

**Executive Offices and Training Facility**

13655 Broncos Parkway • Englewood, CO 80112  
Telephone: (303) 649-9000 • FAX: (303) 649-9354 • PR FAX: (303) 649-0562  
www.DenverBroncos.com

**Media Relations**

**Jim Saccomano**, Vice President of Public Relations: (303) 649-0572 • jim.saccomano@broncos.nfl.net  
**Rebecca Villanueva**, Media Services Manager: (303) 649-0598 • rebecca.villanueva@broncos.nfl.net  
**Patrick Smyth**, Manager of Media Information: (303) 649-0536 • patrick.smyth@broncos.nfl.net  
**Dave Gaylinn**, Media Projects Coordinator: (303) 649-0512 • dave.gaylinn@broncos.nfl.net

www.DenverBroncos.com/Mediaroom

**INVESCO Field at Mile High**

1701 Bryant St. • Denver, CO 80204

**Broncos Ticket Office**

Suite 100  
(720) 258-3333

**Broncos Marketing Department**

Suite 900  
(720) 258-3100

**Stadium Management Co.**

Suite 700  
(720) 258-3000

**2008 DENVER BRONCOS SCHEDULE**

(all times local at site)

**PRESEASON**

Wk.	Day	Date	Opponent	Site	Time	TV
1	Sat.	Aug. 9	at Houston	Reliant Stadium	7 p.m. CDT	CBS 4
2	Sat.	Aug. 16	DALLAS	INVESCO Field at Mile High	7 p.m. MDT	CBS 4
3	Fri.	Aug. 22	GREEN BAY	INVESCO Field at Mile High	7 p.m. MDT	CBS 4
4	Fri.	Aug. 29	at Arizona	University of Phoenix Stadium	7 p.m. MST	CBS 4

**REGULAR SEASON**

Wk.	Day	Date	Opponent	Site	Time	TV
1	Mon.	Sept. 8	at Oakland	McAfee Coliseum	7:15 p.m. PDT	ESPN
2	Sun.	Sept. 14	SAN DIEGO	INVESCO Field at Mile High	2:15 p.m. MDT	CBS
3	Sun.	Sept. 21	NEW ORLEANS	INVESCO Field at Mile High	2:05 p.m. MDT	FOX
4	Sun.	Sept. 28	at Kansas City	Arrowhead Stadium	12 p.m. CDT	CBS
5	Sun.	Oct. 5	TAMPA BAY	INVESCO Field at Mile High	2:05 p.m. MDT	FOX
6	Sun.	Oct. 12	JACKSONVILLE	INVESCO Field at Mile High	2:05 p.m. MDT	CBS
7	Mon.	Oct. 20	at New England	Gillette Stadium	8:30 p.m. EDT	ESPN
8	Bye					
9	Sun.	Nov. 2	MIAMI	INVESCO Field at Mile High	2:05 p.m. MST	CBS
10	Thu.	Nov. 6	at Cleveland	Cleveland Browns Stadium	8:15 p.m. EST	NFLN
11	Sun.	Nov. 16	at Atlanta	Georgia Dome	1 p.m. EST	CBS*
12	Sun.	Nov. 23	OAKLAND	INVESCO Field at Mile High	2:05 p.m. MST	CBS*
13	Sun.	Nov. 30	at New York Jets	Giants Stadium	1 p.m. EST	CBS*
14	Sun.	Dec. 7	KANSAS CITY	INVESCO Field at Mile High	2:05 p.m. MST	CBS*
15	Sun.	Dec. 14	at Carolina	Bank of America Stadium	1 p.m. EST	CBS*
16	Sun.	Dec. 21	BUFFALO	INVESCO Field at Mile High	2:05 p.m. MST	CBS*
17	Sun.	Dec. 28	at San Diego	Qualcomm Stadium	1:15 p.m. PST	CBS*

\* - All NFL games scheduled for Sundays from Weeks 11-17 are eligible to be moved to the Sunday night game, which is televised nationally by NBC.

**IN MEMORIAM: BOB HOWSAM**



The 2008 Denver Broncos' media guide is dedicated to the memory of Bob Howsam, who brought professional football to Denver as the Broncos' founding owner. Mr. Howsam passed away on Feb. 19, 2008, at the age of 89.

Howsam helped form the American Football League in 1959 and prepared the Broncos for their inaugural season a year later. He also is credited with spearheading the construction of Bears Stadium, which was expanded to become Mile High Stadium.

**BRONCOS**  
**WINNING TRADITION**



**SINCE THE 1970 AFL/NFL MERGER...**

**SUPER BOWL BERTHS**

Team	No.
1. Dallas	8
2. <b>Denver</b>	6
New England	6
Pittsburgh	6
5. Miami	5
San Fran., Was.	5

**WINNING SEASONS**

Team	No.
1. Miami	28
2. Dallas	27
Pittsburgh	27
4. <b>Denver</b>	24
Minnesota	24
6. San Fran., Was.	23

**OVERALL WINS**

Team	No.
1. Pittsburgh	379
2. Dallas	378
3. Miami	374
4. <b>Denver</b>	356
5. San Francisco	355
6. Minnesota	349

**REG. SEASON WINS**

Team	No.
1. Miami	354
2. Pittsburgh	351
3. Dallas	347
4. <b>Denver</b>	339
5. Minnesota	333
6. San Francisco	330

**HOME WINS (REG.)**

Team	No.
1. Pittsburgh	210
2. <b>Denver</b>	207
3. Miami	204
4. Dallas	198
5. Minnesota	196
6. Washington	185

**CONF. CHAMP. BERTHS**

Team	No.
1. Dallas	14
2. Pittsburgh	13
3. San Francisco	12
4. Oakland	11
5. St. Louis	9
6. <b>Denver</b>	8

# DENVER BRONCOS

## 2008

### MEDIA GUIDE

#### INDEX

100-Yard Receiving Games	571	Coaching, cont.:	
100-Yard Rushing Games	567	Year-by-Year Coaching Records	505
100-Yard Rushing Halves/Quarters	570	Coldest Games	691
300-Yard Passing Games	574	Comebacks	576
1,000-Yard Receiving Seasons	566	Community Development	670
1,000-Yard Rushing Seasons	566	Darrent Williams Good Guy Award	674
2007 NFL Standings/Playoff Results	689	Darrent Williams Memorial Grant	671
2007 Season:		Day, Broncos Record By	344
Big Plays	260	Decade, Broncos Record By	344
Field Position	259	Divisional Record	341
Game Summaries/Stats	276	Draft Choices:	
Game-By-Game Statistics	254	All-Time Draft Choices By School	613
Honors	274	All-Time First-Round Picks	613
Individual Game-by-Game Statistics	261	All-Time Year-by-Year Drafts	614
Miscellaneous Statistics	246	Ed Block Courage Award, Broncos Winners	674
NFL Rankings	273	Elway, John	588
Participation	256	First Game, Broncos History	218
Penalties	259	Free Agency, Broncos Record In	593
Preseason Team Statistics	248	Free Agents Signed/Lost, 1989-2008	620
Quarter-By-Quarter Statistics	257	Future Opponents	265
Red Zone Statistics	259	Hall of Fame Broncos	586
Regular-Season Team Statistics	244	Hall of Fame Game, Broncos Participation In	327
Scoring Drives	247	Helmets, Broncos All-Time	668
Single-Game Highs And Lows	251	Highlight Video Information	696
Starters By Game	250	Historical Highlights	658
Third Down Statistics	258	Honors And Awards:	
Turnover Statistics	258	All-Time Individual Year-By-Year	578
3,000-Yard Passing Seasons	566	Broncos All-Time NFL Honors	583
All-Time Broncos Record	341	How The Broncos Are Built	316
Alumni Association	4	Interconference Record	228
American Bowl, Broncos Participation In	331	Last Time	269
Attendance Marks	506	Leads Lost	576
Biographies:		Logos, Broncos All-Time	668
Assistant Coaches	23	Margin Of Victory And Defeat	536
Biographies Index	6	Mascots (Thunder And Miles)	676
Football Operations	43	Media Information	695
Rookies And First-Year Players	230	Media Web Site	8C
Veteran Players	62	Medical Glossary	692
Blocked Kicks	274	Milestone Games	343
Bowlen, Pat:		Monday Night Games	342
Biography	10	Month, Broncos Record By	344
Broncos Accomplishments Under	59	Most Valuable Player Awards (Broncos Team)	612
Broncos Name Origin	576	Nationally Televised Games, 1984-2007	60
Broncos Web Site	685	NFL Network	685
Brothers Who Have Played For The Broncos	66	Overtime Games	342
Bye Weeks:		Paul D. Bowlen Memorial Broncos Centre	7
Broncos Record After The Bye	343	Postseason Game Summaries	440
Broncos Record Facing A Team Off Its Bye	242	Playing Field Dimensions	682
Cheerleaders	675	Preseason Television Network (KCNC)	687
Christmas Games	343	Pro Bowl Selections	582
Coaching:		Promotional Dates	18C
All-Time Coaches Roster	625	Pronunciation Guide	309
Broncos Head Coaching Tree	628	Public Relations Directors, NFL Directory	697
Most Years Of Service	604	Radio Network (KOA)	686

#### CREDITS

The 2008 Denver Broncos media guide was produced by the club's media relations department under the direction of Vice President of Public Relations Jim Saccomano. Information contained herein was compiled by the current and previous media relations staffs and is current as of June 11, 2008. ©2008 Denver Broncos Football Club.

Writing and editing by Patrick Smyth and Dave Gaylinn using QuarkXPress™ (6.1) desktop publishing application. Layout and cover design prepared by Smyth. Cover photo taken by David Gonzales. Editorial assistance provided by Saccomano, Kelly Woodward and Rebecca Villanueva. Additional thanks to the NFL communications department, Joe Cronin, John Turney, Dave Plati, Santo Labombarda and the Elias Sports Bureau staff, and Stats, Inc. for providing extensive statistical data. Printing by National Hirschfeld, Denver, Colo. Photography and scans by Rich Clarkson and Associates, LLC (Rich Clarkson, Eric Bakke, Trevor Brown Jr., Steve Nowland, Ryan McKee, Jamie Schwaberow and Brett Wilhelm) as well as Broncos team photographer Pete Eklund. Special thanks to Kenn Rust of Rust Graphics.

# DENVER BRONCOS

## 2008

### MEDIA GUIDE

#### INDEX

Records — Postseason:		Season Openers:	
Broncos Individual	555	All-Time Results	344
Broncos Team	561	Records	323
Game-By-Game Record	561	Season Ticket Sales	506
Records — Regular Season:		Series Records vs. Opponents	337
Broncos Individual	520	Broncos vs. The NFL (Reg./Post/Preseason)	341
Fumble Returns	531	Service With Broncos	519
Interceptions	530	Shanahan, Mike:	
Kicking	533	Biography	14
Kickoff Returns	529	Broncos Accomplishments Under	20
Passing	522	Shutouts:	
Punt Returns	528	By Denver	544
Punting	527	By Opponents	536
Receiving	526	Stadium Information:	
Rushing	521	Broncos Stadium History	683
Sacks	532	INVESCO Field at Mile High	677
Safeties	531	INVESCO Field at Mile High Media Parking	680
Scoring	532	INVESCO Field at Mile High Records	684
Total Offense	520	INVESCO Field at Mile High Seating Diagram	679
Broncos Team	534	Staff Directory	4
Passing Defense	546	Staff Photos	49
Passing Offense	538	Starting Lineups, All-Time	432
Penalties	543	Stats Crew	684
Rushing Defense	545	Sunday Night Games	342
Rushing Offense	537	Super Bowl:	
Scoring Defense	544	Future Sites	691
Scoring Offense	536	Record Against Super Bowl Participants	185
Streaks	535	Super Bowl/Conference Championship Scores	690
Total Defense	544	Thanksgiving Games	343
Total Offense	536	Tie-Breaking Procedures	688
Turnovers	543	Trades, All-Time	621
Opponent Individual	548	Training Camp Sites, All-Time	691
Opponent Team	551	Transactions, 2007-08	312
Results:		Two-Point Conversions, Broncos History	611
All-Time Game-By-Game	318	Undefeated Home Records, Broncos History	253
Artificial Turf Record	691	Uniforms, Broncos All-Time	668
Primetime Games	342	Vince Lombardi Trophies	169
Retired Jersey Numbers	585	Walter Payton NFL Man Of The Year, Broncos Winners	673
Ring of Fame Member Profiles	588	Warmest Games	691
Rosters:		Winning Tradition	56
2008 Roster	310	Year-By-Year Individual Leaders:	
2008 Roster Breakdown By Position	309	Field Goals And Punting	518
All-Time Broncos (Alphabetical)	629	Interceptions	514
All-Time Broncos (Numerical)	646	Kickoff Returns	516
All-Time Practice Squad (Alphabetical)	654	Passing	511
All-Time Practice Squad (By Year)	656	Punt Returns	515
All-Time Roster Breakdown By School	643	Receiving	513
All-Time Roster Height/Weight Breakdowns	644	Rushing	510
All-Time Roster Height/Weight Extremes	645	Sacks And Tackles	519
Schedules, 2008:		Scoring	517
Broncos	1FC	Year-By-Year Final Records	438
Broncos Composite Schedule	704	Year-By-Year Final Statistics	346
NFL Interconference Games	702	Year-By-Year Team Statistics:	
NFL Nationally Televised Games	703	Team Defense	508
NFL Postseason	701	Team Offense	507
NFL Preseason	701	Team Third Downs	509
NFL Regular Season	698	Team Turnovers	509
Scoring Streak	42	Zimmerman, Gary	612



# BRONCOS DIRECTORY

Denver Broncos Football Club  
13655 Broncos Parkway, Englewood, CO 80112

**Telephone** ..... (303) 649-9000  
**Ticket Office** ..... (720) 258-3333  
**Marketing Department** ..... (720) 258-3100  
**Stadium Management Company** ..... (720) 258-3000  
**Internet Address** ..... www.DenverBroncos.com  
**Home Stadium** ..... INVESCO Field at Mile High (76,125)  
**Colors** ..... Broncos Navy (PMS 289C) and Broncos Orange (PMS 1655C)  
**Conference** ..... American Football Conference (West Division)



## OWNERSHIP

Pat Bowlen ..... President and Chief Executive Officer  
Lisa Williams ..... Executive Assistant to President and CEO  
Yolanda Saltus ..... Special Assistant

## ADVISORY DIRECTORS

Pat Bowlen ..... Chairman  
John Bowlen ..... Director  
Bill Britton ..... Director  
Tim Guard ..... Director  
Jeff Harman ..... Director  
Fred Hemmings ..... Director  
Bob Masten ..... Director

## EXECUTIVE STAFF

### EXECUTIVE VICE PRESIDENT OF FOOTBALL OPERATIONS/HEAD COACH

Mike Shanahan ..... Exec. V.P. of Football Operations/Head Coach  
Cindi Lowe ..... Executive Assistant to Head Coach

### CHIEF OPERATING OFFICER

Joe Ellis ..... Chief Operating Officer  
Elaine Woodworth ..... Exec. Asst. to Chief Operating Officer

### GENERAL COUNSEL/SENIOR VICE PRESIDENT OF ADMINISTRATION

Rich Slivka ..... General Counsel/Senior V.P. of Administration  
Diane Nelson ..... Exec. Asst. to General Counsel/Senior V.P. of Admin.

### VICE PRESIDENTS

Dave Abrams ..... Vice President of Security  
Jim Barlow ..... Vice President of Finance  
Greg Carney ..... Vice President of Marketing  
Chip Conway ..... Vice President of Operations  
Cindy Kellogg ..... Vice President of Community Development  
Jim Saccomano ..... Vice President of Public Relations

### BOWLEN SPORTS, INC.

Jim Schafer ..... Assistant to the President  
Veronica Ibarra ..... Exec. Asst. to Asst. to the President

## FOOTBALL STAFF

### COACHING STAFF

Rick Dennison ..... Offensive Coordinator/Offensive Line  
Bob Slowik ..... Defensive Coordinator  
Scott O'Brien ..... Special Teams Coordinator  
Steve Watson ..... Associate Head Coach  
Joe Baker ..... Offensive Assistant  
Jeremy Bates ..... Quarterbacks  
Ronnie Bradford ..... Defensive Backs  
Jacob Burney ..... Defensive Line  
Keith Burns ..... Special Teams Assistant  
Dwayne Chandler ..... Assistant Strength and Conditioning  
Jedd Fisch ..... Wide Receivers  
Charlie Jackson ..... Defensive Assistant  
Bill Johnson ..... Defensive Line  
Pat McPherson ..... Tight Ends  
Jim Ryan ..... Linebackers  
Greg Saporta ..... Assistant Strength and Conditioning  
Ryan Slowik ..... Assistant Defensive Backs  
Bobby Turner ..... Running Backs  
Rich Tuten ..... Strength and Conditioning  
Kristi Nichols ..... Assistant Coaches Secretary

### FOOTBALL OPERATIONS

Jim Goodman ..... V.P. of Football Ops./Player Personnel  
Jeff Goodman ..... Assistant General Manager  
Brian Xanders ..... Assistant General Manager  
Mike Bluem ..... Director of Football Administration  
Eugene Armstrong ..... College Scout  
Bobby Beers ..... College Scout  
Scott DiStefano ..... College Scout  
Tyler Goodman ..... College Scout  
Cal McCombs ..... College Scout  
Greg Miller ..... College Scout  
Nick Schiralli ..... College Scout  
Cornell Green ..... Scouting Consultant  
Chris Trulove ..... Coordinator of Pro Scouting  
Dave Bratten ..... College Scouting Coordinator  
Anthony Kelly ..... Asst. Coord. of Pro and College Scouting  
Fred Fleming ..... Pro Scouting/Director of Special Services  
Harold Chatman ..... Player Development Director  
Betsy Klein ..... Exec. Dir. of Player & Organizational Development  
Pam Papsdorf ..... Exec. Assistant to Football Operations  
Will Tuten ..... Player Personnel Assistant  
Meghan Zobeck ..... Player Personnel Assistant

## DENVER BRONCOS ALUMNI ASSOCIATION

The Denver Broncos Alumni Association was formed in 1991 to provide an opportunity for former players to remain actively involved with the Broncos' organization. The Alumni Association serves as a goodwill extension of the Denver Broncos, and the members are available to counsel current players on life after football. Their mission is to uphold the highest standards of professionalism, integrity and honor. They are committed to enhance our communities through active service and devotion and pledge to support the Denver Broncos Football Club in its community outreach programs and present themselves as positive role models and mentors. The 15 members of the Alumni Council are Odell Barry (Treasurer), Tyrone Braxton, Larry Brunson, Scott Curtis, Steve Foley, Chuck Gavin, Tom Graham, Mark Jackson, Le-Lo Lang (Vice President), Karl Mecklenburg, Dave Preston, Reggie Rivers, Steve Sewell (Secretary), Billy Thompson and David Treadwell (President).

## MEDICAL STAFF

Steve Antonopoulos ..... Head Athletic Trainer  
Corey Oshikoya ..... Assistant Athletic Trainer  
Trae Tashiro ..... Assistant Athletic Trainer  
Josh Hartman ..... Assistant Athletic Trainer  
Dr. Ted Schlegel ..... Head Team Physician  
Dr. Martin Boublik ..... Team Physician  
Dr. J. Steven Geraghty ..... Team Physician

## EQUIPMENT

Chris Valenti ..... Equipment Manager  
Mike Harrington ..... Assistant Equipment Manager  
Jason Schell ..... Assistant Equipment Manager  
Kenny Chavez ..... Assistant Equipment Manager

## FOOTBALL TECHNOLOGY

Kent Erickson ..... Director of Football Technology  
Gary McCune ..... Video Operations Manager  
Tony Lazzaro ..... Manager of Football Information Technology  
Steve Boxer ..... Video Assistant  
Mike Corey ..... Network Technician  
Kirt Horiuchi ..... Video Assistant

## BUSINESS STAFF

### MEDIA RELATIONS

Rebecca Villanueva ..... Media Services Manager  
Patrick Smyth ..... Manager of Media Information  
Dave Gaylinn ..... Media Projects Coordinator

### COMMUNITY DEVELOPMENT

Kelly Woodward ..... Director of Community Development  
Billy Thompson ..... Director of Community Outreach

### FINANCE

Fred Krebs ..... Manager of Cash/Treasury  
Dianne Sehgal ..... Controller  
Timi Dennis ..... Payroll Administrator  
Gina Johnson ..... Accounts Payable  
Nanette Thompson ..... Assistant Controller  
Kelly Trimble ..... Manager of Travel Services  
Kristin Garrick ..... Revenue Accountant

### HUMAN RESOURCES

Sheila Thomas ..... Director of Human Resources  
Heather Herbert-Brevik ..... Benefits Administrator

### INFORMATION TECHNOLOGY

Chris Newman ..... Network Manager  
Erik Towt ..... Network Analyst  
Jason Moore ..... Network Technician  
Kevin Grogan ..... Software Developer  
Nick Burris ..... Network Support Technician

### MARKETING

Brady Kellogg ..... Senior Director of Corporate Partnerships  
Amy Marolf ..... Director of Corporate Partner Services  
Sandy Bretzlauf ..... Manager of Partnerships and Game Day Marketing  
Bobby Mestas ..... Manager, Special Events and Fan Development  
Derek Thomas ..... Manager, Marketing Partnerships  
Annie Hellerstein ..... Creative Manager  
Kyle Sonneman ..... Manager of Team Media  
Nicole Rodgers ..... Senior Executive, Corporate Partnerships  
Brad Post ..... Mascot Coordinator  
Erica Turk ..... Coordinator of Corporate Partnerships  
Pete Eklund ..... Photography/Design Coordinator  
Kasey Byers ..... Multimedia Producer  
Amanda Hutchings ..... Marketing Assistant

### CHEERLEADERS

Teresa Shear ..... Dir. of Cheerleaders & Game Day Entertainment  
Kelly Troester ..... Director, Junior Cheerleaders  
Shelly Trujillo ..... Assistant Director, Cheerleaders

## OPERATIONS

John Karpan ..... Operations Manager  
Greg Johnson ..... Maintenance Coordinator  
Adam Newman ..... Operations Assistant  
Aaron Kalina ..... Operations Assistant  
Beau Giles ..... Security Officer  
Maeve Drake ..... Receptionist

## TURF OPERATIONS

Troy Smith ..... Turf Manager  
Nick McNamee ..... Assistant Turf Manager  
Kyle Bauman ..... Assistant Turf Manager

## TICKET OPERATIONS

Kirk Dyer ..... Exec. Director of Ticket Operations and Admin.  
Dennis Moore ..... Executive Director of Premium Seating  
Katie Delay ..... Director of Ticket Operations  
Clark Wray ..... Ticket Operations and Database Manager  
Chad Robertson ..... Manager of Premium Seating  
Patti Barban ..... ADA Manager  
Aaron Cook ..... Premium Seating Executive  
Darren O'Donnell ..... Premium Seating Executive  
Dave Stutman ..... Premium Seating Executive  
R.J. Redd ..... Premium Seating Executive  
Stacie Quinton ..... Assistant Ticket Manager  
Jamie Reyes ..... Suite Services Coordinator  
Kristen Alford ..... Ticket Office Coordinator  
Tiffany Mastroianni ..... Ticket Office Assistant

## STADIUM MANAGEMENT COMPANY

Mac Freeman ..... Vice President of Stadium Operations

Andy Gorchov ..... Director of Stadium Operations  
Scott Bilek ..... Manager of Event Services & Security  
Jon Applegate ..... Event Operations Manager  
Matt Shine ..... Parking & Site Manager  
Rick Seifert ..... Communications Manager  
Ross Kurcab ..... Turf Manager  
Howard Brown ..... Facility Operations Manager  
Pat Jordan ..... Audio/Visual Services Manager  
Dave Clark ..... Chief Engineer  
Pat Tetrick ..... Assistant Security Manager  
Brett Seibel ..... Facilities Supervisor  
Amy Crawford ..... Operations Coordinator  
Jared Devine ..... Scheduling and Staff Administrator  
Anna Marie Martinez ..... Special Events Coordinator  
Devon Vandervort ..... Special Events Administrator  
Garron Bateman ..... Tech Director & Creative Media Designer  
Nick Young ..... ThunderVision Editor  
Ryan Kehn ..... Events Production Coordinator  
Cody Freeman ..... Turf Technician  
Chris Hoag ..... Lead Electrician  
Paul Cisneros ..... Lead HVAC Technician  
Steve Eggers ..... Carpenter  
Steve Fisher ..... Maintenance  
Mike Gray ..... Electrician  
Chad Henderson ..... Assistant Chief Engineer  
Jerry Dill ..... HVAC Technician  
Terrance "Jamie" Perkins ..... Lead Plumber  
Curt Norton ..... Plumber  
Fran Williams ..... SMC Receptionist  
Gail Dodson ..... SMC Receptionist  
Eileen Martinez ..... 24-Hour Security Shift Supervisor  
Jered Stultz ..... 24-Hour Security Shift Supervisor  
Matt Bowes ..... 24-Hour Security Shift Supervisor

### SMC RETAIL OPERATIONS

Tim Kellond ..... Retail Operations Manager  
Sue Vaughn ..... Retail Administrative Supervisor  
Wesley Cardenas ..... Assistant Buyer  
Steve Grosser ..... Retail Assistant  
Aaron Silvey ..... Retail Assistant



# INDEX TO BIOGRAPHIES

## EXECUTIVES

Bowlen, Pat .....	10
Ellis, Joe .....	48
Goodman, Jim .....	23
Shanahan, Mike .....	14

## COACHES

Baker, Joe .....	29
Bates, Jeremy .....	30
Bradford, Ronnie .....	31
Burney, Jacob .....	32
Burns, Keith .....	34
Chandler, Dwayne .....	34
Dennison, Rick .....	23
Fisch, Jedd .....	35
Jackson, Charlie .....	36
Johnson, Bill .....	36
McPherson, Pat .....	38
O'Brien, Scott .....	27
Ryan, Jim .....	39
Saporta, Greg .....	40
Slowik, Bob .....	25
Slowik, Ryan .....	40
Turner, Bobby .....	41
Tuten, Rich .....	42
Watson, Steve .....	28

## FOOTBALL OPERATIONS

Armstrong, Eugene .....	44
Beers, Bobby .....	44
Bluem, Mike .....	44
Bratten, Dave .....	47
DiStefano, Scott .....	45
Goodman, Jeff .....	43
Goodman, Tyler .....	45
Green, Cornell .....	46
Kelly, Anthony .....	47
McCombs, Cal .....	45
Miller, Greg .....	46
Schiralli, Nick .....	46
Trulove, Chris .....	47
Xanders, Brian .....	43

## PLAYERS

Abdullah, Hamza .....	62
Alexander, P.J. ....	63
Alridge, Anthony .....	239
Archer, Brandon .....	64
Bailey, Boss .....	65
Bailey, Champ .....	68
Barrett, Josh .....	237
Baughner, Danny .....	239
Beck, Jordan .....	75
Bell, Mike .....	76
Birdine, Larry .....	78
Bly, Dré .....	79
Carrington, Paul .....	85
Clady, Ryan .....	230
Clemons, Nic .....	86
Colbert, Keary .....	87
Crowder, Tim .....	90
Cutler, Jay .....	91
Dumervil, Elvis .....	97
Ekuban, Ebenezer .....	99
Engelberger, John .....	104
Erickson, Mitch .....	240
Finnerty, Cullen .....	109

Foxworth, Domonique .....	110
Gandy, Dylan .....	113
Graham, Daniel .....	114
Green, Louis .....	118
Hackney, Darrell .....	120
Hall, Andre .....	121
Hamilton, Ben .....	122
Harris, Ryan .....	124
Harris, Steven .....	125
Hartley, Garrett .....	240
Hillis, Peyton .....	238
Holland, Montrae .....	126
Jackson, Darrell .....	127
Jackson, Nate .....	133
Jacobs, Taylor .....	134
Jenkins, Julian .....	136
Kern, Brett .....	241
Koutouvides, Niko .....	137
Kuper, Chris .....	138
Larsen, Spencer .....	236
Leach, Mike .....	139
Lichtensteiger, Kory .....	232
Lynch, John .....	141
Mallard, Josh .....	151
Manuel, Marquand .....	152
Marshall, Brandon .....	154
Martinez, Glenn .....	157
McCree, Marlon .....	159
McDaniel, Marquay .....	241
McKinley, Alvin .....	163
Morton, Christian .....	165
Moss, Jarvis .....	166
Mustard, Chad .....	168
Nalen, Tom .....	170
Parker, Samie .....	174
Paulescu, Sam .....	176
Paymah, Karl .....	177
Pears, Erik .....	179
Peterson, Kenny .....	180
Pierce, Brett .....	181
Pittman, Michael .....	182
Polumbus, Tyler .....	241
Powell, Carlton .....	235
Prater, Matt .....	188
Ramsey, Patrick .....	189
Reid, Lamont .....	192
Robertson, Dewayne .....	193
Rogers, Roderick .....	196
Royal, Eddie .....	231
Russell, Clifford .....	197
Sam, Lorne .....	242
Sapp, Cecil .....	198
Scheffler, Tony .....	200
Shepherd, Edell .....	203
Stokley, Brandon .....	204
Thomas, Marcus .....	210
Torain, Ryan .....	234
Vaughn, Vickiel .....	211
Webster, Nate .....	212
Wiegmann, Casey .....	216
Williams, D.J. ....	219
Williams, Jack .....	233
Winborn, Jamie .....	222
Woodyard, Wesley .....	242
Young, Selvin .....	226

# THE PAUL D. BOWLEN MEMORIAL BRONCOS CENTRE

On March 5, 1990, the Denver Broncos moved into the Paul D. Bowlen Memorial Broncos Centre, the state-of-the-art headquarters for the National Football League team. The complex is named for the Broncos owner's late father and is the culmination of Pat Bowlen's desire to maximize a positive working environment for his football team, which captured back-to-back World Championships with victories in Super Bowls XXXII and XXXIII.



During the offseasons leading up to the 2004 and 2005 campaigns, the Broncos made significant upgrades to the facility to make it one of the elite training centers in all of professional sports.

The Broncos spent much of the 2005 offseason completely renovating and redesigning their locker room while adding several state-of-the-art features to the spacious area.

The club installed brand new maple-wood lockers that are 8.5 feet tall and 3 feet wide. All locker stalls include power and data outlets to provide high-speed Internet access. Additionally, the general layout of the locker room was enhanced to bring offensive and defensive players closer together while at the same time efficiently utilizing the size of the area.

This improvement in 2005 came one year after the club invested \$4 million to the facility in an expansion project that significantly upgraded several areas of the complex. That construction project included:

- The Broncos Conditioning Center, which houses the team's weight room and an indoor conditioning area along with a new home for the field-maintenance departments. The weight room is nearly three times the size of the previous one at approximately 9,000 square feet, which gives the Broncos one of the most comfortable strength-and-conditioning environments in professional sports. The indoor conditioning area—covered with FieldTurf™, which the team uses on one of its three outdoor practice fields—spans approximately 18,000 square feet.
- A training room that increased in size with additional hot and cold tubs for players' use.
- An eating lounge that seats approximately 120, allowing the team to conveniently handle the food-service needs of players, coaches and staff during training camp and throughout the year. The lounge is part of the existing building, taking over the space previously occupied by the weight room.

The Broncos' facility—situated on 13.5 acres in the rapidly expanding Dove Valley Business Park in south Arapahoe County—also includes an administrative building and three full-size practice fields to go along with the Conditioning Center.

The Bowlen Memorial Broncos Centre is a two-story building totaling 90,000 square feet, well over three times the size of the team's previous facility. The ground floor houses the main entry, visitor's area, trophy display area and media room in addition to the football-related facilities, which encompass the locker room, meeting rooms, training area, equipment room and video department.

It is on the second level, which is accessible through two stairways adjacent to the lobby area, that most of the administrative offices are located. These include the offices for Pat Bowlen, Mike Shanahan, Joe Ellis and Jim Goodman, as well as those of all assistant coaches and football operations personnel. The second floor is divided into one wing for administrative offices and another for coaches and player personnel. The Broncos' extensive computer operation also is located on the second floor. The Bowlen Memorial Broncos Centre also includes a separate building that houses two racquetball courts for training and leisure use by players and staff members as well as a team store.

There is ample practice space available for use by the Broncos on the three outdoor fields—two with natural grass surfaces and one with FieldTurf™, completed in June 2003. FieldTurf™ is a synthetic blade surface with a rubber and sand infill. One of the two grass fields has a unique design system that includes underground wiring to prevent the turf from freezing and thus allows the Broncos to practice year-round on unfrozen natural grass.



## THE PAUL D. BOWLEN MEMORIAL BRONCOS CENTRE

### BRONCOS CONDITIONING CENTER



Completed in the spring of 2004, the Broncos' state-of-the-art conditioning center is adjacent to the Paul D. Bowlen Memorial Broncos Centre. The weight room is approximately 9,000 square feet, nearly three times the size of the previous one, and affords the football team and its strength-and-conditioning staff one of the finest training facilities in all of professional sports.

### INDOOR AND OUTDOOR FIELDTURF™



In addition to having two natural grass fields on which to practice, the Broncos utilize both an indoor and outdoor FieldTurf™ field during training camp and in the season. The indoor field, located within the Broncos Conditioning Center, spans approximately 18,000 square feet.

## THE PAUL D. BOWLEN MEMORIAL BRONCOS CENTRE

### BRONCOS LOCKER ROOM



The Broncos spent much of the 2005 offseason redesigning and upgrading their locker room. The club installed brand new maple-wood lockers that are 8.5 feet tall, 3 feet wide and 4 x 2 inches deep and all feature power and data outlets to provide high-speed Internet access. The general layout was enhanced to bring offensive and defensive players closer together while at the same time taking advantage of the size of the area.

### BRONCOS LOUNGE



The Broncos' food-service lounge, completed in the spring of 2004, occupies the area where the weight room previously was located at the Paul D. Bowlen Memorial Broncos Centre. It seats approximately 120, allowing players, coaches and staff a spacious area to enjoy their meals.

**PAT BOWLEN****PRESIDENT AND CEO**

**P**at Bowlen this year marks a quarter century as owner of the Denver Broncos, and his era as team owner is indelibly stamped as one of the most successful periods for any team in National Football League history.

Still the only two-decade owner of a major league sports team in Colorado history, Mr. Bowlen in 2008 begins his 25th year as the President and CEO of the Broncos, and he does so presiding over a franchise that is one of the crown jewels among NFL clubs. By any definition, the Broncos are at the pinnacle of professional sports franchises.

The Denver Broncos are the soul of the city, Mr. Bowlen serves as the owner and steward of this sterling franchise, and the legend of both team and owner are marked by achievement and success at every level.

Whether judged by the measure of wins and championships, attendance, national television exposure, or by his and the Broncos' reputation locally and throughout the NFL, there are few parallels in the world of professional sports.

The Denver Broncos have grown from being Denver's first major league franchise in 1960 to Colorado's state religion, and Mr. Bowlen wants to continue that fervor for the coming season. His focus for 2008 is to have the Broncos return to the postseason contention to which both franchise and fans have become accustomed.

The Broncos' President and CEO has fashioned a powerful reputation among his peers as a bold, dynamic leader who is single-minded in his pursuit of excellence, whether representing the Broncos, the city of Denver, the state of Colorado or the National Football League.

His status and reputation as an owner were recognized within the state on April 10, 2007, when Mr. Bowlen was inducted into the Colorado Sports Hall of Fame.

In the 24 seasons during which Mr. Bowlen has owned the Broncos, no NFL club has made more national television appearances than has Denver (144, besides the Broncos' games televised as part of network doubleheaders).

For many years, Mr. Bowlen's reputation as an outstanding owner has been well known nationally. In 1987, he finished second in *The Sporting News* Executive of the Year balloting. In December 2000, ESPN conducted a fan poll asking which NFL owner would be the best for which to play. Mr. Bowlen finished first among all NFL owners with 44.7 percent of the more than 60,000 votes cast. Mr. Bowlen has been well respected for many years by fans, players, coaches, his peers and NFL executives.

Mr. Bowlen presides over a franchise that by any standard has been one of the NFL's most successful in his over two decades of club ownership (1984-2008).

Pat Bowlen was introduced as the majority owner of the Denver Broncos on March 23, 1984, and that announcement triggered a new era in franchise history. Mr. Bowlen and the Bowlen family acquired 100 percent ownership of the Broncos in July 1985, and currently his brother John Bowlen owns a minority interest in the Broncos.

Mr. Bowlen immediately put his own mark on the Broncos, establishing a solid administration and creating a positive atmosphere that was a major factor in the team's success both on and off the field.

Champions are built from the top and Pat Bowlen is a model of leadership in the scope of his drive and commitment. "I want us to be number one in everything," Mr. Bowlen has often said in a recurring theme that marks his management style. Everyone knows that it is the owner who provides the financial backing that is integral to a championship team, but many fans are unaware that much of the heart, soul and drive of this championship organization comes directly from Pat Bowlen.

He has made all his managerial moves with one goal in mind—to aggressively position the Denver Broncos for another run at a Super Bowl championship. No one sets higher standards for the Broncos than Pat Bowlen himself, whose goals have always been to have his franchise regarded among the finest in pro sports with victory being the measuring stick for that success. Thus, the ultimate goal of this dynamic and energetic chief executive remains firmly set on repeating the World Championship seasons of 1997 and 1998.

Below is a chronology of the Denver Broncos' success during Mr. Bowlen's ownership (1984-2008):

- The Denver Broncos won back-to-back World Championships in 1997 (Super Bowl XXXII vs. the Green Bay Packers 31-24) and 1998 (Super Bowl XXXIII vs. the Atlanta Falcons 34-19).

- Denver became the sixth NFL franchise to win back-to-back Super Bowls, joining Green Bay, Miami, Pittsburgh (twice), San Francisco and Dallas. The Broncos became the first AFC team to do it in two decades. New England has since become the seventh franchise to do so.

- The Broncos own AFC Championships under Pat Bowlen in 1986, 1987, 1989, 1997 and 1998.

- The Broncos have the best home record in pro football over the past 34 years.

- The Broncos won an NFL-record seven postseason games in a two-year period (1997-1998).

- The Broncos had 33 wins over a two-year period (1997-1998), at that time the most in football history.

- The Broncos had an NFL-record 46 wins over a three-year period (1996-1998).

- The Broncos became the second team in modern NFL history to go undefeated during regular-season play at home for three consecutive seasons (1996-1998).

- His 1997-1998 teams performed the astonishing feat of going an entire calendar year without a defeat (12/15/97-12/13/98), at that time a league-record 18 consecutive wins.

- In 1998, Denver won a franchise-record 17 games (14 in the regular season), including a 13-0 start that resulted in Denver going an entire calendar year without a loss.

- The Broncos have dominated the AFC Western Division by posting more division titles (8), conference Championship Game appearances (7) and Super Bowl appearances (5) than any other club in the division.

- Denver ranks second in the NFL in regular-season wins (235), second in Super Bowl appearances (5), tied for second in winning seasons (16) and tied for second in playoff appearances (13).

- The Broncos have had just four losing seasons compared with their 16 winning seasons.

- Denver was the only AFC franchise to make three Super Bowl appearances in the 1980s.

- In addition to winning eight division titles, Mr. Bowlen's franchise has had regular-season win totals of 14, 13 (three times), 12 (twice), 11 (four times) and 10 (three times). Thirteen of the 14 best years in team history have come during Mr. Bowlen's ownership.

- When the Broncos won Super Bowl XXXII, they were the first AFC team to win in 14 years and just the second wild card team to win a Super Bowl under the NFL's present playoff system.

Pat Bowlen also has enjoyed tremendous off-the-field success as well.

- In Mr. Bowlen's 24 years of ownership, the Broncos have played 26 postseason games, all of which have been sold out.

- The Broncos have had a string of home sellouts for 39 consecutive years, marking the longest streak in the AFC and one that is second only to Washington in the NFL.

- The home game sellout streak is now at 308 consecutive regular and postseason games through the 2007 season.

- Denver has led the NFL in attendance over that 24-year period. The Broncos have drawn nearly 17 million fans to their home games from 1984-2007, marking the highest total in the NFL.

- Mr. Bowlen ushered in a new era in Denver Broncos football history in 2001 when the state-of-the-art INVESCO Field at Mile High opened. Mr. Bowlen contributed more than \$150 million to the construction of the new stadium.

- Mr. Bowlen has worked closely with Head Coach Mike Shanahan in maintaining the Broncos' roster in the era of free agency that has resulted in unprecedented player stability.

- In addition to his role with the Broncos, Mr. Bowlen was a key figure in securing the league's labor and TV contracts. He is currently co-Chair of the powerful NFL Management Council Committee and remains a member of the prestigious NFL Broadcasting Committee, which he formerly chaired. He is a member of the NFL Compensation Committee as well as the NFL Network Operations Committee, and he also serves on the Pro Football Hall of Fame and Los Angeles Working Group Committees.



• In his role as Chair of the NFL Broadcast Committee, Mr. Bowlen was responsible for the negotiations on the NFL's \$18 billion TV contract, the most lucrative single-sport contract in history.

• He was responsible for the Broncos' headquarters, the Paul D. Bowlen Memorial Centre, a 90,000 square foot modern office and training facility located on the team's 13.5 acre complex in Dove Valley, Arapahoe County. The facility is named after Pat Bowlen's father. The Broncos moved into the new facility on March 5, 1990. Over the past four offseasons, an extensive remodeling and expansion plan was implemented, assuring that the team headquarters would remain at the top level of NFL training facilities.

Pat Bowlen was born in Praire du Chien, Wis., where he attended high school. He went on to the University of Oklahoma, earning degrees in both business (1965) and law (1968). After successful careers in oil, gas and real estate, he purchased the Denver Broncos in 1984.

He is chairman of the board of the Denver Broncos Charities Fund and in that capacity has donated more than \$25 million to charitable organizations in the Denver area since the inception of that fund in 1993. Mr. Bowlen served as the Honorary Chairman of the Colorado Special Olympics for 19 years and was the organization's Outstanding Celebrity in 1993. Mr. Bowlen has served as the Honorary Chairman of the Stadium Stampede (formerly the Colorado Family Classic) to benefit St. Joseph's Hospital Foundation for 24 years, and this is his 14th year as Honorary Chairman of the Capuchin Friars Brown Robe Benefit fundraising dinner. He also is Honorary Chairman of the Cherish the Children Gala, chaired the 1989 Centennial Scholarship rally at the University of Northern Colorado in Greeley and was Co-Chairman of the Rose Medical Center Critical Care Campaign from 1986-89.

In addition, Mr. Bowlen was elected to the University of Denver Board of Trustees in 1987. He is currently a member of the DU Athletic Affairs Committee. His previous DU committee memberships include the Institutional Advancement Committee and Institutional Advancement/University Relations subcommittee. He also was named to the Colorado Academy Board of Trustees in 1991. He has been a member of the American Ireland Fund Dinner Committee for the past 17 years and a Trustee for the Irish Community Center for eight years. He serves on the Board of Trustees of the Hawaii Maritime Center and was the 1992 honoree at the American Ireland Fund Dinner.

Mr. Bowlen is a member of several other clubs and societies, including the Alberta Bar Association and the Law Society of Alberta. He also was a past member of the Young President's Organization.

Mr. Bowlen maintains an active lifestyle and exercises extensively as part of his daily regimen. He has competed in the Ironman Triathlon—an event in which one must swim 2.4 miles, ride 112 miles on a bicycle and run 26.2 miles, all consecutively—as well as in other triathlon races and several marathons.

## THE BOWLEN ERA

AFC WEST TEAM COMPARISON 1984-2007

### WORLD CHAMPIONSHIPS

Denver	2
Kansas City	0
Oakland	0
San Diego	0

### SUPER BOWL APPEARANCES

Denver	5
Oakland	1
San Diego	1
Kansas City	0

### CONFERENCE CHAMPIONSHIP APPEARANCES

Denver	7
Oakland	3
San Diego	2
Kansas City	1

### DIVISION TITLES


Denver	8
Oakland	5
San Diego	5
Kansas City	4

### PLAYOFF APPEARANCES

Denver	13
Kansas City	10
Oakland	8
San Diego	6

### WINNING SEASONS

Denver	16
Kansas City	14
Oakland	9
San Diego	7



Mike Shanahan is one of just six head coaches in the history of the NFL to win back-to-back Super Bowls with Denver's victory over Green Bay in Super Bowl XXXII followed by its defeat of Atlanta in Super Bowl XXXIII. He has recorded 138 total victories during the last 13 seasons with the Broncos and has compiled a 79-25 home record with the club in the regular season, including three consecutive undefeated home campaigns from 1996-98 as well as a perfect home record in 2005.





## MIKE SHANAHAN

### EXECUTIVE VICE PRESIDENT OF FOOTBALL OPERATIONS/HEAD COACH

**M**ike Shanahan in 2008 begins his 14th season as head coach of the Denver Broncos, a franchise he has guided to two Super Bowl victories, three conference championship game appearances, seven postseason berths and nine winning seasons. His achievements since being named Denver's head coach on Jan. 31, 1995, have helped position the 49-year-old franchise among the most successful and highly regarded in all of professional sports.

The veteran coach, who holds additional responsibilities as the Broncos' Executive Vice President of Football Operations, has led Denver to 130 regular-season victories, a total that marks the 10th most by a head coach with one franchise in NFL history. Among the nine coaches who have more wins with one club than Shanahan, all eight who are eligible for the Pro Football Hall of Fame have been honored with membership to the game's most exclusive club. Shanahan's 130 regular-season wins with Denver tie for the most by an NFL coach in the last 13 years and give the Broncos the league's third-best record (130-78 / .625) during that time.

A leader whose standard continually has raised the expectations of the football team and entire Denver Broncos organization, Shanahan has the 17th-most overall career wins (146) by a head coach in NFL history and ranks second in that category among active coaches. His all-time winning percentage is a sterling .606 (146-95), including a .624 (138-83) mark in 13 seasons with the Broncos that qualifies as the best by a coach in club history.

Including seven seasons as an assistant with Denver, a time period in which he helped the Broncos advance to three Super Bowls, Shanahan owns 20 years of experience on the Broncos' coaching staff that tie for the highest total by an individual in club history. His 13 full seasons as head coach of the Broncos tie him with Jeff Fisher (Tennessee) as the longest active continuously tenured head coach in the NFL.

One of the most brilliant minds in football, Shanahan is the lightning rod for the Denver Broncos' championship history, and few coaches in NFL annals have spearheaded as much dramatic achievement. Shanahan, who completely revitalized the Broncos' organization and made the club a model of how to deal successfully with the current personnel and financial dynamics of professional football, is the focal point from which the entire organization takes its energy and direction. He is universally regarded at the highest level by the football community, and there is no proof of merit like the record itself.

Under Shanahan's superb guidance, the Broncos have had staggering team accomplishments since 1995, the scope of which is dramatically outlined by the following:

- Became one of two clubs in the NFL (New England) to win multiple Super Bowls since 1995 with back-to-back victories in Super Bowl XXXII and XXXIII (1997-98).
- Posted the most wins in pro football history in a two-year period (33 from 1997-98; New England since won 34 from 2003-04).
- Posted the most wins in pro football history in a three-year period (46 from 1996-98).
- Won the most playoff games in pro football history over a two-year period (seven from 1997-98).
- Won 18 consecutive games from 1997-98 to tie the all-time NFL record at that time for consecutive wins. The Broncos went undefeated for a calendar year during that streak from Dec. 15, 1997, until Dec. 13, 1998.
- Went undefeated at home for three consecutive regular seasons (1996-98), becoming just the second team ever to be undefeated and untied at home in three consecutive years.
- Posted a 22-2 record in their final 24 games during the back-to-back title years.
- Totaled the most overall yards in the NFL (74,727 yds., 359.3 ypg.).
- Recorded the most rushing yards in the NFL (29,131 yds., 140.1 ypg.).
- Scored the third-most points in the NFL (5,079 pts., 24.4 ppg.).
- Registered the best home record in the NFL during regular-season play (79-25 / .760).
- Posted a 74-4 (.949) record when scoring 30 or more points (4-0 in postseason), a total that includes a 44-1 (.978) mark in home games (2-0 in postseason).
- Totaled a 104-30 (.776) record when registering an even or positive turnover ratio, including a 40-4 (.909) mark with a turnover ratio of +2 or better.
- Recorded the best first-quarter point differential (+485 / 1,177-692) in the league.

Shanahan in 2006 coached through his 200th career regular-season game, and his 125 wins at that milestone tied for the third most by a coach in the Super Bowl era (since 1966). The year also marked Denver's fifth consecutive winning season (9-7), a total that tied the franchise record.

In 2004, he joined the exclusive club of head coaches to post 100 wins in his first 10 seasons with one club, finishing the campaign and decade tied for fourth on this ultra-impressive list of 12 coaches, seven of whom are in the Pro Football Hall of Fame.

His stunning record as the Broncos' head coach places him in the legendary class of Vince Lombardi, Don Shula, Chuck Noll, Jimmy Johnson and Bill Belichick as one of six coaches with back-to-back Super Bowl championships. Lombardi, Shula and Noll already have been inducted into the Pro Football Hall of Fame.

The 2008 Broncos are determined to return to Super Bowl contention under Shanahan, who became the first coach in NFL history to post seven playoff wins (all consecutive) in two seasons during Denver's 1997 and '98 World Championship runs. Firmly established among the game's sideline greats, Shanahan's eight playoff wins are the most by a head coach in Broncos history while his career post-season winning percentage stands at an impressive .615 (8-5).

However, whether measured by record or tenure, Shanahan does not rest on his laurels, nor allow his team to even though in the past 13 seasons his overall record of accomplishment has been unmatched. His accomplishments since taking command of the Broncos are far greater than most coaches have achieved in entire careers, yet Shanahan does not live in the past. Instead, he puts all of his ample talents and energy into success for the present, thus stamping the 2008 Denver Broncos as a team to be reckoned with in the National Football League.

Despite the almost unparalleled level of success attained in the last 13 years, complacency and satisfaction are qualities completely foreign to Mike Shanahan, a brilliant coach and leader who is perpetually driven by the goal of taking his team back to the Super Bowl.

The Broncos stand as the perfect symbol of a team manifesting the personality of its head coach—maintaining discipline, focus, preparation, mental toughness and physical effort—all qualities indelibly stamped onto the franchise by Shanahan, whose superb guidance directed the Broncos to those victories in Super Bowl XXXII and XXXIII as well as an appearance in the AFC Championship Game in 2005.

Shanahan elevated his career and the Broncos to new levels in 1997 and 1998 as the intense and personable Denver Broncos head coach made his mark on Super Bowl history. He enters the 2008 campaign as one of only 12 all-time National Football League head coaches with two Super Bowl victories and one of two members of that exclusive fraternity actively coaching (Bill Belichick of New England). Within that select group of 12 coaches, six have been inducted into the Pro Football Hall of Fame—the previously referenced Lombardi, Shula and Noll along with Joe Gibbs, Bill Walsh and Tom Landry.

Following his magnificent 1998 season, the Broncos' coach was named AFC Coach of the Year by the Kansas City 101 Club and by the Touchdown Club of Columbus (his second time to be honored by each organization).

He became the first coach in history to win two Super Bowl titles in his first four years coaching a team and is the only coach to have directed two different teams to a 500-point season (the 1998

### COACHES WITH 100 WINS FOR ONE CLUB THROUGH THE FIRST 10 SEASONS WITH THAT CLUB (INCLUDING PLAYOFFS)

HEAD COACH	YEARS	OVERALL WINS			SUPER BOWL WINS
		REG	POST	TOTAL	
1. Joe Gibbs, Washington (HOF)	1981-1990	101	12	113	2
2. John Madden, Oakland (HOF)	1969-1978	103	9	112	1
Don Shula, Miami (HOF)	1970-1979	104	8	112	2
<b>4. Mike Shanahan, Denver</b>	<b>1995-2004</b>	<b>101</b>	<b>7</b>	<b>108</b>	<b>2</b>
George Seifert, San Francisco	1989-1996	98	10	108	2
6. Mike Ditka, Chicago (HOF)	1982-1991	101	6	107	1
Marv Levy, Buffalo (HOF)	1986-1995	96	11	107	0
8. Bud Grant, Minnesota (HOF)	1967-1976	98	8	106	0
9. Bill Cowher, Pittsburgh	1992-2001	99	6	105	0
10. Marty Schottenheimer, K.C.	1989-1998	101	3	104	0
11. Bill Walsh, San Francisco (HOF)	1979-1988	92	10	102	3
12. Dennis Green, Minnesota	1992-2001	97	4	101	0

*Note: (HOF) designates members of the Pro Football Hall of Fame.*

Broncos scored 501 points, and Shanahan helped San Francisco in 1994 score 505 points as offensive coordinator). The 500-point mark has only been reached 11 times overall in pro football history.

The architect of San Francisco's offense in the 49ers' 1994 World Championship season, Shanahan not only can boast of three world titles in the past 14 years, but he became one of only 11 coaches ever to win Super Bowls with two different clubs.

Not only did Shanahan reach the aforementioned 100-win plateau in 2004, but in 1998 he reached his 40th win faster than any coach in franchise history, and in 2000 he reached his 50th win faster than any coach in franchise history. Team President and CEO Pat Bowlen heaped additional praise on his brilliant coach by naming him Vice President of Football Operations during the 1998 campaign.

While his seal of leadership already had been permanently ingrained into the entire Broncos organization, Shanahan took his first steps in the direction of legend in 1997 when he became only the second coach in pro football history to post four wins in one postseason.

In his third and fourth seasons at the helm of the Denver Broncos, Mike Shanahan led the Broncos to their first Super Bowl victories and in 1998 became the only coach in NFL history to fashion seven postseason wins in a two-year period.

Mike Shanahan has that exceptional postseason record of 8-5, which added to a regular-season mark of 130-78 give him a combined record of 138-83 (an outstanding .624 winning percentage) in 13 years as head coach of the Broncos. His record and winning percentage are the best by a head coach in Denver history and include a staggering 79-25 (.760) home record in regular-season play. His winning percentage in six years at Mile High Stadium (1995-2000) was .813 (39-9) to mark the third best by one coach in one stadium in NFL history.

Since Shanahan took over the Broncos' coaching reins in 1995, Denver has scored 30 or more points 45 times (twice in postseason) at home and 20 or more points 90 times (five times in playoff action) at home in 104 regular season and six playoff games. Including road games, the Broncos have scored 30 or more points 78 times (including four times in the playoffs) and 20 or more points 160 times (including nine times in the playoffs) in the 208 regular-season games and 13 postseason games under him. As noted above, Denver's record in the 78 games in which it has scored 30 or more points under Shanahan is an amazing 74-4 (4-0 in playoff competition), including a 44-1 mark (2-0 in postseason) at Mile High Stadium and INVESCO Field at Mile High.

Renowned for his organizational ability and recognized as one of the brightest offensive strategists in football, Shanahan has restructured both the team and the entire football operations department of the Broncos to deal successfully with the new personnel and financial dynamics of pro football.

Over the last 16 years (13 in Denver and the previous three in San Francisco), Mike Shanahan's offenses have finished No. 1 in the NFL four times, second twice, third three times and fourth once. In two of those campaigns, Denver was just 17 and 83 yards short of the number one spot.

Since 1995, his first year in Denver as head coach of the Broncos, Denver has stressed the running game as one of the keys to football's most prolific offense. In those 13 seasons, the Broncos have led the NFL in rushing yards (29,131) and total yards (74,727) while ranking second in the NFL in first downs (4,324) and third in points scored (5,079). As those statistics would indicate, this has been by far the most prolific 13-year offensive period in franchise history.

In 1998, the defending world champions stormed to their second consecutive title with an offense that scored 501 points and finished third in the NFL in total yards while the defense had another spectacular postseason, allowing just 25 points and two touchdowns while sparking a remarkable +12 turnover ratio (13 takeaways, 1 giveaway) in the playoffs.

The 1998 Broncos set team records with 14 regular season and 17 overall wins, starting off with a stunning 13-0 record and marking Denver as a team that went an entire calendar year without a loss.

Ten Broncos were named to the Pro Bowl following that magnificent season, but throughout it all Shanahan's inspired direction was nationally recognized as the driving force behind the back-to-back World Champion Broncos.

#### MOST REGULAR-SEASON WINS BY A COACH THROUGH FIRST 200 GAMES (SINCE SUPER BOWL ERA BEGAN IN 1966)

HEAD COACH	YEARS	WINS
1. Joe Gibbs (HOF)	1981-92, '04	130
Bud Grant (HOF)	1967-80	130
<b>3. Mike Shanahan</b>	<b>1988-89, '95-06</b>	<b>125</b>
Chuck Knox	1973-86	125
Marty Schottenheimer	1984-96	125
6. Chuck Noll (HOF)	1969-82	123

Note: (HOF) designates members of the Pro Football Hall of Fame.

#### LONGEST CONTINUOUSLY TENURED ACTIVE NFL HEAD COACHES, ENTERING 2008 SEASON

HEAD COACH	TEAM	FULL SEASONS
1. Jeff Fisher*	Tennessee	13 (1995-2007)
<b>Mike Shanahan</b>	<b>Denver</b>	<b>13 (1995-2007)</b>
3. Mike Holmgren	Seattle	9 (1999-2007)
Andy Reid	Philadelphia	9 (1999-2007)
5. Bill Belichick	New England	8 (2000-2007)

\* - Fisher was the Oilers' head coach for the final six games of the 1994 season.

He directed a Denver offense that scored a total of 583 points (29.2 per game) during the entire 1997 season, the fifth-highest total in NFL history at the time (currently 10th all-time) and the second-highest total in AFC history at the time (currently fourth all-time) for a combined regular season and postseason. Of course, Shanahan's Broncos in 1998 topped that mark by producing 596 regular season and postseason points for the fifth-highest mark in league annals at the time (currently ninth all-time). With Shanahan coordinating their offense, the 1994 World Champion San Francisco 49ers set a then-NFL record with 636 points for the regular season and playoffs, a total that now stands second to the New England Patriots' 655 points scored in 2007.

Shanahan led his team to a 12-4 regular season record in 1997, marking the first time in franchise history that the Broncos won 12 or more games in back-to-back seasons. His high-powered offense reached 30 points a franchise record nine times during the 1997 regular season and twice in the postseason. Denver also broke the franchise record for most points in a season (previously 391 in 1996) in just its 13th game of 1997 and broke the record for most touchdowns in a season (previously 47 in 1996) in just its 14th game that year.

The Broncos stormed through 1997 postseason play to their eventual World Championship with a home win over Jacksonville and subsequent road victories at Kansas City and Pittsburgh, defeating those Super Bowl contenders in their home parks on back-to-back weeks and answering any lingering questions about the status of Denver as the best team in the American Football Conference.

It has been widely documented that the Broncos posted one of the greatest upsets in Super Bowl history in 1997 against Green Bay, played in perhaps the best Super Bowl game ever, and ended the National Football Conference's 13-year domination in the NFL's Championship Game.

The Broncos earned their win—in fact, their four postseason wins in 1997—in convincing style.

Under Mike Shanahan's steady control and forceful leadership that season, the Broncos had no question that they were the best team in football, and their postseason performance reflected that belief every step of the way. In 1997 postseason play, Denver scored nine touchdowns in nine goal-to-go situations, including four-of-four in Super Bowl XXXII. Conversely, opponents started six drives in Denver territory in the postseason, netting just six points (two field goals).

Denver scored 13 touchdowns in 16 red zone opportunities in the playoffs and of the Broncos' 46 postseason possessions, Denver scored 16 times (14 touchdowns and two field goals), accomplishing that feat against teams with a combined record of 51-16 at the time of each game.

The Broncos had posted the biggest win by a sports team in Colorado history and one of the most significant in NFL history against the Packers in Super Bowl XXXII, all with Shanahan pointing the way. The Broncos had entered the playoffs as a wild card, but their head coach never let the team's compass waver even slightly from the only goal he had ever set.

Under Shanahan's tutelage, the Broncos led the entire NFL in total offense in 1996 after having rewritten the Denver record books in 1995.

Shanahan in 1996 led his club to a 13-3 record that was the best in the NFL as well as the finest record in Denver history, earning both NFL Coach of the Year (Touchdown Club of Columbus) and AFC Coach of the Year (Kansas City 101 Club) honors that season.

His team's performance in 1996 gave notice that this is a regime driven by a single goal, that of taking the Broncos to the pinnacle of pro football success. The Broncos were undefeated in October and November as they ultimately built their record to 12-1 in clinching their division title and playoff berth on Dec. 1, thus becoming one of the earliest teams to clinch in NFL history. While the disappointment of Denver's 1996 playoff loss to Jacksonville gripped Shanahan as much as it did the entire region, it also served to further his resolve to return the Broncos to that level once again.

In his first season as the Denver Broncos' head coach in 1995, Shanahan improved the team to a .500 record (8-8) and contention in the very competitive AFC West while immediately stamping the Denver offense with his signature as the most productive unit in the AFC, finishing third in the entire NFL. Under Shanahan in 1995, the Broncos had the best offense in franchise history, breaking team

records in points scored (388), total yardage (6,040), total passing yardage (4,260), first downs passing (205) and highest average gain per play (5.7) while tying the team records for touchdown passes (27) and average gain per rush (4.5). At the same time, the Broncos' defense improved 13 positions, from last in the NFL the previous year to 15th under Shanahan's leadership.

Denver Broncos President and Chief Executive Officer Pat Bowlen named Mike Shanahan as Head Coach of his NFL franchise on Jan. 31, 1995, ushering in a new era for a team that has made five Super Bowl appearances under Bowlen's ownership. The Broncos' head coach has complete control of all aspects of football operations.

Shanahan, 56, came to Denver from the World Champion San Francisco 49ers, where he served as offensive coordinator for three seasons (1992-94). The 49ers' offense reached astonishing levels under his leadership. San Francisco's three-year offensive averages under Shanahan's direction were the most productive in the history of pro football. His three-year averages included being number one in the NFL in total points (an average of 469.7 per year), total touchdowns (60.3), rushing touchdowns (23.7), passing touchdowns (31.7), third-down efficiency (48.5%), total offense (6,230 yds.) and average yards per play (6.2).

His three-year period as offensive coordinator included the 49ers setting numerous team records during that time, including the first time ever that San Francisco led the NFL in total offense in consecutive seasons (1993 and 1994) along with remarkable records for most touchdowns (66), passing yards (4,302), total offense (6,435 yds.), first downs (372), completion percentage (70.3) and average yards per play (6.3).

San Francisco quarterback Steve Young re-wrote many NFL passing records and was named the NFL Most Valuable Player twice in his three years under Shanahan's guidance in addition to throwing for six touchdowns and earning Super Bowl XXIX Most Valuable Player honors.

During his NFL career, Shanahan has been a part of teams that have played in 10 AFC or NFC Championship Games. He also has coached in six Super Bowls—five with Denver and the Super Bowl XXIX game with San Francisco. In his nine seasons coaching at the collegiate level, Shanahan's teams participated in eight bowl games, winning two national championships.

A driving force behind the Broncos' offense for all three of their Super Bowl appearances in the 1980s (following the 1986, 1987 and 1989 seasons), he first came to Denver in 1984 as coach of the club's wide receivers. He served as offensive coordinator from 1985-87 and then returned to Denver as quarterbacks coach on Oct. 16, 1989, after serving as head coach of the Los Angeles Raiders in 1988 and through the first four games of the 1989 campaign. Shanahan inherited a team that was 5-10 in 1987 and improved it to 7-9 his first season. After starting 1-3 the following year, he was fired.

His second stint in Denver included not only the 1989 Super Bowl appearance by the Broncos but the team's fourth AFC Championship Game appearance of the Bowlen era (1991 at Buffalo) with Shanahan again serving as offensive coordinator.

A native of Oak Park, Ill. (8/24/52), Michael Edward Shanahan attended East Leyden High School in Franklin Park, Ill., where he earned numerous honors. In a student body population of 2,500, Shanahan was voted athlete of the year as well as most valuable player in both football and track. He also set a single-game school record with 258 rushing yards on 17 carries (a 15.2-yard average).

He received a scholarship to Eastern Illinois University, where he played quarterback and lost a kidney in the spring game of his junior year, which began his coaching career a year earlier than was intended. Shanahan also received his bachelor's and master's degrees at EIU.

He began his coaching career at Oklahoma in 1975-76, and the school won the national championship in his first year on its staff.

Shanahan was Northern Arizona's backfield coach in 1977 at the age of 24, and the Lumberjacks averaged a school-record 391.1 yards per game that season. A year later, Shanahan returned to Eastern Illinois as offensive coordinator and helped guide his alma mater to the Division II title. The year before Shanahan's arrival, the team was 1-10. In 1979, he served as offensive coordinator at Minnesota, where he implemented the run-and-shoot offense to help the Golden Gophers set 40 school offensive records.

Shanahan moved on to Florida the following year, inheriting the second poorest offense in Division I football as well as a team record of 0-10-1. In Shanahan's four years at Florida, the team broke many offensive school records and went to four consecutive bowl games. During his stint as a college coach, his teams had a combined record of 78-29-2 (.725).

Recognized as one of the most dynamic offensive minds in the game, Shanahan thus was an assistant coach in college at age 21, an offensive coordinator at the Division I level by 25 and at the NFL level at 32 in his first Denver stint.

Mike and his wife, Peggy, have two children—son Kyle and daughter Krystal. Kyle is a graduate of the University of Texas and is the Houston Texans' offensive coordinator. Krystal also is a graduate of the University of Texas.

## MIKE SHANAHAN YEAR-BY-YEAR

Yrs.	Position	Team	Reg. Season	Postseason (record)
			Record	
1975	Assistant Coach	University of Oklahoma	10-1	National Championship (1-0)
1976	Assistant Coach	University of Oklahoma	9-2	Fiesta Bowl (1-0)
1977	Backfield Coach	Northern Arizona	9-2	Playoffs (0-1)
1978	Offensive Coordinator	Eastern Illinois	9-2	National Championship (3-0)
1979	Offensive Coordinator	University of Minnesota	4-6-1	
1980	Offensive Coordinator	University of Florida	8-3	Tangerine Bowl (0-1)
1981	Offensive Coordinator	University of Florida	7-4	Peach Bowl (0-1)
1982	Offensive Coordinator	University of Florida	8-3	Bluebonnet Bowl (0-1)
1983	Asst. Head Coach/Off. Coord.	University of Florida	8-2-1	Gator Bowl (1-0)
1984	Receivers Coach	Denver Broncos	13-3	Playoffs (0-1)
1985	Offensive Coordinator	Denver Broncos	11-5	
1986	Offensive Coordinator	Denver Broncos	11-5	Super Bowl XXI (2-1)
1987	Offensive Coordinator	Denver Broncos	10-4-1	Super Bowl XXII (2-1)
1988	Head Coach	Los Angeles Raiders	7-9	
1989	Head Coach	Los Angeles Raiders	1-3	
1989	Quarterbacks Coach	Denver Broncos	6-4	Super Bowl XXIV (2-1)
1990	Quarterbacks Coach	Denver Broncos	5-11	
1991	Offensive Coordinator	Denver Broncos	12-4	AFC Champ. Game (1-1)
1992	Offensive Coordinator	San Francisco 49ers	14-2	NFC Champ. Game (1-1)
1993	Offensive Coordinator	San Francisco 49ers	10-6	NFC Champ. Game (1-1)
1994	Offensive Coordinator	San Francisco 49ers	13-3	World Championship (3-0)
1995	Head Coach	Denver Broncos	8-8	
1996	Head Coach	Denver Broncos	13-3	Playoffs (0-1)
1997	Head Coach	Denver Broncos	12-4	World Championship (4-0)
1998	Head Coach	Denver Broncos	14-2	World Championship (3-0)
1999	Head Coach	Denver Broncos	6-10	
2000	Head Coach	Denver Broncos	11-5	Playoffs (0-1)
2001	Head Coach	Denver Broncos	8-8	
2002	Head Coach	Denver Broncos	9-7	
2003	Head Coach	Denver Broncos	10-6	Playoffs (0-1)
2004	Head Coach	Denver Broncos	10-6	Playoffs (0-1)
2005	Head Coach	Denver Broncos	13-3	AFC Champ. Game (1-1)
2006	Head Coach	Denver Broncos	9-7	
2007	Head Coach	Denver Broncos	7-9	

### Breakdown of Mike Shanahan's record coaching football:

	W	L	T	(Pct.)
Shanahan's regular season record as an NFL Head Coach .....	138	90		(.605)
Shanahan's postseason record as an NFL Head Coach .....	8	5		(.615)
Shanahan's overall record as an NFL Head Coach .....	146	95		(.606)
Shanahan's regular season record as an NFL assistant coach .....	105	47	1	(.690)
Shanahan's postseason record as an NFL assistant coach .....	12	7		(.632)
Shanahan's overall record as an NFL assistant coach .....	117	54	1	(.683)
Shanahan's overall regular season NFL coaching record .....	243	137	1	(.639)
Shanahan's overall postseason NFL record .....	20	12		(.625)
Shanahan's overall record coaching in the NFL (reg. and postseason) .....	263	149	1	(.638)
Shanahan's regular season record as a collegiate assistant coach .....	72	25	2	(.737)
Shanahan's postseason record as a collegiate assistant coach .....	6	4		(.600)
Shanahan's overall record as a collegiate assistant coach .....	78	29	2	(.725)
Shanahan's overall record coaching football .....	341	178	3	(.656)



## NOTING SHANAHAN'S ACCOMPLISHMENTS

**Denver Among the Best Since 1995** — In 13 seasons under Head Coach Mike Shanahan, the Broncos have compiled the NFL's third-best regular-season record.

### TOP RECORDS AMONG NFL TEAMS, 1995-2007

(regular season only)

FRANCHISE	RECORD	PCT.
1. New England Patriots	135-73-0	.649
2. Green Bay Packers	134-74-0	.644
<b>3. Denver Broncos</b>	<b>130-78-0</b>	<b>.625</b>
4. Pittsburgh Steelers	127-80-1	.613
5. Indianapolis Colts	126-82-0	.606

**Broncos' Offense Clicks Under Shanahan** — Since 1995, Mike Shanahan's first year as head coach of the Broncos, Denver leads the NFL in rushing yards and total yards while placing third in points.

### MOST RUSHING YARDS, 1995-2007

TEAM	YARDS
1. Denver	29,131
2. Pittsburgh	28,132
3. Kansas City	25,874
4. Jacksonville	25,803
5. Minnesota	25,392

### MOST TOTAL YARDS, 1995-2007

TEAM	YARDS
1. Denver	74,727
2. Minnesota	73,459
3. Indianapolis	73,043
4. Green Bay	72,960
5. St. Louis	72,009

### MOST POINTS, 1995-2007

TEAM	PTS.
1. Indianapolis	5,170
2. Green Bay	5,088
<b>3. Denver</b>	<b>5,079</b>
4. New England	4,883
5. Minnesota	4,870

**Shanahan in the Postseason** — Mike Shanahan has made 15 ventures into the postseason, including seven as a head coach, having gone to the postseason as an assistant in 1984, 1986-87, 1989, 1991 (all with Denver) and 1992-94 (San Francisco), and as a head coach in 1996-98, 2000 and 2003-05 (Denver). He has coached in six Super Bowls and has earned three Super Bowl rings (1994 with San Francisco; 1997 and '98 as head coach with Denver). Shanahan has coached in 10 conference championship games, having won six of them (two as a head coach) and five of those six with Denver. His postseason winning percentage as a head coach is .615 on an 8-5 record. He was 12-7 in the post-season as an assistant, including a 7-5 mark with the Broncos. Shanahan's postseason mark of 8-5 (.615) ranks No. 1 in terms of winning percentage among all Broncos head coaches.

**Shanahan Ranks Among the Best in the Super Bowl** — With Denver's victory over Atlanta in Super Bowl XXXIII, Mike Shanahan claimed his second Super Bowl title in his first four years as the Broncos' head coach, tying for the fastest in NFL history that a coach posted two Super Bowl wins.

### QUICKEST TO WIN TWO SUPER BOWLS WITH ONE TEAM

HEAD COACH	TEAM	YEARS IN WHICH 1ST AND 2ND WINS CAME	GAMES WON
1. Mike Shanahan	Denver	3rd and 4th	XXXII, XXXIII
Bill Belichick	New England	2nd and 4th	XXXVI, XXXVIII
Don Shula	Miami	3rd and 4th	VII, VIII
4. Jimmy Johnson	Dallas	4th and 5th	XXVII, XXVIII
Tom Flores	Oakland/L.A.	2nd and 5th	XV, XVIII

**Shanahan Sets Broncos All-Time Wins Mark** — With Denver's 12-10 win against Baltimore on Dec. 11, 2005, Mike Shanahan became the Broncos' all-time leader in career victories with his 118th win. His 138 career wins entering the 2008 season are the most by a coach in Broncos history.

### CAREER WINS BY BRONCOS HEAD COACHES, ALL-TIME

HEAD COACH	YEARS	REG.	POST.	CAREER RECORD
1. Mike Shanahan	1995-Pres.	130-78-0	8-5	138-83-0 (.624)
2. Dan Reeves	1981-92	110-73-1	7-6	117-79-1 (.596)
3. Red Miller	1977-80	40-22-0	2-3	42-25-0 (.627)
4. John Ralston	1972-76	34-33-3	0-0	34-33-3 (.507)
5. Lou Saban	1967-71	20-42-3	0-0	20-42-3 (.331)

## NOTING SHANAHAN'S ACCOMPLISHMENTS, CONT.

**Shanahan Among NFL Leaders in Career Wins** — Broncos Head Coach Mike Shanahan enters the 2008 season ranked 17th in NFL history in career victories with 146 total wins.

### TOP 25 NFL HEAD COACHES IN OVERALL CAREER VICTORIES

COACH	YRS.	REGULAR SEASON				POSTSEASON			OVERALL			
		W	L	T	Pct.	W	L	Pct.	W	L	T	Pct.
1. Don Shula (HOF)	33	328	156	6	.677	19	17	.528	347	173	6	.666
2. George Halas (HOF)	40	318	148	31	.682	6	3	.667	324	151	31	.682
3. Tom Landry (HOF)	29	250	162	6	.607	20	16	.556	270	178	6	.603
4. Earl Lambeau (HOF)	33	226	132	22	.631	3	2	.600	229	134	22	.631
5. Chuck Noll (HOF)	23	193	148	1	.566	16	8	.667	209	156	1	.572
6. Marty Schottenheimer	21	200	126	1	.613	5	13	.278	205	139	1	.596
7. Dan Reeves	23	190	165	2	.535	11	9	.550	201	174	2	.536
8. Chuck Knox	22	186	147	1	.558	7	11	.389	193	158	1	.550
9. Bill Parcells	19	172	130	1	.569	11	8	.579	183	138	1	.570
10. Joe Gibbs (HOF)	16	154	94	0	.621	17	7	.708	171	101	0	.629
11. Paul Brown (HOF)	21	166	100	6	.624	4	8	.333	170	108	6	.612
Mike Holmgren	16	157	99	0	.613	13	11	.542	170	110	0	.607
13. Bud Grant (HOF)	18	158	96	5	.621	10	12	.455	168	108	5	.608
14. Bill Cowher	15	149	90	1	.623	12	9	.571	161	99	1	.619
15. Marv Levy (HOF)	17	143	112	0	.561	11	8	.579	154	120	0	.562
16. Steve Owen (HOF)	23	151	100	17	.602	2	8	.200	153	108	17	.586
<b>17. Mike Shanahan</b>	<b>15</b>	<b>138</b>	<b>90</b>	<b>0</b>	<b>.605</b>	<b>8</b>	<b>5</b>	<b>.615</b>	<b>146</b>	<b>95</b>	<b>0</b>	<b>.606</b>
18. Bill Belichick	13	127	81	0	.611	15	4	.789	142	85	0	.626
19. Tony Dungy	12	127	65	0	.661	9	9	.500	136	74	0	.648
Hank Stram (HOF)	17	131	97	10	.574	5	3	.625	136	100	10	.576
21. Weeb Ewbank (HOF)	20	130	129	7	.502	4	1	.800	134	130	7	.508
22. Mike Ditka (HOF)	14	121	95	0	.560	6	6	.500	127	101	0	.557
23. Dick Vermeil	15	120	109	0	.524	6	5	.545	126	114	0	.525
24. Jim Mora	15	125	106	0	.541	0	6	.000	125	112	0	.527
25. George Seifert (HOF)	11	114	62	0	.648	10	5	.667	124	67	0	.649

Note: (HOF) designates members of the Pro Football Hall of Fame.

**Shanahan Among NFL Leaders in Career Wins with One Team** — Mike Shanahan's 130 career regular-season wins in 13 years as Denver's head coach mark the 10th most by a head coach with one team in NFL history.

### MOST REGULAR-SEASON WINS WITH ONE TEAM, NFL HISTORY

COACH	TEAM	YEARS	WINS
1. George Halas (HOF)	Bears	1920-29, '33-42, '46-55, '58-67	318
2. Don Shula (HOF)	Dolphins	1970-95	257
3. Tom Landry (HOF)	Cowboys	1960-88	250
4. Earl Lambeau (HOF)	Packers	1921-49	209
5. Chuck Noll (HOF)	Steelers	1969-91	193
6. Bud Grant (HOF)	Vikings	1967-83, '85	158
7. Joe Gibbs (HOF)	Redskins	1981-92, 2004-07	154
8. Steve Owen (HOF)	Giants	1930-53	151
9. Bill Cowher	Steelers	1992-2006	149
<b>10. Mike Shanahan</b>	<b>Broncos</b>	<b>1995-Pres.</b>	<b>130</b>
11. Hank Stram (HOF)	Chiefs	1960-74	124

Note: (HOF) designates members of the Pro Football Hall of Fame.

## SHANAHAN VS. THE NFL

	REGULAR SEASON						POSTSEASON					
	OVERALL		HOME		AWAY		OVERALL	HOME	AWAY	NEUTRAL		
<b>AFC West</b>	<b>W</b>	<b>L</b>	<b>W</b>	<b>L</b>	<b>W</b>	<b>L</b>	<b>W</b>	<b>L</b>	<b>W</b>	<b>L</b>	<b>W</b>	<b>L</b>
Denver	2	1	1	0	1	1	0	0	0	0	0	0
Kansas City	15	14	11	3	4	11	1	0	0	1	0	0
Oakland	20	6	11	2	9	4	0	0	0	0	0	0
San Diego	19	10	12	3	7	7	0	0	0	0	0	0
<b>TOTALS</b>	<b>56</b>	<b>31</b>	<b>35</b>	<b>8</b>	<b>21</b>	<b>23</b>	<b>1</b>	<b>0</b>	<b>0</b>	<b>1</b>	<b>0</b>	<b>0</b>
<b>AFC East</b>	<b>W</b>	<b>L</b>	<b>W</b>	<b>L</b>	<b>W</b>	<b>L</b>	<b>W</b>	<b>L</b>	<b>W</b>	<b>L</b>	<b>W</b>	<b>L</b>
Buffalo	5	1	2	0	3	1	0	0	0	0	0	0
Miami	1	6	1	2	0	4	1	0	1	0	0	0
New England	8	3	4	2	4	1	1	0	1	0	0	0
New York Jets	3	2	2	1	1	1	1	0	1	0	0	0
<b>TOTALS</b>	<b>17</b>	<b>12</b>	<b>9</b>	<b>5</b>	<b>8</b>	<b>7</b>	<b>3</b>	<b>0</b>	<b>3</b>	<b>0</b>	<b>0</b>	<b>0</b>
<b>AFC North</b>	<b>W</b>	<b>L</b>	<b>W</b>	<b>L</b>	<b>W</b>	<b>L</b>	<b>W</b>	<b>L</b>	<b>W</b>	<b>L</b>	<b>W</b>	<b>L</b>
Baltimore	3	3	3	1	0	2	0	1	0	0	1	0
Cincinnati	5	3	2	1	3	2	0	0	0	0	0	0
Cleveland	3	0	2	0	1	0	0	0	0	0	0	0
Pittsburgh	3	1	2	0	1	1	1	1	0	1	0	0
<b>TOTALS</b>	<b>14</b>	<b>7</b>	<b>9</b>	<b>2</b>	<b>5</b>	<b>5</b>	<b>1</b>	<b>2</b>	<b>0</b>	<b>1</b>	<b>1</b>	<b>0</b>
<b>AFC South</b>	<b>W</b>	<b>L</b>	<b>W</b>	<b>L</b>	<b>W</b>	<b>L</b>	<b>W</b>	<b>L</b>	<b>W</b>	<b>L</b>	<b>W</b>	<b>L</b>
Houston	1	1	1	0	0	1	0	0	0	0	0	0
Indianapolis	2	4	1	2	1	2	0	2	0	0	2	0
Jacksonville	3	3	2	1	1	2	1	1	1	1	0	0
Tennessee	2	2	1	0	1	2	0	0	0	0	0	0
<b>TOTALS</b>	<b>8</b>	<b>10</b>	<b>5</b>	<b>3</b>	<b>3</b>	<b>7</b>	<b>1</b>	<b>3</b>	<b>1</b>	<b>1</b>	<b>0</b>	<b>0</b>
<b>AFC TOTALS</b>	<b>95</b>	<b>60</b>	<b>58</b>	<b>18</b>	<b>37</b>	<b>42</b>	<b>6</b>	<b>5</b>	<b>4</b>	<b>2</b>	<b>2</b>	<b>0</b>
<b>NFC West</b>	<b>W</b>	<b>L</b>	<b>W</b>	<b>L</b>	<b>W</b>	<b>L</b>	<b>W</b>	<b>L</b>	<b>W</b>	<b>L</b>	<b>W</b>	<b>L</b>
Arizona	4	0	2	0	2	0	0	0	0	0	0	0
St. Louis	2	3	2	1	0	2	0	0	0	0	0	0
San Francisco	3	2	1	1	2	1	0	0	0	0	0	0
Seattle	11	8	6	4	5	4	0	0	0	0	0	0
<b>TOTALS</b>	<b>20</b>	<b>13</b>	<b>11</b>	<b>6</b>	<b>9</b>	<b>7</b>	<b>0</b>	<b>0</b>	<b>0</b>	<b>0</b>	<b>0</b>	<b>0</b>
<b>NFC East</b>	<b>W</b>	<b>L</b>	<b>W</b>	<b>L</b>	<b>W</b>	<b>L</b>	<b>W</b>	<b>L</b>	<b>W</b>	<b>L</b>	<b>W</b>	<b>L</b>
Dallas	3	1	1	0	2	1	0	0	0	0	0	0
New York Giants	1	2	1	0	0	2	0	0	0	0	0	0
Philadelphia	2	1	2	0	0	1	0	0	0	0	0	0
Washington	3	1	2	1	1	0	0	0	0	0	0	0
<b>TOTALS</b>	<b>9</b>	<b>5</b>	<b>6</b>	<b>1</b>	<b>3</b>	<b>4</b>	<b>0</b>	<b>0</b>	<b>0</b>	<b>0</b>	<b>0</b>	<b>0</b>
<b>NFC North</b>	<b>W</b>	<b>L</b>	<b>W</b>	<b>L</b>	<b>W</b>	<b>L</b>	<b>W</b>	<b>L</b>	<b>W</b>	<b>L</b>	<b>W</b>	<b>L</b>
Chicago	1	2	1	1	0	1	0	0	0	0	0	0
Detroit	2	1	1	0	1	1	0	0	0	0	0	0
Green Bay	1	3	1	1	0	2	1	0	0	0	0	1
Minnesota	2	2	1	1	1	1	0	0	0	0	0	0
<b>TOTALS</b>	<b>6</b>	<b>8</b>	<b>4</b>	<b>3</b>	<b>2</b>	<b>5</b>	<b>1</b>	<b>0</b>	<b>0</b>	<b>0</b>	<b>1</b>	<b>0</b>
<b>NFC South</b>	<b>W</b>	<b>L</b>	<b>W</b>	<b>L</b>	<b>W</b>	<b>L</b>	<b>W</b>	<b>L</b>	<b>W</b>	<b>L</b>	<b>W</b>	<b>L</b>
Atlanta	2	2	1	2	1	0	1	0	0	0	1	0
Carolina	2	0	2	0	0	0	0	0	0	0	0	0
New Orleans	2	1	0	0	2	1	0	0	0	0	0	0
Tampa Bay	2	1	1	0	1	1	0	0	0	0	0	0
<b>TOTALS</b>	<b>8</b>	<b>4</b>	<b>4</b>	<b>2</b>	<b>4</b>	<b>2</b>	<b>1</b>	<b>0</b>	<b>0</b>	<b>0</b>	<b>1</b>	<b>0</b>
<b>NFC TOTALS</b>	<b>43</b>	<b>30</b>	<b>25</b>	<b>12</b>	<b>18</b>	<b>18</b>	<b>2</b>	<b>0</b>	<b>0</b>	<b>0</b>	<b>2</b>	<b>0</b>
<b>NFL TOTALS</b>	<b>138</b>	<b>90</b>	<b>83</b>	<b>30</b>	<b>55</b>	<b>60</b>	<b>8</b>	<b>5</b>	<b>4</b>	<b>2</b>	<b>2</b>	<b>0</b>

## JIM GOODMAN

### VICE PRESIDENT OF FOOTBALL OPERATIONS/PLAYER PERSONNEL



Jim Goodman is in his 11th year with the Denver Broncos in 2008 and begins his first season as the club's Vice President of Football Operations/Player Personnel, a position he was named to on May 6, 2008. Goodman spent the previous two seasons as Denver's director of player personnel after four years (2002-05) as its director of college scouting.

In his first four years (1998-2001) with the Broncos, Goodman worked as an area scout evaluating the South region.

Goodman oversees the day-to-day football operations of the Broncos and manages the club's overall scouting process. He also coordinates the Broncos' draft preparations and is involved in the evaluation and acquisition of both pro and college players.

Goodman was hired by the Broncos in May 1998 after four successful seasons on the coaching staff of Rice University, where his duties also included coordinating the program's recruiting efforts. Goodman coached the tight ends and special teams all four years (1994-97) and added the duties of wide receivers coach for the 1997 season. The Owls were Southwest Conference co-champions in 1994 and produced three of the best special teams seasons in school history during Goodman's tenure.

Goodman was an associate athletic director in charge of football recruiting at Clemson University from 1991-93 and also coached the team's kickers. He earned consideration among the nation's top-10 recruiting coordinators by the *Chicago Sun-Times* for his work at Clemson. Goodman was an assistant athletic director in charge of recruiting and high school relations at the University of Florida from 1989-90 and was recruiting coordinator and wide receivers coach at the University of Arkansas from 1986-88.

Goodman began his coaching career at Vanguard High School (1974-75) in Ocala, Fla., before moving into the collegiate ranks at the University of North Alabama (1976-78). He then was head coach and athletic director at Marion (Ala.) Institute Junior College (1979-80), where his teams ranked in the top 15 in the national polls both seasons. He also coached the school's baseball team.

Goodman coached outside linebackers at the U.S. Air Force Academy under Ken Hatfield in 1981 before accepting the head coaching position at Valdosta (Ga.) State (1982-84), where he also served as associate athletic director before accepting the full-time athletic director's position in 1985. As coach, he started a program from scratch and fashioned a 15-16-1 record over three years with a squad that included former Atlanta Falcons All-Pro linebacker Jesse Tuggle.

Goodman, 56, holds an associate's degree from Chipola Junior College (1972), a bachelor of science in physical education from Florida (1974) and a master's in education administration from North Alabama (1977).

A native of Blountstown, Fla., where he attended Blountstown High School, Jim and his wife, Jennie, have three adult children: Jeff, Nancy and Tyler. Jeff—a former wide receiver at the University of Florida who is the Broncos' assistant general manager—was married in the spring of 2004. Nancy earned both her bachelor's and master's degree from the University of Florida. She was married to Thomas Estes in May 2006, and they reside in Atlanta. Tyler, a former Broncos equipment intern, graduated from Florida in May 2007 and works with the Broncos as a college scout.

## COORDINATORS/ASSISTANT COACHES



## RICK DENNISON

### OFFENSIVE COORDINATOR/OFFENSIVE LINE

Rick Dennison enters his 14th year on the Denver Broncos' coaching staff in 2008 and his third as offensive coordinator, a position he was named to on Jan. 30, 2006, and one that includes the instruction of the club's offensive line. Dennison, 50, spent 11 years working as an assistant for the

Broncos, coaching the offensive line from 2001-05, special teams from 1997-00 and serving as an offensive assistant from 1995-96.

He also brings a wealth of experience as a former NFL linebacker who played nine seasons with the Broncos from 1982-90 and appeared in three Super Bowls during that time.

### COACHING EXPERIENCE

14th NFL Season (14th with Broncos)

#### Denver Broncos

Offensive Coordinator/Offensive Line ..... 2007-08  
Offensive Coordinator ..... 2006  
Offensive Line ..... 2001-05  
Special Teams ..... 1997-00  
Offensive Assistant ..... 1995-96

#### Suffield Academy (Conn.)

Assistant Coach ..... 1992-94

Working with Denver's offensive line from 2001-07, Dennison has overseen a unit that annually is regarded as the best in the business. Anchored by five-time Pro Bowl center Tom Nalen, the Broncos' line has helped the team rank fifth in the NFL in yards per game (349.1) since 2001 and post a top-10 league ranking four times during that period.

The Broncos have rushed for the second-most yards (15,753 / 140.7 ypg.) in the NFL and produced five individual 1,000-yard rushing seasons by four different players from 2001-07 with Dennison instructing their offensive line. Denver's offensive line has been equally adept at pass blocking under Dennison, surrendering the sixth-fewest sacks (214) in the NFL from 2001-07, including a franchise-low 15 in 2004.

With a line that had three players in their first season starting at their respective positions for the majority of the year, the Broncos' offense still was among the league's most productive under Dennison in 2007. Denver was fourth in the NFL in yards per play with a 5.7-yard average that marked the sixth-best single-season total in club history. The Broncos ranked fifth in the NFL in yards per rush (4.6) and were led on the ground by Selvin Young, who posted the third-most rushing yards (729) by an undrafted rookie in NFL history.

In his first year as offensive coordinator during the 2006 season, Dennison's offensive line helped the Broncos become one of only three teams in the NFL to feature two running backs with at least 670 rushing yards in Tatum Bell (1,025 yds.) and undrafted rookie Mike Bell (677 yds.). His group overcame the loss of veteran tackle Matt Lepsis to an injury that required first-year player Erik Pears to start the final 10 games at that position.

Dennison's line paved the way for the NFL's fifth-ranked offense (360.4 ypg.) in 2005, helping Denver post a 13-3 record and capture the AFC West title en route to advancing to the AFC Championship Game. The Broncos ranked second in the league in rushing offense (158.7 ypg.) and totaled the second-highest single-season rushing total (2,539 yds.) in franchise history.

The Broncos' offensive line continued its dominance under Dennison in 2004 by setting a franchise record for fewest sacks in giving up only 15 quarterback takedowns for the third-best mark in the NFL. Dennison's group was instrumental in the Broncos ranking fourth in the NFL in rushing behind Reuben Droughns' 1,240 yards, the converted fullback's first 1,000-yard rushing season and the third 1,000-yard performance by a Bronco in the last four years. Additionally, the offensive line helped quarterback Jake Plummer set a franchise record for most passing yards (4,089) in a season.

In 2003, the Broncos finished as the AFC's third-best offense (7th in NFL), which included the NFL's No. 2 rushing attack. The line cleared the way for running back Clinton Portis, who led the Broncos with 1,591 yards rushing and 14 touchdowns.

In 2002, Dennison's line helped Portis, who rushed for 1,508 yards and 15 touchdowns, win the NFL's Offensive Rookie of the Year award. Denver's offense in 2002 finished the season ranked second in the AFC in total offense and third in rushing.

As special teams coach from 1997-2000, Dennison's group was instrumental in the Broncos' success that was highlighted by their back-to-back World Championships from 1997-98. His coverage units held opponents to a tie for the deepest average drive start (26.1-yard line) in the AFC in 2000. One of Dennison's most outstanding performers, Detron Smith, was recognized in 1999 for his excellence in an often under-appreciated realm, being voted to the Pro Bowl as the special-teams performer. It marked the third time in Dennison's tenure with the Broncos that he saw one of his pupils earn a Pro Bowl invitation.

Kicker Jason Elam enjoyed the finest season of his six-year NFL career under Dennison in 1998, earning his second Pro Bowl selection by setting a franchise record for PATs in a season (58-of-58) and converting 85 percent (23-of-27) of his field goal attempts. Elam also tied Tom Dempsey's 28-year-old NFL record for longest field goal with a 63-yarder vs. Jacksonville on Oct. 25, 1998. His career numbers continued to escalate as well as he became the all-time leading scorer in franchise history during the 1999 season while also establishing franchise dominance in field goals, field goal attempts and PATs.

Punter Tom Rouen consistently performed at or near the top of the league rankings under Dennison's tutelage, posting a gross punting average of more than 46 yards per punt for the second year in a row in 1999 to lead the NFL. His career-best 46.9-yard average in 1998 ranked second while Dennison's kick-return unit ranked sixth in the NFL, staking the Broncos' opponents to an average drive start of their 28-yard line.

Under Dennison's guidance in 1997, the Broncos' special teams played an integral role in leading the franchise to its first World Championship. Darrien Gordon tied for the NFL lead with three touchdowns on punt returns and ranked second in the NFL in punt return average (13.6 yds.) while Elam ranked second in the AFC (4th in NFL) in scoring (124 pts.) and Rouen ranked fourth in the AFC (5th in NFL) in net punting average (38.1).

As a unit, Denver's kick return and kick coverage teams in 1997 ranked among the league leaders as the Broncos recorded an average drive start of the 28.6-yard line (4th in NFL) while forcing their opponents to an average drive start of the 24.4-yard line (9th in NFL). Denver also led the NFL in punt return average (13.5 yds.).

A former standout linebacker for the Broncos, Dennison joined the Broncos' coaching staff in 1995 after spending the previous three years coaching at the high school level for Suffield Academy in Suffield, Conn. He served for two years in Denver as an offensive assistant (1995-96), providing quality control work and assistance of all types to the offensive coaching staff before being promoted to special teams coach on Feb. 12, 1997.

In Dennison's two years on the offensive staff, the Broncos' offense posted the most prolific two-year totals in franchise history at that time, including a No. 1 NFL ranking in total offense for 1996 and a bevy of franchise offensive records set in both seasons.

Dennison played linebacker for the Broncos from 1982-90, appearing in 128 games (52 starts) and three Super Bowls. In 1989, he received the Ed Block Memorial Courage Award. Dennison ranked second on the team in tackles in 1988 with 133 and led the team with three fumble recoveries for the year.

Perhaps the best performance of his career came in a 1987 playoff game against Houston when he registered eight tackles and one quarterback pressure. He also had an excellent season in 1984 when he had 164 stops and a career-high three sacks in his first full season as a starter. Dennison was a free-agent acquisition by the Broncos in 1982.

Dennison joined the Broncos after a fine collegiate career at Colorado State University, where he was a second-team Academic All-American as a senior and earned three varsity letters. In 1979, Dennison received a bachelor's degree in civil engineering from CSU followed by a master's degree in the same field from CSU in 1982.

Dennison, born in Kalispell, Mont., on June 22, 1958, attended Rocky Mountain High School in Fort Collins, Colo., where he lettered in football, basketball and baseball. His father, George, is in his 18th year as president of the University of Montana. Rick, his wife, Shannon, and sons, Joseph and Steven, along with 4-year-old twin daughters, Abrynn and Allie, and newborn son Trey reside in Centennial, Colo.


**BOB SLOWIK**
**DEFENSIVE COORDINATOR**

Bob Slowik enters his fourth season on the Denver Broncos' coaching staff in 2008 and is in his second year as defensive coordinator after spending his first two campaigns with the club as its defensive backs coach. Slowik, who is in his 17th season as an NFL coach, has 30 years of coaching experience and officially joined the Broncos' staff on Feb. 1, 2005.

Slowik, 54, has nine years' experience as an NFL defensive coordinator, working in that capacity for Denver (2007), Green Bay (2004), Cleveland (1999) and Chicago (1993-98), and has instructed six players who have earned a total of 11 Pro Bowl selections. He joined the Broncos after coaching with the Packers for five seasons, serving as the club's defensive backs coach from 2000-03 before being named defensive coordinator in 2004.

During the last three years with Slowik coaching Denver's defensive backs, cornerback Champ Bailey and safety John Lynch have been voted to the Pro Bowl each season. Bailey has recorded an NFL-best 21 interceptions since 2005 and is tied for the league high with three interceptions returned for touchdowns during that period. In addition, Slowik's defensive backs have helped the club yield the eighth-lowest opponent passer rating (77.9) in the NFL over the last three years.

As the Broncos' defensive coordinator/defensive backs coach in 2007, Slowik instructed a pass defense that allowed the seventh-fewest yards per game (193.4) in the NFL. Denver began the year by holding its first two opponents to less than 75 passing yards, marking only the third time for the franchise since the 1970 NFL merger that it allowed 75 or fewer passing yards in consecutive games. Slowik also worked with a defense that tied for third in the league with 34 forced fumbles, a total that was the franchise's highest in 17 seasons, and one that included Pro Bowl selections Bailey and Lynch.

Slowik coached a Broncos defensive backfield in 2006 that was anchored by Bailey, who finished second in the Associated Press Defensive Player of the Year voting after tying for the NFL lead with 10 inter-

**COACHING EXPERIENCE**
*17th NFL Season (4th with Broncos)*
**Denver Broncos**

Defensive Coordinator	2008
Defensive Coordinator/Defensive Backs	2007
Defensive Backs	2005-06

**Green Bay Packers**

Defensive Coordinator	2004
Asst. Head Coach/Defensive Backs	2002-03
Defensive Backs	2000-01

**Cleveland Browns**

Defensive Coordinator	1999
-----------------------	------

**Chicago Bears**

Defensive Coordinator	1998
Defensive Coordinator/Linebackers	1996-97
Defensive Coordinator/Secondary	1993-95

**Dallas Cowboys**

Defensive Assistant	1992
---------------------	------

**East Carolina University**

Outside Linebackers	1990-91
---------------------	---------

**Rutgers**

Secondary	1984-89
-----------	---------

**Drake University**

Secondary	1983
-----------	------

**University of Florida**

Defensive Assistant	1979-82
---------------------	---------

**University of Delaware**

Graduate Assistant	1978
--------------------	------



ceptions and leading the league with 11 takeaways. Bailey was a consensus first-team All-Pro selection and along with Lynch was named to the Pro Bowl.

Slowik's group of defensive backs also helped the Broncos rank third in the league in fewest passing touchdowns allowed (13) in 2006 and become the first franchise since 1934 to allow only two total touchdowns through its first six games of a season.

During his first year as Broncos defensive backs coach in 2005, Slowik's group helped the team post a 13-3 record, win the AFC West title and advance to the AFC Championship Game. Denver totaled its most interceptions (20) in four seasons and was led in that category by Bailey, who had a then career-high eight interceptions to tie for fourth in the NFL. Bailey was named an Associated Press All-Pro for the second consecutive year while he and Lynch represented Slowik's secondary in the Pro Bowl.

Slowik also in 2005 mentored rookie cornerbacks Darrent Williams and Domonique Foxworth, who started a combined 16 games, as well as safety Nick Ferguson, who posted a career-high five interceptions to rank third among NFL safeties. The play of Denver's secondary helped the club tie for third in the NFL in scoring defense (16.1 ppg.) in 2005.

As the Packers' defensive coordinator in 2004, Slowik's unit ranked ninth in the NFL in third-down defense (35.0%) and led the league in red zone third-down defense (23.8%). Additionally, he instructed a defense that recorded five touchdowns to mark the franchise's best total in seven seasons. Defensive end Kabeer Gbaja-Biamila excelled in Slowik's scheme, posting 13.5 sacks to rank third in the NFL and tie a career high.

In four seasons (2000-03) coaching Green Bay's defensive backs, he developed one of the NFL's most exciting and productive secondaries. Slowik, who also was the Packers' assistant head coach from 2002-03, helped Green Bay record the highest takeaway total (116) in the NFL from 2001-03. The 2002 Packers defense produced 45 takeaways for the league's best mark while the 2001 unit tied for the NFL's second-highest takeaway total with 39.

His secondary led a 2003 defense that held opponents to a 69.0 passer rating for the fifth-best total in the NFL and tied for seventh in the NFL with four takeaways in the red zone. The Packers produced 21 interceptions (fourth best in the NFC) in 2003 thanks largely to the production of Slowik's defensive backs.

Under Slowik's guidance, Packers safety Darren Sharper developed into one of the premier defensive players in the NFL and earned two Pro Bowl and Associated Press All-Pro selections (2000 and '02). Sharper earned Pro Bowl honors and was named All-Pro in 2000 when he posted a career-best nine interceptions to lead the NFL and become the first Packer in 38 years to accomplish that feat. In the five seasons Slowik coached on the Packers' defensive staff, Sharper accumulated 31 interceptions for the top mark in the NFL during that period.

Before working one year as the Cleveland Browns' defensive coordinator during their 1999 expansion season when he directed the league's No. 11 pass defense, he spent six years (1993-98) as the Chicago Bears' defensive coordinator. In addition to his duties as defensive coordinator, Slowik coached the Bears' secondary during his first three years in Chicago and instructed their linebackers from 1996-97.

Slowik led an aggressive Bears defense that finished in the top half of the NFL in total defense in five of his six seasons. Despite not having a single Pro Bowl player from 1994-98, his defense allowed an average of 312.8 yards per game to rank eighth in the NFL during his time with the club.

In his first season with the Bears in 1993, three of his defenders—defensive end Rich Dent, safety Mark Carrier and cornerback Donnell Woolford—earned trips to the Pro Bowl. Collectively, Slowik guided the 1993 defense to the No. 4 ranking in the NFL by allowing only 290.8 yards per game. Led by Carrier and Woolford, Slowik's pass defense ranked No. 3 in the NFL in 1993 and gave up only 176.1 yards per game.

He joined the Bears after spending the 1992 season as a defensive assistant with the Dallas Cowboys. Slowik primarily worked with the Cowboys' nickel defense under defensive coordinator Dave Wannstedt, whom he would go on to work for in Chicago. Dallas won Super Bowl XXVII with Slowik on its staff, leading the NFL in total defense and limiting offenses to a league-low 27.2 percent success rate on third-down attempts. The Cowboys' pass defense ranked No. 5 in the NFL (167.9 ppg.).

Before entering the NFL, Slowik served as a college assistant for 14 seasons.

Slowik coached outside linebackers at East Carolina University (1990-91) and helped the 1991 Pirates to an 11-1 record and a final national ranking of No. 9, both tops in school history. He was named the school's defensive coordinator in January 1992 following its Peach Bowl victory against North Carolina State University but soon resigned to take the Cowboys' position.

Before working as Rutgers' secondary coach from 1984-89, Slowik held the same assignment at Drake University in 1983. He was a part-time defensive assistant at the University of Florida from 1979-82, where his wife, Carol, was the head women's track coach. Slowik worked on the Gators' coaching staff with Broncos Head Coach Mike Shanahan from 1980-82 when Shanahan was their offensive coordinator.

A two-year starting cornerback at the University of Delaware, Slowik helped the Blue Hens to a 16-6 mark in his final two seasons and a trip to the quarterfinals of the NCAA Division I-AA playoffs as a senior. He began his coaching career in 1978 as a graduate assistant at Delaware and remained in that position for one year.

Born May 16, 1954, in Pittsburgh, Slowik was a high school football teammate of current University of Pittsburgh Head Coach Dave Wannstedt at Baldwin High School in Pittsburgh. Slowik and his wife, Carol, have four children: Ryan, Andrea, Bobby and Steven. Ryan begins his fourth season as an assistant on the Broncos' coaching staff in 2008. Carol was a former two-time track All-American at Delaware and belongs to the school's Athletics Hall of Fame.



**SCOTT O'BRIEN**

**SPECIAL TEAMS COORDINATOR**

Scott O'Brien is in his second season as special teams coordinator for the Denver Broncos in 2008 and his 18th year working in the National Football League. O'Brien, who has instructed special teams in the NFL for 15 seasons and was hired by Denver on Jan. 29, 2007, has 26 years of coaching experience at the professional and collegiate levels.

Widely regarded as one of the league's top special teams coaches, O'Brien coached special teams in the NFL for 14 consecutive seasons with the Cleveland Browns (1991-95), Baltimore Ravens (1996-98) and Carolina Panthers (1999-2004) before working in that capacity with Denver last year. O'Brien, whose six-year stint instructing the Panthers' special teams included additional responsibilities as the club's assistant head coach, spent two seasons (2005-06) as the Miami Dolphins' coordinator of football operations/assistant to the head coach before joining the Broncos.

O'Brien's special teams units in the NFL have accounted for a total of 32 scores other than field goals, extra points and traditional two-point conversions during his coaching career. This figure includes 17 punt returns for touchdowns, nine kickoff returns for touchdowns, three fake two-point conversions, one fake field goal for a touchdown, one blocked punt for a touchdown and one blocked field goal for a touchdown.

Named NFL Special Teams Coach of the Year by his peers in 1994, O'Brien has helped six different players earn a total of 10 trips to the Pro Bowl as an NFL special teams coach. He has coached at least one player to Pro Bowl honors on special teams in eight different seasons, including a span of six consecutive years from 1998-2003.

The veteran coach has instructed three of the 11 players in NFL history who have scored two punt return touchdowns in the same game in Eric Metcalf (1993), Jermaine Lewis (2000) and Steve Smith (2002). His special teams also were the most recent unit in the NFL to have two different players score touchdowns on back-to-back kickoff returns when Baltimore's Corey Harris and Patrick Johnson did so vs. Minnesota on Dec. 13, 1998.

During O'Brien's first year as Denver's special teams coordinator in 2007, kicker Jason Elam became the first player in the NFL since the 1970 league merger to convert four walk-off, game-winning field goals in the same season as he made two in regulation and two in overtime. The Broncos also scored their first punt return touchdown in four seasons (Glenn Martinez) and had two AFC Special Teams Player of the Week winners (Elam, Martinez) in the same year for the first time in three seasons.

As the Panthers' assistant head coach/special teams from 1999-2004, O'Brien's group tied for the NFL lead with 11 returns for touchdowns on special teams and posted a league-high six kickoffs returned for touchdowns. Carolina also allowed the lowest opponent kickoff return average (19.8 yds.) in the NFL over those six seasons and was one of only two clubs in the league not to allow a kickoff return for a touchdown.

Carolina punter Todd Sauerbrun earned three consecutive Pro Bowl and Associated Press All-Pro selections under O'Brien from 2001-03, posting the highest three-year gross punting average (45.9 yds.) in NFL history. Sauerbrun led the NFC in gross punting average (44.6 yds.) for the third consecutive year in 2003 while working with O'Brien, whose special teams that season allowed the fourth-lowest average on kickoff returns (20.4 yds.) in the NFL to help the Panthers advance to Super Bowl XXXVIII.

In addition, O'Brien instructed a Panthers special teams in 2003 that accounted for the NFL's first blocked extra-point attempt at the end of regulation to send a game into overtime during a 12-9 win at Tampa Bay on Sept. 14, 2003.

O'Brien coached Carolina rookie Steve Smith to Pro Bowl and first-team All-Pro honors (AP) in 2001

**COACHING EXPERIENCE**

*18th NFL Season (2nd with Broncos)*

**Denver Broncos**

Special Teams Coordinator .....2007-08

**Miami Dolphins**

Coord. of Football Ops./Asst. to the H.C. ....2005-06

**Carolina Panthers**

Asst. Head Coach/Special Teams .....1999-2004

**Baltimore Ravens**

Special Teams .....1996-98

**Cleveland Browns**

Special Teams .....1991-95

**University of Pittsburgh**

Special Teams .....1987-90

**Rice University**

Linebackers/Special Teams .....1986

**Nevada-Las Vegas**

Linebackers/Special Teams .....1983-85

**Wisconsin-Superior**

Assistant Coach .....1980-82

for his play on special teams. The wide receiver posted an NFL-best three touchdowns on returns (2 kickoff, 1 punt) that year and ranked second in the league with a 25.6-yard kickoff return average. Panthers running back Michael Bates enjoyed similar success on special teams under O'Brien from 1999-2000, tying for an NFL high with three kickoffs returned for touchdowns during that time to earn Pro Bowl recognition each year.

As the Ravens' special teams coach from 1996-98, O'Brien led a unit that ranked second in the NFL with six special-teams return scores during that time, including four on punt returns to tie for the league lead. Baltimore had the league's fourth-best punt return average (11.9 yds.) in those three seasons and sent two players to the Pro Bowl. Wide receiver Jermaine Lewis tied for the NFL lead with two punt returns for touchdowns and ranked fifth in the league with a 12.7-yard punt return average in 1998 to earn Pro Bowl honors while safety Bennie Thompson also earned all-star recognition that year for his special-teams coverage ability.

O'Brien began his NFL coaching career with the Cleveland Browns, overseeing the club's special teams from 1991-95. During that time, the Browns tied for the NFL lead in special-teams return scores with eight (7 punt, 1 kickoff) while ranking fifth in punt return average (10.4 yds.). Cleveland placed fourth in the league in both opponent punt (7.3 yds.) and kickoff (18.7 yds.) return average during those five seasons as the only team in the NFL to not allow a special-teams return touchdown over that period.

With the Browns, O'Brien coached Eric Metcalf on special teams and helped the running back total the most punt return touchdowns (4) in the NFL and rank third in punt return average (11.4 yds.) from 1993-94 to earn Pro Bowl honors during both of those seasons. O'Brien's special teams also accounted for the first two-point conversion in NFL history when the Browns' Tom Tupa scored at Cincinnati on Sept. 4, 1994.

O'Brien entered the NFL after coaching the University of Pittsburgh's special teams from 1987-90. He helped the Panthers advance to two bowl games during that period and coached punter Brian Greenfield to consensus All-America honors in 1990.

At Rice University in 1986, O'Brien worked as its linebackers and special teams coach during a year in which kickoff returner Quentis Roper earned All-Southwest Conference honors. O'Brien also held a similar position at the University of Nevada-Las Vegas from 1983-85.

O'Brien got his start in the coaching profession at his alma mater, the University of Wisconsin-Superior, in 1980 and worked as an assistant coach at the school through 1982. He played linebacker at Wisconsin-Superior and was signed to contracts by the Green Bay Packers and Toronto Argonauts (Canadian Football League) following his collegiate playing career.

O'Brien is married to the former Shawn Kinney, who earned her doctorate degree in psychology from the University of Pittsburgh and currently has a private practice in Denver. O'Brien was born on June 25, 1957, in Superior, Wis.



**STEVE WATSON**

**ASSOCIATE HEAD COACH**

Steve Watson enters his eighth season on the Denver Broncos' coaching staff in 2008 and his second year as the club's associate head coach, a position in which he works closely with Head Coach Mike Shanahan. Watson spent four years as wide receivers coach for the Broncos from 2003-06

**COACHING EXPERIENCE**

*8th NFL Season (8th with Broncos)*

**Denver Broncos**

Associate Head Coach	2007-08
Wide Receivers	2003-06
Defensive Assistant	2001-02

after working as a defensive assistant with the club from 2001-02.

A former star wide receiver for the Broncos in the 1980s, Watson came back to the team in a coaching capacity when he worked with the club in training camp as a coaching intern in 2000. He continued working with the team at all home games during that season in preparation for the full-time role as defensive assistant that he accepted in 2001.

Watson completed his first season as the Broncos' associate head coach in 2007 on a squad that was forced to overcome a multitude of injuries to key players. Although Denver had 161 overall games missed due to injury for the year, including 82 by starters, the Broncos still finished fourth in the NFL in yards per play (5.7) on offense while fielding a defense that led the AFC with 34 forced fumbles.

As Denver's wide receivers coach from 2003-06, Watson helped three different players record a total of four 1,000-yard receiving seasons in Rod Smith (2004-05), Ashley Lelie (2004) and Javon Walker (2006). Smith maintained his elite level of play under Watson as the veteran recorded at least 74 receptions three times while Lelie developed into one of the game's top deep threats as evidenced by him leading the NFL in yards per reception average (18.7) from 2003-05.

Walker, coming off an ACL injury that limited him to one game in 2005, re-established himself as one of the NFL's top wide receivers under Watson in 2006. He finished the year with a team-high 1,084

receiving yards and showed his versatility in becoming one of only three wide receivers since the 1970 NFL merger to score on a touchdown reception and a touchdown run of at least 70 yards in the same season. Watson's wide receivers also in 2006 helped ease rookie quarterback Jay Cutler's adjustment to the NFL as the first round draft choice started Denver's final five games of the season.

In 2005, Watson's wideouts helped the Broncos post a 13-3 record, win the AFC West title and advance to the AFC Championship Game. Smith was named to the Pro Bowl for the third time in his career and for the first time since 2001 by posting his second consecutive 1,100-yard receiving season (1,105). He also became the first undrafted player in NFL history to reach 10,000 career receiving yards and ranked ninth in the league in receptions (85) for the year.

Lelie also led the NFL in yards per reception average (18.3) for the second consecutive year under Watson's guidance in 2005, posting 42 receptions for 770 yards.

The Broncos' wide receivers excelled in 2004 with Watson as their position coach, helping the club boast the AFC's No. 3 pass offense at 249.9 net yards per game (6th in NFL) and record the fourth-most passing yards in a season (3,999) in club history. Individually, Smith became the franchise's all-time leader in receptions and touchdowns and finished the year with a team-high 79 catches for 1,144 yards (14.5 avg.) with seven touchdowns.

Lelie (1,084 yds.) in 2004 joined with Smith to give Denver just its sixth pair of 1,000-yard receivers in the same season. He blossomed into one of the NFL's top deep threats under Watson, leading the league in yards per reception average (20.1) for the best mark by a Bronco in 17 years. Additionally, all seven of his touchdown catches went for 30 or more yards, marking the NFL's highest total for the year.

In his first year as wide receivers coach in 2003, Watson helped the offense once again flourish and helped his corps of receivers make a smooth transition to a new starting quarterback, Jake Plummer. Smith, for the third consecutive season, led the team in receptions (74) while leading the club in receiving yards (845) for the seventh consecutive year.

One of the most popular players in team history, Watson was a wide receiver for the Broncos from 1979-87, finishing his sterling career with 353 receptions for 6,112 yards (17.3 avg.) with 36 touchdowns. He ranks fifth on the Broncos' career list for receiving yards, seventh in receptions and eighth in touchdown receptions. A member of Denver's Super Bowl XXI team in 1986 and Super Bowl XXII team in '87, Watson also was recognized as an outstanding special teams player during his pro career.

Watson had three 1,000-yard receiving seasons (1981, '83 and '84) and was named to the Pro Bowl in 1981. That year, he posted the best numbers of his career for receiving yardage (1,244), touchdowns (13) and yards per reception (20.7). The wide receiver's career single-season high of 69 receptions occurred during the 1984 campaign.

Watson totaled 16 100-yard receiving games and 49 consecutive games with at least one reception as a player. He had single-game highs of 11 receptions (1984, vs. Pittsburgh in the playoffs) and 183 receiving yards (on 10 receptions at the Los Angeles Rams in 1982).

Watson joined the Broncos in 1979 as a free agent from Temple University, where he was a four-year letterman at wide receiver. He was selected to the All-East team, playing in the East-West Shrine Game to close out his college career. Watson also won three letters and two conference championships as a long jumper, graduating with a degree in parks administration.

A native of Baltimore, Watson was born on May 28, 1957, and was a three-sport star at St. Mark's High School in Wilmington, Del. He and his wife, Pam, reside in Cherry Hills Village, Colo. They have a son, Stephen Ross Jr. (20), and two daughters, Brittany (22) and Rachel (18). Stephen Ross Jr. in 2008 begins his redshirt freshman season on the University of Michigan football team.



**JOE BAKER**

**OFFENSIVE ASSISTANT**

Joe Baker enters his second year on the Denver Broncos' coaching staff in 2008 and is the club's offensive assistant. Baker, who has 15 combined years of coaching experience at the professional and collegiate levels, joined the Broncos' staff on Jan. 29, 2007, and spent his first season with the franchise as its linebackers coach.

The veteran coach has worked in the NFL for the last eight seasons and owns 12 years of coaching experience in the league gained from positions with five different teams. Baker coached for the St. Louis Rams (2006), Green Bay Packers (2005), New Orleans Saints (2000-04) and Jacksonville Jaguars (1995-98) before spending last season in Denver.

As linebackers coach for the Broncos in 2007, Baker instructed D.J. Williams as the fourth-year player transitioned to playing the middle linebacker position for the first time in his career and finished second in the NFL with an AFC-best 141 tackles. Baker's group of linebackers also was a key part of an aggressive defense that led the AFC and tied for third in the league with 34 forced fumbles.

With Baker handling defensive quality control and working with the linebackers in 2006, the Rams

ranked seventh in the NFL in takeaways (32) and forced a league-high nine turnovers inside the red zone. Baker instructed Will Witherspoon, who posted a career and team-high 136 tackles to lead a linebacking unit that helped St. Louis rank eighth in the league against the pass (189.7 ypg.).

Baker joined the Rams from Green Bay, where he spent the 2005 season as its secondary/safeties coach. He taught a secondary that helped the Packers rank first in the NFL against the pass, allowing 167.5 yards per game to mark the club's lowest such total in 27 seasons.

In five years with the Saints from 2000-04, Baker coached in several different capacities as New Orleans ranked fifth in the NFL in takeaways (163) during his time with the club. He was New Orleans' secondary coach from 2003-04, secondary assistant in 2002 and assistant defensive backfield/assistant special teams coach from 2000-01.

Baker, 39, instructed a New Orleans secondary in 2004 that was vital to one of the NFL's most aggressive defenses with the team leading the league in opponent fumble recoveries (20) and tying for the NFL high in red zone takeaways (7). New Orleans' defensive backfield also excelled under Baker in 2003, helping the club rank third in the NFC (8th in NFL) in pass defense (187.1 ypg.).

During the 2001 season as New Orleans' defensive backfield/assistant special teams coach, Baker instructed Sammy Knight as he posted the third-highest interception total (6) among NFL safeties to earn a Pro Bowl selection.

At the University of Wisconsin in 1999, Baker was the Badgers' outside linebackers/special teams coach for a team that captured the Big Ten Conference title and earned a victory in the Rose Bowl. Wisconsin led the Big Ten in kickoff and punt coverage, kickoff return average and field goal percentage with Baker instructing its special teams.

Baker began his NFL career in 1994 with the Jacksonville Jaguars as their manager of football operations, helping the club prepare for its 1995 expansion season. He worked as the Jaguars' assistant special teams coach for the next four seasons (1995-98), a time period when Jacksonville fielded one of the league's most consistent special teams. From 1995-98, the Jaguars ranked second in the NFL in net punting average (37.9 yds.), third in gross punting average (44.4 yds.), seventh in punt return average (11.0 yds.) and eighth in opponent punt return average (8.2 yds.).

With Baker on its coaching staff, Jacksonville advanced to the AFC Championship in just its second season in 1996. The Jaguars posted 11 wins in each of the next two seasons with two of Baker's pupils, kicker Mike Hollis and punter Bryan Barker, earning Pro Bowl honors in 1997.

Before joining the Jaguars, Baker coached running backs and wide receivers at Samford University (Birmingham, Ala.) in 1993. He spent time in 1992 as a player personnel coordinator for the World Football League's Birmingham Fire before taking a position at Samford.

Baker began his football coaching career in 1991 as a graduate assistant at East Stroudsburg University (Pa.) instructing its defensive backs for that season.

A former wide receiver at Princeton University (1987-90), Baker helped the Tigers capture the 1989 Ivy League co-championship. He graduated from the school in 1991 with a bachelor's degree in history.

Baker was born June 29, 1969, in Glen Ridge, N.J. He and his wife, Jill, have an 8-year-old daughter, Mia, and a 4-year-old son, Joey.


**JEREMY BATES**
**QUARTERBACKS**

Jeremy Bates enters his third season on the Denver Broncos' coaching staff in 2008 and serves as the club's quarterbacks coach. Bates, who was Denver's wide receivers/quarterbacks coach last season, owns six years of coaching experience in the NFL and worked with the New York Jets (2005) and Tampa Bay Buccaneers (2002-04) before joining the Broncos in 2006.

Bates was a key part of the Broncos' offensive staff in 2007 as their wide receivers/quarterbacks coach, helping the offense rank fourth in the league in yards per play (5.7). A pair of second-year players flourished while working with

Bates as Brandon Marshall totaled the third-most receptions (102 for 1,325 yds.) by a second-year player in NFL history and Jay Cutler posted the third-best completion percentage (63.6) for a season in Denver annals.

**BAKER'S COACHING EXPERIENCE**
*13th NFL Season (2nd with Broncos)*
**Denver Broncos**

Offensive Assistant .....2008  
Linebackers .....2007

**St. Louis Rams**

Defensive Quality Control/Linebackers .....2006

**Green Bay Packers**

Secondary/Safeties .....2005

**New Orleans Saints**

Secondary .....2003-04  
Secondary Assistant .....2002  
Asst. Def. Backfield/Asst. Special Teams .....2000-01

**University of Wisconsin**

Outside Linebackers/Special Teams .....1999

**Jacksonville Jaguars**

Assistant Special Teams .....1995-98

**Samford University**

Running Backs/Wide Receivers .....1993

**East Stroudsburg University**

Graduate Assistant/Defensive Backs .....1991

**BATES' COACHING EXPERIENCE**
*7th NFL Season (3rd with Broncos)*
**Denver Broncos**

Quarterbacks .....2008  
Wide Receivers/Quarterbacks .....2007  
Offensive Assistant .....2006

**New York Jets**

Quarterbacks .....2005

**Tampa Bay Buccaneers**

Assistant Quarterbacks .....2004  
Offensive Quality Control .....2002-03

In his first year with the Broncos during the 2006 season, Bates was an offensive assistant and worked with Offensive Coordinator Rick Dennison in coaching the offensive line. The Broncos were one of only three teams in the NFL to have two running backs post at least 670 rushing yards with Tatum Bell (1,025 yds.) and undrafted rookie Mike Bell (677 yds.) both enjoying productive seasons.

As quarterbacks coach for the Jets in 2005, Bates instructed a unit that was forced to use five different passers because of injuries. Despite the adversity, New York's quarterbacks helped the club improve toward the end of the year with first-year starter Brooks Bollinger posting an 87.7 passer rating and leading the team to a 2-2 record in its final four games.

Bates, 32, was promoted to assistant quarterbacks coach for the Buccaneers in 2004 and worked closely with Head Coach Jon Gruden and Quarterbacks Coach John Shoop in the instruction and preparation of the team's passers. In that capacity, Bates helped Brian Griese lead the NFL in completion percentage (69.3) in 2004 and set Buccaneers single-season records in that category along with passer rating (97.5) and yards per passing attempt (7.83).

Bates began his coaching career with Tampa Bay as an offensive quality control coach from 2002-03.

Tampa Bay's offense in 2003 was arguably the most productive in franchise history as Bates assisted a unit that set single-season records in total offense (340.8 ypg.) and passing offense (237.8 ypg.). In addition, the club ranked among the league's top 10 in both categories in the same year for just the second time in Buccaneers annals.

In his first season in the NFL's coaching ranks, Bates worked with a Buccaneers offense in 2002 that was pivotal in the franchise winning its first-ever World Championship with a victory over the Oakland Raiders in Super Bowl XXXVII. Tampa Bay's offense was particularly dominant in the postseason, averaging 35.3 points and 334.0 yards per game in three playoff contests that year.

Bates, who attended Sevier County High School in Sevierville, Tenn., began his collegiate playing career as a quarterback at the University of Tennessee in 1995. He transferred to Rice University, where he was a two-year letterman in football from 1996-99 and was a second baseman on the school's baseball team.

Bates' father, Jim, is a veteran NFL defensive coordinator who was the Broncos' assistant head coach/defense in 2007. His brother, James, was a linebacker and defensive captain on the University of Florida's 1996 national championship team and does television play-by-play for the Mountain West Sports Network.

Jeremy Bates was born on Aug. 27, 1976, in Manhattan, Kan.


**RONNIE BRADFORD**
**DEFENSIVE BACKS**
**COACHING EXPERIENCE**
*6th NFL Season (6th with Broncos)*
**Denver Broncos**

Defensive Backs .....2008  
Assistant Defensive Backs .....2007  
Special Teams .....2004-06  
Special Teams Assistant .....2003

defensive backs coach in 2007 after spending his first four years on their staff coaching special teams.

As assistant defensive backs coach in 2007, Bradford worked with two Pro Bowl selections in cornerback Champ Bailey and safety John Lynch while coaching a Broncos defense that ranked seventh in the league against the pass (193.4 ypg.).

Before moving to the Broncos' defensive backfield to coach, he instructed a Denver special teams unit from 2003-06 that helped the club earn three consecutive postseason berths (2003-05). Bradford, who was special teams coach from 2004-06 and a special teams assistant in 2003, worked with kicker Jason Elam during a four-year period in which he ranked third in the NFL in both field goals (107) and points scored (479). The Broncos' 62 touchbacks on kickoffs were the third-highest mark in the league from 2003-06 while the club's 9.6-yard average on punt returns during that time ranked eighth in the NFL.

Individually, Bradford instructed four AFC Special Teams Player of the Week winners and two AFC Special Teams Player of the Month winners in four seasons working with the Broncos' special teams.

Bradford's special teams in 2006 limited opponents to a 6.9-yard average on punt returns, marking the fifth-lowest mark in the NFL and the best by the Broncos in 11 seasons. Paul Ernster, in his first full



season handling punt and kickoff duties, had the second-highest touchback percentage (25.3) in the NFL while Elam set a franchise record for field goal accuracy (93.1%) to rank second in the league.

He directed one of the NFL's strongest special teams units in 2005, a year in which Denver went 13-3 en route to capturing the AFC West title and advancing to the conference championship game. The Broncos tied for the NFL lead in fewest opponent drives started past the 50-yard line (10) while ranking second in the league in opponent starting field position (27.9-yard line).

In his first year working with punter Todd Sauerbrun, Bradford helped the veteran tie for fifth in the AFC with a 43.8-yard gross punting average. Sauerbrun became the first punter in franchise history to be named AFC Special Teams Player of the Month for his performance during October, a month in which he also picked up AFC Player of the Week honors (Wk. 6).

Bradford's 2004 unit featured an AFC Special Teams Player of the Month (KR Reuben Droughns) and two AFC Special Teams Player of the Week winners (Elam and P/K Micah Knorr) while playing a pivotal role in Denver's second consecutive playoff berth. Droughns became the first kick returner in Broncos history to win AFC Special Teams Player of the Month after averaging 30.5 yards per kick return in September.

In his first year on Denver's coaching staff as a special teams assistant in 2003, Bradford worked alongside Special Teams Coach Frank Bush and helped guide a unit that finished fifth in the AFC in both punt return average (11.3 yds.) and kickoff return average (22.1 yds.). The special teams were highlighted in Weeks 9 and 10 when Deltha O'Neal and Rod Smith scored on punt returns in successive weeks, marking the first time in NFL history that two different players from a team returned punts for touchdowns in consecutive games.

After playing for Denver from 1993-1995, Bradford made stops in Arizona (1996) and Atlanta (1997-2001) before finishing his career in Minnesota (2002). He compiled 523 total tackles (387 solo), two sacks, 13 interceptions and 70 passes defended in 133 career games (99 starts).

Bradford, 37, was selected by the Miami Dolphins in the fourth round (105th overall) of the 1993 NFL Draft from the University of Colorado but was released during training camp. He was signed to the Broncos' practice squad before being elevated to their active roster, where he played 10 games (3 starts) and recorded his first career interception against Kansas City (12/12/93). In 1994, Bradford saw action in 12 games with Denver before playing four games with the club in 1995.

After one season in Arizona in which he started 11 games for the Cardinals in 1996, Bradford moved to Atlanta and played five seasons for the Falcons. He posted a career-high four interceptions in 1997 while starting 14 games. In 1998, Bradford started 10 of the 14 games he played and helped lead the Falcons to Super Bowl XXXIII against Denver in a game during which he intercepted a John Elway pass in the first quarter.

Bradford left Atlanta after the 2001 season and played his final year with the Minnesota Vikings, starting 15 games for the club in 2002.

A two-year starter and four-year letterman at Colorado, Bradford was a first-team All-Big Eight Conference selection as a senior. His extra point block was the margin of victory as Colorado edged Notre Dame 10-9 in the Orange Bowl to claim the national title in 1991.

Born Oct. 1, 1970, in Minot, N.D., Bradford was named an honorable mention All-American by *USA Today* as a senior at Adams City High School in Commerce City, Colo. He and his wife, Trish, reside in Denver and have three children.



**JACOB BURNEY**

## DEFENSIVE LINE

Jacob Burney enters his seventh season coaching the Denver Broncos' defensive line in 2008 and will work with Bill Johnson in instructing a talented defensive front. Burney joined the Broncos in 2002 following successful stints with Carolina (1999-2001) and the Cleveland Browns/Baltimore Ravens (1994-98). He has coached 14 seasons in the NFL and has forged a reputation as a vocal leader for his players and one who takes a hands-on approach to his teaching.

With Burney working with their defensive line since 2002, the Broncos rank eighth in the NFL in rushing yards per game allowed (104.8) and have ranked among the league's top-5 clubs in rush defense three times during those six seasons. His defensive lines have helped the Broncos place seventh in the NFL during that period in third-down defense (36.9%), a total that includes consecutive top-3 league rankings from 2003-04.

Burney's instruction also has helped defensive end Elvis Dumervil develop into one of the game's top pass rushers with his 21 sacks since entering the NFL in 2006 marking the sixth-highest total in the league.

In 2007, Burney coached a Denver defensive line that led the AFC (T-2nd in the NFL) with nine takeaways as his group totaled seven fumble recoveries and two interceptions. Dumervil continued his

improvement under Burney, tying for sixth in the NFL with 12.5 sacks (most by a Bronco in eight seasons) and tying for the league lead in takeaways (4) among defensive linemen.

Burney coached defensive ends for the Broncos in 2006, a year in which Denver was the only AFC team and one of just three clubs in the NFL to have three defensive ends post at least six sacks. Dumervil, in his first season, thrived under the veteran coach's instruction with his team-high 8.5 sacks marking the third most by a rookie in Broncos history and the third-highest total among league rookies for the year.

In 2005, Denver's defensive line was pivotal in the club posting a 13-3 record and capturing the AFC West title en route to advancing to the AFC Championship Game. As defensive line/ends coach, Burney instructed a group that helped Denver rank second in the NFL in run defense, allowing only 85.2 yards per game. Denver held two opponents to less than 20 rushing yards in a game, including its contest at Jacksonville (10/2/05) in which it allowed the second-fewest rushing yards (12) in a game in franchise history.

Burney's line once again proved to be one of the NFL's top units in 2004 as its play helped the Broncos' defense rank fourth in the NFL for the second consecutive season. The Broncos' run defense also ranked fourth in the league, surrendering an average of only 94.5 yards per game. Despite the absence of All-Pro lineman Trevor Pryce for most of the year, the Broncos maintained a solid pass rush throughout the season with defensive end Reggie Hayward racking up a career and team-high 10.5 sacks to rank third in the AFC.

In 2003, Burney's line was a major force on a defense that finished the season ranked among the NFL's best in several categories. The defense only allowed 277.1 yards a game, which ranked fourth in the NFL, and set a franchise record for third-down defense (29.5%) to place third in the league for that statistic. Defensive end Bertrand Berry led the team with a career-high 11.5 sacks (52 yds.), and Pryce added 8.5 sacks (47 yds.).

Similar results came about in 2002 when the line helped the defense finish the season sixth in the NFL in yards allowed (301.6 ypg.) and fourth against the run (93.1 ypg.). Burney's line was represented in the Pro Bowl by Pryce, who made his fourth consecutive trip after leading the team with nine sacks.

During Burney's tenure as defensive line coach in Carolina (1999-01), the Panthers showed a knack for creating turnovers with the defense posting 74 takeaways from 2000-01 that ranked as the fourth-highest total in the NFL during that period. In 2001, Burney coached a breakout season from third-year defensive end Mike Rucker, who posted a career-high and team-leading nine sacks. Under Burney's tutelage, Rucker developed into a full-time starter and set a record for sacks by a Panthers defensive lineman.

Before his stint in Carolina, Burney spent five seasons (1994-98) with the Cleveland Browns / Baltimore Ravens franchise as its defensive line coach. He was hired by the Browns in 1994 and oversaw a defensive line that contributed to a defense that allowed only 204 points, nine rushing touchdowns and 3.6 yards per carry that season.

With Baltimore in 1998, Burney helped develop defensive lineman Michael McCrary into a Pro Bowl starter and contributed to a Ravens defensive unit that ranked sixth in the NFL against the run.

Burney, 49, enjoyed a successful 11-year coaching career on the collegiate level before entering the NFL coaching ranks in 1994. It began at the University of New Mexico (1983-86) and continued with stints at the University of Tulsa (1987), Mississippi State University (1988), the University of Wisconsin (1989), UCLA (1990-92) and the University of Tennessee (1993). Each of those appointments was as defensive line coach with the exception of the Mississippi State job in which he coached the inside linebackers.

A standout player himself, Burney was a four-year starter on the defensive line at the University of Tennessee-Chattanooga, where he helped the Moccasins to four Southern Conference championships and a four-year record of 33-9-2. He picked up All-Southern Conference honors in each of his final three seasons and earned a bachelor's degree in physical education from the school in 1981. Burney had try-outs with the Detroit Lions in 1981 and 1982.

A native of Chattanooga, Tenn. (1/24/59), Burney was a three-sport star at Tyner High School in Chattanooga, earning all-state honors in football, wrestling, and track and field. He and his wife, Madrinna Patton, have two sons, Jacob and Benjamin, and reside in Lone Tree, Colo. Burney's son Jacob was a four-year letterwinner as a defensive tackle at Bucknell University (2002-05) while Benjamin is a senior safety at the University of Colorado.

## BURNEY'S COACHING EXPERIENCE

15th NFL Season (7th with Broncos)

### Denver Broncos

Defensive Line	.....2007-08
Defensive Line/Ends	.....2005-06
Defensive Line	.....2002-04

### Carolina Panthers

Defensive Line	.....1999-2001
----------------	----------------

### Cleveland Browns/Baltimore Ravens

Defensive Line	.....1994-98
----------------	--------------

### University of Tennessee

Defensive Line	.....1993
----------------	-----------

### UCLA

Defensive Line	.....1990-92
----------------	--------------

### University of Wisconsin

Defensive Line	.....1989
----------------	-----------

### Mississippi State University

Inside Linebackers	.....1988
--------------------	-----------

### University of Tulsa

Defensive Line	.....1987
----------------	-----------

### University of New Mexico

Defensive Line	.....1983-86
----------------	--------------



## KEITH BURNS

### SPECIAL TEAMS ASSISTANT

Following a 13-year playing career in which he established himself as one of the most accomplished special teams players in the NFL, former line-backer Keith Burns begins his second season as a special teams assistant for the Broncos in 2008. Burns, who played for the Broncos for 11 seasons, works closely with Special Teams Coordinator Scott O'Brien in coaching the club's special teams.

Burns instructed a Broncos special teams unit in 2007 that played a key role in several victories as kicker Jason Elam became the first player since the 1970 NFL merger to convert four walk-off, game-winning field goals in the same season (2 in regulation, 2 in overtime). Denver also scored a touchdown on a punt return for the first time in four years with Glenn Martinez's 80-yard scoring return sparking a *Monday Night Football* win against Tennessee.

During his playing career with the Broncos from 1994-98, 2000-03 and 2005-06, Burns led the team or tied for its season high in special-teams tackles seven times and totaled 186 special-teams stops in 166 career games (3 starts) with the club. The 36-year-old, whose 166 career games played with Denver tie for the 14th most by a player in club history, also added 70 defensive tackles (47 solo), 1.5 sacks (9 yds.), two pass breakups and one forced fumble as a Bronco.

He was a key member of the Broncos' teams that won Super Bowl XXXII in 1997 and XXXIII in 1998 and helped Denver capture three AFC West titles (1996, '98, 2005) along with six playoff berths (1996-98, 2000, '03, '05). Burns' 12 career postseason games with Denver tie for the 10th most by a player in team history.

Burns entered the NFL with Denver as a seventh-round choice (210th overall) in the 1994 NFL Draft from Oklahoma State University. In addition to playing for the Broncos, he spent the 1999 season with the Chicago Bears and competed for the Tampa Bay Buccaneers during the 2004 campaign.

For his entire NFL career, Burns played 197 games (3 starts) and totaled 231 special-teams tackles. He also posted 77 career defensive stops (50 solo), 1.5 sacks (9 yds.), one interception (15 yds.), three pass breakups and one forced fumble.

Burns is a native of Greeleyville, S.C., and was born on May 16, 1972. He and his wife, Michelle, have two daughters, Danielle and Rachel, and a son, Keith.

### COACHING EXPERIENCE

2nd NFL Season (2nd with Broncos)

#### Denver Broncos

Special Teams Assistant .....2007-08



## DWAYNE CHANDLER

### ASST. STRENGTH AND CONDITIONING

Dwayne Chandler enters his second year as assistant strength and conditioning coach for the Denver Broncos in 2008. He and Greg Saporta assist Strength and Conditioning Coach Rich Tuten in coordinating Denver's year-round strength and conditioning program.

Chandler, 35, joined the Broncos in 2007 after spending the previous three seasons as the head strength and conditioning coach for the University of Minnesota football program. He also served as the Golden Gophers' co-head strength and conditioning coach in 2003 and as a strength and conditioning assistant at the school from 2001-02.

Chandler instructed 12 players who were selected in the NFL Draft during six seasons at Minnesota, including 2006 first-round draft choice Laurence Maroney and 2005 fourth-round selection Marion Barber III. His strength and conditioning efforts also helped the football program advance to bowl games in each of his last five seasons at Minnesota.

As co-head strength and conditioning coach in 2003, Chandler was a part of Minnesota's first 10-win season since 1905. The Golden Gophers finished that year ranked 20th in the country by the Associated Press following their 31-30 victory against Oregon in the Sun Bowl.

Chandler gained NFL experience working as a strength and conditioning intern for the Dallas Cowboys in 2000. He began his coaching career as a strength and conditioning intern at his alma mater, the University of Oklahoma, in 1999.

Chandler was a four-year letterwinner in football as a fullback at Oklahoma and led the Sooners in rushing touchdowns as a sophomore in 1993. That season, he posted a career-best 103 yards on 15

### COACHING EXPERIENCE

3rd NFL Season (2nd with Broncos)

#### Denver Broncos

Asst. Strength and Conditioning .....2007-08

#### University of Minnesota

Head Strength and Conditioning .....2004-06

co-Head Strength and Conditioning .....2003

Strength and Conditioning Asst. ....2001-02

#### Dallas Cowboys

Strength and Conditioning Intern .....2000

#### University of Oklahoma

Strength and Conditioning Intern .....1999

carries (6.9 avg.) to help Oklahoma defeat rival Oklahoma State.

Chandler, who received a bachelor's degree from Oklahoma in 2000, continued his playing career in the NFL by participating in the Cowboys' 1997 and '98 training camps.

A native of Aberdeen, Miss., Chandler was a two-time state champion in powerlifting at Aberdeen High School. He was born on March 11, 1973, and has a son, Dwayne Harris.



## JEDD FISCH

### WIDE RECEIVERS

### COACHING EXPERIENCE

8th NFL Season (1st with Broncos)

#### Denver Broncos

Wide Receivers .....2008

#### Baltimore Ravens

Assistant Quarterbacks .....2007

Assistant Quarterbacks/Wide Receivers .....2005-06

Offensive Assistant .....2004

#### Houston Texans

Defensive Quality Control .....2001-03

#### University of Florida

Graduate Assistant .....1999-2000

#### New Jersey Red Dogs (AFL)

Wide Receivers/Quality Control .....1998

#### P.K. Yonge High School (Fla.)

Assistant Coach/Defensive Coordinator .....1997-98

The 32-year-old was on the Ravens' coaching staff for each of the last four seasons, including the 2006 campaign in which Baltimore posted a 13-3 record and won the AFC North. He was Baltimore's assistant quarterbacks coach in 2007 after serving as its assistant quarterbacks/wide receivers coach from 2005-06 and working as an offensive assistant in 2004.

Although injuries forced the Ravens to use three different starting quarterbacks in 2007, they finished sixth in the NFL in interception percentage (2.5) with Fisch assisting Rick Neuheisel in the instruction of the club's passers. Kyle Boller and rookie Troy Smith, filling in for injured veteran Steve McNair, combined to throw only one interception in the Ravens' final three games.

As assistant quarterbacks/wide receivers coach with the Ravens in 2006, Fisch worked with a team that won the AFC North and posted the best regular-season record (13-3) in club history while earning its first-ever playoff bye. McNair received Pro Bowl honors during his first season in Baltimore after setting a franchise record for completion percentage (63.0 / 295-of-468). Additionally, Fisch helped wide receivers Derrick Mason (68 rec.) and Mark Clayton (67 rec.) form one of four wideout tandems in the AFC that featured two players with at least 65 catches.

Fisch also contributed to a Ravens offense in 2006 that ranked first in the NFL in time of possession (32:49), second in sacks allowed (17) and ninth in pass completions (328).

In 2005, Fisch was in his first year as Baltimore's assistant quarterbacks/wide receivers coach and was involved in the development of Clayton, who set franchise rookie records for both receptions (44) and receiving yards (471) that year. Mason also recorded the first 1,000-yard receiving season (1,073) by a Raven in four years, and Baltimore tied for third in the NFL in fewest dropped passes (19) according to STATS, Inc.

After beginning his NFL coaching career on the defensive side of the ball, Fisch served as an offensive assistant with Baltimore in 2004 during his first year with the team. The Ravens were the only club in the league to not turn the ball over in the red zone and finished the season with a 9-7 record.

Fisch spent his first three seasons (2001-03) in the NFL with Houston after Head Coach Dom Capers made him the Texans' third hire in 2001. He worked on both sides of the ball that year, handling administrative duties to help the Texans prepare for their inaugural season.

During the Texans' opening season in 2002, Fisch was a defensive quality control coach and assisted with the instruction of the club's linebackers. Jay Foreman and Jamie Sharper excelled at the position with both players registering 137 tackles to tie for sixth in the NFL.

Following an aortic aneurysm, Fisch handled off-the-field duties for the Texans in 2003 with his responsibilities including opponent tape breakdown and game analysis.

A graduate of the University of Florida with a bachelor's degree in criminology, Fisch worked with his alma mater's football program for two seasons as a graduate assistant from 1999-2000 while obtaining a master's degree in sports management. He assisted Head Coach Steve Spurrier and the rest of the Gators' coaching staff during those two seasons, helping the team advance to the Citrus (1999) and Sugar Bowls (2000) in addition to winning the Southeastern Conference championship in 2000.

Fisch, who served as an assistant coach and defensive coordinator at P.K. Yonge High School in Gainesville, Fla., from 1997-98 as an undergraduate, began his professional coaching career in 1998 with the Arena Football League's New Jersey Red Dogs. He coached the team's wide receivers and handled quality control duties for both offense and defense while working under Head Coach John Hufnagel, who was a Broncos quarterback from 1973-75.

Born May 5, 1976, in Livingston, N.J., Fisch is a graduate of Hanover Park High School in East Hanover, N.J. He is married to Amber, and the couple has one daughter, Zaylee.





## CHARLIE JACKSON

### DEFENSIVE ASSISTANT

Charlie Jackson enters his second season as a defensive assistant with the Denver Broncos in 2008 and his third overall year as an NFL assistant coach. Jackson, who coached with the Green Bay Packers in 2005, brings a vast array of leadership, management and coaching experience to the

Broncos' staff.

In his first year with the Broncos during the 2007 campaign, Jackson coached a defense that ranked as one of the NFL's best at creating turnovers and led the AFC while ranking third in the NFL with 34 forced fumbles. The Broncos' defense also was one of the league's strongest against the pass, ranking seventh in the NFL in passing yards per game (193.4), while helping to produce 20 takeaways over the final half of the year that tied for third in the league.

Jackson joined the Broncos from Utah State University, where he spent 2006 as special assistant to the head coach. He was hired by the Aggies following a brief stint as defensive coordinator at the University of Buffalo of the Mid-American Conference.

As a defensive assistant for the Packers in 2005, Jackson helped Green Bay's defense improve in nearly every defensive category from the previous year. He worked with a defense that improved from 25th to first in the NFL against the pass (167.5 ypg.) and a unit that ranked seventh in the league in overall defense (293.1 ypg.) after it also ranked 25th the previous season.

Jackson joined the Packers after working as assistant defensive backs coach and recruiting coordinator at his alma mater, the United States Air Force Academy, in 2004. He was a volunteer assistant at UCLA from 2002-03, working with defenses that helped the Bruins to consecutive bowl appearances.

Before entering the coaching arena, Jackson was a commissioned officer in the United States Air Force. He ascended to the rank of captain while being stationed for more than two years at Los Angeles Air Force Base after serving as a minority officer recruiter at Florida State University.

An exceptional athlete, Jackson lettered three times (1997-99) in football as a defensive back at Air Force and also competed on the indoor track and field team for two seasons.

Following his senior football season at Air Force, Jackson was selected by his teammates as a permanent team captain. He also received Air Force football's highest honor, the Brian Bullard Award, as the player who displays unselfishness, pride in his role, total team commitment and 110 percent effort. Jackson helped Air Force become a consistent member of the Top 25 and was part of its 12-1 team in 1998 that captured the Western Athletic Conference Championship and finished ranked 10th in the *USA Today* Coaches Poll.

He graduated from the U.S. Air Force Academy with a bachelor's degree in management in 2000 and earned a master's degree in management and sports studies from Long Beach State University in 2003.

At Macon County High School in Montezuma, Ga., Jackson was Georgia Class A football Defensive Player of the Year (*Atlanta Journal-Constitution*) and was on the Georgia academic all-state team.

Jackson was born on Nov. 4, 1976, in Vienna, Ga. He is married to Gina, and they reside in Aurora, Colo.

### COACHING EXPERIENCE

3rd NFL Season (2nd with Broncos)

#### Denver Broncos

Defensive Assistant .....2007-08

#### Utah State University

Special Assistant to the Head Coach .....2006

#### University of Buffalo

Defensive Coordinator .....2006

#### Green Bay Packers

Defensive Assistant/Quality Control .....2005

#### U.S. Air Force Academy

Assistant Def. Backs/Recruiting Coord. ....2004

#### UCLA

Volunteer Assistant .....2002-03



## BILL JOHNSON

### DEFENSIVE LINE

Bill Johnson enters his second season as defensive line coach for the Broncos in 2008, and the eighth-year NFL coach will work with Jacob Burney in instructing a talented Denver defensive front. Johnson, who has 28 combined years of coaching experience at the professional and collegiate levels, officially joined the Broncos' staff on Jan. 17, 2007.

Johnson joined the Broncos after working as the Atlanta Falcons' defensive line coach for six seasons (2001-06). He spent his first 21 years in coaching as a college assistant and has worked at major Division I-A programs such as Texas A&M University (1992-99), the University of Arkansas (1990-91, 2000) and the University of Miami (1987).

During his first year on the Broncos' staff in 2007, Johnson instructed a defensive line that led the AFC (T-2nd in NFL) with nine takeaways as his group totaled seven fumble recoveries and two interceptions. Second-year defensive end Elvis Dumervil tied for sixth in the NFL with 12.5 sacks, which were the most by a Bronco in eight seasons, and tied for the league lead in takeaways (4) among defensive

linemen. Johnson also oversaw the development of defensive end Tim Crowder, whose four sacks tied for fifth among league rookies.

Instructing the Falcons' defensive line from 2001-06, Johnson helped the club post the seventh-highest sack total in the NFL (3rd in NFC) with 242 quarterback takedowns during that period. Atlanta twice ranked in the league's top 10 in both fewest rushing yards per game and fewest rushing yards per carry allowed, doing so during the 2004 and 2006 campaigns.

Johnson also instructed two Pro Bowl selections during his time with Atlanta in defensive end Patrick Kerney (2004) and defensive tackle Rod Coleman (2005). Coleman's 28 sacks under Johnson's tutelage from 2004-06 marked the highest total by an NFL defensive tackle and were 7.5 more than the next closest player. Kerney tied for ninth in the league with 53 sacks while working with Johnson from 2001-06 and three times recorded at least 10 sacks in a season (2001-02 and '04).

In 2006, he helped Atlanta rank ninth in the NFL in rushing defense (103.6 ypg.) to mark the club's lowest such figure since 1998. The Falcons ranked sixth in the league in yards per carry (3.8) in 2006, also their best average in eight years.

Johnson's defensive line with Atlanta in 2005 was led by Coleman, who earned the first Pro Bowl selection of his career and led all NFL defensive tackles with 10.5 sacks. Johnson's group also helped Atlanta lead the NFL in third-down defense (30.2%) that year.

Atlanta reached the NFC Championship Game during the 2004 season and featured a Johnson-led defensive line that paved the way for the club to lead the NFL in sacks (48) for the first time in franchise history and tie for eighth in the league in run defense (105.1 ypg.). Kerney ranked fourth in the league with a career-best 13 quarterback takedowns to earn Pro Bowl honors while Coleman tied for the most sacks (11.5) among all NFL interior linemen that season.

The Falcons' 47 sacks in 2002 tied for the second most in a season in club annals, and the team was led by Kerney's second consecutive season with a double-digit sack total (12).

Johnson joined the Falcons in 2001 after working the previous 21 seasons as a collegiate assistant. His most recent collegiate job was at Arkansas, where he completed his second stint with the Razorbacks as their defensive line coach in 2000.

Johnson's longest collegiate coaching stint occurred at Texas A&M, where he spent eight seasons (1992-99) as its defensive line coach under Head Coach R.C. Slocum. Johnson helped the Aggies advance to six bowl games (3 Cotton Bowls, 2 Alamo Bowls and 1 Sugar Bowl), earn three conference championships (2 Southwest Conference, 1 Big 12 Conference) and finish ranked in the Top 10 three times. He instructed nine defensive linemen who were selected in the NFL Draft in eight seasons at Texas A&M.

The Aggies were crowned SWC champions with Johnson coaching their defensive line in 1992 and 1993, finishing those seasons ranked seventh and eighth respectively in the nation. His defensive line also was a key part of Texas A&M's 1998 team that won the Big 12 title.

Individually, Johnson instructed defensive lineman Sam Adams, who was a consensus All-American at Texas A&M in 1993 and was selected as the national defensive player of the year by *Sports Illustrated*. Adams, who had 10.5 sacks in 1993, was chosen by the Seattle Seahawks with the eighth overall pick in the 1994 NFL Draft. He also coached Brandon Mitchell in 1995 as the Texas A&M defensive lineman earned first-team All-America honors (Walter Camp).

Johnson came to Texas A&M after coaching the defensive lines of Arkansas (1990-91) and Louisiana Tech University (1988-89).

As a graduate assistant under Head Coach Jimmy Johnson at Miami in 1987, Johnson primarily worked with the Hurricanes' linebackers on a team that went 12-0 and was voted National Champions after a victory over top-ranked Oklahoma in the Orange Bowl.

Before joining Miami's coaching staff, Johnson spent two years as an assistant at McNeese State University (Lake Charles, La.) coaching the school's outside linebackers in 1986 and its defensive line in 1985. He entered the coaching profession as a graduate assistant at his alma mater, Northwestern State University (Natchitoches, La.), in 1980 and served in that capacity for two seasons before coaching defensive ends/linebackers at the school from 1982-84.

Johnson was a four-year letterwinner and two-year starter in football at Northwestern State. He was born on June 23, 1955, and he and his wife, Dawn, have two children: Billy, 17, and Abby, 16.

### JOHNSON'S COACHING EXPERIENCE

8th NFL Season (2nd with Broncos)

#### Denver Broncos

Defensive Line .....2007-08

#### Atlanta Falcons

Defensive Line .....2001-06

#### University of Arkansas

Defensive Line .....2000

#### Texas A&M University

Defensive Line .....1992-99

#### University of Arkansas

Defensive Line .....1990-91

#### Louisiana Tech University

Defensive Line .....1988-89

#### University of Miami

Graduate Assistant .....1987

#### McNeese State University

Outside Linebackers .....1986

Defensive Line .....1985

#### Northwestern State University

Defensive Ends/Linebackers .....1982-84

Graduate Assistant .....1980-81




**PAT MCPHERSON**
**TIGHT ENDS**

Pat McPherson enters his 11th season on the Denver Broncos' coaching staff in 2008 and his second year as the club's tight ends coach. Before being named to that position, he spent four years (2003-06) as quarterbacks coach for the Broncos and also served as an offensive assistant (1999-2002)

and defensive assistant (1998) for the franchise.

During his first year as Denver's tight ends coach in 2007, McPherson oversaw the development of second-year tight end Tony Scheffler, whose 47 catches (512 yds.) during the final 11 weeks of the season tied for the fourth most among his position group. He also coached Daniel Graham with the veteran further solidifying himself as one of the best blocking tight ends in the NFL, helping Denver rank fifth in the league in yards per rush (4.6).

McPherson's promotion to quarterbacks coach in 2003 coincided with Denver's signing of Jake Plummer, who became one of the NFL's elite players at his position during four seasons with the Broncos. Plummer's 39-15 regular-season record (.722) from 2003-06 with McPherson as his position coach marked the fourth-best winning percentage among all NFL signal callers. The quarterback also compiled a +24 touchdown-to-interception ratio (71-47) under McPherson, a significant improvement from the -24 ratio (90-114) he had in his first six seasons with the Cardinals.

In addition, Plummer concluded his career with Denver as its all-time leader in passer rating (84.3) and surrendered the sixth-fewest sacks (69) in the NFL from 2003-06 (min. 1,000 passes).

McPherson in 2006 helped ease rookie quarterback Jay Cutler's transition into the NFL as the first round draft choice started Denver's final five games and made league history in the process. Cutler became the first rookie in NFL history and one of only two players in league annals to throw at least two touchdown passes in each of his first four games while posting the second-highest touchdown percentage (6.6) by an NFL rookie since the 1970 merger (min. 125 passes).

Plummer took his game to new levels under McPherson in 2005, leading Denver to a 13-3 record, an AFC West title and a berth in the AFC Championship Game while throwing for 3,366 yards. Starting every game, Plummer's grasp of the offense helped Denver rank No. 1 in the NFL with a franchise-low 16 take-aways and resulted in him being chosen as a Pro Bowl alternate. He ranked second in the league in interception percentage (1.5), throwing only seven in 456 attempts and going 229 consecutive attempts without an interception for the fourth-longest streak in the NFL since 1996.

McPherson's teaching continued to have a positive impact on Plummer in 2004 as the quarterback set a Broncos single-season record for passing yards (4,089) while tying the team's record for most touchdown passes (27) in a season and directing the AFC's No. 3 pass offense (249.9 ypg.). Additionally, the signal-caller posted 499 passing yards against the Falcons (10/31/04) for the highest single-game total in franchise history and was sacked only 15 times to shatter the club's single-season record.

In 2003, McPherson helped Plummer, in his first year as Denver's starting quarterback, complete 189-of-302 passes for 2,182 yards and a career-best 15:7 touchdown-to-interception ratio to rank fifth in the NFL with a 91.2 passer rating. Plummer guided the team to a 9-2 record in his 11 starts and won more games in his first season as the Broncos' quarterback than anyone since Craig Morton directed Denver to 12 wins in 1977.

In 2002 as Denver's offensive assistant, McPherson coached on an offense that ranked third in the NFL (380.6 ypg.) and featured the NFL Offensive Rookie of the Year in running back Clinton Portis (1,508 yds.). He worked as an assistant with a Denver offense in 2001 that set club records for total yards (6,554), passing yards (4,243) and first downs (383).

During his first year working with Denver's offense in 1999, McPherson was involved in the production of a unit that featured a 3,000-yard passer (Brian Griese), two 1,000-yard receivers (Ed McCaffrey and Smith) and a 1,000-yard rusher (Olandis Gary). He earned a Super Bowl ring a year earlier with Denver as its defensive assistant, coaching a unit that was third in the NFL against the run (80.4 ypg.).

McPherson, 39, was hired by the Broncos on April 7, 1998, following a four-year coaching stint at his high school alma mater, Bellarmine College Prep, in San Jose, Calif. In addition to coordinating the defense and coaching the inside linebackers, his duties included teaching English, algebra and physical fitness at the school.

At Bellarmine, the football team compiled a record of 35-11, won three consecutive league titles and made one section championship appearance as well as two semifinal appearances. He also gained valuable coaching experience volunteering with the San Francisco 49ers in 1996, serving in a defensive qual-

**COACHING EXPERIENCE**
*12th NFL Season (11th with Broncos)*
**Denver Broncos**

Tight Ends	.....2007-08
Quarterbacks	.....2003-06
Offensive Assistant	.....1999-2002
Defensive Assistant	.....1998

**Bellarmine College Prep (Calif.)**

Defensive Coordinator/Inside Linebackers	.....1994-97
--	--------------

**San Francisco 49ers**

Defensive Quality Control (Volunteer)	.....1996
---------------------------------------	-----------

ity control capacity for the club.

McPherson holds a bachelor's degree in English and an MBA from Santa Clara, where he captained the football team and was voted Most Inspirational Player as an inside linebacker during his senior season of 1992. He began his collegiate career in 1987 at UCLA, where he received the Charles Pike Award, which recognizes the school's outstanding freshman football player. McPherson signed with the 49ers as a rookie free agent in 1993 and participated in three preseason games, including one against the Broncos at Mile High Stadium.

A native of San Jose, Calif., McPherson was an all-state and All-America inside linebacker at Bellarmine College Prep and earned Scholar-Athlete of the Year honors as a senior. He was voted captain of the North team in California's North-South Shrine Game played at the Rose Bowl. In April 2004, McPherson was inducted into Bellarmine's Athletic Hall of Fame.

McPherson worked with the National Multiple Sclerosis Society in Santa Clara, Calif., in 1994, organizing and implementing the chapter's largest fund-raising event, the 1994 MS Walk. His father, Bill McPherson, coached in the NFL for 21 years and worked as a personnel consultant for the San Francisco 49ers before retiring in February 2005.

McPherson was born on April 15, 1969, in Santa Clara, Calif. He and his wife, Shannon, reside in Littleton, Colo., and have two sons: Jackson Montana and Grayson Hunter.


**JIM RYAN**
**LINEBACKERS**
**COACHING EXPERIENCE**
*4th NFL Season (4th with Broncos)*
**Denver Broncos**

Linebackers	.....2008
Offensive Assistant	.....2007
Defensive Assistant	.....2005-06

**Regis Jesuit High School (Colo.)**

Head Coach	.....2002-04
Volunteer Assistant	.....2000-01

unteer defensive assistant in mid-November of 2004, spent last year as an offensive assistant after a two-year stint as a defensive assistant for the NFL franchise.

Working on the offensive side of the ball for the first time in his NFL coaching career in 2007, Ryan served as the Broncos' offensive assistant and helped the team rank fourth in the NFL with a 5.7 yards per play average. That figure also represented the sixth-best single-season average in club history.

He coached as a defensive assistant for the Broncos from 2005-06. During that two-year period, the Broncos were fourth in the NFL in scoring defense (17.6 ppg.) and tied for fourth in the league in take-aways (66).

Ryan was a defensive assistant with a 2006 Broncos team that finished the season tied for eighth in the NFL in scoring defense (19.1 ppg.). Denver allowed the fewest touchdowns (2) through its first six games of any franchise since 1934 and was particularly stingy in the red zone, ranking seventh in the NFL (44.4%) in opponent touchdown percentage inside the 20-yard line.

In 2005, Ryan served as a defensive assistant on a Broncos team that went 13-3, captured the AFC West title and advanced to the AFC Championship Game. Denver's defense was one of the strongest in the NFL against the run, ranking second in the league in that category (85.2 ypg.), and tied for third in the league in points allowed (16.1 ppg.).

For the latter part of 2004, Ryan worked with a Broncos defense that finished the year ranked third in the AFC (4th in NFL) in surrendering an average of only 278.7 yards per game. He primarily assisted Defensive Coordinator Larry Coyer in coaching the team's linebackers as the unit played an integral role in securing the franchise's second consecutive playoff berth.

Before joining the Broncos, Ryan served as the head football coach at Regis Jesuit High School (5A) in Aurora, Colo., from 2002-04 after working as a volunteer assistant with the school from 2000-01. As head coach, Ryan led Regis to a 14-2 record in conference play, including a 5-0 mark in 2002. He was named the Denver Broncos High School Coach of the Week in October of 2002 after guiding Regis to four consecutive conference victories that clinched a playoff berth for the school.

Ryan previously worked as president of the Denver Broncos Youth Foundation from 1992-95. In that position, he helped establish the Denver Broncos Academy as an alternative educational institution for troubled youth. Ryan also has been involved with sports broadcasting, hosting a sports talk show on KFFN-AM 950 and providing commentary for radio broadcasts of University of Colorado football and men's basketball games.

During his distinguished NFL playing career that began as an undrafted free agent in 1979, Ryan played 150 career regular-season games (91 starts) for the Broncos at all four linebacker positions and

intercepted five career passes (41 yds.). Denver's leading tackler in 1987 with 125 stops, Ryan was a key player on the teams that advanced to Super Bowls XXI and XXII during the 1986 and '87 seasons, respectively. He finished his career second among active Broncos in games played while his 84 consecutive games played streak was the fourth longest in club history.

Ryan earned a bachelor's degree in business management from William and Mary, where he was a four-year letterman at linebacker and named the conference's Player of the Year following an outstanding senior season. He later earned a master's degree in business administration from the University of Denver.

Ryan and his wife, Sara, have three sons—James Benjamin (3/29/86), Jonathan Charles (7/8/87) and Samuel Paul (4/11/90)—and reside in Centennial, Colo. Ryan's oldest son, Ben, played linebacker at Air Force Academy while Jon is in his senior year as a linebacker at Wheaton College in Wheaton, Ill. Sam in 2008 begins his freshman year studying film at Texas Christian University.

James Joseph Ryan was born on May 18, 1957, in Bellmawr, N.J., and attended Bishop Eustace High School in Pennsauken, N.J.



## GREG SAPORTA

### ASST. STRENGTH AND CONDITIONING

Greg Saporta enters his 14th season as assistant strength and conditioning coach for the Denver Broncos in 2008. He and Dwayne Chandler assist Strength and Conditioning Coach Rich Tuten in coordinating the year-round strength and conditioning program for the National Football League franchise.

Saporta came to Denver in 1995 from the University of Florida, where he had two separate stints as an assistant strength coach under Tuten. He originally began his career as a student assistant at Florida in 1981 and became assistant strength coach in 1985. Saporta held that position until 1988 when he went to the University of North Carolina to assume the same position from 1988-92, once again working with Tuten, who had been named strength director at the school.

Saporta, 51, returned to Florida in 1992 to resume his position as assistant strength coach, which he held until April 1995 when he joined the Broncos' staff. During his initial stay in Gainesville, Fla., Saporta served on the same staff as Broncos Head Coach Mike Shanahan, who was the Gators' offensive coordinator at the time.

Saporta, originally from Manhattan, N.Y., received a bachelor's degree in physical education with a concentration in exercise physiology from Florida in 1985. He previously attended Buffalo State University in New York, where he lettered for two years in football and rugby while also competing on its track team.

Saporta was born on Feb. 18, 1957. He and his wife, Nancy, reside in Lone Tree, Colo.



## RYAN SLOWIK

### ASSISTANT DEFENSIVE BACKS

Ryan Slowik enters his fourth season on the Denver Broncos' coaching staff in 2008 and his first year as assistant defensive backs coach for the National Football League franchise. Slowik began his NFL coaching career with Denver in 2005 as a defensive assistant and served in that capacity for two seasons before working as a special teams assistant in 2007.

In 2007, Slowik assisted veteran NFL special teams coordinator Scott O'Brien in the instruction of the Broncos' special teams, which played a key role in several Denver victories. Kicker Jason Elam became the first kicker since the 1970

NFL merger to convert four walk-off, game-winning field goals in the same season with two in regulation and two in overtime while a punt return for a touchdown sparked the Broncos' *Monday Night Football* win against Tennessee.

As a defensive assistant for Denver in 2006, Slowik worked closely with the club's defensive backs, including perennial Pro Bowl choice Champ Bailey. The cornerback was the runner-up for the 2006 Associated Press Defensive Player of the Year award after tying for the NFL lead with 10 interceptions.

### COACHING EXPERIENCE

14th NFL Season (14th with Broncos)

#### Denver Broncos

Asst. Strength and Conditioning .....1995-2008

#### University of Florida

Assistant Strength .....1992-95

#### University of North Carolina

Assistant Strength .....1988-92

#### University of Florida

Assistant Strength .....1985-88

Student Assistant Strength .....1981-84

In his first year on the Broncos' coaching staff in 2005, Slowik was a defensive assistant on a club that went 13-3 and won the AFC West title en route to advancing to the AFC Championship Game. He primarily assisted with the instruction of the Broncos' defensive backs, who in 2005 helped the team post its highest interception total (20) in four seasons.

Slowik, 27, worked as a student assistant secondary coach for the University of Wisconsin-Oshkosh in 2004 after an injury ended his playing career for the school. His secondary played a key role in the Titans posting the ninth best turnover margin (+1.5) in Division III during the 2004 season.

A former strong safety, Slowik started eight games for UW-Oshkosh during the 2002 and '03 seasons, totaling 62 tackles. He began his collegiate playing career at Youngstown State in Youngstown, Ohio, before transferring to UW-Oshkosh.

Slowik's father, Bob, is in his fourth season on the Broncos' coaching staff in 2008 and serves as the club's defensive coordinator.

Slowik was born on Dec. 27, 1980, in Gainesville, Fla., and was raised in Chicago.

### SLOWIK'S COACHING EXPERIENCE

4th NFL Season (4th with Broncos)

#### Denver Broncos

Assistant Defensive Backs .....2008  
Special Teams Assistant .....2007  
Defensive Assistant .....2005-06

#### University of Wisconsin-Oshkosh

Student Assistant Secondary Coach .....2004



## BOBBY TURNER

### RUNNING BACKS

Bobby Turner begins his 14th season as the Denver Broncos' running backs coach in 2008. Turner, who entered the NFL's coaching ranks when he joined Denver's staff in 1995, also worked for 20 years as a college assistant and has 36 combined years of coaching experience at the professional, collegiate and high school levels.

In his final collegiate coaching stop before moving to the NFL, Turner served as assistant head coach, offensive coordinator and running backs coach at Purdue University from 1991-94. Turner was the running backs coach at Ohio State University from 1989-90, a period when the Buckeyes went to two bowl games and had one of the best running games in the Big Ten Conference.

Before his stint at Ohio State, Turner coached the running backs at Fresno State University (1983-88) and at his alma mater, Indiana State University. He accepted a position coaching Indiana State's running backs and quarterbacks in 1975 and also worked as the team's strength and conditioning coordinator that season. Turner was Indiana State's defensive backs coach as well as its strength and conditioning coordinator from 1976-77 before working as the team's running backs coach and special teams coordinator from 1978-81. In his final year at Indiana State in 1982, he coached defensive backs and served as special teams coordinator.

Turner, 59, began his coaching career at Haworth High School in Kokomo, Ind., where he was an assistant coach with the football and basketball teams from 1972-74.

Turner enjoyed a fine career as an all-conference defensive back at Indiana State, where he played both football and basketball. He tied the school's single-season record as a sophomore by recording nine of his 16 career interceptions, including two returned for touchdowns.

He earned a bachelor's degree in health and physical education from Indiana State in 1972 before receiving a master's degree in education/administration from the school in 1976. Turner was born on May 6, 1949, in Midway, Ala., and grew up in East Chicago, Ind.

Bobby and his wife, Kimberly, have three daughters—Nacole, Krishana and Kiaana—and make their home in Centennial, Colo.

### COACHING EXPERIENCE

14th NFL Season (14th with Broncos)

#### Denver Broncos

Running Backs .....1995-2008

#### Purdue University

Asst. Head Coach/Offensive Coordinator/  
Running Backs .....1991-94

#### Ohio State University

Running Backs .....1989-90

#### Fresno State University

Running Backs .....1983-88

#### Indiana State University

Defensive Backs/Special Teams Coordinator .....1982  
Running Backs/Special Teams Coordinator .....1978-81  
Defensive Backs/Strength and Conditioning .....1976-77  
Running Backs/Quarterbacks/  
Strength and Conditioning .....1975

#### Haworth High School (Ind.)

Assistant Coach .....1972-74

### DID YOU KNOW?

The Broncos have totaled an NFL-best 93 individual 100-yard rushing games by 12 different players in the regular season since 1995.



## RICH TUTEN

### STRENGTH AND CONDITIONING

Rich Tuten enters his 14th season as the Denver Broncos' strength and conditioning coach in 2008. He coordinates the club's year-round strength and conditioning program with assistance from Dwayne Chandler and Greg Saporta.

Under his guidance during the Mike Shanahan regime, Tuten's offseason strength and conditioning program has become a model among NFL franchises. It has been overwhelmingly successful, not only in terms of attendance by Broncos players but in their performance on the field as the Broncos were able to capture back-to-back World Championships (1997-98), three AFC West titles (1996, '98, 2005) and seven playoff appearances (1996-98, 2000, '03-05) in the last 13 seasons.

Tuten came to the Broncos in 1995 from the University of Florida, where he was the director of strength and conditioning from 1980-87 and also from 1993-94. He was the athletic strength director at the University of North Carolina from 1988-92.

While at both schools, Tuten supervised the strength and conditioning programs for every intercollegiate sport. With Florida, he also served as the head strength and conditioning coach for the nationally ranked Gators football team. At North Carolina, Tuten helped the Tar Heels make major advancements in their strength and conditioning program, enabling them to compete with the top college programs in the nation.

Tuten, 54, has coached with three current members of the Broncos' coaching staff at the college level. He worked with Head Coach Mike Shanahan and Defensive Coordinator Bob Slowik at Florida in the early 1980s and with his assistant Greg Saporta at both Florida and North Carolina from 1981-94.

A 1978 Clemson University graduate, Tuten was a three-year letterman and starting nose guard for the Tigers. He was named to the All-America Strength Team in 1978 and was part of the 1978 ACC champion Tiger squad. Tuten registered nine tackles and three sacks against Maryland that season to help clinch the conference title, and he earned ACC Defensive Player of the Week honors for his efforts.

Tuten received a bachelor's degree in therapeutic recreation from Clemson in 1978.

Born on Dec. 30, 1953, Tuten attended Wakefield High School in Arlington, Va., where he participated in football, wrestling and track. He is a native of Columbia, S.C.

He and his wife, Donna, reside in Highlands Ranch, Colo., and have two sons: Will and Matt. Will received both his bachelor's and master's degrees from Gardner-Webb University and played wide receiver at the school. Matt is in his second year at the University of Pennsylvania and is working toward a degree in business from the Wharton Business School. He plays wide receiver for Penn's football team.

### COACHING EXPERIENCE

14th NFL Season (14th with Broncos)

#### Denver Broncos

Strength and Conditioning ..... 1995-2008

#### University of Florida

Director of Strength and Conditioning ..... 1993-94

#### University of North Carolina

Athletic Strength Director ..... 1988-92

#### University of Florida

Director of Strength and Conditioning ..... 1980-87

## FOOTBALL OPERATIONS



## JEFF GOODMAN

### ASSISTANT GENERAL MANAGER

Jeff Goodman enters his first season as assistant general manager for the Denver Broncos in 2008 after being promoted to that position on Feb. 8, 2008. He is in his third overall season with the Broncos, having spent the previous two years as a college scout evaluating the Southeast region for the NFL franchise.

As assistant general manager, Goodman oversees the Broncos' pro personnel department. He is directly involved with salary cap management, contract negotiations and short and long-range planning with respect to roster management and the NFL Draft.

Before joining the Broncos, Goodman gained considerable experience in contract negotiations during three years as an associate in the law firm of Balch & Bingham LLP in Birmingham, Ala. In that capacity, he worked in the firm's litigation section and its sports agency and regulation practice area.

Goodman, 30, received a juris doctorate degree in 2003 from Florida State University, where he graduated with magna cum laude honors. He graduated in three years from the University of Florida with a bachelor's degree in business management in 2000.

In June 2008, Goodman was selected to participate in Stanford University's NFL Program for Managers. The weeklong seminar was held at the university's Graduate School of Business.

A former wide receiver at Florida, Goodman was a member of the Gators' football team from 1998-99. He also competed on Rice University's football team as a freshman in 1997.

Goodman is a graduate of Holmes County High School in Bonifay, Fla., and is the son of Broncos Vice President of Football Operations/Player Personnel Jim Goodman. Jeff is married to Marissa, and the couple has one daughter, Savannah Brook Goodman.



## BRIAN XANDERS

### ASSISTANT GENERAL MANAGER

Brian Xanders enters his first year with the Denver Broncos as the club's assistant general manager. He joined the Broncos on May 5, 2008, after spending the last 14 NFL seasons with the Atlanta Falcons.

Xanders serves as a contributor in player personnel, salary cap management, contract negotiations and football operations for the Broncos. He assists with player personnel evaluations and acquisition execution with regards to pro personnel. He also evaluates players at assigned positions of need for the NFL Draft.

The 37-year-old also is responsible for the strategic planning of the Broncos' salary cap and cash management in addition to his liaison duties for football operations, logistics, video, information technology and field/turf.

Xanders worked with the Falcons in a variety of capacities, including player personnel, coaching, salary cap management, information technology and business management. He was a member of the Falcons' coaching staff on their 1998 team that became the first in franchise history to earn a Super Bowl berth (XXXIII).

Selected by the Falcons to attend Stanford University's NFL Program for Managers in 2005, Xanders has given speeches at multiple universities on labor economics, football administration and player personnel issues.

A former middle linebacker who played for Bobby Bowden at Florida State University, Xanders was a member of four bowl-winning teams with the Seminoles that had a 42-7 combined record. He was an All-Atlantic Coast Conference academic team selection and graduated from FSU with a bachelor's degree in business management along with a master's degree in business administration.

Xanders and his wife, Amy, reside in Aurora, Colo., with their two children—Reid (5) and Mary Claire (2).

### DID YOU KNOW?

The Broncos own a 21-3 (.875) record in home openers since 1984, marking the best such mark in the NFL during that time. Denver enters the 2008 season having won its last eight home openers.

## BRONCOS SCORING STREAK

The Broncos enter the 2008 season on a 245-game scoring streak in the regular season that is the longest active streak in the NFL. The streak, which began on Nov. 30, 1992, at Seattle, also is the fourth-longest of its kind in league annals. Below is a breakdown of when Denver scored its first points during the streak.

### DENVER'S 245-GAME REGULAR-SEASON SCORING STREAK

Year	Gms.	1st Pos./Ret.	1st Qtr.	2nd Qtr.	3rd Qtr.	4th Qtr.
1992	5	0	3	0	2	0
1993	16	7	8	6	1	1
1994	16	3	7	9	0	0
1995	16	7	10	5	1	0
1996	16	9	15	1	0	0
1997	16	5	12	4	0	0
1998	16	9	15	1	0	0
1999	16	8	11	2	3	0
2000	16	8	11	5	0	0
2001	16	4	9	7	0	0
2002	16	7	11	5	0	0
2003	16	8	12	3	1	0
2004	16	6	11	5	0	0
2005	16	7	10	6	0	0
2006	16	2	6	9	1	0
2007	16	6	10	4	1	1
<b>TOTALS</b>	<b>245</b>	<b>96</b>	<b>161</b>	<b>72</b>	<b>10</b>	<b>2</b>





## MIKE BLUEM

### DIRECTOR OF FOOTBALL ADMINISTRATION

Mike Bluem is in his 14th season with the Denver Broncos' organization in 2008 and begins his fourth year as the club's director of football administration. Bluem spent his first five years with the Broncos as a college scouting assistant before being promoted to coordinator of college scouting operations in 2000. He took on additional responsibilities with the salary cap in 2001 when he was named coordinator of football administration, a position he held until 2005 when he was promoted to director of football administration.

Bluem came to the Broncos as an intern in 1995, assisting in the College Scouting Department and helping to design and implement the Broncos' computerized Player Personnel System.

Bluem's current responsibilities include negotiating player contracts; managing the salary cap, including forecast analysis of future years as well as compliance with the Collective Bargaining Agreement and NFL Player Personnel rules; and assisting in other areas of player personnel.

Bluem, 35, previously held a position with the Liberty University (Lynchburg, Va.) baseball team, assisting in computer-related areas, including statistics management.

A native of Lewisville, Texas, Bluem earned his bachelor's degree in sports management from Liberty University in 1995. He attended high school at Temple Christian Academy in Lewisville.

Mike and his wife, Shelley, along with their 2-year-old twin children, Zackary and Kylie, make their home in Highlands Ranch, Colo.



## EUGENE ARMSTRONG

### COLLEGE SCOUT

Eugene Armstrong enters his second season as a college scout with the Denver Broncos in 2008 and evaluates the Southwest and West regions for the franchise. He joined the Broncos after spending seven years (2000-06) working in the Houston Texans' personnel department, including his final three seasons with the club as a college scout evaluating the Southwest and Midwest regions.

Armstrong was hired by the Texans in 2000 as a scouting intern and was promoted to a college scouting assistant in 2002 for the franchise's inaugural season. In that capacity, he maintained the club's college database and reviewed

prospect tapes while scouting the states of Texas, Louisiana and Oklahoma.

Armstrong earned a bachelor's degree in business administration from the University of Tulsa, where he played safety for the Golden Hurricanes.

Born on Jan. 15, 1977, Armstrong played football and baseball at Elsik High School in Houston, where he currently resides. He has a daughter, Shelbi, and is married to the former Kimberly Anderson.



## BOBBY BEERS

### COLLEGE SCOUT

Bobby Beers begins his fifth full season as a college scout with the Denver Broncos in 2008 and evaluates the West region for the club. Beers joined the Broncos' scouting department during the 2003 season.

Beers, 35, entered the NFL ranks after working for the Arena Football League's Colorado Crush during its inaugural 2003 season. Beers was heavily involved in all areas of the Crush's personnel and coaching activities. His responsibilities ranged from coordinating the offense to personnel and included the hiring of team staff.

From 2000-02, he coached wide receivers and quarterbacks for NFL Europe's Berlin Thunder while also assisting with its passing game. The Thunder was among the league leaders in passing during his tenure, and his efforts helped Berlin capture consecutive World Bowl titles (2001-02).

After beginning his coaching career in the high school ranks at Columbia Falls High School in Columbia Falls, Mont., as its offensive coordinator and working with the defensive secondary, Beers moved on to be a graduate assistant at San Jose State University in 1997 instructing its defensive backs. He then coached the secondary at Montana State University from 1998-99.

A 1996 graduate of Western Montana College (currently known as the University of Montana-Western) with a bachelor's degree in education, Beers was a three-time all-conference wide receiver as well as an All-America selection for the school. He also handled various special teams duties as a player, including kickoff returner, punt returner and punter.

Beers was inducted into UM-Western's Athletic Hall of Fame in 2005.

Beers, born on March 5, 1973, was selected all-conference as a wide receiver at Missoula Hellgate High School in Missoula, Mont. He and his wife, Cindy, have a 4-year-old daughter, Megan, and a 1-year-old daughter, Emily, and reside in Billings, Mont.



## SCOTT DISTEFANO

### COLLEGE SCOUT

Scott DiStefano is in his 27th year with the Denver Broncos' personnel department in 2008 and scouts the Midwest and Northeast regions for the club.

He began his career with the Broncos scouting the Rocky Mountain and Southwest regions before shifting his focus to the Midwest in 1990. In addition to his scouting duties with the Broncos during the 1980s, DiStefano also assisted with the breakdown of film cutups for Assistant Head Coach Joe Collier.

DiStefano, 51, was a quarterback at Colorado State University from 1976-80. Although he had opportunities to play for the Hamilton Tiger-Cats and Edmonton Eskimos of the Canadian Football League, he opted to begin his coaching career as a graduate assistant at Colorado State in 1981. He served in that capacity for the year before coming to the Broncos in 1982.

A native of Alliance, Ohio, DiStefano was an all-conference quarterback in 1975 at Alliance High School, the same school that produced Pro Football Hall of Fame quarterback Len Dawson. Among the honors bestowed upon him was the 1974 Massillon (Ohio) JayCee's conference sportsmanship award, a prestigious honor from such a football-rich region of Ohio.

DiStefano makes his home in Chicago. He spends part of his free time volunteering at youth football camps and assisting with high school football programs in the Chicago area.



## TYLER GOODMAN

### COLLEGE SCOUT

Tyler Goodman is in his first year as a college scout for the Denver Broncos in 2008 and evaluates the Southeast region for the club.

Goodman joined the Broncos after working with the football program at Georgia Tech during its 2007 season and 2008 offseason. During its 2007 campaign, he worked in all aspects of game planning and film breakdown on both offense and special teams on a squad that led the Atlantic Coast Conference in rushing (199.3 ypg.) and ranked second in the nation in kickoff coverage (17.0 avg.).

Goodman also assisted with on-campus recruiting at Georgia Tech for prospect visits under Head Coach Chan Gailey in 2007 and worked with the defense in a quality control capacity under Head Coach Paul Johnson during 2008 spring drills.

Before working at Georgia Tech, Goodman spent three training camps (2003-05) as an intern with the Broncos' equipment department.

Goodman graduated from the University of Florida with a bachelor's degree in food science and human nutrition and also owns an associate's degree from Chipola College in Marianna, Fla. He is the son of Broncos Vice President of Football Operations/Player Personnel Jim Goodman.



## CAL MCCOMBS

### COLLEGE SCOUT

Cal McCombs enters his third year with the Denver Broncos in 2008 and scouts the Northeast and Midwest regions for the club.

McCombs joined the Broncos after spending seven years (1999-2005) as the head coach at Virginia Military Institute, where he was named Southern Conference Coach of the Year in 2002.

All but two of McCombs' 37 years of coaching experience came at a military college, including a 15-year stint at the United States Air Force Academy as its secondary coach from 1984-89 and defensive coordinator from 1990-98.

With McCombs on Air Force's staff from 1984-98, the Falcons compiled a 119-64-1 (.649) record. They appeared in 10 bowl games (5-5 record), won two Western Athletic Conference Championships and won a WAC Mountain Division Championship during that time.

McCombs worked for 13 years as an assistant coach at The Citadel from 1971-83, holding positions as defensive coordinator, recruiting coordinator, defensive backs coach, quarterbacks coach, offensive back coach and academic counselor. He began his coaching career in 1969 as a graduate assistant at the University of South Carolina, where he also worked in the same capacity during the 1970 season.

McCombs was a two-year letterwinner in football at The Citadel (1965-66), earning All-Southern Conference accolades in that sport as well as in track and field (high jump). He graduated from The Citadel in 1967.

McCombs was born on Aug. 4, 1945, in Belton, S.C. He and his wife, Lynne, reside in Lexington, Va., and have two children: Will (37) and Layne (34). He also has three grandchildren: Bennett, Calvin and Vivian.



**GREG MILLER**

**COLLEGE SCOUT**

Greg Miller is in his 11th year scouting for the Denver Broncos in 2008 and works the Midwest and Northwest regions for the club.

Miller spent 1994-97 as a regional scout for National Football Scouting, evaluating prospective NFL talent from colleges in nine upper-Midwest states. His duties included performing the first line of evaluation, rating and computer-generated reporting on hundreds of college players for 14 NFL clubs, as well as assisting in the planning and execution of the National Invitational Camp, which is commonly referred to as the NFL's Scouting Combine.

A 53-year-old native of Mitchell, S.D., Miller was an all-state defensive tackle, team MVP and team captain at Mitchell Senior High School, where he also participated in baseball, basketball and track. He earned a football scholarship to Iowa State in 1973 and transferred in 1975 to South Dakota State, where he was a three-year starter at offensive tackle and team captain as well as a two-time all-conference pick.

Before his stint with NFS, Miller worked 16 years for International Multifoods, ascending from District Sales Coordinator to Director of Operations for the entire West region by 1994.

Greg's wife, Jane, is a registered nurse. They have a daughter, Adrienne, and two sons, Mike and Nolan, and make their home in Grand Island, Neb. Adrienne is employed as a physician assistant in the Mayo Clinic's Department of Neurosurgery. She and her husband, Russell Wyant, live in Rochester, Minn. Mike is employed by the Philadelphia Eagles in their player personnel department. He and his wife, Molly, live in Ridley Park, Pa. Nolan plays baseball at Augustana College in Sioux Falls, S.D.



**NICK SCHIRALLI**

**COLLEGE SCOUT**

Nick Schiralli enters his first season as a college scout for the Denver Broncos in 2008 and evaluates the mid-Atlantic and Southeast regions for the NFL franchise.

Schiralli joined the Broncos after spending the last two years as an offensive graduate assistant at the University of Florida, where he also was a four-year letterman as a wide receiver from 1996-99. He served in a variety of capacities with the Gators and was a part of their coaching staff in 2006 that helped the team to a BCS national championship victory.

The 32-year-old spent four years working with the football program at the University of North Carolina from 2002-05. He was an offensive graduate assistant coach with the Tar Heels in 2005 after working as a recruiting administrator and special teams assistant from 2002-04.

Schiralli began his professional career in 2000 as the wide receiver coach at Cardinal Newman High School in West Palm Beach, Fla., before coaching wide receivers and special teams at Gainesville High School in Gainesville, Fla., in 2001.

As a wide receiver at Florida, Schiralli played in 36 career games and was a two-time All-Southeastern Conference academic team selection. He was a member of the Gators' 1996 national championship squad as well as two SEC Championship teams and was named to the SEC's Good Works Team recognizing his efforts in the community.

Schiralli holds master's degrees in sports management as well as human performance from Florida. He also owns bachelor's degrees from Florida in telecommunications and public relations.

Nick is married to Jenny. They have a 1-year-old son, Cale, and are expecting another child in December.



**CORNELL GREEN**

**SCOUTING CONSULTANT**

Cornell Green enters his 29th year scouting in the NFL and his 22nd season doing so for the Denver Broncos in 2008, a year that marks his fourth as a scouting consultant for the club. Green has scouted the Southwest, South, East and Midwest regions earlier in his career with the Broncos.

Before his involvement with the Broncos' organization, Green scouted for the Dallas Cowboys during and after his illustrious playing career. He began scouting for the Cowboys in 1970 while still an active player and continued scouting through 1979, at which time he entered private business until coming to the Broncos in 1987.

Green, 68, was signed by the Cowboys as a free agent and went on to play for Dallas from 1962-75, seeing time at cornerback for 10 years before moving over to safety for his last four seasons. Green earned Pro Bowl honors seven times, winning that honor at both cornerback and safety.

He did not play college football but was a two-time All-American basketball player (1959-60 and 1961-62) at Utah State, where he averaged 23 points per game at forward for the Aggies from 1959-62. Green

is a member of the Basketball Hall of Fame in both the states of Oklahoma and Utah. His brother, Pumpsie Green, had a lengthy career in major league baseball.

A native of Boley, Okla., Cornell and his wife, Betty, have two children, Randy and Ronney, and make their home in Dallas.



**CHRIS TRULOVE**

**COORDINATOR OF PRO SCOUTING**

Chris Trulove begins his 15th year with the Denver Broncos' organization in 2008 and his 14th season in the player personnel department. After five years as the team's pro personnel assistant, he began his role as the pro scout in 2000 and was named coordinator of pro scouting before the start of the 2006 season.

Trulove, 37, has seen his responsibilities increase each season and initially was under the tutelage of former Pro Scouting Director Jack Elway. He is now responsible for joining Vice President of Football Operations/Player Personnel Jim Goodman as well as Assistant General Managers Jeff Goodman and Brian Xanders in the scouting and planning of unrestricted, restricted and street free-agent acquisitions. His duties include the scouting of players for potential trades, released players from around the NFL, the Canadian Football League and the Arena Football League.

These efforts include extensive game film review, player research, written evaluations, player tryouts and contract negotiations as needed.

Trulove also assists in office report evaluations for the college draft as needed and participates in draft meetings. He began his tenure with the Broncos in 1994 as a player personnel and marketing intern, moving full-time into player personnel after the '94 season.

A native of Laurinburg, N.C., Trulove was born on April 27, 1971, and is a graduate of Scotland County High School. He acquired a bachelor's degree in business administration from the University of North Carolina in 1993 and a master's degree in sport management from the University of Georgia in 1994.

Chris and his wife, Shanda, along with their 1-year-old daughter, Ashlyn, reside in Highlands Ranch, Colo.



**DAVE BRATTEN**

**COLLEGE SCOUTING COORDINATOR**

Dave Bratten is in his 10th season with the Denver Broncos' organization in 2008 and his eighth year in the college scouting department.

Bratten's current duties include player evaluation and systems management. Bratten, 34, came to the Broncos in 1997 as a media relations intern.

He earned a master's degree in sports management from Georgia Southern University in 1998 and a bachelor's degree in English from Monmouth (Ill.) College in 1996. He is a graduate of Arvada West High School in Arvada, Colo.

Dave and his wife, Kim, reside in Lakewood, Colo.



**ANTHONY KELLY**

**ASST. COORD. OF PRO AND COLLEGE SCOUTING**

Anthony "Champ" Kelly begins his second season with the Denver Broncos in 2008 and his first year as the club's assistant coordinator of pro and college scouting. He spent the 2007 campaign as a college scout for Denver evaluating the Northeast region.

Kelly joined the Broncos after working as the general manager and wide receivers coach for the Lexington Horsemen of United Indoor Football during their 2007 campaign. A former wide receiver at the University of Kentucky, Kelly continued his playing career with the Horsemen from 2003-06 as a defensive standout and was a two-time first-team UIF All-Star.

During his final season playing for the Horsemen in 2006, Kelly received the UIF Man of the Year Award. The honor recognized his leadership both on the field and in the community.

Kelly, who served as Lexington Christian Academy's offensive coordinator from 2002-06, also is proficient in computer programming and software development and owns corporate business experience.

He was an organizational developer for Nurses Registry and Home Health in Lexington, Ky., from July 2005 to January 2007 with compliance responsibilities within the company. Kelly worked for IBM in Lexington, Ky., from May 2002 through July 2005 as a software/quality engineer.

Certified by the NFLPA as a contract advisor, Kelly received a bachelor's degree in computer science from Kentucky in 2001 and earned a master's degree in business administration from the school in 2003.

A native of Campbellton, Fla., Kelly was born on Nov. 27, 1979. He is engaged to Stephanie Metzler.



**JOE ELLIS**

**CHIEF OPERATING OFFICER**

After spending the last 10 years as the Denver Broncos' Executive Vice President of Business Operations, Joe Ellis was named Chief Operating Officer of the National Football League franchise on Jan. 11, 2008. He rejoined the Broncos for his second stint with the team in 1998 from the NFL's league office, where he had been Vice President of Club Administration and Stadium Management.

Ellis, who began his career with the Broncos as their Director of Marketing from 1983-85, currently works in tandem with Executive Vice President of Football Operations/Head Coach Mike Shanahan in ensuring the Broncos' business and financial objectives are met. He is responsible for business and financial management, marketing and sales functions, media relations, ticket operations, and facilities and administrative operations for the National Football League team.

Ellis was a driving force in helping with the creation of INVESCO Field at Mile High, which opened in 2001, and is an extremely active participant in all aspects of the stadium's management and development. In this capacity, he has worked very closely with important members of the political, business and civic communities that comprise the cultural fabric of Denver.

Ellis came to his present position with comprehensive expertise in the areas of stadium operations, fiscal planning, personnel management, marketing, media and community relations. He also oversees Stadium Management Company (SMC), which operates and manages INVESCO Field at Mile High.

During his first stint with the Broncos as their Director of Marketing from 1983-85, Ellis was in charge of all marketing and promotions implemented by the club during this time. He left the Broncos following the 1985 season to obtain his master's degree from the J.L. Kellogg School of Management at Northwestern University. He graduated from Northwestern in 1988 and joined the NFL in 1990.

While with the NFL, Ellis was involved in several aspects of league operations with a strong focus on new stadium development. He was especially involved in the league's oversight of the Cleveland Browns' reentry into the NFL in 1999.

Ellis represents the Broncos on numerous boards and civic organizations in the metropolitan area and received his bachelor's degree from Colorado College in 1980.

Joe and his wife, Ann, have three children: sons Si and Zander, and daughter Catherine.



**EXECUTIVE STAFF**



**Rich Slivka**  
General Counsel/  
Senior Vice President  
of Administration

**VICE PRESIDENTS**



**Dave Abrams**  
Vice President  
of Security



**Jim Barlow**  
Vice President  
of Finance



**Greg Carney**  
Vice President  
of Marketing



**Chip Conway**  
Vice President  
of Operations



**Cindy Kellogg**  
Vice President of  
Community Development



**Jim Saccomano**  
Vice President  
of Public Relations

**OFFICE OF THE PRESIDENT**

Bowlen Sports, Inc., is the corporate general partner of the Denver Broncos Football Club. BSI maintains responsibilities in the areas of finance and corporate family matters.

Mr. Pat Bowlen is the President and CEO of Bowlen Sports, Inc., as well as the Denver Broncos Football Club.



**Lisa Williams**  
Executive Assistant  
to President and CEO



**Yolanda Saltus**  
Special Assistant



**Jim Schafer**  
Assistant to the President



**Veronica Ibarra**  
Executive Assistant to  
Assistant to the President



## ADMINISTRATIVE STAFF



**Elaine Woodworth**  
Executive Assistant to  
Chief Operating Officer



**Diane Nelson**  
Executive Asst. to General  
Counsel/Senior VP of Admin.



**Cindi Lowe**  
Executive Assistant  
to Head Coach



**Pam Papsdorf**  
Executive Assistant  
to Football Operations



**Kristi Nichols**  
Assistant Coaches  
Secretary



**Fred Fleming**  
Pro Scouting/  
Dir. of Special Services



**Harold Chatman**  
Player Development  
Director



**Betsy Klein**  
Exec. Dir. of Player &  
Org. Development



**Will Tuten**  
Player Personnel  
Assistant



**Meghan Zobeck**  
Player Personnel  
Assistant

## MEDICAL STAFF



**Steve Antonopoulos**  
Head Athletic Trainer



**Corey Oshikoya**  
Assistant Athletic Trainer



**Trae Tashiro**  
Assistant Athletic Trainer



**Josh Hartman**  
Assistant Athletic Trainer

## EQUIPMENT




**Chris Valenti**  
Equipment Manager



**Mike Harrington**  
Asst. Equipment Manager



**Jason Schell**  
Asst. Equipment Manager



**Kenny Chavez**  
Asst. Equipment Manager

## FOOTBALL TECHNOLOGY



**Kent Erickson**  
Director of Football  
Technology



**Gary McCune**  
Video Operations  
Manager



**Tony Lazzaro**  
Manager of  
Football I.T.



**Steve Boxer**  
Video Assistant



**Mike Corey**  
Network Technician



**Kirt Horiuchi**  
Video Assistant

## MEDIA RELATIONS



**Rebecca Villanueva**  
Media Services Manager



**Patrick Smyth**  
Manager of Media Information



**Dave Gaylinn**  
Media Projects Coordinator

## COMMUNITY DEVELOPMENT



**Kelly Woodward**  
Director of Community  
Development



**Billy Thompson**  
Director of  
Community Outreach

## FINANCE



**Fred Krebs**  
Manager of Cash/Treasury



**Dianne Sehgal**  
Controller



**Timi Dennis**  
Payroll Administrator



**Gina Johnson**  
Accounts Payable



**Nanette Thompson**  
Assistant Controller



**Kelly Trimble**  
Manager of  
Travel Services



**Kristin Garrick**  
Revenue Accountant

## HUMAN RESOURCES



**Sheila Thomas**  
Director of  
Human Resources



**Heather Herbert-Brevik**  
Benefits Administrator

## INFORMATION TECHNOLOGY



**Chris Newman**  
Network Manager



**Erik Towt**  
Network Analyst



**Jason Moore**  
Network Technician



**Kevin Grogan**  
Software Developer



**Nick Burris**  
Network Support Technician

## MARKETING



**Brady Kellogg**  
Senior Director of Corporate Partnerships



**Amy Marolf**  
Director of Corporate Partner Services



**Sandy Bretzlauf**  
Manager of Partnerships & Game Day Marketing



**Bobby Mestas**  
Manager, Special Events & Fan Development



**Derek Thomas**  
Manager, Marketing Partnerships



**Annie Hellerstein**  
Creative Manager



**Kyle Sonneman**  
Manager of Team Media



**Nicole Rodgers**  
Senior Executive, Corporate Partnerships



**Brad Post**  
Mascot Coordinator



**Erica Turk**  
Coordinator of Corporate Partnerships



**Pete Eklund**  
Photography/Design Coordinator



**Kasey Byers**  
Multimedia Producer



**Amanda Hutchings**  
Marketing Assistant

## CHEERLEADERS



**Teresa Shear**  
Director of Cheerleaders & Game Day Entertainment



**Kelly Troester**  
Director, Jr. Cheerleaders



**Shelly Trujillo**  
Assistant Director, Cheerleaders

## OPERATIONS



**John Karpan**  
Operations Manager



**Greg Johnson**  
Maintenance Coordinator




**Adam Newman**  
Operations Assistant



**Aaron Kalina**  
Operations Assistant



**Beau Giles**  
Security Officer



**Maeve Drake**  
Receptionist

## TURF OPERATIONS



**Troy Smith**  
Turf Manager



**Nick McNamee**  
Assistant Turf Manager



**Kyle Bauman**  
Assistant Turf Manager

## TICKET OPERATIONS



**Kirk Dyer**  
Executive Director of Ticket Operations and Admin.



**Dennis Moore**  
Executive Director of Premium Seating



**Katie Delay**  
Director of Ticket Operations



**Clark Wray**  
Ticket Operations and Database Manager



**Chad Robertson**  
Manager of Premium Seating



**Patti Barban**  
ADA Manager



**Aaron Cook**  
Premium Seating Executive



**Darren O'Donnell**  
Premium Seating Executive



**Dave Stutman**  
Premium Seating Executive



**R.J. Redd**  
Premium Seating Executive



**Stacie Quinton**  
Assistant Ticket Manager



**Jamie Reyes**  
Suite Services Coordinator



**Kristen Alford**  
Ticket Office Coordinator



**Tiffany Mastroianni**  
Ticket Office Assistant



**STADIUM MANAGEMENT COMPANY**



**Mac Freeman**  
Vice President of Stadium Operations



**Andy Gorchov**  
Director of  
Stadium Operations




**Scott Bliet**  
Manager of Event  
Services & Security



**Jon Applegate**  
Event Operations  
Manager



**Matt Shine**  
Parking & Site  
Manager



**Rick Seifert**  
Communications  
Manager



**Ross Kurcab**  
Turf Manager



**Howard Brown**  
Facility Operations  
Manager



**Pat Jordan**  
Audio/Video  
Services Manager



**Dave Clark**  
Chief Engineer



**Pat Tetrick**  
Assistant  
Security Manager



**Brett Seibel**  
Facilities Supervisor



**Amy Crawford**  
Operations Coordinator



**Jared Devine**  
Scheduling and Staff  
Administrator



**Anna Marie Martinez**  
Special Events  
Coordinator



**Devon Vandervort**  
Special Events  
Administrator



**Garron Bateman**  
Tech Director & Creative  
Media Designer

**STADIUM MANAGEMENT COMPANY**



**Nick Young**  
ThunderVision Editor



**Ryan Kehn**  
Events Production  
Coordinator



**Cody Freeman**  
Turf Technician



**Chris Hoag**  
Lead Electrician



**Paul Cisneros**  
Lead HVAC Technician



**Steve Eggers**  
Carpenter



**Steve Fisher**  
Maintenance



**Mike Gray**  
Electrician



**Chad Henderson**  
Assistant Chief  
Engineer



**Jerry Dill**  
HVAC Technician



**Terrance "Jamie" Perkins**  
Lead Plumber



**Curt Norton**  
Plumber



**Fran Williams**  
SMC Receptionist



**Gail Dodson**  
SMC Receptionist



**Eileen Martinez**  
24-Hour Security  
Shift Supervisor



**Jerod Stultz**  
24-Hour Security  
Shift Supervisor



**Matt Bowes**  
24-Hour Security  
Shift Supervisor

**SMC RETAIL OPERATIONS**



**Tim Kellond**  
Retail Operations  
Manager



**Sue Vaughn**  
Retail Administrative  
Supervisor



**Wesley Cardenas**  
Assistant Buyer



**Steve Grosser**  
Retail Assistant



**Aaron Silvey**  
Retail Assistant



## DENVER BRONCOS' WINNING TRADITION

Denver Broncos football enters its 49th season in 2008 as the team seeks to return to the pinnacle of success it enjoyed with back-to-back Super Bowl wins in 1997 and '98. Playing for the eighth year at their glistening new stadium, INVESCO Field at Mile High, the Broncos will perform before sellout crowds for the 39th consecutive season, the first 31 of which came at Mile High Stadium. The team has sold out 293 consecutive regular-season games and 308 consecutive contests including playoff games. Broncos fans have watched their team amass one of the NFL's finest records since the club's first winning season in 1973, enduring just six losing seasons—second fewest in the NFL—as shown in the list below.

This season also marks Pat Bowlen's 25th as President and Chief Executive Officer of the Broncos. During that time, Denver has enjoyed a virtually unmatched level of success in the context of the entire NFL and within the American Football Conference Western Division.

### NUMBER OF LOSING SEASONS, NFL, 1973-2007

Miami	5	Indianapolis/Baltimore Colts	17
<b>Denver</b>	<b>6</b>	New York Jets	17
Pittsburgh	7	Cincinnati	18
Minnesota	8	New York Giants	18
Dallas	10	Chicago	19
New England	10	New Orleans	21
Washington	10	Tampa Bay#	21
Oakland/L.A. Raiders	11	Detroit	23
Green Bay	13	Atlanta	24
Seattle#	13	Arizona/Phoenix/St. Louis	25
Tennessee/Houston	13	Carolina*	8
Philadelphia	15	Cleveland†	7
San Francisco	15	Jacksonville*	5
St. Louis/L.A. Rams	15	Houston^	5
Buffalo	16		
Kansas City	16	#began play in 1976	
San Diego	16	*began play in 1995	
Balt. Ravens/Cleveland	17	†began play in 1999	
		^began play in 2002	

**NFL's Best Since 1975** — The Broncos' 311-202-1 (.606) record in the regular season since 1975 is the best in the NFL during those 33 seasons.

### TOP RECORDS AMONG NFL TEAMS, 1975-2007 (regular season only)

Franchise	Record	Pct.
<b>1. Denver Broncos</b>	<b>311-202-1</b>	<b>.606</b>
2. Pittsburgh Steelers	309-204-1	.602
3. Dallas Cowboys	298-216-0	.580
4. Miami Dolphins	297-216-1	.579
5. San Francisco 49ers	292-221-1	.569

### CHARTING THE BRONCOS' 10 DIVISION TITLES

Year	Record	AFC Playoff Record	Level Reached
1977*	12-2	2-0	Super Bowl XII
1978	10-6	0-1	AFC Divisional Playoff
1984	13-3	0-1	AFC Divisional Playoff
1986	11-5	2-0	Super Bowl XXI
1987*	10-4-1	2-0	Super Bowl XXII
1989*	11-5	2-0	Super Bowl XXIV
1991	12-4	1-1	AFC Championship
1996*	13-3	0-1	AFC Divisional Playoff
1998*	14-2	2-0	World Champions
2005	13-3	1-1	AFC Championship

\*denotes seasons in which Broncos secured homefield advantage throughout AFC Playoffs.



More than 650,000 people descended on downtown Denver on Jan. 27, 1998, to salute the World Champion Broncos two days after their victory over Green Bay in Super Bowl XXXII in San Diego. A parade through the streets of the city culminated in a rally at Civic Center Park, where Colorado Governor Roy Romer and Denver Mayor Wellington Webb officially welcomed the Super Bowl champions home. A similar gathering was held a year later, Feb. 1, 1999, when the Broncos returned home from Miami after defeating Atlanta in Super Bowl XXXIII. Governor-elect Bill Owens and Mayor Webb joined the festivities to salute the back-to-back World Champs.

**DENVER TIES FOR AFC LEAD IN SUPER BOWL APPEARANCES** — The Broncos made their sixth Super Bowl appearance against Atlanta on Jan. 31, 1999, and that total ties for second in NFL history behind Dallas (8). Winners of back-to-back Super Bowls (XXXII and XXXIII), the Broncos are one of just seven franchises to "repeat" as World Champions.

### MOST SUPER BOWL APPEARANCES, NFL HISTORY

Franchise	Appearances	Games (wins asterisked)	Record
1. Dallas Cowboys	8	V, VI*, X, XII*, XIII, XXVII*, XXVIII*, XXX*	5-3
<b>2. Denver Broncos</b>	<b>6</b>	<b>XII, XXI, XXII, XXIV, XXXII*, XXXIII*</b>	<b>2-4</b>
New England Patriots	6	XX, XXXI, XXXVI*, XXXVIII*, XXXIX*, XLII	3-3
Pittsburgh Steelers	6	IX*, X*, XIII*, XIV*, XXX, XL*	5-1
5. Miami Dolphins	5	VI, VII*, VIII*, XVII, XIX	2-3
Oakland/L.A. Raiders	5	II, XI*, XV*, XVIII*, XXXVII	3-2
San Francisco 49ers	5	XVI*, XIX*, XXII*, XXIV*, XXIX*	5-0
Washington Redskins	5	VII, XVII*, XVIII, XXII*, XXVI*	3-2

**COMING BACK STRONGER** — The 1997-98 Broncos are one of only four teams to have posted a better record during the season following a Super Bowl victory.

### SUPER BOWL CHAMPIONS TO POST BETTER RECORDS THE FOLLOWING SEASON

Team	Year	Record	Next Year's Rec.	Postseason Finish
<b>Denver Broncos</b>	<b>1997</b>	<b>12-4</b>	<b>14-2</b>	<b>Won Super Bowl XXXIII</b>
Indianapolis Colts	2006	12-4	13-3	Lost AFC Divisional Game
San Francisco 49ers	1988	10-6	14-2	Won Super Bowl XXIV
Pittsburgh Steelers	1974	10-3-1	12-2	Won Super Bowl X

**BRONCOS THE MOST VICTORIOUS FOR ANY THREE-YEAR PERIOD** — Denver's 34-19 victory over Atlanta in Super Bowl XXXIII gave it the most wins in a three-year period and the second-most wins in a two-year period in NFL history (regular season and playoffs).

### NFL Record for Most Wins in a Three-Year Span

- 1. Denver Broncos, 46 wins (1996-98)**
- New England Patriots, 45 wins (2003-05)
- San Francisco 49ers, 45 wins (1988-90)
- Dallas Cowboys, 44 wins (1992-94)
- Miami Dolphins, 44 wins (1971-73)

### NFL Record for Most Wins in a Two-Year Span

- New England Patriots, 34 wins (2003-04)
- 2. Denver Broncos, 33 wins (1997-98)**
- New England Patriots, 32 wins (2006-07)
- San Francisco 49ers, 32 wins (1989-90)
- Miami Dolphins, 32 wins (1972-73)

## DENVER BRONCOS' WINNING TRADITION

**Historical Start** — The Broncos began the 1998 season by winning their first 13 games, a feat accomplished only four other times in NFL history.

### TEAMS TO START 13-0 OR BETTER IN NFL HISTORY

Team	Year	Record	Reg. Season Finish	Postseason
New England	2007	16-0	16-0	Lost Super Bowl XLII
Miami	1972	14-0	14-0	Won Super Bowl VII
<b>Denver</b>	<b>1998</b>	<b>13-0</b>	<b>14-2</b>	<b>Won Super Bowl XXXIII</b>
Indianapolis	2005	13-0	14-2	Lost AFC Divisional Playoff Game
Chicago Bears	1934	13-0	13-0	Lost NFL Championship Game

**18-Game Winning Streak** — The Broncos won 18 consecutive games, including postseason, during their two-Super Bowl run from 1997-98. Denver's 18-game overall winning streak ties for the second longest in NFL history.

### LONGEST WIN STREAKS IN NFL HISTORY (REGULAR SEASON AND POSTSEASON COMBINED)

Team	Wins	Date Began-Ended	Accomplishments
1. New England	21	10/5/03-10/31/04	Won Super Bowls XXXVIII and XXXIX
2. <b>Denver</b>	<b>18</b>	<b>12/21/97-12/13/98</b>	<b>Won Super Bowls XXXII and XXXIII</b>
New England	18	9/9/07-2/3/08	First-ever 16-0 regular season
San Francisco	18	11/27/89-11/18/90	Won Super Bowl XXIV
Miami	18	9/17/72-9/23/73	Won Super Bowl VII
Chicago Bears	18	11/9/41-12/13/42	Won 1941 NFL Championship
Chicago Bears	18	11/26/33-12/9/34	Won 1933 NFL Championship

**Homefield Advantage** — The Broncos' 208-71-1 (.745) overall record at home since 1974 is the best in the NFL. Denver owns an NFL-best 196-68-1 (.742) home record in the regular season since 1974 and is 12-3 (.800) in the postseason at home during this time.

### TOP FIVE HOME RECORDS, NFL, 1974-2007

Team	Regular Season	Postseason	Total	Pct.
1. <b>Denver</b>	<b>196-68-1 (.742)</b>	<b>12-3 (.800)</b>	<b>208-71-1</b>	<b>.745</b>
2. Pittsburgh	187-75-1 (.713)	15-7 (.682)	202-82-1	.711
3. Miami	178-84-1 (.679)	11-6 (.647)	189-90-1	.677
4. Dallas	175-89-0 (.663)	14-5 (.737)	189-94-0	.668
5. Washington	164-98-1 (.625)	10-1 (.909)	174-99-1	.637

**24 In A Row At Home** — The Broncos won 24 consecutive home games in the regular season from 1996-98, marking the third-longest such winning streak in NFL history.

### TOP SIX REGULAR-SEASON HOME WIN STREAKS IN NFL HISTORY

Team	Years	Wins	Accomplishments
1. Miami	1971-74	27	Played in three consecutive Super Bowls, winning two (VII and VIII)
2. Green Bay	1995-98	25	Played in back-to-back Super Bowls, winning one (XXXI)
3. <b>Denver</b>	<b>1996-98</b>	<b>24</b>	<b>Won two Super Bowls (XXXII and XXXIII)</b>
4. Green Bay	1929-32	20	Won three consecutive NFL titles (1929-31)
5. San Francisco	1996-99	19	Played in NFC Championship Game after 1997 season
6. New England	2002-05	18	Won two Super Bowls (XXXVIII and XXXIX)
Dallas	1979-81	18	Played in NFC Championship Game after 1979, '80 and '81 seasons
Oakland	1968-70	18	Played in AFL Title Game after 1967 and '68 seasons

**Perfect In Denver** — The Broncos' undefeated home finish in 1998 was the club's third in a row, making the Broncos only the fourth franchise in NFL history to complete three consecutive regular seasons at home without losing a game.

### MOST CONSECUTIVE UNDEFEATED HOME SLATES IN NFL HISTORY

Team	No.	Years	Records	Accomplishments
1. Green Bay	4	1929-32	5-0, 6-0, 8-0, 5-0-1	Won NFL title from 1929-31
2. <b>Denver</b>	<b>3</b>	<b>1996-98</b>	<b>8-0, 8-0, 8-0</b>	<b>Won Super Bowls XXXII and XXXIII</b>
Miami	3	1972-74	7-0, 7-0, 7-0	Won Super Bowls VII and VIII
Chicago Bears	3	1942-44	6-0, 5-0, 4-0-1	Won 1941 NFL Championship

## PAT BOWLEN ERA (1984-2007)

### NFL TEAM COMPARISON

#### NUMBER OF WINNING SEASONS

San Francisco	17
<b>Denver</b>	<b>16</b>
Miami	16
New England	16
Pittsburgh	16

#### NUMBER OF REG. SEASON WINS

San Francisco	238
<b>Denver</b>	<b>235</b>
Pittsburgh	219
Miami	212
New England	212
New York Giants	212

#### DIVISION TITLES

San Francisco	12
Pittsburgh	10
Chicago	9
New England	9
<b>Denver</b>	<b>8</b>
Dallas	8

#### PLAYOFF APPEARANCES

San Francisco	16
<b>Denver</b>	<b>13</b>
Pittsburgh	13
Dal., Min., N.E., NYG, Phi. Ten./Hou.	12

#### PLAYOFF GAMES

San Francisco	31
New England	29
<b>Denver</b>	<b>26</b>
Pittsburgh	26

#### CONFERENCE CHAMPIONSHIP GAMES

San Francisco	8
<b>Denver</b>	<b>7</b>
New England	7
Pittsburgh	7

#### SUPER BOWL APPEARANCES

New England	6
<b>Denver</b>	<b>5</b>
Buffalo	4
New York Giants	4
San Francisco	4

#### WORLD CHAMPIONSHIPS

San Francisco	4
Dallas	3
New England	3
New York Giants	3
<b>Denver</b>	<b>2</b>
Washington	2

### AFC WEST TEAM COMPARISON

#### NUMBER OF WINNING SEASONS

<b>Denver</b>	<b>16</b>
Kansas City	14
Oakland/L.A. Raiders	9
San Diego	7

#### NUMBER OF REG. SEASON WINS

<b>Denver</b>	<b>235</b>
Kansas City	206
Oakland/L.A. Raiders	185
San Diego	177

#### DIVISION TITLES

<b>Denver</b>	<b>8</b>
Oakland/L.A. Raiders	5
San Diego	5
Kansas City	4

#### PLAYOFF APPEARANCES

<b>Denver</b>	<b>13</b>
Kansas City	10
Oakland/L.A. Raiders	8
San Diego	6

#### PLAYOFF GAMES

<b>Denver</b>	<b>26</b>
Oakland/L.A. Raiders	14
Kansas City	13
San Diego	11

#### AFC CHAMPIONSHIP APPEARANCES

<b>Denver</b>	<b>7</b>
Oakland/L.A. Raiders	3
San Diego	2
Kansas City	1

#### SUPER BOWL APPEARANCES

<b>Denver</b>	<b>5</b>
Oakland/L.A. Raiders	1
San Diego	1
Kansas City	0

#### WORLD CHAMPIONSHIPS

<b>Denver</b>	<b>2</b>
Kansas City	0
Oakland/L.A. Raiders	0
San Diego	0

## PAT BOWLEN ERA (1984-2007)

**AFC's Best Under Bowlen** — The Broncos have posted the most wins (235) in the AFC and the second-most victories in the entire NFL since 1984 under the ownership of Pat Bowlen.

### MOST REGULAR-SEASON WINS IN THE NFL, 1984-2007

	TEAM	W	L	T	PCT.
1.	San Francisco	238	144	1	.623
2.	<b>Denver</b>	<b>235</b>	<b>147</b>	<b>1</b>	<b>.615</b>
3.	Pittsburgh	219	163	1	.573
4.	Miami	212	171	0	.554
	New England	212	171	0	.554
	New York Giants	212	170	1	.555
7.	Green Bay	210	172	1	.550
8.	Philadelphia	209	171	3	.550
9.	Chicago	206	177	0	.538
	Kansas City	206	175	2	.540
11.	Minnesota	205	178	0	.535
12.	Dallas	200	183	0	.522
13.	Tennessee	199	184	0	.520
14.	Seattle	198	185	0	.517
	Washington	198	184	1	.518
16.	Indianapolis	193	190	0	.504
17.	Buffalo	192	191	0	.501
18.	Oakland	185	198	0	.483
19.	St. Louis	184	199	0	.480
20.	New Orleans	183	200	0	.478
21.	San Diego	177	206	0	.462
22.	New York Jets	173	209	1	.453
23.	Tampa Bay	158	225	0	.413
24.	Cincinnati	155	228	0	.405
25.	Atlanta	153	228	2	.402
26.	Detroit	150	232	1	.393
27.	Cleveland#	143	191	1	.428
28.	Arizona	138	244	1	.362
29.	Jacksonville*	113	95	0	.543
30.	Carolina*	97	111	0	.466
31.	Baltimore^	96	95	1	.503
32.	Houston%	32	64	0	.333


\* - Began play in 1995; ^ - Began play in 1996; # - Includes 1984-95; '99-2007; % - Began play in 2002

**National Television Exposure** — The Broncos have appeared in 238 nationally televised games during Pat Bowlen's 24 seasons of ownership (1984-2007).

### BRONCOS NATIONALLY TELEVISED GAMES, 1984-2007

TYPE	NO.
National Doubleheader Games	94
Monday Night Games	44
Sunday Night Games	31
Postseason Games	26
Preseason Games	24
Saturday/Other Prime-Time Games	16
Thanksgiving Day Games	3
<b>TOTAL</b>	<b>238 Nationally Televised Games</b>







## HAMZA ABDULLAH

6-2 • 216 • 4TH YR. • WASHINGTON ST.

BORN: Aug. 20, 1983, in Los Angeles

HIGH SCHOOL: Pomona High School in Pomona, Calif.

ACQUIRED: Practice Squad Signee (Tampa Bay), 2005

NFL YEAR: 4th • YEAR WITH BRONCOS: 4th

NFL GAMES PLAYED/STARTED: 23/8 • POSTSEASON: 0/0

21

SAFETY

### ABDULLAH AT A GLANCE:

- A fourth-year safety who started a career-high eight games with Denver in 2007, finishing the year with personal bests in tackles (48) and pass breakups (7).
- Placed fifth on Denver in special-teams tackles in 2006 with eight in 11 games of action.
- Spent the first eight weeks of his rookie year in 2005 on the Buccaneers' practice squad.
- Finished his collegiate career at Washington State University with 104 tackles, one sack, one interception, nine passes defended and four forced fumbles in 39 appearances (11 starts).
- Joined the Broncos on Nov. 1, 2005, when they signed him off Tampa Bay's practice squad.
- Selected by Tampa Bay in the seventh round (231st overall) of the 2005 NFL Draft.

**CAREER TRANSACTIONS:** Signed by Tampa Bay as a draft choice 7/28/05; Waived by Tampa Bay 9/3/05; Signed by Tampa Bay (practice squad) 10/20/05; Signed by Denver (active roster) 11/1/05.



**2007:** Abdullah played 11 games (8 starts) for Denver, assuming the starting strong safety position for the last half of the season, and finished with a career-high 48 tackles (40 solo), one forced fumble, one fumble recovery and seven passes defended... Also assisted on one special-teams tackle... Did not record any stats vs. Oak. (9/16) before leaving with a hip injury that forced him to be inactive for the next five weeks... Returned to action and played extensively at Det. (11/4), leading the secondary with seven tackles (5 solo)... Made nine solo tackles and broke up two passes, including one intercepted by Karl Paymah, in his first career start at K.C. (11/11)... Led the secondary with eight tackles (6 solo) on *Monday Night Football* vs. Ten. (11/19)... Led the secondary with seven solo tackles and had one forced fumble, one fumble recovery and one pass breakup at Chi. (11/25).

**2006:** In second season with Denver, Abdullah placed fifth on the club with eight special-teams tackles and added one forced fumble on coverage units in 11 games (0 starts)... Also played on defense in four games, contributing four tackles (3 solo)... Had two special-teams stops on *Sunday Night Football* vs. S.D. (11/19)... Jarred the ball from Antonio Cromartie on a kickoff return at S.D. (12/10), allowing Louis Green to recover it to set up a touchdown... Recorded the first four defensive tackles of his career in the regular-season finale vs. S.F. (12/31).

**2005:** Selected by Tampa Bay in the seventh round (231st overall) of the 2005 NFL Draft, Abdullah competed on the Buccaneers' practice squad for the first eight weeks of the season before the Broncos signed him on Nov. 1 due to injuries in their secondary... Saw action in one regular-season game during his rookie year, making one special-teams tackle in Denver's contest at K.C. (12/4).

**COLLEGE:** Abdullah played 39 career games (11 starts) at Washington State University, where he totaled 104 tackles (69 solo), one sack, one interception, nine passes defended and four forced fumbles... Started all 11 games for the Cougars at free safety as a senior, making a career-high 70 tackles (44 solo) with one sack, four forced fumbles and one interception during his final campaign... Earned the Defensive Player of the Game award three times as a senior... Also was the recipient of the team's Laurie Niemi Award, given for courage, spirit and attitude... Helped WSU win a share of the Pacific-10 Conference title as a sophomore.

**PERSONAL:** Abdullah earned two varsity letters as a safety at Pomona High School in Pomona, Calif.... Was an all-league selection as a senior after he recorded 115 tackles, nine forced fumbles and three interceptions... Named to the All-Inland Valley team... Competed in the high jump event on the track and field team in high school... Majored in business at Washington State University... Is one of 12 children... Brother, Husain, also played safety at Washington State and signed with Minnesota as a college free agent after the 2008 NFL Draft... Married Alexa on May 25, 2006, and the couple had a daughter, Layla Sa'eeda Abdullah, on July 12, 2007... Is the son of Yusuf and Sa'eeda... First name is pronounced "HAHM-zuh"... Resides in Renton, Wash... Hamza Abdullah was born on Aug. 20, 1983, in Los Angeles.

### ABDULLAH'S REGULAR SEASON RECORD

Year	Club	G	S	UT	A	TT	S-Yds.	I-Yds.	PD	FF	FR	TD-Int.	TD-FR	S	Pts.
2005	Denver/T.B.	1	0	0	0	0	0-0	0-0	0	0	0	0	0	0	0
2006	Denver	11	0	3	1	4	0-0	0-0	0	0	0	0	0	0	0
2007	Denver	11	8	40	8	48	0-0	0-0	7	1	1	0	0	0	0
<b>CAREER TOTALS</b>		<b>23</b>	<b>8</b>	<b>43</b>	<b>9</b>	<b>52</b>	<b>0-0</b>	<b>0-0</b>	<b>7</b>	<b>1</b>	<b>1</b>	<b>0</b>	<b>0</b>	<b>0</b>	<b>0</b>

**ADDITIONAL STATISTICS:** Special teams tackles — 2005 (1), 2006 (8), 2007 (1), TOTAL (10).

### ABDULLAH'S POSTSEASON RECORD

Year	Club	G	S	UT	A	TT	S-Yds.	I-Yds.	PD	FF	FR	TD-Int.	TD-FR	S	Pts.
2005	Denver	0	0	0	0	0	0-0	0-0	0	0	0	0	0	0	0
<b>CAREER TOTALS</b>		<b>0</b>	<b>0</b>	<b>0</b>	<b>0</b>	<b>0</b>	<b>0-0</b>	<b>0-0</b>	<b>0</b>	<b>0</b>	<b>0</b>	<b>0</b>	<b>0</b>	<b>0</b>	<b>0</b>

### ABDULLAH'S SINGLE-GAME HIGHS

(Postseason in parentheses)

Interceptions — None (none). Interception return yards — None (none). Sacks — None (none). Sack yards — None (none).



## P.J. ALEXANDER

6-4 • 297 • 6TH YR. • SYRACUSE

BORN: Dec. 23, 1978, in Springfield, Mass.

HIGH SCHOOL: Lincoln High School, Tallahassee, Fla.

ACQUIRED: Free Agent, 2007 / P.S. Signee (New Orleans), 2003

NFL YEAR: 6th • YEAR WITH BRONCOS: 5th

NFL GAMES PLAYED/STARTED: 20/4 • POSTSEASON: 1/0

69

GUARD

### ALEXANDER AT A GLANCE:

- A sixth-year guard who owns 21 overall career games of experience, including four starts, seen during action with Denver and Atlanta.
- Joined the Broncos for his second stint with the club on Oct. 10, 2007, after spending the 2006 regular season in Atlanta, where he made the first four starts of his career.
- Missed the Broncos' 2005 season after he was placed on their reserve/non-football injury list with a torn anterior cruciate ligament in his left knee.
- Appeared on special teams in five regular-season games and in one playoff contest with Denver in 2004 after joining the club as a practice-squad signee from New Orleans a year earlier.
- Began his collegiate career at Syracuse University at center before switching to left tackle as a junior and earning second-team All-Big East Conference honors at that position as a senior.
- Entered the NFL with New Orleans as a college free agent on April 26, 2002.

**CAREER TRANSACTIONS:** Signed by New Orleans as a college free agent 4/26/02; Waived by New Orleans 9/1/02; Signed by New Orleans (practice squad) 9/3/02; Waived by New Orleans 10/4/03; Signed by New Orleans (practice squad) 10/7/03; Signed by Denver (active roster) 10/21/03; Placed on reserve/non-football injury list (left knee) by Denver 6/3/05; Waived by Denver 8/29/06; Signed by Atlanta 10/18/06; Released by Atlanta 9/1/07; Signed by Denver 10/10/07.



**2007:** Alexander saw action on special teams in 11 games for Denver after he was signed as a free agent on Oct. 10... Competed in training camp with Atlanta but was released on Sept. 1.

**2006:** Alexander competed in training camp with Denver but was waived on Aug. 29... Signed with Atlanta on Oct. 18 and played in four games, starting the first four contests of his career... Made the first start of his career at left guard at Cin. (10/29) and contributed to an offensive line that cleared the way for 143 rushing yards... Remained in the starting lineup in Matt Lehr's spot at Det. (11/5), vs. Cle. (11/12) and at Bal. (11/19).

**2005:** Alexander was placed on the reserve/non-football injury list (ACL in left knee) by the Broncos on June 3.

**2004:** Alexander played on special teams only in five regular-season games for the Broncos as well as their AFC Wild Card Game at Ind. (1/9)... Dressed for all 16 regular-season contests.

**2003:** Alexander spent the first four weeks of the season on New Orleans' 53-man roster but was inactive for each game... Signed by the Broncos on Oct. 21 off New Orleans' practice squad and was inactive for all nine regular-season games with Denver... Also was inactive for its AFC Wild Card Game at Ind. (1/4).

**2002:** Alexander entered the NFL with New Orleans as a college free agent on April 26 but was waived on Sept. 1... Signed to the Saints' practice squad on Sept. 3 and spent the season with that group.

**COLLEGE:** Alexander played four years at Syracuse University, moving to left tackle from center in 2000... Started 23 games at left tackle during his final two years with the Orangemen... Served as a team captain and received second-team All-Big East Conference honors while earning Big East All-Academic team honors as a senior in 2001... Named a Big East All-Academic team selection in his first year as a starter in 2000.

**PERSONAL:** Alexander attended Lincoln High School in Tallahassee, Fla., where he was a team captain, honorable mention all-state, second-team All-Southeast, all-district and All-Big Bend as a senior... Earned a bachelor's degree in information studies of technology from Syracuse... Married to Constance, and the couple has a daughter, Laila... Patrick James Alexander was born on Dec. 23, 1978, in Springfield, Mass.

### ALEXANDER'S REGULAR SEASON RECORD

Year	Club	G	S
2002	New Orleans	PRACTICE SQUAD	
2003	Denver/N.O.	0	0
2004	Denver	5	0
2005	Denver	RESERVE/NFI (LEFT KNEE)	
2006	Atlanta	4	4
2007	Denver	11	0
<b>CAREER TOTALS</b>		<b>20</b>	<b>4</b>
<b>BRONCOS TOTALS</b>		<b>16</b>	<b>0</b>

### ALEXANDER'S POSTSEASON RECORD

Year	Club	G	S
2003	Denver	0	0
2004	Denver	1	0
<b>CAREER TOTALS</b>		<b>1</b>	<b>0</b>



**BRANDON ARCHER**  
**6-0 • 230 • 2ND YR. • KANSAS STATE**  
**BORN:** Oct. 30, 1983, in Minneapolis  
**HIGH SCHOOL:** Cretin-Derham Hall High School, St. Paul, Minn.  
**ACQUIRED:** Waivers (Indianapolis), 2008  
**NFL YEAR:** 2nd • **YEAR WITH BRONCOS:** 1st  
**NFL GAMES PLAYED/STARTED:** 6/0 • **POSTSEASON:** 0/0

54



### LINEBACKER

#### ARCHER AT A GLANCE:

- A second-year linebacker who contributed 15 defensive tackles (9 solo) and six special-teams stops in six games as a rookie with Indianapolis last season.
- Had a brief stint on Minnesota's practice squad early in the 2007 regular season after competing in the Colts' training camp.
- Started 34 games during four seasons at Kansas State University, where he tied a school career record with three interceptions returned for touchdowns.
- Won a state championship during his prep career at Cretin-Derham Hall High School in St. Paul, Minn.
- Claimed off waivers by Denver from Indianapolis on Feb. 12, 2008.
- Entered the NFL with Indianapolis as a college free agent on May 7, 2007.

**CAREER TRANSACTIONS:** Signed by Indianapolis as a college free agent 5/7/07; Waived by Indianapolis 9/1/07; Signed by Minnesota (practice squad) 9/4/07; Released by Minnesota 9/12/07; Signed by Indianapolis (practice squad) 10/20/07; Signed by Indianapolis (active roster) 10/27/07; Waived by Indianapolis 10/29/07; Signed by Indianapolis (practice squad) 10/31/07; Signed by Indianapolis (active roster) 11/3/07; Waived by Indianapolis 11/5/07; Signed by Indianapolis 11/7/07; Waived by Indianapolis 11/12/07; Signed by Indianapolis (practice squad) 11/14/07; Signed by Indianapolis (active roster) 12/5/07; Waived by Indianapolis 2/11/08; Claimed off waivers by Denver 2/12/08.

**2007:** Archer entered the NFL with Indianapolis as a college free agent on May 7... Played six games (0 starts) as a rookie with the Colts, totaling 15 tackles (9 solo) on defense and adding six stops on special teams... Had a one-week stint on Minnesota's practice squad during the first week of the season... Signed to the Colts' active roster on Oct. 27 and made his NFL debut at Car. (10/28), posting four solo tackles and a special-teams stop against the Panthers... Added five tackles (3 solo) vs. Hou. (12/23) before making six tackles (2 solo) vs. Ten. (12/30).

**COLLEGE:** Archer played 50 career games (34 starts) at Kansas State University, totaling 268 tackles and tying a school record with three interceptions returned for touchdowns... Served as a team captain for his final two seasons... Had 106 tackles (50 solo), 2.5 sacks, four passes defended and two fumble recoveries as a senior... Started 11 games as a junior and led the Wildcats for the second consecutive season with 72 stops while adding three sacks and one interception, which he returned 45 yards for a touchdown... Started 10 games as a sophomore, posting 75 tackles and two interceptions (both returned for touchdowns).

**PERSONAL:** Archer had 85 tackles, four interceptions, two defensive touchdowns and five offensive scores as a senior at Cretin-Derham Hall High School in St. Paul, Minn.... Helped the team to a state championship as a sophomore and an appearance in the state title game as a junior... Had 120 stops as junior, including 22 in one game... Received a bachelor's degree in graphic design from Kansas State... Brandon Archer was born on Oct. 30, 1983, in Minneapolis.

### ARCHER'S REGULAR SEASON RECORD

Year	Club	G	S	UT	A	TT	S-Yds.	I-Yds.	PD	FF	FR	TD-Int.	TD-FR	S	Pts.
2007	Ind./Min.	6	0	9	6	15	0-0	0-0	0	0	0	0	0	0	0
<b>CAREER TOTALS</b>		<b>6</b>	<b>0</b>	<b>9</b>	<b>6</b>	<b>15</b>	<b>0-0</b>	<b>0-0</b>	<b>0</b>	<b>0</b>	<b>0</b>	<b>0</b>	<b>0</b>	<b>0</b>	<b>0</b>

**ADDITIONAL STATISTICS:** Special teams tackles — 2007 (6), TOTAL (6).

### ARCHER'S POSTSEASON RECORD

Year	Club	G	S	UT	A	TT	S-Yds.	I-Yds.	PD	FF	FR	TD-Int.	TD-FR	S	Pts.
2007	Indianapolis	0	0	0	0	0	0-0	0-0	0	0	0	0	0	0	0
<b>CAREER TOTALS</b>		<b>0</b>	<b>0</b>	<b>0</b>	<b>0</b>	<b>0</b>	<b>0-0</b>	<b>0-0</b>	<b>0</b>	<b>0</b>	<b>0</b>	<b>0</b>	<b>0</b>	<b>0</b>	<b>0</b>

### ARCHER'S SINGLE-GAME HIGHS

(Postseason in parentheses)

**Sacks** — None (none). **Sack yards** — None (none). **Interceptions** — None (none). **Interception return yards** — None (none).



**BOSS BAILEY**  
**6-3 • 232 • 6TH YR. • GEORGIA**  
**BORN:** Oct. 14, 1979, in Folkston, Ga.  
**HIGH SCHOOL:** Charlton County High School, Folkston, Ga.  
**ACQUIRED:** Unrestricted Free Agent (Detroit), 2008  
**NFL YEAR:** 6th • **YEAR WITH BRONCOS:** 1st  
**NFL GAMES PLAYED/STARTED:** 58/51

97



### LINEBACKER

#### BAILEY AT A GLANCE:

- A sixth-year linebacker who enters his first season with the Broncos after starting at least 11 games in every year that he played while spending his first five professional seasons with Detroit.
- Owns starting experience as both an outside and middle linebacker during his NFL career.
- Will join his older brother, cornerback Champ Bailey, in becoming the fourth pair of brothers to play for the Broncos in club history, and the two are set to be the third pair to play for the franchise at the same time (first since Dave and Doug Widell, 1990-92).
- Registered a career-high 3.5 sacks along with 74 tackles in 15 games (12 starts) for the Lions during the 2007 season.
- Earned the Lions' nomination for the 2005 Ed Block Courage Award after starting all 11 games played following a successful recovery from a knee injury that kept him off the field in 2004.
- Received all-rookie honors from ESPN.com and *Football Digest* with the Lions in 2003 when he started all 16 games and registered a personal-best 109 tackles that season.
- Named first-team All-Southeastern Conference as well as a semifinalist for the Butkus and Lombardi Awards as a senior at the University of Georgia.
- Joined the Broncos as an unrestricted free agent on March 6, 2008.
- Selected by Detroit in the second round (34th overall) of the 2003 NFL Draft.

**CAREER TRANSACTIONS:** Signed by Detroit as a draft choice 7/24/03; Placed on injured reserve (knee) by Detroit 12/16/04; Placed on injured reserve (ankle) by Detroit 12/16/05; Signed by Denver as an unrestricted free agent 3/6/08.

**2007:** Bailey registered a career-high 3.5 sacks (16 yds.) along with 74 tackles (44 solo), one pass breakup, one forced fumble and a personal-best six special-teams stops in 15 games (12 starts) for the Lions... Played at the strongside linebacker position... Registered seven tackles (4 solo) at Oak. (9/9) before totaling eight stops and 1.5 sacks vs. Min. (9/16)... Had a season-high nine tackles (6 solo) and one pass defended vs. Den. (11/4)... Had two tackles (2 solo) and three special-teams tackles vs. G.B. (11/22)... Declared inactive against Dallas (12/9) due to the flu... Returned to action at S.D. (12/16), recording eight tackles (4 solo)... Notched one sack and one forced fumble as part of a six-tackle (5 solo) effort vs. K.C. (12/23).

**2006:** Bailey had 85 tackles (51 solo), one sack, three passes defended and four special-teams tackles in 16 games (12 starts) with Detroit... Contributed at both the outside and middle linebacker positions (8 starts at strongside, 4 starts at middle)... Saw his first career action at middle linebacker vs. Sea. (9/10), coming off the bench to post six tackles and one sack... Added two special-teams tackles at Chi. (9/17)... Made his first start at middle linebacker at Stl. (10/1) and posted eight tackles (2 solo)... Led the Lions with a season-high 11 tackles (10 solo) at Min. (10/8)... Paced the club and tied his season-best tackle total of 11 vs. Buf. (10/15) for his second consecutive double-digit tackle performance.



### BAILEY BROTHERS

Linebacker Boss Bailey and cornerback Champ Bailey in 2008 are set to become the fourth pair of brothers to play for the Broncos in team history

#### BROTHERS WHO HAVE PLAYED FOR THE BRONCOS, TEAM HISTORY

Player	Position	Years	GP	GS
Albert Carmichael	Halfback	1960-61	16	N/A
Paul Carmichael	Halfback	1965	3	N/A
Eldon Danenhauer*	Tackle	1960-65	79	N/A
William Danenhauer*	End	1960	4	N/A
Dave Widell*	Center/Guard	1990-94	79	39
Doug Widell*	Center/Guard	1989-92	64	58

\* - Spent at least one season on the Broncos' roster during the same time as his brother

**2005:** Bailey was Detroit's nominee for the Ed Block Courage Award after starting all 11 games played and placing third on the club with 75 tackles (48 solo)... Also had one sack (6 yds.), one interception (returned 34 yards for a touchdown), three passes defended and three special-teams stops... Placed on injured reserve with an ankle injury on Dec. 16... Started the season opener vs. G.B. (9/11) and posted 10 tackles (6 solo)... Added nine stops (6 solo), including one sack (6 yds.), at Chi. (9/18) before pacing the team with 10 tackles (7 solo) at T.B. (10/2)... Returned an interception 34 yards for a score, the second his career, vs. Car. (10/16)... Added eight tackles (7 solo) vs. Ari. (11/13) before leaving the game in the third quarter with an ankle injury... Tried to come back from the ankle injury, playing in two games, before he was placed on injured reserve on Dec. 16.

**2004:** Bailey did not see any game action due to a knee injury suffered during training camp... Declared inactive for the first 13 games before he was placed on injured reserve on Dec. 16.

**2003:** Selected by Detroit in the second round (34th overall) of the 2003 NFL Draft, Bailey started all 16 games, posting a career-high 109 tackles (73 solo), 1.5 sacks (9.5 yds.), one interception (-2 yds.), four passes defended, one forced fumble and one fumble recovery (returned 62 yards for a touchdown)... Received all-rookie honors from ESPN.com and *Football Digest* while being voted the club's Mel Farr Rookie of the Year... Posted nine tackles (8 solo) and had the first sack of his career (Chris Chandler) at Chi. (10/26)... Shared the team lead with nine tackles (5 solo) while adding a pass breakup and a forced fumble vs. Oak. (11/2)... Put together his best game of the season at Car. (12/21) with a career and team-high 13 tackles (11 solo) along with a 62-yard fumble return for a touchdown that marked his first career score... Earned Pepsi NFL Rookie of the Week honors for his efforts against the Panthers, and the 13 tackles put him over 100 for the season... Posted his first career interception and made six tackles (5 solo) vs. Stl. (12/28) in the season finale.

**COLLEGE:** Bailey was a three-year starter at the University of Georgia, where he recorded 266 tackles (151 solo), 7.5 sacks, three forced fumbles, two interceptions, 11 pass breakups and three blocked kicks in 48 career games (35 starts)... Received first-team All-Southeastern Conference honors as a senior while also being named a semi-finalist for the Butkus and Lombardi Awards that year, helping Georgia to victories in the SEC Championship Game and Sugar Bowl... Started every game at strongside outside linebacker as a senior, leading the team with a career-high 114 tackles (63 solo) and posting six sacks... Named second-team All-SEC in 2001... Did not play in 2000 after injuring his knee on the opening kickoff of season opener (received a redshirt year).

**PERSONAL:** Bailey earned honorable mention All-America honors from *USA Today* as a senior at Charlton County High School in Folkston, Ga.... Earned several prep honors, including being named to the *Atlanta Journal Constitution's* Top 50 in Georgia team... Also saw time at quarterback and punter in addition to his work on the defensive side of the ball... Posted 143 tackles, three sacks, four interceptions, 1,079 rushing yards, 23 rushing touchdowns, 1,243 passing yards and 16 passing touchdowns... Was a track and field standout as he reached the 1996 Class A State Championships in the 110-meter hurdles and received the track squad's Sprint Award... Brother, Champ, is in his fifth season playing cornerback for the Broncos... Boss and his wife, Amber, are the parents of four children—Kameron, Khalil and twins Kendall and Kayden... Rodney Bailey, who was nicknamed Boss by his grandmother, was born on Oct. 14, 1979, in Folkston, Ga.

### BAILEY'S REGULAR SEASON RECORD

Year	Club	G	S	UT	A	TT	S-Yds.	I-Yds.	PD	FF	FR	TD-Int.	TD-FR	S	Pts.
2003	Detroit	16	16	73	36	109	1.5-9.5	1--2	4	1	1	0	1	0	6
2004	Detroit	0	0	0	0	0	0-0	0-0	0	0	0	0	0	0	0
2005	Detroit	11	11	48	27	75	1-6	1-34t	3	0	0	1	0	0	6
2006	Detroit	16	12	51	34	85	1-9	0-0	3	0	0	0	0	0	0
2007	Detroit	15	12	44	30	74	3.5-16	0-0	1	1	0	0	0	0	0
<b>CAREER TOTALS</b>		<b>58</b>	<b>51</b>	<b>216</b>	<b>127</b>	<b>343</b>	<b>7-40.5</b>	<b>2-32</b>	<b>11</b>	<b>2</b>	<b>1</b>	<b>1</b>	<b>1</b>	<b>0</b>	<b>12</b>

**ADDITIONAL STATISTICS:** Special teams tackles — 2005 (3), 2006 (4), 2007 (6), TOTAL (13). Returned a fumble 62 yards for a touchdown at Carolina (12/21/03).

### BAILEY'S SINGLE GAME HIGHS

(Postseason in parentheses)

**Sacks** — 1.5 vs. Minnesota, 9/16/07 (none). **Sack yards** — 9 vs. Seattle, 9/10/06 (none). **Interceptions** — 1, twice, last vs. Carolina, 10/16/05 (none). **Interception return yards** — 34t vs. Carolina, 10/16/05 (none).

### BAILEY'S MULTIPLE-SACK GAMES (1)

\*denotes win (Bailey's teams are 1-0 when he records more than one sack in a game.)

Date	Opponent	S-Yds.
9/16/07	vs. Minnesota*	1.5-1

### BOSS BAILEY'S CAREER GAME-BY-GAME

(victories asterisked)


2003 DETROIT (5-11)											
Date	Opponent	P/S	UT	A	TT	S-Yds.	I-Yds.	PD	FF	FR	
Sep 7	vs. Arizona*	S	2	2	4	0-0	0-0	1	0	0	0
Sep 14	at Green Bay	S	4	3	7	0-0	0-0	0	0	0	0
Sep 21	vs. Minnesota	S	2	3	5	0-0	0-0	0	0	0	0
Sep 28	at Denver	S	1	4	5	0-0	0-0	0	0	0	0
Oct 5	at San Francisco	S	4	5	9	0-0	0-0	0	0	0	0
Oct 19	vs. Dallas	S	5	2	7	0-0	0-0	0	0	0	0
Oct 26	at Chicago	S	8	1	9	1-7	0-0	0	0	0	0
Nov 2	vs. Oakland*	S	5	4	9	0-0	0-0	1	1	0	0
Nov 9	vs. Chicago*	S	7	0	7	0.5-2.5	0-0	2	0	0	0
Nov 16	at Seattle	S	2	1	3	0-0	0-0	0	0	0	0
Nov 23	at Minnesota	S	4	1	5	0-0	0-0	0	0	0	0
Nov 27	vs. Green Bay*	S	5	2	7	0-0	0-0	0	0	0	0
Dec 7	vs. San Diego	S	3	1	4	0-0	0-0	0	0	0	0
Dec 14	at Kansas City	S	5	4	9	0-0	0-0	0	0	0	0
Dec 21	at Carolina	S	11	2	13	0-0	0-0	0	0	1	0
Dec 28	vs. St. Louis*	S	5	1	6	0-0	1-2	0	0	0	0
<b>Regular Season Totals</b>		<b>16/16</b>	<b>73</b>	<b>36</b>	<b>109</b>	<b>1.5-9.5</b>	<b>1--2</b>	<b>4</b>	<b>1</b>	<b>1</b>	

2004 DETROIT (6-10)											
Date	Opponent	P/S	UT	A	TT	S-Yds.	I-Yds.	PD	FF	FR	
Sep 12	at Chicago*					INACTIVE (KNEE)					
Sep 19	vs. Houston*					INACTIVE (KNEE)					
Sep 26	vs. Philadelphia					INACTIVE (KNEE)					
Oct 10	at Atlanta*					INACTIVE (KNEE)					
Oct 17	vs. Green Bay					INACTIVE (KNEE)					
Oct 24	at N.Y. Giants*					INACTIVE (KNEE)					
Oct 31	at Dallas					INACTIVE (KNEE)					
Nov 7	vs. Washington					INACTIVE (KNEE)					
Nov 14	at Jacksonville					INACTIVE (KNEE)					
Nov 21	at Minnesota					INACTIVE (KNEE)					
Nov 25	vs. Indianapolis					INACTIVE (KNEE)					
Dec 5	vs. Arizona*					INACTIVE (KNEE)					
Dec 12	at Green Bay					INACTIVE (KNEE)					
Dec 19	vs. Minnesota					PLACED ON INJURED RESERVE (KNEE) 12/16/04					
<b>Regular Season Totals</b>		<b>0/0</b>	<b>0</b>	<b>0</b>	<b>0</b>	<b>0-0</b>	<b>0-0</b>	<b>0</b>	<b>0</b>	<b>0</b>	

2005 DETROIT (5-11)											
Date	Opponent	P/S	UT	A	TT	S-Yds.	I-Yds.	PD	FF	FR	
Sep 11	vs. Green Bay*	S	6	4	10	0-0	0-0	0	0	0	0
Sep 18	at Chicago	S	6	3	9	1-6	0-0	0	0	0	0
Oct 2	at Tampa Bay	S	7	3	10	0-0	0-0	0	0	0	0
Oct 9	vs. Baltimore*	S	5	3	8	0-0	0-0	0	0	0	0
Oct 16	vs. Carolina	S	6	2	8	0-0	1-34t	1	0	0	0
Oct 23	at Cleveland*	S	5	1	6	0-0	0-0	0	0	0	0
Oct 30	vs. Chicago	S	3	1	4	0-0	0-0	2	0	0	0
Nov 6	at Minnesota	S	0	3	3	0-0	0-0	0	0	0	0
Nov 13	vs. Arizona*	S	7	1	8	0-0	0-0	0	0	0	0
Nov 20	at Dallas					INACTIVE (ANKLE)					
Nov 24	vs. Atlanta	S	3	4	7	0-0	0-0	0	0	0	0
Dec 4	vs. Minnesota	S	0	2	2	0-0	0-0	0	0	0	0
Dec 11	at Green Bay					INACTIVE (ANKLE)					
Dec 18	vs. Cincinnati					PLACED ON INJURED RESERVE (ANKLE) 12/16/05					
<b>Regular Season Totals</b>		<b>11/11</b>	<b>48</b>	<b>27</b>	<b>75</b>	<b>1-6</b>	<b>1-34t</b>	<b>3</b>	<b>0</b>	<b>0</b>	

2006 DETROIT (3-13)											
Date	Opponent	P/S	UT	A	TT	S-Yds.	I-Yds.	PD	FF	FR	
Sep 10	vs. Seattle	P	1	5	6	1-9	0-0	0	0	0	0
Sep 17	at Chicago	P	2	3	5	0-0	0-0	1	0	0	0
Sep 24	vs. Green Bay	P	3	3	6	0-0	0-0	0	0	0	0
Oct 1	at St. Louis	S	2	6	8	0-0	0-0	0	0	0	0
Oct 8	at Minnesota	S	10	1	11	0-0	0-0	0	0	0	0
Oct 15	vs. Buffalo*	S	6	5	11	0-0	0-0	0	0	0	0
Oct 22	at N.Y. Jets	S	5	0	5	0-0	0-0	1	0	0	0
Nov 5	vs. Atlanta*	P	4	1	5	0-0	0-0	0	0	0	0
Nov 12	vs. San Francisco	S	1	2	3	0-0	0-0	0	0	0	0
Nov 19	at Arizona	S	4	1	5	0-0	0-0	0	0	0	0
Nov 23	vs. Miami	S	0	1	1	0-0	0-0	0	0	0	0
Dec 3	at New England	S	2	1	3	0-0	0-0	1	0	0	0
Dec 10	vs. Minnesota	S	1	2	3	0-0	0-0	0	0	0	0
Dec 17	at Green Bay	S	5	2	7	0-0	0-0	0	0	0	0
Dec 24	vs. Chicago	S	2	1	3	0-0	0-0	0	0	0	0
Dec 31	at Dallas*	S	3	0	3	0-0	0-0	0	0	0	0
<b>Regular Season Totals</b>		<b>16/12</b>	<b>51</b>	<b>34</b>	<b>85</b>	<b>1-9</b>	<b>0-0</b>	<b>3</b>	<b>0</b>	<b>0</b>	

2007 DETROIT (7-9)									
TACKLES									
Date	Opponent	P/S	UT	A	TT	S-Yds.	I-Yds.	PD	FF
Sep 9	at Oakland*	P	4	3	7	0-0	0-0	0	0
Sep 16	vs. Minnesota*	S	5	3	8	1.5-1	0-0	0	0
Sep 23	at Philadelphia	P	1	1	2	0-0	0-0	0	0
Sep 30	vs. Chicago*	S	2	3	5	0-0	0-0	0	0
Oct 7	at Washington	S	2	3	5	0-0	0-0	0	0
Oct 21	vs. Tampa Bay*	S	2	2	4	0-0	0-0	0	0
Oct 28	at Chicago*	S	2	4	6	0-0	0-0	0	0
Nov 4	vs. Denver*	S	6	3	9	0-0	0-0	1	0
Nov 11	at Arizona	S	2	1	3	0-0	0-0	0	0
Nov 18	at N.Y. Giants	P	4	2	6	1-7	0-0	0	0
Nov 22	vs. Green Bay	S	2	0	2	0-0	0-0	0	0
Dec 2	at Minnesota	S	0	0	0	0-0	0-0	0	0
Dec 9	vs. Dallas					INACTIVE (FLU)			
Dec 16	at San Diego	S	4	4	8	0-0	0-0	0	0
Dec 23	vs. Kansas City*	S	3	0	3	0-0	0-0	0	0
Dec 30	at Green Bay	S	5	1	6	1-8	0-0	0	1
Regular Season Totals		15/12	44	30	74	3.5-16	0-0	1	1



## CHAMP BAILEY

6-0 • 192 • 10TH YR. • GEORGIA

**BORN:** June 22, 1978, in Folkston, Ga.

**HIGH SCHOOL:** Charlton County High School, Folkston, Ga.

**ACQUIRED:** Trade (Washington), 2004

**NFL YEAR:** 10th • **YEAR WITH BRONCOS:** 5th

**NFL GAMES PLAYED/STARTED:** 141/141 • **POSTSEASON:** 5/5

24

CORNERBACK

#### BAILEY AT A GLANCE:

- A 10th-year cornerback whose eight career Pro Bowl selections (all consecutive) tie for the second most by a player at that position in NFL history and represent the longest streak by a cornerback in league annals.
- Earned Associated Press All-Pro and Pro Bowl honors during each of his four seasons in Denver, which acquired him in a trade from Washington in 2004.
- Leads the NFL with 24 interceptions since joining the Broncos in 2004 and ranks second in the league (first among cornerbacks) with 42 interceptions since his rookie year in 1999.
- Began his NFL career starting 99 consecutive regular-season games and has totaled the second-most starts (141) among league cornerbacks since 1999.
- Recorded 18 interceptions with Denver from 2005-06, marking the most by an NFL player in a two-year stretch since Everson Walls had 18 interceptions for Dallas from 1981-82.
- Owns the longest interception streak (five games, 2005 season) in Broncos history and enters 2008 tied for eighth in club annals with 24 interceptions in a Denver uniform.
- Tied for the NFL lead in 2006 with a career-best 10 interceptions, which marked the second-highest single-season total in Denver history and propelled him to a second-place finish in the Associated Press' Defensive Player of the Year voting.
- Turned in one of the most dramatic plays in NFL postseason lore when he returned an interception 100 yards in an AFC Divisional Playoff Game against New England (1/14/06), marking the longest non-scoring interception return in league playoff history.
- Led the NFL's No. 2 pass defense as a Redskin in 2000 with a team-high five interceptions.
- Became the youngest player in NFL history to post three interceptions in a game as a rookie with the Redskins (at Arizona, 10/17/99).
- Posted an interception in five of the nine season openers he has played.
- Won the 1998 Bronko Nagurski Award at the University of Georgia as the nation's top defensive player while also earning consensus All-America honors that year.
- A triple threat at Georgia as a cornerback, wide receiver and kickoff/punt returner who averaged 103.5 all-purpose yards per game as a junior.

#### 24's TROPHY CASE

Pro Bowl Selections (8) ..... 2000-07  
 All-Pro (First Team) (3) ..... 2004-06  
 All-Pro (Second Team) ..... 2007

#### BAILEY AMONG NFL LEADERS IN INTERCEPTIONS

##### MOST INTERCEPTIONS, NFL, 1999-2007

(Bailey's NFL Career)		
Player	Team	INTs
1. Darren Sharper	Min./G.B.	51
2. <b>Champ Bailey</b>	Den./Was.	42
3. Dre Bly	Den./Det./Stl.	38
4. Tory James	N.E./Cin./Oak./Den.	37
5. Three Players		34

##### MOST INTERCEPTIONS, NFL, 2004-07

(Bailey's Broncos Career)		
Player	Team	INTs
1. <b>Champ Bailey</b>	Denver	24
2. Ed Reed	Baltimore	22
3. Darren Sharper	Minnesota	21
4. Asante Samuel	New England	20
5. Rashean Mathis	Jacksonville	19

- Joined the Broncos on March 4, 2004, in a trade with Washington that brought Bailey and a second-round draft choice (RB Tatum Bell) to Denver in exchange for running back Clinton Portis.
- Selected by Washington in the first round (seventh overall) of the 1999 NFL Draft.

**CAREER TRANSACTIONS:** Signed by Washington as a draft choice 7/29/99; Traded to Denver 3/4/04; Signed by Denver 3/22/04.

**2007:** Bailey earned his eighth Pro Bowl selection (all consecutive) along with second-team Associated Press All-Pro honors with Denver, starting all 15 games played and tying for third on the club (first among defensive backs) with 81 tackles (68 solo)... Eight-year streak of making the Pro Bowl marked the third-longest current streak in the NFL behind Ravens' Jonathan Ogden (11 yrs.) and Chiefs TE Tony Gonzalez (9 yrs.)... Also finished with three interceptions (3 yds.) and 14 pass breakups while adding five special-teams stops... Was called for just one penalty (5 yds.) on the season... Contributed five tackles (3 solo) and two special-teams stops in the season opener at Buf. (9/9) as Denver allowed only 97 passing yards in its win... Intercepted his first pass of the season vs. Oak. (9/16), helping the Broncos limit the Raiders to 53 passing yards and hold consecutive opponents to less than 75 net passing yards in consecutive games for just the third time since the 1970 merger... Added five tackles (4 solo) vs. S.D. (10/7) before leaving the game with a quadriceps injury in the second quarter that forced him to be declared inactive vs. Pit. (10/21)... Made three solo tackles and intercepted a pass at K.C. (11/11)... Paced the secondary with four solo tackles and an interception among two passes defended vs. K.C. (12/9).

**2006:** Bailey earned first-team Associated Press All-Pro honors for the third consecutive season with Denver and was selected to play in the Pro Bowl for the seventh year in a row after tying for the NFL lead with a career-high 10 interceptions as a 16-game starter... Was one of only three consensus first-team All-Pro selections by the Associated Press (Miami DE Jason Taylor and San Diego RB LaDainian Tomlinson) and finished second in AP's Defensive Player of the Year voting behind the Dolphins' Taylor... Placed third on the Broncos with 98 tackles (84 solo) and added a career-high 30 pass breakups and a fumble recovery along with 10 interceptions (162 yds., including one touchdown)... Led NFL with 11 takeaways, and six of his 10 interceptions came inside Denver's 4-yard line (three in the end zone, one at the 1-yard line and two at the 3-yard line)... Shared the league interception lead with New England's Asante Samuel, and his 10 interceptions marked the second-best single-season total in Broncos annals... Earned the AFC's Defensive Player of the Month award for the second time in his career when he was recognized for his play in October as he recorded three interceptions, 20 tackles (13 solo) and nine passes defended during the month... Recorded an interception for the third consecutive game at Cle. (10/22)... Paced the team's defensive backs with 10 tackles (8 solo) and six passes defended, including a pair of interceptions (both inside Denver's 5-yard line) for his third career multiple-interception game, at Pit. (11/5)... Recorded four tackles (3 solo) and had two interceptions (37 yds.) for his fourth career multiple-interception game at Ari. (12/17)... Made six tackles and returned an interception 70 yards for his fourth career touchdown vs. S.F. (12/31).

**2005:** Despite dealing with nagging injury problems beginning with a hamstring ailment in training camp, Bailey turned in one of the finest single-season defensive performances in the NFL for the Broncos, earning first-team Associated Press All-Pro and Pro Bowl honors... AP All-Pro selection was the second of his career while his Pro Bowl nomination marked his sixth consecutive such honor... Finished the season fourth on the Broncos with 72 tackles (62 solo) while leading the team with a career-high eight interceptions (139 yds.) and 28 passes defended... Eight interceptions tied for fourth in the league and stood as the fourth-best single-season performance in Broncos history... 139 interception return yards also placed fourth in Broncos history for a single-season output... Returned two of his interceptions for touchdowns to become the sixth player in team annals to return two interceptions for touchdowns in a single season... Recorded at least one interception in a team-record five consecutive games midway through the year and forced two fumbles on the season... Totaled one interception in each of the Broncos' three November contests to earn AFC Defensive Player of the Month honors...

#### TIED FOR SECOND IN PRO BOWL SELECTIONS BY CORNERBACKS

##### MOST PRO BOWL SELECTIONS AT THE CORNERBACK POSITION, NFL HISTORY

Player	Pro Bowls	Years Selected
1. Mike Haynes	9	1976-80, '82, '84-86
2. <b>Champ Bailey</b>	8	2000-07
Lemar Parrish	8	1970, '71, '74-77, '79-80
Deion Sanders	8	1991-94, '96-99

## IT STARTS WITH CHAMP

### MOST STARTS BY CORNERBACKS, NFL, 1999-2007

Cornerback	Team	Starts
1. Ronde Barber	Tampa Bay	143
2. <b>Champ Bailey</b>	<b>Den./Was.</b>	<b>141</b>
3. Sam Madison	NYG/Mia.	135
4. Chris McAlister	Baltimore	122

Recorded two solo tackles, one interception and three passes defended in an AFC Divisional Playoff Game vs. N.E. (1/14)... With the Patriots driving for a potential go-ahead score in the third quarter, he intercepted Tom Brady's pass in the end zone and returned it 100 yards to the New England 1-yard line to set up a Denver touchdown... Play marked the longest return in team annals as well as the longest non-scoring and second-longest interception return in NFL postseason history... Contributed seven solo tackles, one interception, two passes defended and one forced fumble at Mia. (9/11) before leaving the game in the third quarter with a left shoulder injury... Interception against Miami marked his fifth interception in the seven opening days he has played... Made four tackles (3 solo) and intercepted one pass in the home opener vs. S.D. (9/18) that he returned for a touchdown to spark Denver's comeback win... Limited by the hamstring injury that hampered him during the preseason vs. K.C. (9/26)... Injury forced him inactive for the next two games, ending his streak of consecutive starts at 99 and forcing the cornerback to miss the first games of his NFL career... Returned to the starting lineup to start the 100th game of his career vs. N.E. (10/16)... Opened the game's scoring by returning his sixth interception of the season 65 yards for a touchdown at Dal. (11/24) on Thanksgiving... Extended his streak of consecutive games with an interception to a club-record five games vs. Bal. (12/11).

**2004:** Bailey started all 16 regular-season games with the Broncos after being acquired in a blockbuster off-season trade, earning his fifth consecutive trip to the Pro Bowl and first Associated Press All-Pro nomination after a stellar campaign... Ranked fourth on the team and led all Denver cornerbacks in tackles with 84 (74 solo)... Tallied a team-high three interceptions (0 yds.) along with 13 pass breakups while appearing on offense in three games (one catch for 11 yds. vs. K.C. 9/12)... Extended his consecutive start streak to 96 games in 2004... Registered seven tackles (all solo) in the Broncos' AFC Wild Card Game at Ind. (1/9)... Intercepted his first pass as a Bronco in the second quarter of the season opener vs. K.C. (9/12) and made five tackles (4 solo)... Interception against the Chiefs marked his fourth career interception on opening day... Also saw action on several third-down situations as a receiver against Kansas City and caught an 11-yard pass from Jake Plummer on a third-and-12 in the first quarter while lined up at running back for the Broncos' first catch of the season... Play marked the first time since 1993 that a Broncos defensive player (LB Dave Wyman) made a reception...

### BAILEY'S INTs BY QUARTERBACK

\*denotes win (Bailey's teams are 23-7, including postseason, in games in which he records an interception.)

QB	INTs	Dates
Jake Plummer	5	2 at Ari. 10/17/99*, 1 vs. Ari., 12/12/99* 1 vs. Ari. 12/24/00*, 1 vs. Ari., 9/8/02*
Trent Green	3	1 at Stl., 11/20/00*, 1 vs. K.C., 9/12/04*, 1 at K.C., 12/4/05
Charlie Batch	2	at Det., 9/10/00
Tom Brady	2	1 vs. N.E., 9/28/03*, 1 vs. N.E., 1/14/06* (AFC Divisional)
Aaron Brooks	2	1 at N.O., 12/30/01*, 1 at N.O., 11/21/04*
Kerry Collins	2	1 at NYG, 12/7/03*, 1 at Oak., 11/13/05*
Brodie Croyle	2	1 at K.C., 11/11/07*, 1 vs. K.C., 12/9/07*
Gus Frerotte	2	1 vs. Det., 1/8/00* (NFC Wild Card), 1 at Mia., 9/11/05
Matt Hasselbeck	2	1 vs. Sea., 11/4/01*, 1 vs. Sea., 12/3/06
Matt Leinart	2	2 at Ari., 12/17/06*
Steve McNair	2	at Ten., 10/6/02*, 1 vs. Bal., 10/9/06*
Carson Palmer	2	1 at Cin., 10/25/04, 1 vs. Cin., 12/24/06*
Ben Roethlisberger	2	2 at Pitt., 11/5/06*
Troy Aikman	1	vs. Dal., 9/12/99
Drew Bledsoe	1	at Dal., 11/24/05*
Kyle Bolter	1	vs. Bal., 12/11/05*
Drew Brees	1	vs. S.D., 9/18/05*
Dave Brown	1	vs. Ari., 10/17/99*
Doug Flutie	1	at S.D., 9/9/01
Charlie Frye	1	at Cle., 10/22/06*
Jeff Garcia	1	at S.F., 9/22/02
Eli Manning	1	at NYG, 10/23/05
Josh McCown	1	vs. Oak., 9/16/07*
Donovan McNabb	1	vs. Phi., 11/26/00
Alex Smith	1	vs. S.F., 12/31/06
Vinny Testaverde	1	vs. NYJ, 11/20/05*
Andrew Walter	1	vs. Oak., 10/15/06*

Recorded one interception on *Monday Night Football* at Cin. (10/25)... Led Denver with 13 tackles (11 solo) and added one interception at N.O. (11/21)... Had a strong showing in Denver's regular-season finale vs. Ind. (1/2) with eight tackles (7 solo) and a pass breakup, helping the Broncos secure their second consecutive playoff berth.

**2003:** Bailey earned his fourth consecutive trip to the Pro Bowl during his final season with Washington, starting all 16 games and finishing with 72 tackles (61 solo), two interceptions (2 yds.), two fumble recoveries and one forced fumble... Posted 17 pass breakups... Recorded six solo tackles, one interception and one forced fumble vs. N.E. (9/28)... Made a key play on the Patriots' first possession of the second half when he forced a fumble that was recovered by Matt Bowen at the 1-yard line, leading to a touchdown... Had two tackles (1 solo), his second interception (2 yds.) and one fumble recovery at NYG (12/7)... Recorded two tackles (1 solo) and two passes defended at Chi. (12/21) but left the game in the second quarter due to a facial contusion.

**2002:** Bailey once again proved himself as an elite cornerback, continually shutting down the opponents' top receiving threat while setting a single-season career high in tackles with 84 (67 solo) and adding three interceptions (2 yds.) for the Redskins... Earned his third consecutive Pro Bowl berth... Credited with 28 pass breakups on the year... Posted seven tackles and intercepted Jake Plummer for the fifth time in his career on the way to recording seven tackles (6 solo) vs. Ari. (9/8)... Saw his first action on offense since 2000 vs.

## MAKING AN IMPACT

### 2006 NFL INTERCEPTION LEADERS

Player	INTs	Yds.	Avg.	TDs
1. <b>Champ Bailey, Den.</b>	<b>10</b>	<b>162</b>	<b>16.2</b>	<b>1</b>
Asante Samuel, N.E.	10	120	12.0	0
3. Rashean Mathis, Jac.	8	146	18.3	2
Walt Harris, S.F.	8	84	10.5	1
Charles Woodson, G.B.	8	61	7.6	1
Nnamdi Asomugha, Oak.	8	59	7.4	1

### MOST INTERCEPTIONS BY A BRONCO, SEASON

Player	INTs	Yds.	Avg.	TDs
1. Goose Gosounlin, 1960	11	98	8.9	0
2. <b>Champ Bailey, 2006</b>	<b>10</b>	<b>162</b>	<b>16.2</b>	<b>1</b>
3. Deltha O'Neal, 2001	9	115	12.8	0
Tyrone Braxton, 1996	9	128	14.2	1
Willie Brown, 1964	9	140	15.6	0
6. <b>Champ Bailey, 2005</b>	<b>8</b>	<b>139</b>	<b>17.4</b>	<b>2</b>

Phi. (9/16), taking a reverse four yards... Recorded one interception vs. S.F. (9/22) and at Ten. (10/6)... Made a season-high nine tackles and had a pass deflection as well as three punt returns for 47 yards vs. Stl. (11/24)... Posted five tackles and three pass breakups while returning five punts for 69 yards (13.8 avg.) at Dal. (11/28) on Thanksgiving.

**2001:** Bailey started all 16 games at cornerback for Washington and was named a first alternate on the Pro Bowl squad... Earned an invite to the Pro Bowl after the Eagles' Troy Vincent withdrew due to injury for his second career Pro Bowl appearance... Finished fifth on the team in tackles (51) and tied for second in interceptions (3)... Credited with a team-high 18 passes defended, one forced fumble and a fumble recovery... Opened the year with four tackles, one interception and one fumble recovery at S.D. (9/9)... Made four tackles and recorded his first career forced fumble at NYG (10/7)... Picked off a Matt Hasselbeck pass on the Seahawks' 12-yard line vs. Sea. (11/4)... Recorded four tackles, one interception and three passes defended at N.O. (12/30).

**2000:** Bailey was voted a starting cornerback on the NFC Pro Bowl team after becoming one of the league's most feared defensive backs for the Redskins... Helped anchor the NFL's second-rated pass defense, totaling team highs in interceptions (5-48 yds.) and passes defended (14)... Finished the year with 66 tackles (52 solo), made five solo stops on special teams and posted the first fumble recovery of his career (vs. Dal. 9/18)... Started all 16 games... Was a weapon on offense, catching three passes for 78 yards (26.0 avg.), including a long of 42, and rushing for one touchdown... Named The Quarterback Club Redskins Player of the Year, beating out running back Stephen Davis as well as defensive ends Bruce Smith and Marco Coleman... Posted a career-high eight solo tackles in the season opener vs. Car. (9/3)... Intercepted two Charlie Batch passes (0 yds.) at Det. (9/10)... Had another big game vs. Dal. (9/18), recovering his first career fumble and returning his first career punt 54 yards after taking a handoff on a reverse from Deion Sanders... Saw the first action of his career at wide receiver in that game... Started at cornerback and wide receiver vs. Bal. (10/15)... Made a key interception at Stl. (11/20), catching a Trent Green pass nine yards deep in the end zone and returning it 48 yards... Caught his first career pass, a 24-yarder, at Dal. (12/10)... Displayed his versatility in Washington's season-finale vs. Ari. (12/24), catching two Brad Johnson passes for 54 yards... Also rushed once for a 7-yard touchdown against the Cardinals and intercepted a Jake Plummer pass (0 yds.) for one of his season-high four pass breakups... Participated in 70 plays (eight offense, 53 defense, nine special teams) against Arizona.

**1999:** Selected by Washington in the first round (seventh overall) of the 1999 NFL Draft, Bailey had an exceptional rookie season in which he showed he had all the tools to be a star cornerback in the NFL... One of the most versatile players to enter the league who started all 16 regular-season games at cornerback to finish second on the Redskins in interceptions (5 for 55 yds., including a 59-yd. touchdown return at Ari. 10/17) while posting 83 tackles (64 solo), 19 pass breakups and one sack (12 yds.)... Saw consistent action on special teams, collecting 54 blocks and 14 tackles (10 solo)... Started both playoff games to total four tackles... Honored by the NFL as its October Defensive Rookie of the Month... Professional career got off to an impressive start when he intercepted a Drew Bledsoe pass and returned it 46 yards for a touchdown in the opening preseason game against New England... Picked off a Troy Aikman pass for his first career interception and made six tackles (4 solo) in the regular-season opener vs. Dal. (9/12)... Biggest game came in the Redskins' win at Ari. (10/17) when he intercepted three passes (51 yds.) to become the youngest player in NFL history and the 15th Redskin to perform such a feat... Returned one interception 59 yards for a second quarter touchdown, his first score, against the Cardinals on the way to earning NFC Defensive Player of the Week honors... Recorded the first sack (12 yds.) of his career on Donovan McNabb at Phi. (11/14)... Picked off his fifth pass of the year vs. Ari. (12/12).

**COLLEGE:** Bailey was regarded as one of college football's greatest multiple threats (offense, defense and special teams) in his three seasons at the University of Georgia... During his final year at Georgia as a junior, registered 52 tackles (four for losses), three interceptions, seven passes defended, 47 catches for 744 yards (15.8 avg.), five touchdowns, 84 yards rushing on 16 carries, 12 kickoff returns for 261 yards and four punt returns for 49 yards... Averaged 103.5 all-purpose yards per game and logged 957 plays (547 defense, 301 offense and

## BAILEY IN THE RUNNING FOR DEFENSIVE PLAYER OF THE YEAR

### 2006 NFL DEFENSIVE PLAYER OF THE YEAR VOTING (ASSOCIATED PRESS)

Player	Position	Team	Votes
1. Jason Taylor	Defensive End	Miami	22
2. <b>Champ Bailey</b>	<b>Cornerback</b>	<b>Denver</b>	<b>16</b>
3. Shawne Merriman	Linebacker	San Diego	6
4. Brian Urlacher	Linebacker	Chicago	4
5. Ray Lewis	Linebacker	Baltimore	1
Trevor Pryce	Defensive End	Baltimore	1



### A CONSISTENT THREAT

#### LONGEST INTERCEPTION STREAKS, BRONCOS HISTORY (REGULAR SEASON)

Player	Gms.	Year (Games)
1. Champ Bailey	5	2005 (Gms. 9-13)
2. Tyrone Braxton	4	1996 (Gms. 12-15)
3. Champ Bailey	3	2006 (Gms. 4-6 and 14-16)
Several players	3	

109 special teams) on the way to earning consensus All-America and first-team All-Southeastern Conference honors and claiming the Bronko Nagurski Award as the nation's top defensive player following his junior season... Against Virginia in the Peach Bowl, caught three passes for 73 yards, including a 14-yard touchdown, rushed three times for nine yards, returned five kickoffs for 104 yards, returned a punt 12 yards, and posted two tackles and one pass defended at cornerback... Played 33 games (24 starts) and recorded 147 total tackles, two fumble recoveries, one forced fumble, eight interceptions and 27 passes defended in three years at Georgia... Was a first-team All-SEC selection as a sophomore, starting every game at left cornerback and one game at wide receiver.

**PERSONAL:** Bailey attended Charlton County High School in Folkston, Ga., where he was a Class-A all-state selection in football while earning *USA Today* honorable mention All-America honors and second-team all-south accolades... Voted MVP in each of his final three seasons and rushed for 1,858 yards with 28 touchdowns, threw for 277 yards, averaged 33.3 yards on punts, and totaled 37 tackles and two interceptions as a senior... For his high school career, rushed for 3,573 yards with 58 touchdowns, passed for 1,211 yards with 10 scores, gained 5,855 total yards and scored 394 points... Also posted 80 tackles, eight interceptions and four fumble recoveries... Was an honorable mention all-state selection in basketball and the state high jump champion as a junior... Set a school indoor long jump record of 25-10 3/4 feet to finish third at the SEC Indoor Track and Field Championships as a junior at Georgia in 1998... Younger brother, Boss, was an All-SEC linebacker at Georgia and was selected by the Detroit Lions in the second round of the 2003 NFL Draft... Boss signed with Denver as an unrestricted free agent in 2008... Although his given first name is Roland, Bailey was nicknamed "Champ" by his mother... First back-to-back winner of the Colorado Sports Hall of Fame's Pro Athlete of the Year award (2005-06) and became one of four athletes in the state's history who have won the award multiple times... Roland "Champ" Bailey was born on June 22, 1978, in Folkston, Ga.

#### BAILEY'S REGULAR SEASON RECORD

Year	Club	G	S	UT	A	TT	S-Yds.	I-Yds.	PD	FF	FR	TD-Int.	TD-FR	S	Pts.
1999	Washington	16	16	64	19	83	1-12	5-55	19	0	0	1	0	0	6
2000	Washington	16	16	52	14	66	0-0	5-48	14	0	1	0	0	0	0
2001	Washington	16	16	49	2	51	0-0	3-17	18	1	1	0	0	0	0
2002	Washington	16	16	67	17	84	0-0	3-2	28	0	0	0	0	0	0
2003	Washington	16	16	61	11	72	0-0	2-2	17	1	2	0	0	0	0
2004	Denver	16	16	74	10	84	0-0	3-0	13	0	0	0	0	0	0
2005	Denver	14	14	62	10	72	0-0	8-139	28	2	0	2	0	0	12
2006	Denver	16	16	84	14	98	0-0	10-162	30	0	1	1	0	0	6
2007	Denver	15	15	68	13	81	0-0	3-3	14	0	0	0	0	0	0
<b>CAREER TOTALS</b>	<b>141</b>	<b>141</b>	<b>581</b>	<b>110</b>	<b>691</b>	<b>1-12</b>	<b>42-428</b>	<b>181</b>	<b>4</b>	<b>5</b>	<b>4</b>	<b>0</b>	<b>0</b>	<b>0</b>	<b>24</b>
<b>BRONCOS TOTALS</b>	<b>61</b>	<b>61</b>	<b>288</b>	<b>47</b>	<b>335</b>	<b>0-0</b>	<b>24-304</b>	<b>85</b>	<b>2</b>	<b>1</b>	<b>3</b>	<b>0</b>	<b>0</b>	<b>0</b>	<b>18</b>

**ADDITIONAL STATISTICS:** Special teams tackles — 1999 (12), 2000 (4), 2003 (1), 2007 (5), TOTAL (22). Miscellaneous tackles — 2000 (1), TOTAL (1). Punt returns — 2000 (1 for 65 yds., includes a 54-yd. handoff, 1 FC), 2002 (24 for 238 yds., 9.9 avg., 4 FC, 39-yd. long), TOTAL (25 for 303 yds., 12.1 avg., 5 FC, 54-yd. long). Kick returns — 2002 (1 for 17 yds.), TOTAL (1 for 17 yds.). Receptions — 2000 (3 for 78 yds., 26.0 avg., 42-yd. long), 2004 (1 for 11 yds.), TOTAL (4 for 89 yds., 22.3 avg., 42-yd. long). Rushes — 2000 (1 for 7 yds., -TD), 2002 (1 for 4 yds.), TOTAL (2 for 11 yds., 5.5 avg., 7-yd. long, TD).

#### BAILEY'S POSTSEASON RECORD

Year	Club	G	S	UT	A	TT	S-Yds.	I-Yds.	PD	FF	FR	TD-Int.	TD-FR	S	Pts.
1999	Washington	2	2	4	0	4	0-0	1-5	2	0	0	0	0	0	0
2004	Denver	1	1	7	0	7	0-0	0-0	0	0	0	0	0	0	0
2005	Denver	2	2	3	2	5	0-0	1-100	4	0	0	0	0	0	0
<b>CAREER TOTALS</b>	<b>5</b>	<b>5</b>	<b>14</b>	<b>2</b>	<b>16</b>	<b>0-0</b>	<b>2-105</b>	<b>6</b>	<b>0</b>	<b>0</b>	<b>0</b>	<b>0</b>	<b>0</b>	<b>0</b>	<b>0</b>
<b>BRONCOS TOTALS</b>	<b>3</b>	<b>3</b>	<b>10</b>	<b>2</b>	<b>12</b>	<b>0-0</b>	<b>1-100</b>	<b>4</b>	<b>0</b>	<b>0</b>	<b>0</b>	<b>0</b>	<b>0</b>	<b>0</b>	<b>0</b>

#### BAILEY'S SINGLE GAME HIGHS

(Postseason in parentheses)

**Interceptions** — 3 at Arizona, 10/17/99 (1, twice, last vs. New England, 1/14/06). **Interception return yards** — 70 vs. San Francisco, 12/31/06 (100 vs. New England, 1/14/06). **Sacks** — 1 at Philadelphia, 11/14/99 (none). **Sack yards** — 12 at Philadelphia, 11/14/99 (none). **Receptions** — 2 vs. Arizona, 12/24/00 (none). **Receiving yards** — 54 vs. Arizona, 12/24/00 (none). **Longest reception** — 42 vs. Arizona, 12/24/00 (none). **Receiving touchdowns** — None (none). **Rushes** — 1, twice, last vs. Philadelphia, 9/16/02 (none). **Rushing yards** — 7 vs. Arizona, 12/24/00 (none). **Longest rush** — 7 vs. Arizona, 12/24/00 (none). **Rushing touchdowns** — 1 vs. Arizona, 12/24/00 (none). **Punt returns** — 5, three times, last vs. Dallas, 12/29/02 (none). **Punt return yards** — 69 at Dallas, 11/28/02 (none). **Longest punt return** — 54-yd. handoff vs. Dallas, 9/18/00 (none). **Punt return touchdowns** — None (none). **Kick returns** — 1 vs. Dallas, 12/29/02 (none). **Kick return yards** — 17 vs. Dallas, 12/29/02 (none). **Longest kick return** — 17 vs. Dallas, 12/29/02 (none). **Kick return touchdowns** — None (none).

### BAILEY'S MULTIPLE INTERCEPTION GAMES (4)

\*denotes win (Bailey's teams are 3-1 when he records more than one interception in a game.)

Date	Opponent	I-Yds.
10/17/99	at Arizona*	3-51
9/10/00	at Detroit	2-0
11/5/06	at Pittsburgh*	2-5
12/17/06	at Arizona*	2-37

### CHAMP BAILEY'S CAREER GAME-BY-GAME

(Victories asterisked)

1999 WASHINGTON (10-6)		TACKLES									
Date	Opponent	P/S	UT	A	TT	S-Yds.	I-Yds.	PD	FF	FR	
Sep 12	vs. Dallas	S	4	2	6	0-0	1-4	1	0	0	
Sep 19	at N.Y. Giants*	S	7	1	8	0-0	0-0	0	0	0	
Sep 26	at N.Y. Jets*	S	5	0	5	0-0	0-0	2	0	0	
Oct 3	vs. Carolina*	S	6	2	8	0-0	0-0	2	0	0	
Oct 17	at Arizona*	S	2	2	4	0-0	3-51	3	0	0	
Oct 24	at Dallas	S	2	0	2	0-0	0-0	0	0	0	
Oct 31	vs. Chicago*	S	7	1	8	0-0	0-0	1	0	0	
Nov 7	vs. Buffalo	S	3	1	4	0-0	0-0	0	0	0	
Nov 14	at Philadelphia	S	2	0	2	1-12	0-0	1	0	0	
Nov 21	vs. N.Y. Giants*	S	3	1	4	0-0	0-0	2	0	0	
Nov 28	vs. Philadelphia*	S	3	1	4	0-0	0-0	0	0	0	
Dec 5	at Detroit	S	4	2	6	0-0	0-0	1	0	0	
Dec 12	vs. Arizona*	S	2	1	3	0-0	1-0	1	0	0	
Dec 19	at Indianapolis	S	4	1	5	0-0	0-0	1	0	0	
Dec 26	at San Francisco*	S	3	1	4	0-0	0-0	2	0	0	
Jan 2	vs. Miami*	S	7	3	10	0-0	0-0	2	0	0	
<b>Regular Season Totals</b>			<b>16/16</b>	<b>64</b>	<b>19</b>	<b>83</b>	<b>1-12</b>	<b>5-55</b>	<b>19</b>	<b>0</b>	<b>0</b>
Jan 8	vs. Detroit*†	S	3	0	3	0-0	1-5	2	0	0	
Jan 15	at Tampa Bay&	S	1	0	1	0-0	0-0	0	0	0	
<b>Postseason Totals</b>			<b>2/2</b>	<b>4</b>	<b>0</b>	<b>4</b>	<b>0-0</b>	<b>1-5</b>	<b>2</b>	<b>0</b>	<b>0</b>

†NFC Wild Card Playoff Game; &NFC Divisional Playoff Game

2000 WASHINGTON (8-8)		TACKLES									
Date	Opponent	P/S	UT	A	TT	S-Yds.	I-Yds.	PD	FF	FR	
Sep 3	vs. Carolina*	S	8	0	8	0-0	0-0	1	0	0	
Sep 10	at Detroit	S	1	1	2	0-0	2-0	2	0	0	
Sep 18	vs. Dallas	S	2	0	2	0-0	0-0	0	0	1	
Sep 24	at N.Y. Giants*	S	6	1	7	0-0	0-0	1	0	0	
Oct 1	vs. Tampa Bay*	S	4	1	5	0-0	0-0	0	0	0	
Oct 8	at Philadelphia*	S	2	1	3	0-0	0-0	0	0	0	
Oct 15	vs. Baltimore*	S	1	1	2	0-0	0-0	0	0	0	
Oct 22	at Jacksonville*	S	5	3	8	0-0	0-0	1	0	0	
Oct 30	vs. Tennessee	S	1	2	3	0-0	0-0	1	0	0	
Nov 5	at Arizona	S	2	1	3	0-0	0-0	1	0	0	
Nov 20	at St. Louis*	S	1	0	1	0-0	1-48	1	0	0	
Nov 26	vs. Philadelphia	S	3	1	4	0-0	1-0	1	0	0	
Dec 3	vs. N.Y. Giants	S	4	1	5	0-0	0-0	1	0	0	
Dec 10	at Dallas	S	2	1	3	0-0	0-0	0	0	0	
Dec 16	at Pittsburgh	S	5	0	5	0-0	0-0	0	0	0	
Dec 24	vs. Arizona*	S	5	0	5	0-0	1-0	4	0	0	
<b>Regular Season Totals</b>			<b>16/16</b>	<b>52</b>	<b>14</b>	<b>66</b>	<b>0-0</b>	<b>5-48</b>	<b>14</b>	<b>0</b>	<b>1</b>

2001 WASHINGTON (8-6)		TACKLES									
Date	Opponent	P/S	UT	A	TT	S-Yds.	I-Yds.	PD	FF	FR	
Sep 9	at San Diego	S	4	0	4	0-0	1-5	1	0	1	
Sep 24	at Green Bay	S	3	0	3	0-0	0-0	1	0	0	
Sep 30	vs. Kansas City	S	4	0	4	0-0	0-0	2	0	0	
Oct 7	at N.Y. Giants	S	3	1	4	0-0	0-0	0	1	0	
Oct 15	at Dallas	S	1	0	1	0-0	0-0	0	0	0	
Oct 21	vs. Carolina*	S	5	0	5	0-0	0-0	0	0	0	
Oct 28	vs. N.Y. Giants*	S	1	0	1	0-0	0-0	3	0	0	
Nov 4	vs. Seattle*	S	0	0	0	0-0	1-0	2	0	0	
Nov 18	at Denver*	S	2	0	2	0-0	0-0	0	0	0	
Nov 25	at Philadelphia*	S	5	0	5	0-0	0-0	3	0	0	
Dec 2	vs. Dallas	S	5	0	5	0-0	0-0	0	0	0	
Dec 9	at Arizona*	S	3	0	3	0-0	0-0	1	0	0	
Dec 16	vs. Philadelphia	S	2	1	3	0-0	0-0	0	0	0	
Dec 23	vs. Chicago	S	6	0	6	0-0	0-0	1	0	0	
Dec 30	at New Orleans*	S	4	0	4	0-0	1-12	3	0	0	
Jan 6	vs. Arizona*	S	1	0	1	0-0	0-0	1	0	0	
<b>Regular Season Totals</b>			<b>16/16</b>	<b>49</b>	<b>2</b>	<b>51</b>	<b>0-0</b>	<b>3-17</b>	<b>18</b>	<b>1</b>	<b>1</b>

2002 WASHINGTON (7-9) TACKLES											
Date	Opponent	P/S	UT	A	TT	S-Yds.	I-Yds.	PD	FF	FR	
Sep 8	vs. Arizona*	S	6	1	7	0-0	1-2	1	0	0	
Sep 16	vs. Philadelphia	S	6	0	6	0-0	0-0	0	0	0	
Sep 22	at San Francisco	S	2	2	4	0-0	1-0	3	0	0	
Oct 6	at Tennessee*	S	6	0	6	0-0	1-0	2	0	0	
Oct 13	vs. New Orleans	S	3	1	4	0-0	0-0	0	0	0	
Oct 20	at Green Bay	S	5	0	5	0-0	0-0	2	0	0	
Oct 27	vs. Indianapolis*	S	3	0	3	0-0	0-0	0	0	0	
Nov 3	at Seattle*	S	5	1	6	0-0	0-0	2	0	0	
Nov 10	at Jacksonville	S	5	2	7	0-0	0-0	0	0	0	
Nov 17	at N.Y. Giants	S	6	2	8	0-0	0-0	7	0	0	
Nov 24	vs. St. Louis*	S	5	4	9	0-0	0-0	1	0	0	
Nov 28	at Dallas	S	4	1	5	0-0	0-0	3	0	0	
Dec 8	vs. N.Y. Giants	S	5	2	7	0-0	0-0	2	0	0	
Dec 15	at Philadelphia	S	3	0	3	0-0	0-0	0	0	0	
Dec 22	vs. Houston*	S	2	1	3	0-0	0-0	3	0	0	
Dec 29	vs. Dallas*	S	1	0	1	0-0	0-0	2	0	0	
Regular Season Totals			16/16	67	17	84	0-0	3-2	28	0	0

2003 WASHINGTON (5-11)						TACKLES				
Date	Opponent	P/S	UT	A	TT	S-Yds.	I-Yds.	PD	FF	FR
Sep 4	vs. N.Y. Jets*	S	3	1	4	0-0	0-0	0	0	0
Sep 14	at Atlanta*	S	3	0	3	0-0	0-0	2	0	0
Sep 21	vs. N.Y. Giants	S	4	2	6	0-0	0-0	5	0	0
Sep 28	vs. New England*	S	6	0	6	0-0	1-0	1	1	0
Oct 5	at Philadelphia	S	8	0	8	0-0	0-0	0	0	0
Oct 12	vs. Tampa Bay	S	1	1	2	0-0	0-0	0	0	0
Oct 19	at Buffalo	S	6	0	6	0-0	0-0	0	0	0
Nov 2	at Dallas	S	2	1	3	0-0	0-0	1	0	0
Nov 9	vs. Seattle*	S	2	3	5	0-0	0-0	0	0	0
Nov 16	at Carolina	S	9	0	9	0-0	0-0	2	0	1
Nov 23	at Miami	S	4	0	4	0-0	0-0	1	0	0
Nov 30	vs. New Orleans	S	4	0	4	0-0	0-0	1	0	0
Dec 7	at N.Y. Giants*	S	1	1	2	0-0	1-2	1	0	1
Dec 14	vs. Dallas	S	3	0	3	0-0	0-0	2	0	0
Dec 21	at Chicago	S	1	1	2	0-0	0-0	0	0	0
Dec 27	vs. Philadelphia	S	4	1	5	0-0	0-0	1	0	0
Regular Season Totals		16/16	61	11	72	0-0	2-2	17	1	2

2004 DENVER (10-6)			TACKLES							
Date	Opponent	P/S	UT	A	TT	S-Yds.	I-Yds.	PD	FF	FR
Sep 12	vs. Kansas City*	S	4	1	5	0-0	1-0	3	0	0
Sep 19	at Jacksonville	S	5	0	5	0-0	0-0	0	0	0
Sep 26	vs. San Diego*	S	4	2	6	0-0	0-0	1	0	0
Oct 3	at Tampa Bay*	S	3	1	4	0-0	0-0	0	0	0
Oct 10	vs. Carolina*	S	4	1	5	0-0	0-0	0	0	0
Oct 17	at Oakland*	S	4	0	4	0-0	0-0	0	0	0
Oct 25	at Cincinnati	S	8	1	9	0-0	1-0	1	0	0
Oct 31	vs. Atlanta*	S	6	0	6	0-0	0-0	0	0	0
Nov 7	vs. Houston*	S	5	0	5	0-0	0-0	0	0	0
Nov 21	at New Orleans*	S	11	2	13	0-0	1-0	2	0	0
Nov 28	vs. Oakland	S	0	0	0	0-0	0-0	0	0	0
Dec 5	at San Diego	S	6	0	6	0-0	0-0	1	0	0
Dec 12	vs. Miami	S	3	0	3	0-0	0-0	2	0	0
Dec 19	at Kansas City	S	3	1	4	0-0	0-0	1	0	0
Dec 25	at Tennessee*	S	1	0	1	0-0	0-0	1	0	0
Jan 2	vs. Indianapolis*	S	7	1	8	0-0	0-0	1	0	0
Regular Season Totals		16/16	74	10	84	0-0	3-0	13	0	0
Jan 9	at Indianapolis†	S	7	0	7	0-0	0-0	0	0	0
Postseason Totals		1/1	7	0	7	0-0	0-0	0	0	0

AFC Wild Card Playoff Game											
2005 DENVER (13-3)			TACKLES								
Date	Opponent	P/S	UT	A	TT	S-Yds.	I-Yds.	PD	FF	FR	
Sep 11	at Miami	S	7	0	7	0-0	1-11	2	1	0	
Sep 18	vs. San Diego*	S	3	1	4	0-0	1-25†	1	0	0	
Sep 26	vs. Kansas City*	S	2	1	3	0-0	0-0	2	0	0	
Oct 2	at Jacksonville*										
Oct 9	vs. Washington*										
Oct 16	vs. New England*	S	1	1	2	0-0	0-0	0	0	0	
Oct 23	at N.Y. Giants	S	3	1	4	0-0	1-0	5	0	0	
Oct 30	vs. Philadelphia*	S	2	0	2	0-0	0-0	1	0	0	
Nov 13	at Oakland*	S	8	2	10	0-0	1-18	1	0	0	
Nov 20	vs. N.Y. Jets*	S	3	1	4	0-0	1-0	2	0	0	
Nov 24	at Dallas*	S	7	0	7	0-0	1-65†	3	0	0	
Dec 4	at Kansas City	S	1	1	2	0-0	1-10	2	0	0	
Dec 11	vs. Baltimore*	S	7	2	9	0-0	1-10	3	1	0	
Dec 17	at Buffalo*	S	5	0	5	0-0	0-0	1	0	0	
Dec 24	vs. Oakland*	S	4	0	4	0-0	0-0	3	0	0	
Dec 31	at San Diego*	S	9	0	9	0-0	0-0	2	0	0	
Regular Season Totals			14/14	62	10	72	0-0	8-139	28	2	0
Jan 14	vs. New England* &	S	2	0	2	0-0	1-100	3	0	0	
Jan 22	vs. Pittsburgh*	S	1	2	3	0-0	0-0	1	0	0	
Postseason Totals			2/2	3	2	5	0-0	1-100	4	0	0

\*AFC Divisional Playoff Game; #AFC Championship Game

2006 DENVER (9-7)			TACKLES								
Date	Opponent	P/S	UT	A	TT	S-Yds.	I-Yds.	PD	FF	FR	
Sep 10	at St. Louis	S	9	1	10	0-0	0-0	0	0	0	
Sep 17	vs. Kansas City*	S	9	0	9	0-0	0-0	0	0	0	
Sep 24	at New England*	S	1	0	1	0-0	0-0	1	0	0	
Oct 9	vs. Baltimore*	S	4	2	6	0-0	1-0	3	0	0	
Oct 15	vs. Oakland*	S	5	2	7	0-0	1-0	2	0	0	
Oct 22	at Cleveland*	S	2	0	2	0-0	1-30	3	0	0	
Oct 29	vs. Indianapolis	S	3	3	6	0-0	0-0	1	0	0	
Nov 5	at Pittsburgh*	S	8	2	10	0-0	2-5	6	0	0	
Nov 12	at Oakland*	S	9	0	9	0-0	0-0	1	0	0	
Nov 19	vs. San Diego	S	4	1	5	0-0	0-0	1	0	0	
Nov 23	at Kansas City	S	7	0	7	0-0	0-0	2	0	0	
Dec 3	vs. Seattle	S	6	1	7	0-0	1-0	2	0	0	
Dec 10	at San Diego	S	2	0	2	0-0	0-0	0	0	0	
Dec 17	at Arizona*	S	3	1	4	0-0	2-37	4	0	0	
Dec 24	vs. Cincinnati*	S	6	1	7	0-0	1-20	2	0	1	
Dec 31	vs. San Francisco	S	6	0	6	0-0	1-70	2	0	0	
Regular Season Totals			16/16	84	14	98	0-0	10-162	30	0	1

2007 DENVER (7-9)			TACKLES								
Date	Opponent	P/S	UT	A	TT	S-Yds.	I-Yds.	PD	FF	FR	
Sep 9	at Buffalo*	S	3	2	5	0-0	0-0	0	0	0	
Sep 16	vs. Oakland*	S	3	0	3	0-0	1-0	1	0	0	
Sep 23	vs. Jacksonville	S	6	1	7	0-0	0-0	0	0	0	
Sep 30	at Indianapolis	S	8	0	8	0-0	0-0	0	0	0	
Oct 7	vs. San Diego	S	4	1	5	0-0	0-0	0	0	0	
Oct 21	vs. Pittsburgh*	INACTIVE (QUADRICEPS)									
Oct 29	vs. Green Bay	S	7	1	8	0-0	0-0	3	0	0	
Nov 4	at Detroit	S	2	3	5	0-0	0-0	0	0	0	
Nov 11	at Kansas City*	S	3	0	3	0-0	1-3	1	0	0	
Nov 19	vs. Tennessee*	S	2	3	5	0-0	0-0	1	0	0	
Nov 25	at Chicago	S	2	0	2	0-0	0-0	0	0	0	
Dec 2	at Oakland	S	4	0	4	0-0	0-0	1	0	0	
Dec 9	vs. Kansas City*	S	4	0	4	0-0	1-0	2	0	0	
Dec 13	at Houston	S	5	2	7	0-0	0-0	2	0	0	
Dec 24	at San Diego	S	8	0	8	0-0	0-0	1	0	0	
Dec 30	vs. Minnesota*	S	7	0	7	0-0	0-0	2	0	0	
Regular Season Totals			15/15	68	13	81	0-0	3-3	14	0	0



**JORDAN BECK**

6-2 • 235 • 4TH YR. • CAL POLY/SLO

BORN: April 18, 1983, in Mount Hermon, Calif.

HIGH SCHOOL: San Lorenzo Valley High School, Mount Hermon, Calif.

ACQUIRED: Free Agent, 2007

NFL YEAR: 4th • YEAR WITH BRONCOS: 2nd

NFL GAMES PLAYED/STARTED: 26/0



## LINEBACKER

### BECK AT A GLANCE:

- A fourth-year linebacker who enters his second season with the Broncos in 2008 after joining the club as a free agent early last season.
- Owns 23 special-teams tackles in 26 career games played.
- Placed second on Denver with 10 special-teams tackles (8 kickoff, 2 punt) in 11 games played during the 2007 campaign.
- Saw time in 15 games for Atlanta in 2006, ranking second on the club with 13 special-teams tackles after spending his rookie season in 2005 on the club's injured reserve list (broken foot).
- Compiled a school-record 449 career tackles while adding 16.5 sacks in 44 games (43 starts) at Cal Poly San Luis Obispo, where he received the 2004 Buck Buchanan Award as Division I-AA's top defensive player.
- Joined the Broncos as a free agent on Oct. 16, 2007.
- Selected by Atlanta in the third round (90th overall) of the 2005 NFL Draft.

**CAREER TRANSACTIONS:** Signed by Atlanta as a draft choice 7/25/05; Placed on injured reserve (foot) by Atlanta 9/2/05; Waived by Atlanta 9/2/07; Signed by Denver 10/16/07.



**2007:** Beck played 11 games (0 starts) with the Broncos after joining the club as a free agent on Oct. 16, and he finished second on the team with 10 special-teams tackles... Eight stops on kickoff coverage tied for the team high... Competed in training camp with Atlanta but was waived on Sept. 2... Posted two special-teams tackles in his Broncos debut on *Sunday Night Football* vs. Pit. (10/21)... Recovered an onside kick at the Lions' 46-yard line at Det. (11/4)... Added a pair of special-teams tackles at K.C. (11/11) and at Chi. (11/25)... Made a tackle on special teams at Hou. (12/13) and vs. Min. (12/30).

**2006:** Beck played 15 games (0 starts) for Atlanta and placed second on the club with 13 special-teams tackles... Made his professional debut in the season opener vs. Car. (9/10) on special teams and as a reserve line-backer... Registered his first special-teams stop the next week vs. T.B. (9/17) before being declared inactive at N.O. (9/25) due to a shoulder injury... Posted a season-high four tackles on special teams vs. Cle. (11/12) and added three tackles on coverage units at T.B. (12/10).

**2005:** Selected by Atlanta in the third round (90th overall) of the 2005 NFL Draft, Beck spent his rookie season on injured reserve with a broken foot... Suffered the injury in the team's fourth preseason game at Jac. (8/25).

**COLLEGE:** Beck completed his collegiate career at Cal Poly San Luis Obispo with a school-record 449 tackles along with 16.5 sacks, three fumble recoveries, six forced fumbles and four interceptions (two returned for touchdowns)... Appeared in 44 career games (43 starts)... Received the 2004 Buck Buchanan Award as Division I-AA's top defensive player and twice was named the Great West Conference's Defensive Player of the Year... Registered a school single-season record 135 tackles and six forced fumbles while starting 12 games as a senior in 2004... Added 5.5 sacks, four interceptions (two returned for scores) and nine passes defended that season... As a junior, Beck was named the Division I-AA Independents Defensive Player of the Year after recording 128 tackles, four sacks, four passes defended and one fumble recovery for a touchdown.

**PERSONAL:** Beck was an all-league defensive back, wide receiver and punter who garnered honorable mention all-state accolades as a receiver as a senior at San Lorenzo Valley High School in Mount Hermon, Calif... Father, Randy, played football at UCLA, and his mother, Terry, lettered in swimming at Stanford University... Married to Hillary, and the couple has a son, Noah... Jordan David Beck was born on April 18, 1983, in Mount Hermon, Calif.

#### BECK'S REGULAR SEASON RECORD

Year	Club	G	S	UT	A	TT	S-Yds.	I-Yds.	PD	FF	FR	TD-Int.	TD-FR	S	Pts.
2005	Atlanta														
2006	Atlanta	15	0	0	0	0	0-0	0-0	0	0	0	0	0	0	0
2007	Denver	11	0	0	0	0	0-0	0-0	0	0	0	0	0	0	0
<b>CAREER TOTALS</b>		<b>26</b>	<b>0</b>	<b>0</b>	<b>0</b>	<b>0</b>	<b>0-0</b>	<b>0-0</b>	<b>0</b>	<b>0</b>	<b>0</b>	<b>0</b>	<b>0</b>	<b>0</b>	<b>0</b>
<b>BRONCOS TOTALS</b>		<b>11</b>	<b>0</b>	<b>0</b>	<b>0</b>	<b>0</b>	<b>0-0</b>	<b>0-0</b>	<b>0</b>	<b>0</b>	<b>0</b>	<b>0</b>	<b>0</b>	<b>0</b>	<b>0</b>

**ADDITIONAL STATISTICS:** Special teams tackles — 2006 (13), 2007 (10), TOTAL (23).

#### BECK'S SINGLE-GAME HIGHS

(Postseason in parentheses)

**Sacks** — None (none). **Sack yards** — None (none). **Interceptions** — None (none). **Interception return yards** — None (none).



**MIKE BELL**

6-0 • 225 • 3RD YR. • ARIZONA

**BORN:** April 23, 1983, in Denver

**HIGH SCHOOL:** Tolleson Union High School, Tolleson, Ariz.

**ACQUIRED:** College Free Agent, 2006

**NFL YEAR:** 3rd • **YEAR WITH BRONCOS:** 3rd

**NFL GAMES PLAYED/STARTED:** 20/3



#### RUNNING BACK

#### BELL AT A GLANCE:

- A third-year running back who as a rookie with Denver in 2006 posted the fourth-most rushing yards (677) and tied for the second-most rushing touchdowns (8) by an undrafted NFL rookie since the inception of the common draft in 1967.
- Saw time in five games for Denver in 2007 following a first-year campaign in which his eight rushing scores placed second among league rookies and his 677 rushing yards ranked fourth in that group.
- Totaled 135 rushing yards in the second half of Denver's game vs. Indianapolis (10/29/06), tying for the seventh-highest rushing total in a half by a Bronco in club history.
- Finished his career at the University of Arizona ranked fourth on its all-time rushing list, posting 3,163 yards on 678 carries (4.7 avg.) with 17 touchdowns in 46 games (34 starts).
- Became the first player in Arizona history to lead the Wildcats in rushing for four consecutive seasons, including his senior campaign in which he totaled 952 rushing yards to earn honorable mention All-Pacific-10 Conference honors.

tive seasons, including his senior campaign in which he totaled 952 rushing yards to earn honorable mention All-Pacific-10 Conference honors.

- Entered the NFL with Denver as a college free agent on May 8, 2006.

**CAREER TRANSACTIONS:** Signed by Denver as a college free agent 5/8/06.

**2007:** Bell played five games (0 starts) for Denver, posting six carries for three yards along with a 7-yard reception... Also added two tackles on special teams (both on kickoffs)... Recorded his first carries of the season with four attempts for seven yards and caught a 7-yard pass vs. Oak. (9/16)... After playing vs. Jac. (9/23), declared inactive for the next six outings, including the first two with concussion symptoms... Returned to action vs. Ten. (11/19) on *Monday Night Football* and assisted on a special-teams tackle... Carried once for no gain and made a stop on special teams at Chi. (11/25)... Declared inactive for the remainder of the season.

**2006:** Bell, who entered the NFL with the Broncos as a college free agent on May 8, gained 677 yards on 157 carries (4.3 avg.) with eight touchdowns in 15 games (3 starts)... Became the fifth undrafted player since the inception of the common NFL Draft (1967) to gain 500 rushing yards as a rookie as he and Tatum Bell were one of three NFL running back duos to each register more than 670 rushing yards in 2006... 677 rushing yards marked the fourth most by an undrafted rookie since 1967 and represented the fourth-highest total among league rookies for the season as well as the sixth-best rushing output by a rookie in Broncos history... Eight rushing scores tied for the second most among undrafted rookies since 1967 and ranked second among NFL rookies for the year... Finished the year with 20 receptions for 158 yards and five kickoff returns for 97 yards (19.7 avg.)... Carried 10 times for 58 yards with a 1-yard touchdown in his professional debut at Stl. (9/10)... Also led the club with four catches for 30 yards and returned a pair of kickoffs for a total of 40 yards against the Rams... Posted his first career 100-yard game as he racked up 136 yards with two scores on 15 carries (9.1 avg.) vs. Ind. (10/29)... Recorded 135 rushing yards and two touchdowns on 14 carries (9.6 avg.) in the second half against the Colts to tie for the seventh-most rushing yards in a half by a Bronco (fourth most by a Denver rookie)... Gained 28 yards on 17 carries while catching five passes for 40 yards in his first career start at Pit. (11/5)... Had 20 carries for 90 yards with a pair of touchdowns on *Sunday Night Football* vs. S.D. (11/19)... Led the club with 61 yards and added a pair of 1-yard rushing scores on 16 carries in a return to his home state at Ari. (12/17).

**COLLEGE:** Bell finished his four-year collegiate career ranked fourth on the University of Arizona's all-time rushing chart, totaling 3,163 yards on 678 attempts (4.7 avg.) with 17 touchdowns in 46 games (34 starts)... Posted 11 career 100-yard rushing games and became the first player in school history to lead the Wildcats in rushing for four consecutive seasons... Added 56 career receptions for 465 yards (8.3 avg.) with one touchdown... Named honorable mention All-Pacific-10 Conference as a senior in 2005 after rushing for 952 yards on 200 carries (4.8 avg.) with five touchdowns... Picked up second-team All-Pac-10 honors as a sophomore in 2003.

**PERSONAL:** At Tolleson Union High School in Tolleson, Ariz., Bell was a consensus All-American and was the state's player of the year as selected by *The Arizona Republic* and *Phoenix Metro Football Magazine* as a senior... Career prep total of 4,692 rushing yards marked the second-highest total in state annals... Grew up in Denver and moved to Arizona at age 11... Fan of former Broncos running back Terrell Davis during his youth and switched his jersey number from No. 20 to No. 30, Davis' number, during the 2007 offseason... Majored in social science at Arizona... Michael Steven Bell was born on April 23, 1983, in Denver.

#### BELL'S REGULAR SEASON RECORD

Year	Club	G	S	RUSHING				RECEIVING				SCORING				
				No.	Yds.	Avg.	LG	TD	No.	Yds.	Avg.	LG	TD	TD	TDp	TDrt
2006	Denver	15	3	157	677	4.3	48	8	20	158	7.9	24	0	8	0	0
2007	Denver	5	0	6	3	0.5	3	0	1	7	7.0	7	0	0	0	0
<b>CAREER TOTALS</b>		<b>20</b>	<b>3</b>	<b>163</b>	<b>680</b>	<b>4.2</b>	<b>48</b>	<b>8</b>	<b>21</b>	<b>165</b>	<b>7.9</b>	<b>24</b>	<b>0</b>	<b>8</b>	<b>0</b>	<b>0</b>

#### KICKOFF RETURNS

Year	Club	No.	Yds.	Avg.	LG	TD
2006	Denver	5	97	19.4	22	0
2007	Denver	0	0	0.0	—	0
<b>CAREER TOTALS</b>		<b>5</b>	<b>97</b>	<b>19.4</b>	<b>22</b>	<b>0</b>

**ADDITIONAL STATISTICS:** Special teams tackles — 2007 (2), TOTAL (2).

#### BELL'S SINGLE-GAME HIGHS

(Postseason in parentheses)

**Rushes** — 20 vs. San Diego, 11/19/06 (none). **Rushing yards** — 136 vs. Indianapolis, 10/29/06 (none). **Longest rush** — 48 vs. Indianapolis, 10/29/06 (none). **Rushing touchdowns** — 2, three times, last at Arizona, 12/17/06 (none). **Receptions** — 5 at Pittsburgh, 11/5/06 (none). **Receiving yards** — 40 at Pittsburgh, 11/5/06 (none). **Longest reception** — 24 at Pittsburgh, 11/5/06 (none). **Receiving touchdowns** — None (none). **Rushing yards in one quarter** — 97 (4th qtr.) vs. Indianapolis, 10/29/06 (none). **Rushing yards in one half** — 135 (2nd half) vs. Indianapolis, 10/29/06 (none). **Total yards** — 143 (136 rush/7 rec.) vs. Indianapolis, 10/29/06 (none). **Total touchdowns** — 2 (all rush), three times, last at Arizona, 12/17/06 (none).

#### BELL'S 100-YARD RUSHING GAMES (1)

\*denotes win (The Broncos are 0-1 when Bell records 100 or more yards rushing in a game.)

Date	Opponent	No.	Yds.	Avg.	LG	TD
10/29/06	vs. Indianapolis	15	136	9.1	48	2





## LARRY BIRDINE

6-4 • 270 • 2ND YR. • OKLAHOMA

BORN: Oct. 6, 1983, in Altus, Okla.

HIGH SCHOOL: Eisenhower High School, Lawton, Okla.

ACQUIRED: Practice Squad Signee (Tennessee), 2007

NFL YEAR: 2nd • YEAR WITH BRONCOS: 2nd

NFL GAMES PLAYED/STARTED: 0/0

# 77

### DEFENSIVE END

#### BIRDINE AT A GLANCE:

- A second-year defensive end who was signed by Denver in November of last season from the practice squad of Tennessee, where he spent the first part of his rookie year.
- Declared inactive for all eight games on Denver's active roster in 2007.
- Competed in the Packers' 2007 training camp before signing with Tennessee's practice squad.
- Played four seasons at the University of Oklahoma, where he was a part of squads that played in consecutive BCS National Championship Games (2003-04 seasons).
- Finished his collegiate career at Oklahoma with 103 tackles (61 solo), 14.5 sacks, four forced fumbles, one fumble recovery and one interception in 41 games (14 starts).
- Registered a career-high seven sacks with Oklahoma as a sophomore.
- Joined the Broncos from the Titans' practice squad on Nov. 6, 2007.
- Entered the NFL with Green Bay as a college free agent on May 4, 2007.

**CAREER TRANSACTIONS:** Signed with Green Bay as a college free agent 5/4/07; Waived by Green Bay 9/1/07; Signed by Tennessee (practice squad) 9/4/07; Signed by Denver 11/6/07.



**2007:** Birdine, who entered the NFL with Green Bay as a college free agent on May 4, joined the Broncos on Nov. 6 after Denver signed him to its active roster from Tennessee's practice squad... Declared inactive for all eight games on Denver's active roster... Signed with the Titans' practice squad on Sept. 4 after he was waived by Green Bay on Sept. 1.

**COLLEGE:** Birdine played 41 career games (14 starts) at the University of Oklahoma, where he totaled 103 tackles (61 solo), 14.5 sacks, four forced fumbles, one fumble recovery, one interception and seven pass breakups... Was a part of Oklahoma's 2003 and '04 teams that played in the BCS National Championship Game (Sugar Bowl in 2003 vs. LSU and Orange Bowl in 2004 vs. USC)... Played 14 games (13 starts) as a senior, posting 39 tackles, 3.5 sacks, one forced fumble and two pass breakups... Missed the 2005 regular season due to a torn left biceps muscle but returned to play in the Holiday Bowl against Oregon... Played all 13 games (0 starts) as a sophomore and registered career highs in tackles (40), tackles for losses (11), sacks (7), pass breakups (4) and forced fumbles (2) to go along with a fumble recovery... As a redshirt freshman, played all 14 games (1 start), totaling 24 tackles (15 solo), four sacks, one forced fumble and his only career interception... Made his first collegiate start at Colorado (10/25/03) and posted one sack in that game.

**PERSONAL:** A two-sport letterwinner at Eisenhower High School in Lawton, Okla., Birdine competed in football and track during his prep career... Received consensus all-state honors as a senior and totaled 147 tackles, eight sacks and 24 tackles for losses in his final two seasons... Compiled 81 tackles, 14 stops for losses, four sacks, three fumble recoveries and one blocked punt as a senior... Competed in shot put and discus on the school's track team... Half-brother, Jason Gildon, played 11 seasons (1994-2004) in the NFL as a defensive end with Pittsburgh and Jacksonville and was named to three Pro Bowls... Also related to New Orleans Saints tackle Jammal Brown, who was his teammate at Oklahoma... Has three children: Davion (7), Lyric (2) and Larry III (1)... Resides in Norman, Okla.... Larry Dean Birdine Jr. was born on Oct. 6, 1983, in Altus, Okla.

#### BIRDINE'S REGULAR SEASON RECORD

Year	Club	G	S	UT	A	TT	S-Yds.	I-Yds.	PD	FF	FR	TD-Int.	TD-FR	S	Pts.
2007	Denver/Ten.	0	0	0	0	0	0-0	0-0	0	0	0	0	0	0	0
<b>CAREER TOTALS</b>		<b>0</b>	<b>0</b>	<b>0</b>	<b>0</b>	<b>0</b>	<b>0-0</b>	<b>0-0</b>	<b>0</b>	<b>0</b>	<b>0</b>	<b>0</b>	<b>0</b>	<b>0</b>	<b>0</b>

#### BIRDINE'S SINGLE-GAME HIGHS

(Postseason in parentheses)

**Sacks** — None (none). **Sack yards** — None (none). **Interceptions** — None (none). **Interception return yards** — None (none).



## DRE' BLY

5-10 • 188 • 10TH YR. • NORTH CAROLINA

BORN: May 22, 1977, in Chesapeake, Va.

HIGH SCHOOL: Western Branch High School, Chesapeake, Va.

ACQUIRED: Trade (Detroit), 2007

NFL YEAR: 10th • YEAR WITH BRONCOS: 2nd

NFL GAMES PLAYED/STARTED: 135/95 • POSTSEASON: 7/1

# 32

### CORNERBACK

#### BLY AT A GLANCE:

- A 10th-year cornerback and two-time Pro Bowl selection whose 38 interceptions since entering the league in 1999 mark the third-highest total in the NFL.
- Tied for fourth among all active players with five interceptions returned for touchdowns and owns a total of eight touchdowns scored on returns for his career (5 interception, 2 fumble and 1 punt).
- Led Denver with five interceptions during his first year with the club in 2007 as the only member of its secondary and one of three Broncos defenders to start all 16 games.
- Joined the Broncos in 2007 following a trade from Detroit, where he became the first Lion since Jimmy Allen (1978-81) to lead the club or tie for its season high in interceptions during four consecutive years (2003-06).
- Named to the Pro Bowl with the Lions following the 2003 and '04 seasons.
- Spent his first four professional seasons (1999-2002) with St. Louis, helping the club to a win in Super Bowl XXXIV as a rookie in 1999 and an appearance in Super Bowl XXXVI in 2001.
- Did not miss a game during his first four seasons with St. Louis, appearing in all 71 possible contests (64 regular season, 7 postseason) during that time.
- Finished his career at the University of North Carolina as the first player in the history of the Atlantic Coast Conference to earn consensus All-America honors three times.
- Established the Dré Bly Foundation, a non-profit organization designed to improve education through physical excellence.
- Joined the Broncos on March 2, 2007, along with a sixth-round choice in the 2007 NFL Draft from Detroit in exchange for running back Tatum Bell, tackle George Foster and a fifth-round pick in the 2007 NFL Draft.
- Selected by St. Louis in the second round (41st overall) of the 1999 NFL Draft.

**CAREER TRANSACTIONS:** Signed by St. Louis as a draft choice 7/17/99; Signed by Detroit as an unrestricted free agent 3/1/03; Traded to Denver 3/2/07.



**2007:** Bly was the only member of the Broncos' secondary and one of three defenders to start all 16 games as he led the club with five interceptions (71 yds.), which tied for ninth in the NFL, during his first season in Denver... Also posted 57 tackles (42 solo), 16 pass breakups and one sack (11 yds.)... Returned two punts for 20 yards and one kickoff for 23 yards... Contributed four tackles (2 solo) and a pair of passes defended at Buf. (9/9) to help limit the Bills to 97 passing yards... Posted one interception vs. Oak. (9/16) as Denver held the Raiders to 53 passing yards, marking the third time for the Broncos since the 1970 merger that they held consecutive opponents to less than 75 net passing yards... Had three tackles (2 solo) and one interception among three passes defended on *Sunday Night Football* vs. Pit. (10/21)... Injured his shoulder on the interception in the first quarter against the Steelers but remained in the game and also returned a short field goal 18 yards to end the first half... Tied for the team lead among the secondary with nine tackles (4 solo) and broke up two passes, including his third interception of the season, at K.C. (11/11)... Added five tackles (4 solo) and one interception vs. Ten. (11/19)... Registered his only sack of the year at Chi. (11/25)... Had one interception (37 yds.) at Hou. (12/13).

**2006:** Bly led Detroit with 21 passes defended while tying for the team lead with three interceptions (13 yds.) in 16 starts... Became the first Lion since Jimmy Allen (1978-81) to have at least a share of the team lead in interceptions in four consecutive seasons... Finished with 62 tackles (49 solo), five forced fumbles and one fumble recovery while returning two punts for 41 yards (20.5 avg.)... Forced fumbles vs. Sea. (9/10) and at Chi. (9/17)... Grabbed his first interception of the season vs. Atl. (11/5)... Assisted on three tackles and returned two punts for 41 yards at Ari. (11/19)... Also took a handoff reverse from Eddie Drummond 36 yards against the Cardinals... Contributed to two turnovers at N.E. (12/3) with an interception and a fumble recovery along with five solo tackles... Registered one interception, one forced fumble and three passes defended at G.B. (12/17).

## BLY AMONG LEAGUE LEADERS IN INTs

### MOST INTERCEPTIONS, NFL, 1999-2007

Player	Position	Team	INTs
1. Darren Sharper	Safety	Min./G.B.	51
2. Champ Bailey	Cornerback	Den./Was.	42
3. <b>Dré Bly</b>	Cornerback	Den./Det./Stl.	<b>38</b>
4. Tory James	Cornerback	N.E./Cin./Oak/Den.	37
5. Three Players			34

**2005:** Bly led Detroit in interceptions for the third consecutive season with six despite playing in only 12 games (11 starts)... Added 46 tackles (39 solo), 17 passes defended, one fumble recovery and three forced fumbles... Posted four interceptions during a three-game streak before missing four games with a wrist injury... Recorded six tackles (5 solo), two interceptions (17 yds.), four passes defended, one forced fumble and one fumble recovery vs. Bal. (10/9)... Intercepted a pass vs. Car. (10/16)... Added an interception for the third consecutive game at Cle. (10/23) along with a solo tackle and two passes defended before leaving the game with a wrist injury... The wrist injury forced him to be declared inactive for four games... Returned to action and made a solo tackle while breaking up two passes vs. Atl. (11/24)... Made his fifth interception of the season late in regulation to force the game into overtime at G.B. (12/11)... Recorded a career-high 13 tackles (11 solo), intercepted one pass (4 yds.), broke up three passes and forced one fumble vs. Cin. (12/18).

**2004:** Bly earned his second consecutive trip to the Pro Bowl as he led Detroit with four interceptions (107 yds.) and 26 passes defended in 13 games (13 starts)... Finished with 33 tackles (26 solo) while becoming the first Lion to lead the club outright in interceptions in consecutive years since Bobby Watkins (1984-85)... Sustained a knee injury in the first quarter of the season opener at Chi. (9/12) that forced him to be declared inactive for three games... Recorded two games with two interceptions, including his performance at Dal. (10/31) when he compiled 85 yards on returns, including a 55-yard touchdown return... Return marked the fifth interception return touchdown of his career and eighth overall return score... Notched his second multiple-interception game of the season at Ari. (12/5) as part of his seven passes defended.

**2003:** After joining Detroit as an unrestricted free agent, Bly earned a starting spot in the Pro Bowl, leading all NFC cornerbacks in the fan vote... Became the first Lions cornerback to play in the Pro Bowl since Lem Barney in 1977... Named to *Pro Football Weekly's* All-NFC Team... Played 14 games (14 starts) and posted 70 tackles (58 solo), one sack (1 yd.), six interceptions (89 yds.), 18 passes defended, five forced fumbles and three fumble recoveries... Established personal bests in fumble recoveries and forced fumbles while matching his benchmark with six interceptions... Placed seventh in the league with six interceptions and led all league defensive backs with five forced fumbles... Joined St. Louis safety Aeneas Williams as one of two players in the league to return a fumble and an interception for a touchdown... Did not participate in the preseason due to an ankle injury but contributed an interception in four of the first five games, including the first three contests... Returned his first interception as a Lion 48 yards for a touchdown vs. Ari. (9/7)... Recorded an interception for the third consecutive game vs. Min. (9/21) and added a sack in that contest... Found the end zone again when he recovered Troy Hambrick's fumble and returned it 67 yards for a score vs. Dal. (10/19)... Declared inactive with a hamstring injury for two contests, the first missed games of his career, before starting at Sea. (11/16)... Recorded five solo tackles, a forced fumble and a fumble recovery at Min. (11/23)... Stripped Moe Williams, scooped the ball and returned it 44 yards before tossing a lateral to Corey Harris, who ran the remaining 35 yards for a score... Played his most dominating game of the year on Thanksgiving vs. G.B. (11/27), which earned him FOX's Galloping Gobbler Award... Recorded two interceptions of Brett Favre, forced a fumble and had three passes defended... Had a career-high two forced fumbles, including one that Boss Bailey returned 62 yards for a touchdown, at Car. (12/21).

### BLY'S INTs BY QUARTERBACK

\*denotes win (Bly's teams are 24-11, including postseason, in games in which he records an interception.)

QB	INTs	Dates
Brett Favre	5	2 vs. G.B., 11/27/03*, 1 at G.B., 9/14/03, 1 at G.B. 12/11/05, 1 at G.B., 12/17/06
Jeff Garcia	3	1 vs. S.F., 10/10/99*, 1 vs. S.F., 9/17/00*, 1 at S.F., 10/5/03
Steve Buerlein	2	1 vs. Car., 11/14/99*, 1 at Car., 12/5/99*
Aaron Brooks	2	1 at N.O., 12/24/00*, 1 at N.O., 12/17/01*
Chris Chandler	2	1 at Atl., 9/24/00*, 1 at Atl., 12/2/01*
Trent Diller	2	1 vs. Sea., 10/20/02*, 1 at Cle., 10/23/05*
John Navarre	2	2 vs. Ari., 12/5/04*
Vinny Testaverde	2	2 at Dal., 10/31/04
Anthony Wright	2	2 vs. Bal., 10/9/05*
Jeff Blake	1	vs. Ari., 9/7/03*
Tom Brady	1	at N.E., 12/3/06
Quincy Carter	1	vs. Dal., 9/29/02
Jake Delhomme	1	vs. Car., 10/16/05
Ty Detmer	1	at Det., 10/8/01*
Jay Fiedler	1	vs. Mia., 9/30/01*
Gus Frerotte	1	vs. Min., 9/21/03
Damon Huard	1	at K.C., 11/11/07*
Shaun King	1	vs. T.B., 1/23/00* (NFC Championship)
Peyton Manning	1	vs. Ind., 12/30/01*
Josh McCown	1	vs. Oak., 9/16/07*
Donovan McNabb	1	at Phi., 9/9/01*
Carson Palmer	1	vs. Cin., 12/18/05
Ben Roethlisberger	1	vs. Pit., 10/21/07*
Sage Rosenfels	1	at Hou., 12/13/07
Michael Vick	1	vs. Atl., 11/5/06*
Vince Young	1	vs. Ten., 11/19/07*

**2002:** Bly posted a career-high 79 tackles (61 solo), one sack (10 yds.), two interceptions (0 yds.), 25 passes defended, two forced fumbles and a pair of fumble recoveries in 16 starts during his final season with St. Louis... Led the secondary with 10 tackles (9 solo) along with one interception and one pass defended vs. Dal. (9/29)... Registered three tackles (2 solo), including a sack (10 yds.), and two passes defended at Ari. (11/3)... Tallied eight tackles (6 solo) and scored his first career punt return touchdown (78 yds.) vs. Ari. (12/15)... Returned a fumble 20 yards for a touchdown in the fourth quarter vs. S.F. (12/30).

## A SCORING THREAT

### DRÉ BLY'S EIGHT CAREER TOUCHDOWNS ON RETURNS

Category	Total	Dates
Interception Returns	5	at Dal. (10/31/04), vs. Ari. (9/7/03), at Atl. (12/2/01), at Det. (10/8/01), at Car. (12/5/99)
Punt Returns	2	vs. Dal. (10/19/03), vs. S.F. (12/30/02)
Fumble Returns	1	vs. Ari. (12/15/02)
<b>Totals</b>	<b>8</b>	

**2001:** Bly played 16 games (4 starts) in helping St. Louis reach the Super Bowl for the second time in three years... Recorded 45 tackles (30 solo), six interceptions (150 yds.), eight passes defended, one fumble recovery and one forced fumble... Placed sixth in the conference while establishing a personal best with six interceptions, two of which he returned for touchdowns... In Super Bowl XXXVI against N.E. (2/3), recorded three solo tackles and one pass defended... Had three tackles (2 solo) in the NFC Championship Game vs. Phi. (1/27) after making four solo stops and breaking up three passes in an NFC Divisional Game vs. G.B. (1/20)... First scoring return of the season was at Det. (10/8) when he returned a Ty Detmer interception 93 yards for a score... Returned an interception 56 yards for a touchdown at Atl. (12/2)... Collected a fumbled field goal snap at Car. (12/23) and returned it 15 yards before pitching it to Dexter McCleon, who ran 29 yards for a touchdown.

**2000:** Bly played 16 games (3 starts) for the Rams, compiling 51 tackles (39 solo), one sack (10 yds.), three interceptions (44 yds.) and 13 passes defended to help St. Louis reach the playoffs... Recorded his first interception of the season vs. S.F. (9/17) and returned it 22 yards... Totaled a season-high three passes defended against the 49ers... Added four tackles (3 solo), including his first career sack (10 yds.), to an interception at Atl. (9/24)... Intercepted a pass and had three tackles at N.O. (12/24) to help the Rams clinch a playoff berth.

**1999:** Selected by St. Louis in the second round (41st overall) of the 1999 NFL Draft, Bly helped the Rams win Super Bowl XXXIV while playing all 16 regular-season games (2 starts)... Totaled 18 tackles (16 solo), three interceptions (53 yds.) and seven pass breakups during the regular season... Added eight tackles (7 solo), one interception (9 yds.) and two passes defended in three playoff games (1 start)... Recorded three tackles (2 solo) and one interception vs. T.B. (1/23) in the NFC Championship Game... Performance against Tampa Bay earned him the NFL Defensive Player of the Week Award... Made one solo tackle in a win vs. Ten. (1/30) in Super Bowl XXXIV... Recorded his first NFL interception vs. S.F. (10/10) when he stepped in front of Jeff Garcia's pass in the fourth quarter... Scored his first touchdown at Car. (12/5) when he scampered 53 yards for a score in the fourth quarter after intercepting a pass.

**COLLEGE:** Bly became the first player in the history of the University of North Carolina and the Atlantic Coast Conference to earn consensus first-team All-America accolades three times... Also was the first collegiate player in any conference to do so since Herschel Walker (1980-82)... Made 102 tackles and posted an ACC-record 20 interceptions during his collegiate career... Was one of three finalists for the Bronko Nagurski Award (nation's best defensive player) as a sophomore... Became the first freshman to earn consensus first-team All-America honors in ACC history and joined Tony Dorsett, Herschel Walker, Bjorn Merten and Marshall Faulk as the only players in college football annals to earn All-America status as freshmen... Recognized as a finalist for the Jim Thorpe Award (nation's best defensive back) and was the ACC Rookie of the Year as a freshman, setting a conference record with 11 interceptions for the Tar Heels.

**PERSONAL:** Bly graduated from Western Branch High School in Chesapeake, Va., where he was an all-Tidewater, all-city, all-Eastern region, all-state and all-district selection as a senior... Finished his prep career with 36 touchdowns and 16 interceptions as a three-year starter... Donated \$150,000 to the University of North Carolina to set up a football scholarship in his name... Bly, the son of two teachers, wanted to give the opportunity to others to have a similar experience as his at North Carolina... Worked with the Salvation Army and a local television station to furnish a house for rehabilitated drug addicts and provide a gift certificate to a grocery store during the holidays... Established the Dré Bly Foundation, a non-profit organization designed to improve education through physical excellence... The organization helps to promote physical awareness by improving athletic facilities and promoting the importance of athletics in maintaining a healthy body and a healthy mind... It provides equipment and scholarships to kids in addition to putting on camps and fundraising events, such as the Dré Bly Celebrity Golf Classic... Adopted Place Middle School, establishing a tutoring program and donating 25 tickets to each Broncos home game to the school during the 2007 season... Majored in sports science at North Carolina... Also played centerfield for the Tar Heels' baseball team... Married to Kristyn, and the couple has three sons—Trey, Jordan and Aaron—and a daughter—Peyton... Donald Andre Bly was born on May 22, 1977, in Chesapeake, Va.

### BLY'S REGULAR SEASON RECORD

Year	Club	G	S	UT	A	TT	S-Yds.	I-Yds.	PD	FF	FR	TD-Int.	TD-FR	S	Pts.
1999	St. Louis	16	2	16	2	18	0-0	3-53	7	0	0	1	0	0	6
2000	St. Louis	16	3	39	12	51	1-10	3-44	13	0	0	0	0	0	0
2001	St. Louis	16	4	30	15	45	0-0	6-150	8	1	1	2	0	0	12
2002	St. Louis	16	6	61	18	79	1-10	2-0	25	2	2	0	1	0	6
2003	Detroit	14	14	58	12	70	1-1	6-89	18	5	3	1	1	0	12
2004	Detroit	13	13	26	7	33	0-0	4-107	26	0	0	1	0	0	6
2005	Detroit	12	11	39	7	46	0-0	6-54	17	3	1	0	0	0	0
2006	Detroit	16	16	49	13	62	0-0	3-13	21	5	1	0	0	0	0
2007	Denver	16	16	42	15	57	1-11	5-71	16	0	0	0	0	0	0
<b>CAREER TOTALS</b>		<b>135</b>	<b>95</b>	<b>360</b>	<b>101</b>	<b>461</b>	<b>4-32</b>	<b>38-581</b>	<b>151</b>	<b>16</b>	<b>8</b>	<b>5</b>	<b>2</b>	<b>0</b>	<b>42</b>
<b>BRONCOS TOTALS</b>		<b>16</b>	<b>16</b>	<b>42</b>	<b>15</b>	<b>57</b>	<b>1-11</b>	<b>5-71</b>	<b>16</b>	<b>0</b>	<b>0</b>	<b>0</b>	<b>0</b>	<b>0</b>	<b>0</b>

PUNT RETURNS										KICKOFF RETURNS									
Year	Club	No.	FC	Yds.	Avg.	LG	TD			No.	Yds.	Avg.	LG	TD					
1999	St. Louis	0	0	0	0.0	—	0			1	1	1.0	1	0					
2000	St. Louis	0	1	0	0.0	—	0			9	163	18.1	36	0					
2001	St. Louis	7	6	71	10.1	32	0			6	128	21.3	32	0					
2002	St. Louis	8	3	138	17.3	78t	1			1	5	5.0	5	0					
2003	Detroit	3	0	22	7.3	14	0			0	0	0.0	—	0					
2004	Detroit	0	0	0	0.0	—	0			0	0	0.0	—	0					
2005	Detroit	0	0	0	0.0	—	0			0	0	0.0	—	0					
2006	Detroit	3	3	39	13.0	36	0			1	27	27.0	27	0					
2007	Denver	2	0	20	10.0	10	0			1	23	23.0	23	0					
<b>CAREER TOTALS</b>		<b>23</b>	<b>13</b>	<b>290</b>	<b>12.6</b>	<b>78t</b>	<b>1</b>			<b>19</b>	<b>347</b>	<b>18.3</b>	<b>36</b>	<b>0</b>					
<b>BRONCOS TOTALS</b>		<b>2</b>	<b>0</b>	<b>20</b>	<b>10.0</b>	<b>10</b>	<b>0</b>			<b>1</b>	<b>23</b>	<b>23.0</b>	<b>23</b>	<b>0</b>					

**ADDITIONAL STATISTICS:** Special teams tackles — 1999 (4), 2000 (5), TOTAL (9). Returned a short field goal 18 yards vs. Pittsburgh (10/21/07).

### BLY'S POSTSEASON RECORD

Year	Club	G	S	UT	A	TT	S-Yds.	I-Yds.	PD	FF	FR	TD-Int.	TD-FR	S	Pts.
1999	St. Louis	3	1	7	1	8	0-0	1-9	2	0	0	0	0	0	0
2000	St. Louis	1	0	1	0	1	0-0	0-0	1	0	0	0	0	0	0
2001	St. Louis	3	0	9	1	10	0-0	0-0	4	0	0	0	0	0	0
<b>CAREER TOTALS</b>		<b>7</b>	<b>1</b>	<b>17</b>	<b>2</b>	<b>19</b>	<b>0-0</b>	<b>1-9</b>	<b>7</b>	<b>0</b>	<b>0</b>	<b>0</b>	<b>0</b>	<b>0</b>	<b>0</b>

**ADDITIONAL STATISTICS:** Punt returns — 2001 (5 for 12 yds., 2.4 avg., 7 FC, 7 LG).

### BLY'S SINGLE-GAME HIGHS

(Postseason in parentheses)

**Interceptions** — 2, four times, last vs. Baltimore, 10/9/05 (1 vs. Tampa Bay, 1/23/00). **Interception return yards** — 93 at Detroit, 10/8/01 (9 vs. Tampa Bay, 1/23/00). **Sacks** — 1, three times, last at Chicago, 11/25/07 (none). **Sack yards** — 11 at Chicago, 11/25/07 (none). **Punt returns** — 4, twice, last vs. Arizona, 12/15/02 (3 vs. New England, 2/3/02). **Punt return yards** — 110 vs. Arizona, 12/15/02 (6, twice, last vs. New England, 2/3/02). **Longest punt return** — 78t vs. Arizona, 12/15/02 (7 vs. New England, 2/3/02). **Punt return touchdowns** — 1 vs. Arizona, 12/15/02 (none). **Kick returns** — 5, twice, last vs. New Orleans, 10/28/01 (none). **Kick return yards** — 110 vs. New Orleans, 10/28/01 (none). **Longest kick return** — 36 vs. New Orleans, 11/26/00 (none). **Kick return touchdowns** — None (none).

### BLY'S MULTIPLE-INTERCEPTION GAMES (4)

\*denotes win (Bly's teams are 3-1 when he records more than one interception in a game.)

Date	Opponent	I-Yds.
11/27/03	vs. Green Bay*	2-21
10/31/04	at Dallas	2-8
12/5/04	vs. Arizona*	2-22
10/9/05	vs. Baltimore*	2-17

### DRE' BLY'S CAREER GAME-BY-GAME

(Victories asterisked)

1999 ST. LOUIS (13-3)										TACKLES									
Date	Opponent	P/S	UT	A	TT	S-Yds.	I-Yds.	PD	FF	FR									
Sep 12	vs. Baltimore*	P	0	0	0	0-0	0-0	0	0	0									
Sep 26	vs. Atlanta*	P	2	0	2	0-0	0-0	0	0	0									
Oct 3	at Cincinnati*	P	1	0	1	0-0	0-0	0	0	0									
Oct 10	vs. San Francisco*	P	0	0	0	0-0	1-0	1	0	0									
Oct 17	at Atlanta*	P	0	0	0	0-0	0-0	0	0	0									
Oct 24	vs. Cleveland*	P	0	0	0	0-0	0-0	0	0	0									
Oct 31	at Tennessee	P	0	0	0	0-0	0-0	0	0	0									
Nov 7	at Detroit	P	0	0	0	0-0	0-0	0	0	0									
Nov 14	vs. Carolina*	P	5	0	5	0-0	1-0	2	0	0									
Nov 21	at San Francisco*	P	0	0	0	0-0	0-0	0	0	0									
Nov 28	vs. New Orleans*	P	0	1	1	0-0	0-0	1	0	0									
Dec 5	at Carolina*	P	0	0	0	0-0	1-53	0	0	0									
Dec 12	at New Orleans*	P	0	0	0	0-0	0-0	0	0	0									
Dec 19	vs. N.Y. Giants*	P	4	0	4	0-0	0-0	0	0	0									
Dec 26	vs. Chicago*	S	4	1	5	0-0	0-0	1	0	0									
Jan 2	at Philadelphia	S	0	0	0	0-0	0-0	1	0	0									
<b>Regular Season Totals</b>		<b>16/2</b>	<b>16</b>	<b>2</b>	<b>18</b>	<b>0-0</b>	<b>3-53</b>	<b>6</b>	<b>0</b>	<b>0</b>									
Jan 16	vs. Minnesota*&	P	4	0	4	0-0	0-0	0	0	0									
Jan 23	vs. Tampa Bay*#	P	2	1	3	0-0	1-9	2	0	0									
Jan 15	vs. Tennessee*\$	P	1	0	1	0-0	0-0	0	0	0									
<b>Postseason Totals</b>		<b>3/0</b>	<b>7</b>	<b>1</b>	<b>8</b>	<b>0-0</b>	<b>1-9</b>	<b>2</b>	<b>0</b>	<b>0</b>									

&NFC Divisional Playoff Game; #NFC Championship Game; \$Super Bowl XXXIV

### DID YOU KNOW?

Randy Gradishar accounted for 33 turnovers (20 INTs, 13 FR) during his 10-year career with the Broncos from 1974-83, and that total tied for the fourth most by an NFL linebacker in that span.

2000 ST. LOUIS (10-4)										TACKLES									
Date	Opponent	P/S	UT	A	TT	S-Yds.	I-Yds.	PD	FF	FR									
Sep 4	vs. Denver*	P	0	1	1	0-0	0-0	0	0	0									
Sep 10	at Seattle*	P	2	1	3	0-0	0-0	1	0	0									
Sep 17	vs. San Francisco*	P	1	1	2	0-0	1-22	3	0	0									
Sep 24	at Atlanta*	P	3	1	4	1-10	1-8	1	0	0									
Oct 1	vs. San Diego*	P	3	0	3	0-0	0-0	0	0	0									
Oct 15	vs. Atlanta*	P	1	0	1	0-0	0-0	1	0	0									
Oct 22	at Kansas City	P	3	1	4	0-0	0-0	1	0	0									
Oct 29	at San Francisco*	S	6	1	7	0-0	0-0	1	0	0									
Nov 5	vs. Carolina	S	1	0	1	0-0	0-0	1	0	0									
Nov 12	at N.Y. Giants*	P	5	1	6	0-0	0-0	0	0	0									
Nov 20	vs. Washington	P	2	2	4	0-0	0-0	1	0	0									
Nov 26	vs. New Orleans	P	2	0	2	0-0	0-0	0	0	0									
Dec 3	at Carolina	P	3	1	4	0-0	0-0	1	0	0									
Dec 10	vs. Minnesota*	S	2	2	4	0-0	0-0	0	0	0									
Dec 18	at Tampa Bay	P	2	0	2	0-0	0-0	1	0	0									
Dec 24	at New Orleans*	P	3	0	3	0-0	1-14	1	0	0									
<b>Regular Season Totals</b>		<b>16/3</b>	<b>39</b>	<b>12</b>	<b>51</b>	<b>1-10</b>	<b>3-44</b>	<b>13</b>	<b>0</b>	<b>0</b>									
Dec 30	at New Orleans†	P	1	0	1	0-0	0-0	1	0	0									
<b>Postseason Totals</b>		<b>1/0</b>	<b>1</b>	<b>0</b>	<b>1</b>	<b>0-0</b>	<b>0-0</b>	<b>1</b>	<b>0</b>	<b>0</b>									

†NFC Wild Card Playoff Game

2001 ST. LOUIS (14-2)			TACKLES									
Date	Opponent	P/S	UT	A	TT	S-Yds.	I-Yds.	PD	FF	FR		
Sep 9	at Philadelphia*	P	0	2	2	0-0	1-1	1	0	0		
Sep 23	at San Francisco*	S	1	0	1	0-0	0-0	0	0	0		
Sep 30	vs. Miami*	P	1	0	1	0-0	1-0	1	0	0		
Oct 8	at Detroit*	P	7	4	11	0-0	1-93	1	0	0		
Oct 14	vs. N.Y. Giants*	P	1	0	1	0-0	0-0	0	0	0		
Oct 21	at N.Y. Jets*	P	0	0	0	0-0	0-0	0	0	0		
Oct 28	vs. New Orleans	P	0	0	0	0-0	0-0	0	0	0		
Nov 11	vs. Carolina*	P	3	1	4	0-0	0-0	0	0	0		
Nov 18	at New England*	P	3	0	3	0-0	0-0	0	0	0		
Nov 26	vs. Tampa Bay	P	0	0	0	0-0	0-0	0	0	0		
Dec 2	at Atlanta*	S	4	3	7	0-0	1-56	1	0	0		
Dec 9	vs. San Francisco*	S	1	1	2	0-0	0-0	1	0	0		
Dec 17	at New Orleans*	S	6	2	8	0-0	1-0	1	0	0		
Dec 23	at Carolina*	P	2	1	3	0-0	0-0	0	1	1		
Dec 30	vs. Indianapolis*	P	1	1	2	0-0	1-0	1	0	0		
Jan 6	vs. Atlanta*	P	0	0	0	0-0	0-0	1	0	0		
Regular Season Totals			16/4	30	15	45	0-0	6-150	8	1	1	
Jan 20	vs. Green Bay*&	P	4	0	4	0-0	0-0	3	0	0		
Jan 27	vs. Philadelphia*#	P	2	1	3	0-0	0-0	0	0	0		
Feb 3	vs. New England\$	P	3	0	3	0-0	0-0	1	0	0		
Postseason Totals			3/0	9	1	10	0-0	0-0	4	0	0	



2003 DETROIT (5-11)										
TACKLES										
Date	Opponent	P/S	UT	A	TT	S-Yds.	I-Yds.	PD	FF	FR
Sep 7	vs. Arizona*	S	6	1	7	0-0	1-48	2	0	0
Sep 14	at Green Bay	S	0	2	2	0-0	1-4	3	0	0
Sep 21	vs. Minnesota	S	4	0	4	1-1	1-0	3	0	0
Sep 28	at Denver	S	8	2	10	0-0	0-0	2	0	0
Oct 5	at San Francisco	S	6	1	7	0-0	1--1	2	0	0
Oct 19	vs. Dallas	S	1	2	3	0-0	0-0	0	0	1
Oct 26	at Chicago	S	4	0	4	0-0	0-0	0	0	0
Nov 2	vs. Oakland*	INACTIVE (HAMSTRING)								
Nov 9	vs. Chicago*	INACTIVE (HAMSTRING)								
Nov 16	at Seattle	S	1	0	1	0-0	0-0	1	0	0
Nov 23	at Minnesota	S	5	0	5	0-0	0-0	0	1	1
Nov 27	vs. Green Bay*	S	0	1	1	0-0	2-21	4	1	0
Dec 7	vs. San Diego	S	6	0	6	0-0	0-0	0	0	1
Dec 14	at Kansas City	S	4	1	5	0-0	0-0	0	0	0
Dec 21	at Carolina	S	6	1	7	0-0	0-0	0	2	0
Dec 28	vs. St. Louis*	S	7	1	8	0-0	0-17	1	1	0
Regular Season Totals		14/14	58	12	70	1-1	6-89	18	5	3

2004 DETROIT (6-10)										
TACKLES										
Date	Opponent	P/S	UT	A	TT	S-Yds.	I-Yds.	PD	FF	FR
Sep 12	at Chicago*	S	1	0	1	0-0	0-0	1	0	0
Sep 19	vs. Houston*	INACTIVE (KNEE)								
Sep 26	vs. Philadelphia	INACTIVE (KNEE)								
Oct 10	at Atlanta*	INACTIVE (KNEE)								
Oct 17	vs. Green Bay	S	2	0	2	0-0	0-0	1	0	0
Oct 24	at N.Y. Giants*	S	5	0	5	0-0	0-0	0	0	0
Oct 31	at Dallas	S	1	1	2	0-0	2-85	5	0	0
Nov 7	vs. Washington	S	2	0	2	0-0	0-0	3	0	0
Nov 14	at Jacksonville	S	3	0	3	0-0	0-0	0	0	0
Nov 21	at Minnesota	S	2	0	2	0-0	0-0	1	0	0
Nov 25	vs. Indianapolis	S	2	0	2	0-0	0-0	0	0	0
Dec 5	vs. Arizona*	S	2	2	4	0-0	2-22	7	0	0
Dec 12	at Green Bay	S	3	0	3	0-0	0-0	1	0	0
Dec 19	vs. Minnesota	S	0	4	4	0-0	0-0	2	0	0
Dec 26	vs. Chicago*	S	1	0	1	0-0	0-0	4	0	0
Jan 2	at Tennessee	S	2	0	2	0-0	0-0	1	0	0
Regular Season Totals		13/13	26	7	33	0-0	4-107	26	0	0

2005 DETROIT (5-11)										
TACKLES										
Date	Opponent	P/S	UT	A	TT	S-Yds.	I-Yds.	PD	FF	FR
Sep 11	vs. Green Bay*	S	2	0	2	0-0	0-0	0	1	0
Sep 18	at Chicago	S	4	0	4	0-0	0-0	0	0	0
Oct 2	at Tampa Bay	S	4	1	5	0-0	0-0	1	0	0
Oct 9	vs. Baltimore*	S	5	1	6	0-0	2-17	4	1	1
Oct 16	vs. Carolina	S	2	2	4	0-0	1-0	2	0	0
Oct 23	at Cleveland*	S	1	0	1	0-0	1-5	2	0	0
Oct 30	vs. Chicago	INACTIVE (WRIST)								
Nov 6	at Minnesota	INACTIVE (WRIST)								
Nov 13	vs. Arizona*	INACTIVE (WRIST)								
Nov 20	at Dallas	INACTIVE (WRIST)								
Nov 24	vs. Atlanta	P	1	0	1	0-0	0-0	2	0	0
Dec 4	vs. Minnesota	S	2	0	2	0-0	0-0	0	0	0
Dec 11	at Green Bay	S	4	1	5	0-0	1-28	2	0	0
Dec 18	vs. Cincinnati	S	11	2	13	0-0	1-4	3	1	0
Dec 24	at New Orleans*	S	3	0	3	0-0	0-0	1	0	0
Jan 1	at Pittsburgh	S	0	0	0	0-0	0-0	0	0	0
Regular Season Totals		12/11	39	7	46	0-0	6-54	17	3	1

2006 DETROIT (3-13)										
TACKLES										
Date	Opponent	P/S	UT	A	TT	S-Yds.	I-Yds.	PD	FF	FR
Sep 10	vs. Seattle	S	4	0	4	0-0	0-0	1	1	0
Sep 17	at Chicago	S	2	0	2	0-0	0-0	2	1	0
Sep 24	vs. Green Bay	S	2	0	2	0-0	0-0	2	0	0
Oct 1	at St. Louis	S	4	0	4	0-0	0-0	4	0	0
Oct 8	at Minnesota	S	2	0	2	0-0	0-0	1	1	0
Oct 15	vs. Buffalo*	S	0	4	4	0-0	0-0	0	1	0
Oct 22	at N.Y. Jets	S	4	1	5	0-0	0-0	1	0	0
Nov 5	vs. Atlanta*	S	0	2	2	0-0	1-8	3	0	0
Nov 12	vs. San Francisco	S	3	0	3	0-0	0-0	1	0	0
Nov 19	at Arizona	S	0	3	3	0-0	0-0	0	0	0
Nov 23	vs. Miami	S	1	0	1	0-0	0-0	0	0	0
Dec 3	at New England	S	5	0	5	0-0	1-5	1	0	1
Dec 10	vs. Minnesota	S	7	1	8	0-0	0-0	0	0	0
Dec 17	at Green Bay	S	5	0	5	0-0	1-0	3	1	0
Dec 24	vs. Chicago	S	5	1	6	0-0	0-0	1	0	0
Dec 31	at Dallas*	S	5	1	6	0-0	0-0	1	0	0
Regular Season Totals		16/16	49	13	62	0-0	3-13	21	5	1

2007 DENVER (7-9)										
TACKLES										
Date	Opponent	P/S	UT	A	TT	S-Yds.	I-Yds.	PD	FF	FR
Sep 9	at Buffalo*	S	2	2	4	0-0	0-0	2	0	0
Sep 16	vs. Oakland*	S	2	0	2	0-0	1-0	1	0	0
Sep 23	vs. Jacksonville	S	3	1	4	0-0	0-0	0	0	0
Sep 30	at Indianapolis	S	2	0	2	0-0	0-0	1	0	0
Oct 7	vs. San Diego	S	5	0	5	0-0	0-0	0	0	0
Oct 21	vs. Pittsburgh*	S	2	1	3	0-0	1-0	3	0	0
Oct 29	vs. Green Bay	S	1	2	3	0-0	0-0	0	0	0
Nov 4	at Detroit	S	3	1	4	0-0	0-0	0	0	0
Nov 11	at Kansas City*	S	4	5	9	0-0	1-18	2	0	0
Nov 19	vs. Tennessee*	S	4	1	5	0-0	1-16	3	0	0
Nov 25	at Chicago	S	1	0	1	1-11	0-0	0	0	0
Dec 2	at Oakland	S	1	0	1	0-0	0-0	1	0	0
Dec 9	vs. Kansas City*	S	2	0	2	0-0	0-0	1	0	0
Dec 13	at Houston	S	2	0	2	0-0	1-37	2	0	0
Dec 24	at San Diego	S	3	2	5	0-0	0-0	0	0	0
Dec 30	vs. Minnesota*	S	5	0	5	0-0	0-0	0	0	0
Regular Season Totals		16/16	42	15	57	1-11	5-71	16	0	0



**PAUL CARRINGTON**

6-7 • 270 • 3RD YR. • CENTRAL FLORIDA

BORN: Nov. 10, 1982, in Guyton, Ga.

HIGH SCHOOL: Effingham County High School, Springfield, Ga.

ACQUIRED: Free Agent, 2007

NFL YEAR: 3rd • YEAR WITH BRONCOS: 2nd

NFL GAMES PLAYED/STARTED: 15/2

**95**



#### DEFENSIVE END

#### CARRINGTON AT A GLANCE:

- A third-year defensive end who enters his second season with the Broncos after joining the club as a free agent midway through the 2007 campaign.
- Declared inactive for all eight games on Denver's active roster in 2007.
- Played 15 games (2 starts) with Atlanta as a rookie in 2006, totaling 33 tackles and three sacks (18 yds.) in the only game action of his professional career.
- Competed in Atlanta's 2007 training camp before he was waived in its final roster cutdown.
- Led Conference USA and tied for 23rd in the country with nine sacks as a senior at the University of Central Florida.
- Joined the Broncos as a free agent on Nov. 6, 2007.
- Entered the NFL with Atlanta as a college free agent on May 1, 2006.

**CAREER TRANSACTIONS:** Signed with Atlanta as a college free agent 5/1/06; Waived by Atlanta 9/1/07; Signed by Denver 11/6/07.



**2007:** Carrington joined the Broncos as a free agent on Nov. 6 and was inactive for all eight games with the club... Competed in Atlanta's training camp to begin the year but was waived on Sept. 1.

**2006:** Carrington entered the NFL with Atlanta as a college free agent on May 1 and saw time in 15 games (2 starts) as a rookie, totaling 33 tackles (23 solo), three sacks (18 yds.), one forced fumble and one pass breakup... Added two special-teams tackles for the Falcons... Made two tackles in his NFL debut vs. T.B. (9/17)... Recorded five stops, including the first sack of his career, along with a forced fumble vs. Cle. (11/12)... Started his first game as a pro at Bal. (11/19), registering six tackles and a 6-yard sack of Steve McNair... Added his third sack of the season at Was. (12/3)... Made a career-high seven tackles vs. Car. (12/24).

**COLLEGE:** Carrington led Conference USA and tied for 23rd in the country with nine sacks as a senior at the University of Central Florida... Nine sacks tied for the 10th-highest single-season total in UCF history... Also recorded 46 tackles, two fumble recoveries, one forced fumble and one interception as a senior... Played 47 games for his career at UCF... Registered four sacks, 30 tackles and one interception as a junior.

**PERSONAL:** Carrington totaled 110 tackles and 14 sacks at Effingham County High School in Springfield, Ga.... Recorded 70 tackles and earned first-team all-region honors as a senior... Voted the team's most improved athlete in 1999 and was named the team's best defensive end in 2000... Also lettered in basketball and wrestling... Paul Carrington was born on Nov. 10, 1982, in Guyton, Ga.

### CARRINGTON'S REGULAR SEASON RECORD

Year	Club	G	S	UT	A	TT	S-Yds.	I-Yds.	PD	FF	FR	TD-Int.	TD-FR	S	Pts.
2006	Atlanta	15	2	23	10	33	3-18	0-0	1	1	0	0	0	0	0
2007	Denver	0	0	0	0	0	0-0	0-0	0	0	0	0	0	0	0
<b>CAREER TOTALS</b>		<b>15</b>	<b>2</b>	<b>23</b>	<b>10</b>	<b>33</b>	<b>3-18</b>	<b>0-0</b>	<b>1</b>	<b>1</b>	<b>0</b>	<b>0</b>	<b>0</b>	<b>0</b>	<b>0</b>
<b>BRONCOS TOTALS</b>		<b>0</b>	<b>0</b>	<b>0</b>	<b>0</b>	<b>0</b>	<b>0-0</b>	<b>0-0</b>	<b>0</b>	<b>0</b>	<b>0</b>	<b>0</b>	<b>0</b>	<b>0</b>	<b>0</b>

**ADDITIONAL STATISTICS:** Special teams tackles — 2006 (2), TOTAL (2).

### CARRINGTON'S SINGLE GAME HIGHS

(Postseason in parentheses)

**Sacks** — 1, three times, last at Washington, 12/3/06 (none). **Sack yards** — 13 at Washington, 12/3/06 (none). **Interceptions** — None (none). **Interception return yards** — None (none).



**NIC CLEMONS**  
**6-6 • 300 • 2ND YR. • GEORGIA**  
**BORN:** Feb. 3, 1980, in Griffin, Ga.  
**HIGH SCHOOL:** Griffin High School, Griffin, Ga.  
**ACQUIRED:** Free Agent, 2008  
**NFL YEAR:** 2nd • **YEAR WITH BRONCOS:** 1st  
**NFL GAMES PLAYED/STARTED:** 8/0 • **POSTSEASON:** 2/0

**93**



### DEFENSIVE TACKLE

#### CLEMONS AT A GLANCE:

- A second-year defensive tackle who enters his first season with the Broncos in 2008 after joining the club as a future-contract signee.
- Played all 10 career games (8 regular season, 2 postseason) with the Redskins in 2005, totaling eight tackles in those contests.
- Spent the last two regular seasons out of the NFL after competing in training camp with Atlanta (2007) and Washington (2006).
- Began his NFL career on the Redskins' practice squad from 2003-04.
- Played two seasons at the University of Georgia after transferring from Georgia Military College, where he earned honorable mention junior college All-America honors.
- Joined the Broncos as a future-contract signee on Dec. 31, 2007.
- Entered the NFL with Washington as a college free agent on May 2, 2003.

**CAREER TRANSACTIONS:** Signed by Washington as a college free agent 5/2/03; Waived by Washington 8/25/03; Signed by Washington (practice squad) 9/2/03; Signed by Washington to a future contract 12/29/03; Waived by Washington 8/30/04; Signed by Washington (practice squad) 9/7/04; Released by Washington 9/17/04; Signed by Washington (practice squad) 9/21/04; Signed by Washington to a future contract 1/3/05; Waived by Washington 9/2/06; Signed by Atlanta to a future contract 1/10/07; Waived by Atlanta 9/1/07; Signed by Denver to a future contract 12/31/07.

**2007:** Clemons participated in training camp with Atlanta but was waived on Sept. 1 and spent the regular season out of the NFL.

**2006:** Clemons competed in Washington's training camp but was waived on Sept. 2 and spent the regular season out of the NFL.

**2005:** Clemons saw the first game action of his NFL career with Washington, posting six tackles (3 solo) in eight games... Had two tackles in two playoff games... Had two stops vs. Dal. (12/18) after making his debut vs. S.F. (10/24).

**2004:** Clemons competed in Washington's training camp and spent the majority of the year on its practice squad.

**2003:** Clemons entered the NFL with Washington as a college free agent on May 2 but was waived on Aug. 25... Spent the year on its practice squad after joining that group on Sept. 2.

**COLLEGE:** Clemons played seven games (0 starts) in two years at the University of Georgia after transferring from Georgia Military College... Limited to two games as a senior due to a hip injury... Played in five games as a junior... Earned honorable mention junior college All-America honors in 1999 after registering 58.5 tackles, 7.5 sacks, three fumble recoveries and three passes defended at Georgia Military College.

**PERSONAL:** Clemons did not play football at Griffin High School in Griffin, Ga., but competed on its basketball team... Averaged five points and four rebounds in basketball... Brother, Chris, plays defensive end for the Philadelphia Eagles and uncle, Charlie Clemons, played seven years in the NFL from 1997-2003... Majored in child and family development at Georgia... Has a daughter, NyKeria... Nic Clemons was born on Feb. 3, 1980, in Griffin, Ga.

### CLEMONS' REGULAR SEASON RECORD

Year	Club	G	S	UT	A	TT	S-Yds.	I-Yds.	PD	FF	FR	TD-Int.	TD-FR	S	Pts.
2003	Washington						PRACTICE SQUAD								
2004	Washington						PRACTICE SQUAD								
2005	Washington	8	0	3	3	6	0-0	0-0	0	0	0	0	0	0	0
2006							OUT OF FOOTBALL								
2007							OUT OF FOOTBALL								
<b>CAREER TOTALS</b>		<b>8</b>	<b>0</b>	<b>3</b>	<b>3</b>	<b>6</b>	<b>0-0</b>	<b>0-0</b>	<b>0</b>	<b>0</b>	<b>0</b>	<b>0</b>	<b>0</b>	<b>0</b>	<b>0</b>


### CLEMONS' POSTSEASON RECORD

Year	Club	G	S	UT	A	TT	S-Yds.	I-Yds.	PD	FF	FR	TD-Int.	TD-FR	S	Pts.
2005	Washington	2	0	1	1	2	0-0	0-0	0	0	0	0	0	0	0
<b>CAREER TOTALS</b>		<b>2</b>	<b>0</b>	<b>1</b>	<b>1</b>	<b>2</b>	<b>0-0</b>	<b>0-0</b>	<b>0</b>	<b>0</b>	<b>0</b>	<b>0</b>	<b>0</b>	<b>0</b>	<b>0</b>

### CLEMONS' SINGLE GAME HIGHS


(Postseason in parentheses)

**Sacks** — None (none). **Sack yards** — None (none). **Interceptions** — None (none). **Interception return yards** — None (none).



**KEARY COLBERT**  
**6-1 • 205 • 5TH YR. • SOUTHERN CALIF.**  
**BORN:** May 21, 1982, in Oxnard, Calif.  
**HIGH SCHOOL:** Hueneme High School, Oxnard, Calif.  
**ACQUIRED:** Unrestricted Free Agent (Carolina), 2008  
**NFL YEAR:** 5th • **YEAR WITH BRONCOS:** 1st  
**NFL GAMES PLAYED/STARTED:** 55/42 • **POSTSEASON:** 3/3

**13**



### WIDE RECEIVER

#### COLBERT AT A GLANCE:

- A fifth-year wide receiver who joined the Broncos as an unrestricted free agent in March after spending his first four professional seasons with Carolina.
- Started the first 34 games played (including postseason) of his career with the Panthers.
- Set Carolina franchise rookie records as well as career highs for receptions (47), receiving yards (754) and receiving touchdowns (5) in 2004.
- Helped the Panthers reach the NFC Championship Game in 2005, starting all 19 games played (16 regular season, 3 postseason) that year.
- Owns two 100-yard receiving games for his career, including a personal-best 115-yard effort at Denver (10/10/04).
- Caught 32 passes for 332 yards (10.4 avg.) in 12 games (8 starts) for Carolina in 2007.
- Became the University of Southern California's all-time leader in career receptions (207) while finishing third in school annals in career receiving yards (2,964).
- Joined the Broncos as an unrestricted free agent on March 3, 2008.
- Selected by Carolina in the second round (62nd overall) of the 2004 NFL Draft.

**CAREER TRANSACTIONS:** Signed by Carolina as a draft choice 7/23/04; Placed on injured reserve (knee) by Carolina 12/21/07; Signed by Denver as an unrestricted free agent 3/3/08.

**2007:** Colbert totaled 32 receptions for 332 yards (10.4 avg.) in 12 games (8 starts) with Carolina before a knee injury forced him to go on injured reserve on Dec. 21... Caught three passes for 52 yards, including a 38-yarder, at Atl. (9/23)... Led the Panthers with 74 receiving yards on four catches, including a season-long 43-yard grab, at N.O. (10/7)... Recorded four receptions for 35 yards vs. Ind. (10/28)... Declared inactive vs. Atl. (11/11) with a foot injury suffered a week earlier... Returned to action and led the Panthers with a season-high six receptions for 33 yards at G.B. (11/18)... Sustained a knee injury at Jac. (12/9) that forced him to be declared inactive vs. Sea. (12/16)... Placed on injured reserve with a knee injury on Dec. 21.

**2006:** Colbert played 12 games (3 starts) for the Panthers and totaled five receptions for 56 yards (11.2 avg.)... Also was a regular on special teams... Opened the season with three catches for 32 yards vs. Atl. (9/10)... Added a 16-yard catch at T.B. (9/24) and an 8-yard reception at Bal. (10/15)... Declared inactive for Games 11-14 before seeing time in the Panthers' final two contests of the season.

**2005:** Colbert started all 16 games for the first time in his career, totaling 25 receptions for 282 yards (11.3 avg.) with two touchdowns while adding a 6-yard rush for the Panthers... Tied for third on the club in receptions and receiving yards... Started all three postseason games, recording three catches for 40 yards (13.3 avg.) to help

Carolina advance to the NFC Championship Game... Made two catches for 31 yards in an NFC Wild Card Game at NYG (1/8)... Led the Panthers with a season-high four catches for 52 yards vs. G.B. (10/3)... Contributed three catches for a season-high 53 yards at Det. (10/16) before making two catches for 32 yards, including a 25-yard touchdown, vs. Min. (10/30)... Added his second touchdown grab of the season, a 19-yarder, vs. NYJ (11/13)... Matched his season best with a team-high four receptions for 32 yards at Buf. (11/27).

**2004:** Selected by Carolina in the second round (62nd overall) of the 2004 NFL Draft, Colbert started all 15 games played as a rookie and ranked second on the club in receptions (47), receiving yards (754) and receiving touchdowns (5) while setting Panthers rookie records for those categories... Ranked fifth among NFL rookies with his 754 receiving yards... Led the Panthers with a 16.0 yards-per-reception average, a figure that ranked third in club annals and second in the NFC among players with at least 45 catches... Set a Carolina rookie record with two 100-yard receiving games... Also scored on a two-point conversion (reception) and returned two kickoffs for 30 yards... Made his NFL debut at K.C. (9/19) as a starter after veteran Steve Smith sustained a broken fibula in the season opener and caught three passes for 46 yards, including a 9-yard touchdown reception for the first score of his career... Returned a kickoff 19 yards and had four catches for 40 yards vs. Atl. (10/3)... Led the Panthers with four catches for 115 yards with one touchdown at Den. (10/10)... 100-yard effort against the Broncos was the first of his career as he became the first Panthers rookie to reach that mark in a game since 1997... Scored on a two-point conversion (reception) at Phi. (10/17)... Posted seven catches for 71 yards vs. S.D. (10/24)... Recorded his second 100-yard outing with 100 yards on four catches, including a 63-yarder, at Sea. (10/31)... 63-yard reception against Seattle was the Panthers' longest reception of the season... Recorded two touchdown catches and 72 receiving yards vs. T.B. (11/28)... Caught a touchdown pass and returned a kickoff 11 yards at T.B. (12/26).

**COLLEGE:** Colbert finished his career at the University of Southern California as its all-time leader in receptions (207) and ranked third in school annals in career receiving yards (2,964)... Became the third player in USC history to post two 1,000-yard receiving seasons, joining Keyshawn Johnson and Mike Williams... Twice received second-team All-Pacific-10 Conference honors... Caught at least one pass in his final 36 games... Earned second-team all-conference accolades and finished second on USC with 69 receptions for 1,013 yards (14.7 avg.) with nine touchdowns as a senior... Garnered second-team all-conference honors as a 13-game starter during a junior campaign in which he set career highs in receptions (71) and receiving yards (1,029) while totaling five touchdown grabs... Reception total that year ranked fourth in school annals for a single season... Started all 11 contests as a sophomore, posting 34 receptions for 442 yards (13.0 avg.) with two touchdowns... Totaled 33 catches for 480 yards (14.5 avg.) with three touchdowns as a true freshman... 33 receptions marked the second-highest total ever recorded by a USC true freshman.

**PERSONAL:** Colbert totaled 65 catches for 1,520 yards (24.4 avg.) with 24 touchdowns during his final two seasons at Hueneme High School in Oxnard, Calif.... Earned second-team All-Ventura County accolades as a senior after registering 25 catches for 600 yards (24.0 avg.) with 10 touchdowns... Added a 70-yard punt return touchdown along with five sacks and six forced fumbles as a safety during his final prep campaign... Competed in the 100 and 200 meters in track in high school... Donated money to the Boys and Girls Club in Oxnard and Port Hueneme... Received his bachelor's degree in sociology from USC... Patrick Keary Jerel Colbert was born on May 21, 1982, in Oxnard, Calif.

### COLBERT'S REGULAR SEASON RECORD

Year	Club	RECEIVING					RUSHING					SCORING				
		G	S	No.	Yds.	Avg.	LG	TD	No.	Yds.	Avg.	LG	TD	TD	TD	2pt
2004	Carolina	15	15	47	754	16.0	63	5	0	0	0.0	—	0	5	0	1
2005	Carolina	16	16	25	282	11.3	42	2	1	6	6.0	6	0	2	0	0
2006	Carolina	12	3	5	56	11.2	16	0	0	0	0.0	—	0	0	0	0
2007	Carolina	12	8	32	332	10.4	43	0	0	0	0.0	—	0	0	0	0
<b>CAREER TOTALS</b>		<b>55</b>	<b>42</b>	<b>109</b>	<b>1,424</b>	<b>13.1</b>	<b>63</b>	<b>7</b>	<b>1</b>	<b>6</b>	<b>6.0</b>	<b>6</b>	<b>0</b>	<b>7</b>	<b>0</b>	<b>1</b>

**ADDITIONAL STATISTICS:** Miscellaneous tackles — 2004 (2), 2005 (2), 2006 (1), 2007 (3), TOTAL (8). Kick returns — 2004 (2 for 30 yds., 15.0 avg., 19 LG), TOTAL (2 for 30 yds., 15.0 avg., 19 LG).

### COLBERT'S POSTSEASON RECORD

Year	Club	RECEIVING					RUSHING					SCORING				
		G	S	No.	Yds.	Avg.	LG	TD	No.	Yds.	Avg.	LG	TD	TD	TD	2pt
2005	Carolina	3	3	3	40	13.3	25	0	0	0	0.0	—	0	0	0	0
<b>CAREER TOTALS</b>		<b>3</b>	<b>3</b>	<b>3</b>	<b>40</b>	<b>13.3</b>	<b>25</b>	<b>0</b>	<b>0</b>	<b>0</b>	<b>0.0</b>	<b>—</b>	<b>0</b>	<b>0</b>	<b>0</b>	<b>0</b>

### COLBERT'S SINGLE GAME HIGHS

(Postseason in parentheses)

**Receptions** — 7 vs. San Diego, 10/24/04 (2 at N.Y. Giants, 1/8/06). **Receiving yards** — 115 at Denver, 10/10/04 (31 at N.Y. Giants, 1/8/06). **Receiving touchdowns** — 2 vs. Tampa Bay, 11/28/04 (none). **Longest reception** — 63 at Seattle, 10/31/04 (25 at N.Y. Giants, 1/8/06).

### COLBERT'S 100-YARD RECEIVING GAMES (2)

\*denotes win (Colbert's teams are 0-2 when he records 100 or more yards receiving in a game.)

Date	Opponent	Rec.	Yds.	Avg.	LG	TD
10/10/04	at Denver	4	115	28.8	45	1
10/31/04	at Seattle	4	100	25.0	63	0

### KEARY COLBERT'S CAREER GAME-BY-GAME

(victories asterisked)

2004 CAROLINA (7-9)			RECEIVING					SCORING	
Date	Opponent	P/S	No.	Yds.	Avg.	LG	TD	2pt.	Pts.
Sep 13	vs. Green Bay			INACTIVE					
Sep 19	at Kansas City*	S	3	46	15.3	23	1	0	6
Oct 3	vs. Atlanta	S	4	40	10.0	14	0	0	0
Oct 10	at Denver	S	4	115	28.8	45	1	0	6
Oct 17	at Philadelphia	S	2	39	19.5	30	0	1	2
Oct 24	vs. San Diego	S	7	71	10.1	16	0	0	0
Oct 31	at Seattle	S	4	100	25.0	63	0	0	0
Nov 7	vs. Oakland	S	3	42	14.0	22	0	0	0
Nov 14	at San Francisco*	S	4	57	14.3	25	0	0	0
Nov 21	vs. Arizona*	S	3	18	6.0	12	0	0	0
Nov 28	vs. Tampa Bay*	S	3	72	24.0	40t	2	0	12
Dec 5	at New Orleans*	S	1	22	22.0	22	0	0	0
Dec 12	vs. St. Louis*	S	5	46	9.2	18	0	0	0
Dec 18	at Atlanta	S	1	43	43.0	43	0	0	0
Dec 26	at Tampa Bay*	S	1	4	4.0	4t	1	0	6
Jan 2	vs. New Orleans	S	2	39	19.5	20	0	0	0
Regular Season Totals			15/15	47	754	16.0	63	5	1 32

2005 CAROLINA (11-5)		P/S	No.	RECEIVING			LG	TD	SCORING	
Date	Opponent			Yds.	Avg.	LG			2pt.	Pts.
Sep 11	vs. New Orleans	S	2	11	5.5	7	0		0	0
Sep 18	vs. New England*	S	0	0	0.0	—	0		0	0
Sep 25	at Miami	S	0	0	0.0	—	0		0	0
Oct 3	vs. Green Bay*	S	4	52	13.0	19	0		0	0
Oct 9	at Arizona*	S	0	0	0.0	—	0		0	0
Oct 16	at Detroit*	S	3	53	17.7	42	0		0	0
Oct 30	vs. Minnesota*	S	2	32	16.0	25t	1		0	6
Nov 6	at Tampa Bay*	S	1	18	18.0	18	0		0	0
Nov 13	vs. N.Y. Jets*	S	2	29	14.5	19t	1		0	6
Nov 20	at Chicago	S	0	0	0.0	—	0		0	0
Nov 27	at Buffalo*	S	4	32	8.0	12	0		0	0
Dec 4	vs. Atlanta*	S	3	24	8.0	9	0		0	0
Dec 11	vs. Tampa Bay	S	2	20	10.0	11	0		0	0
Dec 18	at New Orleans*	S	0	0	0.0	—	0		0	0
Dec 24	vs. Dallas	S	0	0	0.0	—	0		0	0
Jan 1	at Atlanta*	S	2	11	5.5	6	0		0	0
<b>Regular Season Totals</b>			<b>16/16</b>	<b>25</b>	<b>282</b>	<b>11.3</b>	<b>42</b>	<b>2</b>	<b>0</b>	<b>12</b>
Jan 8	at N.Y. Giants*†	S	2	31	15.5	25	0		0	0
Jan 15	at Chicago*&	S	1	9	9.0	9	0		0	0
Jan 22	at Seattle#	S	0	0	0.0	—	0		0	0
<b>Postseason Totals</b>			<b>3/3</b>	<b>3</b>	<b>40</b>	<b>13.3</b>	<b>25</b>	<b>0</b>	<b>0</b>	<b>0</b>

†NFC Wild Card Playoff Game; &NFC Divisional Playoff Game; #NFC Championship Game


2006 CAROLINA (8-8)		P/S	No.	RECEIVING			LG	TD	SCORING	
Date	Opponent			Yds.	Avg.	LG			2pt.	Pts.
Sep 10	vs. Atlanta	P	3	32	10.7	12	0		0	0
Sep 17	at Minnesota	P	0	0	0.0	—	0		0	0
Sep 24	at Tampa Bay*	P	1	16	16.0	16	0		0	0
Oct 1	vs. New Orleans*	S	0	0	0.0	—	0		0	0
Oct 8	vs. Cleveland*	P	0	0	0.0	—	0		0	0
Oct 15	at Baltimore*	P	1	8	8.0	8	0		0	0
Oct 22	at Cincinnati	P	0	0	0.0	—	0		0	0
Oct 29	vs. Dallas	S	0	0	0.0	—	0		0	0
Nov 13	vs. Tampa Bay*	S	0	0	0.0	—	0		0	0
Nov 19	vs. St. Louis*	P	0	0	0.0	—	0		0	0
Nov 26	at Washington			INACTIVE						
Dec 4	at Philadelphia			INACTIVE						
Dec 10	vs. N.Y. Giants			INACTIVE						
Dec 17	vs. Pittsburgh			INACTIVE						
Dec 24	at Atlanta*	P	0	0	0.0	—	0		0	0
Dec 31	at New Orleans*	P	0	0	0.0	—	0		0	0
<b>Regular Season Totals</b>			<b>12/3</b>	<b>5</b>	<b>56</b>	<b>11.2</b>	<b>16</b>	<b>0</b>	<b>0</b>	<b>0</b>

### DID YOU KNOW?

Wide receiver Rod Smith totaled at least 70 receptions for nine consecutive seasons with the Broncos from 1997-2005, a streak that ties for the second longest in NFL history.



2007 CAROLINA (7-9)			RECEIVING					SCORING	
Date	Opponent	P/S	No.	Yds.	Avg.	LG	TD	2pt.	Pts.
Sep 9	at St. Louis*	S	1	9	9.0	9	0	0	0
Sep 16	vs. Houston	S	3	25	8.3	12	0	0	0
Sep 23	at Atlanta*	S	3	52	17.3	38	0	0	0
Sep 30	vs. Tampa Bay	P	2	16	8.0	10	0	0	0
Oct 7	at New Orleans*	S	4	74	18.5	43	0	0	0
Oct 14	at Arizona*	S	3	29	9.7	15	0	0	0
Oct 28	vs. Indianapolis	S	4	35	8.8	15	0	0	0
Nov 4	at Tennessee	S	3	30	10.0	12	0	0	0
Nov 11	vs. Atlanta				INACTIVE (FOOT)				
Nov 18	at Green Bay	S	6	33	5.5	7	0	0	0
Nov 25	vs. New Orleans	P	2	21	10.5	14	0	0	0
Dec 2	vs. San Francisco*	P	0	0	0.0	—	0	0	0
Dec 9	at Jacksonville	P	1	8	8.0	8	0	0	0
Dec 16	vs. Seattle*				INACTIVE (KNEE)				
Dec 22	vs. Dallas				PLACED ON INJURED RESERVE (KNEE) 12/21/07				
Regular Season Totals			12/8	32	332	10.4	43	0	0



**TIM CROWDER**  
**6-4 • 275 • 2ND YR. • TEXAS**  
**BORN:** June 30, 1985, in Tyler, Texas  
**HIGH SCHOOL:** John Tyler High School, Tyler, Texas  
**ACQUIRED:** Draft #2 (56th overall), 2007  
**NFL YEAR:** 2nd • **YEAR WITH BRONCOS:** 2nd  
**NFL GAMES PLAYED/STARTED:** 13/1

**96**

DEFENSIVE END

#### CROWDER AT A GLANCE:

- A second-year defensive end who tied for fifth among NFL rookies with four sacks while adding 22 tackles and two fumble recoveries in 13 games (1 start) for the Broncos in 2007.
- Registered a sack in three consecutive games (Gms. 9-11) for Denver in 2007, becoming the first Bronco to accomplish that feat since 2004 (DE Reggie Hayward).
- Scored a touchdown on a 50-yard fumble recovery on *Sunday Night Football* vs. Pittsburgh (10/21/07), becoming the first Broncos defensive lineman to score on a fumble return since 2002.
- Earned first-team All-Big 12 Conference recognition in each of his final two seasons at the University of Texas, where he was a four-year starter for the Longhorns.
- Received second-team All-America honors (Walter Camp) and consensus first-team all-conference honors in 2006 after leading the Longhorns with 10.5 sacks that were the most by a Texas player since 1984.
- Helped Texas to a BCS national championship win in 2005, starting all 13 games and totaling a team-high 20 quarterback pressures that season.
- Selected by the Broncos in the second round (56th overall) of the 2007 NFL Draft.

**CAREER TRANSACTIONS:** Signed by Denver as a draft choice 7/28/07.

**2007:** Selected by the Broncos in the second round (56th overall) of the 2007 NFL Draft, Crowder played 13 games (1 start) for Denver as a rookie and totaled 22 tackles (18 solo), four sacks (39 yds.), one forced fumble and two fumble recoveries... Tied for fifth among NFL rookies and ranked second on Denver with four sacks... Registered a sack in three consecutive games (Gms. 9-11), becoming the first Bronco to accomplish that feat since 2004 (Reggie Hayward, 4 gms.)... Scored on a 50-yard fumble recovery for a touchdown on *Sunday Night Football* vs. Pit. (10/21), becoming the first Broncos defensive lineman to score on a fumble return since 2002 (Chester McGlockton)... Declared inactive for the first three games of the season due to an ankle injury suffered during training camp... Started in his professional debut at Ind. (9/30)... Registered the first tackle of his career vs. S.D. (10/7)... Posted four tackles (3 solo) and the first sacks of his career with two takedowns (21 yds.) of Brodie Croyle at K.C. (11/11)... Added a 15-yard sack vs. Ten. (11/19) on *Monday Night Football* before recording one sack at Chi. (11/25) to extend his sack streak to three games... Recovered a fumble vs. K.C. (12/9) to set up a touchdown and helped Denver hold the Chiefs to the third-lowest yards per rush average (0.94, 17-16) in a game in club history.

**COLLEGE:** Crowder was a four-year starter at the University of Texas and earned first-team All-Big 12 Conference recognition in each of his final two seasons as a Longhorn... Finished his collegiate career with 191 tackles (118 solo), 19 sacks (120 yds.), two interceptions, 13 pass breakups, eight forced fumbles and two fumble recoveries in 51 games (47 starts)... Started all 13 games as a senior, totaling 59 tackles (39 solo), 10.5 sacks (66 yds.), four forced fumbles, three passes defended and a fumble recovery in the end zone for a touchdown...

10.5 sacks were the most by a Longhorn since 1984 and propelled him to consensus first-team all-conference accolades and second-team All-America honors (Walter Camp)... Also was a finalist for the Ted Hendricks Award (nation's top defensive end) as a senior... Was a key part of Texas' BCS national championship in 2005, starting all 13 games and receiving first-team All-Big 12 honors after totaling 50 tackles (31 solo), three sacks (20 yds.) and one interception along with a team-high 20 quarterback pressures... Posted a team-high 4.5 sacks along with 47 tackles as an honorable mention All-American (Associated Press) during his sophomore campaign... Named a third-team freshman All-American (*The Sporting News*) after playing 13 games (9 starts) as a true freshman.

**PERSONAL:** Crowder was a three-year letterwinner and two-year starter who primarily played defensive end at John Tyler High School in Tyler, Texas... Totaled 127 tackles, 22 tackles-for-losses and 14 sacks during his final two prep seasons... Earned second-team all-state (Class 5A) and all-district honors as a senior after posting 55 tackles, 12 tackles-for-losses, nine sacks and one forced fumble... Received honorable mention all-district accolades as a junior after registering 72 tackles (26 solo), 10 tackles-for-losses and five sacks... Saw limited action at tight end as a sophomore in 2001 and moved up to the varsity for the team's run to the 5A Division II Championship game... Earned three letters in baseball as a pitcher and first baseman... Received all-district honors after posting a .400+ batting average and tossing a one-hitter as a pitcher during his senior year... Majored in health promotion and fitness at Texas... Timothy C. Crowder was born on June 30, 1985, in Tyler, Texas.


CROWDER'S REGULAR SEASON RECORD													
Year	Club	G	S	UT	A	TT	S-Yds.	I-Yds.	PD	FF	FR	TD-Int.	TD-FR
2007	Denver	13	1	18	4	22	4-39	0-0	0	1	2	0	1
<b>CAREER TOTALS</b>		<b>13</b>	<b>1</b>	<b>18</b>	<b>4</b>	<b>22</b>	<b>4-39</b>	<b>0-0</b>	<b>0</b>	<b>1</b>	<b>2</b>	<b>0</b>	<b>1</b>

**ADDITIONAL STATISTICS:** Scored on a 50-yard fumble recovery vs. Pittsburgh (10/21/07).

CROWDER'S SINGLE-GAME HIGHS													
(Postseason in parentheses)													
<b>Sacks</b>	— 2 at Kansas City, 11/11/07 (none).	<b>Sack yards</b>	— 21 at Kansas City, 11/11/07 (none).	<b>Interceptions</b>	— None (none).	<b>Interception return yards</b>	— None (none).						

CROWDER'S MULTIPLE-SACK GAMES (1)													
Date	Opponent	S-Yds.											
11/11/07	at Kansas City*	2-21											

\*denotes win (The Broncos are 1-0 when Crowder records more than one sack in a game.)



**JAY CUTLER**  
**6-3 • 233 • 3RD YR. • VANDERBILT**  
**BORN:** April 29, 1983, in Santa Claus, Ind.  
**HIGH SCHOOL:** Heritage Hills High School, Lincoln City, Ind.  
**ACQUIRED:** Draft #1 (11th overall), 2006  
**NFL YEAR:** 3rd • **YEAR WITH BRONCOS:** 3rd  
**NFL GAMES PLAYED/STARTED:** 21/21

**6**

QUARTERBACK

#### CUTLER AT A GLANCE:

- A third-year quarterback who has started 21 career games and totaled the 10th-most passing yards (4,498) in the NFL since being named the Broncos' starting quarterback in Week 13 of the 2006 season.
- Recorded 3,385 passing yards and 22 touchdown passes through his first 16 career games played, totals that both ranked fourth in the NFL through a player's first 16 appearances among those who entered the league from 2000-06.
- Owns a 7.45 yards per pass attempt average for his career, a mark that ranks ninth in the NFL since he was drafted in 2006.
- Started all 16 games for Denver in 2007, registering the third-best completion percentage (63.6) and the seventh-best passing yardage total (3,497) for a season in club history.
- Placed fourth among league quarterbacks in rushing yards (205), ninth in yards per pass attempt (7.49) and 10th in passing yards (3,497) in 2007.
- Became the first rookie in NFL history (second player overall) to throw multiple touchdown passes in each of his first four games and became the first player in Broncos history to begin his career with the team by throwing a touchdown pass in each of his first nine games.
- Posted a 6.6 touchdown percentage and a 1.8 touchdown-to-interception ratio in 2006 that marked the second and third-best respective totals by an NFL rookie since the 1970 merger (min. 125 att.).
- Set Broncos rookie records in 2006 for passer rating (88.5) and completion percentage (59.1).

### CUTLER OFF TO IMPRESSIVE START

#### THROUGH A PLAYER'S FIRST 16 GAMES, AMONG THOSE WHO ENTERED THE NFL FROM 2000-06

Passing Yards			Passing Touchdowns		
Player	Yards	Year	Player	TDs	Year
1. Marc Bulger, Stl.	4,262	2002-03	1. Marc Bulger, Stl.	28	2002-03
2. Carson Palmer, Cin.	3,683	2004-05	2. Derek Anderson, Cle.	27	2006-07
3. Derek Anderson, Cle.	3,551	2006-07	3. Carson Palmer, Cin.	26	2004-05
4. <b>Jay Cutler, Den.</b>	<b>3,385</b>	<b>2006-07</b>	4. <b>Jay Cutler, Den.</b>	<b>22</b>	<b>2006-07</b>
5. Drew Brees, S.D.	3,173	2001-02	5. Ben Roethlisberger, Pit.	21	2004-05
6. Patrick Ramsey, Was.	3,169	2002-03	Billy Volek, Ten.	21	2001-04

- Named Denver's starting quarterback on Nov. 27, 2006, and made his professional debut on *Sunday Night Football* against Seattle on Dec. 3, 2006.
- Started for four seasons (all 45 games played) at Vanderbilt University, where he set school career records for total offense (9,953 yds.), touchdown passes (59), passing yards (8,697), pass completions (710), pass attempts (1,242) and combined touchdowns (76).
- Named Southeastern Conference Offensive Player of the Year (coaches and media) as well as a finalist for the Johnny Unitas Golden Arm Award, given to the nation's top senior quarterback, at Vanderbilt in 2005 after leading the SEC with a school-record 3,288 yards of total offense.
- Selected by the Broncos in the first round (11th overall) of the 2006 NFL Draft on his 23rd birthday, becoming the first Vanderbilt player drafted in the first round since 1986 and the first-ever Commodore selected by the Broncos.

**CAREER TRANSACTIONS:** Signed by Denver as a draft choice 7/27/06.



**2007:** In his first full season as a starting quarterback, Cutler completed 297-of-467 (63.6%) passes for 3,497 yards with 20 touchdowns and 14 interceptions for an 88.1 passer rating... Ranked ninth in the NFL in yards per pass attempt (7.49), 10th in passing yards (3,497), tied for 10th in completions (297) and 12th in passer rating (88.1)... Placed seventh on Denver's single-season list for passing yards with the first 3,000-yard effort of his career while ranking third in club annals for completion percentage in a single campaign... Added 205 yards on 44 rushes (4.7 avg.) with a score to rank fourth in the league in rushing among quarterbacks... Compiled a 92.1 passer rating on third down (73-125, 901 yds., 8 TD, 3 INT) to rank 10th in the NFL... Posted two 300-yard passing games, five multiple passing touchdown efforts and five games with a completion percentage of at least 70 percent... Completed his first 16 career games as a starter following Denver's game at Chi. (11/25) and totaled the fourth-most passing yards (3,385) and passing touchdowns (22) through a player's first 16 games among those who entered the league since 2000... Extended his club-record streak of throwing at least one touchdown pass to begin a Broncos career to nine games through Denver's contest at Ind. (9/30)... Became just the second quarterback in team history to record 11 consecutive completions in a game twice during the same season (vs. Jac. 9/23 and vs. Min. 12/30), joining Brian Griese (2000) with that distinction... Recorded the first 300-yard passing game of his career at Buf. (9/9) in the Broncos' season opener with his 304 yards marking the eighth most by a Denver player in an opener in club history... Completed 5-of-6 passes, including all three third-down attempts, for 54 yards on the game-winning field goal drive against the Bills while finishing the contest with one touchdown pass... Threw for 269 yards and led Denver on a 15-play, 78-yard game-winning field goal drive in overtime vs. Oak. (9/16)... Scored the first rushing touchdown (2 yds.) of his career at Ind. (9/30), playing in the RCA Dome for the first time since leading Heritage Hills High School (Lincoln City, Ind.) to a state championship victory there in 2000... Also threw one touchdown pass against the Colts, extending his club-record nine-game streak of consecutive games with at least one scoring toss to begin a Broncos career... Posted a career-high passer rating of 106.7 as he completed 22-of-29 passes (career-high 75.9%) for 248 yards with a personal-best three touchdowns along with two interceptions on *Sunday Night Football* vs. Pit. (10/21)... Also rushed three times for a career-high 41 yards, including a 31-yard scamper, against the Steelers while helping Denver post its highest third-down success rate (70% / 7-of-10) in a game since 1993... Made his *Monday Night Football* debut vs. G.B. (10/29), completing 21-of-34 (61.8%) passes for 264 yards with one touchdown and no interceptions... Left the game in the second quarter at Det. (11/4) with a confusion to his lower left leg... Returned a week later at K.C. (11/11), helping the Broncos win for the first time at Arrowhead Stadium in five seasons by throwing for 192

### WISE BEYOND HIS YEARS

PASSING YARDS BY A BRONCO, SEASON				COMP PCT. BY A BRONCO, SEASON (min. 100 att.)			
Player	NFL Exp.	Yards	Year	Player	NFL Exp.	Comp. Pct.	Year
1. Jake Plummer	8	4,089	2004	1. Brian Griese	5	66.7 (291-436)	2002
2. John Elway	11	4,030	1993	2. Brian Griese	3	64.3 (216-336)	2000
3. John Elway	13	3,970	1995	3. <b>Jay Cutler</b>	<b>2</b>	<b>63.6 (297-467)</b>	<b>2007</b>
4. John Elway	3	3,891	1985	4. John Elway	11	63.2 (348-551)	1993
5. John Elway	15	3,635	1997	5. Jake Plummer	7	62.6 (189-302)	2003
6. John Elway	8	3,526	1990	6. John Elway	12	62.1 (307-494)	1994
7. <b>Jay Cutler</b>	<b>2</b>	<b>3,497</b>	<b>2007</b>	7. Hugh Millen	8	61.8 (81-131)	1994

### CUTLER AMONG NFL'S BEST SINCE MAKING DEBUT

#### MOST PASSING YARDS, NFL, SINCE WEEK 13 OF 2006 SEASON (WHEN CUTLER PLAYED HIS FIRST GAME)

Player	Gms.	Att.	Comp.	Pct.	Yds.	TD	INT	Rtg.
1. Tom Brady, N.E.	21	727	496	68.2	5,772	54	9	111.6
2. Peyton Manning, Ind.	21	693	455	65.7	5,473	41	17	99.2
3. Tony Romo, Dal.	21	677	430	63.5	5,458	42	27	92.7
4. Brett Favre, G.B.	21	745	469	63.0	5,406	32	23	86.2
5. Jon Kitna, Det.	21	753	476	63.2	5,400	27	29	80.5
6. Drew Brees, N.O.	21	793	521	65.7	5,378	35	19	89.8
7. Carson Palmer, Cin.	20	709	448	63.2	5,064	32	25	84.9
8. Matt Hasselbeck, Sea.	21	721	442	61.3	5,002	33	17	87.5
9. Derek Anderson, Cle.	20	644	364	56.5	4,580	34	27	78.9
10. <b>Jay Cutler, Den.</b>	<b>21</b>	<b>604</b>	<b>378</b>	<b>62.6</b>	<b>4,498</b>	<b>29</b>	<b>19</b>	<b>88.2</b>

yards with one score... Became the first Bronco to throw two touchdown passes of at least 40 yards in the same game since 1995 (John Elway) vs. Ten. (11/19) on *Monday Night Football* with a 48-yarder to Brandon Stokley and a 41-yarder to Brandon Marshall... Finished the contest against the Titans with a career-high 76.2 completion percentage (16-of-21), 200 passing yards and two touchdowns along with a personal-best 137.0 passer rating in helping Denver score on its first five possessions... Eclipsed 300 passing yards in a game for the second time in his career at Chi. (11/25) with 302 yards and two touchdown passes, including a 68-yarder to Marshall, against the Bears... Set single-game career highs for passer rating (141.0) and touchdown passes (4) while throwing for 244 yards vs. K.C. (12/9)... Posted personal bests in completions (27) and pass attempts (39) in a Thursday night game at Hou. (12/13)... Finished the game against the Texans with 254 passing yards and a 12-yard touchdown pass to Tony Scheffler while also completing 11 passes for 107 yards to Marshall... Wrapped up the season with a 106.4 passer rating, completing 26-of-37 (70.3%) passes for 246 yards with two scores and no interceptions in an overtime win vs. Min. (12/30)... Served as the holder on all field goal and extra point attempts against the Vikings and also completed 11 consecutive passes during the second and third quarters.

**2006:** Selected by the Broncos in the first round (11th overall) of the 2006 NFL Draft, Cutler started the final five games of his rookie season after he was named the team's starter on Nov. 27... Completed 81-of-137 (59.1%) passes for 1,001 yards with nine touchdowns and five interceptions... Became the first rookie in NFL history (second player overall, joining Washington's Mark Rypien in 1988) to throw multiple touchdown passes in each of his first four games played... Also became just the second rookie in league history (fifth player overall) to throw at least two touchdown passes in each of his first four starts... Posted the second-highest TD percentage (6.6) and third-highest TD-to-INT ratio (1.8) among NFL rookies since 1970 with at least 125 passing attempts and set Denver rookie records for passer rating (88.5) and completion percentage (59.1)... Made his professional debut with a start on *Sunday Night Football* vs. Sea. (12/3), completing 10-of-21 passes for 143 yards with two touchdowns and two interceptions... Completed his first pass as a pro on his third attempt vs. Seattle when he connected with fullback Cecil Sapp for a 1-yard gain at 13:14 of the second quarter... Registered his first touchdown pass when tight end Stephen Alexander hauled in a 7-yard score at 6:14 of the second quarter vs. Seattle and also teamed with Brandon Marshall for a 71-yard catch-and-run touchdown in the fourth quarter that was the second-longest passing play between two rookies in franchise history... Completed 17-of-30 passes for 188 yards with two touchdowns and no interceptions at S.D. (12/10)... Connected on 10-of-13 passes in the third quarter in San Diego for 137 yards, tossing a pair of touchdowns to Scheffler within a 48-second span that tied for the fastest in league history that two rookies produced a pair of scoring passes (Charlie Conerly and Bill Swiacki of the New York Giants in 1948)... Earned his first professional win as a starter at Ari. (12/17), completing 21-of-31 passes for 261 yards with two touchdowns and one interception... Registered the highest passer rating (101.7) in a game for a Broncos rookie since 1983 (John Elway) against the Cardinals... Posted the first home win of his NFL career vs. Cin. (12/24), throwing for two touchdowns and 179 yards... Concluded his first year vs. S.F. (12/31) with 230 yards on 21-of-32 (65.6%) passing with one touchdown and one interception... Left the 49ers game in the second quarter after suffering a blow to the head but returned to start the third quarter.

**COLLEGE:** Cutler was a three-year captain and four-year starter at Vanderbilt University, where he set school career records for total offense (9,953 yds.), touchdown passes (59), passing yards (8,697), pass completions (710), pass attempts (1,242) and combined touchdowns (76)... Started all 45 career games played for the Commodores, the most starts by a quarterback in school annals, and did not miss a game due to injury... Posted a career passer rating of 126.2 as he completed 710-of-1,242 (57.2%) passes for 8,697 yards with 59 touchdowns and 34 interceptions... Added 453 career rushes for 1,256 yards with 17 touchdowns... Ranked ninth in the nation in total offense (298.9 yards per game) as a senior while recording one of the finest seasons by a quar-

### CUTLER BEGINS CAREER ON HISTORICAL TD STREAK

#### PLAYERS WITH MULTIPLE TD PASSES IN EACH OF THEIR FIRST FOUR STARTS, NFL HISTORY

Player	Year	Starts with 2-TDs
1. Billy Volek, Tennessee	2003-04	7
2. Dan Marino, Miami*	1983	5
3. <b>Jay Cutler, Denver*</b>	<b>2006</b>	<b>4</b>
Kurt Warner, St. Louis	1999	4
Mark Rypien, Washington	1988	4

\* - Denotes rookie

## CUTLER RANKS WITH ALL-TIME ROOKIE PERFORMERS

### HIGHEST TOUCHDOWN PERCENTAGE, NFL ROOKIES, SINCE 1970 MERGER (min. 125 att.)

Player	Year	Att.	TDs	Pct.
1. Dan Marino, Miami	1983	296	20	6.76
2. Jay Cutler, Denver	2006	137	9	6.57
3. Jim Plunkett, New England	1971	328	19	5.79
4. Ben Roethlisberger, Pittsburgh	2004	295	17	5.76
5. Jim Everett, Los Angeles Rams	1986	147	8	5.44

terback in school history... Started 11 games that year, completing 273-of-462 (59.1%) passes for 3,073 yards, 21 touchdowns and nine interceptions as he became the first Commodore to be named Southeastern Conference Offensive Player of the Year (coaches and media) since end Bob Goodridge in 1967... Named a finalist for the Johnny Unitas Golden Arm Award (nation's top senior quarterback) as well as a first-team All-SEC pick by the league's coaches after leading the conference with a school-record 3,288 yards of total offense... Became the second Commodore to throw for more than 3,000 yards in a season with his senior performance while his 273 completions and 21 touchdowns ranked second on the school's single-season list... Also was the first quarterback in school history to record four consecutive 300-yard passing performances that year with a stretch that included Vanderbilt's first win against Tennessee since 1982 in its season finale in Knoxville, Tenn.... Completed a school-record 61.0 percent of his passes as a junior while throwing for 1,844 yards with 10 touchdowns and a career-low five interceptions... Started 11 games for the Commodores as a redshirt freshman, earning third-team freshman All-America honors from *The Sporting News* and first-team freshman All-SEC accolades from the league's coaches and the Associated Press.

**PERSONAL:** Cutler started at quarterback and safety for three years at Heritage Hills High School in Lincoln City, Ind.... Received first-team all-state honors (Associated Press) as a senior, leading the school to a 15-0 record and its first state title by hauling in a game-winning 12-yard touchdown pass off a lateral to win the championship... Connected on 122-of-202 (60.4%) passes for 2,252 yards with 31 touchdowns while rushing 65 times for 493 yards with 11 touchdowns during his senior campaign... Also was a first-team all-state selection in basketball and garnered honorable mention all-state accolades as a shortstop... Completed his bachelor's degree in human and organizational development from Vanderbilt in December 2005... Bench pressed 225 pounds 27 times and had a maximum press of 400 pounds in strength tests leading up to the NFL Combine following his collegiate career... Grew up in a subdivision called Christmas Village in the Southern Indiana town of Santa Claus... Started the Jay Cutler Foundation in the 2007 offseason with the foundation partnering with Mile High United Way's Youth Success Initiative to help at-risk youth overcome obstacles and graduate from high school... Involved with several local charities, including Mount Saint Vincent Home, Reverend Kelly's Open Door and the Sentinels of Freedom... Diagnosed with Type I diabetes in mid-April 2008 and plans to work with Dedicated to Diabetes, an organization based in Denver, to promote awareness of the disease... Father, Jack, worked for the Indiana state police and his mother, Sandy, was a part-time teacher... Jay Cutler was born on April 29, 1983, in Santa Claus, Ind.

## CUTLER'S REGULAR SEASON RECORD

		PASSING									
Year	Club	G	S	Att.	Comp.	Pct.	Yds.	Yds./Att.	TD	% Int.	% LG
2006	Denver	5	5	137	81	59.1	1,001	7.31	9	6.6	71t
2007	Denver	16	16	467	297	63.6	3,497	7.49	20	4.3	68t
<b>CAREER TOTALS</b>		<b>21</b>	<b>21</b>	<b>604</b>	<b>378</b>	<b>62.6</b>	<b>4,498</b>	<b>7.45</b>	<b>29</b>	<b>4.8</b>	<b>19</b>

		RUSHING					SCORING				
Year	Club	Att.	Yds.	Avg.	LG	TD	TD	TDr	TDp	TDrt	2pt
2006	Denver	12	18	1.5	9	0	0	0	0	0	0
2007	Denver	44	205	4.7	31	1	1	0	0	0	6
<b>CAREER TOTALS</b>		<b>56</b>	<b>223</b>	<b>4.0</b>	<b>31</b>	<b>1</b>	<b>1</b>	<b>0</b>	<b>0</b>	<b>0</b>	<b>6</b>

**ADDITIONAL STATISTICS:** Miscellaneous tackles — 2007 (2), TOTAL (2). Fumble recoveries — 2006 (3), 2007 (3), TOTAL (6).

## CUTLER'S SINGLE GAME HIGHS

(Postseason in parentheses)

**Pass Attempts** — 39, twice, last at Houston, 12/13/07 (none). **Pass completions** — 27 at Houston, 12/13/07 (none). **Yards passing** — 304 at Buffalo, 9/9/07 (none). **Completion percentage** — 76.2% (16-21) vs. Tennessee, 11/19/07 (none). **Touchdown passes** — 4 vs. Kansas City, 12/9/07 (none). **Passer rating** — 141.0 vs. Kansas City, 12/9/07 (none). **Longest pass completion** — 71t vs. Seattle, 12/3/06 (none). **Rushing attempts** — 6 at Oakland, 12/2/07 (none). **Yards rushing** — 42 at San Diego, 12/24/07 (none). **Longest rush** — 31 vs. Pittsburgh, 10/21/07 (none). **Rushing touchdowns** — 1 at Indianapolis, 9/30/07 (none).

## DID YOU KNOW?

The Broncos scored four touchdowns of at least 40 yards (two pass plays, one rushing play and one punt return) during their *Monday Night Football* win against Tennessee on Nov. 19, 2007, marking the first time in club history that feat was accomplished. Denver also became the first NFL team in four seasons (Minnesota, vs. Seattle 12/7/03) to score four 40+yard touchdowns in the same game with its performance against the Titans.

## CUTLER'S REGULAR SEASON TOP FIVE

### Completions

27 — at Houston, 12/13/07 (39 att., 254 yds., TD)  
26 — vs. Minnesota, 12/30/07 (37 att., 246 yds., 2TD)  
23 — vs. San Diego, 10/7/07 (36 att., 232 yds., INT)  
23 — vs. Oakland, 9/16/07 (33 att., 269 yds., TD, 2INT)  
23 — at Buffalo, 9/9/07 (39 att., 304 yds., TD, INT)

### Passing Yards

304 — at Buffalo, 9/9/07 (23 of 39, TD, INT)  
302 — at Chicago, 11/25/07 (17 of 31, 2TD, INT)  
269 — vs. Oakland, 9/16/07 (23 of 33, TD, 2INT)  
264 — vs. Green Bay, 10/29/07 (21 of 34, TD)  
261 — at Arizona, 12/17/06 (21 of 31, 2TD, INT)

### Completion Percentage

76.2 — vs. Tennessee, 11/19/07 (16 of 21, 200 yds., 2TD)  
75.9 — vs. Pittsburgh, 10/21/07 (22 of 29, 248 yds., 3TD, 2INT)  
74.1 — vs. Kansas City, 12/9/07 (20 of 27, 244 yds., 4TD)  
70.3 — vs. Minnesota, 12/30/07 (26 of 37, 246 yds., 2TD)  
69.7 — vs. Oakland, 9/16/07 (23 of 33, 269 yds., TD, 2INT)

### Attempts

39 — at Houston, 12/13/07 (27 comp., 254 yds., TD)  
39 — at Buffalo, 9/9/07 (23 comp., 304 yds., TD, INT)  
37 — vs. Minnesota, 12/30/07 (26 comp., 246 yds., 2TD)  
36 — vs. San Diego, 10/7/07 (23 comp., 232 yds., INT)  
34 — vs. Green Bay, 10/29/07 (21 comp., 264 yds., TD)

### Passing Touchdowns

4 — vs. Kansas City, 12/4/07 (20 of 27, 244 yds.)  
3 — vs. Pittsburgh, 10/21/07 (22 of 29, 248 yds., 2INT)  
2 — vs. Minnesota, 12/30/07 (26 of 37, 246 yds.)  
2 — at Chicago, 11/25/07 (17 of 31, 302 yds., INT)  
2 — vs. Tennessee, 11/19/07 (16 of 21, 200 yds.)  
2 — vs. Cincinnati, 12/24/06 (12 of 23, 179 yds., INT)  
2 — at Arizona, 12/17/06 (21 of 31, 261 yds., INT)  
2 — at San Diego, 12/10/06 (17 of 30, 188 yds.)  
2 — vs. Seattle, 12/3/06 (10 of 21, 143 yds., 2INT)

### Passer Rating

141.0 — vs. Kansas City, 12/4/07 (20-27, 244 yds., 4-0)  
137.0 — vs. Tennessee, 11/19/07 (16-21, 200 yds., 2-0)  
106.7 — vs. Pittsburgh, 10/21/07 (22-29, 248 yds., 3-2)  
106.4 — vs. Minnesota, 12/30/07 (26-37, 246 yds., 2-0)  
101.7 — at Arizona, 12/17/06 (21-31, 261 yds., 2-1)

## CUTLER'S 300-YARD PASSING GAMES (2)

\*denotes win (The Broncos are 1-1 when Cutler records 300 or more yards passing in a game.)

Opponent (Date)	Passing					Rushing				
	Att.	Comp.	Yds.	Pct.	TD	Att.	Yds.	Avg.	LG	TD
at Buffalo (9/9/07)*	39	23	304	59.0	1	4	18	4.5	11	0
at Chicago (11/25/07)	31	17	302	54.8	2	2	12	6.0	8	0

## JAY CUTLER'S CAREER GAME-BY-GAME

(Victories asterisked)

2006 DENVER (9-7)		PASSING										RUSHING				
Opponent	P/S	Att.	Comp.	Yds.	Pct.	TD	INT	LG	S/Yds.	Rtg.		Att.	Yds.	Avg.	LG	TD
at Stl. (9/10)																
vs. K.C. (9/17)*																
at N.E. (9/24)*																
vs. Bal. (10/9)*																
vs. Oak. (10/15)*																
at Cle. (10/22)*																
vs. Ind. (10/29)																
at Pitt. (11/5)*																
at Oak. (11/12)*																
vs. S.D. (11/19)																
at K.C. (11/23)																
vs. Sea. (12/3)	S	21	10	143	47.6	2	2	71t	3/22	62.3		4	10	2.5	9	0
at S.D. (12/10)	S	30	17	188	56.7	2	0	28t	4/22	97.6		1	0	0.0	0	0
at Ari. (12/17)*	S	31	21	261	67.7	2	1	54t	1/5	101.7		3	10	3.3	8	0
vs. Cin. (12/24)*	S	23	12	179	52.2	2	1	39t	3/19	88.9		2	-1	-0.5	0	0
vs. S.F. (12/31)	S	32	21	230	65.6	1	1	29	2/17	84.1		2	-1	-0.5	0	0
<b>Regular Season Totals</b>	<b>5/5</b>	<b>137</b>	<b>81</b>	<b>1,001</b>	<b>59.1</b>	<b>9</b>	<b>5</b>	<b>71t</b>	<b>13/85</b>	<b>88.5</b>		<b>12</b>	<b>18</b>	<b>1.5</b>	<b>9</b>	<b>0</b>

2007 DENVER (7-9)		PASSING										RUSHING				
Opponent	P/S	Att.	Comp.	Yds.	Pct.	TD	INT	LG	S/Yds.	Rtg.		Att.	Yds.	Avg.	LG	TD
at Buf. (9/9)*	S	39	23	304	59.0	1	1	34	1/5	81.6		4	18	4.5	11	0
vs. Oak. (9/16)*	S	33	23	269	69.7	1	2	24	2/9	79.0		2	-2	-1.0	0	0
vs. Jac. (9/23)	S	23	16	222	72.7	1	1	49	1/4	96.6		2	-1	-0.5	0	0
at Ind. (9/30)	S	21	13	131	61.9	1	1	24	1/0	75.7		2	11	5.5	9	1
vs. S.D. (10/7)	S	36	23	232	63.9	0	1	26	1/8	70.6		3	7	2.3	5	0
vs. Pitt. (10/21)*	S	29	22	248	75.9	3	2	26	2/14	106.7		3	41	13.7	31	0
vs. G.B. (10/29)	S	34	21	264	61.8	1	0	35	2/17	95.7		3	7	2.3	7	0
at Det. (11/4)	S	4	3	20	75.0	0	0	9	2/13	85.4		0	0	0.0	—	0
at K.C. (11/11)*	S	29	17	192	58.6	1	1	38	1/6	75.6		3	21	7.0	13	0
vs. Ten. (11/19)*	S	21	16	200	76.2	2	0	48t	1/7	137.0		4	7	1.8	10	0
at Chi. (11/25)	S	31	17	302	54.8	2	1	68t	2/10	96.4		2	12	6.0	8	0
at Oak. (12/2)	S	32	16	214	50.0	0	2	58	1/8	45.6		6	9	1.5	4	0
vs. K.C. (12/9)*	S	27	20	244	74.1	4	0	28	0/0	141.0		5	22	4.4	21	0
at Hou. (12/13)	S	39	27	254	69.2	1	0	30	5/18	95.5		2	11	5.5	8	0
at S.D. (12/24)	S	32	14	155	43.8	0	2	27	4/22	32.7		3	42	14.0	21	0
vs. Min. (12/30)*	S	37	26	246	70.3	2	0	27	1/12	106.4		0	0	0.0	—	0
<b>Regular Season Totals</b>	<b>16/16</b>	<b>467</b>	<b>297</b>	<b>3,497</b>	<b>63.6</b>	<b>20</b>	<b>14</b>	<b>68t</b>	<b>27/153</b>	<b>88.1</b>		<b>44</b>	<b>205</b>	<b>4.7</b>	<b>31</b>	<b>1</b>



# JAY CUTLER VS. THE NFL

*(Regular Season only)*

	G/S	W/L	Att.	Comp.	Yds.	Pct.	TD	INT	LG	S/Yds.	Rtg.
Denver	0/0	0-0	0	0	0	0.0	0	0	—	0/0	—
Kansas City	2/2	2-0	56	37	436	66.1	5	1	38	1/6	111.9
Oakland	2/2	1-1	65	39	483	60.0	1	4	58	3/17	62.5
San Diego	3/3	0-3	98	54	575	55.1	2	3	28t	9/52	66.5
<b>AFC West</b>	<b>7/7</b>	<b>3-4</b>	<b>219</b>	<b>130</b>	<b>1,494</b>	<b>59.4</b>	<b>8</b>	<b>8</b>	<b>58</b>	<b>13/75</b>	<b>76.9</b>
Buffalo	1/1	1-0	39	23	304	59.0	1	1	34	1/5	81.6
Miami	0/0	0-0	0	0	0	0.0	0	0	—	0/0	—
New England	0/0	0-0	0	0	0	0.0	0	0	—	0/0	—
N.Y. Jets	0/0	0-0	0	0	0	0.0	0	0	—	0/0	—
<b>AFC East</b>	<b>1/1</b>	<b>1-0</b>	<b>39</b>	<b>23</b>	<b>304</b>	<b>59.0</b>	<b>1</b>	<b>1</b>	<b>34</b>	<b>1/5</b>	<b>81.6</b>
Baltimore	0/0	0-0	0	0	0	0.0	0	0	—	0/0	—
Cincinnati	1/1	1-0	23	12	179	52.2	2	1	39t	3/19	88.9
Cleveland	0/0	0-0	0	0	0	0.0	0	0	—	0/0	—
Pittsburgh	1/1	1-0	29	22	248	75.9	3	2	26	2/14	106.7
<b>AFC North</b>	<b>2/2</b>	<b>2-0</b>	<b>52</b>	<b>34</b>	<b>427</b>	<b>65.4</b>	<b>5</b>	<b>3</b>	<b>39t</b>	<b>5/33</b>	<b>98.8</b>
Houston	1/1	0-1	39	27	254	69.2	1	0	30	5/18	95.5
Indianapolis	1/1	0-1	21	13	131	61.9	1	1	24	1/0	75.7
Jacksonville	1/1	0-1	23	16	222	69.6	1	1	49	1/4	96.6
Tennessee	1/1	1-0	21	16	200	76.2	2	0	48	1/7	137.0
<b>AFC South</b>	<b>4/4</b>	<b>1-3</b>	<b>104</b>	<b>72</b>	<b>807</b>	<b>69.2</b>	<b>5</b>	<b>2</b>	<b>49</b>	<b>8/29</b>	<b>100.1</b>
<b>AFC Totals</b>	<b>14/14</b>	<b>7-7</b>	<b>414</b>	<b>259</b>	<b>3,032</b>	<b>62.6</b>	<b>19</b>	<b>14</b>	<b>58</b>	<b>27/142</b>	<b>85.9</b>
Arizona	1/1	1-0	31	21	261	67.7	2	1	54t	1/5	101.7
St. Louis	0/0	0-0	0	0	0	0.0	0	0	—	0/0	—
San Francisco	1/1	0-1	32	21	230	65.6	1	1	29	2/17	84.1
Seattle	1/1	0-1	21	10	143	47.6	2	2	71t	3/22	62.3
<b>NFC West</b>	<b>3/3</b>	<b>1-2</b>	<b>84</b>	<b>52</b>	<b>634</b>	<b>61.9</b>	<b>5</b>	<b>4</b>	<b>71t</b>	<b>6/44</b>	<b>85.1</b>
Dallas	0/0	0-0	0	0	0	0.0	0	0	—	0/0	—
N.Y. Giants	0/0	0-0	0	0	0	0.0	0	0	—	0/0	—
Philadelphia	0/0	0-0	0	0	0	0.0	0	0	—	0/0	—
Washington	0/0	0-0	0	0	0	0.0	0	0	—	0/0	—
<b>NFC East</b>	<b>0/0</b>	<b>0-0</b>	<b>0</b>	<b>0</b>	<b>0</b>	<b>0.0</b>	<b>0</b>	<b>0</b>	<b>—</b>	<b>0/0</b>	<b>—</b>
Chicago	1/1	0-1	31	17	302	54.8	2	1	68	2/10	96.4
Detroit	1/1	0-1	4	3	20	75.0	0	0	9	2/13	85.4
Green Bay	1/1	0-1	34	21	264	61.8	1	0	35	2/17	95.7
Minnesota	1/1	1-0	37	26	246	70.3	2	0	27	1/12	106.4
<b>NFC North</b>	<b>4/4</b>	<b>1-3</b>	<b>106</b>	<b>67</b>	<b>832</b>	<b>63.2</b>	<b>5</b>	<b>1</b>	<b>68</b>	<b>7/52</b>	<b>99.3</b>
Atlanta	0/0	0-0	0	0	0	0.0	0	0	—	0/0	—
Carolina	0/0	0-0	0	0	0	0.0	0	0	—	0/0	—
New Orleans	0/0	0-0	0	0	0	0.0	0	0	—	0/0	—
Tampa Bay	0/0	0-0	0	0	0	0.0	0	0	—	0/0	—
<b>NFC South</b>	<b>0/0</b>	<b>0-0</b>	<b>0</b>	<b>0</b>	<b>0</b>	<b>0.0</b>	<b>0</b>	<b>0</b>	<b>—</b>	<b>0/0</b>	<b>—</b>
<b>NFC Totals</b>	<b>7/7</b>	<b>2-5</b>	<b>190</b>	<b>119</b>	<b>1,466</b>	<b>62.6</b>	<b>10</b>	<b>5</b>	<b>71t</b>	<b>13/96</b>	<b>93.0</b>
<b>NFL Totals</b>	<b>21/21</b>	<b>9-12</b>	<b>604</b>	<b>378</b>	<b>4,498</b>	<b>62.6</b>	<b>29</b>	<b>19</b>	<b>71t</b>	<b>40/238</b>	<b>88.2</b>
Home	11/11	7-3	316	210	2,477	66.5	19	10	71t	18/129	97.0
Road	10/10	3-7	288	168	2,021	58.3	10	9	68	22/109	78.5
Grass	18/18	8-10	540	339	4,043	62.8	27	17	71t	36/220	89.1
Turf	3/3	1-2	64	39	455	60.9	2	2	34	4/18	79.9
Outdoors	18/18	9-9	540	335	4,093	62.0	27	18	71t	32/207	88.1
Domes	3/3	0-3	64	43	405	67.2	2	1	34	8/31	88.3
All Sun. Games	17/17	8-9	478	300	3,625	62.8	25	17	71t	28/174	88.6
Sunday Night	2/2	1-1	50	32	391	64.0	5	4	71t	5/36	88.0
Monday	3/3	1-2	87	51	619	58.6	3	2	48	7/46	82.5
Saturday	0/0	0-0	0	0	0	0.0	0	0	—	0/0	—
Thursday	1/1	0-1	39	27	254	69.2	1	0	30	5/18	95.5
Wins (as starter)	9/9	9-0	269	180	2,143	66.9	18	8	54	12/77	101.0
Losses (as starter)	12/12	0-12	335	198	2,355	59.1	11	11	71t	28/161	77.9
August	0/0	0-0	0	0	0	0.0	0	0	—	0/0	—
September	4/4	2-2	116	75	926	64.7	4	5	49	5/18	82.8
October	3/3	1-2	99	66	744	66.7	4	3	35	5/39	89.8
November	4/4	2-2	85	53	714	62.3	5	2	68	6/36	98.8
December	10/10	4-6	304	184	2,114	60.5	16	9	71t	24/145	86.7
January	0/0	0-0	0	0	0	0.0	0	0	—	0/0	—



# ELVIS DUMERVIL

**5-11 • 260 • 3RD YR. • LOUISVILLE**
**BORN:** Jan. 19, 1984, in Miami

**HIGH SCHOOL:** Jackson High School, Miami

**ACQUIRED:** Draft #4b (126th overall), 2006

**NFL YEAR:** 3rd • **YEAR WITH BRONCOS:** 3rd

**NFL GAMES PLAYED/STARTED:** 29/16

92

## DEFENSIVE END

### DUMERVIL AT A GLANCE:

- A third-year defensive end who ranks sixth in the NFL in sacks (21) and fourth in the league in 2+ sack games (6) since the Broncos drafted him in 2006.
- Tied for sixth in the NFL with a team-high 12.5 sacks (62.5 yds.) in 2007 while tying for ninth on Denver's single-season sacks list with its highest sack total in a year since 1999.
- Posted four takeaways (3 FUM, 1 INT) for the Broncos in 2007, tying for the NFL lead among defensive linemen, and was one of three Denver defenders to start all 16 games.
- Registered a team-high 8.5 sacks in 2006 with that total ranking third among league rookies and tying for third by a Broncos rookie in club history.
- Recorded five sacks in a two-game period in 2006 that marked the most sacks by an NFL rookie in consecutive games since 2001 (Cincinnati's Justin Smith).
- Owns two games with three sacks for his career, including his three quarterback takedowns at Cleveland (10/22/06) that tied a Broncos rookie record.
- Started for two seasons at the University of Louisville, where he led the nation with 20 sacks in 2005 as the Bronko Nagurski Award winner (nation's top defensive player).
- Voted Big East Conference Defensive Player of the Year and was a consensus first-team All-American for his 20-sack performance at Louisville in 2005 that ranked as the second-highest single-season sack total in NCAA history (Terrell Suggs of Arizona State had 24 in 2002).
- Selected by the Broncos in the fourth round (126th overall) of the 2006 NFL Draft.

**CAREER TRANSACTIONS:** Signed by Denver as a draft choice 7/26/06.


**2007:** Dumervil was one of three Broncos defenders and the only defensive lineman to start all 16 games as the second-year player finished the year with a team-high 12.5 sacks (62.5 yds.), 56 tackles (43 solo), one interception (27 yds.), seven pass breakups, four forced fumbles and three fumble recoveries... 12.5 sacks tied for sixth in the NFL and tied for ninth in club history for a single season... Sack total also represented the most by a Bronco since 1999 (Trevor Pryce, 13)... Tied for the NFL lead among defensive linemen and ranked second among all Broncos with four takeaways (3 FUM, 1 INT)... Three fumble recoveries tied for third in the NFL (tied for AFC lead)... Four forced fumbles were a team high and tied for ninth in the NFL with two of them being returned by teammates for touchdowns... Seven pass breakups were the most by a Broncos defensive lineman since 1995 (Michael Dean Perry, 8)... Earned AFC Defensive Player of the Week honors with a three-sack game vs. K.C. (12/9)... Posted four multiple-sack games, marking the most by a Bronco since 2000 (Trevor Pryce, 4)... Started for the first time as a pro at Buf. (9/9) and recorded the first interception of his NFL career on a tipped pass against the Bills... Notched his first two sacks of the season vs. Oak. (9/16)... Contributed five tackles (3 solo), including

### DUMERVIL'S SACKS BY QUARTERBACK

\*denotes win (Dumervil's teams are 9-5 in games in which he records at least one half of a sack.)

QB	Sacks	Dates
Brodie Croyle	3	vs. K.C., 12/9/07*
Charlie Frye	3	at Cle., 10/22/06*
Ben Roethlisberger	3	2 vs. Pit., 10/21/07*, 1 at Pit., 11/5/06*
David Garrard	2	vs. Jac., 9/23/07
Josh McCown	2	vs. Oak., 9/16/07*
Andrew Walter	2	vs. Oak., 10/15/06*
Matt Hasselbeck	1	vs. Sea., 12/3/06
Damon Huard	1	at K.C., 11/11/07*
Jon Kitna	1	at Det., 11/4/07
Carson Palmer	1	vs. Cin., 12/24/06*
Billy Volek	1	at S.D., 12/24/07
Tarvaris Jackson	0.5	vs. Min., 12/30/07*
Alex Smith	0.5	vs. S.F., 12/31/06

a pair of sacks (10 yds.), along with one forced fumble and one fumble recovery vs. Jac. (9/23)... Registered three pass breakups at Ind. (9/30)... Led the defensive line with six solo tackles, including a pair of sacks (18 yds.), on *Sunday Night Football* vs. Pit. (10/21)... First sack forced a fumble that was returned 50 yards by Tim Crowder for a touchdown... Registered two solo tackles, one sack and one forced fumble at K.C. (11/11)... Sack against the Chiefs forced a fumble that Nate Webster returned 17 yards for a score... Earned AFC Defensive Player of the Week honors for his performance vs. K.C. (12/9) when he recorded five solo tackles while matching his career high with three sacks... Helped limit the Chiefs to 16 rushing yards on 17 carries (0.9 avg.) and totaled two of his sacks on consecutive plays... Led the defensive line with five tackles (4

### DUMERVIL RANKS WITH NFL'S BEST PASS RUSHERS

MOST SACKS, NFL, 2006-07			MOST 2+SACK GAMES, NFL, 2006-07		
Player	Team	Sacks	Player	Team	2+Sack Gms.
1. Shawne Merriman	San Diego	29.5	1. Shawne Merriman	San Diego	9
2. Aaron Kampman	Green Bay	27.5	2. Jared Allen	Kansas City	7
3. DeMarcus Ware	Dallas	25.5	Aaron Kampman	Green Bay	7
4. Jason Taylor	Miami	24.5	4. Elvis Dumervil	Denver	6
5. Jared Allen	Kansas City	23.0			
6. Elvis Dumervil	Denver	21.0			

solo) and added a sack at S.D. (12/24)... Recovered two fumbles, including one in overtime to set up the game-winning field goal, while posting five tackles along with half a sack vs. Min. (12/30) in the season finale... Also drew a facemask penalty in the end zone in the fourth quarter against Minnesota that resulted in a safety.

**2006:** Selected by the Broncos in the fourth round (126th overall) of the 2006 NFL Draft, Dumervil played 13 games (0 starts) as a rookie and posted 19 tackles (15 solo), 8.5 sacks (56.5 yds.), two forced fumbles and a team-high three fumble recoveries... Sack total ranked third among NFL rookies and tied for the third-highest total by a rookie in Broncos history... Registered a sack on 44.7 percent of his tackles (8.5 sacks / 19 tackles) and became the first NFL rookie to record five sacks in a two-game span since 2001 (Justin Smith)... Tied Denver's franchise record for sacks in a game (3) by a rookie... Made his pro debut vs. Bal. (10/9)... Notched the first two sacks of his career on *Sunday Night Football* vs. Oak. (10/15)... Recorded three sacks, tying Denver's franchise record for rookies (Rulon Jones, 1980), along with one fumble recovery at Cle. (10/22)... Added two tackles, one sack and one forced fumble at Pit. (11/5)... Made two solo tackles, including a 6-yard sack, on *Sunday Night Football* vs. Sea. (12/3)... Registered a sack along with forcing and recovering a fumble vs. Cin. (12/24)... Had three tackles and half a sack vs. S.F. (12/31) in the season finale.

**COLLEGE:** Dumervil finished his career at the University of Louisville ranked second on the school's all-time sacks list with 32 and third on its all-time tackles-for-losses chart with 42.5... Played 44 career games (24 starts) and posted 151 tackles (83 solo), 11 forced fumbles, three fumble recoveries, one interception and four pass breakups to go along with 32 sacks (223 yds.)... Earned several national accolades as a senior after a record-setting season that saw the defensive end lead the nation with a school-record 20 sacks (165 yds.) as a 12-game starter... 20 sacks marked the second-highest single-season sack total in NCAA history behind Terrell Suggs' 24 sacks for Arizona State in 2002... Selected as the Bronko Nagurski Award winner, given to the nation's outstanding defensive player, and was the Walter Camp Top 10 Player of the Year as well as a first-team All-American (AP) as a senior... Also tabbed the Big East Conference Defensive Player of the Year and a finalist for the Vince Lombardi Award (nation's top lineman) that year... Set an NCAA record with 10 forced fumbles as a senior and finished the year with 65 tackles (38 solo), one interception, one fumble recovery and four passes defended... Opened his senior year with a Big East and school-record six sacks at Kentucky... Nine sacks in Louisville's first two games that year set an NCAA record for sacks in consecutive games... Started all 12 games at right defensive end as a junior and led the team with 10 sacks as a first-team All-Conference USA choice (*The NFL Draft Report*)... Had two sacks as a sophomore and saw action as a true freshman.

**PERSONAL:** Dumervil was a three-year starter at Jackson High School in Miami, where he totaled a school-record 78 sacks during his prep career and was a two-time all-state selection... Contributed 110 tackles with 30 sacks as a senior while forcing three fumbles and recovering four to garner the team's defensive MVP honors... Also played in the California-Florida All-Star Game following his senior campaign... Earned the team's overall MVP honor as a junior after posting 30 sacks on a squad that reached the state semifinals... Was a justice administration major at Louisville... Works with American Group Home on several charitable endeavors... Half-brother is Curry Burns, who was a defensive back at Louisville (2000-02) and spent time with the Giants and Redskins in 2005... Elvis Dumervil was born on Jan. 19, 1984, in Miami.

### DUMERVIL'S REGULAR SEASON RECORD

Year	Club	G	S	UT	A	TT	S-Yds.	I-Yds.	PD	FF	FR	TD-Int.	TD-FR	S	Pts.
2006	Denver	13	0	15	4	19	8.5-56.5	0-0	0	2	3	0	0	0	0
2007	Denver	16	16	43	13	56	12.5-62.5	1-27	7	4	3	0	0	0	0
<b>CAREER TOTALS</b>		<b>29</b>	<b>16</b>	<b>58</b>	<b>17</b>	<b>75</b>	<b>21-119</b>	<b>1-27</b>	<b>7</b>	<b>6</b>	<b>6</b>	<b>0</b>	<b>0</b>	<b>0</b>	<b>0</b>

### DUMERVIL'S SINGLE-GAME HIGHS

(Postseason in parentheses)

**Sacks** — 3, twice, last vs. Kansas City, 12/9/07 (none). **Sack yards** — 18 vs. Pittsburgh, 10/21/07 (none). **Interceptions** — 1 at Buffalo, 9/9/07 (none). **Interception return yards** — 27 at Buffalo, 9/9/07 (none).

### DUMERVIL'S MULTIPLE-SACK GAMES (6)

\*denotes win (The Broncos are 5-1 when Dumervil records more than one sack in a game.)

Date	Opponent	S-Yds.
10/15/06	vs. Oakland*	2-15
10/22/06	at Cleveland*	3-16
9/16/07	vs. Oakland*	2-9
9/23/07	vs. Jacksonville	2-10
10/21/07	vs. Pittsburgh*	2-18
12/9/07	vs. Kansas City*	3-15

### ELVIS DUMERVIL'S CAREER GAME-BY-GAME

(Victories asterisked)

2006 DENVER (9-7)		TACKLES									
Date	Opponent	P/S	UT	A	TT	S-Yds.	I-Yds.	PD	FF	FR	
Sep 10	at St. Louis				INACTIVE						
Sep 17	vs. Kansas City*				INACTIVE						
Sep 24	at New England*				INACTIVE						
Oct 9	vs. Baltimore*	P	0	0	0	0-0	0-0	0	0	0	
Oct 15	vs. Oakland*	P	3	0	3	2-15	0-0	0	0	0	
Oct 22	at Cleveland*	P	3	0	3	3-16	0-0	0	0	1	
Oct 29	vs. Indianapolis	P	1	0	1	0-0	0-0	0	0	0	
Nov 5	at Pittsburgh*	P	1	1	2	1-7	0-0	0	1	0	
Nov 12	at Oakland*	P	0	0	0	0-0	0-0	0	0	1	
Nov 19	vs. San Diego	P	2	0	2	0-0	0-0	0	0	0	
Nov 23	at Kansas City	P	0	0	0	0-0	0-0	0	0	0	
Dec 3	vs. Seattle	P	2	0	2	1-6	0-0	0	0	0	
Dec 10	at San Diego	P	0	1	1	0-0	0-0	0	0	0	
Dec 17	at Arizona*	P	1	0	1	0-0	0-0	0	0	0	
Dec 24	vs. Cincinnati*	P	1	0	1	1-9	0-0	0	1	1	
Dec 31	vs. San Francisco	P	1	2	3	0.5-3.5	0-0	0	0	0	
<b>Regular Season Totals</b>		<b>13/0</b>	<b>15</b>	<b>4</b>	<b>19</b>	<b>8.5-56.5</b>	<b>0-0</b>	<b>0</b>	<b>2</b>	<b>3</b>	
2007 DENVER (7-9)		TACKLES									
Date	Opponent	P/S	UT	A	TT	S-Yds.	I-Yds.	PD	FF	FR	
Sep 9	at Buffalo*	S	2	1	3	0-0	1-27	1	0	0	
Sep 16	vs. Oakland*	S	2	1	3	2-9	0-0	0	0	0	
Sep 23	vs. Jacksonville	S	3	2	5	2-10	0-0	0	1	1	
Sep 30	at Indianapolis	S	3	1	4	0-0	0-0	3	0	0	
Oct 7	vs. San Diego	S	2	0	2	0-0	0-0	2	0	0	
Oct 21	vs. Pittsburgh*	S	6	0	6	2-18	0-0	0	1	0	
Oct 29	vs. Green Bay	S	1	0	1	0-0	0-0	0	0	0	
Nov 4	at Detroit	S	3	0	3	1-6	0-0	0	0	0	
Nov 11	at Kansas City*	S	2	0	2	1-3	0-0	0	1	0	
Nov 19	vs. Tennessee*	S	2	1	3	0-0	0-0	0	0	0	
Nov 25	at Chicago	S	3	1	4	0-0	0-0	0	0	0	
Dec 2	at Oakland	S	2	1	3	0-0	0-0	1	0	0	
Dec 9	vs. Kansas City*	S	5	0	5	3-15	0-0	0	1	0	
Dec 13	at Houston	S	1	1	2	0-0	0-0	0	0	0	
Dec 24	at San Diego	S	4	1	5	1-0	0-0	0	0	0	
Dec 30	vs. Minnesota*	S	2	3	5	0.5-1.5	0-0	0	0	2	
<b>Regular Season Totals</b>		<b>16/16</b>	<b>43</b>	<b>13</b>	<b>56</b>	<b>12.5-62.5</b>	<b>1-27</b>	<b>7</b>	<b>4</b>	<b>3</b>	



## EBENEZER EKUBAN

6-4 • 275 • 10TH YR. • NORTH CAROLINA

**BORN:** May 29, 1976, in Accra, Ghana

**HIGH SCHOOL:** Bladensburg High School, Bladensburg, Md.

**ACQUIRED:** Trade (Cleveland), 2005

**NFL YEAR:** 10th • **YEAR WITH BRONCOS:** 4th

**NFL GAMES PLAYED/STARTED:** 107/64 • **POSTSEASON:** 4/2

91



### DEFENSIVE END

### EKUBAN AT A GLANCE:

- A 10th-year defensive end who begins his fourth season with the Broncos following a successful recovery from a torn right Achilles' tendon suffered in the 2007 preseason.
- Missed only one game and totaled 11 sacks in his first two seasons with the Broncos after joining the club in a trade with Cleveland during the 2005 offseason.
- Placed second on Denver with seven sacks in 2006, a total that marked the second-highest single-season sack output of his career, while recording a personal-best 78 tackles.
- Tied for the Broncos' team lead with four sacks in 2005, helping the club win the AFC West and reach the AFC Championship Game.
- Set a career and team high in 2004 with eight sacks (35 yds.) while also posting 54 tackles (36 solo) in 16 games (11 starts) for Cleveland.
- Spent the first five years (1999-03) of his career with Dallas.
- Named all-rookie by *Pro Football Weekly* and *Football News* after recording 33 tackles (19 solo) and 2.5 sacks in 16 games (2 starts) with the Cowboys in 1999.
- Received first-team All-American honors as a senior at the University of North Carolina.
- Joined the Broncos along with defensive tackle Michael Myers in a trade with Cleveland on March 30, 2005, that sent Denver running back Reuben Droughns to the Browns.

- Selected by Dallas in the first round (11th overall) of the 1999 NFL Draft.

**CAREER TRANSACTIONS:** Signed by Dallas as a draft choice 7/28/99; Placed on injured reserve (back) by Dallas 12/21/01; Signed by Cleveland as an unrestricted free agent 3/17/04; Traded to Denver 3/30/05; Placed on injured reserve (right Achilles' tendon) by Denver 8/20/07.



**2007:** Ekuban spent the season on injured reserve with a torn right Achilles' tendon suffered in the Broncos' second preseason game at Dal. (8/18)... Placed on injured reserve on Aug. 20.

**2006:** Ekuban started 15 games for Denver and totaled a career-high 78 tackles (61 solo), seven sacks (45.5 yds.), two passes defended and one forced fumble... Opened the year with five solo tackles, including a 9-yard sack, at Stl. (9/10)... Tied for the lead among the club's defensive linemen with five tackles (4 solo), including a 9-yard sack, vs. Bal. (10/9)... Returned to Cle. (10/22), where he spent the 2004 season, and had five solo tackles and a pass defended to help limit the Browns to 34 rushing yards on 13 carries... Forced to leave his 100th pro game with a thigh injury at Pit. (11/5), and the injury caused him to be declared inactive at Oak. (11/12)... Returned to the starting lineup and tied for the team lead with eight tackles (7 solo), including one sack, on *Sunday Night Football* vs. S.D. (11/19)... Contributed eight tackles (7 solo) and one sack on Thanksgiving at K.C. (11/23)... Forced a fumble while adding one sack and three tackles at Ari. (12/17)... Led the defensive line with 10 tackles (9 solo), including one sack (6 yds.), and had one pass breakup vs. Cin. (12/24).

**2005:** Ekuban played all 16 regular-season games (4 starts) in his first season with the Broncos, posting 41 tackles (28 solo), a share of the team lead with four sacks (21 yds.), two pass breakups and one fumble recovery... Contributed to the league's second-best run defense (85.2 ypg.) and helped the club tie for third in the NFL in scoring defense (16.1 ppg.)... Saw time in both Denver playoff games, including the AFC Championship Game vs. Pit. (1/22) in which he made four tackles (2 solo)... Started the regular-season opener at Mia. (9/11) in place of Courtney Brown... Assumed a reserve role and recorded five tackles (3 solo), including a sack of Trent Green, vs. K.C. (9/26)... Registered four tackles (3 solo) and one sack vs. Bal. (12/11).

**2004:** Ekuban played all 16 games (11 starts) for Cleveland, posting 54 tackles (36 solo), a team and career-high eight sacks (35 yds.), two pass breakups, two fumble recoveries and one forced fumble... Started 10 consecutive games (Gms. 3-12) for the Browns in his final year with the club... Opened the year vs. Bal. (9/12), recording one tackle and five quarterback pressures... Added four tackles (3 solo), one sack and one forced fumble that he recovered at Dal. (9/19)... Returned to the starting lineup at NYG (9/26) and recorded five tackles (4 solo) along with a sack for the second consecutive game... Posted his second six-tackle game of the season vs. Phi. (10/24) and added his fourth sack of the year... Extended his sack streak to three games and had five tackles along with a fumble recovery at Bal. (11/7)... Wrapped up the season at Hou. (1/2) by matching a career high with two sacks (7 yds.) in a season-high seven-tackle (5 solo) game.

**2003:** Ekuban appeared in 15 regular-season games (14 starts) for Dallas, ranking third among Cowboys defensive linemen with 30 tackles (20 solo) along with posting 2.5 sacks (10 yds.), two pass breakups and two forced fumbles... Also was credited with 12 quarterback pressures while totaling a season-high four tackles on three separate occasions... Started and posted two tackles and one pass breakup against the eventual NFC Champions in Dallas' NFC Wild Card Playoff Game at Car. (1/3)... Led the Cowboys' defense with 1.5 sacks and had two tackles along with a forced fumble at NYG (9/15)... Posted a sack (3 yds.) at N.E. (11/16) while adding two tackles and a pass breakup against the Patriots... Returned to action at Was. (12/14) after not playing at Phi. (12/7) and had one tackle and one pass breakup against the Redskins... Matched his season high with four tackles vs. NYG (12/21).

**2002:** Ekuban rebounded from the back surgery that ended his 2001 campaign by establishing a career high with 43 tackles (25 solo) while adding one sack (0 yds.), two fumble recoveries, one forced fumble and 20 quarterback pressures in 16 games (15 starts) for Dallas... Returned to the playing field for the first time in nearly a calendar year as a starter at Hou. (9/8) and made one tackle on his only sack of the year... Forced a fumble at Phi. (9/22) before recovering his second fumble of the year vs. NYG (10/6) in a three-tackle game... Tied for the team tackles lead among defensive linemen at Det. (11/3) with four stops before straining his left quad in the third quarter, and the injury forced him from the game... Closed the season with two tackles and one forced fumble for a touchback at Was. (12/29).

**2001:** Ekuban started the Cowboys' season opener vs. T.B. (9/9) and made a tackle before a first-half back injury forced him to miss the remainder of the season... Underwent a microscopic lumbar discectomy on Sept. 17 to repair a herniated disc and was deactivated for 12 games following the surgery... Returned to practice on a limited basis on Nov. 9 but suffered continued pain and was eventually placed on injured reserve on Dec. 21.

#### EKUBAN'S SACKS BY QUARTERBACK

\*denotes win (Ekuban's teams are 15-15 in games in which he records at least one half of a sack.)

QB	Sacks	Dates
Kerry Collins	3.5	1 vs. NYG, 12/17/00, 1.5 at NYG, 9/15/03*, 1 at Oak, 11/13/05*
David Carr	3	2 at Hou., 1/2/05*, 1 at Hou., 9/8/02
Donovan McNabb	2.5	1.5 vs. Phi., 12/12/99*, 1 vs. Phi., 10/24/04
Drew Brees	2	1 vs. S.D., 12/19/04, 1 at S.D., 12/31/05
Kyle Boller	2	1 at Bal., 11/7/04, 1 vs. Bal. 12/11/05*
Jeff George	2	vs. Was., 12/10/00*
Tom Brady	1	at N.E., 11/16/03
Marc Bulger	1	at Stl., 9/10/06
Daunte Culpepper	1	vs. Min., 11/23/00
Jake Delhomme	1	at N.O., 12/24/99
Trent Green	1	vs. K.C., 9/26/05*
Brad Johnson	1	at Was., 9/18/00*
Matt Leinart	1	at Ari., 12/17/06*
Steve McNair	1	vs. Bal., 10/9/06*
Carson Palmer	2	vs. Cin., 10/17/04*, vs. Cin., 12/24/06*
Philip Rivers	1	vs. S.D., 11/19/06
Akili Smith	1	vs. Cin., 11/12/00*
Vinny Testaverde	1	at Dal., 9/19/04
Kurt Warner	1	at NYG, 9/26/04
Damon Huard	0.5	vs. K.C., 9/17/06*
Jake Plummer	0.5	at Ari., 9/10/00
Alex Smith	0.5	vs. S.F., 12/31/06

**2000:** Ekuban recorded a team-high 6.5 sacks (50 yds.) in 12 games (2 starts) while posting 25 tackles (15 solo) and tying for the Cowboys' team lead with two forced fumbles... Added one fumble recovery... Moved from a starting role to a reserve capacity after starting Dallas' first two games... Teamed with Leon Lett at Ari. (9/10) to register his first half-sack of the season with a takedown of Jake Plummer while also recording five tackles... Moved into a reserve capacity at Was. (9/18) and came off the bench to post two tackles, one sack and one tackle for an 18-yard loss... Dislocated his right toe early in the game vs. S.F. (9/24) and was forced to miss the rest of that game and the next four contests... Returned to action at Phi. (11/5) and made two tackles... Added two stops vs. Cin. (11/12) and sacked Akili Smith for seven yards, forcing a fumble that he recovered on the play... Posted a sack and forced a fumble vs. Min. (11/23) on Thanksgiving Day... Recorded his first multiple-sack game of the year with two sacks (14 yds.) vs. Was. (12/10)... Also saw action at tight end in goal-line situations against the Redskins.

**1999:** Selected by Dallas in the first round (11th overall) of the 1999 NFL Draft, Ekuban had an outstanding first season, earning all-rookie honors from *Pro Football Weekly* and *The Football News* after recording 33 tackles (19 solo) and 2.5 sacks (6 yds.) in 16 regular-season games (2 starts)... Used primarily as a pass rusher in certain situations and started the final two games of the year after Greg Ellis suffered a broken leg... Also started Dallas' NFC Wild Card game at Min. (1/9) and made four tackles before suffering a sprained left knee in the second quarter that limited him... Began his NFL career at Was. (9/12) with two quarterback pressures... Showed versatility vs. Atl. (9/20), registering a tackle on defense and seeing goal-line action at tight end, providing a key block that enabled Emmitt Smith to score the Cowboys' first touchdown... Saw his role increase when Ellis suffered a broken leg vs. Phi. (12/12)... Posted 1.5 sacks (1 yd.), the first sacks of his career, against the Eagles with takedowns of Donovan McNabb to mark the highest single-game sack total by a Dallas rookie since Russell Maryland posted two sacks vs. Pit. (11/28/91)... Recorded his first start at N.O. (12/24), leading Dallas with nine tackles along with one sack (5 yds.) while battling Pro Bowl tackle Willie Roaf.

**COLLEGE:** Ekuban capped off his collegiate career at the University of North Carolina by being named a first-team All-American by *The Sporting News* while also earning All-Atlantic Coast Conference honors as a senior... Registered 96 tackles and led the Tar Heels with seven sacks that year, which was his first as a full-time starter... Set a school record with 23 tackles-for-losses as a senior (Lawrence Taylor and William Fuller, both of whom had 22 tackles-for-losses, shared the previous record)... Used as a defensive end for the first time as a junior, appearing in 10 games (2 starts) that year... Was a tight end in his first two seasons at North Carolina, totaling six receptions for 66 yards with one score.

**PERSONAL:** Ekuban played at Bladensburg High School in Bladensburg, Md., where he was a two-way stand-out as a tight end and defensive end... Caught 28 passes for 546 yards (19.5 avg.) with five touchdowns while posting 76 tackles and 11 sacks during his senior campaign... Was recognized by *The Sporting News* in its annual 'Good Guys of Professional Sports' issue in 2002... Participated in the Carolina Outreach Community Service Program and helped raise \$6,000 for juvenile diabetes research in 1998 at UNC... Selected to the Dean's List as a senior in college and was named the winner of the Jim Tatum Award, given to the ACC's top student-athlete who plays football... Graduated from UNC with a bachelor's degree in exercise and sports science... Did not play football until his junior year of high school and moved to the United States from Ghana at age 7 when his father took a job working at the Ghana embassy in Washington, D.C.... Launched his own Web site, [www.theebline.com](http://www.theebline.com)... Married to Karen... Resides in Southlake, Texas... Ebenezer Ekuban was born on May 29, 1976, in Accra, Ghana.

#### EKUBAN'S REGULAR SEASON RECORD

Year	Club	G	S	UT	A	TT	S-Yds.	I-Yds.	PD	FF	FR	TD-Int.	TD-FR	S	Pts.
1999	Dallas	16	2	19	14	33	2.5-6	0-0	0	0	0	0	0	0	0
2000	Dallas	12	2	15	10	25	6.5-50	0-0	0	2	1	0	0	0	0
2001	Dallas	1	1	1	0	1	0-0	0-0	0	0	0	0	0	0	0
2002	Dallas	16	15	25	18	43	1-0	0-0	0	1	2	0	0	0	0
2003	Dallas	15	14	20	10	30	2.5-10	0-0	2	2	0	0	0	0	0
2004	Cleveland	16	11	36	18	54	8-35	0-0	2	1	2	0	0	0	0
2005	Denver	16	4	28	13	41	4-21	0-0	2	0	1	0	0	0	0
2006	Denver	15	15	61	17	78	7-45.5	0-0	2	1	0	0	0	0	0
2007	Denver						RESERVE/INJURED (RIGHT ACHILLES' TENDON)								
<b>CAREER TOTALS</b>		<b>107</b>	<b>64</b>	<b>205</b>	<b>100</b>	<b>305</b>	<b>31.5-167.5</b>	<b>0-0</b>	<b>8</b>	<b>7</b>	<b>6</b>	<b>0</b>	<b>0</b>	<b>0</b>	<b>0</b>
<b>BRONCOS TOTALS</b>		<b>31</b>	<b>19</b>	<b>89</b>	<b>30</b>	<b>119</b>	<b>11-66.5</b>	<b>0-0</b>	<b>4</b>	<b>1</b>	<b>1</b>	<b>0</b>	<b>0</b>	<b>0</b>	<b>0</b>

#### EKUBAN'S POSTSEASON RECORD

Year	Club	G	S	UT	A	TT	S-Yds.	I-Yds.	PD	FF	FR	TD-Int.	TD-FR	S	Pts.
1999	Dallas	1	1	3	1	4	0-0	0-0	0	0	0	0	0	0	0
2003	Dallas	1	1	1	1	2	0-0	0-0	1	0	0	0	0	0	0
2005	Denver	2	0	2	2	4	0-0	0-0	0	0	0	0	0	0	0
<b>CAREER TOTALS</b>		<b>4</b>	<b>2</b>	<b>6</b>	<b>4</b>	<b>10</b>	<b>0-0</b>	<b>0-0</b>	<b>1</b>	<b>0</b>	<b>0</b>	<b>0</b>	<b>0</b>	<b>0</b>	<b>0</b>
<b>BRONCOS TOTALS</b>		<b>2</b>	<b>0</b>	<b>2</b>	<b>2</b>	<b>4</b>	<b>0-0</b>	<b>0-0</b>	<b>0</b>	<b>0</b>	<b>0</b>	<b>0</b>	<b>0</b>	<b>0</b>	<b>0</b>

#### EKUBAN'S SINGLE GAME HIGHS

(Postseason in parentheses)

**Sacks** — 2, twice, last at Houston, 1/2/05 (none). **Sack yards** — 14, twice, last vs. N.Y. Giants, 12/17/00 (none). **Interceptions** — None (none). **Interception return yards** — None (none).



### EKUBAN'S MULTIPLE-SACK GAMES (4)

\*denotes win (Ekuban's teams are 4-0 when he records more than one sack in a game.)

Date	Opponent	S-Yds.
12/12/99	vs. Philadelphia*	1.5-1
12/10/00	vs. Washington*	2-14
9/15/03	at N.Y. Giants*	1.5-7
1/2/05	at Houston*	2-7

### EBENEZER EKUBAN'S CAREER GAME-BY-GAME

(Victories asterisked)

1999 DALLAS (8-8)										
Date	Opponent	P/S	UT	A	TT	S-Yds.	I-Yds.	PD	FF	FR
Sep 12	at Washington*	P	0	0	0	0-0	0-0	0	0	0
Sep 20	vs. Atlanta*	P	1	0	1	0-0	0-0	0	0	0
Oct 3	vs. Arizona*	P	0	0	0	0-0	0-0	0	0	0
Oct 10	at Philadelphia	P	1	0	1	0-0	0-0	0	0	0
Oct 18	at N.Y. Giants	P	0	1	1	0-0	0-0	0	0	0
Oct 24	vs. Washington*	P	0	2	2	0-0	0-0	0	0	0
Oct 31	at Indianapolis	P	1	0	1	0-0	0-0	0	0	0
Nov 8	at Minnesota	P	1	1	2	0-0	0-0	0	0	0
Nov 14	vs. Green Bay*	P	1	0	1	0-0	0-0	0	0	0
Nov 21	at Arizona	P	0	0	0	0-0	0-0	0	0	0
Nov 25	vs. Miami*	P	0	0	0	0-0	0-0	0	0	0
Dec 5	at New England	P	0	2	2	0-0	0-0	0	0	0
Dec 12	vs. Philadelphia*	P	2	1	3	1.5-1	0-0	0	0	0
Dec 19	vs. N.Y. Jets	P	2	3	5	0-0	0-0	0	0	0
Dec 24	at New Orleans	S	7	2	9	1-5	0-0	0	0	0
Jan 2	vs. N.Y. Giants*	S	3	2	5	0-0	0-0	0	0	0
Regular Season Totals		16/2	19	14	33	2.5-6	0-0	0	0	0
Jan 9	at Minnesota†	S	3	1	4	0-0	0-0	0	0	0

Postseason Totals 1/1 3 1 4 0-0 0-0 0 0 0  
†NFC Wild Card Playoff Game

2000 DALLAS (5-11)										
Date	Opponent	P/S	UT	A	TT	S-Yds.	I-Yds.	PD	FF	FR
Sep 3	vs. Philadelphia	S	1	1	2	0-0	0-0	0	0	0
Sep 10	at Arizona	S	3	2	5	0.5-4.5	0-0	0	0	0
Sep 18	at Washington*	P	1	1	2	1-4	0-0	0	0	0
Sep 24	vs. San Francisco	P	0	0	0	0-0	0-0	0	0	0
Oct 1	at Carolina*				INACTIVE					
Oct 15	at N.Y. Giants				INACTIVE					
Oct 22	vs. Arizona*				INACTIVE					
Oct 29	vs. Jacksonville				INACTIVE					
Nov 5	at Philadelphia	P	1	1	2	0-0	0-0	0	0	0
Nov 12	vs. Cincinnati*	P	1	1	2	1-7	0-0	0	1	1
Nov 19	at Baltimore	P	2	1	3	0-0	0-0	0	0	0
Nov 23	vs. Minnesota	P	1	0	1	1-7	0-0	0	1	0
Dec 3	at Tampa Bay	P	0	0	0	0-0	0-0	0	0	0
Dec 10	vs. Washington*	P	2	0	2	2-14	0-0	0	0	0
Dec 17	vs. N.Y. Giants	P	1	1	2	1-14	0-0	0	0	0
Dec 25	at Tennessee	P	2	2	4	0-0	0-0	0	0	0
Regular Season Totals		12/2	15	10	25	6.5-50	0-0	0	2	1

2001 DALLAS (5-11)										
Date	Opponent	P/S	UT	A	TT	S-Yds.	I-Yds.	PD	FF	FR
Sep 9	vs. Tampa Bay	S	1	0	1	0-0	0-0	0	0	0
Sep 23	vs. San Diego				INACTIVE (BACK)					
Sep 30	at Philadelphia				INACTIVE (BACK)					
Oct 7	at Oakland				INACTIVE (BACK)					
Oct 15	vs. Washington*				INACTIVE (BACK)					
Oct 28	vs. Arizona*				INACTIVE (BACK)					
Nov 4	at N.Y. Giants				INACTIVE (BACK)					
Nov 11	at Atlanta				INACTIVE (BACK)					
Nov 18	vs. Philadelphia				INACTIVE (BACK)					
Nov 22	vs. Denver				INACTIVE (BACK)					
Dec 2	at Washington*				INACTIVE (BACK)					
Dec 9	vs. N.Y. Giants*				INACTIVE (BACK)					
Dec 16	at Seattle				INACTIVE (BACK)					
Dec 23	at Arizona				PLACED ON INJURED RESERVE DEC. 21 (BACK)					
Regular Season Totals		1/0	1	0	1	0-0	0-0	0	0	0

2002 DALLAS (5-11)										
Date	Opponent	P/S	UT	A	TT	S-Yds.	I-Yds.	PD	FF	FR
Sep 8	at Houston	S	1	0	1	1-0	0-0	0	0	0
Sep 15	vs. Tennessee*	S	3	1	4	0-0	0-0	0	0	0
Sep 22	at Philadelphia	S	2	3	5	0-0	0-0	0	0	1
Sep 29	at St. Louis*	S	1	0	1	0-0	0-0	0	0	0
Oct 6	vs. N.Y. Giants	S	2	1	3	0-0	0-0	0	0	1
Oct 13	vs. Carolina*	S	5	1	6	0-0	0-0	0	0	0
Oct 20	at Arizona	S	2	2	4	0-0	0-0	0	0	0
Oct 27	vs. Seattle	S	2	2	4	0-0	0-0	0	0	0
Nov 3	at Detroit	S	1	3	4	0-0	0-0	0	0	0
Nov 17	at Indianapolis	P	1	2	3	0-0	0-0	0	0	0
Nov 24	vs. Jacksonville*	S	0	0	0	0-0	0-0	0	0	0
Nov 28	vs. Washington*	S	0	2	2	0-0	0-0	0	0	0
Dec 8	vs. San Francisco	S	2	0	2	0-0	0-0	0	0	0
Dec 15	at N.Y. Giants	S	2	0	2	0-0	0-0	0	0	0
Dec 21	vs. Philadelphia	S	0	0	0	0-0	0-0	0	0	0
Dec 29	at Washington	S	1	1	2	0-0	0-0	0	1	0

Regular Season Totals		16/15	25	18	43	1-0	0-0	0	1	2
2003 DALLAS (10-6)										
Date	Opponent	P/S	UT	A	TT	S-Yds.	I-Yds.	PD	FF	FR
Sep 7	vs. Atlanta	S	1	0	1	0-0	0-0	0	0	0
Sep 15	at N.Y. Giants*	S	1	1	2	1.5-7	0-0	0	1	0
Sep 28	at N.Y. Jets*	S	3	1	4	0-0	0-0	0	0	0
Oct 5	vs. Arizona*	S	1	1	2	0-0	0-0	0	0	0
Oct 12	vs. Philadelphia*	S	1	1	2	0-0	0-0	0	0	0
Oct 19	at Detroit†	S	1	0	1	0-0	0-0	0	0	0
Oct 26	at Tampa Bay	S	1	0	1	0-0	0-0	0	0	0
Nov 2	vs. Washington*	S	0	0	0	0-0	0-0	0	0	0
Nov 9	vs. Buffalo*	S	1	0	1	0-0	0-0	0	0	0
Nov 16	at New England	S	2	0	2	1-3	0-0	1	1	0
Nov 23	vs. Carolina*	S	4	0	4	0-0	0-0	0	0	0
Nov 27	vs. Miami	S	1	1	2	0-0	0-0	0	0	0
Dec 7	at Philadelphia				INACTIVE					
Dec 14	at Washington*	P	1	0	1	0-0	0-0	1	0	0
Dec 21	vs. N.Y. Giants*	S	1	3	4	0-0	0-0	0	0	0
Dec 28	at New Orleans	S	1	2	3	0-0	0-0	0	0	0
Regular Season Totals		15/14	20	10	30	2.5-10	0-0	2	2	0
Jan 9	at Carolina†	S	1	1	2	0-0	0-0	1	0	0

Postseason Totals 1/0 1 1 2 0-0 0-0 1 0 0  
†NFC Wild Card Playoff Game


2004 CLEVELAND (4-12)										
Date	Opponent	P/S	UT	A	TT	S-Yds.	I-Yds.	PD	FF	FR
Sep 12	vs. Baltimore*	S	1	0	1	0-0	0-0	1	0	0
Sep 19	at Dallas	P	3	1	4	1-7	0-0	0	1	1
Sep 26	at N.Y. Giants	S	4	1	5	1-6	0-0	0	0	0
Oct 3	vs. Washington*	S	2	0	2	0-0	0-0	0	0	0
Oct 10	at Pittsburgh	S	5	1	6	0-0	0-0	0	0	0
Oct 17	vs. Cincinnati*	S	2	1	3	1-0	0-0	0	0	0
Oct 24	vs. Philadelphia	S	3	3	6	1-5	0-0	0	0	0
Nov 7	at Baltimore	S	3	2	5	1-8	0-0	0	0	1
Nov 14	vs. Pittsburgh	S	1	1	2	0-0	0-0	0	0	0
Nov 21	vs. N.Y. Jets	S	1	1	2	0-0	0-0	0	0	0
Nov 28	at Cincinnati	S	1	0	1	0-0	0-0	0	0	0
Dec 5	vs. New England	S	1	0	1	0-0	0-0	0	0	0
Dec 12	at Buffalo	P	1	2	3	0-0	0-0	0	0	0
Dec 19	vs. San Diego	P	2	1	3	1-2	0-0	0	0	0
Dec 26	at Miami	P	1	2	3	0-0	0-0	1	0	0
Jan 2	at Houston*	P	5	2	7	2-7	0-0	0	0	0
Regular Season Totals		16/11	36	18	54	8-35	0-0	2	1	2

2005 DENVER (13-3)										
Date	Opponent	P/S	UT	A	TT	S-Yds.	I-Yds.	PD	FF	FR
Sep 11	at Miami	S	1	0	1	0-0	0-0	0	0	0
Sep 18	vs. San Diego*	S	1	1	2	0-0	0-0	0	0	0
Sep 26	vs. Kansas City*	P	3	2	5	1-4	0-0	0	0	0
Oct 2	at Jacksonville*	P	0	1	1	0-0	0-0	0	0	1
Oct 9	vs. Washington*	P	2	0	2	0-0	0-0	0	0	0
Oct 16	vs. New England*	P	1	0	1	0-0	0-0	0	0	0
Oct 23	at N.Y. Giants	P	1	0	1	0-0	0-0	1	0	0
Oct 30	vs. Philadelphia*	S	1	0	1	0-0	0-0	0	0	0
Nov 13	at Oakland*	P	3	0	3	1-8	0-0	0	0	0
Nov 20	vs. N.Y. Jets*	P	1	0	1	0-0	0-0	0	0	0
Nov 24	at Dallas*	P	6	2	8	0-0	0-0	0	0	0
Dec 4	at Kansas City	P	1	1	2	0-0	0-0	0	0	0
Dec 11	vs. Baltimore*	P	3	1	4	1-0	0-0	0	0	0
Dec 17	at Buffalo*	P	2	3	5	0-0	0-0	0	0	0
Dec 24	vs. Oakland*	P	0	2	2	0-0	0-0	1	0	0
Dec 31	at San Diego*	S	2	0	2	1-9	0-0	0	0	0
Regular Season Totals		16/4	28	13	41	4-21	0-0	2	0	1
Jan 14	vs. New England* &	P	0	0	0	0-0	0-0	0	0	0
Jan 22	vs. Pittsburgh#	P	2	2	4	0-0	0-0	0	0	0
Postseason Totals		2/0	2	2	4	0-0	0-0	0	0	0

#AFC Divisional Playoff Game; &AFC Championship Game

2006 DENVER (9-7) TACKLES									
Date	Opponent	P/S	UT	A	TT	S-Yds.	I-Yds.	PD	FF
Sep 10	at St. Louis	S	5	0	5	1-9	0-0	0	0
Sep 17	vs. Kansas City*	S	2	3	5	0.5-1	0-0	0	0
Sep 24	at New England*	S	0	3	3	0-0	0-0	0	0
Oct 9	vs. Baltimore*	S	4	1	5	1-9	0-0	0	0
Oct 15	vs. Oakland*	S	6	1	7	0-0	0-0	0	0
Oct 22	at Cleveland*	S	5	0	5	0-0	0-0	1	0
Oct 29	vs. Indianapolis	S	1	0	1	0-0	0-0	0	0
Nov 5	at Pittsburgh*	S	1	0	1	0-0	0-0	0	0
Nov 12	at Oakland*	S				INACTIVE (THIGH)			
Nov 19	vs. San Diego	S	7	1	8	1-5	0-0	0	0
Nov 23	at Kansas City	S	7	1	8	1-2	0-0	0	0
Dec 3	vs. Seattle	S	4	3	7	0-0	0-0	0	0
Dec 10	at San Diego	S	4	0	4	0-0	0-0	0	0
Dec 17	at Arizona*	S	2	1	3	1-10	0-0	1	0
Dec 24	vs. Cincinnati*	S	9	1	10	1-6	0-0	1	0
Dec 31	vs. San Francisco	S	4	2	6	0.5-3.5	0-0	0	0
Regular Season Totals		15/15	61	17	78	7-45	0-0	2	1

2007 DENVER (7-9) TACKLES									
Date	Opponent	P/S	UT	A	TT	S-Yds.	I-Yds.	PD	FF
Sep 9	at Buffalo*	PLACED ON INJURED RESERVE AUG. 20 (TORN RIGHT ACHILLES' TENDON)							
Regular Season Totals		0/0	0	0	0	0-0	0-0	0	0



## JOHN ENGELBERGER

6-4 • 260 • 9TH YR. • VIRGINIA TECH



**BORN:** Oct. 18, 1976, in Heidelberg, Germany

**HIGH SCHOOL:** Robert E. Lee High School, Springfield, Va.

**ACQUIRED:** Trade (San Francisco), 2005

**NFL YEAR:** 9th • **YEAR WITH BRONCOS:** 4th

**NFL GAMES PLAYED/STARTED:** 124/74 • **POSTSEASON:** 2/0

**DEFENSIVE END**

### ENGELBERGER AT A GLANCE:

- A ninth-year defensive end who enters his fourth season in Denver, which acquired him in a trade with San Francisco a few weeks before the start of 2005 training camp.
- Saw time in 46 out of a possible 48 regular-season games in three years with the Broncos.
- Started 15 games for the Broncos in 2007, leading the defensive line with 59 tackles and earning the club's Ed Block Courage Award nomination in recognition of him battling through a severe injury to his right shoulder.
- Played all 16 games in a season for the fourth time in his career with Denver in 2006, finishing that campaign with 55 stops.
- Contributed 24 tackles (17 solo) in 14 regular-season games as a reserve for Denver in 2005.
- Spent his first five professional seasons (2000-04) with San Francisco, which he led with a career-high six sacks (40.5 yds.) in 2004.
- Started 16 games in 2003 and tallied a then career-high 4.5 sacks (31 yds.) to help San Francisco tie for fourth in the NFL with 42 sacks.
- Missed only two games during his first five NFL seasons and was a key member of 49ers run defenses that posted three consecutive top-10 NFL rankings from 2001-03.
- Selected as a second-team All-American by the Associated Press and a first-team All-Big East Conference choice following his senior year at Virginia Tech University.
- Joined the Broncos on July 15, 2005, in a trade with San Francisco in exchange for cornerback Willie Middlebrooks.
- Selected by San Francisco in the second round (35th overall) of the 2000 NFL Draft.

**CAREER TRANSACTIONS:** Signed by San Francisco as a draft choice 7/18/00; Traded to Denver 7/15/05.



**2007:** Engelberger led the Broncos' defensive line with 59 tackles (40 solo), starting 15 of 16 games played... Had at least a share of the tackle lead among the defensive linemen seven times... Added one sack (8 yds.), two pass breakups and one forced fumble... Earned the team's nomination for the Ed Block Courage Award by starting its final 12 games despite suffering a fifth-degree separation of the AC joint in his right shoulder in Week 4 at Indianapolis... Led the defensive line with six tackles (3 solo) at Buf. (9/9)... Recorded five solo stops vs. Oak.

(9/16)... Tied for the lead among the linemen with four stops (2 solo) at Ind. (9/30), the game in which he suffered a fifth-degree separation of the AC joint in his right shoulder... Recorded four tackles (3 solo), including a sack (8 yds.), on *Sunday Night Football* vs. Pit. (10/21)... Led the defensive line with five tackles (3 solo) vs. Ten. (11/19), giving him exactly 200 career solo tackles... Posted six tackles (5 solo) at Oak. (12/2), eclipsing 300 total tackles for his career... Made three tackles and forced a fumble that led to a Denver touchdown vs. Min. (12/30).

**2006:** Engelberger posted 55 tackles (37 solo) one sack (4 yds.), four passes defended, two forced fumbles and one fumble recovery in 16 games (1 start) for the Broncos... Recorded four tackles and forced a fumble in the home opener vs. K.C. (9/17)... Contributed six tackles (3 solo) and one fumble recovery in his first start as a Bronco at Oak. (11/12) in place of Ebenezer Ekuban (thigh)... Posted six tackles (3 solo) on *Sunday Night Football* vs. Sea. (12/3)... Recorded his first sack as a Bronco as his lone tackle at Ari. (12/17) when he dropped the Cardinals' Matt Leinart for a 4-yard loss, causing a fumble that Leinart recovered... Led the defensive line with nine tackles (4 solo) and two passes defended in the regular-season finale vs. S.F. (12/31).

**2005:** In his first season with the Broncos, Engelberger played 14 regular-season games (0 starts) and contributed 24 tackles (17 solo) as a member of the NFL's second-best run defense (85.2 ypg)... Declared inactive for both of the Broncos' postseason contests... Made two tackles (1 solo) in his Broncos debut at Mia. (9/11)... Added a season-high six tackles (4 solo) vs. Was. (10/9)... Fair caught a kickoff to begin the second half vs. N.E. (10/16)... Inactive for two games before returning to the lineup and contributing one tackle at K.C. (12/4) and vs. Bal. (12/11)... Returned a squibbed kickoff five yards and made three tackles (2 solo) at Buf. (12/17).

**2004:** Engelberger played 16 regular-season games (15 starts) at left defensive end for San Francisco, recording career highs in tackles (64) and sacks (6-40.5 yds.) while equaling his personal best with four forced fumbles... Posted single-game highs with six tackles three times... Recorded three tackles (1 solo), one sack (11 yds.), one forced fumble and one pass defended at N.O. (9/19)... Started at Sea. (9/26) and contributed four stops (3 solo), including half a sack... Posted five tackles and half a sack (5.5 yds.) at Chi. (10/31)... Recorded one sack vs. Sea. (11/7)... Contributed three tackles (2 solo) and a pass defended vs. Car. (11/14)... Posted a career-high two sacks (14 yds.) as part of a five-tackle (two solo), one-forced fumble effort at Stl. (12/5)... Matched a career high with six tackles while adding two forced fumbles, one fumble recovery and one sack at N.E. (1/2).

**2003:** Engelberger started all 16 regular-season games for San Francisco, recording 35 tackles (25 solo) while setting a then career high with 4.5 sacks (31 yds.)... Contributed to a run defense that placed in the league's top 10 for the third consecutive campaign... Opened the season with a tackle and half a sack vs. Chi. (9/7)... Notched a sack vs. Cle. (9/21)... Registered three tackles (2 solo) and one sack (11 yds.) at Min. (9/28)... Totaled one forced fumble, one fumble recovery and one sack at Bal. (11/30)... Made two tackles, including a sack, at Phi. (12/21).

**2002:** Engelberger played 15 regular-season games (0 starts) and both postseason contests for San Francisco... Finished the year with 12 tackles (11 solo) and one special-teams stop in the regular season while totaling three tackles (2 solo), one sack (6 yds.) and one special-teams tackle in the playoffs... Recorded one sack (6 yds.), one pass defended and one special-teams tackle in an NFC Wild Card Game win vs. NYG (1/5)... Posted two tackles at T.B. (1/12) in an NFC Divisional Playoff Game... Opened the year with a stop at NYG (9/5)... Forced out of the game at Sea. (10/14) with an ankle injury that kept him out of the following week's contest vs. N.O. (10/20)... Returned to action vs. Ari. (10/27)... Made one tackle at Stl. (12/30), helping the 49ers hold the Rams to 35 rushing yards.

**2001:** Engelberger played 15 regular-season games (14 starts) for San Francisco and set a career high with four forced fumbles... Finished with 36 tackles (32 solo) and four sacks (28 yds.)... Inactive for an NFC Wild Card Game at G.B. (1/13) due to a right ankle injury suffered late in the year... Had three tackles (2 solo), one sack (12 yds.) and one forced fumble vs. Stl. (9/23)... Posted two tackles and one sack vs. Det. (11/4)... Totaled four solo tackles, one sack (6 yds.) and one forced fumble at Ind. (11/25)... Did not play vs. Mia. (12/16) due to a left ankle injury... Returned to action in a win vs. Phi. (12/22) and recorded a sack (11 yds.), one forced fumble and two solo tackles... Chipped in two stops and one forced fumble at N.O. (1/6).

**2000:** Selected by San Francisco in the second round (35th overall) of the 2000 NFL Draft, Engelberger played all 16 regular-season games (13 starts) as a rookie... Recorded 28 tackles (20 solo), three sacks (22 yds.) and one forced fumble... Totaled six special-teams stops... Made his NFL debut at Atl. (9/3), posting one solo tackle... Recorded his first pro sack at Stl. (9/17) when he dropped Kurt Warner for a 5-yard loss... Finished that game with three tackles (2 solo)... Started his first NFL game at Dal. (9/24) in place of an injured Junior Bryant, contributing one solo tackle and one sack (7 yds.)... Remained in the starting lineup for the rest of the season... Recorded three solo tackles, including a 10-yard sack, vs. Stl. (10/29) while adding one special-teams tackle against the Rams.

**COLLEGE:** Engelberger was named a second-team All-America selection by the Associated Press and a first-team All-Big East Conference choice following a senior season at Virginia Tech University that saw him record 53 tackles (32 solo) and seven sacks... Helped

ENGELBERGER'S SACKS BY QUARTERBACK			
QB	Sacks	Dates	
Chris Chandler	2	at Stl., 12/5/04	
Donovan McNabb	2	1 vs. Phi., 12/22/01*, 1 at Phi., 12/21/03*	
Kurt Warner	2	1 at Stl., 9/17/00, 1 vs Stl., 9/23/01	
Matt Hasselbeck	1.5	1 vs. Sea., 11/7/04, 0.5 at Sea., 9/26/04	
Troy Aikman	1	at Dal., 9/24/00*	
Charlie Batch	1	vs. Det., 11/4/01*	
Tom Brady	1	at N.E., 1/2/05	
Aaron Brooks	1	at N.O., 9/19/04	
Kerry Collins	1	vs. NYG, 1/5/03* (NFC Wild Card)	
Gus Frerotte	1	at Min., 9/28/03	
Trent Green	1	vs. Stl., 10/29/00	
Kelly Holcomb	1	vs. Cle., 9/21/03	
Matt Leinart	1	at Ari., 12/17/06*	
Peyton Manning	1	at Ind., 11/25/01*	
Ben Roethlisberger	1	vs. Pit., 10/21/07*	
Anthony Wright	1	at Bal., 11/30/03	
Craig Krenzel	0.5	at Chi., 10/31/04	
Kordell Stewart	0.5	vs. Chi., 9/7/03*	

\*denotes win (Engelberger's teams are 9-12, including postseason, in games in which he records at least one half a sack.)

the Hokies play in four bowl games, including their appearance in the National Championship Game during the 1999 season... Led a unit that ranked third in the nation in total defense (247.3 ypg.) and rushing defense (75.9 ypg.) as a senior on a squad that played in the National Championship Game (Sugar Bowl) against Florida State in January of 2000... Received the Paul Torgersen Award as a senior, an award that honors the Hokie player who shows a commitment to hard work and great effort every time he takes the field... Notched 66 tackles and 7.5 sacks (59 yds.) as a junior to earn second-team All-Big East accolades... Helped Virginia Tech rank seventh in the country in yards allowed per game (284.9 ypg.) and 11th in both rushing defense (102.2 ypg.) and pass efficiency defense (103.4 rating) that year on a team that played in the Music City Bowl... Named the team's outstanding defensive lineman after his junior campaign... Finished his sophomore season with 70 tackles (43 solo) and six sacks (47 yds.) en route to a second-team All-Big East selection... Contributed 64 tackles (33 solo) and six sacks (40 yds.) as a freshman, helping the Hokies earn an invitation to the Orange Bowl... Began his career at Virginia Tech as a walk-on.

**PERSONAL:** Engelberger lettered in football for two years at Robert E. Lee High School in Springfield, Va., where he played tight end and linebacker... Caught 19 passes for 422 yards with four touchdowns while adding 94 tackles and three sacks as a linebacker as a senior... Earned a bachelor's degree from Virginia Tech in interdisciplinary studies... Resides in Springfield, Va.... John Albert Engelberger was born on Oct. 18, 1976, in Heidelberg, Germany.

### ENGELBERGER'S REGULAR SEASON RECORD

Year	Club	G	S	UT	A	TT	S-Yds.	I-Yds.	PD	FF	FR	TD-Int.	TD-FR	S	Pts.
2000	San Fran.	16	13	20	8	28	3-22	0-0	0	1	0	0	0	0	0
2001	San Fran.	15	14	32	4	36	4-28	0-0	1	4	0	0	0	0	0
2002	San Fran.	15	0	11	1	12	0-0	0-0	0	0	0	0	0	0	0
2003	San Fran.	16	16	25	10	35	4.5-31	0-0	0	1	1	0	0	0	0
2004	San Fran.	16	15	34	30	64	6-40.5	0-0	3	4	1	0	0	0	0
2005	Denver	14	0	17	7	24	0-0	0-0	0	0	0	0	0	0	0
2006	Denver	16	1	37	18	55	1-4	0-0	4	2	1	0	0	0	0
2007	Denver	16	15	40	19	59	1-8	0-0	2	1	0	0	0	0	0
<b>CAREER TOTALS</b>		<b>124</b>	<b>74</b>	<b>216</b>	<b>97</b>	<b>313</b>	<b>19.5-133.5</b>	<b>0-0</b>	<b>10</b>	<b>13</b>	<b>3</b>	<b>0</b>	<b>0</b>	<b>0</b>	<b>0</b>
<b>BRONCOS TOTALS</b>		<b>46</b>	<b>16</b>	<b>94</b>	<b>44</b>	<b>138</b>	<b>2-12</b>	<b>0-0</b>	<b>6</b>	<b>3</b>	<b>1</b>	<b>0</b>	<b>0</b>	<b>0</b>	<b>0</b>

**ADDITIONAL STATISTICS:** Special teams tackles — 2000 (6), 2001 (1), 2002 (1), 2005 (1), TOTAL (9). Miscellaneous tackles — 2000 (6), 2001 (1), 2002 (1), TOTAL (8). Kick returns — 2005 (1 for 5 yds.), TOTAL (1 for 5 yds.).

### ENGELBERGER'S POSTSEASON RECORD

Year	Club	G	S	UT	A	TT	S-Yds.	I-Yds.	PD	FF	FR	TD-Int.	TD-FR	S	Pts.
2001	San Fran.	0	0	0	0	0	0-0	0-0	0	0	0	0	0	0	0
2002	San Fran.	2	0	2	1	3	1-6	0-0	1	0	0	0	0	0	0
2005	Denver	0	0	0	0	0	0-0	0-0	0	0	0	0	0	0	0
<b>CAREER TOTALS</b>		<b>2</b>	<b>0</b>	<b>2</b>	<b>1</b>	<b>3</b>	<b>1-6</b>	<b>0-0</b>	<b>1</b>	<b>0</b>	<b>0</b>	<b>0</b>	<b>0</b>	<b>0</b>	<b>0</b>
<b>BRONCOS TOTALS</b>		<b>0</b>	<b>0</b>	<b>0</b>	<b>0</b>	<b>0</b>	<b>0-0</b>	<b>0-0</b>	<b>0</b>	<b>0</b>	<b>0</b>	<b>0</b>	<b>0</b>	<b>0</b>	<b>0</b>

**ADDITIONAL STATISTICS:** Special teams tackles — 2002 (1), TOTAL (1). Miscellaneous tackles — 2002 (1), TOTAL (1).

### ENGELBERGER'S SINGLE-GAME HIGHS

(Postseason in parentheses)

**Sacks** — 2 at St. Louis, 12/5/04 (1 vs. N.Y. Giants, 1/5/03). **Sack yards** — 14 at St. Louis, 12/5/04 (6 vs. N.Y. Giants, 1/5/03). **Interceptions** — None (none). **Interception return yards** — None (none).

### ENGELBERGER'S MULTIPLE-SACK GAMES (1)

\*denotes win (Engelberger's teams are 0-1 when he records more than one sack in a game.)

Date	Opponent	S-Yds.
12/5/04	at St. Louis	2-14

### JOHN ENGELBERGER'S CAREER GAME-BY-GAME

(Victories asterisked)

2000 SAN FRANCISCO (6-10) TACKLES															
Date	Opponent	P/S	UT	A	TT	S-Yds.	I-Yds.	PD	FF	FR					
Sep 3	at Atlanta	P	1	0	1	0-0	0-0	0	0	0					
Sep 10	vs. Carolina	P	0	1	1	0-0	0-0	0	0	0					
Sep 17	at St. Louis	P	2	1	3	1-5	0-0	0	0	0					
Sep 24	at Dallas*	S	1	0	1	1-7	0-0	0	1	0					
Oct 1	vs. Arizona*	S	2	1	3	0-0	0-0	0	0	0					
Oct 8	vs. Oakland	S	2	0	2	0-0	0-0	0	0	0					
Oct 15	at Green Bay	S	2	2	4	0-0	0-0	0	0	0					
Oct 22	at Carolina	S	1	0	1	0-0	0-0	0	0	0					
Oct 29	vs. St. Louis	S	3	0	3	1-10	0-0	0	0	0					
Nov 5	at New Orleans	S	2	0	2	0-0	0-0	0	0	0					
Nov 12	vs. Kansas City*	S	3	1	4	0-0	0-0	0	0	0					
Nov 19	vs. Atlanta*	S	1	1	2	0-0	0-0	0	0	0					
Dec 3	at San Diego*	S	0	0	0	0-0	0-0	0	0	0					
Dec 10	vs. New Orleans	S	0	1	1	0-0	0-0	0	0	0					
Dec 17	vs. Chicago*	S	0	0	0	0-0	0-0	0	0	0					
Dec 23	at Denver	S	0	0	0	0-0	0-0	0	0	0					
<b>Regular Season Totals</b>			<b>16/13</b>	<b>20</b>	<b>8</b>	<b>28</b>	<b>3-22</b>	<b>0-0</b>	<b>0</b>	<b>1</b>	<b>0</b>				

2001 SAN FRANCISCO (12-4) TACKLES															
Date	Opponent	P/S	UT	A	TT	S-Yds.	I-Yds.	PD	FF	FR					
Sep 9	vs. Atlanta*	S	1	1	2	0-0	0-0	0	0	0					
Sep 23	vs. St. Louis	S	2	1	3	1-11	0-0	0	1	0					
Oct 1	at N.Y. Jets*	S	3	1	4	0-0	0-0	0	0	0					
Oct 7	vs. Carolina*	S	3	0	3	0-0	0-0	0	0	0					
Oct 14	at Atlanta*	S	2	0	2	0-0	0-0	1	0	0					
Oct 28	at Chicago	S	2	1	3	0-0	0-0	0	0	0					
Nov 4	vs. Detroit*	S	2	0	2	1-0	0-0	0	0	0					
Nov 11	vs. New Orleans*	S	0	0	0	0-0	0-0	0	0	0					
Nov 18	at Carolina*	S	1	0	1	0-0	0-0	0	0	0					
Nov 25	at Indianapolis*	S	4	0	4	1-6	0-0	0	1	0					
Dec 2	vs. Buffalo*	S	2	0	2	0-0	0-0	0	0	0					
Dec 9	at St. Louis	S	1	0	1	0-0	0-0	0	0	0					
Dec 16	vs. Miami*					DID NOT PLAY									
Dec 22	vs. Philadelphia*	P	2	0	2	1-11	0-0	0	1	0					
Dec 30	at Dallas	S	5	0	5	0-0	0-0	0	0	0					
Jan 6	at New Orleans*	S	2	0	2	0-0	0-0	0	1	0					
<b>Regular Season Totals</b>			<b>15/14</b>	<b>32</b>	<b>4</b>	<b>36</b>	<b>4-28</b>	<b>0-0</b>	<b>1</b>	<b>4</b>	<b>0</b>				
Jan 15	at Green Bay*†					INACTIVE									
<b>Postseason Totals</b>			<b>0/0</b>	<b>0</b>	<b>0</b>	<b>0</b>	<b>0-0</b>	<b>0-0</b>	<b>0</b>	<b>0</b>	<b>0</b>				

†NFC Wild Card Playoff Game

2002 SAN FRANCISCO (10-6) TACKLES															
Date	Opponent	P/S	UT	A	TT	S-Yds.	I-Yds.	PD	FF	FR					
Sep 5	at N.Y. Giants*	P	1	0	1	0-0	0-0	0	0	0					
Sep 15	vs. Denver	P	0	0	0	0-0	0-0	0	0	0					
Sep 22	vs. Washington*	P	0	0	0	0-0	0-0	0	0	0					
Oct 6	vs. St. Louis*	P	2	0	2	0-0	0-0	0	0	0					
Oct 14	at Seattle*	P	0	0	0	0-0	0-0	0	0	0					
Oct 20	at New Orleans					INACTIVE									
Oct 27	vs. Arizona*	P	0	0	0	0-0	0-0	0	0	0					
Nov 3	at Oakland*	P	0	0	0	0-0	0-0	0	0	0					
Nov 10	vs. Kansas City*	P	1	0	1	0-0	0-0	0	0	0					
Nov 17	at San Diego	P	0	0	0	0-0	0-0	0	0	0					
Nov 25	vs. Philadelphia	P	0	0	0	0-0	0-0	0	0	0					
Dec 1	vs. Seattle*	P	2	0	2	0-0	0-0	0	0	0					
Dec 8	at Dallas*	P	0	0	0	0-0	0-0	0	0	0					
Dec 15	vs. Green Bay	P	3	0	3	0-0	0-0	0	0	0					
Dec 21	at Arizona*	P	1	1	2	0-0	0-0	0	0	0					
Dec 30	at St. Louis*	P	1	0	1	0-0	0-0	0	0	0					
<b>Regular Season Totals</b>			<b>15/0</b>	<b>11</b>	<b>1</b>	<b>12</b>	<b>0-0</b>	<b>0-0</b>	<b>0</b>	<b>0</b>	<b>0</b>				
Jan 5	vs. N.Y. Giants*†	P	1	0	1	1-6	0-0	0	0	0					
Jan 12	at Tampa Bay&	P	1	1	2	0-0	0-0	0	0	0					
<b>Postseason Totals</b>			<b>2/0</b>	<b>2</b>	<b>1</b>	<b>3</b>	<b>1-6</b>	<b>0-0</b>	<b>0</b>	<b>0</b>	<b>0</b>				

†NFC Wild Card Playoff Game; &NFC Divisional Playoff Game

2003 SAN FRANCISCO (7-9) TACKLES										
Date	Opponent	P/S	UT	A	TT	S-Yds.	I-Yds.	PD	FF	FR
Sep 7	vs. Chicago*	S	1	0	1	0.5-2	0-0	0	0	0
Sep 14	at St. Louis	S	2	1	3	0-0	0-0	0	0	0
Sep 21	vs. Cleveland	S	1	1	2	1-6	0-0	0	0	0
Sep 28	at Minnesota	S	2	1	3	1-11	0-0	0	0	0
Oct 5	vs. Detroit*	S	1	1	2	0-0	0-0	0	0	0
Oct 12	at Seattle	S	2	0	2	0-0	0-0	0	0	0
Oct 19	vs. Tampa Bay*	S	1	1	2	0-0	0-0	0	0	0
Oct 26	at Arizona	S	2	0	2	0-0	0-0	0	0	0
Nov 2	vs. St. Louis*	S	0	1	1	0-0	0-0	0	0	0
Nov 17	vs. Pittsburgh*	S	4	0	4	0-0	0-0	0	0	0
Nov 23	at Green Bay	S	4	0	4	0-0	0-0	0	0	0
Nov 30	at Baltimore	S	1	0	1	1-12	0-0	0	1	1
Dec 7	vs. Arizona*	S	0	1	1	0-0	0-0	0	0	0
Dec 14	at Cincinnati	S	1	2	3	0-0	0-0	0	0	0
Dec 21	at Philadelphia*	S	2	0	2	1-0	0-0	0	0	0
Dec 27	vs. Seattle	S	1	1	2	0-0	0-0	0	0	0
Regular Season Totals			16	10	29	10-23	0-0	0	1	1



2005 DENVER (13-3) TACKLES										
Date	Opponent	P/S	UT	A	TT	S-Yds.	I-Yds.	PD	FF	FR
Sep 11	at Miami	P	1	1	2	0-0	0-0	0	0	0
Sep 18	vs. San Diego*	P	2	0	2	0-0	0-0	0	0	0
Sep 26	vs. Kansas City*	P	1	0	1	0-0	0-0	0	0	0
Oct 2	at Jacksonville*	P	0	0	0	0-0	0-0	0	0	0
Oct 9	vs. Washington*	P	4	2	6	0-0	0-0	0	0	0
Oct 16	vs. New England*	P	0	1	1	0-0	0-0	0	0	0
Oct 23	at N.Y. Giants	P	0	1	1	0-0	0-0	0	0	0
Oct 30	vs. Philadelphia*	P	1	0	1	0-0	0-0	0	0	0
Nov 13	at Oakland*	P	0	0	0	0-0	0-0	0	0	0
Nov 20	vs. N.Y. Jets*									
Nov 24	at Dallas*									
Dec 4	at Kansas City	P	1	0	1	0-0	0-0	0	0	0
Dec 11	vs. Baltimore*	P	1	0	1	0-0	0-0	0	0	0
Dec 17	at Buffalo*	P	2	1	3	0-0	0-0	0	0	0
Dec 24	vs. Oakland*	P	1	1	2	0-0	0-0	0	0	0
Dec 31	at San Diego*	P	3	0	3	0-0	0-0	0	0	0
Regular Season Totals			14/0	17	7	24	0-0	0-0	0	0
Jan 14	vs. New England* &									
Jan 22	vs. Pittsburgh#									
Postseason Totals			0/0	0	0	0	0-0	0-0	0	0


\*AFC Divisional Playoff Game; #AFC Championship Game

2006 DENVER (9-7) TACKLES										
Date	Opponent	P/S	UT	A	TT	S-Yds.	I-Yds.	PD	FF	FR
Sep 10	at St. Louis	P	2	1	3	0-0	0-0	0	0	0
Sep 17	vs. Kansas City*	P	4	0	4	0-0	0-0	0	1	0
Sep 24	at New England*	P	3	2	5	0-0	0-0	0	0	0
Oct 9	vs. Baltimore*	P	2	0	2	0-0	0-0	0	0	0
Oct 15	vs. Oakland*	P	1	1	2	0-0	0-0	0	0	0
Oct 22	at Cleveland*	P	0	0	0	0-0	0-0	1	0	0
Oct 29	vs. Indianapolis	P	1	0	1	0-0	0-0	0	0	0
Nov 5	at Pittsburgh*	P	2	1	3	0-0	0-0	0	0	0
Nov 12	at Oakland*	S	3	3	6	0-0	0-0	0	0	1
Nov 19	vs. San Diego	P	2	0	2	0-0	0-0	0	0	0
Nov 23	at Kansas City	P	4	1	5	0-0	0-0	1	0	0
Dec 3	vs. Seattle	P	3	3	6	0-0	0-0	0	0	0
Dec 10	at San Diego	P	4	0	4	0-0	0-0	0	0	0
Dec 17	at Arizona*	P	1	0	1	0-0	0-0	0	1	0
Dec 24	vs. Cincinnati*	P	1	1	2	1-4	0-0	0	0	0
Dec 31	vs. San Francisco	P	4	5	9	0-0	0-0	2	0	0
Regular Season Totals			16/1	37	18	55	1-4	0-0	4	2

2007 DENVER (7-9) TACKLES										
Date	Opponent	P/S	UT	A	TT	S-Yds.	I-Yds.	PD	FF	FR
Sep 9	at Buffalo*	S	3	3	6	0-0	0-0	0	0	0
Sep 16	vs. Oakland*	S	5	0	5	0-0	0-0	0	0	0
Sep 23	vs. Jacksonville	S	3	0	3	0-0	0-0	0	0	0
Sep 30	at Indianapolis	P	2	2	4	0-0	0-0	0	0	0
Oct 7	vs. San Diego	S	3	2	5	0-0	0-0	0	0	0
Oct 21	vs. Pittsburgh*	S	3	1	4	1-8	0-0	0	0	0
Oct 29	vs. Green Bay	S	0	2	2	0-0	0-0	0	0	0
Nov 4	at Detroit	S	1	1	2	0-0	0-0	0	0	0
Nov 11	at Kansas City*	S	1	1	2	0-0	0-0	0	0	0
Nov 19	vs. Tennessee*	S	3	2	5	0-0	0-0	0	0	0
Nov 25	at Chicago	S	4	0	4	0-0	0-0	2	0	0
Dec 2	at Oakland	S	5	1	6	0-0	0-0	0	0	0
Dec 9	vs. Kansas City*	S	0	1	1	0-0	0-0	0	0	0
Dec 13	at Houston	S	3	1	4	0-0	0-0	0	0	0
Dec 24	at San Diego	S	2	1	3	0-0	0-0	0	0	0
Dec 30	vs. Minnesota*	S	2	1	3	0-0	0-0	0	1	0
Regular Season Totals			16/15	40	19	59	1-8	0-0	2	1

### Did You Know?

Since the inception of the common NFL Draft in 1967, the Broncos have chosen multiple players from the same school in the same draft 25 times during those 42 years. Most recently, the Broncos selected Eddie Royal (WR) and Carlton Powell (DT) from Virginia Tech as well as Ryan Torain (RB) and Josh Barrett (S) from Arizona State in the 2008 NFL Draft.



## CULLEN FINNERTY

6-2 • 205 • 2ND YR. • GRAND VALLEY ST.



**BORN:** Aug. 18, 1982, in Brighton, Mich.

**HIGH SCHOOL:** Brighton High School, Brighton, Mich.

**ACQUIRED:** Free Agent, 2008

**NFL YEAR:** 2nd • **YEAR WITH BRONCOS:** 1st

**NFL GAMES PLAYED/STARTED:** 0/0

### QUARTERBACK

### FINNERTY AT A GLANCE:

- A second-year quarterback who enters his first season with the Broncos after seeing time on Baltimore's practice squad and active roster as a rookie in 2007.
- Signed to the Ravens' practice squad in December 2007 and spent two weeks with that group before finishing the year on their active roster as he dressed but did not play in the final two games.
- Has yet to appear in a preseason or regular-season game in the NFL and is set to compete in his first training camp as a professional with the Broncos this season.
- Posted the most wins (51 / 51-4 record) by a starting quarterback in college football history at Grand Valley State University, leading the school to three national championship wins.
- Set Grand Valley State career records for total yards (13,474), total touchdowns (141) and passing yards (10,905) while ranking second in school annals in passing touchdowns (110).
- Finished second in voting for the Harlon Hill Trophy (best player in Division II) and received All-America honors (American Football Coaches Association) as a senior, leading the nation in passing efficiency (169.32) on a GVSU team that posted a 15-0 record and won the national championship.
- Joined the Broncos as a free agent on March 27, 2008.
- Entered the NFL with Baltimore as a college free agent on May 16, 2007.

**CAREER TRANSACTIONS:** Signed by Baltimore as a college free agent 5/16/07; Waived by Baltimore 7/24/07; Signed by Baltimore (practice squad) 12/6/07; Signed by Baltimore (active roster) 12/21/07; Signed by Denver 3/27/08.

**2007:** Finnerty entered the NFL with Baltimore as a college free agent on May 16 but was waived before the start of training camp... Joined Baltimore's practice squad on Dec. 6 and was signed to its active roster on Dec. 21... Dressed but did not play in the Ravens' final two games of the year (at Sea. 12/23 and vs. Pit. 12/30).

**COLLEGE:** Finnerty was a four-year starter at Grand Valley State University, which he led to three national championship victories while posting the most wins (51 / 51-4 record) by a starting quarterback in college football history... Set school career records for total yards (13,474), total touchdowns (141) and passing yards (10,905)... Ranked second in school annals with 110 career touchdown passes and finished his career completing 744-of-1,312 (56.7%) of his pass attempts... Led Grand Valley State to a 15-0 record and a national championship win as a senior en route to finishing second in voting for the Harlon Hill Trophy (best player in Division II)... Received All-America honors from the American Football Coaches Association as a senior, leading the nation in passing efficiency (169.32) by completing 195-of-343 (56.9%) passes for 3,220 yards with 41 touchdowns... Won the Great Lakes Intercollegiate Athletic Conference Offensive Back of the Year award as a first-team All-GLIAC choice during his junior year, completing 157-of-273 (57.5%) passes for 2,459 yards with 22 touchdowns en route to winning a second consecutive Division II National Championship... Earned the GLIAC Freshman of the Year award in 2003, starting 14 games and completing 230-of-363 (63.4%) passes for 2,764 yards with 22 scores to lead the Lakers to a Division II National Championship win... Did not play in 2002 after transferring from the University of Toledo, where he redshirted as a freshman.

**PERSONAL:** Finnerty played at Brighton High School in Brighton, Mich., where he was the Livingston County Player of the Year and a first-team All-Area pick by *Ann Arbor News* as a senior... Threw for 1,954 yards and rushed for 636 yards as he was named *Ann Arbor News* Player of the Year as a junior... Also lettered in track and baseball... Was high school teammates with his brother, Brendan, who played defensive back at Grand Valley State... Majored in business at Grand Valley State... Cullen Finnerty was born on Aug. 18, 1982, in Brighton, Mich.

### FINNERTY'S REGULAR SEASON RECORD

		PASSING													
Year	Club	G	S	Att.	Comp.	Pct.	Yds.	Yds./Att.	TD	%	Int.	%	LG	Sack/Yds.	Rtg.
2007	Baltimore	0	0	0	0	.000	0	0.0	0	0.0	0	0.0	—	0/0	00.0
CAREER TOTALS		0	0	0	0	.000	0	0.0	0	0.0	0	0.0	—	0/0	00.0
		RUSHING													
Year	Club	Att.	Yds.	Avg.	LG	TD	TD	TDr	TDp	TDrt	2pt	Pts.			
2007	Baltimore	0	0	0.0	—	0	0	0	0	0	0	0			
CAREER TOTALS		0	0	0.0	—	0	0	0	0	0	0	0			



# DOMONIQUE FOXWORTH

5-11 • 180 • 4TH YR. • MARYLAND

**BORN:** March 27, 1983, in Oxford, England  
**HIGH SCHOOL:** Western Tech High School, Catonsville, Md.  
**ACQUIRED:** Draft #3b (97th overall), 2005  
**NFL YEAR:** 4th • **YEAR WITH BRONCOS:** 4th  
**NFL GAMES PLAYED/STARTED:** 46/18 • **POSTSEASON:** 2/2

# 22

## CORNERBACK

### FOXWORTH AT A GLANCE:

- A fourth-year defensive back who has started 20 overall games during his three seasons with the Broncos, opening 12 contests at cornerback, five at strong safety and three at free safety.
- Averaged 55 tackles and 11 pass breakups each season with the Broncos while seeing regular action for the club on special teams, registering 18 career stops on coverage units.
- Totaled 42 tackles in 14 games (6 starts) for Denver in 2007.
- Started in Denver's secondary during its final five games of the 2006 season and placed third on the club with 12 pass breakups while recording one interception and 58 tackles (47 solo).
- Emerged as a reliable player during his rookie year with Denver in 2005, totaling 66 tackles (59 solo) and two interceptions while ranking second on the team with 18 pass breakups.
- With seven starts in 2005, Foxworth joined fellow rookie Darrent Williams (9 starts) in starting the most games by a Denver rookie at cornerback since Louis Wright in 1975 (11 starts).
- Led the Broncos with 20 tackles in two playoff games in 2005, a total that included a team-high 11 stops in the AFC Championship Game against Pittsburgh (1/22/06).
- Actively involved in the community and was recognized as the Broncos' Walter Payton NFL Man of the Year award winner in 2007.
- Played four seasons at the University of Maryland, where he started all 40 career games played and earned All-Atlantic Coast Conference honors during each of his last three seasons.
- Selected by the Broncos in the third round (97th overall) of the 2005 NFL Draft.

**CAREER TRANSACTIONS:** Signed by Denver as a draft choice 7/22/05.



**2007:** Foxworth played 14 games (6 starts) for Denver, totaling 42 tackles (32 solo), four pass breakups and one forced fumble... Started five games at the safety position and one contest at cornerback... Made five tackles on special teams (4 kickoff, 1 punt)... Named the Broncos' Walter Payton NFL Man of the Year award winner for his work in the community... Contributed a solo tackle at Buf. (9/9) before an ankle injury forced him to leave the game and be declared inactive vs. Oak. (9/16)... Made five tackles (4 solo) in a start at Ind. (9/30)... Led the secondary with 10 tackles (7 solo) when filling in for cornerback Champ Bailey (quad) on *Sunday Night Football* vs. Pit. (10/21)... Started in Nick Ferguson's place at strong safety and contributed three solo tackles on *Monday Night Football* vs. G.B. (10/29)... Added four tackles (3 solo) and a pass defended in a start at safety at K.C. (11/11)... Made three solo tackles, broke up a pass and forced a fumble on *Monday Night Football* at S.D. (12/24).

**2006:** In his second professional season, Foxworth played all 16 games (5 starts) for Denver and contributed 58 tackles (47 solo), one interception (45-yd. return), one forced fumble and 12 passes defended... Started three games at strong safety after Nick Ferguson suffered a knee injury late in the year... Recorded a solo tackle and a pass defended at N.E. (9/24) while also blocking a 37-yard field goal attempt, preserving a 3-0 lead... Intercepted Steve McNair, returning the takeaway 45 yards, on *Monday Night Football* vs. Bal. (10/9)... Made his first start of the season (cornerback) and posted six tackles (4 solo) and a pass defended on *Sunday Night Football* vs. Sea. (12/3)... Made eight tackles and broke up a pass in a start at safety at S.D. (12/10)... Started at cornerback for Darrent Williams (toe) at Ari. (12/17) and tied for the team lead with six tackles (5 solo)... Led Denver with a career-high 14 tackles (12 solo) and forced a fumble that led to a turnover vs. Cin. (12/24).

**2005:** Selected by the Broncos in the third round (97th overall) of the 2005 NFL Draft, Foxworth played all 16 regular-season games (7 starts) during his rookie season... Ranked second on the team with 18 pass breakups and added 66 tackles (59 solo) and two interceptions (23 yds.), helping Denver tie for third in the NFL in scoring defense (16.1 ppg.)... Named Diet Pepsi NFL Rookie of the Week (Wk. 4 at Jac. 10/2) and a *USA Today* 'All-Joe' Team selection... Started both playoffs games and led the club with 20 tackles in the postseason... Joined rookie Darrent Williams to form only the third pair of Broncos rookies to start the same game at cornerback since starts were tracked by the team in 1968, a feat they accomplished twice in 2005... Started seven games, joining Williams (9 starts) in starting the most games by a Denver rookie cornerback since 1975 (Louis Wright, 11)... Added a forced fumble and a fumble recovery on defense while posting seven tackles and a fumble recovery on special teams... Started an AFC Divisional Playoff Game vs. N.E. (1/14) and tied for the team lead with nine tack-

## ROOKIE CORNERBACKS CONTRIBUTE IN 2005

### BRONCOS ROOKIE CORNERBACKS STARTING THE SAME GAME TOGETHER

(Since Starts were Tracked by the Team Beginning in 1968)

Rookies	Year	Starts Together
1. Grady Gavness and Billy Thompson	1969	14
2. Drake Garrett and Charlie Greer	1968	12
3. Domonique Foxworth and Darrent Williams	2005	2

les (5 solo) to help end the Patriots' NFL-record 10-game postseason unbeaten streak... Led Denver with 11 tackles (8 solo) while adding a pass breakup in the AFC Championship Game vs. Pit. (1/22)... Made his NFL debut in the season opener at Mia. (9/11), replacing Lenny Walls (cramps) in the second half... Finished with a tackle and a pass breakup against the Dolphins... Made his first career start at Jac. (10/2) with Champ Bailey and Williams inactive, totaling a team-high seven solo tackles along with his first interception (Byron Leftwich) and fumble recovery as a pro... Effort against Jacksonville earned him Diet Pepsi NFL Rookie of the Week honors... Totaled a season-high 10 tackles (9 solo) vs. N.E. (10/16) and also contributed one forced fumble and two pass breakups... Had one interception and a season-high four passes defended vs. Phi. (10/30)... Filled in as an emergency starter vs. Bal. (12/11) when Williams suffered a groin injury covering the game's opening kickoff... Remained a starter for the rest of the regular season due to Williams' injury.

**COLLEGE:** Foxworth started all 40 games played during four seasons at the University of Maryland, totaling 143 career tackles (121 solo), eight interceptions (128 yds.), 31 pass breakups and four fumble recoveries... Returned one of his interceptions 44 yards for a touchdown and added another score on a 12-yard fumble recovery... Named a second-team All-Atlantic Coast Conference selection and a second-team All-American by *The Sporting News* as a senior after totaling 36 tackles (31 solo) in 11 starts while ranking second on the team with eight pass breakups... Received second-team All-ACC honors as a junior, starting all 13 games and posting 45 tackles (38 solo) along with three interceptions (64 yds.), including one that he returned for a 44-yard score... Three interceptions that year tied for fourth in the ACC as well as the team lead... Honored with first-team All-ACC recognition as a sophomore, his first full season as a starter, after posting a career-high 54 tackles (44 solo), five interceptions (64 yds.) and 17 pass breakups in 14 starts... Also recovered two fumbles, including one that he returned 12 yards for his first career touchdown... One of only four true freshmen to see playing time for Maryland.

**PERSONAL:** Foxworth was a three-year starter at defensive back and tailback for Western Tech High School in Catonsville, Md.... Also returned kickoffs... Chosen as a consensus all-state defensive back and Big School All-State choice (Associated Press) while earning first-team All-Metro and All-Baltimore County honors from the *Baltimore Sun*... Racked up 4,871 all-purpose yards and a school-record 43 touchdowns during his prep career, including a school-record 1,369 rushing yards and 22 touchdowns as a senior... Totaled a school-record 14 interceptions... Posted 2,037 all-purpose yards as a senior... Was an outstanding student in high school, carrying a GPA above 3.0 and earning enough credits to graduate early and enroll at Maryland... Earned a bachelor's degree in American studies from Maryland and graduated in three-and-a-half years... Started a mentoring program for Washington youth titled Students Taking Action for the Future in which they shadowed college students... Authored a book, "On The Island," that was released in May 2006 and is a collection of journal entries he wrote for *The Denver Post* as a rookie... Proceeds from the book's sales went to Ambassadors for Literacy, a nonprofit group dedicated to promoting preschool literacy... Wrote a weekly blog for [www.denverbroncos.com](http://www.denverbroncos.com) during the 2007 season... Participated in a three-day NFL-arranged business and management workshop at the Harvard Business School during the 2006 offseason... Serves on the NFL Player Conduct Advisory Committee... Named to the executive board of the NFL Players Association in the 2008 offseason as one of the youngest players ever to be named to that board... Serves as the spokesman for [collegenicoland.org](http://collegenicoland.org)... Integrally involved in the planning, fundraising and realization of the Darrent Williams Memorial Teen Center... Supports Boys and Girls Clubs in Denver and taught a weekly writing class to students... Resides in Denver... Son of Lorinzo and Karen Foxworth... Domonique Foxworth was born on March 27, 1983, in Oxford, England.

### FOXWORTH'S REGULAR SEASON RECORD

Year	Club	G	S	UT	A	TT	S-Yds.	I-Yds.	PD	FF	FR	TD-Int.	TD-FR	S	Pts.
2005	Denver	16	7	59	7	66	0-0	2-23	18	1	1	0	0	0	0
2006	Denver	16	5	47	11	58	0-0	1-45	12	1	0	0	0	0	0
2007	Denver	14	6	32	10	42	0-0	0-0	4	1	0	0	0	0	0
<b>CAREER TOTALS</b>		<b>46</b>	<b>18</b>	<b>138</b>	<b>28</b>	<b>166</b>	<b>0-0</b>	<b>3-68</b>	<b>34</b>	<b>3</b>	<b>1</b>	<b>0</b>	<b>0</b>	<b>0</b>	<b>0</b>

**ADDITIONAL STATISTICS:** Special teams tackles — 2005 (7), 2006 (6), 2007 (5), TOTAL (18). Blocked a 37-yd field goal attempt by Stephen Gostkowski at N.E. (9/24/06). Recovered a fumble on a punt return to maintain possession vs. K.C. (9/26/05).

### FOXWORTH'S POSTSEASON RECORD

Year	Club	G	S	UT	A	TT	S-Yds.	I-Yds.	PD	FF	FR	TD-Int.	TD-FR	S	Pts.
2005	Denver	2	2	13	7	20	0-0	0-0	1	0	0	0	0	0	0
<b>CAREER TOTALS</b>		<b>2</b>	<b>2</b>	<b>13</b>	<b>7</b>	<b>20</b>	<b>0-0</b>	<b>0-0</b>	<b>1</b>	<b>0</b>	<b>0</b>	<b>0</b>	<b>0</b>	<b>0</b>	<b>0</b>

### FOXWORTH'S SINGLE GAME HIGHS

(Postseason in parentheses)

**Interceptions** — 1, three times, last vs. Baltimore, 10/9/06 (none). **Interception return yards** — 45 vs. Baltimore, 10/9/06 (none). **Sacks** — None (none). **Sack yards** — None (none).

# DOMONIQUE FOXWORTH'S CAREER GAME-BY-GAME

(Victories asterisked)

2005 DENVER (13-3)										
Date	Opponent	P/S	UT	A	TT	S-Yds.	I-Yds.	PD	FF	FR
Sep 11	at Miami	P	1	0	1	0-0	0-0	1	0	0
Sep 18	vs. San Diego*	P	0	0	0	0-0	0-0	0	0	0
Sep 26	vs. Kansas City*	P	2	0	2	0-0	0-0	1	0	0
Oct 2	at Jacksonville*	S	7	0	7	0-0	1-23	1	0	1
Oct 9	vs. Washington*	S	5	2	7	0-0	0-0	2	0	0
Oct 16	vs. New England*	P	9	1	10	0-0	0-0	2	1	0
Oct 23	at N.Y. Giants	P	4	1	5	0-0	0-0	0	0	0
Oct 30	vs. Philadelphia*	P	2	0	2	0-0	1-0	4	0	0
Nov 13	at Oakland*	S	6	1	7	0-0	0-0	0	0	0
Nov 20	vs. N.Y. Jets*	P	3	1	4	0-0	0-0	0	0	0
Nov 24	at Dallas*	P	5	0	5	0-0	0-0	2	0	0
Dec 4	at Kansas City	P	3	0	3	0-0	0-0	0	0	0
Dec 11	vs. Baltimore*	S	5	1	6	0-0	0-0	0	0	0
Dec 17	at Buffalo*	S	1	0	1	0-0	0-0	1	0	0
Dec 24	vs. Oakland*	S	2	0	2	0-0	0-0	4	0	0
Dec 31	at San Diego*	S	4	0	4	0-0	0-0	0	0	0
<b>Regular Season Totals</b>		<b>16/7</b>	<b>59</b>	<b>7</b>	<b>66</b>	<b>0-0</b>	<b>2-23</b>	<b>18</b>	<b>1</b>	<b>1</b>
Jan 14	vs. New England*&	S	5	4	9	0-0	0-0	0	0	0
Jan 22	vs. Pittsburgh#	S	8	3	11	0-0	0-0	1	0	0
<b>Postseason Totals</b>		<b>2/2</b>	<b>13</b>	<b>7</b>	<b>20</b>	<b>0-0</b>	<b>0-0</b>	<b>1</b>	<b>0</b>	<b>0</b>

&AFC Divisional Playoff Game; #AFC Championship Game

2006 DENVER (9-7)										
Date	Opponent	P/S	UT	A	TT	S-Yds.	I-Yds.	PD	FF	FR
Sep 10	at St. Louis	P	0	0	0	0-0	0-0	1	0	0
Sep 17	vs. Kansas City*	P	2	0	2	0-0	0-0	1	0	0
Sep 24	at New England*	P	1	0	1	0-0	0-0	2	0	0
Oct 9	vs. Baltimore*	P	3	2	5	0-0	1-45	2	0	0
Oct 15	vs. Oakland*	P	0	0	0	0-0	0-0	0	0	0
Oct 22	at Cleveland*	P	1	0	1	0-0	0-0	1	0	0
Oct 29	vs. Indianapolis	P	0	0	0	0-0	0-0	0	0	0
Nov 5	at Pittsburgh*	P	5	1	6	0-0	0-0	0	0	0
Nov 12	at Oakland*	P	3	0	3	0-0	0-0	0	0	0
Nov 19	vs. San Diego	P	1	1	2	0-0	0-0	0	0	0
Nov 23	at Kansas City	P	1	0	1	0-0	0-0	1	0	0
Dec 3	vs. Seattle	S	4	2	6	0-0	0-0	1	0	0
Dec 10	at San Diego	S	6	2	8	0-0	0-0	1	0	0
Dec 17	at Arizona*	S	5	1	6	0-0	0-0	2	0	0
Dec 24	vs. Cincinnati*	S	12	2	14	0-0	0-0	0	1	0
Dec 31	vs. San Francisco	S	3	0	3	0-0	0-0	0	0	0
<b>Regular Season Totals</b>		<b>16/5</b>	<b>47</b>	<b>11</b>	<b>58</b>	<b>0-0</b>	<b>1-45</b>	<b>12</b>	<b>1</b>	<b>0</b>

2007 DENVER (7-9)										
Date	Opponent	P/S	UT	A	TT	S-Yds.	I-Yds.	PD	FF	FR
Sep 9	at Buffalo*	P	1	0	1	0-0	0-0	0	0	0
Sep 16	vs. Oakland*	INACTIVE (ANKLE) DID NOT PLAY								
Sep 23	vs. Jacksonville									
Sep 30	at Indianapolis	S	4	1	5	0-0	0-0	0	0	0
Oct 7	vs. San Diego	P	1	0	1	0-0	0-0	0	0	0
Oct 21	vs. Pittsburgh*	S	7	3	10	0-0	0-0	1	0	0
Oct 29	vs. Green Bay	S	3	0	3	0-0	0-0	0	0	0
Nov 4	at Detroit	S	3	3	6	0-0	0-0	0	0	0
Nov 11	at Kansas City*	S	3	1	4	0-0	0-0	1	0	0
Nov 19	vs. Tennessee*	P	2	1	3	0-0	0-0	0	0	0
Nov 25	at Chicago	P	2	0	2	0-0	0-0	0	0	0
Dec 2	at Oakland	P	2	1	3	0-0	0-0	0	0	0
Dec 9	vs. Kansas City*	P	1	0	1	0-0	0-0	1	0	0
Dec 13	at Houston	S	0	0	0	0-0	0-0	0	0	0
Dec 24	at San Diego	P	3	0	3	0-0	0-0	1	1	0
Dec 30	vs. Minnesota*	P	0	0	0	0-0	0-0	0	0	0
<b>Regular Season Totals</b>		<b>14/6</b>	<b>32</b>	<b>10</b>	<b>42</b>	<b>0-0</b>	<b>0-0</b>	<b>4</b>	<b>1</b>	<b>0</b>

## DID YOU KNOW?

The Broncos own the NFL's best record through the first month of the season during the last 11 years with a 28-12 (.700) mark in those games since 1997.



## DYLAN GANDY

6-3 • 290 • 4TH YR. • TEXAS TECH

BORN: March 8, 1982, in Harlingen, Texas

HIGH SCHOOL: Pflugerville High School, Pflugerville, Texas

ACQUIRED: Free Agent, 2008

NFL YEAR: 4th • YEAR WITH BRONCOS: 1st

NFL GAMES PLAYED/STARTED: 42/14 • POSTSEASON: 6/1

65

## GUARD

### GANDY AT A GLANCE:

- A fourth-year guard who started a total of 15 games (14 regular season, 1 postseason) during his first three professional seasons with Indianapolis.
- Started a career-high 11 games at left guard for the Colts' Super Bowl XLI-champion team in 2006 that posted the highest third-down success rate (56.1 percent) in the NFL since the 1970 merger while allowing the fewest sacks (15) in the league.
- Played 10 games for the Colts in 2007, logging one start at right guard.
- Saw time in 16 contests (2 starts) for Indianapolis as a rookie in 2005.
- Received honorable mention All-Big 12 Conference honors as a center during his senior year at Texas Tech University after spending his first three seasons primarily at the guard position.
- Joined the Broncos as a free agent on May 16, 2008.
- Selected by Indianapolis in the fourth round (129th overall) of the 2005 NFL Draft.

**CAREER TRANSACTIONS:** Signed by Indianapolis as a draft choice 7/26/05; Waived by Indianapolis 5/2/08; Signed by Denver as a free agent 5/16/08.



**2007:** Gandy played 10 games (1 start) for Indianapolis... Saw time on special teams in an AFC Divisional Playoff Game vs. S.D. (1/13)... Recorded his only start of the year at Atl. (11/22)... Did not play in three games and was inactive for three others.

**2006:** Gandy started a career-high 11 games at left guard and appeared in all 16 contests for the second consecutive year on a Colts squad that won Super Bowl XLI... Helped Indianapolis post the highest third-down success rate (56.1 percent / 105-of-187) in the NFL since the 1970 merger... Blocked for a Colts offense that allowed the fewest sacks (15) in the league and averaged an AFC-best 379.4 yards per game... Started in an AFC Wild Card Game vs. K.C. (1/6) and saw time on special teams in the Colts' remaining three postseason games, including Super Bowl XLI vs. Chi. (2/4)... Logged starts in Indianapolis' first 10 games of the season.

**2005:** Selected by Indianapolis in the fourth round (129th overall) of the 2005 NFL Draft, Gandy appeared in all 16 games (2 starts) as a rookie... Started at Sea. (12/24) and vs. Ari. (1/1)... Also saw time on special teams, including in an AFC Divisional Playoff Game vs. Pit. (1/15)... Made his NFL debut in the opener at Bal. (9/11).

**COLLEGE:** Gandy started 20 career games during four seasons at Texas Tech University... Spent most of his first three seasons at guard before starting 12 games at center during his senior year, earning honorable mention All-Big 12 Conference honors after not allowing a sack that campaign... Earned academic all-conference honors as a junior and sophomore... Redshirted as a true freshman.

**PERSONAL:** Gandy attended Pflugerville High School in Pflugerville, Texas, where he received first-team all-district and All-Central Texas honors... Also lettered in track and field... Assisted with the "Colts Day in Schools" program and the Colts' Special Olympics Flag Football Clinic during his time with that club... Majored in history at Texas Tech... Resides in Pflugerville, Texas... Dylan Colter Gandy was born on March 8, 1982, in Harlingen, Texas.

### GANDY'S REGULAR SEASON RECORD

Year	Club	G	S
2005	Indianapolis	16	2
2006	Indianapolis	16	11
2007	Indianapolis	10	1
<b>CAREER TOTALS</b>		<b>42</b>	<b>14</b>

### GANDY'S POSTSEASON RECORD

Year	Club	G	S
2005	Indianapolis	1	0
2006	Indianapolis	4	1
2007	Indianapolis	1	0
<b>CAREER TOTALS</b>		<b>6</b>	<b>1</b>



**DANIEL GRAHAM****6-3 • 257 • 7TH YR. • COLORADO****BORN:** Nov. 16, 1978, in Torrance, Calif.**HIGH SCHOOL:** Thomas Jefferson High School, Denver**ACQUIRED:** Unrestricted Free Agent (New England), 2007**NFL YEAR:** 7th • **YEAR WITH BRONCOS:** 2nd**NFL GAMES PLAYED/STARTED:** 78/64 • **POSTSEASON:** 11/6**89****TIGHT END****GRAHAM AT A GLANCE:**

- A seventh-year tight end who enters his second year with the Broncos after spending his first five seasons in New England, where he helped the Patriots to victories in Super Bowl XXXVIII (2003 season) and Super Bowl XXXIX (2004 season).
- Ranks second in playoff experience (11 games) among active NFL tight ends.
- Started a career-high 15 games for Denver in 2007, totaling 24 receptions for 246 yards with two scores and blocking for an offense that ranked fifth in the NFL in yards per rush (4.6).
- Established himself as one of the NFL's premier blocking tight ends as part of a New England offense that ranked fifth in the league in rushing touchdowns (51) from 2004-06.
- Helped the Patriots capture the AFC East title for the fourth consecutive season in 2006 with 21 receptions for 235 yards (11.2 avg.) and two touchdowns as an 11-game starter.
- Set a career high with seven touchdown receptions for New England in 2004 that tied for the second most among NFL tight ends that season.
- Recorded personal bests in receptions (38) and receiving yards (409) for the Patriots in 2003.
- Received consensus first-team All-America honors and was named the John Mackey Award winner (nation's best tight end) as a senior at the University of Colorado.
- Became the second member of his family to play for the Broncos, joining his father, Tom, who played linebacker for Denver from 1972-74.
- Joined the Broncos as an unrestricted free agent on March 9, 2007.
- Selected by New England in the first round (21st overall) of the 2002 NFL Draft.

**CAREER TRANSACTIONS:** Signed by New England as a draft choice 7/23/02; Placed on injured reserve by New England 12/24/02; Signed by Denver as an unrestricted free agent 3/9/07.



**2007:** Graham started a career-high 15 games during his first season with the Broncos, totaling 24 receptions for 246 yards (10.3 avg.) with two touchdowns... Blocked for a Denver offense that ranked fifth in the NFL in yards per rush (4.6) and ninth in rushing yards (122.3 ypg.)... Caught three passes for 24 yards and blocked for an offense that gained 171 rushing yards in his Broncos debut at Buf. (9/9)... Led the club with a season-high four catches for 35 yards at Ind. (9/30)... Registered a crucial 9-yard yard reception on the game-winning drive on *Sunday Night Football* vs. Pit. (10/21)... Recorded three catches for 42 yards at Det. (11/4), including a 21-yard grab on third-and-21 to help set up a touchdown... Caught his first touchdown as a Bronco, a 20-yarder on third down, at K.C. (11/11)... Made two catches on *Monday Night Football* vs. Ten. (11/19)... Totaled a season-high 55 receiving yards on three catches (18.3 avg.), including a 28-yard scoring grab, vs. K.C. (12/9)... Declared inactive for the season finale vs. Min. (12/30) with an ankle injury that hampered him a week earlier.

**2006:** Graham served as an offensive captain for New England and played 12 games (11 starts), collecting 21 catches for 235 yards (11.2 avg.) with two touchdowns... Added four catches for 64 yards (16.0 avg.) with one touchdown in three postseason games (2 starts)... Caught a 1-yard touchdown and finished with two grabs for 38 yards during an AFC Divisional Playoff Game win at S.D. (1/14)... 19-yard catch against the Chargers kick started the Patriots' game-winning scoring drive in the fourth quarter... Made a 25-yard reception in the AFC Championship Game at Ind. (1/21)... Opened the season in the starting lineup at Buf. (9/10) and registered a 23-yard catch that marked the 100th of his career... Posted a season high and team-leading four catches for 34 yards, including a touchdown, at Cin. (10/1)... Declared inactive for the next four games with an ankle injury... Posted a 2-yard touchdown at G.B. (11/19) on a fourth-and-1 play... Had three catches for 44 yards at Jac. (12/24).

**2005:** Graham played 11 games (9 starts) for New England and contributed 16 catches for 235 yards (14.7 avg.) with three touchdowns... Saw time in both postseason games (1 start), posting one catch for 18 yards that occurred in an AFC Divisional Playoff Game at Den. (1/14)... Caught a 1-yard touchdown at Car. (9/18)... Posted a career-best 119 receiving yards on five grabs, including two 45-yarders, with one touchdown at Atl. (10/9)... Caught a screen pass in the first quarter against the Falcons and burst 45 yards for a touchdown with the play marking the longest reception of his career... Tied that career high with another 45-yard reception on the first play from scrimmage in the second half against the Falcons... Had five catches for 41 yards, including a 31-yard score, vs. Ind. (11/7).

**EXPERIENCE IN THE POSTSEASON****MOST PLAYOFF APPEARANCES, ACTIVE NFL TIGHT ENDS**

Tight End	Team	Years	Games	Team Record
1. Marcus Pollard	Sea./Det./Ind.	1995-2007	13	5-8
2. <b>Daniel Graham</b>	<b>Den./N.E.</b>	<b>2002-07</b>	<b>11</b>	<b>9-2</b>
3. Brandon Manumaleuna	S.D./Stl.	2001-07	10	5-5
Jerame Tuman	Pittsburgh	2001-07	10	7-3
5. Christian Fauria	Car./Was./N.E./Sea.	1995-2007	9	7-2

**2004:** Graham tied for the Patriots' lead with a career-high seven touchdown catches while placing fourth on the club with 30 receptions for 364 yards (12.1 avg.) in 14 games (14 starts)... Seven touchdown catches tied for the second most among league tight ends for the year... Played in all three postseason games (2 starts), finishing the playoffs with three catches for 16 yards... Made a 7-yard catch in New England's Super Bowl XXXIX win vs. Phi. (2/6)... Caught at least one pass in the Patriots' first six games, compiling 18 catches for 180 yards with five touchdowns during that stretch... Opened the year by tying his career high with seven catches for 57 yards with one touchdown vs. Ind. (9/9)... Made three catches for 83 yards, including a career-long 48-yarder, at K.C. (11/22)... Had three receptions for 24 yards with one touchdown on *Monday Night Football* at Mia. (12/20)... Added two catches for 30 yards, including a 16-yard touchdown, at NYJ (12/26).

**2003:** In his second professional season, Graham played 14 games (9 starts) and totaled a career-high 38 catches for a personal-best 409 yards (10.8 avg.) while tying for second on the Patriots with four touchdowns... Also played in the team's three postseason games (1 start), finishing the playoffs with five catches for 45 yards... Started the Super Bowl XXXVIII win vs. Car. (2/1) and made four catches for 46 yards... Posted a then career-high seven catches for 110 yards vs. Cle. (10/26) to earn AFC Offensive Player of the Week while recording his first 100-yard outing as a pro... Returned to his hometown and made four catches for 39 yards with one touchdown on *Monday Night Football* at Den. (11/3)... Caught one touchdown pass at Hou. (11/23) and vs. Buf. (12/27).

**2002:** Selected by New England in the first round (21st overall) of the 2002 NFL Draft, Graham played 12 games (6 starts) as a rookie, contributing 15 catches for 150 yards (10.0 avg.) with one touchdown... Earned Pepsi Rookie of the Week accolades for his performance at Buf. (11/3) when he made three catches for 68 yards... Also had four stops on special teams before being placed on injured reserve on Dec. 24... Started the season opener vs. Pit. (9/9) and caught his first pass (a 6-yard loss) at NYJ (9/15)... Made an 18-yard touchdown grab vs. K.C. (9/22) in New England's 41-38 overtime win... Had three catches for 68 yards (22.7 avg.) at Buf. (11/3) and posted consecutive two-catch outings vs. Buf. (12/8) and at Ten. (12/16).

**COLLEGE:** Graham earned the John Mackey Award, presented annually to the nation's top tight end, and became the University of Colorado's fifth consensus first-team All-American as a senior in 2001... Also became the eighth Colorado player to merit a national postseason award... Compiled 106 career catches for 1,543 yards (14.6 avg.) with 11 touchdowns as a Buffalo... Received first-team All-Big 12 Conference honors as a senior after leading all tight ends in the nation with 753 yards and six touchdown catches while placing second among that group with 51 catches... Named an honorable mention All-American (*Football News*) and was a consensus second-team All-Big 12 choice as a junior after leading the conference's tight ends in receptions (33) and receiving yards (443)... Received third-team All-Big 12 accolades as a sophomore, making 19 catches for 264 yards with four touchdowns during his second collegiate season.

**PERSONAL:** Graham was a *PrepStar* All-American and was chosen as a *SuperPrep* All-Midlands team member at Thomas Jefferson High School in Denver... Earned the Randy Brewer Award, given annually by the school to its most inspirational player in honor of the school's late coach, as a senior... Made 33 catches for 741 yards with six touchdowns as a senior while collecting 29 tackles (15 solo) with 12 sacks in seven starts at outside linebacker... Graham's father, Tom, played collegiately at Oregon (where he finished his career as the school's all-time leading tackler) and professionally for the Broncos (1972-74) as a linebacker... Father saw time in 33 games (23 starts) during three seasons with the Broncos... Daniel's twin brother, Josh, played football at North Carolina and his older brother, Phillip, played defensive back at Colorado State in the late 1980s... Lettered three times in basketball in high school, averaging 17 points and 10 rebounds in six games as a senior... Owned a 3.2 grade point average in high school and received the Junior Class Academic Award (highest GPA of all juniors)... Majored in ethnic studies at the University of Colorado... Daniel Graham was born on Nov. 16, 1978, in Torrance, Calif.

**GRAHAM'S REGULAR SEASON RECORD**

Year	Club	RECEIVING						SCORING					
		G	S	No.	Yds.	Avg.	LG	TD	TD	TDr	TDp	TDrT	2pt.
2002	New England	12	6	15	150	10.0	31	1	1	0	1	0	0
2003	New England	14	9	38	409	10.8	38	4	4	0	4	0	0
2004	New England	14	14	30	364	12.1	48	7	7	0	7	0	0
2005	New England	11	9	16	235	14.7	45t	3	3	0	3	0	0
2006	New England	12	11	21	235	11.2	29	2	2	0	2	0	0
2007	Denver	15	15	24	246	10.3	28	2	2	0	2	0	0
<b>CAREER TOTALS</b>		<b>78</b>	<b>64</b>	<b>144</b>	<b>1,639</b>	<b>11.4</b>	<b>48</b>	<b>19</b>	<b>19</b>	<b>0</b>	<b>19</b>	<b>0</b>	<b>0</b>
<b>BRONCOS TOTALS</b>		<b>15</b>	<b>15</b>	<b>24</b>	<b>246</b>	<b>10.3</b>	<b>28</b>	<b>2</b>	<b>2</b>	<b>0</b>	<b>2</b>	<b>0</b>	<b>0</b>

**ADDITIONAL STATISTICS:** Special teams tackles — 2002 (4), 2003 (3), 2005 (1), TOTAL (8). Miscellaneous tackles — 2004 (3), 2005 (1), 2006 (1), 2007 (1), TOTAL (6).

### GRAHAM'S POSTSEASON RECORD

Year	Club	RECEIVING						SCORING					
		G	S	No.	Yds.	Avg.	LG	TD	TD	TDr	TDp	TDrt	2pt. Pts.
2003	New England	3	1	5	45	9.0	33	0	0	0	0	0	0
2004	New England	3	2	3	16	5.3	10	0	0	0	0	0	0
2005	New England	2	1	1	18	18.0	18	0	0	0	0	0	0
2006	New England	3	2	4	64	16.0	25	1	1	0	1	0	6
<b>CAREER TOTALS</b>		<b>11</b>	<b>6</b>	<b>13</b>	<b>143</b>	<b>11.0</b>	<b>33</b>	<b>1</b>	<b>1</b>	<b>0</b>	<b>1</b>	<b>0</b>	<b>6</b>

**ADDITIONAL STATISTICS:** Special teams tackles — 2006 (1), TOTAL (1).

### GRAHAM'S SINGLE GAME HIGHS

(Postseason in parentheses)

**Receptions** — 7, twice, last vs. Indianapolis, 9/9/04 (4 vs. Carolina, 2/1/04). **Receiving yards** — 119 at Atlanta, 10/9/05 (46 vs. Carolina, 2/1/04). **Receiving touchdowns** — 2 at Arizona, 9/19/04 (1 vs. N.Y. Jets, 1/7/07). **Longest reception** — 48 at Kansas City, 11/22/04 (33 vs. Carolina, 2/1/04).

### GRAHAM'S 100-YARD RECEIVING GAMES (2)

\*denotes win (Graham's teams are 2-0 when he records 100 or more yards receiving in a game.)

Date	Opponent	Rec.	Yds.	Avg.	LG	TD
10/26/03	vs. Cleveland*	7	110	15.7	38	0
10/9/05	at Atlanta*	5	119	23.8	45t	1

### GRAHAM'S REGULAR SEASON TOP FIVE

#### RECEIVING YARDS

119 — at Atlanta, 10/9/05 (5 rec., TD)  
110 — vs. Cleveland, 10/26/03 (7 rec.)  
83 — at Kansas City, 11/22/04 (3 rec.)  
69 — vs. Jacksonville, 12/14/03 (5 rec., TD)  
68 — at Buffalo, 11/3/02 (3 rec.)

#### RECEPTIONS

7 — vs. Indianapolis, 9/9/04 (57 yds., TD)  
7 — vs. Cleveland, 10/26/03 (110 yds.)  
6 — vs. Miami, 12/7/03 (24 yds.)  
5 — vs. Indianapolis, 11/7/05 (41 yds., TD)  
5 — at Atlanta, 10/9/05 (119 yds., TD)  
5 — vs. Jacksonville, 12/14/03 (69 yds., TD)

#### RECEIVING TOUCHDOWNS

2 — at Arizona, 9/19/04 (2 rec., 21 yds.)  
1, 17 times, last vs. Kansas City, 12/9/07 (3 rec., 55 yds.)

#### LONGEST RECEPTIONS

48 — at Kansas City, 11/22/04 (3-83)  
45t — at Atlanta, 10/9/05 (5-119, TD)  
45 — at Atlanta, 10/9/05 (5-119, TD)  
38 — vs. Cleveland, 10/26/03 (7-110)  
33 — at Buffalo, 10/3/04 (2-35, TD)  
33 — at Houston, 11/23/03 (4-53, TD)

### DANIEL GRAHAM'S CAREER GAME-BY-GAME

(Victories asterisked)

2002 NEW ENGLAND (9-7)													
Date	Opponent	S/P	RECEIVING						SCORING				
			No.	Yds.	Avg.	LG	TD	2pt.	Pts.				
Sep 9	vs. Pittsburgh*	S	0	0	0.0	—	0	0	0				
Sep 15	at N.Y. Jets*	P	1	-6	-6.0	-6	0	0	0				
Sep 22	vs. Kansas City*	S	1	18	18.0	18t	1	0	6				
Sep 29	at San Diego	S	2	20	10.0	15	0	0	0				
Oct 6	at Miami												
Oct 13	vs. Green Bay												
Oct 27	vs. Denver												
Nov 3	at Buffalo*		3	68	22.7	31	0	0	0				
Nov 10	at Chicago*	S	2	1	0.5	3	0	0	0				
Nov 17	at Oakland	P	0	0	0.0	—	0	0	0				
Nov 24	vs. Minnesota*	P	1	17	17.0	17	0	0	0				
Nov 28	at Detroit*	P	1	16	16.0	16	0	0	0				
Dec 8	vs. Buffalo*	S	2	8	4.0	6	0	0	0				
Dec 16	at Tennessee	S	2	8	4.0	5	0	0	0				
Dec 22	vs. N.Y. Jets	P	0	0	0.0	—	0	0	0				
Dec 29	vs. Miami*												
PLACED ON INJURED RESERVE 12/24/02													
<b>Regular Season Totals</b>			<b>12/6</b>	<b>15</b>	<b>150</b>	<b>10.0</b>	<b>31</b>	<b>1</b>	<b>0</b>	<b>6</b>			

### DID YOU KNOW?

The Broncos allowed only two touchdowns through their first six games of the 2006 season, marking the fewest given up by an NFL team in that span since 1934. That year, the Detroit Lions shut out their first seven opponents.

### 2003 NEW ENGLAND (14-2) RECEIVING SCORING

Date	Opponent	P/S	No.	Yds.	Avg.	LG	TD	2pt.	Pts.
Sep 7	at Buffalo	P	1	1	1.0	1	0	0	0
Sep 14	at Philadelphia*	P	1	3	3.0	3	0	0	0
Sep 21	vs. N.Y. Jets*	S	2	37	18.5	31	0	0	0
Sep 28	at Washington	S	3	54	18.0	22	0	0	0
Oct 5	vs. Tennessee*								
Oct 12	vs. NY Giants*								
Oct 19	at Miami*	S	2	9	4.5	7	0	0	0
Oct 26	vs. Cleveland*	P	7	110	15.7	38	0	0	0
Nov 3	at Denver*	S	4	39	9.8	17	1	0	6
Nov 16	vs. Dallas*	S	1	5	5.0	5	0	0	0
Nov 23	at Houston*	S	4	53	13.3	33	1	0	6
Nov 30	at Indianapolis*	S	0	0	0.0	—	0	0	0
Dec 7	vs. Miami*	S	6	24	4.0	13	0	0	0
Dec 14	vs. Jacksonville*	P	5	69	13.8	30	1	0	6
Dec 20	at N.Y. Jets*	S	1	4	4.0	4	0	0	0
Dec 27	vs. Buffalo*	P	1	1	1.0	1t	1	0	6
<b>Regular Season Totals</b>		<b>14/9</b>	<b>38</b>	<b>409</b>	<b>10.8</b>	<b>38</b>	<b>4</b>	<b>0</b>	<b>24</b>
Jan 10	vs. Tennessee*†	P	1	-1	-1.0	-1	0	0	0
Jan 18	vs. Indianapolis*#	P	0	0	0.0	—	0	0	0
Feb 1	vs. Carolina*§	S	4	46	11.5	33	0	0	0
<b>Postseason Totals</b>		<b>3/1</b>	<b>5</b>	<b>45</b>	<b>9.0</b>	<b>33</b>	<b>0</b>	<b>0</b>	<b>0</b>

†AFC Divisional Playoff Game; #AFC Championship Game; §Super Bowl XXXVIII

### 2004 NEW ENGLAND (14-2) RECEIVING SCORING

Date	Opponent	P/S	No.	Yds.	Avg.	LG	TD	2pt.	Pts.
Sep 9	vs. Indianapolis*	S	7	57	8.1	21	1	0	6
Sep 19	at Arizona*	S	2	21	10.5	19t	2	0	12
Oct 3	at Buffalo*	S	2	35	17.5	33	1	0	6
Oct 10	vs. Miami*	S	1	1	1.0	1t	1	0	6
Oct 17	vs. Seattle*	S	4	45	11.3	24	0	0	0
Oct 24	vs. N.Y. Jets*	S	2	21	10.5	15	0	0	0
Oct 31	at Pittsburgh	S	0	0	0.0	—	0	0	0
Nov 7	at St. Louis*	S	0	0	0.0	—	0	0	0
Nov 14	vs. Buffalo*	S	1	9	9.0	9	0	0	0
Nov 22	at Kansas City*	S	3	83	27.7	48	0	0	0
Nov 28	vs. Baltimore*	S	2	24	12.0	22	0	0	0
Dec 5	at Cleveland*	S	1	14	14.0	14	0	0	0
Dec 12	vs. Cincinnati*								
Dec 20	at Miami		3	24	8.0	12	1	0	6
Dec 26	at N.Y. Jets*		2	30	15.0	16t	1	0	6
Jan 2	vs. San Francisco*								
<b>Regular Season Totals</b>		<b>14/14</b>	<b>30</b>	<b>364</b>	<b>12.1</b>	<b>48</b>	<b>7</b>	<b>0</b>	<b>42</b>
Jan 16	vs. Indianapolis*†	P	1	10	10.0	10	0	0	0
Jan 23	at Pittsburgh*#	S	1	-1	-1.0	-1	0	0	0
Feb 6	vs. Philadelphia*§	S	1	7	7.0	7	0	0	0
<b>Postseason Totals</b>		<b>3/2</b>	<b>3</b>	<b>16</b>	<b>5.3</b>	<b>10</b>	<b>0</b>	<b>0</b>	<b>0</b>

†AFC Divisional Playoff Game; #AFC Championship Game; §Super Bowl XXXIX

### 2005 NEW ENGLAND (10-6) RECEIVING SCORING

Date	Opponent	P/S	No.	Yds.	Avg.	LG	TD	2pt.	Pts.
Sep 8	vs. Oakland*	S	1	17	17.0	17	0	0	0
Sep 18	at Carolina	S	1	1	1.0	1t	1	0	6
Sep 25	at Pittsburgh*	S	0	0	0.0	—	0	0	0
Oct 2	vs. San Diego	S	0	0	0.0	—	0	0	0
Oct 9	at Atlanta*	S	5	119	23.8	45t	1	0	6
Oct 16	at Denver	S	1	5	5.0	5	0	0	0
Oct 30	vs. Buffalo*	S	1	15	15.0	15	0	0	0
Nov 7	vs. Indianapolis	S	5	41	8.2	31t	1	0	6
Nov 13	at Miami*								
Nov 20	vs. New Orleans*	P	0	0	0.0	—	0	0	0
Nov 27	at Kansas City	S	2	37	18.5	22	0	0	0
Dec 4	vs. N.Y. Jets*								
Dec 11	at Buffalo*								
Dec 17	vs. Tampa Bay*	P	0	0	0.0	—	0	0	0
Dec 26	at N.Y. Jets*								
Jan 1	vs. Miami								
<b>Regular Season Totals</b>		<b>11/9</b>	<b>16</b>	<b>235</b>	<b>14.7</b>	<b>45t</b>	<b>3</b>	<b>0</b>	<b>18</b>
Jan 7	vs. Jacksonville*§	P	0	0	0.0	—	0	0	0
Jan 14	at Denver†	S	1	18	18.0	18	0	0	0
<b>Postseason Totals</b>		<b>2/1</b>	<b>1</b>	<b>18</b>	<b>18.0</b>	<b>18</b>	<b>0</b>	<b>0</b>	<b>0</b>

§AFC Wild Card Game; †AFC Divisional Playoff Game

2006 NEW ENGLAND (12-4)			RECEIVING					SCORING		
Date	Opponent	P/S	No.	Yds.	Avg.	LG	TD	2pt.	Pts.	
Sep 10	vs. Buffalo*	S	1	23	23.0	23	0	0	0	
Sep 17	at N.Y. Jets*	S	1	29	29.0	29	0	0	0	
Sep 24	vs. Denver	S	2	19	9.5	12	0	0	0	
Oct 1	at Cincinnati*	S	4	34	8.5	15	1	0	6	
Oct 8	vs. Miami*			INACTIVE (ANKLE)						
Oct 22	at Buffalo*			INACTIVE (ANKLE)						
Oct 30	at Minnesota*			INACTIVE (ANKLE)						
Nov 5	vs. Indianapolis			INACTIVE (ANKLE)						
Nov 12	vs. N.Y. Jets	S	1	6	6.0	6	0	0	0	
Nov 19	at Green Bay*	S	1	2	2.0	2	1	0	6	
Nov 26	vs. Chicago*	S	1	25	25.0	25	0	0	0	
Dec 3	vs. Detroit*	S	2	24	12.0	15	0	0	0	
Dec 10	at Miami	S	4	23	5.8	8	0	0	0	
Dec 17	vs. Houston*	S	0	0	0.0	—	0	0	0	
Dec 24	at Jacksonville*	P	3	44	14.7	19	0	0	0	
Dec 31	at Tennessee*	S	1	6	6.0	6	0	0	0	
<b>Regular Season Totals</b>			<b>12/11</b>	<b>21</b>	<b>235</b>	<b>11.2</b>	<b>29</b>	<b>2</b>	<b>0</b>	<b>12</b>
Jan 7	vs. N.Y. Jets*	S	1	1	1.0	1	1	0	6	
Jan 14	at San Diego*	P	2	38	19.0	19	0	0	0	
Jan 21	at Indianapolis*	S	1	25	25.0	25	0	0	0	
<b>Postseason Totals</b>			<b>3/2</b>	<b>4</b>	<b>64</b>	<b>16.0</b>	<b>25</b>	<b>1</b>	<b>0</b>	<b>6</b>

SAFC Wild Card Game; TAFC Divisional Playoff Game; #AFC Championship Game

2007 DENVER (7-9)			RECEIVING					SCORING		
Date	Opponent	P/S	No.	Yds.	Avg.	LG	TD	2pt.	Pts.	
Sep 9	at Buffalo*	S	3	23	23.0	23	0	0	0	
Sep 16	vs. Oakland*	S	1	9	9.9	9	0	0	0	
Sep 23	vs. Jacksonville	S	0	0	0.0	—	0	0	0	
Sep 30	at Indianapolis	S	4	35	8.8	14	0	0	0	
Oct 7	vs. San Diego	S	2	10	5.0	5	0	0	0	
Oct 21	vs. Pittsburgh*	S	1	9	9.0	9	0	0	0	
Oct 29	vs. Green Bay	S	2	20	10.0	12	0	0	0	
Nov 4	at Detroit	S	3	42	14.0	21	0	0	0	
Nov 11	at Kansas City*	S	2	20	10.0	18	1	0	6	
Nov 19	vs. Tennessee*	S	2	20	10.0	12	0	0	0	
Nov 25	at Chicago	S	0	0	0.0	—	0	0	0	
Dec 2	at Oakland	S	0	0	0.0	—	0	0	0	
Dec 9	vs. Kansas City*	S	3	55	18.3	28	1	0	6	
Dec 13	at Houston	S	1	2	2.0	2	0	0	0	
Dec 24	at San Diego	S	0	0	0.0	—	0	0	0	
Dec 30	vs. Minnesota*			INACTIVE (ANKLE)						
<b>Regular Season Totals</b>			<b>15/15</b>	<b>24</b>	<b>246</b>	<b>10.3</b>	<b>28</b>	<b>2</b>	<b>0</b>	<b>12</b>



## LOUIS GREEN

6-3 • 237 • 5TH YR. • ALCORN STATE

BORN: Sept. 23, 1979, in Vicksburg, Miss.

HIGH SCHOOL: Jefferson County High School, Fayette, Miss.

ACQUIRED: Free Agent, 2003

NFL YEAR: 5th • YEAR WITH BRONCOS: 5th

NFL GAMES PLAYED/STARTED: 52/0 • POSTSEASON: 3/0



### LINEBACKER

#### GREEN AT A GLANCE:

- A fifth-year linebacker who provides depth at the position and has developed into a reliable special-teams player with 31 career tackles on coverage units.
- Ranked second on Denver with nine special-teams stops in 2007, tying for the club lead with eight tackles on kickoff coverage and adding one tackle on punt coverage.
- Voted by his teammates as the Broncos' Ed Block Courage Award nominee in 2006, a year in which he played all 16 games and made seven special-teams tackles.
- Placed third on the Broncos with 10 special-teams stops in 2005, leading or tying for the team high in special-teams tackles in four games during the regular season.
- Made five special-teams tackles in six regular-season games in 2004 and added one special-teams stop in the Broncos' AFC Wild Card Game at Ind. (1/9/05).
- Played for NFL Europe's Amsterdam Admirals in 2003 after being out of football in 2002.
- Earned All-Southwestern Athletic Conference honors at Alcorn State University.

- Joined the Broncos as a future-contract signee on Jan. 7, 2003.
- Entered the NFL with Baltimore as a college free agent on June 3, 2002.

**CAREER TRANSACTIONS:** Signed by Baltimore as a college free agent 6/3/02; Waived by Baltimore 8/26/02; Signed by Denver to a future contract 1/7/03; Waived by Denver 8/31/03; Signed by Denver (practice squad) 11/19/03; Released by Denver 12/23/03; Signed by Denver (practice squad) 12/29/03; Waived by Denver 9/5/04; Signed by Denver (practice squad) 9/7/04; Signed by Denver (active roster) 9/11/04; Waived by Denver 9/13/04; Signed by Denver (practice squad) 9/15/04; Signed by Denver (active roster) 11/30/04.



**2007:** Green played on special teams only for Denver in all 16 games and ranked third on the club with nine tackles on coverage units... Tied for the team lead with eight tackles on kickoff coverage and added one stop on punt coverage... Contributed one special-teams tackle at Ind. (9/30)... Had two special-teams stops on *Monday Night Football* vs. Ten. (11/19) as well as at Chi. (11/25)... Posted a season-high three special-teams tackles, including one forced fumble on a kickoff return, vs. K.C. (12/9).

**2006:** Green placed sixth on the Broncos with seven special-teams stops in 16 games while forcing and recovering a fumble on coverage units... Saw limited action on defense in two games and recorded one solo tackle, the first of his career... Voted by his teammates as the club's nominee for the Ed Block Courage Award in recognition of his perseverance through the offseason passing of his mother following a long illness... Tied for the team lead with two special-teams stops vs. K.C. (9/17)... Added two special-teams tackles and saw action on defense, relieving D.J. Williams for one play, at N.E. (9/24)... Made the first defensive tackle of his career while adding two tackles and a forced fumble on special teams at Pit. (11/5)... Recovered a fumbled kickoff return at S.D. (12/10).

**2005:** Green placed third on the Broncos with 10 special-teams tackles in 14 regular-season games (0 starts)... Played a role in Denver's average starting field position being four yards better than its opponents (31.8-yd. line vs. 27.9-yd. line), and the club limited its opponents to only 10 drives started past the 50-yard line to tie for the lowest such total in the NFL... Notched a special-teams tackle in an AFC Divisional Playoff Game vs. N.E. (1/14) and saw time in the AFC Championship Game vs. Pit. (1/22)... Made one tackle on special teams vs. K.C. (9/26) before he left the game early with a hamstring injury that forced him to be inactive for the next two weeks... Led or shared the team lead in special-teams tackles three times in a five-game period beginning with his two special-teams tackles vs. N.E. (10/16)... Added one special-teams tackle at NYG (10/23) before he shared the team lead with two special-teams stops vs. Phi. (10/30) and vs. NYJ (11/20).

**2004:** Green finished the year on the Broncos' active roster after joining their 53-man unit on Nov. 30 from their practice squad in a roster opening created when cornerback Lenny Walls was placed on injured reserve... Began the season on the Broncos' practice squad, was signed to the active roster a day before the season opener and spent Sept. 15 - Nov. 29 on the practice squad... Played six regular-season games on special teams only and made five tackles on coverage units... Appeared on special teams only in Denver's AFC Wild Card Game at Ind. (1/9) and made one tackle... Was signed from the practice squad a day before the season opener vs. K.C. (9/12) and appeared on special teams only against the Chiefs to mark his first NFL action... Made his return to the active roster at S.D. (12/5) after a two-month stint on the practice squad... Brought down Chiefs returner Dante Hall at K.C. (12/19) on a kickoff return for the first special-teams tackle of his career... Set a career high with two special-teams tackles in each of the final two regular-season games for the Broncos.

**2003:** Green spent the final part of the year on Denver's practice squad... Originally signed with Denver as a free agent on Jan. 7 and was in its training camp before being waived Aug. 31... Signed to Denver's practice squad on Nov. 19, was released on Dec. 23 and later re-signed with the practice squad on Dec. 29.

**2002:** Green entered the NFL as a college free agent with Baltimore on June 3 but was released on Aug. 26 late in the preseason... Played for NFL Europe's Amsterdam Admirals in the spring of 2003.

**COLLEGE:** Green was a three-year starter at Alcorn State University, where he totaled 215 career tackles (114 solo) and earned All-Southwestern Athletic Conference honors... Finished second on the team with a career-high 88 stops as a senior... Posted a team-high seven sacks (57 yds.) that season.

**PERSONAL:** Green attended Jefferson County High School in Fayette, Miss.... Has worked with the National Youth Sports Program for the past six years... Began taking archery lessons as a hobby... Received a bachelor's degree in industrial technology from Alcorn State and plans to return to school to receive a master's degree in education administration... Grew up in Fayette, Miss.... Louis Edward Green was born on Sept. 23, 1979, in Vicksburg, Miss.

#### GREEN'S REGULAR SEASON RECORD

Year	Club	G	S	UT	A	TT	S-Yds.	I-Yds.	PD	FF	FR	TD-Int.	TD-FR	S	Pts.
2002															
2003	Denver						OUT OF FOOTBALL PRACTICE SQUAD								
2004	Denver	6	0	0	0	0	0-0	0-0	0	0	0	0	0	0	0
2005	Denver	14	0	0	0	0	0-0	0-0	0	0	0	0	0	0	0
2006	Denver	16	0	1	0	1	0-0	0-0	0	0	0	0	0	0	0
2007	Denver	16	0	0	0	0	0-0	0-0	0	0	0	0	0	0	0
<b>CAREER TOTALS</b>		<b>52</b>	<b>0</b>	<b>1</b>	<b>0</b>	<b>1</b>	<b>0-0</b>	<b>0-0</b>	<b>0</b>	<b>0</b>	<b>0</b>	<b>0</b>	<b>0</b>	<b>0</b>	<b>0</b>

**ADDITIONAL STATISTICS:** Special teams tackles — 2004 (5), 2005 (10), 2006 (7), 2007 (9), TOTAL (31). Special teams fumbles — 2006 (1 FF, 1 FR), 2007 (1 FF), TOTAL (2 FF, 1 FR).



### GREEN'S POSTSEASON RECORD

Year	Club	G	S	UT	A	TT	S-Yds.	I-Yds.	PD	FF	FR	TD-Int.	TD-FR	S	Pts.
2004	Denver	1	0	0	0	0	0-0	0-0	0	0	0	0	0	0	0
2005	Denver	2	0	0	0	0	0-0	0-0	0	0	0	0	0	0	0
<b>CAREER TOTALS</b>		<b>3</b>	<b>0</b>	<b>0</b>	<b>0</b>	<b>0</b>	<b>0-0</b>	<b>0-0</b>	<b>0</b>	<b>0</b>	<b>0</b>	<b>0</b>	<b>0</b>	<b>0</b>	<b>0</b>

**ADDITIONAL STATISTICS:** Special teams tackles — 2004 (1), 2005 (1), TOTAL (2).

### GREEN'S SINGLE GAME HIGHS

(Postseason in parentheses)

**Sacks** — None (none). **Sack yards** — None (none). **Interceptions** — None (none). **Interception return yards** — None (none).



## DARRELL HACKNEY

**6-0 • 248 • 2ND YR. • ALA.: BIRMINGHAM**

**BORN:** Aug. 7, 1983, in Atlanta  
**HIGH SCHOOL:** Douglass High School, Atlanta  
**ACQUIRED:** Free Agent, 2007  
**NFL YEAR:** 2nd • **YEAR WITH BRONCOS:** 2nd  
**NFL GAMES PLAYED/STARTED:** 0/0

4

**QUARTERBACK**

#### HACKNEY AT A GLANCE:

- A second-year quarterback who spent the final eight games of 2007 on Denver's active roster as its third quarterback after competing on its practice squad for the first half of the year.
- Participated in Cleveland's training camp as a rookie in 2006 but spent the regular season out of the NFL.
- Finished his career at the University of Alabama-Birmingham as its all-time leader in career passing yards (9,886) while totaling 71 touchdown passes in 41 career games (38 starts).
- Earned first-team All-Conference USA recognition as a senior at UAB after leading the conference in passer rating (144.5) and total offense (298.6 ypg.).
- Joined the Broncos as a future-contract signee on Jan. 1, 2007.
- Entered the NFL with Cleveland as a college free agent on May 5, 2006.

**CAREER TRANSACTIONS:** Signed by Cleveland as a college free agent 5/5/06; Waived by Cleveland 9/2/06; Signed by Denver to a future contract 1/1/07; Waived by Denver 9/1/07; Signed by Denver (practice squad) 9/2/07; Signed by Denver (active roster) 11/10/07.

**2007:** Hackney began the year on the Broncos' practice squad before he was signed to their active roster on Nov. 10... Declared inactive (third quarterback) for the eight games he appeared on Denver's active roster.


**2006:** Hackney entered the NFL with Cleveland as a college free agent on May 5 and spent his rookie season out of football after the Browns waived him on Sept. 2... Signed a future contract with Denver on Jan. 1.

**COLLEGE:** Hackney finished his collegiate career at the University of Alabama-Birmingham as its all-time leader in career passing yards (9,886)... Played 41 career games (38 starts) at UAB, completing 694-of-1,246 (55.7%) passes for 9,886 yards with 71 touchdowns and 33 interceptions... Earned first-team All-Conference USA recognition as a senior after leading the conference in passer rating (144.5) and total offense (298.6 ypg)... Led the conference in passing yards (3,070) as a junior while tying for its lead in touchdown passes (26)... Threw a 95-yard touchdown to Roddy White as a sophomore against Cincinnati with the play marking the second-longest completion in conference history... Named Conference USA Freshman-of-the-Year by *The Sporting News* in 2002.

**PERSONAL:** Hackney passed for more than 4,000 yards and 50 touchdowns in three seasons at Douglass High School in Atlanta... Received honorable mention all-state accolades from the *Atlanta Journal-Constitution* as a junior and senior... Named Atlanta City Quarterback of the Year following his final prep campaign... Earned a bachelor's degree in communication studies at UAB... Darrell Hackney was born on Aug. 7, 1983, in Atlanta.

### HACKNEY'S REGULAR SEASON RECORD

		PASSING													
Year	Club	G	S	Att.	Comp.	Pct.	Yds.	Yds./Att.	TD	%	Int.	%	LG	Sack/Yds.	Rtg.
2006		0	0	0	0	.000	0	0.0	0	0.0	0	0.0	—	0/0	00.0
2007	Denver	0	0	0	0	.000	0	0.0	0	0.0	0	0.0	—	0/0	00.0
CAREER TOTALS		0	0	0	0	.000	0	0.0	0	0.0	0	0.0	—	0/0	00.0
		RUSHING													
Year	Club	Att.	Yds.	Avg.	LG	TD	TDr	TDp	TDrt	2pt	Pts.				
2006		0	0	0.0	—	0	0	0	0	0	0				
2007	Denver	0	0	0.0	—	0	0	0	0	0	0				
CAREER TOTALS		0	0	0.0	—	0	0	0	0	0	0				
		SCORING													
Year	Club	Att.	Yds.	Avg.	LG	TD	TDr	TDp	TDrt	2pt	Pts.				
2006		0	0	0.0	—	0	0	0	0	0	0				
2007	Denver	0	0	0.0	—	0	0	0	0	0	0				
CAREER TOTALS		0	0	0.0	—	0	0	0	0	0	0				



## ANDRE HALL

**5-10 • 212 • 2ND YR. • SOUTH FLORIDA**

**BORN:** Aug. 20, 1982, in St. Petersburg, Fla.  
**HIGH SCHOOL:** Dixie Hollins High School, St. Petersburg, Fla.  
**ACQUIRED:** Free Agent, 2006  
**NFL YEAR:** 2nd • **YEAR WITH BRONCOS:** 2nd  
**NFL GAMES PLAYED/STARTED:** 10/1

23

**RUNNING BACK**

#### HALL AT A GLANCE:

- A second-year running back who ranked third on the Broncos with 760 combined yards in 2007, totaling 216 rushing yards, 69 receiving yards and 475 kickoff return yards.
- Averaged 25.0 yards on 19 kickoff returns as Denver's primary kickoff returner in 2007 with that average marking the best by a Bronco with at least that many returns in five seasons.
- Posted 167 yards from scrimmage and 181 combined yards, totals that included a career-high 98 rushing yards, in his first professional start at Chicago (11/25/07).
- Scored his first career touchdown on a 62-yard run during the Broncos' *Monday Night Football* win vs. Tennessee (11/19/07) and finished that contest with a 12.7-yard rushing average (7 carries for 89 yards).
- Spent his rookie season on Denver's practice squad in 2006 after competing in training camp with Chicago and participating in Tampa Bay's offseason program.
- Became the University of South Florida's all-time leading rusher, totaling 2,731 yards on 480 carries (5.7 avg.) in two seasons following a transfer from Georgia Military Academy.
- Joined the Broncos as a practice-squad signee on Nov. 13, 2006.
- Entered the NFL with Tampa Bay as a college free agent on May 1, 2006.

**CAREER TRANSACTIONS:** Signed by Tampa Bay as a college free agent 5/1/06; Waived by Tampa Bay 7/21/06; Signed by Chicago 8/3/06; Waived by Chicago 9/1/06; Signed by Denver (practice squad) 11/13/06.

**2007:** Hall played 10 games (1 start) for Denver, totaling 216 yards on 44 carries (4.9 avg.) with two touchdowns and two receptions for 69 yards... Recorded a longest rush of 62 yards (touchdown) and a longest reception of 65 yards... Served as the Broncos' primary kickoff returner with 19 returns for 475 yards (25.0 avg.)... 25.0-yard kickoff return average was the highest by a Bronco for a season among those with at least 19 returns since 2002 (Reuben Droughns, 25.8-yard average on 28 returns)... Ranked third on the Broncos with 760 combined yards (216 rush, 69 rec. and 475 ret.)... Added five tackles on special teams (2 on kickoff coverage and 3 on punt coverage)... Made his pro debut on special teams at Ind. (9/30)... Saw his first career action at running back on *Monday Night Football* vs. G.B. (10/29), carrying three times for 10 yards... Led the team with 89 rushing yards on seven carries (12.7 avg.), including a 62-yard touchdown that was his first career score, on *Monday Night Football* vs. Ten. (11/19)... Registered his first NFL start at Chi. (11/25), gaining 98 yards on 26 carries (3.8 avg.) with one touchdown while catching two passes for 69 yards... Suffered an ankle injury early in the game against the Bears but still totaled 167 yards from scrimmage and 181 combined yards (includes a 14-yard kickoff return) for the club's second-highest such total on the year... Had a 65-yard catch-and-run reception with 48 seconds left in the first half against the Bears, setting up a field goal, and was above the 100-yard rushing mark (107) in the fourth quarter before negative rushes dropped his total... Inactive at Oak. (12/2) due to the ankle injury.

**2006:** Hall entered the NFL as a college free agent with Tampa Bay on May 1... Waived by the Buccaneers on July 21 and signed by Chicago on Aug. 3... Waived by the Bears on Sept. 1 and was out of football before joining Denver's practice squad on Nov. 13... Finished the year on Denver's practice squad.

**COLLEGE:** In two seasons at the University of South Florida, Hall became the Bulls' all-time leading rusher with 2,731 yards on 480 carries (5.7 avg.)... Also caught 44 career passes for 470 yards (10.7 avg.) with three scores while returning 16 kickoffs for 332 yards (20.8 avg.)... Eclipsed the 100-yard rushing mark 12 times in 23 career games, including three 200-yard outings, and was chosen as a first-team All-Big East Conference selection in 2005... Set USF single-season records for rushing yards (1,374) and rushing touchdowns (13) as a senior... Played for Georgia Military Academy before attending South Florida and was a two-time National Junior College Athletic Association All-American who was tabbed the nation's top JUCO running back recruit by Rivals.com.

**PERSONAL:** Hall led Pinellas County in rushing with 1,742 yards and 26 touchdowns on 227 carries (7.7 avg.) at Dixie Hollins High School in St. Petersburg, Fla., in 2000 during his only season of high school football... Son of Carol Barthel and Captain Hall, who was an army engineer in World War II... Is the youngest of nine children... Enjoys playing chess and once defeated Pro Football Hall of Fame running back Jim Brown in a match... Majored in liberal arts at South Florida... Andre Hall was born on Aug. 20, 1982, in St. Petersburg, Fla.

### HALL'S REGULAR SEASON RECORD

Year	Club	G	S	RUSHING					RECEIVING					SCORING				
				No.	Yds.	Avg.	LG	TD	No.	Yds.	Avg.	LG	TD	TD	TDr	TDp	TDrt	2pt Pts.
2006	Denver																	
2007	Denver	10	1	44	216	4.9	62t	2	2	69	34.5	65	0	2	2	0	0	12
<b>CAREER TOTALS</b>		<b>10</b>	<b>1</b>	<b>44</b>	<b>216</b>	<b>4.9</b>	<b>62t</b>	<b>2</b>	<b>2</b>	<b>69</b>	<b>34.5</b>	<b>65</b>	<b>0</b>	<b>2</b>	<b>2</b>	<b>0</b>	<b>0</b>	<b>12</b>

#### KICKOFF RETURNS

Year	Club	No.	Yds.	Avg.	LG	TD
2006	Denver					
2007	Denver	19	475	25.0	34	0
<b>CAREER TOTALS</b>		<b>19</b>	<b>475</b>	<b>25.0</b>	<b>34</b>	<b>0</b>

**ADDITIONAL STATISTICS:** Special teams tackles — 2007 (5), TOTAL (5). Miscellaneous fumble recoveries — 2007 (2), TOTAL (2).

### HALL'S SINGLE GAME HIGHS

(Postseason in parentheses)

**Rushes** — 26 at Chicago, 11/25/07 (none). **Rushing yards** — 98 at Chicago, 11/25/07 (none). **Longest rush** — 62t vs. Tennessee, 11/19/07 (none). **Rushing touchdowns** — 1, twice, last at Chicago, 11/25/07 (none). **Receptions** — 2 at Chicago, 11/25/07 (none). **Receiving yards** — 69 at Chicago, 11/25/07 (none). **Longest reception** — 65 at Chicago, 11/25/07 (none). **Receiving touchdowns** — None (none). **Rushing yards in one quarter** — 89 (4th qtr.) vs. Tennessee, 11/19/07 (none). **Rushing yards in one half** — 89 (2nd half) vs. Tennessee, 11/19/07 (none). **Total yards** — 167 (98 rush/69 rec.) at Chicago, 11/25/07 (none). **Kick returns** — 4, three times, last at San Diego, 12/24/07 (none). **Kick return yards** — 116 at Detroit, 11/4/07 (none). **Total touchdowns** — 1 (rush), twice, last at Chicago, 11/25/07 (none).



**BEN HAMILTON**

6-4 • 290 • 8TH YR. • MINNESOTA

**BORN:** Aug. 18, 1977, in Minneapolis

**HIGH SCHOOL:** Wayzata High School, Wayzata, Minn.

**ACQUIRED:** Draft #4a (113th overall), 2001

**NFL YEAR:** 8th • **YEAR WITH BRONCOS:** 8th

**NFL GAMES PLAYED/STARTED:** 80/80 • **POSTSEASON:** 4/4

**50**



**GUARD/CENTER**

### HAMILTON AT A GLANCE:

- An eighth-year guard/center who started every possible Broncos game (regular season and postseason) from 2002-06, a total of 84 consecutive contests, before missing the 2007 season due to concussion symptoms that first occurred during training camp.
- Played every offensive snap for Denver from 2002-06 (5,407 consecutive plays).
- Helped Denver place second in the NFL in rushing yards (11,919) and rank fourth in the league in fewest sacks allowed (140) from 2002-06.
- Started all 16 games in 2006 on a Denver offensive line that cleared the way for the franchise's 11th individual 1,000-yard rushing performance in the last 12 years.
- Played a key role in the Broncos posting the second-best rushing total (2,539 yds.) in club history and advancing to the AFC Championship Game in 2005.
- Contributed to Denver setting a franchise record for fewest sacks (15) in a season in 2004.
- Helped the Broncos set a franchise record with 2,629 rushing yards in 2003.
- Gained experience with NFL Europe's Berlin Thunder in the spring of 2002.
- Regarded as one of the best centers to ever play at the University of Minnesota, earning consensus first-team All-America and first-team All-Big Ten Conference honors as a junior and senior.
- Selected by the Broncos in the fourth round (113th overall) of the 2001 NFL Draft.

**CAREER TRANSACTIONS:** Signed by Denver as a draft choice 7/10/01; Placed on injured reserve (concussion symptoms) by Denver 9/29/07.



**2007:** Hamilton did not see any game action with Denver due to concussion symptoms that first occurred during training camp... Declared inactive for the first three games of the season before he was placed on injured reserve on Sept. 29.

**2006:** Hamilton started all 16 games at left guard for Denver and was one of three Broncos to play all 1,002 offensive snaps (Cooper Carlisle and Tom Nalen)... Played on an offensive line that cleared the way for Tatum Bell's 1,025-yard rushing performance while limiting opponents to 31 sacks... Opened holes for the team's 227 rushing yards, including 136 by Mike Bell, vs. Ind. (10/29)... Helped Tatum Bell become the first visiting player in a 20-game span to eclipse 100 rushing yards at S.D. (12/10) when he gained 116 yards in that game.

**2005:** For the third consecutive season, Hamilton played every offensive snap for the Broncos to extend his streak of consecutive snaps played to 4,405... Started all 16 regular-season games and helped Denver rank second in the NFL in rushing (158.7 ypg.) with 2,539 yards, a total that was the second most in franchise history... Also contributed to an offense that allowed the third-fewest sacks (23) in the league as well as in franchise annals and one that posted a franchise-best 145 rushing first downs... Helped Denver become the third team in NFL history with two 900-yard rushers (Mike Anderson and Tatum Bell), a 1,000-yard receiver (Rod Smith) and a 3,000-yard passer (Jake Plummer) in the same season... Also started both postseason contests... Logged the 50th start and game played of his career vs. S.D. (9/18)... Helped Denver become the first team in NFL history to have two 100-yard rushers (Anderson and Bell) and a 300-yard passer (Plummer) in the same game Phi. (10/30).

**2004:** Hamilton started all 16 regular-season games at left guard and did not miss an offensive snap on a Denver line that set a franchise record by allowing only 15 sacks, shattering the previous best of 22 sacks set in 1971, to rank third in the NFL... Helped the Broncos not allow a sack in eight contests and total eight individual 100-yard rushing performances, including in six of seven games midway through the year... Key part of a Denver offense that totaled the sixth-best single-season rushing total (2,333 yds.) in club history despite season-ending injuries to its top two running backs early in the season... Cleared the way for three different Broncos (Reuben Droughns, Tatum Bell and Quentin Griffin) to rush for at least 100 yards in a game during the regular season, marking only the second time in franchise history such a feat has occurred... Started the second playoff game of his career in the Broncos' AFC Wild Card Game at Ind. (1/9)... Helped Droughns record the ninth-most rushing yards (193) in a game in club history vs. Car. (10/10)... Blocked for a Denver offense that totaled a season-high 254 yards on 51 carries (4.9 avg.) at Oak. (10/17)... Was part of franchise history vs. Atl. (10/31) in protecting Jake Plummer as he recorded the most passing yards in a single game in team history (ninth in NFL annals) with 499 yards.

**2003:** Hamilton started at left guard in all 16 regular-season games, helping the Broncos rush for a franchise-record 2,629 yards while tying for the fourth-fewest sacks allowed in team history... Started at left guard in the Broncos' AFC Wild Card Game at Ind. (1/4)... Moved to center in the fourth quarter to replace an injured Tom Nalen (right ankle) vs. Det. (9/28).

**2002:** Hamilton started all 16 games, including the final nine at center after taking over the position—replacing Tom Nalen (left ACL)—at N.E. (10/27)... Started the first seven games at left guard, making the first start of his career vs. Stl. (9/8)... Moved to center in the fourth quarter after Nalen left the game at K.C. (10/20).

**2001:** Selected by the Broncos in the fourth round (113th overall) of the 2001 NFL Draft, Hamilton was inactive for all 16 games as a rookie... Played for Berlin of NFL Europe in the spring of 2002.

**COLLEGE:** Hamilton was a four-year starter at the University of Minnesota, starting all 46 games in which he played, and was regarded as one of the best centers to ever play at the school... Earned consensus first-team All-America honors for the second consecutive year as a senior, earning the accolade from *Football News*, *The Sporting News*, American Football Coaches Association and Walter Camp... Also was a consensus first-team All-Big Ten Conference choice and a finalist for the Lombardi Award and the Outland Trophy... Named a first-team All-American (Associated Press) as a junior, becoming the first Minnesota offensive lineman since Bobby Bell in 1962 to earn first-team national honors, while also picking up first-team All-America honors from *The Sporting News*... Tabbed a first-team All-Big Ten Conference choice (coaches) and was named the team's Paul Giel Award winner, which honors the player who exhibits total unselfishness and most concern about the University of Minnesota, as a junior... Was honorable mention All-Big Ten as a freshman and sophomore after redshirting in 1996.

**PERSONAL:** Hamilton was a *USA Today* honorable mention All-American as a senior at Wayzata High School in Wayzata, Minn., and also added *Minneapolis Star Tribune* all-state, all-conference and all-Metro accolades as he helped lead his school to the 1995 Section 8AA crown... Represented the Metro team in the 1996 Minnesota High School All-Star game... Also lettered in tennis and was an honor roll student... Graduated from Minnesota with a bachelor's degree in engineering... His father, Wes, played on the offensive line at Tulsa and with the Minnesota Vikings (1976-85)... Wes was drafted by the Vikings in the third round of the 1976 NFL Draft and played 116 games with the club... Married to Jeanne and resides in Parker, Colo.... Couple has three sons: Elijah, Samuel and James... Benjamin Thomas Hamilton was born on Aug. 18, 1977, in Minneapolis.

### HAMILTON'S REGULAR SEASON RECORD

Year	Club	G	S
2001	Denver	0	0
2002	Denver	16	16
2003	Denver	16	16
2004	Denver	16	16
2005	Denver	16	16
2006	Denver	16	16
2007	Denver	0	0
<b>CAREER TOTALS</b>		<b>80</b>	<b>80</b>

**ADDITIONAL STATISTICS:** Miscellaneous tackles — 2002 (2), 2003 (1), 2004 (2), 2005 (1), 2006 (1), TOTAL (7). Recovered a fumble vs. Atlanta (10/31/04).

### HAMILTON'S POSTSEASON RECORD

Year	Club	G	S
2003	Denver	1	1
2004	Denver	1	1
2005	Denver	2	2
<b>CAREER TOTALS</b>		<b>4</b>	<b>4</b>



## RYAN HARRIS

6-5 • 300 • 2ND YR. • NOTRE DAME

BORN: March 11, 1985, in Minneapolis

HIGH SCHOOL: Cretin-Derham Hall High School, St. Paul, Minn.

ACQUIRED: Draft #3 (70th overall), 2007

NFL YEAR: 2nd • YEAR WITH BRONCOS: 2nd

NFL GAMES PLAYED/STARTED: 11/0

# 74

### TACKLE

#### HARRIS AT A GLANCE:

- A second-year tackle who appeared in 11 games for Denver as a rookie in 2007, seeing the majority of his playing time on special teams.
- Started all 45 career games played in consecutive fashion as a four-year starter at the University of Notre Dame.
- Began his time at Notre Dame at right tackle before starting his final 37 games at left tackle.
- Named Notre Dame's top offensive lineman following his senior and sophomore seasons.
- Protected the blindside of Fighting Irish passer Brady Quinn for his final three years as the quarterback finished his collegiate career setting 36 school records.
- Credited with 74 key blocks/knockdowns while starting 13 games for Notre Dame as a senior in 2006, helping the Fighting Irish earn a berth in the Sugar Bowl.
- Became just the third true freshman to start along the offensive line in Notre Dame history during the 2003 campaign as an eight-game starter that season.
- Selected by the Broncos in the third round (70th overall) of the 2007 NFL Draft.

**CAREER TRANSACTIONS:** Signed by Denver as a draft choice 7/26/07.

**2007:** Selected by the Broncos in the third round (70th overall) of the 2007 NFL Draft, Harris played primarily on special teams in 11 games (0 starts) as a rookie... Saw time in each of Denver's final 11 games... Missed most of the preseason and was declared inactive for the first five games of the season after having back surgery... Made his pro debut on *Sunday Night Football* vs. Pit. (10/21)... Saw his first offensive action at K.C. (11/11), filling in for Erik Pears at right tackle briefly in the first half... Played at left tackle in the season finale vs. Min. (12/30) when Matt Leipsis declared as an eligible receiver.

**COLLEGE:** Harris was a four-year starter at the University of Notre Dame, where he started all 45 career games played in consecutive fashion... Started his final 37 games at left tackle after beginning his career at right tackle... Named Notre Dame's top offensive lineman (Westwood One/Guardian Life Insurance Guardian of the Year Award) as a senior and sophomore... Protected the blindside of Fighting Irish passer Brady Quinn for his final three years as the quarterback finished his collegiate career setting 36 school records... Started all 13 games at left tackle as a senior, helping Notre Dame earn a berth in the Sugar Bowl and average 31.0 points along with 389.8 yards per game... Credited with 74 key blocks/knockdowns as a senior... Started all 12 games at left tackle as a junior on an offense that averaged 36.7 points and 477.3 yards per game... Became only the third true freshman in school annals to start on the offensive line as he started the final eight games at right tackle that year... Recognized as a freshman All-American by Rivals.com and was tabbed a second-team freshman All-American by *The Sporting News*.

**PERSONAL:** Harris was a *USA Today* first-team All-American as a senior at Cretin-Derham Hall High School in St. Paul, Minn.... Started for three seasons on both the offensive and defensive lines... Helped his team go 10-2 as a senior and reach the state quarterfinals... Named to the 10-member Super Prep team by the *Minneapolis Star-Tribune* that year... Did not allow a sack in either of his final two seasons, earning all-state and all-metro honors during those years... Made 46 tackles and recorded 11 sacks as a defensive tackle during his senior campaign... Played in the U.S. Army All-American game in San Antonio... Earned two varsity letters and was an all-conference selection in wrestling... Was a member of the National Honor Society and Junior ROTC while serving as student council co-president... Part of St. Paul Mayor Randy Kelly's Youth Advisory Board... Featured in MTV's "True Life" series with his episode (I Want the Perfect Body) focusing on his efforts to gain weight over the summer so he could play as a true freshman at Notre Dame... Harris' father, Kevin, played football at Wisconsin-Stout... A devout Muslim... Majored in political science and economics at Notre Dame... Ryan Emerson Wilcox Harris was born on March 11, 1985, in Minneapolis.

#### HARRIS' REGULAR SEASON RECORD

Year	Club	G	S
2007	Denver	11	0
<b>CAREER TOTALS</b>		<b>11</b>	<b>0</b>



## STEVEN HARRIS

6-5 • 305 • 2ND YR. • FLORIDA

BORN: Aug. 14, 1984, in Homestead, Fla.

HIGH SCHOOL: Coral Gables High School, Coral Gables, Fla.

ACQUIRED: College Free Agent, 2007

NFL YEAR: 2nd • YEAR WITH BRONCOS: 2nd

NFL GAMES PLAYED/STARTED: 4/0

# 68

### DEFENSIVE TACKLE

#### HARRIS AT A GLANCE:

- A second-year defensive tackle who finished his rookie year in 2007 on Denver's active roster after beginning the season on its practice squad.
- Saw time in the Broncos' final four games of the 2007 season, totaling six tackles along with one fumble recovery that he registered in his NFL debut vs. Kansas City (12/9/07).
- Joined running back Selvin Young and safety Roderick Rogers in 2007 as one of three college free agents to make the Broncos' active roster as rookies after competing in their training camp.
- Saw time in 47 career games (19 starts) in four seasons at the University of Florida, where he played on the defensive line with current Broncos Jarvis Moss and Marcus Thomas.
- Helped the Gators to victories in the Southeastern Conference Championship Game and BCS National Championship Game as a senior in 2006.
- Entered the NFL with Denver as a college free agent on May 2, 2007.

**CAREER TRANSACTIONS:** Signed by Denver as a college free agent 5/2/07; Waived by Denver 9/1/07; Signed by Denver (practice squad) 9/2/07; Signed by Denver (active roster) 12/5/07.

**2007:** Harris entered the NFL with Denver as a college free agent on May 2 and saw time in its final four games of the year as a rookie, totaling six tackles (2 solo) and one fumble recovery... Began the year on the Broncos' practice squad before he joined their active roster on Dec. 5... Made his professional debut vs. K.C. (12/9), assisting on a tackle and recovering a fumble... Ended the Chiefs' final drive of the game when he recovered quarterback Brodie Croyle's fumble forced by Josh Mallard... Added three tackles (2 solo) at Hou. (12/13) before assisting on tackles in each of the season's final two games at S.D. (12/24) and vs. Min. (12/30).

**COLLEGE:** Harris played 47 career games (19 starts) in four seasons at the University of Florida, totaling 64 tackles (38 solo), 14.5 tackles-for-losses, six sacks and four pass breakups at the defensive tackle and defensive end positions... Helped Florida to victories in the Southeastern Conference Championship Game (vs. Arkansas) and BCS National Championship Game (vs. Ohio State) as a senior, appearing in 13 games (5 starts) and totaling 14 tackles (6 solo), 1.5 sacks and two passes defended that season... Received the James Kynes Award as the Gators' most outstanding lineman as a senior... Started all 12 games at defensive end for Florida in 2005 and totaled 17 tackles (12 solo), 1.5 sacks and one pass defended... Saw the second-most playing time (468 plays) among UF defensive ends in 2004.

**PERSONAL:** Harris earned three letters, including one as a captain, in football at Coral Gables High School in Coral Gables, Fla.... Was a teammate of 49ers running back Frank Gore in high school... Did not start playing football until his sophomore year of high school... Has seven siblings... Received a bachelor's degree in recreation programming at Florida... Resides in Cocoa Beach, Fla.... Steven Harris was born on Aug. 14, 1984, in Homestead, Fla.

#### HARRIS' REGULAR SEASON RECORD

Year	Club	G	S	UT	A	TT	S-Yds.	I-Yds.	PD	FF	FR	TD-Int.	TD-FR	S	Pts.
2007	Denver	4	0	2	4	6	0-0	0-0	0	0	1	0	0	0	0
<b>CAREER TOTALS</b>		<b>4</b>	<b>0</b>	<b>2</b>	<b>4</b>	<b>6</b>	<b>0-0</b>	<b>0-0</b>	<b>0</b>	<b>0</b>	<b>1</b>	<b>0</b>	<b>0</b>	<b>0</b>	<b>0</b>

#### HARRIS' SINGLE GAME HIGHS

(Postseason in parentheses)

**Sacks** — None (none). **Sack yards** — None (none). **Interceptions** — None (none). **Interception return yards** — None (none).

#### DID YOU KNOW?

The Broncos have had at least one player selected to the Pro Bowl during each of the last 27 seasons (since 1981).





## MONTRAE HOLLAND

6-2 • 322 • 6TH YR. • FLORIDA STATE

**BORN:** May 21, 1980, in Jefferson, Texas

**HIGH SCHOOL:** Jefferson High School, Ore, Texas

**ACQUIRED:** Unrestricted Free Agent (New Orleans), 2007

**NFL YEAR:** 6th • **YEAR WITH BRONCOS:** 2nd

**NFL GAMES PLAYED/STARTED:** 68/46 • **POSTSEASON:** 0/0



GUARD

### HOLLAND AT A GLANCE:

- A sixth-year guard who enters his second season with the Broncos after spending his first four professional campaigns with New Orleans.
- Started all 16 games for the first time in his career with Denver in 2007, solidifying its right guard position and blocking for an offense that ranked fifth in the NFL in yards per rush (4.6) and ninth in rushing yards (122.3 ypg.).
- Started 30 of his 52 games played for the Saints from 2003-06.
- Contributed seven starts at right guard and three at left guard for the Saints in 2005.
- Started a career-high 13 games for the Saints in 2004, helping running back Deuce McAllister record his third consecutive 1,000-yard rushing season (1,074 yds.).
- Appeared in all 16 games with seven starts for New Orleans as a rookie in 2003, a year in which McAllister ranked fourth in the NFL with 1,641 rushing yards.
- Received All-Atlantic Coast Conference recognition in each of his three years as a starter at Florida State University, including first-team all-conference accolades as a senior.
- Joined the Broncos as an unrestricted free agent on March 5, 2007.
- Selected by New Orleans in the fourth round (102nd overall) of the 2003 NFL Draft.

**CAREER TRANSACTIONS:** Signed by New Orleans as a draft choice 7/25/03; Signed by Denver as an unrestricted free agent 3/5/07.



**2007:** Holland started all 16 games for the first time in his career during his inaugural season with Denver, opening up every contest at the right guard position... Blocked for a Broncos offense that ranked fifth in the NFL in yards per rush (4.6) and ninth in rushing yardage (122.3 ypg.)... Helped Denver become one of four clubs in the league with two 650-yard rushers (Selvin Young-729 yds., Travis Henry-691 yds.)... Started his Broncos debut and blocked for 171 rushing yards on 32 carries (5.3 avg.) at Buf. (9/9)... Part of an offensive line effort that cleared the way for a season-high 223 rushing yards on 36 carries (6.2 avg.) at Ind. (9/30)... Helped the club total 215 rushing yards on 34 carries (6.3 avg.) vs. K.C. (12/9)... Started on a line that cleared the way for 128 rushing yards on 27 carries (4.7 avg.) vs. Min. (12/30), which entered the game with the NFL's top-ranked run defense.

**2006:** Holland played eight games (0 starts) for the Saints in the regular season before being declared inactive for New Orleans' two playoff games... Dressed for the eight regular-season contests in which he did not play.

**2005:** Holland played 15 games (10 starts) for the Saints, seeing time as a starting right (7 games) and left (3 games) guard... Contributed on special teams during the first three games of the season before joining the starting lineup vs. Buf. (10/2)... Returned to the starting lineup vs. Chi. (11/6)... Started at left guard in the last three games of the year after making seven starts at right guard.

**2004:** Holland played 13 games (13 starts) at right guard for New Orleans... Suffered a torn right knee ligament at Atl. (11/28), and that injury forced him to be inactive for three games... Returned as the starting right guard for the remainder of the season, helping Deuce McAllister post his third consecutive 1,000-yard rushing effort (1,074 yds.).

**2003:** Selected by New Orleans in the fourth round (102nd overall) of the 2003 NFL Draft, Holland played all 16 games (7 starts) as a rookie... Contributed primarily on special teams during the first nine games... Started at left guard vs. Atl. (11/26) when Kendyl Jacox was hurt the week before... Filled in at left guard for four games before sliding to right guard to replace LeCharles Bentley for the last two games.

**COLLEGE:** Holland was a three-year starter at Florida State University, where he totaled 29 consecutive starts at right guard and earned All-ACC honors during each of his final three years... Started the first 10 games as a senior, earning third-team All-America recognition from *The Sporting News* and first-team All-ACC honors... Was an All-ACC second teamer and earned the team's offensive MVP award, allowing only two sacks as a junior... 13-game starter as a sophomore who did not allow a sack to earn honorable mention All-ACC honors.

**PERSONAL:** Holland was considered one of the nation's top offensive linemen at Jefferson High School in Ore, Texas, as a senior... Also competed in track and field... Enjoys working with youth football programs in the off-season... Married to Janette, and the couple has two daughters, Jasmine and Taylor... Earned a bachelor's degree in criminology from Florida State... Montrae Rondrell Holland was born on May 21, 1980, in Jefferson, Texas.

### HOLLAND'S REGULAR SEASON RECORD

Year	Club	G	S
2003	New Orleans	16	7
2004	New Orleans	13	13
2005	New Orleans	15	10
2006	New Orleans	8	0
2007	Denver	16	16
<b>CAREER TOTALS</b>		<b>68</b>	<b>46</b>
<b>BRONCOS TOTALS</b>		<b>16</b>	<b>16</b>

**ADDITIONAL STATISTICS:** Miscellaneous tackles — 2003 (3), 2004 (2), 2005 (4), 2007 (3), TOTAL (12). Fumble recoveries — 2005 (1), TOTAL (1). Forced fumbles — 2003 (1), TOTAL (1).

### HOLLAND'S POSTSEASON RECORD

Year	Club	G	S
2006	New Orleans	0	0
<b>CAREER TOTALS</b>		<b>0</b>	<b>0</b>



## DARRELL JACKSON

5-11 • 210 • 9TH YR. • FLORIDA

**BORN:** Dec 6, 1978, in Dayton, Ohio

**HIGH SCHOOL:** Tampa Catholic High School, Tampa, Fla.

**ACQUIRED:** Free Agent, 2008

**NFL YEAR:** 9th • **YEAR WITH BRONCOS:** 1st

**NFL GAMES PLAYED/STARTED:** 111/105 • **POSTSEASON:** 7/6



WIDE RECEIVER

### JACKSON AT A GLANCE:

- A ninth-year wide receiver and first-year Bronco who owns three 1,000-yard receiving seasons along with 21 100-yard receiving games for his NFL career.
- Posted 50 touchdown receptions since entering the NFL in 2000, a total that ranks ninth in the league during that time, and has eight multiple-touchdown games for his career.

- Caught at least one pass in 115 of the 118 career games (including postseason) he has played with San Francisco (2007) and Seattle (2000-06).

- Finished his seven-year career with the Seahawks ranked second in club history in receiving touchdowns (47), third in receiving yards (6,445) and fourth in receptions (441).

- Appeared in seven career postseason games (6 starts) and tied a Super Bowl record for most receptions in a first quarter (5-50 yds.) in the Seahawks' Super Bowl XL contest against Pittsburgh during the 2005 season.

- Caught 46 passes for 497 yards (10.8 avg.) with three touchdowns as a 15-game starter for the 49ers in 2007 after joining the club in a trade from Seattle during the offseason.

- Recorded back-to-back 1,000-yard receiving seasons with Seattle from 2003-04 en route to ranking seventh in the NFL in receiving yards (2,336) during that two-year period.

- Set a Seattle single-season record for receptions (87) in 2004 and tied for third in the league in touchdown receptions (10) with the club in 2006.

- Led the University of Florida with 69 receptions for 1,156 yards (16.8 avg.) as an 11-game starter during his junior year.

- Joined the Broncos as a free agent on April 17, 2008.

- Selected by Seattle in the third round (80th overall) of the 2000 NFL Draft.

**CAREER TRANSACTIONS:** Signed by Seattle as a draft choice 7/20/00; Traded to San Francisco 4/29/07; Released by San Francisco 3/17/08; Signed by Denver 4/17/08.



**2007:** Jackson, acquired by San Francisco from Seattle on April 29 in exchange for a 2007 fourth-round pick, started all 15 games played for the 49ers and totaled 46 receptions for 497 yards (10.8 avg.) with three touchdowns... Caught his first touchdown as a 49er at NYG (10/21) but suffered a quadriceps injury against the Giants that forced him to be declared inactive vs. N.O. (10/28)... Posted season highs in receptions (8) and receiving yards (86) vs. Cin. (12/15)... Hauled in his third touchdown of the season and 50th of his career at Cle. (12/30).

## TOUCHDOWN TARGET

### MOST TOUCHDOWN RECEPTIONS, NFL, 2000-2007

Player	Team	Gms.	Rec.	Yds.	Avg.	TDs
1. Terrell Owens	Dal./Phi./S.F.	111	660	9,763	14.8	99
2. Randy Moss	N.E./Oak/Min.	122	625	9,467	15.1	96
3. Marvin Harrison	Indianapolis	115	731	9,803	13.4	90
4. Torry Holt	St. Louis	126	753	1,1076	14.7	65
5. Hines Ward	Pittsburgh	122	643	7,853	12.2	58
6. Plaxico Burress	NYG/Pit.	118	470	7,391	15.7	51
Tony Gonzalez	Kansas City	127	652	8,044	12.3	51
Joe Horn	Atl./N.O.	114	550	7,865	14.3	51
9. Darrell Jackson	S.F./Sea.	111	487	6,942	14.3	50
10. Chad Johnson	Cincinnati	108	559	8,365	15.0	49

**2006:** Jackson set a career high with 10 touchdown receptions while leading the Seahawks with 63 receptions for 956 yards (15.2 avg.) in 13 games (13 starts)... Missed the last three regular-season games with a toe injury... Led the NFL in receiving touchdowns for most of the year until the injury and finished tied for third in the league in that category... Played both postseason games and had four catches for 49 yards in an NFC Divisional Playoff Game at Chi. (1/14)... Caught at least five passes in each of the season's first four games, including a 127-yard, one-touchdown effort vs. Ari. (9/17) and a two-touchdown performance vs. NYG (9/24)... Had a 42-yard score at Stl. (10/15) among four catches for 94 yards... Recorded his second 100-yard game of the season with 136 yards on seven catches, including a 72-yard touchdown, vs. Min. (10/22)... Had six catches for 91 yards at Den. (12/3)... Caught his 10th touchdown pass of the year at Ari. (12/10) and left the game on the final drive with a toe injury.

**2005:** Jackson missed 10 games (Gms. 5-13, 16) due to a knee injury and totaled 38 receptions for 482 yards (12.7 avg.) with three touchdowns in six games (6 starts) for Seattle... Recorded 29 receptions for 376 yards (13.0 avg.) with three touchdowns and two 100-yard games through the season's first four games... Started all three postseason games to help Seattle reach Super Bowl XL by totaling 20 catches for 268 yards (13.4 avg.) with two touchdowns... Led the team with nine catches in an NFC Divisional Playoff Game vs. Was. (1/14) for a club postseason record 143 yards... Tied a Super Bowl record for most receptions (5-50) in the first quarter in Super Bowl XL vs. Pit. (2/5)... Had a season-high 131 yards on eight catches vs. Atl. (9/18) and followed that up with eight grabs for 125 yards vs. Ari. (9/25) for his 18th career 100-yard game... Inactive for nine consecutive games with a knee injury before returning at Ten. (12/18) and posting a team-high six grabs for 72 yards with his third touchdown, which proved to be the game-winning score.

**2004:** Jackson started all 16 games for the third time in his career, setting a Seahawks single-season record with a career-high 87 receptions for a personal-best 1,199 receiving yards (13.8 avg.) with seven touchdowns... Ranked 11th in the NFL in receptions and 12th in receiving yards... Finished with six 100-yard receiving games (5 reg. season, 1 postseason)... Also had three games with at least 90 receiving yards... Set a club record for catches in a postseason game with 12 grabs for 128 yards with one touchdown in an NFC Wild Card Game vs. Stl. (1/8)... Moved into fourth place on Seattle's all-time receptions list with eight catches at Ari. (10/24) and into third place on Seattle's all-time receiving yards list with 114 yards at S.F. (11/7)... Named NFC Offensive Player of the Week 14 at Min. (12/12) when he posted a career-high 10 catches for 135 yards with one touchdown after learning of his father's (Joe) passing earlier that morning (cancer)... Scored his first touchdown of the year vs. Stl. (10/10) on a season-long 56-yard catch... Registered his first 100-yard game of the year at Ari. (10/24) with 109 yards on eight catches and touchdown... Tallied 114 receiving yards and a season-high two touchdowns on five receptions at S.F. (11/7)... Caught a season-high 10 passes for 135 yards (13.5 avg.) at Min. (12/12).

**2003:** Jackson started all 16 games for Seattle, recording 68 receptions for 1,137 yards (16.7 avg.) with nine touchdowns... Placed second in the NFL (min. 50 rec.) in yards per reception average (16.7)... Ranked sixth in the NFL in receiving yards while placing fourth in the conference in receiving touchdowns... Pulled in five catches for 58 yards in an NFC Wild Card Game at G.B. (1/4)... Posted two touchdown receptions, including a 66-yarder, in a 133-yard receiving effort at Ari. (9/14)... Had consecutive two-touchdown, 100-yard receiving games at Bal. (11/23) and vs. Cle. (11/30)... Scored on a career-long 80-yard touchdown reception against the Ravens that marked the fourth-longest catch in Seahawks history... Led Seattle in receiving for the fourth week in a row at Stl. (12/14) with six catches for 99 yards with one score... Sprained his ankle in the first quarter vs. Ari. (12/21).

**2002:** Jackson played 13 games (13 starts) for the Seahawks and finished the year with 62 receptions for 877 yards (14.1 avg.) with four touchdowns... Missed three games (Gms. 8-10) with a concussion suffered at Dal. (10/27)... Recorded the first 10-catch game of his career with 10 grabs vs. Ari. (9/15), setting a career high with 174 receiving yards that marked the fourth-highest single-game total in club history... Posted two receiving touchdowns and 114 receiving yards on seven catches at S.F. (12/1)... Registered seven catches for 99 yards at Atl. (12/15) and handled punt return duties for the first time in his career in place of Bobby Engram (toe), returning four for 32 yards with a 14-yard long... Ended the year with five catches for 90 yards with one score at S.D. (12/29).

**2001:** Jackson recorded the first 1,000-yard receiving season of his career, leading the Seahawks in receiving yards (1,081), receptions (70) and receiving touchdowns (8)... Receiving yardage total was the seventh highest in club history and the highest by a Seahawk since 1994 (Brian Blades, 1,086 yds.)... Ranked third in the AFC with a 15.4-yard reception average and was seventh in the conference with 24 third-down catches... Posted the first 100-yard receiving game of his career at Oak. (9/30) with five receptions for 125 yards... Caught one touch-

down in three consecutive games, including his 121-yard effort on five receptions vs. Mia. (10/28) and his 102-yard outing on a season-high seven catches vs. Oak. (11/11)... Had his final 100-yard game of the year at S.D. (12/30) with 114 yards on five catches with touchdown receptions of 43 and 48 yards... Recorded two touchdown catches vs. K.C. (1/6).

**2000:** Selected by Seattle in the third round (80th overall) of the 2000 NFL Draft, Jackson started 10 games and played all 16 to become the first rookie to start at wide receiver for the Seahawks since 1995 (Joey Galloway)... Led all NFL rookies in receptions (53), receiving yards (713) and receiving touchdowns (6 - team high) to earn a spot on the all-rookie teams as chosen by *Pro Football Weekly* and *Football News*... Was the only receiver on the Seahawks to catch at least one pass in all 16 games... Caught two passes for 15 yards in his NFL debut at Mia. (9/3)... Earned a starting role vs. Stl. (9/10) and caught two passes for 42 yards, including his first career touchdown (34 yds.)... Led the team with five catches for 59 yards vs. N.O. (9/17)... Had a 68-yard touchdown reception at S.D. (9/24)... Recorded 98 yards on five receptions, including a 71-yarder, with one score at Atl. (12/3).

**COLLEGE:** Jackson was a three-year letterman and one-year starter at the University of Florida, where he totaled 97 career receptions for 1,501 yards (15.5 avg.) with 14 touchdowns... Started 11 games as a junior and led the Gators with 69 receptions for 1,156 yards (16.8 avg.)... Tied a school record with six consecutive 100-yard games... Played every game with one start as a sophomore and finished that year with 26 receptions for 292 yards (11.2 avg.) with four touchdowns.

**PERSONAL:** Jackson was a two-time all-state wide receiver at Tampa Catholic High in Tampa, Fla., where he earned various All-America honors... Set a national prep record by averaging 24.1 yards on 191 career receptions for 4,594 yards with 50 touchdowns... Also set a national record by averaging 160.5 yards per game as a junior... Caught 156 passes for 3,913 yards (25.1 avg.) with 46 touchdowns in his final two years... Had 67 catches for 1,826 yards (27.3 avg.) with 18 touchdowns as a senior... Posted 89 receptions for 2,087 yards (23.4 avg.) with 28 touchdowns as a junior, setting a national record for yards per reception average in a season... Named a McDonald's All-American (honorable mention) as a basketball player... Finished high school with a 3.64 grade point average and was named to the Southeastern Conference Academic honor roll as a freshman and sophomore... Majored in business administration and sports management at Florida... One of eight siblings... Darrell Jackson was born on Dec. 6, 1978, in Dayton, Ohio.

## JACKSON'S REGULAR SEASON RECORD

Year	Club	RECEIVING						RUSHING				SCORING			
		G	S	No.	Yds.	Avg.	LG	TD	No.	Yds.	Avg.	LG	TD	TDp	TDrt
2000	Seattle	16	10	53	713	13.5	71	6	1	-1	-1	-1	0	6	0
2001	Seattle	16	16	70	1,081	15.4	64	8	1	9	9	9	0	8	0
2002	Seattle	13	13	62	877	14.1	48	4	3	3	3	3	0	4	0
2003	Seattle	16	16	68	1,137	16.7	80t	9	0	0	0	0	0	9	0
2004	Seattle	16	16	87	1,199	13.8	56t	7	0	0	0	0	0	7	0
2005	Seattle	6	6	38	482	12.7	48	3	1	7	7	7	0	3	0
2006	Seattle	13	13	63	956	15.2	72t	10	0	0	0	0	0	10	0
2007	San Fran.	15	15	46	497	10.8	34	3	0	0	0	0	0	3	0
<b>CAREER TOTALS</b>		<b>111</b>	<b>105</b>	<b>487</b>	<b>6,942</b>	<b>14.3</b>	<b>80t</b>	<b>50</b>	<b>6</b>	<b>18</b>	<b>3</b>	<b>9</b>	<b>0</b>	<b>50</b>	<b>0</b>

**ADDITIONAL STATISTICS:** Miscellaneous tackles — 2000 (6), 2001 (3), 2002 (1), 2003 (1), 2004 (1), 2006 (5), 2007 (1), TOTAL (18). Fumbles — 2000 (1 FR), 2007 (2 FR), TOTAL (3 FR). Punt returns — 2002 (4 for 32 yds., 8.0 avg., 14 LG), TOTAL (4 for 32 yds., 8.0 avg., 14 LG).

## JACKSON'S POSTSEASON RECORD

Year	Club	RECEIVING						SCORING			
		G	S	No.	Yds.	Avg.	LG	TD	TDp	TDrt	2ptPts.
2003	Seattle	1	1	5	58	11.6	25	0	0	0	0
2004	Seattle	1	1	12	128	10.7	23t	1	1	0	0
2005	Seattle	3	3	20	268	13.4	37	2	2	2	0
2006	Seattle	2	1	4	49	12.3	24	0	0	0	0
<b>CAREER TOTAL</b>		<b>7</b>	<b>6</b>	<b>41</b>	<b>503</b>	<b>12.3</b>	<b>37</b>	<b>3</b>	<b>3</b>	<b>0</b>	<b>18</b>

**ADDITIONAL STATISTICS:** Miscellaneous tackles — 2004 (1), TOTAL (1).

## JACKSON'S SINGLE GAME HIGHS

(Postseason in parentheses)

**Receptions** — 10, twice, last at Minnesota, 12/12/04 (12 vs. St. Louis, 1/8/05). **Receiving yards** — 174 vs. Arizona, 9/15/02 (143 vs. Washington, 1/14/06). **Longest reception** — 80t at Baltimore, 11/23/03 (37 vs. Washington, 1/14/06). **Receiving touchdowns** — 2, eight times, last vs. N.Y. Giants, 9/24/06 (1, three times, last vs. Carolina, 1/22/06). **Rushes** — 2 at N.Y. Giants, 9/22/02 (none). **Rushing yards** — 9 at Buffalo, 11/18/01 (none). **Longest rush** — 9 at Buffalo, 11/18/01 (none).

## DID YOU KNOW?

Running back Terrell Davis finished his NFL career (1995-2002) with the Broncos averaging 97.5 rushing yards per game in the regular season, marking the third-highest such total in NFL history among players who have appeared in at least 75 games. Only Pro Football Hall of Fame members Jim Brown (104.3 ypg.) and Barry Sanders (99.8 ypg.) averaged more rushing yards per game than Davis.

## JACKSON'S 100-YARD RECEIVING GAMES (21: INCLUDES 1 POSTSEASON)

\*denotes win (Jackson's teams are 11-10, including postseason, when he records 100 or more yards receiving in a game.)

Date	Opponent	Rec.	Yds.	Avg.	LG	TD
9/30/01	at Oakland	5	125	25.0	54	0
10/28/01	vs. Miami	5	121	24.2	64	1
11/11/01	vs. Oakland*	7	102	14.6	31	1
12/9/01	at Denver	4	104	26.0	39	1
12/30/01	at San Diego*	5	114	22.8	48t	2
9/15/02	vs. Arizona	10	174	17.4	48	0
12/1/02	at San Francisco	7	114	16.3	37	2
9/14/03	at Arizona*	3	133	44.3	66t	2
11/23/03	at Baltimore	7	146	20.9	80t	2
11/30/03	vs. Cleveland*	8	102	12.8	26t	2
10/24/04	at Arizona	8	109	13.6	30	1
11/7/04	at San Francisco*	5	114	22.8	39t	2
12/6/04	vs. Dallas	9	113	12.6	35	1
12/12/04	at Minnesota*	10	135	13.5	37	1
12/26/04	vs. Arizona*	6	101	16.8	53	0
1/8/05	vs. St. Louis	12	128	10.7	23t	1
9/18/05	vs. Atlanta*	8	131	16.4	41	0
9/25/05	vs. Arizona*	8	125	15.6	48	0
1/14/06	vs. Washington*	9	143	15.0	37	1
9/17/06	vs. Arizona*	5	127	25.4	49	1
10/22/06	vs. Minnesota	7	136	19.4	72t	1

NFC Wild Card Game

NFC Divisional Game

## JACKSON'S REGULAR SEASON TOP FIVE

### RECEIVING YARDS

174—vs. Arizona, 9/15/02 (10 rec.)  
 146—at Baltimore 11/23/03 (7 rec., 2TD)  
 136—vs. Minnesota, 10/22/06 (7 rec., TD)  
 135—at Minnesota, 12/12/04 (10 rec., TD)  
 133—at Arizona, 9/14/03 (3 rec., 2TD)

### RECEPTIONS

10—at Minnesota, 12/12/04 (135 yds., TD)  
 10—vs. Arizona, 9/15/02 (174 yds.)  
 9—vs. Dallas, 12/6/04 (113 yds., TD)  
 8—vs. Cincinnati, 12/15/07 (86 yds.)  
 8—vs. Arizona, 9/25/05 (125 yds.)  
 8—vs. Atlanta, 9/18/05 (131 yds.)  
 8—at Arizona, 10/24/04 (109 yds., TD)  
 8—vs. Cleveland, 11/30/03 (102 yds., 2TD)

### RECEIVING TOUCHDOWNS

2—vs. N.Y. Giants, 9/24/06 (7 rec., 57 yds.)  
 2—at San Francisco, 11/7/04 (5 rec., 114 yds.)  
 2—vs. Cleveland, 11/30/03 (8 rec., 102 yds.)  
 2—at Baltimore, 11/23/03 (7 rec., 146 yds.)  
 2—at Arizona, 9/14/03 (3 rec., 133 yds.)  
 2—at San Francisco, 12/1/02 (7 rec., 114 yds.)  
 2—vs. Kansas City, 1/6/02 (6 rec., 71 yds.)  
 2—at San Diego, 12/30/01 (5 rec., 114 yds.)

### LONGEST RECEPTIONS

80t—at Baltimore, 11/23/03 (7-146, 2TD)  
 72t—vs. Minnesota, 10/22/06 (7-136, TD)  
 71—at Atlanta, 12/3/00 (5-98, TD)  
 68t—at San Diego, 9/24/00 (1-68, TD)  
 66t—at Arizona, 9/14/03 (3-133, 2TD)

## DARRELL JACKSON'S CAREER GAME-BY-GAME

(victories asterisked)

2000 SEATTLE (6-10)		RECEIVING					SCORING	
Date	Opponent	P/S	No.	Yds.	Avg.	LG	TD	2pt. Pts.
Sep 3	at Miami	P	2	15	7.5	9	0	0 0
Sep 10	vs. St. Louis	S	2	42	21.0	34t	1	0 6
Sep 17	vs. New Orleans*	S	5	59	11.8	25	0	0 0
Sep 24	at San Diego*	S	1	68	68.0	68t	1	0 6
Oct 2	at Kansas City	S	4	51	12.8	23	0	0 0
Oct 8	at Carolina	S	6	45	7.5	13	0	0 0
Oct 15	vs. Indianapolis	S	6	66	11.0	23	1	0 6
Oct 22	at Oakland	S	4	26	6.5	9	0	0 0
Oct 29	vs. Kansas City	S	2	17	8.5	10	0	0 0
Nov 5	vs. San Diego*	P	2	27	13.5	18	0	0 0
Nov 12	at Jacksonville*	P	1	12	12.0	12	0	0 0
Nov 26	vs. Denver	P	1	19	19.0	19	0	0 0
Dec 3	at Atlanta*	P	5	98	19.6	71	1	0 6
Dec 10	at Denver	S	5	76	15.2	37	1	0 6
Dec 16	vs. Oakland*	S	4	52	13.0	20	1	0 6
Dec 23	vs. Buffalo	P	3	40	13.3	16	0	0 0
Regular Season Totals		16/10	53	713	13.5	71	6	0 36

## DID YOU KNOW?

Since the 1970 NFL merger, the Broncos are 71-15 (.826) when not committing a turnover in the regular season.

2001 SEATTLE (9-7)		RECEIVING					SCORING	
Date	Opponent	P/S	No.	Yds.	Avg.	LG	TD	2pt. Pts.
Sep 9	at Cleveland*	S	5	17	3.4	7	0	0 0
Sep 23	vs. Philadelphia	S	2	9	4.5	8	0	0 0
Sep 30	at Oakland	S	5	125	25.0	54	0	0 0
Oct 7	vs. Jacksonville*	S	4	48	16.0	24	0	0 0
Oct 14	vs. Denver*	S	3	38	9.5	20	0	0 0
Oct 28	vs. Miami	S	5	121	24.2	64	1	0 6
Nov 4	at Washington	S	1	46	46.0	46t	1	0 6
Nov 11	vs. Oakland*	S	7	102	14.6	31	0	0 6
Nov 18	at Buffalo*	S	4	39	9.8	13	0	0 0
Nov 25	at Kansas City	S	5	61	12.2	22	0	0 0
Dec 2	vs. San Diego*	S	6	76	12.7	45	0	0 0
Dec 9	at Denver	S	4	104	26.0	39	1	0 6
Dec 16	vs. Dallas*	S	4	85	21.3	27	0	0 0
Dec 23	at N.Y. Giants	S	4	25	6.3	10	0	0 0
Dec 30	at San Diego*	S	5	114	22.8	48t	2	0 12
Jan 6	vs. Kansas City*	S	6	71	11.8	21	2	0 12
Regular Season Totals		16/16	70	1,081	15.4	64	8	0 48

2002 SEATTLE (7-9)		RECEIVING					SCORING	
Date	Opponent	S/P	No.	Yds.	Avg.	LG	TD	2pt. Pts.
Sep 8	at Oakland	S	3	7	2.3	7	0	0 0
Sep 15	vs. Arizona	S	10	174	17.4	48	0	0 0
Sep 22	at N.Y. Giants	S	7	54	7.7	14	0	0 0
Sep 29	vs. Minnesota*	S	3	47	15.7	26	0	0 0
Oct 14	vs. San Francisco	S	5	53	10.6	19	0	0 0
Oct 20	at St. Louis	S	0	0	0.0	—	0	0 0
Oct 27	at Dallas*	S	2	42	21.0	34	0	0 0
Nov 3	vs. Washington	S						
Nov 10	at Arizona*	S						
Nov 17	vs. Denver	S						
Nov 24	vs. Kansas City*	S	6	92	15.3	29	0	0 0
Dec 1	at San Francisco	S	7	114	16.3	37	2	0 12
Dec 8	vs. Philadelphia	S	3	34	11.3	19	0	0 0
Dec 15	at Atlanta*	S	7	99	14.1	30	0	0 0
Dec 22	vs. St. Louis*	S	4	71	17.8	38t	1	0 6
Dec 29	at San Diego*	S	5	90	18.0	41	1	0 0
Regular Season Totals		13/13	62	877	14.1	48	4	0 24

2003 SEATTLE (10-6)		RECEIVING					SCORING	
Date	Opponent	P/S	No.	Yds.	Avg.	LG	TD	2pt. Pts.
Sep 7	vs. New Orleans*	S	3	53	17.7	29	0	0 0
Sep 14	at Arizona*	S	3	133	44.3	66t	2	0 12
Sep 21	vs. St. Louis*	S	2	50	25.0	35	1	0 6
Oct 5	at Green Bay	S	4	58	14.5	20	0	0 0
Oct 12	vs. San Francisco*	S	5	55	11.0	23	0	0 0
Oct 19	vs. Chicago*	S	2	31	15.5	21	0	0 0
Oct 26	at Cincinnati	S	6	98	16.3	29	0	0 0
Nov 2	vs. Pittsburgh*	S	5	85	17.0	43	1	0 6
Nov 9	at Washington	S	4	41	10.3	14	0	0 0
Nov 16	vs. Detroit*	S	4	56	14.0	26	0	0 0
Nov 23	at Baltimore	S	7	146	20.9	80t	2	0 12
Nov 30	vs. Cleveland*	S	8	102	12.8	26t	2	0 12
Dec 7	at Minnesota	S	5	76	15.2	22	0	0 0
Dec 14	at St. Louis	S	6	99	16.5	27	1	0 6
Dec 21	vs. Arizona*	S	0	0	0.0	—	0	0 0
Dec 27	at San Francisco*	S	4	54	13.5	19	0	0 0
Regular Season Totals		16/16	68	1,137	16.7	80t	9	0 54
Jan 4	at Green Bay†	S	5	58	11.6	25	0	0 0
Postseason Totals		1/1	5	58	11.6	25	0	0 0

†NFC Wild Card Playoff Game

2004 SEATTLE (9-7)		RECEIVING					SCORING	
Date	Opponent	P/S	No.	Yds.	Avg.	LG	TD	2pt. Pts.
Sep 12	at New Orleans*	S	7	98	14.0	37	0	0 0
Sep 19	at Tampa Bay*	S	5	50	10.0	16	0	0 0
Sep 26	vs. San Francisco*	S	7	97	13.9	25	0	0 0
Oct 10	vs. St. Louis	S	5	91	18.2	56t	1	0 6
Oct 17	at New England	S	2	40	20.0	37	0	0 0
Oct 24	at Arizona	S	8	109	13.6	30	1	0 6
Oct 31	vs. Carolina*	S	6	71	11.8	22	0	0 0
Nov 7	at San Francisco*	S	5	114	22.8	39t	2	0 12
Nov 14	at St. Louis	S	3	33	11.0	13	0	0 0
Nov 21	vs. Miami*	S	3	39	13.0	17	0	0 0
Nov 28	vs. Buffalo	S	4	45	11.3	16	0	0 0
Dec 6	vs. Dallas	S	9	113	12.6	35	1	1 8
Dec 12	at Minnesota*	S	10	135	13.5	37	1	0 6
Dec 19	at N.Y. Jets	S	4	45	11.3	18	0	0 0
Dec 26	vs. Arizona*	S	6	101	16.8	53	0	0 0
Jan 2	vs. Atlanta*	S	3	18	6.0	8	1	0 6
Regular Season Totals		16/16	87	1,199	13.8	56t	7	1 44
Jan 8	vs. St. Louis†	S	12	128	10.7	23t	1	0 6
Postseason Totals		1/1	12	128	10.7	23t	1	0 6

†NFC Wild Card Playoff Game



2005 SEATTLE (13-3)									
Date	Opponent	P/S	No.	Yds.	Avg.	LG	TD	2pt.	Pts.
Sep 11	at Jacksonville	S	6	65	10.8	18	1	0	6
Sep 18	vs. Atlanta*	S	8	131	16.4	41	0	0	0
Sep 25	vs. Arizona*	S	8	125	15.6	48	0	0	0
Oct 2	at Washington	S	7	55	7.9	16	1	0	6
Oct 9	at St. Louis*								
Oct 16	vs. Houston*								
Oct 23	vs. Dallas*								
Nov 6	at Arizona*								
Nov 13	vs. St. Louis*								
Nov 20	at San Francisco*								
Nov 27	vs. N.Y. Giants*								
Dec 5	at Philadelphia*								
Dec 11	vs. San Francisco*								
Dec 18	at Tennessee*	S	6	72	12.0	23	1	0	6
Dec 24	vs. Indianapolis*	S	3	34	11.3	17	0	0	0
Jan 1	at Green Bay								
<b>Regular Season Totals</b>									
Jan 14	vs. Washington* &	S	9	143	15.9	37	1	0	6
Jan 22	vs. Carolina* <sup>#</sup>	S	6	75	12.5	20t	1	0	6
Feb 5	vs. Pittsburgh <sup>\$</sup>	S	5	50	10.0	20	0	0	0
<b>Postseason Totals</b>									
		3/3	20	268	13.4	37	2	0	12

\*NFC Divisional Playoff Game; <sup>#</sup>NFC Championship Game; <sup>\$</sup>Super Bowl XL


2006 SEATTLE (9-7)									
Date	Opponent	P/S	No.	Yds.	Avg.	LG	TD	2pt.	Pts.
Sep 10	at Detroit*	S	5	47	9.4	13	0	0	0
Sep 17	vs. Arizona*	S	5	127	25.4	49t	1	0	6
Sep 24	vs. N.Y. Giants*	S	7	57	8.1	13	2	0	12
Oct 1	at Chicago	S	5	62	12.4	22	0	0	0
Oct 15	at St. Louis*	S	4	94	23.5	42t	1	0	6
Oct 22	vs. Minnesota*	S	7	136	19.4	72t	1	0	6
Oct 29	at Kansas City	S	3	64	21.3	49t	1	0	6
Nov 6	vs. Oakland*	S	5	36	7.2	17	0	0	0
Nov 12	vs. St. Louis*	S	5	85	17.0	30	1	0	6
Nov 19	at San Francisco	S	4	77	19.3	41t	1	0	6
Nov 27	vs. Green Bay*	S	2	20	10.0	16	1	0	6
Dec 3	at Denver*	S	6	91	15.2	33	0	0	0
Dec 10	at Arizona	S	5	60	12.0	23	1	0	6
Dec 14	vs. San Francisco								
Dec 24	vs. San Diego								
Dec 31	at Tampa Bay*								
<b>Regular Season Totals</b>									
Jan 6	vs. Dallas* <sup>†</sup>	P	0	0	0.0	—	0	0	0
Jan 14	at Chicago <sup>&amp;</sup>	S	4	49	12.3	24	0	0	0
<b>Postseason Totals</b>									
		2/1	4	49	12.3	24	0	0	0

<sup>†</sup>NFC Wild Card Playoff Game; <sup>&</sup>NFC Divisional Playoff Game

2007 SAN FRANCISCO (5-11)									
Date	Opponent	P/S	No.	Yds.	Avg.	LG	TD	2pt.	Pts.
Sep 10	vs. Arizona*	S	4	36	9.0	16	0	0	0
Sep 16	at St. Louis*	S	3	61	20.3	34	0	0	0
Sep 23	at Pittsburgh	S	4	69	17.3	20	0	0	0
Sep 30	vs. Seattle	S	3	38	12.7	20	0	0	0
Oct 7	vs. Baltimore	S	2	6	3.0	3	0	0	0
Oct 21	at N.Y. Giants	S	2	6	3.0	5	1	0	6
Oct 28	vs. New Orleans								
Nov 4	at Atlanta	S	2	21	10.5	12	0	0	0
Nov 12	at Seattle	S	1	4	4.0	4	0	0	0
Nov 18	vs. St. Louis	S	2	36	18.0	29	0	0	0
Nov 25	at Arizona*	S	5	43	8.6	10	0	0	0
Dec 2	at Carolina	S	1	12	12.0	12	0	0	0
Dec 9	vs. Minnesota	S	4	24	6.0	11	0	0	0
Dec 15	vs. Cincinnati*	S	8	86	10.8	19	0	0	0
Dec 23	vs. Tampa Bay*	S	2	27	13.5	21t	1	0	6
Dec 30	at Cleveland	S	3	28	9.3	14	1	0	6
<b>Regular Season Totals</b>									
		15/15	46	497	10.8	34	3	0	18

### DID YOU KNOW?

The Broncos have given up the third-fewest sacks (126) in the NFL since 2003 and set a club single-season record by allowing only 15 quarterback takedowns during the 2004 season.




## NATE JACKSON

6-3 • 235 • 6TH YR. • MENLO COLLEGE

**BORN:** June 4, 1979, in San Jose, Calif.  
**HIGH SCHOOL:** Pioneer High School, San Jose, Calif.  
**ACQUIRED:** Trade (San Francisco), 2003  
**NFL YEAR:** 6th • **YEAR WITH BRONCOS:** 6th  
**NFL GAMES PLAYED/STARTED:** 31/1 • **POSTSEASON:** 0/0

81



### TIGHT END

### JACKSON AT A GLANCE:

- A sixth-year player who enters his fourth season at tight end for Denver in 2008 after switching to that position from wide receiver before the start of the 2005 season.
- Emerged as a key special-teams player for the Broncos with 15 career stops on coverage units.
- Recorded the first start and touchdown reception of his career in five games with the Broncos in 2007 before he was placed on injured reserve due to a groin injury.
- Made five catches for 49 yards with Denver in 2006 while contributing regularly on special teams.
- Notched career highs in receptions (8), receiving yards (73) and games played (12) as a wide receiver for the Broncos in 2004.
- Spent all but one week on the Broncos' practice squad in 2003 and was out of football in 2002 as a rookie after San Francisco waived him at the end of training camp.
- Played collegiately at Division III Menlo College (Atherton, Calif.), where he received first-team All-America honors after catching 105 passes for 1,520 yards (14.5 avg.) as a senior.
- Joined the Broncos on Aug. 13, 2003, in a trade with San Francisco for a conditional draft pick.
- Entered the NFL with San Francisco as a college free agent on April 23, 2002.

**CAREER TRANSACTIONS:** Signed by San Francisco as a college free agent 4/23/02; Waived by San Francisco 8/21/02; Signed by San Francisco to a future contract 1/18/03; Traded to Denver 8/13/03; Waived by Denver 8/31/03; Signed by Denver (practice squad) 9/2/03; Signed by Denver (active roster) 12/26/03; Placed on injured reserve (left ankle) by Denver 12/7/04; Placed on injured reserve (groin) by Denver 10/9/07.

**2007:** Jackson played five games (1 start) for Denver, totaling three receptions for 34 yards (11.3 avg.) with his first career touchdown before he was placed on injured reserve on Oct. 9 with a groin injury... Also had four tackles on special teams (3 kickoff, 1 punt)... Recorded a pair of special-teams stops in the season opener at Buf. (9/9)... Made the first touchdown reception of his career from one yard out vs. Jac. (9/23)... Tied his career high with a 24-yard catch at Ind. (9/30)... Started the first game of his career vs. S.D. (10/7), posting a 9-yard catch before injuring his groin... Placed on injured reserve two days later.

**2006:** In 11 games (0 starts) with Denver, Jackson posted five catches for 49 yards (9.8 avg.) along with four special-teams tackles... Tied his career high with 33 yards on three catches at Oak. (11/12), making a career-long 24-yard grab in the fourth quarter to set up the game-winning touchdown against the Raiders... Contributed three special-teams tackles on *Sunday Night Football* vs. S.D. (11/19)... Registered a 9-yard reception on *Sunday Night Football* vs. Sea. (12/3)... Added a 7-yard catch that set up a field goal at Ari. (12/17).

**2005:** Jackson switched from wide receiver to tight end during the Broncos' training camp and saw action in two regular-season games but did not record any statistics... Inactive for the first three games of the season after suffering a hamstring injury during training camp... Played on special teams at Jac. (10/2) in his season debut... Played at NYG (10/23) before he was declared inactive for the rest of the season, including both playoff games.

**2004:** Jackson emerged as an option at wide receiver for the Broncos, playing 12 games (0 starts) and catching a career-high eight passes for 73 yards (9.1 avg.) before he was placed on injured reserve on Dec. 7 with a fractured left ankle... Also contributed on special teams with seven tackles... Made the first two catches of his career at Jac. (9/19) during the Broncos' final drive of the game... First career catch was a 5-yard grab just before the two-minute warning, and he followed that up with a 20-yard reception (the longest catch on that drive) that moved Denver into scoring position against the Jaguars... Enjoyed a career game on *Monday Night Football* at Cin. (10/25), setting personal bests in receptions (4) and receiving yards (33) to total an 8.3 yards-per-reception average... Four catches against the Bengals (all in fourth quarter) equaled his total reception output for his seven career games played up to that point... Played on offense and special teams at S.D. (12/5), where he made one tackle, before a left ankle injury forced him out of the game and ended his season.

**2003:** Jackson was acquired by Denver in a trade from San Francisco for a conditional draft pick on Aug. 13... Waived on Aug. 31 but signed to Denver's practice squad on Sept. 2 and spent the first 16 weeks of the season there before being signed to the 53-man roster on Dec. 26... Made his NFL debut at G.B. (12/28), seeing action

on offense and special teams... Did not play in an AFC Wild Card Game at Ind. (1/4)... Played for Rhein of NFL Europe in the spring.

**2002:** Jackson entered the NFL with San Francisco as a college free agent on April 23... Waived by the 49ers in training camp on Aug. 21 and spent the year out of football.

**COLLEGE:** Jackson was a three-year letterman at Menlo College in Atherton, Calif., where he finished with 261 career receptions for 3,976 yards (15.2 avg.) with 43 touchdowns... Received first-team All-America and Division III Coaches All-America honors after catching 105 passes for 1,520 yards (14.5 avg.) with 17 touchdowns as a senior... Totaled 101 receptions for 1,515 yards (15.0 avg.) with 16 touchdowns as a junior and caught 55 passes for 941 yards (17.1 avg.) with 10 touchdowns as a sophomore.

**PERSONAL:** Jackson attended Pioneer High School in San Jose, Calif.... Considers music as one of his interests and performs as "Jack Nasty" in a California band that has a hip hop/rock style... Also is enrolled in creative writing classes at the University of Denver and wrote a weekly journal for [www.denverbroncos.com](http://www.denverbroncos.com) during the 2005, '06 and '07 seasons... Contributing writer to the *Westword*... Spoke with two combined classes at Legacy High School in Broomfield, Colo., as part of the NFL High School Tuesday program in 2005... Graduated from Menlo College with a bachelor's degree in communications... Has a strong interest in politics... Nate Jackson was born on June 4, 1979, in San Jose, Calif.

### JACKSON'S REGULAR SEASON RECORD

Year	Club	G	S	No.	RECEIVING				TD	TD	TDr	SCORING				
					Yds.	Avg.	LG	TD				TDp	TDrt	2pt	Pts.	
2002					OUT OF FOOTBALL											
2003	Denver	1	0	0	0	0.0	—	0	0	0	0	0	0	0	0	0
2004	Denver	12	0	8	73	9.1	20	0	0	0	0	0	0	0	0	0
2005	Denver	2	0	0	0	0.0	—	0	0	0	0	0	0	0	0	0
2006	Denver	11	0	5	49	9.8	24	0	0	0	0	0	0	0	0	0
2007	Denver	5	1	3	34	11.3	24	1	1	0	1	0	0	0	6	6
CAREER TOTALS		31	1	16	156	9.8	24	1	1	0	1	0	0	0	6	6

**ADDITIONAL STATISTICS:** Special teams tackles — 2004 (7), 2006 (4), 2007 (4), TOTAL (15). Miscellaneous tackles — 2006 (2), TOTAL (2).

### JACKSON'S POSTSEASON RECORD

Year	Club	G	S	No.	RECEIVING				TD	TDr	SCORING				2pt	Pts.
					Yds.	Avg.	LG	TD			TDp	TDrt	2pt	Pts.		
2003	Denver	0	0	0	0	0.0	—	0	0	0	0	0	0	0	0	0
2005	Denver	0	0	0	0	0.0	—	0	0	0	0	0	0	0	0	0
<b>CAREER TOTALS</b>		<b>0</b>	<b>0</b>	<b>0</b>	<b>0</b>	<b>0.0</b>	<b>—</b>	<b>0</b>	<b>0</b>	<b>0</b>	<b>0</b>	<b>0</b>	<b>0</b>	<b>0</b>	<b>0</b>	<b>0</b>

### JACKSON'S SINGLE GAME HIGHS

(Postseason in parentheses)

**Receptions** — 4 at Cincinnati, 10/25/04 (none). **Receiving yards** — 33, twice, last at Oakland, 11/12/06 (none). **Longest reception** — 24, twice, last at Indianapolis, 9/30/07 (none). **Receiving touchdowns** — 1 vs. Jacksonville, 9/23/07 (none).



**TAYLOR JACOBS**

6-1 • 205 • 6TH YR. • FLORIDA

**BORN:** May 30, 1981, in Tallahassee, Fla.

**HIGH SCHOOL:** Florida A&M High School, Tallahassee, Fla.

**ACQUIRED:** Free Agent, 2007

**NFL YEAR:** 6th • **YEAR WITH BRONCOS:** 2nd

**NFL GAMES PLAYED/STARTED:** 56/7 • **POSTSEASON:** 2/0

**19**



### WIDE RECEIVER

#### JACOBS AT A GLANCE:

- A sixth-year wide receiver who begins his first full season with Denver, which signed him mid-way through the 2007 campaign after he began the year with San Francisco.
- Owns 37 career receptions for 384 yards (10.4 avg.) with two touchdowns, seeing time with the 49ers (2006-07) and Redskins (2003-05) in addition to his six games played as a Bronco in 2007.
- Posted career highs in receptions (16), receiving yards (178) and starts (4) while appearing in 15 games for the Redskins in 2004.
- Traded to San Francisco from Washington for defensive back Mike Rumph on Aug. 15, 2006.
- Earned first-team All-Southeastern Conference honors and was named a semifinalist for the Biletnikoff Award (nation's best receiver) as a senior at the University of Florida after leading the conference with 98.9 receiving yards per game (71 catches for 1,088 yards) that year.

- Chosen as MVP of the Orange Bowl during the 2001 season, setting a Gators bowl-game record with 10 catches for 170 yards with two touchdowns against Maryland.
- Joined the Broncos as a free agent on Nov. 6, 2007.
- Selected by Washington in the second round (44th overall) of the 2003 NFL Draft.

**CAREER TRANSACTIONS:** Signed by Washington as a draft choice 7/28/03; Traded to San Francisco 8/15/06; Released by San Francisco 10/2/07; Signed by Denver 11/6/07.

**2007:** Jacobs played 10 games (0 starts) for the season with San Francisco (first four) and Denver (final six), finishing the campaign with three receptions for 40 yards (13.3 avg.) with one touchdown... All of his receptions came with the 49ers... Totaled five special-teams tackles (4 with Denver, 1 with San Francisco) along with three kickoff returns for 35 yards (all with Denver)... Joined the Broncos as a free agent on Nov. 6 after he was released by San Francisco on Oct. 2... Posted two catches for 26 yards, including a 21-yard touchdown, at Pit. (9/23)... Made his Broncos debut at K.C. (11/11) and had one special-teams tackle... Returned the first three kickoffs of his career for 35 yards (11.7 avg.) at Oak. (12/2)... Played on offense and special teams vs. K.C. (12/9) and downed a punt at the Chiefs' 1-yard line in the fourth quarter.

**2006:** Jacobs played eight games (0 starts) in his first season with the 49ers after joining the club on Aug. 15 in a trade from Washington in exchange for defensive back Mike Rumph... Totaled four receptions for 29 yards (7.3 avg.) and was inactive for a total of eight contests... Played in the first two games of the year and was declared inactive for the next seven contests with a hamstring injury... Returned to action vs. Sea. (11/19)... Made his first catch of the season (5 yds.) vs. G.B. (12/10)... Posted two receptions for 15 yards at Den. (12/31).

**2005:** Jacobs totaled 11 receptions for 100 yards (9.1 avg.) in 15 games (3 starts) for Washington... Had a career-best four-game streak with at least one catch midway through the season... Posted three catches for 17 yards vs. Oak. (11/20)... Recorded season highs in receptions (4) and receiving yards (44) vs. S.D. (11/27).

**2004:** Jacobs played 15 games (4 starts) for Washington, posting a career-high 16 receptions for a personal-best 178 yards (11.1 avg.)... Blocked a punt vs. Det. (11/7), allowing teammate Walt Harris to recover and return it 13 yards for a touchdown... Made his first professional start vs. Bal. (10/10) and had catches for 18 yards... Registered a career-high five grabs for 30 yards vs. G.B. (10/31)... Posted three catches for 56 yards, including a career-long 45-yarder that set up a touchdown, in the regular-season finale vs. Min. (1/2).

**2003:** Selected by Washington in the second round (44th overall) of the 2003 NFL Draft, Jacobs played eight games as a rookie and contributed three catches for 37 yards with one touchdown along with four special-teams tackles... Suffered an abdominal injury in the team's final preseason contest and was hampered by the injury for the duration of the season... Made his pro debut as a reserve receiver vs. N.E. (9/28)... Hauled in his first professional catch (4 yds.) at Phi. (10/3) from Patrick Ramsey... Registered his first touchdown grab (19 yds.) at Dal. (11/2).

**COLLEGE:** Jacobs played 44 games (18 starts) at the University of Florida, finishing his career ranked eighth in school history with 133 catches and ninth in school annals with 2,097 receiving yards (15.7 avg.)... Totaled 16 career touchdown grabs, helping the Gators earn a bowl berth during all four of his seasons... Received first-team All-Southeastern Conference honors and was a semifinalist for the Biletnikoff Award (nation's top receiver) as a senior, starting all 11 games played and leading the conference with 98.9 receiving yards per game... Finished with 71 catches for 1,088 yards (15.3 avg.) with eight touchdowns that year despite missing two games... Capped his junior season as the MVP of the Orange Bowl after setting a school bowl-game record with 10 catches for 170 yards with two touchdowns against Maryland... Posted 38 receptions for 712 yards (18.7 avg.) with seven scores in 11 games (2 starts) as a junior... Was the only true freshman receiver to play at Florida in 1999.

**PERSONAL:** Jacobs played for his father, Harry, at Florida A&M High School in Tallahassee, Fla.... Recognized as one of the top prep receivers in Florida, receiving All-America honors... Lettered in baseball and track and was a top prospect as a shortstop/centerfielder/pitcher whose fastball was clocked at 94.5 mph as a 10th grader... Competed in the 200 meters at Florida, posting the eighth-fastest time in school annals... Majored in humanities and letters at Florida... Inspired by the Lord... Married to Christine, and the couple has two children—a daughter, Grace, and a son, Taylor Jr.—in addition to losing a daughter, Taryn Elizabeth, to AIDS... Taylor Houser Jacobs was born on May 30, 1981, in Tallahassee, Fla.

### JACOBS' REGULAR SEASON RECORD

Year	Club	G	S	No.	RECEIVING				TD	TDr	SCORING				2pt	Pts.
					Yds.	Avg.	LG	TD			TDp	TDrt	2pt	Pts.		
2003	Washington	8	0	3	37	12.3	19t	1	1	0	1	0	0	0	6	6
2004	Washington	15	4	16	178	11.1	45	0	0	0	0	0	0	0	0	0
2005	Washington	15	3	11	100	9.1	24	0	0	0	0	0	0	0	0	0
2006	San Fran.	8	0	4	29	7.3	10	0	0	0	0	0	0	0	0	0
2007	Den./S.F.	10	0	3	40	13.3	21t	1	1	0	1	0	0	0	6	6
<b>CAREER TOTALS</b>		<b>56</b>	<b>7</b>	<b>37</b>	<b>384</b>	<b>10.4</b>	<b>45</b>	<b>2</b>	<b>2</b>	<b>0</b>	<b>2</b>	<b>0</b>	<b>0</b>	<b>0</b>	<b>12</b>	<b>12</b>
<b>BRONCOS TOTALS</b>		<b>6</b>	<b>0</b>	<b>0</b>	<b>0</b>	<b>0.0</b>	<b>—</b>	<b>0</b>	<b>0</b>	<b>0</b>	<b>0</b>	<b>0</b>	<b>0</b>	<b>0</b>	<b>0</b>	<b>0</b>

**ADDITIONAL STATISTICS:** Rushing — 2004 (1 for -6 yds.), 2007 (1 for -8 yds.), TOTAL (2 for -14 yds., -7.0 avg., -6 LG). Special teams tackles — 2003 (4), 2005 (1), 2007 (5), TOTAL (10). Kickoff returns — 2007 (3 for 35 yds., 11.7 avg., 15 LG), TOTAL (3 for 35 yds., 11.7 avg., 15 LG). Blocked Nick Harris' punt vs. Detroit (11/7/04).


### JACOBS' POSTSEASON RECORD

Year	Club	RECEIVING					SCORING					2pt	Pts.
		G	S	No.	Yds.	Avg.	LG	TD	TD	TD	TD		
2005	Washington	2	0	3	19	6.3	16	0	0	0	0	0	0
CAREER TOTALS		2	0	3	19	6.3	16	0	0	0	0	0	0

### JACOBS' SINGLE GAME HIGHS

(Postseason in parentheses)

**Receptions** — 5 vs. Green Bay, 10/31/04 (3 at Seattle, 1/14/06). **Receiving yards** — 56 vs. Minnesota, 1/2/05 (19 at Seattle, 1/14/06). **Longest Reception** — 45 vs. Minnesota, 1/2/05 (16 at Seattle, 1/14/06). **Receiving touchdowns** — 1, twice, last at Pittsburgh 9/23/07 (none).



## JULIAN JENKINS

6-3 • 270 • 2ND YR. • STANFORD

**BORN:** Oct. 25, 1983, in Boston  
**HIGH SCHOOL:** Woodward Academy, Atlanta  
**ACQUIRED:** Free Agent, 2008  
**NFL YEAR:** 2nd • **YEAR WITH BRONCOS:** 1st  
**NFL GAMES PLAYED/STARTED:** 12/0

75

DEFENSIVE END

#### JENKINS AT A GLANCE:

- A second-year defensive end who enters his first season with the Broncos in 2008 owning 12 career games of experience, all of which occurred as a rookie with Tampa Bay in 2006.
- Competed in Tampa Bay's 2007 training camp but spent the regular season out of the NFL.
- Emerged as a member of the Buccaneers' defensive line rotation in 2006, totaling nine tackles in 12 games for the club.
- Earned honorable mention All-Pacific-10 Conference honors in each of his final two years at Stanford University, posting a total of 12.5 sacks in those seasons.
- Joined the Broncos as a future-contract signee on Dec. 31, 2007.
- Selected by Tampa Bay in the fifth round (156th overall) of the 2006 NFL Draft.

**CAREER TRANSACTIONS:** Signed by Tampa Bay as a draft choice 7/21/06; Placed on injured reserve (ankle) by Tampa Bay 12/29/06; Waived by Tampa Bay 9/1/07; Signed by Denver to a future contract 12/31/07.

**2007:** Jenkins spent the regular season out of the NFL after being waived by Tampa Bay on Sept. 1.

**2006:** Selected by Tampa Bay in the fifth round (156th overall) of the 2006 NFL Draft, Jenkins played 12 games (0 starts) as a rookie, totaling nine tackles (3 solo) and one special-teams stop... Placed on injured reserve on Dec. 29 with an ankle injury... Made his NFL debut at Atl. (9/17)... Posted his first special-teams stop vs. Car. (9/24)... Recorded a personal-best four tackles at Car. (11/13) and two stops on Thanksgiving Day at Dal. (11/23).

**COLLEGE:** Jenkins earned honorable mention All-Pacific-10 Conference honors as a senior defensive end at Stanford University after tying for fourth in the conference with seven sacks along with totaling 50 tackles as an 11-game starter... Played 42 career games (23 starts) at Stanford, registering 130 tackles, 16.5 sacks, three forced fumbles and four fumble recoveries... Ended his collegiate career with 12.5 sacks in his final two seasons... Started at defensive tackle as a junior, earning honorable mention all-conference honors after compiling 47 tackles, 5.5 sacks and two fumble recoveries, which paced the team's linemen... One of only two true freshmen to earn a letter for the Cardinal, playing in nine games (1 start)... Winner of the Menlo-Atherton Trophy as the team's Most Outstanding Freshman and named to *The Sporting News'* Freshman All-Pac-10 team.

**PERSONAL:** Jenkins was a consensus All-American as a senior at Woodward Academy in Atlanta... Rated among the top defensive linemen in the country by *USA Today*, *SuperPrep*, *PrepStar* and ESPN.com... Named Georgia's Gatorade Player of the Year... Accounted for 86 tackles, eight sacks, three pass breakups, two forced fumbles, two fumble recoveries and two tackles for losses as a senior... Participated in basketball and track in high school... Father, Eddie Jenkins, played in three games as a fullback for the undefeated Miami Dolphins in 1972... Earned a bachelor's degree in English from Stanford University... Julian Jenkins was born on Oct. 25, 1983, in Boston.

### JENKINS' REGULAR SEASON RECORD


Year	Club	G	S	UT	A	TT	S-Yds.	I-Yds.	PD	FF	FR	TD-Int.	TD-FR	S	Pts.
2006	Tampa Bay	12	0	3	6	9	0-0	0-0	0	0	0	0	0	0	0
2007		OUT OF FOOTBALL													
CAREER TOTALS		12	0	3	6	9	0-0	0-0	0	0	0	0	0	0	0

**ADDITIONAL STATISTICS:** Special teams tackles — 2006 (1), TOTAL (1).

### JENKINS' SINGLE GAME HIGHS

(Postseason in parentheses)

**Sacks** — None (none). **Sack yards** — None (none). **Interceptions** — None (none). **Interception return yards** — None (none).



## NIKO KOUTOUIDES

6-2 • 238 • 5TH YR. • PURDUE

**BORN:** March 25, 1981, in Plainville, Conn.  
**HIGH SCHOOL:** Plainville High School, Plainville, Conn.  
**ACQUIRED:** Unrestricted Free Agent (Seattle), 2008  
**NFL YEAR:** 5th • **YEAR WITH BRONCOS:** 1st  
**NFL GAMES PLAYED/STARTED:** 59/2 • **POSTSEASON:** 8/1

53

LINEBACKER

#### KOUTOUIDES AT A GLANCE:

- A fifth-year linebacker in his first season with the Broncos whose 60 career special-teams tackles during his first four years with Seattle rank seventh in the NFL.
- Helped the Seahawks join Indianapolis and New England as one of three clubs in the NFL to win their division in each of the last four years and was a key member of Seattle's 2005 squad that played in Super Bowl XL.
- Owns 68 special-teams tackles in 67 career games (including postseason) and has recorded 20 contests with multiple stops on special teams during his NFL career.
- Tied for fourth in the NFL with a career-high 20 special-teams tackles in 15 games played for Seattle in 2007.
- Registered a personal-best 46 defensive tackles and one sack along with a team-high 16 special-teams stops in 16 games (2 starts) for the Seahawks as a rookie in 2004.
- Earned first-team All-Big Ten Conference honors as a senior at Purdue University, where he totaled 296 tackles (180 solo) in 50 career games (32 starts).
- Joined the Broncos as an unrestricted free agent on March 3, 2008.
- Selected by Seattle in the fourth round (116th overall) of the 2004 NFL Draft.

**CAREER TRANSACTIONS:** Signed by Seattle as a draft choice 7/15/04; Signed by Denver as an unrestricted free agent 3/3/08.

**2007:** Koutouvides led the Seahawks with 20 special-teams stops in 15 games in his fourth professional season... Recorded eight games with multiple special-teams tackles, including three contests with three special-teams stops... Totaled four tackles (2 solo) and one pass breakup on defense... Also played in the club's two postseason games... Saw limited action at linebacker at S.F. (9/30) while posting a team-high three special-teams stops and one forced fumble on a kickoff... Had two tackles on defense at Pit. (10/7)... Made three tackles on special teams vs. Stl. (10/21)... Subbed at linebacker for Lofa Tatupu (oblique) during the second half at Stl. (11/25) and had one solo tackle... Declared inactive vs. Atl. (12/30) after injuring his knee during practice.

**2006:** Koutouvides played on special teams only in all 16 games for Seattle, tying for the team lead (Kevin Bentley) with 14 special-teams tackles... Registered multiple special-teams tackles in three games... Played in both of Seattle's postseason games, making one tackle on special teams in an NFC Divisional Playoff Game at Chi. (1/14)... Posted two special-teams tackles vs. NYG (9/24), at K.C. (10/29), and vs. S.D. (12/24)... Had a four-game streak with at least one special-teams tackle (Gms. 4-7).

**2005:** Koutouvides posted 10 special-teams stops, tying for sixth on the team, and had two defensive tackles (1 solo) in 12 games to help Seattle post a 13-3 record and advance to Super Bowl XL... Added seven special-teams tackles in three postseason contests... Had two games in the regular season with multiple special-teams

### SPECIAL TEAMS STANDOUT

#### MOST SPECIAL-TEAMS TACKLES, NFL, 2004-07

Player	Team	Total	Solo	Assist
1. Brendon Ayanbadejo	Chi./Mia.	80	64	16
2. Gary Stills	Bal./K.C.	77	68	9
3. Larry Izzo	New England	72	58	14
4. Quintin Mikell	Philadelphia	65	51	14
5. Heath Farwell	Minnesota	61	50	11
James Harrison	Pittsburgh	61	46	15
7. Niko Koutouvides	Seattle	60	49	11



tackles (3 vs. NYG 11/27 and 2 vs. S.F. 12/11)... Recorded a career-high four special-teams stops vs. Was. (1/14) in an NFC Divisional Playoff Game and two tackles on coverage units vs. Pit. (2/1) in Super Bowl XL... Saw time at linebacker at Phi. (12/5) and vs. S.F. (12/11), collecting one tackle in each contest.

**2004:** Selected by Seattle in the fourth round (116th overall) of the 2004 NFL Draft, Koutouvides played all 16 games (2 starts) as a rookie, compiling 46 tackles (38 solo) and one sack (1 yd.) while leading the club with 16 special-teams tackles... Started the last two games of the regular season and the club's NFC Wild Card Game vs. Stl. (1/8), making five tackles (3 solo) in that game... Posted a career-high nine tackles (8 solo) at NYJ (12/19) and recorded his first career sack with a 1-yard takedown of A.J. Feeley vs. Mia. (11/21).

**COLLEGE:** Koutouvides totaled 296 tackles (180 solo) and 17 passes defended in 50 career games (32 starts) at Purdue University... Earned first-team All-Big Ten Conference honors as a senior, starting every game and compiling 101 tackles (57 solo), two interceptions and four passes defended... Led the Boilermakers with a career-high 121 tackles (80 solo) while posting four sacks and three interceptions in 13 starts as a junior... Played every game at Purdue during his first two seasons.

**PERSONAL:** Koutouvides attended Milford Academy in Milford, Conn., for a post-graduate season after graduating from Plainville High School in Plainville, Conn.... Led Milford Academy in sacks and placed second on the team in tackles... Earned honorable mention all-state and all-conference honors at Plainville High School, where he was the team captain and was selected as its most valuable player... Majored in organizational leadership and supervision at Purdue... Niko Koutouvides (NEE-koh KOO-tah-VEE-dees) was born on March 25, 1981, in Plainville, Conn.

#### KOUTOUIDES' REGULAR SEASON RECORD

Year	Club	G	S	UT	A	TT	S-Yds.	I-Yds.	PD	FF	FR	TD-Int.	TD-FR	S	Pts.
2004	Seattle	16	2	38	8	46	1-1	0-0	0	0	0	0	0	0	0
2005	Seattle	12	0	1	1	2	0-0	0-0	0	0	0	0	0	0	0
2006	Seattle	16	0	0	0	0	0-0	0-0	0	0	0	0	0	0	0
2007	Seattle	15	0	2	2	4	0-0	0-0	1	0	0	0	0	0	0
<b>CAREER TOTALS</b>		<b>59</b>	<b>2</b>	<b>41</b>	<b>11</b>	<b>52</b>	<b>1-1</b>	<b>0-0</b>	<b>1</b>	<b>0</b>	<b>0</b>	<b>0</b>	<b>0</b>	<b>0</b>	<b>0</b>

**ADDITIONAL STATISTICS:** Special teams tackles — 2004 (16), 2005 (10), 2006 (14), 2007 (20), TOTAL (60). Special teams fumbles — 2007 (1 FF), TOTAL (1 FF).

#### KOUTOUIDES' POSTSEASON RECORD


Year	Club	G	S	UT	A	TT	S-Yds.	I-Yds.	PD	FF	FR	TD-Int.	TD-FR	S	Pts.
2004	Seattle	1	1	3	2	5	0-0	0-0	0	0	0	0	0	0	0
2005	Seattle	3	0	0	0	0	0-0	0-0	0	0	0	0	0	0	0
2006	Seattle	2	0	0	0	0	0-0	0-0	0	0	0	0	0	0	0
2007	Seattle	2	0	0	0	0	0-0	0-0	0	0	0	0	0	0	0
<b>CAREER TOTALS</b>		<b>8</b>	<b>1</b>	<b>3</b>	<b>2</b>	<b>5</b>	<b>0-0</b>	<b>0-0</b>	<b>0</b>	<b>0</b>	<b>0</b>	<b>0</b>	<b>0</b>	<b>0</b>	<b>0</b>

**ADDITIONAL STATISTICS:** Special teams tackles — 2005 (7), 2006 (1), TOTAL (8).

#### KOUTOUIDES' SINGLE-GAME HIGHS

(Postseason in parentheses)

**Sacks** — 1 vs. Miami, 11/21/04 (none). **Sack yards** — 1 vs. Miami, 11/21/04 (none). **Interceptions** — None (none). **Interception return yards** — None (none).



**CHRIS KUPER**

6-4 • 302 • 3RD YR. • NORTH DAKOTA

**BORN:** Dec. 19, 1982, in Anchorage, Alaska


**HIGH SCHOOL:** A.J. Dimond High School, Anchorage, Alaska

**ACQUIRED:** Draft #5 (161st overall), 2006

**NFL YEAR:** 3rd • **YEAR WITH BRONCOS:** 3rd

**NFL GAMES PLAYED/STARTED:** 17/11

**73**



**GUARD**

#### KUPER AT A GLANCE:

- A third-year guard who saw the first starting action of his career with Denver in 2007, opening its final 11 games of the year at left guard.
- Spent his rookie season in 2006 on the Broncos' active roster and saw his only game action that year on special teams in their contest at Arizona (12/17/06).
- Started for three years along the offensive line at the University of North Dakota, receiving All-America honors from the Associated Press in each of his final two seasons.
- Nominated for the Gene Upshaw Award, presented to the best offensive or defensive lineman in Division II, as a first-team All-American during his senior year in 2005.

- Started the first 29 games of his collegiate career at right guard before becoming UND's starting left tackle early in his senior season.
- Selected by the Broncos in the fifth round (161st overall) of the 2006 NFL Draft.

**CAREER TRANSACTIONS:** Signed by Denver as a draft choice 7/27/06.

**2007:** Kuper played on special teams in the Broncos' first five games of the season before starting the club's final 11 contests at left guard... Became a starter for Denver's sixth game of the year in place of Chris Myers, who was forced to move from left guard to center to take over for Tom Nalen when he suffered a season-ending injury... Denver ranked sixth in the NFL in yards per rush (4.4) and 15th in rushing yards per game (114.8) during Kuper's 11 games as a starter... Made his first pro start at left guard on *Sunday Night Football* vs. Pit. (10/21)... Contributed to the offensive line clearing the way for 215 rushing yards on 34 carries (6.4 avg.), including 156 yards from rookie Selvin Young, vs. K.C. (12/9)... Blocked for an offense that gained 128 rushing yards on 27 carries (4.7 avg.) vs. Min. (12/30), which entered the game ranked No. 1 in the NFL in rushing defense.

**2006:** Selected by the Broncos in the fifth round (161st overall) of the 2006 NFL Draft, Kuper played on special teams in one game... Declared inactive for the first 11 games of the season before dressing but not playing in the following two contests... Made his professional debut on special teams at Ari. (12/17).


**COLLEGE:** Kuper was a three-year starter at the University of North Dakota who received All-America honors from the Associated Press in each of his final two seasons... Played 48 career games (41 starts) at UND with the first 29 coming at right guard before he switched to left tackle early in his senior season... Earned his second consecutive Most Valuable Offensive Lineman award from the North Central Conference and was a first-team All-American (AP) and all-conference choice as a 13-game starter during his senior campaign... Nominated for the Gene Upshaw Award, presented to the best lineman, offensive or defensive, in Division II football... Helped the Fighting Sioux reach the second round of the Division II playoffs before losing to eventual champion Grand Valley State University... Received second-team All-America recognition (AP) and the NCC Most Valuable Offensive Lineman award as a 14-game starter during his junior campaign... Started all 14 games as a sophomore after playing seven games as a redshirt freshman.

**PERSONAL:** Kuper was an all-state selection as a two-way lineman at A.J. Dimond High School in Anchorage, Alaska... Contributed 119 tackles (65 solo), including 10 sacks, during his senior campaign... Recognized as an all-conference choice on offense and defense following his junior and senior seasons while being named the conference's Most Valuable Lineman as a senior... Helped his high school reach the state championship as a junior... Was one of only two Division II players invited to play in the East-West Shrine Game... Majored in communications at North Dakota... Chris Kuper was born on Dec. 19, 1982, in Anchorage, Alaska.

#### KUPER'S REGULAR SEASON RECORD

Year	Club	G	S
2006	Denver	1	0
2007	Denver	16	11
<b>CAREER TOTALS</b>		<b>17</b>	<b>11</b>

**ADDITIONAL STATISTICS:** Miscellaneous tackles — 2007 (2), TOTAL (2).



**MIKE LEACH**

6-2 • 240 • 9TH YR. • WILLIAM & MARY

**BORN:** Oct. 18, 1976, in Dover, N.J.


**HIGH SCHOOL:** Jefferson Township High School, Jefferson Township, N.J.

**ACQUIRED:** Free Agent, 2002

**NFL YEAR:** 9th • **YEAR WITH BRONCOS:** 7th

**NFL GAMES PLAYED/STARTED:** 107/0 • **POSTSEASON:** 5/0

**83**



**TIGHT END**

#### LEACH AT A GLANCE:

- A ninth-year player who has handled the Broncos' long-snapping duties for every game during the past five years and has the ability to be used as a tight end.
- Contributed 26 career tackles on special teams, including six stops on coverage units in each of the last two years that tie for his single-season career high.
- Is the only current Bronco to play every game (84 / 80 regular season, 4 postseason) for the club during the last five seasons.
- Recovered a muffed punt return in the fourth quarter of Denver's AFC Divisional Playoff Game win against New England (1/14/06) to set up a Broncos touchdown.
- Played 19 regular-season games with Tennessee from 2000-01 as a long snapper and saw brief action for the club at tight end.

- Earned first-team Walter Camp All-America honors as a senior at William & Mary after setting its single-season record for catches (58) by a tight end as a junior.
- Joined the Broncos as a free agent on Nov. 4, 2002.
- Entered the NFL with Tennessee as a college free agent on May 3, 2000.

**CAREER TRANSACTIONS:** Signed by Tennessee as a college free agent 5/3/00; Waived by Tennessee 8/26/00; Signed by Tennessee (practice squad) 8/29/00; Signed by Tennessee (active roster) 9/8/00; Waived by Tennessee 10/16/01; Signed by Chicago to a future contract 1/10/02; Waived by Chicago 8/26/02; Signed by Denver 11/4/02.



**2007:** Leach played all 16 games for the Broncos for the fifth consecutive season, performing the club's long-snapping duties and recording six stops on special teams to tie a career high... Led Denver in tackles on punt coverage (6)... Opened the season with one special-teams stop at Buf. (9/9)... Appeared on offense for a play vs. G.B. (10/29)... Played his 100th pro game at K.C. (11/11)... Added two special-teams tackles vs. Min. (12/30).

**2006:** Leach served as the Broncos' long snapper on punts and kicks in all 16 games, posting a career-high six stops on special teams... Recorded his first tackle on special teams at N.E. (9/24) before adding coverage tackles in consecutive weeks at Cle. (10/22) and vs. Ind. (10/29)... Had one special-teams tackle vs. Sea. (12/3).

**2005:** For the third consecutive season, Leach handled the Broncos' long-snapping duties for all 16 regular-season games and recorded five special-teams tackles... Served as the club's long snapper in both postseason outings... Recovered a muffed punt return by Troy Brown in the fourth quarter at the Patriots' 15-yard line to set up a Denver touchdown in an AFC Divisional Playoff Game win vs. N.E. (1/14)... Downed a punt at the 5-yard line and had one special-teams tackle vs. Oak. (12/24).

**2004:** Leach handled the Broncos' long-snapping duties for all 16 regular-season games and totaled three special-teams tackles on the year... Added one special-teams tackle in Denver's AFC Wild Card Game at Ind. (1/9)... Made one tackle on special teams at T.B. (10/3), at N.O. (11/21) and vs. Oak. (11/28).

**2003:** Leach handled the long-snapping duties in all 16 regular-season games for Denver and made three special-teams tackles during the year... Was Denver's long snapper for its AFC Wild Card Game at Ind. (1/4).

**2002:** Leach played all eight games after signing with the Broncos on Nov. 4 and was their long snapper... Played in his first game as a Bronco vs. Oak. (11/11)... Was with Chicago in training camp but was waived on Aug. 26.

**2001:** Leach spent the first four games of the season with Tennessee before being waived on Oct. 16.

**2000:** Leach entered the NFL with Tennessee as a college free agent on May 3 and played 15 games for the Titans after he was signed to their active roster from their practice squad on Sept. 8... Played on special teams in an AFC Divisional Playoff Game vs. Bal. (1/7)... Assigned to the Titans' practice squad after training camp... Saw action at tight end during the season... Played mostly on special teams and made one tackle at Cin. (10/8)... Recorded one kickoff return for 10 yards vs. Cle. (11/19).

**COLLEGE:** Leach was a two-year starter at tight end and punter at William & Mary after transferring from Boston University when the school dropped its football program... Earned first-team Walter Camp All-America honors at tight end as a senior in 1999 and led the Atlantic 10 Conference in punting as a junior and senior... Registered 106 career receptions for 1,181 yards (11.1 avg.) with 12 touchdowns... Led his conference in receptions (33) among tight ends as a senior... Earned second-team All-America (AP) and second-team All-Atlantic 10 honors as a junior... Also set school single-season records for catches (58) by a tight end and punting average (44.4 avg.) that season... Played 16 games in two years at Boston University and redshirted at BU in 1995.

**PERSONAL:** Leach was a first-team all-state selection at Jefferson Township High School in Jefferson Township, N.J., and graduated as the school's all-time leading scorer and rebounder in basketball... Received a bachelor's degree in history from William & Mary... Leach and his wife, Julie, reside in Parker, Colo., with their son, Ryan Matthew (born in January 2006), daughter Madeline Rae (born in January 2008) and their golden retriever named Snapper... John Michael Leach was born on Oct. 18, 1976, in Dover, N.J.

#### LEACH'S REGULAR SEASON RECORD

Year	Club	G	S	No.	RECEIVING		LG	TD	SCORING				
					Yds.	Avg.			TD	TDr	TDp	TDrt	2pt.
2000	Tennessee	15	0	0	0	0.0	—	0	0	0	0	0	0
2001	Tennessee	4	0	0	0	0.0	—	0	0	0	0	0	0
2002	Denver	8	0	0	0	0.0	—	0	0	0	0	0	0
2003	Denver	16	0	0	0	0.0	—	0	0	0	0	0	0
2004	Denver	16	0	0	0	0.0	—	0	0	0	0	0	0
2005	Denver	16	0	0	0	0.0	—	0	0	0	0	0	0
2006	Denver	16	0	0	0	0.0	—	0	0	0	0	0	0
2007	Denver	16	0	0	0	0.0	—	0	0	0	0	0	0
<b>CAREER TOTALS</b>		<b>107</b>	<b>0</b>	<b>0</b>	<b>0</b>	<b>0.0</b>	<b>—</b>	<b>0</b>	<b>0</b>	<b>0</b>	<b>0</b>	<b>0</b>	<b>0</b>
<b>BRONCOS TOTALS</b>		<b>88</b>	<b>0</b>	<b>0</b>	<b>0</b>	<b>0.0</b>	<b>—</b>	<b>0</b>	<b>0</b>	<b>0</b>	<b>0</b>	<b>0</b>	<b>0</b>

**ADDITIONAL STATISTICS:** Special team tackles — 2000 (1), 2002 (2), 2003 (3), 2004 (3), 2005 (5), 2006 (6), 2007 (6), TOTAL (26). Returned one kickoff for 10 yards vs. Cleveland (11/19/00).

#### LEACH'S POSTSEASON RECORD

Year	Club	G	S	No.	RECEIVING		LG	TD	SCORING				
					Yds.	Avg.			TD	TDr	TDp	TDrt	2pt.
2000	Tennessee	1	0	0	0	0.0	—	0	0	0	0	0	0
2003	Denver	1	0	0	0	0.0	—	0	0	0	0	0	0
2004	Denver	1	0	0	0	0.0	—	0	0	0	0	0	0
2005	Denver	2	0	0	0	0.0	—	0	0	0	0	0	0
<b>CAREER TOTALS</b>		<b>5</b>	<b>0</b>	<b>0</b>	<b>0</b>	<b>0.0</b>	<b>—</b>	<b>0</b>	<b>0</b>	<b>0</b>	<b>0</b>	<b>0</b>	<b>0</b>
<b>BRONCOS TOTALS</b>		<b>4</b>	<b>0</b>	<b>0</b>	<b>0</b>	<b>0.0</b>	<b>—</b>	<b>0</b>	<b>0</b>	<b>0</b>	<b>0</b>	<b>0</b>	<b>0</b>

**ADDITIONAL STATISTICS:** Special team tackles — 2000 (2), 2004 (1), TOTAL (3). Recovered a muffed punt return in an AFC Divisional Playoff Game vs. New England (1/14/06).



### JOHN LYNCH

6-2 • 220 • 16TH YR. • STANFORD

BORN: Sept. 25, 1971, in Hinsdale, Ill.

HIGH SCHOOL: Torrey Pines High School, Del Mar, Calif.

ACQUIRED: Free Agent, 2004

NFL YEAR: 16th • YEAR WITH BRONCOS: 5th

NFL GAMES PLAYED/STARTED: 224/191 • POSTSEASON: 12/12

47

#### SAFETY

#### LYNCH AT A GLANCE:

- A 16th-year safety who is one of the most decorated players in NFL history as evidenced by nine Pro Bowl selections, including four consecutive trips to Hawaii from 1999-2002 and 2004-07, along with four Associated Press All-Pro recognitions, including two first-team selections from 1999-2000.
- Ranks second in NFL history in Pro Bowl selections (9) at the safety position, trailing only Pro Football Hall of Famer Ken Houston (10) in that category, and is the leader among active defensive backs (T-2nd overall) in all-star nominations.
- Spent the first 11 years of his NFL career with Tampa Bay before joining the Broncos as a free agent in 2004, concluding his Buccaneers career ranked third on the their all-time tackles list (973), tied for fourth in interceptions (23) and second in games played (164).
- Owns nine seasons with at least 90 tackles and is fourth in tackles (1,057) by NFL defensive backs since entering the league in 1993.
- Leads all active NFL defensive backs and is third among all current players with 191 career starts in the regular season.
- Placed fourth on the Broncos with 97 tackles (64 solo) in 2006, marking his highest tackle total since 2001, and started all 16 games for the sixth time in his career that season.
- Posted at least one interception in 11 consecutive seasons from 1995-2005, a streak that was the longest among NFL safeties and the second longest among all players at that time.
- Helped Denver reach the AFC Championship Game in 2005, marking his third career conference championship game appearance and 12th career playoff start.
- Served as a key leader of the 2002 Buccaneers, helping the club to a victory in Super Bowl XXXVII against the Raiders in a game played in his hometown of San Diego.
- Regarded as one of the most celebrated players in Buccaneers history who led a talented secondary that had a top-10 NFL ranking against the pass in seven of eight years from 1996-2003.

#### 47's TROPHY CASE

Pro Bowl Selections (9) ..1997, 1999-02, .....2004-07  
 All-Pro (1st Team) (2) .....1999-2000  
 All-Pro (2nd Team) (2) .....2001-02  
 NFL D.B. of the Year (NFL Alumni) ...2000

#### SECOND IN PRO BOWL SELECTIONS BY SAFETIES

##### MOST PRO BOWL SELECTIONS AT THE SAFETY POSITION, NFL HISTORY

Player	Pro Bowls	Years Selected
1. Ken Houston	10	1970-79
2. John Lynch	9	1997, '99-02, '04-07
3. Steve Atwater	8	1990-96, '98

### THIRD IN GAMES STARTED BY ACTIVE PLAYERS

#### MOST STARTS. ACTIVE NFL PLAYERS

Player	Pos.	Years	GP	GS
1. Derrick Brooks, T.B.	LB	1995-2007	208	205
2. Kevin Carter, T.B./Mia./Ten./Stl.	DE	1995-2007	208	203
3. John Lynch, Den./T.B.	S	1993-2007	224	191

- Had 154 tackles in 1997, marking a career high and the most ever by a Tampa Bay defensive back, while recording nine games with 10 or more tackles that year.
- Extremely active in the community through the John Lynch Foundation and in 2006 received the Bart Starr Award and Byron "Whizzer" White Award honoring his off-the-field efforts.
- Received first-team All-Pacific-10 Conference honors as a senior at Stanford University.
- Joined the Broncos as a free agent on March 23, 2004.
- Selected by Tampa Bay in the third round (82nd overall) of the 1993 NFL Draft.

**CAREER TRANSACTIONS:** Signed by Tampa Bay as a draft choice 7/8/93; Placed on injured reserve (knee) by Tampa Bay 12/12/95; Released by Tampa Bay 3/16/04; Signed by Denver 3/23/04.



**2007:** Lynch played 13 games (12 starts) for Denver, ranking fifth on the team with 62 tackles (48 solo) while adding one sack (11 yds.) and three pass breakups... Selected to play in the Pro Bowl as an alternate after an injury to the Colts' Bob Sanders, increasing his career Pro Bowl total to nine to mark the second-most selections at the safety position in NFL history (Pro Football Hall of Famer Ken Houston has 10)... Also went to the Pro Bowl for the fourth year in a row (all with Denver) to move into third in Pro Bowl selections (4) by a Broncos safety... Contributed three tackles and one sack (11 yds.) in the opener at Buf. (9/9)... Posted a pair of solo tackles before leaving with a groin injury in the second quarter vs. Jac. (9/23), which was his 50th game as a Bronco... Declared inactive at Ind. (9/30) with the groin injury... Returned to the lineup and contributed six tackles (5 solo) vs. S.D. (10/7)... Added a pair of solo tackles before leaving in the first quarter vs. G.B. (10/29) with a neck injury that forced him to be declared inactive at Det. (11/4) and at K.C. (11/11)... Led the secondary with six tackles (5 solo) at Oak. (12/2)... Added six stops (4 solo) and one pass defended at Hou. (12/13), entering the game as a reserve for the first time in his Denver career... Led the club with nine tackles (6 solo) vs. Min. (12/30).

**2006:** Lynch earned his eighth career trip to the Pro Bowl and third as a member of the Broncos, starting all 16 games for the sixth time in his career and second year in a row... Received the NFL's Bart Starr Award and Byron "Whizzer" White Award for his off-the-field leadership and community efforts... Ranked fourth on the Broncos with 97 tackles (64 solo) while adding five passes defended, two forced fumbles and one fumble recovery... Recorded nine tackles (6 solo) and one fumble recovery in the home opener vs. K.C. (9/17)... Added three tackles and a pass breakup at N.E. (9/24)... The team allowed its first touchdown of the season to the Patriots, snapping a streak of 175:57 of keeping opponents out of the end zone... The 11-quarter streak tied for the longest (Chicago Cardinals, 1942) in the NFL since 1940... Posted five solo tackles and two passes defended on *Sunday Night Football* vs. Oak. (10/15) in his 200th Pro Bowl game... Forced a fumble at Pit. (11/5) that was recovered in the end zone by teammate Curome Cox but was forced from the game with a concussion suffered on that play... Led the club with 10 tackles (5 solo) at S.D. (12/10)... Added eight tackles (6 solo) and one forced fumble vs. Cin. (12/24).

**2005:** Lynch earned his seventh career trip to the Pro Bowl—second as a member of the Broncos—after placing fifth on the club with 69 tackles (47 solo) in 16 regular-season starts... Earned the team nomination for the Walter Payton NFL Man of the Year Award for his work in the community... Tied for the Broncos' lead with four sacks (41 yds.), ranking second among the league's defensive backs in that category and becoming the first safety in team history with at least a share of the Broncos' season sack lead... Also tied for the team lead with a career-high four forced fumbles while contributing two interceptions (2 yds.) and eight passes defended... Helped the Broncos rank second in the league against the run (85.2 ypg.) and tie for third in scoring defense (16.1 ppg.)... Named AFC Defensive Player of the Week for Week 17 (at S.D. 12/31)... Started both playoff contests for Denver to increase his career postseason starts total to 12 games... Recorded five tackles (4 solo) and two passes defended, including an interception, in an AFC Divisional Playoff Game

#### LYNCH'S INTs BY QUARTERBACK

\*denotes win (Lynch's teams are 20-5, including postseason, in games in which he records an interception.)

QB	INTs	Dates
Brett Favre	3	1 at G.B., 10/27/96, 1 vs. G.B., 12/7/97, 1 at G.B., 12/24/00
Kerry Collins	2	1 vs. NYG, 11/24/03*, 1 at Oak., 10/17/04*
Randy Fasani	2	at Car., 10/27/02*
Warren Moon	2	vs. Min., 10/15/95
Kurt Warner	2	1 vs. Stl., 12/18/00*, 1 at Stl., 11/26/01*
Charlie Batch	1	at Det., 9/17/00*
Jeff Blake	1	vs. Cin., 10/8/95*
Tom Brady	1	vs. N.E., 1/14/06* (AFC Divisional)
Quincy Carter	1	at Dal., 9/9/01*
Koy Detmer	1	vs. Phil., 1/6/02*
Jim Everett	1	vs. N.O., 11/24/96*
Gus Frerotte	1	vs. Det., 12/12/99*
Kent Graham	1	vs. Ari., 9/28/97*
Stan Humphries	1	at S.D., 11/17/96*
Brad Johnson	1	vs. Was., 1/15/00* (NFC Divisional)
Doug Johnson	1	at Atl., 9/21/03*
Donovan McNabb	1	vs. Phil., 10/30/05*
Rodney Peete	1	vs. Car., 11/17/02*
Doug Pederson	1	at Phil., 9/19/99*
Kordell Stewart	1	vs. Pit., 12/13/98*
Vinny Testaverde	1	vs. NYJ, 11/20/05*
Mike Tomczak	1	vs. Pit., 12/13/98*

### LYNCH PRO BOWL TOTAL CONTINUES TO RISE

#### MOST PRO BOWL SELECTIONS. ACTIVE NFL PLAYERS

Player	Position	Years Played	Pro Bowls
1. Derrick Brooks, T.B.	Linebacker	1995-2007	10
2. John Lynch, Den./T.B.	Safety	1993-2007	9
Tony Gonzalez, K.C.	Tight End	1997-2007	9

vs. N.E. (1/14) to help end the Patriots' NFL-record 10-game postseason winning streak... Made seven tackles and had a 12-yard sack in the home opener vs. S.D. (9/18)... Intercepted a pass vs. Phi. (10/30) and vs. NYJ (11/20)... Led the club with seven tackles while adding a sack (17 yds.) and a forced fumble vs. Oak. (12/24)... Named AFC Defensive Player of the Week for his performance in the regular-season finale at S.D. (12/31) when he recorded seven tackles (5 solo), two sacks and two forced fumbles in a return to his hometown... First sack against the Chargers forced a fumble that was recovered at the Chargers' 1-yard line to set up a Denver touchdown... Second sack resulted in a fumble that was recovered by San Diego in the end zone for a safety.

**2004:** Lynch, in his first year with the Broncos, placed sixth on the club with 76 tackles (56 solo) in 15 games (15 starts) to earn his sixth career trip to the Pro Bowl... Also notched 10 pass breakups, one interception (2 yds.), two sacks (17 yds.) and a career-high three forced fumbles... Played with a cast on his left hand to protect a broken thumb at Ind. (1/9) in an AFC Wild Card Game and finished that contest with four tackles (3 solo)... Made his Broncos debut vs. K.C. (9/12) and had six tackles (5 solo) to lead Denver defensive backs in that category while also breaking up a pass... Recorded a game-high eight tackles (5 solo) at Jac. (9/19) and played special teams for the first time in two years, making a tackle on a third-quarter kickoff... Made an emotional return at T.B. (10/3), where he played his first 11 NFL seasons, and turned in an exceptional game against his former teammates with seven tackles (6 solo) and a team-high two pass breakups... Received a standing ovation from Buccaneers fans when his name was announced during starting introductions... Went above 1,000 tackles for his career with six stops (5 solo) along with one forced fumble at Oak. (10/17)... Forced out of Denver's game vs. Atl. (10/31) after suffering a bruised sacrum (near the tailbone) at 12:03 of the second quarter that held him out the next week vs. Hou. (11/7)... Intercepted his first pass as a Bronco on the goal line vs. Oak. (11/28) to prevent a score... Forced two fumbles in an eight-tackle, one-sack effort at S.D. (12/5)... Recorded his second consecutive game with a sack vs. Mia. (12/12)... Tallied four tackles and two pass breakups vs. Ind. (1/2) despite suffering a broken left thumb early in the contest.

**2003:** Lynch, in his final season with Tampa Bay, started 14 games at strong safety (missing games vs. Dal. 10/26 and vs. N.O. 11/2) and was the team's finalist for the Walter Payton NFL Man of the Year Award... Finished the year ranked fourth on the club with 95 tackles (60 solo) and tied for second on the Buccaneers with two interceptions (18 yds.) while also posting seven passes defended and half a sack (5 yds.)... Helped the defense rank fifth in the NFL, marking the seventh consecutive year that the Buccaneers' defense finished among the NFL's top 10... Led a pass defense that was third in the league, marking the seventh time in the last eight seasons that Tampa Bay's defense finished among the league's 10 best clubs in that statistic... Posted three tackles and half a sack (5 yds.) while tying for the team high with two passes defended in helping Tampa Bay post its third shutout in the last 16 regular season-games in the season opener at Phi. (9/8) on *Monday Night Football*... Led the secondary with 13 tackles vs. Car. (9/14) and recorded his first interception of the season the next week at Atl. (9/21)... Recorded 11 tackles vs. Ind. (10/6) to surpass the 900 career tackle mark... Ended the game at S.F. (10/19) with nine tackles despite missing significant action with a right shoulder stinger that forced him to be inactive the next two weeks... Made his second interception of the year vs. NYG (11/24)... Had five tackles at N.O. (12/7) despite missing a portion of the game with a right shoulder stinger suffered in the first half.

**2002:** Lynch, who was named a second-team All-Pro by the Associated Press and *Football Digest*, was selected as a Pro Bowl starter for the third time in the last four years with Tampa Bay... Raised his career tackle total to 878, moving him into third place in Buccaneers history, with 96 tackles (50 solo)... Added three interceptions and 12 passes defended in 15 games (15 starts)... Also was a finalist for the Walter Payton NFL Man of the Year Award... Made five stops in an NFC Divisional Playoff Game vs. S.F. (1/12) and had six tackles and a pass defended at Phi. (1/19) in the NFC Championship Game... Had a tackle and a pass defended in Super Bowl XXXVII vs. Oak. (1/26), helping the Buccaneers win their first-ever World Championship in a game played in his hometown of San Diego... Recorded seven stops, which put him over 800 tackles for his career, at Cin. (9/29)... Posted his third career multiple-interception game at Car. (10/27)... Played in his 147th career game (moving into third on Tampa Bay's all-time list) at N.O. (12/1)... Started vs. Atl. (12/8) but left the game late in the first quarter with a neck strain, which kept him out for the remainder of the contest... Was inactive the next week at Det. (12/15) to end his streak of 67 consecutive regular-season starts.

### THIRD IN PRO BOWLS BY DENVER SAFETIES

#### BRONCOS SAFETIES SELECTED TO THE PRO BOWL

Player	Seasons Selected	Pro Bowls as a Bronco
1. Steve Atwater	1990-96, '98	8
2. Dennis Smith	1985-86, '89-91, '93	6
3. John Lynch	2004-07	4
4. Billy Thompson	1977-78, '81	3
5. Tyrone Braxton	1996	1



## IMPRESSIVE INTERCEPTION STREAK

### LONGEST STREAKS OF SEASONS WITH AT LEAST ONE INT (PLAYERS THROUGH 2005 SEASON)

Player	Pos.	Streak	Years
1. Troy Vincent, Buf./Phi./Mia.	CB	14	1992-2005
2. <b>John Lynch, Den./T.B.</b>	<b>S</b>	<b>11</b>	<b>1995-2005</b>
Aaron Glenn, Dal./Hou./NYJ	CB	11	1995-2005
Ty Law, K.C./NYJ/ N.E.	CB	11	1995-2005
5. Derrick Brooks, T.B.	LB	10	1996-2005
Brian Dawkins, Phi.	S	10	1996-2005
Robert Griffith, Ari./Cle./Min.	S	10	1996-2005

**2001:** Lynch, who started all 16 regular-season games as well as the Buccaneers' NFC Wild Card Game, was named to his fourth Pro Bowl and was selected to both *College & Pro Football Newsweekly* and *Pro Football Weekly's* All-NFL Teams... Chosen to the Associated Press All-Pro second team and was selected by the Buccaneers as their recipient of the Ed Block Courage Award... Finished the regular season with 105 tackles (70 solo), one sack (0 yds.), three interceptions (21 yds.), one forced fumble, one fumble recovery and eight passes defended... Ranked third on Tampa Bay (first among defensive backs) in tackles and tied for fifth on the club in pass breakups... Made five tackles in an NFC Wild Card Playoff Game at Phi. (1/12)... Recorded a game-clinching interception in the season opener at Dal. (9/9)... Had nine tackles and one pass defended at Min. (9/30) despite cramping in the second half... Posted a team-high 12 tackles at Ten. (10/14)... Made nine tackles and his first sack of the season vs. Pit. (10/21)... Moved into fourth place on the Buccaneers' all-time tackles list with five stops vs. Chi. (11/18)... Helped seal the victory at Cin. (12/2) by forcing and recovering a fumble in overtime... Made five tackles and handled kickoff duties on the final two kickoffs (40 and 50 yds.) vs. N.O. (12/23) after Martin Gramatica suffered a right hamstring strain... Intercepted a pass in the regular-season finale vs. Phi. (1/6).

**2000:** Lynch, who started all 16 regular-season games and the Buccaneers' NFC Wild Card Game, ranked second on the squad and first in the secondary with 110 tackles (66 solo) despite playing the final five regular-season games with a dislocated left shoulder... Added three interceptions (43 yds.), two fumble recoveries, seven passes defended and one sack (3 yds.)... Selected to his second consecutive Pro Bowl and third in the last four years while also earning first-team All-Pro honors from the Associated Press, *Sports Illustrated*, *Pro Football Weekly*, *College* and *Pro Football Newsweekly*, *Football Digest* and *The Sporting News*... Named Defensive Back of the Year by the NFL Alumni and was selected as the recipient of the NFLPA's Unsung Hero Award... Led the club with 13 tackles and added one pass defended in the Buccaneers' NFC Wild Card Game at Phi. (12/31)... Recovered a fumble in a seven-tackle effort at N.E. (9/3) in the season opener... Had his first interception of the year at Det. (9/17)... Posted a season-high 11 tackles and recovered a fumble at Min. (10/29)... Led the team in tackles with nine vs. G.B. (11/12) before leaving the game with a left thigh bruise in the fourth quarter... Forced out in the first quarter at Chi. (11/19) due to a dislocated left shoulder... Intercepted a pass at G.B. (12/24).

**1999:** Lynch started all 16 regular-season games and paced Tampa Bay's secondary with 128 tackles (68 solo) while adding two interceptions (32 yds.), one forced fumble and a career-best 14 passes defended... Earned first-team All-Pro honors from the Associated Press, *Sports Illustrated*, *Pro Football Weekly*, *USA Today*, *The Sporting News* and *Football Digest*... Posted seven tackles and two passes defended while contributing a key interception of Brad Johnson in the third quarter to set up a touchdown in Tampa Bay's NFC Divisional Playoff Game win vs. Was. (1/15)... Collected nine tackles in the NFC Championship Game at Stl. (1/23) and helped the secondary limit the Rams' top-ranked offense to just 11 points (22 under its season average)... Posted six tackles and an interception at Phi. (9/19)... Collected seven stops and half a sack vs. Den. (9/26)... Racked up a season-high 13 tackles and forced a fumble vs. K.C. (11/14)... Had 10 tackles and one interception vs. Det. (12/12).

**1998:** Lynch started 15 games at strong safety for Tampa Bay and missed just one game (vs. Ten. 11/8) due to a neck injury... Registered 107 tackles (55 solo), six passes defended, two interceptions (29 yds.), two sacks (26 yds.), two forced fumbles and a fumble recovery... Led the Bucs' secondary and placed second on the club in tackles... Was a key member of a defensive backfield that placed second in the NFL against the pass (172.6 ypg.)... Tallied seven stops and recovered a fourth-quarter fumble vs. Chi. (9/20)... Consecutive start streak ended at 38 games after he sustained a neck injury vs. Min. (11/1), and he was inactive the following week vs. Ten. (11/8)... Had his finest day of the season vs. Pit. (12/13), becoming the first Buccaneer to have two interceptions in a game since Martin Mayhew (Dec. 3, 1995)... Paced the club with the first two-sack performance of his career and added nine tackles along with one forced fumble at Was. (12/19).

**1997:** Lynch, for the first time in his career, started all 16 games along with two playoff contests... Finished third on Tampa Bay in tackles (154: 75 solo) and had 12 tackles and three passes defended in postseason play... 154 tackles marked his career best and the most ever recorded by a Bucs defensive back... Had nine games with 10 or more tackles... Notched three tackles and broke up two Brett Favre passes before leaving Tampa Bay's NFC Divisional Playoff Game at G.B. (1/4) in the third quarter with a knee sprain... Led the Bucs with 13 tackles and had one interception vs. Ari. (9/28)... Posted one interception, 12 tackles and one forced fumble vs. G.B. (12/7).

**1996:** Lynch, by the third game of the season, moved into the starting lineup for Tampa Bay when he replaced Todd Scott after he suffered a season-ending injury... Made the most of his opportunity by leading all Buccaneers defensive backs in tackles with 103 (74 solo) while matching a personal best with three interceptions (set in 1995) in 16 games (14 starts)... Added a sack (5 yds.), four tackles-for-losses, one forced fumble, one fumble recovery and nine passes defended along the way... Made his first start of the season at Den. (9/15) and turned in five tack-

## FOURTH IN TACKLES BY DEFENSIVE BACKS SINCE ENTERING NFL

### MOST TACKLES, NFL DEFENSIVE BACKS, 1993-2007 (ACCORDING TO PRESS BOX TOTALS)

Player	Pos.	Years	GP	GS	Total	Solo	Assist
1. Lawyer Milloy, Atl./Buf./N.E.	S	1996-2007	187	181	1,224	867	357
2. Rodney Harrison, N.E./S.D.	S	1994-2007	180	153	1,141	879	262
3. Robert Griffith, Ari./Cle./Min.	S	1994-2006	195	164	1,064	837	227
4. <b>John Lynch, Den./T.B.</b>	<b>S</b>	<b>1993-2007</b>	<b>224</b>	<b>191</b>	<b>1,057</b>	<b>733</b>	<b>324</b>
5. Sammy Knight, Jac./K.C./Mia./N.O.	S	1997-2007	174	168	1,025	780	245

les... Ran 40 yards on a direct-snap fake punt that set up a touchdown vs. Sea. (9/22)... Recorded his first career sack and added five solo tackles at Ari. (10/20) before posting an interception to go along with three passes defended at G.B. (10/27)... Set up the Buccaneers' game-winning touchdown at S.D. (11/17) by posting his second interception of the season and returning it 25 yards... Named NFC Defensive Player of the Week after posting five tackles, an interception, a pass breakup, a fumble recovery and a forced fumble vs. N.O. (11/24).

**1995:** Lynch, despite being slowed by various injuries, enjoyed a solid season and appeared in nine games (6 starts) for Tampa Bay at strong safety... Ranked ninth on the team with 47 tackles (37 solo) while placing second on the club with three interceptions (3 yds.)... Placed on injured reserve on Dec. 12 with a torn posterior cruciate ligament that forced him to miss the club's final two games... Made his first career interception off a Jeff Blake pass vs. Cin. (10/8)... Had his finest game of the season in a 20-17 overtime victory vs. Min. (10/15), recording 11 tackles and two interceptions... Re-injured a knee vs. G.B. (11/26), suffering a torn posterior cruciate ligament, and was placed on injured reserve on Dec. 12... Missed the final two games of the season.

**1994:** Lynch played all 16 regular-season games (0 starts) as a reserve safety and special teamer for Tampa Bay, ending the year with 15 tackles (11 solo) while ranking second on the club with eight special-teams stops... Posted a season-best four solo tackles and a special-teams stop at Det. (11/13)... Returned a blocked field goal 27 yards to set up the game-winning score vs. the L.A. Rams (12/11).

**1993:** Selected by Tampa Bay in the third round (82nd overall) of the 1993 NFL Draft, Lynch played 15 games (4 starts) during his first professional season... Finished with 13 tackles on defense, two passes defended and one forced fumble while adding six stops on special teams... Had two tackles in his first NFL game vs. K.C. (9/5)... Started at linebacker and had four tackles and two pass breakups vs. Det. (10/3)... Started back-to-back games at strong safety vs. S.F. (11/14) and vs. Min. (11/21), posting a season-best seven tackles against the 49ers.

**COLLEGE:** Lynch played four seasons at Stanford University, beginning his career at quarterback before switching to safety for his final two seasons... Also played three years of baseball for the Cardinal as an outfielder and pitcher... Had 95 tackles (50 solo), four interceptions, two forced fumbles, one fumble recovery and one sack as a defensive back... Named a second-team All-American by *Football News* and first-team All-Pacific-10 Conference as a senior... Earned a spot in the Hula Bowl and Japan Bowl after leading Stanford with 76 tackles (37 solo) to go along with four interceptions and a pair of forced fumbles as a senior.

**PERSONAL:** Lynch attended Torrey Pines High School in Del Mar, Calif.... In addition to being considered one of the best players in the NFL on the field, Lynch is widely considered one of the top humanitarians around league circles... Among his noted charitable contributions to the cities of Denver, Tampa and San Diego, Lynch and his wife, Linda, formed the John Lynch Foundation in 2000 with a mission to develop quality young leaders through its community programs... Those programs include the "John Lynch Star of the Month," a student-athlete recognition program; the "Lynch Family Legacy Scholarships," which provide financial assistance to area high school student-athletes who exemplify excellence in academics, community service and athletics (\$221,000 has been awarded to 53 scholarship recipients); the "John Lynch Salutes the Stars" program, a community event in which the area's brightest student-athletes come together to be honored (in 10 years, this event has inspired more than 5,000 people who have attended); the "Lynch's Christmas Party with the Boys & Girls Clubs," which makes Christmas wishes come true for 35 underprivileged children by providing more than \$250 in Christmas goodies, including gifts, a party, dinner and tickets to a live theater performance at the Denver Center for Performing Arts; and the "John Lynch Celebrity Golf Classic," which began as a partnership with his brother-in-law and former NFL player, John Allred (the event has raised more than \$1 million dollars for the San Diego community and has resulted in a new Boys & Girls Club branch)... Won the Bart Starr Award in 2006 with the award being voted upon by players throughout the NFL and recognizing a player who shows outstanding character and leadership in the home, on the field and in the community... Also in 2006 was presented with The Byron "Whizzer" White Award, which is given annually to the NFL player who serves his team, community and country in the spirit of Byron Raymond White... Received the Wooden Cup, awarded yearly to one professional and one collegiate athlete who represents the highest standards of character and citizenship both on and off the playing field, after the 2006 sea-

## ONE OF TAMPA BAY'S ALL-TIME GREATS

### WHERE LYNCH RANKED IN BUCCANEERS HISTORY AFTER HIS FINAL YEAR WITH THE CLUB IN 2003

Tackles	Interceptions	Starts	Games Played
1. Derrick Brooks (LB) 1,600	1. Donnie Abraham (CB) 31	1. Paul Gruber (T) 183	1. Paul Gruber (T) 183
2. Hardy Nickerson (LB) 1,028	2. Cedric Brown (S) 29	2. Derrick Brooks (LB) 157	2. <b>John Lynch (S) 164</b>
3. <b>John Lynch (S) 973</b>	3. Mike Washington (CB) 28	3. Tony Mayberry (C) 145	3. Dave Moore (TE/FB) 161
4. Richard Wood (LB) 855	4. <b>John Lynch (S) 23</b>	4. <b>John Lynch (S) 132</b>	4. Derrick Brooks (LB) 160
5. Lee Roy Selmon (DE) 742	Ronde Barber (CB) 23	5. Warren Sapp (DT) 130	Tony Mayberry (C) 160

son... Named to *The Sporting News*' 2003 NFL's 100 Best Players List and was named one of the "Good Guys in Sports" by *The Sporting News* several times... Received a Leadership Excellence Award from legendary coach Don Shula after the 2002 season... Was an outstanding pitcher (95 mph fastball) and promising Major League Baseball prospect who was selected in the second round (66th overall) of the 1992 amateur draft by the Florida Marlins... Threw out the first pitch in the history of the Marlins' organization (his hat from that occasion resides in the Baseball Hall of Fame)... His father, John, played linebacker for the Pittsburgh Steelers... Enjoyed several experiences in the sports broadcasting profession, including serving as a reporter for NFL Network at Super Bowl XXXIX in Jacksonville, Fla., and working as a studio analyst for ESPN's 'NFL Countdown' in 1999... He and his wife, Linda, have four children: Son, Jake, and daughters, Lindsay, Lillian and Leah Rose... Linda played tennis at USC and was on the professional tour for two years... Majored in communications at Stanford... John Terrence Lynch was born on Sept. 25, 1971, in Hinsdale, Ill.

### LYNCH'S REGULAR SEASON RECORD

Year	Club	G	S	UT	A	TT	S-Yds.	I-Yds.	PD	FF	FR	TD-Int.	TD-FR	S	Pts.
1993	Tampa Bay	15	4	8	5	13	0-0	0-0	2	1	0	0	0	0	0
1994	Tampa Bay	16	0	11	4	15	0-0	0-0	0	0	0	0	0	0	0
1995	Tampa Bay	9	6	37	10	47	0-0	3-3	5	0	0	0	0	0	0
1996	Tampa Bay	16	14	74	29	103	1-5	3-26	9	1	1	0	0	0	0
1997	Tampa Bay	16	16	75	79	154	0-0	2-28	4	1	2	0	0	0	0
1998	Tampa Bay	15	15	55	52	107	2-26	2-29	6	2	1	0	0	0	0
1999	Tampa Bay	16	16	68	60	128	0.5-1	2-32	14	1	0	0	0	0	0
2000	Tampa Bay	16	16	66	44	110	1-3	3-43	7	0	2	0	0	0	0
2001	Tampa Bay	16	16	70	35	105	1-0	3-21	8	1	1	0	0	0	0
2002	Tampa Bay	15	15	50	46	96	0-0	3-0	12	0	0	0	0	0	0
2003	Tampa Bay	14	14	60	35	95	0.5-5	2-18	7	0	0	0	0	0	0
2004	Denver	15	15	56	20	76	2-17	1-2	10	3	0	0	0	0	0
2005	Denver	16	16	47	22	69	4-41	2-2	8	4	0	0	0	0	0
2006	Denver	16	16	64	33	97	0-0	0-0	5	2	1	0	0	0	0
2007	Denver	13	12	48	14	62	1-11	0-0	3	0	0	0	0	0	0
<b>CAREER TOTALS</b>		<b>224</b>	<b>191</b>	<b>789</b>	<b>488</b>	<b>1,277</b>	<b>13-109</b>	<b>26-204</b>	<b>100</b>	<b>16</b>	<b>8</b>	<b>0</b>	<b>0</b>	<b>0</b>	<b>0</b>
<b>BRONCOS TOTALS</b>		<b>60</b>	<b>59</b>	<b>215</b>	<b>89</b>	<b>304</b>	<b>7-69</b>	<b>3-4</b>	<b>26</b>	<b>9</b>	<b>1</b>	<b>0</b>	<b>0</b>	<b>0</b>	<b>0</b>

**ADDITIONAL STATISTICS:** Special teams tackles — 1993 (6), 1994 (8), 1995 (2), 1996 (3), 1997 (3), 2001 (1), 2004 (1), TOTAL (24). Kicked off twice in 2001 for a total of 90 yards (45.0 avg.). Rushed once for 40 yards (fake punt) vs. Seattle (9/22/96).

### LYNCH'S POSTSEASON RECORD

Year	Club	G	S	UT	A	TT	S-Yds.	I-Yds.	PD	FF	FR	TD-Int.	TD-FR	S	Pts.
1997	Tampa Bay	2	2	10	2	12	0-0	0-0	3	0	0	0	0	0	0
1999	Tampa Bay	2	2	6	10	16	0-0	1-2	1	0	0	0	0	0	0
2000	Tampa Bay	1	1	4	9	13	0-0	0-0	1	0	0	0	0	0	0
2001	Tampa Bay	1	1	3	2	5	0-0	0-0	1	0	0	0	0	0	0
2002	Tampa Bay	3	3	9	3	12	0-0	0-0	2	0	0	0	0	0	0
2004	Denver	1	1	3	1	4	0-0	0-0	0	0	0	0	0	0	0
2005	Denver	2	2	7	2	9	0-0	1-5	3	0	0	0	0	0	0
<b>CAREER TOTALS</b>		<b>12</b>	<b>12</b>	<b>42</b>	<b>29</b>	<b>71</b>	<b>0-0</b>	<b>2-7</b>	<b>11</b>	<b>0</b>	<b>0</b>	<b>0</b>	<b>0</b>	<b>0</b>	<b>0</b>
<b>BRONCOS TOTALS</b>		<b>3</b>	<b>3</b>	<b>10</b>	<b>3</b>	<b>13</b>	<b>0-0</b>	<b>1-5</b>	<b>3</b>	<b>0</b>	<b>0</b>	<b>0</b>	<b>0</b>	<b>0</b>	<b>0</b>

### LYNCH'S SINGLE GAME HIGHS

(Postseason in parentheses)

**Interceptions** — 2, three times, last at Carolina, 10/27/02 (1, twice, last vs. New England, 1/14/06). **Interception return yards** — 36 at Detroit, 9/17/00 (5 vs. New England, 1/14/06). **Sacks** — 2, twice, last at San Diego, 12/31/05 (none). **Sack yards** — 26 at Washington, 12/19/98 (none).

### LYNCH'S MULTIPLE INTERCEPTION GAMES (3)

\*denotes win (Lynch's teams are 3-0 when he records more than one interception in a game.)

Date	Opponent	I-Yds.
10/15/95	vs. Minnesota*	2-9
12/13/98	vs. Pittsburgh*	2-29
10/27/02	at Carolina*	2-0

### DID YOU KNOW?

The Broncos did not allow a season sweep of their annual two-game series with the San Diego Chargers for 23 consecutive years from 1983-2005. That streak tied for the fourth longest of its kind in NFL history.

### JOHN LYNCH'S CAREER GAME-BY-GAME

(Victories asterisked)

1993 TAMPA BAY (5-11)											
Date	Opponent	P/S	UT	A	TT	S-Yds.	I-Yds.	PD	FF	FR	
Sep 5	vs. Kansas City	S	2	0	2	0-0	0-0	0	0	0	
Sep 12	at N.Y. Giants				INACTIVE						
Sep 26	at Chicago	P	0	0	0	0-0	0-0	0	0	0	
Oct 3	vs. Detroit*	S	2	2	4	0-0	0-0	2	0	0	
Oct 10	at Minnesota	P	0	0	0	0-0	0-0	0	0	0	
Oct 24	vs. Green Bay	P	0	0	0	0-0	0-0	0	0	0	
Oct 31	at Atlanta*	P	0	0	0	0-0	0-0	0	0	0	
Nov 7	at Detroit	P	0	0	0	0-0	0-0	0	0	0	
Nov 14	vs. San Francisco	S	4	2	6	0-0	0-0	0	0	0	
Nov 21	vs. Minnesota*	S	0	0	0	0-0	0-0	0	0	0	
Nov 28	at Green Bay	P	0	0	0	0-0	0-0	0	0	0	
Dec 5	vs. Washington	S	0	1	1	0-0	0-0	0	0	0	
Dec 12	vs. Chicago*	P	0	0	0	0-0	0-0	0	0	0	
Dec 19	at L.A. Raiders	P	0	0	0	0-0	0-0	0	0	0	
Dec 26	at Denver*	P	0	0	0	0-0	0-0	0	1	0	
Jan 2	vs. San Diego	P	0	0	0	0-0	0-0	0	0	0	
<b>Regular Season Totals</b>			<b>15/4</b>	<b>8</b>	<b>5</b>	<b>13</b>	<b>0-0</b>	<b>0-0</b>	<b>2</b>	<b>1</b>	<b>0</b>

1994 TAMPA BAY (6-10)											
Date	Opponent	P/S	UT	A	TT	S-Yds.	I-Yds.	PD	FF	FR	
Sep 4	at Chicago	P	0	0	0	0-0	0-0	0	0	0	
Sep 11	vs. Indianapolis*	P	0	0	0	0-0	0-0	0	0	0	
Sep 18	vs. New Orleans	P	0	0	0	0-0	0-0	0	0	0	
Sep 25	at Green Bay	P	0	0	0	0-0	0-0	0	0	0	
Oct 2	vs. Detroit*	P	0	0	0	0-0	0-0	0	0	0	
Oct 9	at Atlanta	P	0	0	0	0-0	0-0	0	0	0	
Oct 23	at San Francisco	P	2	0	2	0-0	0-0	0	0	0	
Oct 30	vs. Minnesota	P	1	0	1	0-0	0-0	0	0	0	
Nov 6	vs. Chicago	P	2	0	2	0-0	0-0	0	0	0	
Nov 13	at Detroit	P	2	2	4	0-0	0-0	0	0	0	
Nov 20	at Seattle	P	3	1	4	0-0	0-0	0	0	0	
Nov 27	at Minnesota*	P	0	0	0	0-0	0-0	0	0	0	
Dec 4	vs. Washington*	P	0	0	0	0-0	0-0	0	0	0	
Dec 11	vs. L.A. Rams*	P	1	1	2	0-0	0-0	0	0	0	
Dec 18	at Washington*	P	0	0	0	0-0	0-0	0	0	0	
Dec 24	vs. Green Bay	P	0	0	0	0-0	0-0	0	0	0	
<b>Regular Season Totals</b>			<b>16/0</b>	<b>11</b>	<b>4</b>	<b>15</b>	<b>0-0</b>	<b>0-0</b>	<b>0</b>	<b>0</b>	<b>0</b>

1995 TAMPA BAY (7-9)											
Date	Opponent	P/S	UT	A	TT	S-Yds.	I-Yds.	PD	FF	FR	
Sep 3	at Philadelphia*	P	3	0	3	0-0	0-0	0	0	0	
Sep 10	at Cleveland	S	2	0	2	0-0	0-0	0	0	0	
Sep 17	vs. Chicago	P	4	1	5	0-0	0-0	0	0	0	
Sep 24	vs. Washington*				INACTIVE						
Oct 1	at Carolina*				INACTIVE						
Oct 8	vs. Cincinnati*	P	3	1	4	0-0	1-3	1	0	0	
Oct 15	vs. Minnesota*	S	6	5	11	0-0	2-0	2	0	0	
Oct 22	vs. Atlanta	S	6	3	9	0-0	0-0	0	0	0	
Oct 29	at Houston	S	6	0	6	0-0	0-0	2	0	0	
Nov 12	at Detroit	S	4	0	4	0-0	0-0	0	0	0	
Nov 19	vs. Jacksonville*				INACTIVE						
Nov 26	at Green Bay	S	3	0	3	0-0	0-0	0	0	0	
Dec 3	at Minnesota				INACTIVE						
Dec 10	vs. Green Bay*				INACTIVE						

PLACED ON INJURED RESERVE DEC. 12 (PCL - KNEE)

1996 TAMPA BAY (6-10)											
Date	Opponent	P/S	UT	A	TT	S-Yds.	I-Yds.	PD	FF	FR	
Sep 1	vs. Green Bay	P	3	4	7	0-0	0-0	0	0	0	
Sep 8	at Detroit	P	4	2	6	0-0	0-0	0	0	0	
Sep 15	at Denver	P	4	1	5	0-0	0-0	0	0	0	
Sep 22	vs. Seattle	S	4	1	5	0-0	0-0	1	0	0	
Sep 29	vs. Detroit	S	6	3	9	0-0	0-0	0	0	0	
Oct 13	vs. Minnesota*	S	5	1	6	0-0	0-0	1	0	0	
Oct 20	at Arizona	S	5	0	5	1-5	0-0	0	0	0	
Oct 27	at Green Bay	S	6	2	8	0-0	1-1	3	0	0	
Nov 3	at Chicago	S	8	2	10	0-0	0-0	0	0	0	
Nov 10	vs. Oakland*	S	3	1	4	0-0	0-0	0	0	0	
Nov 17	at San Diego*	S	5	0	5	0-0	1-25	1	0	0	
Nov 24	vs. New Orleans*	S	2	3	5	0-0	1-0	1	1	1	
Dec 1	at Carolina	S	5	1	6	0-0	0-0	1	0	0	
Dec 8	vs. Washington*	S	5	1	6	0-0	0-0	0	0	0	
Dec 15	at Minnesota	S	5	2	7	0-0	0-0	0	0	0	
Dec 22	vs. Chicago*	S	4	5	9	0-0	0-0	1	0	0	
<b>Regular Season Totals</b>			<b>16/14</b>	<b>74</b>	<b>29</b>	<b>103</b>	<b>1-5</b>	<b>3-26</b>	<b>9</b>	<b>1</b>	<b>1</b>

1997 TAMPA BAY (10-6) TACKLES										
Date	Opponent	P/S	UT	A	TT	S-Yds.	I-Yds.	PD	FF	FR
Aug 31	vs. San Francisco*	S	3	2	5	0-0	0-0	0	0	0
Sep 7	at Detroit*	S	1	1	2	0-0	0-0	0	0	0
Sep 14	at Minnesota*	S	2	3	5	0-0	0-0	0	0	1
Sep 21	vs. Miami*	S	3	4	7	0-0	0-0	0	0	0
Sep 28	vs. Arizona*	S	7	6	13	0-0	1-0	2	0	0
Oct 5	at Green Bay	S	2	5	7	0-0	0-0	0	0	0
Oct 12	vs. Detroit	S	5	7	12	0-0	0-0	0	0	1
Oct 26	vs. Minnesota	S	6	8	14	0-0	0-0	0	0	0
Nov 2	at Indianapolis*	S	9	5	14	0-0	0-0	0	0	0
Nov 9	at Atlanta*	S	7	5	12	0-0	0-0	0	0	0
Nov 16	vs. New England*	S	2	8	10	0-0	0-0	0	0	0
Nov 23	at Chicago	S	7	8	15	0-0	0-0	1	0	0
Nov 30	at N.Y. Giants*	S	5	3	8	0-0	0-0	0	0	0
Dec 7	vs. Green Bay	S	6	6	12	0-0	1-28	1	1	0
Dec 14	at N.Y. Jets	S	5	7	12	0-0	0-0	0	0	0
Dec 21	vs. Chicago*	S	5	1	6	0-0	0-0	0	0	0

Regular Season Totals		16/16	75	79	154	0-0	2-28	4	1	2
Dec 28	vs. Detroit*&	S	6	2	8	0-0	0-0	1	0	0
Jan 4	at Green Bay†	S	4	0	4	0-0	0-0	2	0	0

Postseason Totals 2/2 10 2 12 0-0 0-0 3 0 0

&NFC Wild Card Playoff Game; †NFC Divisional Playoff Game

1998 TAMPA BAY (8-8) TACKLES										
Date	Opponent	P/S	UT	A	TT	S-Yds.	I-Yds.	PD	FF	FR
Sep 6	at Minnesota	S	6	5	11	0-0	0-0	0	0	0
Sep 13	at Green Bay	S	2	5	7	0-0	0-0	0	0	0
Sep 20	vs. Chicago*	S	2	5	7	0-0	0-0	1	0	1
Sep 28	at Detroit	S	3	1	4	0-0	0-0	0	1	0
Oct 4	vs. N.Y. Giants*	S	7	3	10	0-0	0-0	1	0	0
Oct 18	vs. Carolina*	S	4	5	9	0-0	0-0	1	0	0
Oct 25	at New Orleans	S	5	3	8	0-0	0-0	0	0	0
Nov 1	vs. Minnesota*	S	3	3	6	0-0	0-0	1	0	0
Nov 8	vs. Tennessee	INACTIVE (NECK)					0-0	0	0	0
Nov 15	at Jacksonville	S	4	4	8	0-0	0-0	1	0	0
Nov 22	vs. Detroit	S	3	4	7	0-0	0-0	0	0	0
Nov 29	at Chicago*	S	5	3	8	0-0	0-0	0	0	0
Dec 7	vs. Green Bay*	S	2	5	7	0-0	0-0	1	0	0
Dec 13	vs. Pittsburgh*	S	3	3	6	0-0	2-29	0	0	0
Dec 19	at Washington	S	6	3	9	2-26	0-0	0	1	0
Dec 27	at Cincinnati*	S	0	0	0	0-0	0-0	0	0	0

Regular Season Totals 15/15 55 52 107 2-26 2-29 6 2 1

1999 TAMPA BAY (11-5) TACKLES										
Date	Opponent	P/S	UT	A	TT	S-Yds.	I-Yds.	PD	FF	FR
Sep 12	vs. N.Y. Giants	S	3	7	10	0-0	0-0	0	0	0
Sep 19	at Philadelphia*	S	3	3	6	0-0	1-4	1	0	0
Sep 26	vs. Denver*	S	3	4	7	0.5-1	0-0	0	0	0
Oct 3	at Minnesota	S	6	2	8	0-0	0-0	1	0	0
Oct 10	at Green Bay	S	4	2	6	0-0	0-0	2	0	0
Oct 24	vs. Chicago*	S	2	5	7	0-0	0-0	2	0	0
Oct 31	at Detroit	S	5	2	7	0-0	0-0	1	0	0
Nov 7	at New Orleans*	S	7	2	9	0-0	0-0	2	0	0
Nov 14	vs. Kansas City*	S	8	5	13	0-0	0-0	1	1	0
Nov 21	vs. Atlanta*	S	5	5	10	0-0	0-0	0	0	0
Nov 28	at Seattle*	S	4	1	5	0-0	0-0	0	0	0
Dec 6	vs. Minnesota*	S	4	5	9	0-0	0-0	0	0	0
Dec 12	vs. Detroit*	S	2	7	9	0-0	1-28	1	0	0
Dec 19	at Oakland	S	3	3	6	0-0	0-0	0	0	0
Dec 26	vs. Green Bay*	S	1	6	7	0-0	0-0	1	0	0
Jan 2	at Chicago*	S	8	1	9	0-0	0-0	2	0	0

Regular Season Totals		16/16	68	60	128	0.5-1	2-32	14	1	0
Jan 15	vs. Washington*&	S	4	3	7	0-0	1-2	1	0	0
Jan 23	at St. Louis†	S	2	7	9	0-0	0-0	0	0	0

Postseason Totals 2/2 6 10 16 0-0 1-2 1 0 0

&NFC Divisional Playoff Game; †NFC Championship Game

### Did You Know?

The Broncos have tied for the NFL's second-best record at home in the month of December since 1995, posting a 21-4 (.840) mark. Denver won 12 consecutive home games in December from 1999-2005.

2000 TAMPA BAY (10-6) TACKLES										
Date	Opponent	P/S	UT	A	TT	S-Yds.	I-Yds.	PD	FF	FR
Sep 3	at New England*	S	3	4	7	0-0	0-0	0	0	1
Sep 10	vs. Chicago*	S	2	0	2	0-0	0-0	0	0	0
Sep 17	at Detroit*	S	2	2	4	0-0	1-36	1	0	0
Sep 24	vs. N.Y. Jets	S	6	2	8	0-0	0-0	1	0	0
Oct 1	at Washington	S	4	2	6	0-0	0-0	0	0	0
Oct 9	at Minnesota	S	6	5	11	0-0	0-0	0	0	1
Oct 19	vs. Detroit	S	5	6	11	0-0	0-0	1	0	0
Oct 29	vs. Minnesota*	S	3	4	7	0-0	0-0	0	0	0
Nov 5	at Atlanta*	S	5	4	9	1-3	0-0	1	0	0
Nov 12	vs. Green Bay*	S	5	4	9	0-0	0-0	0	0	0
Nov 19	at Chicago	S	1	0	1	0-0	0-0	0	0	0
Nov 26	vs. Buffalo*	S	6	2	8	0-0	0-0	0	0	0
Dec 3	vs. Dallas*	S	5	1	6	0-0	0-0	1	0	0
Dec 10	at Miami*	S	6	3	9	0-0	0-0	0	0	0
Dec 18	vs. St. Louis*	S	5	1	6	0-0	1-2	1	0	0
Dec 24	at Green Bay	S	2	4	6	0-0	1-5	1	0	0

Regular Season Totals		16/16	66	44	110	1-3	3-43	7	0	2
Dec 31	at Philadelphia*	S	4	9	13	0-0	0-0	1	0	0

Postseason Totals 1/1 4 9 13 0-0 0-0 1 0 0

&NFC Wild Card Playoff Game

2001 TAMPA BAY (9-7) TACKLES										
Date	Opponent	P/S	UT	A	TT	S-Yds.	I-Yds.	PD	FF	FR
Sep 9	at Dallas*	S	3	3	6	0-0	1-4	1	0	0
Sep 30	at Minnesota	S	7	2	9	0-0	0-0	1	0	0
Oct 7	vs. Green Bay*	S	5	1	6	0-0	0-0	1	0	0
Oct 14	at Tennessee	S	11	1	12	0-0	0-0	0	0	0
Oct 21	vs. Pittsburgh	S	6	3	9	1-0	0-0	0	0	0
Oct 28	vs. Minnesota*	S	2	2	4	0-0	0-0	0	0	0
Nov 4	at Green Bay	S	4	7	11	0-0	0-0	0	0	0
Nov 11	at Detroit*	S	3	3	6	0-0	0-0	1	0	0
Nov 18	vs. Chicago	S	3	2	5	0-0	0-0	0	0	0
Nov 26	at St. Louis*	S	2	1	3	0-0	1-15	2	0	0
Dec 2	at Cincinnati*	S	4	3	7	0-0	0-0	0	1	0
Dec 9	vs. Detroit*	S	8	2	10	0-0	0-0	1	0	1
Dec 16	at Chicago	S	8	3	11	0-0	0-0	0	0	0
Dec 23	vs. New Orleans*	S	4	1	5	0-0	0-0	0	0	0
Dec 29	vs. Baltimore*	S	0	1	1	0-0	0-0	0	0	0
Jan 6	vs. Philadelphia	S	0	0	0	0-0	1-2	1	0	0

Regular Season Totals 16/16 70 35 105 1-0 3-21 8 1 1

Jan 12 at Philadelphia\*& 3 2 5 0-0 0-0 1 0 0

Postseason Totals 1/1 3 2 5 0-0 0-0 1 0 0

&NFC Wild Card Playoff Game

2002 TAMPA BAY (12-4) TACKLES										
Date	Opponent	P/S	UT	A	TT	S-Yds.	I-Yds.	PD	FF	FR
Sep 8	vs. New Orleans	S	3	3	6	0-0	0-0	0	0	0
Sep 15	at Baltimore*	S	5	1	6	0-0	0-0	2	0	0
Sep 23	vs. St. Louis*	S	4	1	5	0-0	0-0	1	0	0
Sep 29	at Cincinnati*	S	4	3	7	0-0	0-0	0	0	0
Oct 6	at Atlanta*	S	3	4	7	0-0	0-0	0	0	0
Oct 13	vs. Cleveland*	S	1	3	4	0-0	0-0	3	0	0
Oct 20	at Philadelphia	S	8	3	11	0-0	0-0	0	0	0
Oct 27	at Carolina*	S	2	2	4	0-0	2-0	3	0	0
Nov 3	vs. Minnesota*	S	2	5	7	0-0	0-0	0	0	0
Nov 17	vs. Carolina*	S	0	3	3	0-0	1-0	2	0	0
Nov 24	vs. Green Bay*	S	3	4	7	0-0	0-0	0	0	0
Dec 1	at New Orleans	S	6	3	9	0-0	0-0	0	0	0
Dec 8	vs. Atlanta*	S	0	2	2	0-0	0-0	1	0	0
Dec 15	at Detroit*	INACTIVE (NECK)					0-0	0	0	0
Dec 23	vs. Pittsburgh	S	6	4	10	0-0	0-0	0	0	0
Dec 29	at Chicago*	S	3	5	8	0-0	0-0	0	0	0

Regular Season Totals 15/15 50 46 96 0-0 3-0 12 0 0

Jan 12 vs. San Francisco\*& 3 2 5 0-0 0-0 0 0 0

Jan 19 at Philadelphia\*† 6 0 6 0-0 0-0 1 0 0

Jan 26 vs. Oakland\*# 0 1 1 0-0 0-0 1 0 0

Postseason Totals 3/3 9 3 12 0-0 0-0 2 0 0

&NFC Divisional Playoff Game; †NFC Championship Game; #Super Bowl XXXVII

### Did You Know?

The Broncos own a 40-16 (.714) record at INVESCO Field at Mile High since the stadium was opened in 2001, and that mark ties for the fifth best in the NFL during that time.



2003 TAMPA BAY (7-9)										
Date	Opponent	P/S	UT	A	TT	S-Yds.	I-Yds.	PD	FF	FR
Sep 8	at Philadelphia*		2	1	3	0.5-5	0-0	2	0	0
Sep 14	vs. Carolina		8	5	13	0-0	0-0	1	0	0
Sep 21	at Atlanta		2	3	5	0-0	1-0	1	0	0
Oct 6	vs. Indianapolis		8	3	11	0-0	0	0	0	0
Oct 12	at Washington*		2	4	6	0-0	0-0	0	0	0
Oct 19	at San Francisco		8	1	9	0-0	0-0	0	0	0
Oct 26	vs. Dallas*					INACTIVE (SHOULDER)				
Nov 2	vs. New Orleans					INACTIVE (SHOULDER)				
Nov 9	at Carolina		5	2	7	0-0	0-0	1	0	0
Nov 16	vs. Green Bay		5	4	9	0-0	0-0	0	0	0
Nov 24	vs. N.Y. Giants*		4	2	6	0-0	1-18	1	0	0
Nov 30	at Jacksonville		3	3	6	0-0	0-0	0	0	0
Dec 7	at New Orleans*		5	0	5	0-0	0-0	0	0	0
Dec 14	vs. Houston*		2	2	4	0-0	0-0	1	0	0
Dec 20	vs. Atlanta		4	5	9	0-0	0-0	0	0	0
Dec. 28	at Tennessee		2	0	2	0-0	0-0	1	0	0
Regular Season Totals		14/14	60	35	95	0.5-5	2-18	7	0	0

2004 DENVER (10-6)										
Date	Opponent	P/S	UT	A	TT	S-Yds.	I-Yds.	PD	FF	FR
Sep 12	vs. Kansas City*		5	1	6	0-0	0-0	1	0	0
Sep 19	at Jacksonville		5	3	8	0-0	0-0	1	0	0
Sep 26	vs. San Diego*		3	1	4	0-0	0-0	1	0	0
Oct 3	at Tampa Bay*		6	1	7	0-0	0-0	2	0	0
Oct 10	vs. Carolina*		0	1	1	0-0	0-0	0	0	0
Oct 17	at Oakland*		5	1	6	0-0	0-0	0	1	0
Oct 25	at Cincinnati		5	1	6	0-0	0-0	0	0	0
Oct 31	vs. Atlanta		2	0	2	0-0	0-0	0	0	0
Nov 7	vs. Houston*					INACTIVE (BRUISED SACRUM)				
Nov 21	at New Orleans*		3	0	3	0-0	0-0	0	0	0
Nov 28	vs. Oakland		3	1	4	0-0	1-2	1	0	0
Dec 5	at San Diego		8	0	8	1-11	0-0	0	2	0
Dec 12	vs. Miami*		4	2	6	1-6	0-0	0	0	0
Dec 19	at Kansas City		4	3	7	0-0	0-0	0	0	0
Dec 25	at Tennessee*		1	3	4	0-0	0-0	2	0	0
Jan 2	vs. Indianapolis*		2	2	4	0-0	0-0	2	0	0
Regular Season Totals		15/15	56	20	76	2-17	1-2	10	3	0
Jan 9	at Indianapolis*		3	1	4	0-0	0-0	0	0	0
Postseason Totals		1/1	3	1	4	0-0	0-0	0	0	0

\*AFC Wild Card Playoff Game

2005 DENVER (13-3)										
Date	Opponent	P/S	UT	A	TT	S-Yds.	I-Yds.	PD	FF	FR
Sep 11	at Miami		2	4	6	0-0	0-0	0	0	0
Sep 18	vs. San Diego*		6	1	7	1-12	0-0	0	0	0
Sep 26	vs. Kansas City*		3	1	4	0-0	0-0	2	0	0
Oct 2	at Jacksonville*		2	0	2	0-0	0-0	0	0	0
Oct 9	vs. Washington*		6	2	8	0-0	0-0	0	0	0
Oct 16	vs. New England*		0	3	3	0-0	0-0	2	0	0
Oct 23	at N.Y. Giants		2	3	5	0-0	0-0	0	0	0
Oct 30	vs. Philadelphia*		2	1	3	0-0	1-1	2	0	0
Nov 13	at Oakland*		3	0	3	0-0	0-0	0	0	0
Nov 20	vs. N.Y. Jets*		2	0	2	0-0	1-1	2	0	0
Nov 24	at Dallas*		3	1	4	0-0	0-0	0	0	0
Dec 4	at Kansas City		4	0	4	0-0	0-0	0	0	0
Dec 11	vs. Baltimore*		2	1	3	0-0	0-0	0	1	0
Dec 17	at Buffalo*		1	0	1	0-0	0-0	0	0	0
Dec 24	vs. Oakland*		4	3	7	1-17	0-0	0	1	0
Dec 31	at San Diego*		5	2	7	2-12	0-0	0	2	0
Regular Season Totals		16/16	47	22	69	4-41	2-2	8	4	0
Jan 14	vs. New England* &		4	1	5	0-0	1-5	2	0	0
Jan 22	vs. Pittsburgh*		3	1	4	0-0	0-0	1	0	0
Postseason Totals		2/2	7	2	9	0-0	1-5	3	0	0

\*AFC Divisional Playoff Game; #AFC Championship Game

2006 DENVER (9-7)										
Date	Opponent	P/S	UT	A	TT	S-Yds.	I-Yds.	PD	FF	FR
Sep 10	at St. Louis		4	1	5	0-0	0-0	0	0	0
Sep 17	vs. Kansas City*		6	3	9	0-0	0-0	0	0	1
Sep 24	at New England*		3	0	3	0-0	0-0	1	0	0
Oct 9	vs. Baltimore*		4	3	7	0-0	0-0	0	0	0
Oct 15	vs. Oakland*		5	0	5	0-0	0-0	2	0	0
Oct 22	at Cleveland*		1	2	3	0-0	0-0	0	0	0
Oct 29	vs. Indianapolis		3	3	6	0-0	0-0	0	0	0
Nov 5	at Pittsburgh*		3	1	4	0-0	0-0	0	1	0
Nov 12	at Oakland*		3	1	4	0-0	0-0	0	0	0
Nov 19	vs. San Diego		5	1	6	0-0	0-0	0	0	0
Nov 23	at Kansas City		4	5	9	0-0	0-0	1	0	0
Dec 3	vs. Seattle		3	1	4	0-0	0-0	0	0	0
Dec 10	at San Diego		5	5	10	0-0	0-0	0	0	0
Dec 17	at Arizona		5	1	6	0-0	0-0	0	0	0
Dec 24	vs. Cincinnati*		6	2	8	0-0	0-0	1	1	0
Dec 31	vs. San Francisco		4	4	8	0-0	0-0	0	0	0
Regular Season Totals		16/16	64	33	97	0-0	0-0	5	2	1

2007 DENVER (7-9)										
Date	Opponent	P/S	UT	A	TT	S-Yds.	I-Yds.	PD	FF	FR
Sep 9	at Buffalo*		1	2	3	1-11	0-0	0	0	0
Sep 16	vs. Oakland*		5	0	5	0-0	0-0	1	0	0
Sep 23	vs. Jacksonville		2	0	2	0-0	0-0	0	0	0
Sep 30	at Indianapolis					INACTIVE (GROIN)				
Oct 7	vs. San Diego		5	1	6	0-0	0-0	0	0	0
Oct 21	vs. Pittsburgh*		4	2	6	0-0	0-0	1	0	0
Oct 29	vs. Green Bay		2	0	2	0-0	0-0	0	0	0
Nov 4	at Detroit					INACTIVE (NECK)				
Nov 11	at Kansas City*					INACTIVE (NECK)				
Nov 19	vs. Tennessee*		3	1	5	0-0	0-0	0	0	0
Nov 25	at Chicago		4	2	5	0-0	0-0	0	0	0
Dec 2	at Oakland		5	1	6	0-0	0-0	0	0	0
Dec 9	vs. Kansas City*		2	0	2	0-0	0-0	0	0	0
Dec 13	at Houston		4	2	6	0-0	0-0	1	0	0
Dec 24	at San Diego		5	0	5	0-0	0-0	0	0	0
Dec 30	vs. Minnesota*		6	3	9	0-0	0-0	0	0	0
Regular Season Totals		13/12	48	14	62	1-11	0-0	3	0	0



## JOSH MALLARD

6-2 • 265 • 5TH YR. • GEORGIA

**BORN:** March 21, 1979, in Savannah, Ga.

**HIGH SCHOOL:** Benedictine Military Academy, Savannah, Ga.

**ACQUIRED:** Free Agent, 2007

**NFL YEAR:** 5th • **YEAR WITH BRONCOS:** 2nd

**NFL GAMES PLAYED/STARTED:** 38/1 • **POSTSEASON:** 0/0



### DEFENSIVE TACKLE

#### MALLARD AT A GLANCE:

- A fifth-year defensive tackle who enters his first full season with the Broncos after totaling 3.5 sacks and 20 tackles (15 solo) in eight games played with Denver to end the 2007 season.
- Ranked third on Atlanta in 2006 with a career-high four sacks in 14 games (1 start).
- Spent the 2004 and '05 regular seasons out of the NFL after competing in the Dolphins' and Colts' training camps, respectively, during those years.
- Saw action in 13 games with Indianapolis as a rookie in 2002, totaling 20 tackles and one sack along with three fumble recoveries that ranked second on the team.
- Played for the Amsterdam Admirals of NFL Europe during its 2005 season.
- Finished his career at the University of Georgia ranked fifth in school history with 18 sacks.
- Joined the Broncos as a free agent on Nov. 6, 2007.
- Selected by Indianapolis in the seventh round (220th overall) of the 2002 NFL Draft.

**CAREER TRANSACTIONS:** Signed by Indianapolis as a draft choice 7/15/02; Waived by Indianapolis 8/31/03; Signed by Cleveland 12/10/03; Waived by Cleveland 12/12/03; Signed by Miami 2/4/04; Waived by Miami 8/30/04; Signed by Indianapolis to a future contract 1/13/05; Waived by Indianapolis 9/3/05; Signed by Atlanta to a future contract 1/4/06; Waived by Atlanta 9/2/06; Signed by Atlanta 9/11/06; Waived by Atlanta 10/13/07; Signed by Denver 11/6/07.



**2007:** Mallard joined the Broncos as a free agent on Nov. 6 after playing in three games with Atlanta (did not record any statistics)... Played 11 games for the year, including his eight contests with Denver, and registered 20 tackles (15 solo), 3.5 sacks (7.5 yds.), one pass breakup and one forced fumble... Ranked third on Denver with 3.5 sacks... Made his Broncos debut at K.C. (11/11) and had two tackles in that contest... Contributed two solo tackles, one sack (first as a Bronco), one pass breakup and one forced fumble vs. K.C. (12/9)... Added three tackles, including one sack (3 yds.), on *Monday Night Football* at S.D. (12/24)... Posted a career-high 1.5 sacks in a four-tackle effort vs. Min. (12/30).

**2006:** Mallard recorded eight tackles (7 solo), four sacks (23 yds.), four forced fumbles, one fumble recovery and two pass breakups in 14 games (1 start) with Atlanta... Four sacks ranked third on the Falcons and were a career high... Recorded his first sack of the season vs. Pit. (10/22)... Posted one sack in three consecutive games at Det. (11/5), vs. Cle. (11/12) and at Bal. (11/19).

**2005:** Mallard spent the regular season out of the NFL after he was waived by Indianapolis on Sept. 3.

**2004:** Mallard spent the regular season out of NFL after he was waived by Miami on Aug. 30... Competed in NFL Europe with Amsterdam after the year, posting 12 tackles, two sacks and two blocked punts.

**2003:** Mallard spent training camp with Indianapolis but was waived on Aug. 31... Was out of football until Cleveland signed him on Dec. 10... Spent two days with the Browns before he was waived on Dec. 12.

**2002:** Selected by Indianapolis in the seventh round (220th overall) of the 2002 NFL Draft, Mallard played 13 games (0 starts) as a rookie... Registered 20 tackles (15 solo), one sack (7 yds.) and three fumble recoveries... Three fumble recoveries ranked second on the club... Inactive for an AFC Wild Card Game at NYJ (1/4)... Had two tackles in his pro debut at Jac. (9/8)... Recorded the first sack of his NFL career when he dropped Chad Hutchinson for a 7-yard loss vs. Dal. (11/17) and added two fumble recoveries in that game... Posted one fumble recovery at Phi. (11/10).

**COLLEGE:** Mallard played 43 career games (7 starts) at the University of Georgia, totaling 74 tackles (50 solo), 18 sacks, five forced fumbles and three passes defended... Finished his career fifth on the Bulldogs' all-time sacks list... Played 11 games (1 start) as a senior, posting 20 tackles (12 solo) and five sacks despite being limited by a knee injury... Credited with 28 tackles (20 solo) and three sacks in 11 games (6 starts) as a junior... Played 10 games as a redshirt freshman, recording 14 tackles (10 solo) and six sacks.

**PERSONAL:** Mallard played football at Benedictine Military Academy in Savannah, Ga., where he was a 1996 SuperPrep All-America selection and was named to the *Atlanta Journal-Constitution* Super Southern 100, Top 50 in Georgia and AAA All-State first-team... Earned AAA All-State recognition from the Georgia Sportswriters Association and was the Region 3-AAAA Defensive Player of the Year... Named Savannah Player of the Year by *The Savannah News Press*... Led his team to the state quarterfinals with 168 tackles and 36 sacks as a senior... Majored in economics at Georgia... Joshua B. Mallard was born on March 21, 1979, in Savannah, Ga.

#### MALLARD'S REGULAR SEASON RECORD

Year	Club	G	S	UT	A	TT	S-Yds.	I-Yds.	PD	FF	FR	TD-Int.	TD-FR	S	Pts.
2002	Indianapolis	13	0	15	5	20	1-7	0-0	0	0	3	0	0	0	0
2003	Cleveland	0	0	0	0	0	0-0	0-0	0	0	0	0	0	0	0
2004							OUT OF FOOTBALL								
2005							OUT OF FOOTBALL								
2006	Atlanta	14	1	7	1	8	4-23	0-0	2	4	1	0	0	0	0
2007	Den./Atl.	11	0	15	5	20	3.5-7.5	0-0	1	1	0	0	0	0	0
<b>CAREER TOTALS</b>		<b>38</b>	<b>1</b>	<b>37</b>	<b>11</b>	<b>48</b>	<b>8.5-37.5</b>	<b>0-0</b>	<b>3</b>	<b>5</b>	<b>4</b>	<b>0</b>	<b>0</b>	<b>0</b>	<b>0</b>
<b>BRONCOS TOTALS</b>		<b>8</b>	<b>0</b>	<b>15</b>	<b>5</b>	<b>20</b>	<b>3.5-7.5</b>	<b>0-0</b>	<b>1</b>	<b>1</b>	<b>0</b>	<b>0</b>	<b>0</b>	<b>0</b>	<b>0</b>

#### MALLARD'S POSTSEASON RECORD

Year	Club	G	S	UT	A	TT	S-Yds.	I-Yds.	PD	FF	FR	TD-Int.	TD-FR	S	Pts.
2002	Indianapolis	0	0	0	0	0	0-0	0-0	0	0	0	0	0	0	0
<b>CAREER TOTALS</b>		<b>0</b>	<b>0</b>	<b>0</b>	<b>0</b>	<b>0</b>	<b>0-0</b>	<b>0-0</b>	<b>0</b>	<b>0</b>	<b>0</b>	<b>0</b>	<b>0</b>	<b>0</b>	<b>0</b>

#### MALLARD'S SINGLE GAME HIGHS

(Postseason in parentheses)

**Sacks** — 1.5 vs. Minnesota, 12/30/07 (none). **Sack yards** — 8 vs. Cleveland, 11/12/06 (none). **Interceptions** — None (none). **Interception return yards** — None (none).



## MARQUAND MANUEL

6-0 • 213 • 7TH YR. • FLORIDA

**BORN:** July 11, 1979, in Miami

**HIGH SCHOOL:** Miami Senior High School, Miami

**ACQUIRED:** Unrestricted Free Agent (Carolina), 2008

**NFL YEAR:** 7th • **YEAR WITH BRONCOS:** 1st

**NFL GAMES PLAYED/STARTED:** 91/38 • **POSTSEASON:** 4/3



SAFETY

#### MANUEL AT A GLANCE:

- A seventh-year safety who owns 41 overall games of starting experience in the NFL during stints with Carolina (2007), Green Bay (2006), Seattle (2004-05) and Cincinnati (2002-03).
- Enters his first season with the Broncos in 2008 after joining the club as an unrestricted free agent from Carolina, where he played 16 games (2 starts) in 2007.
- Started all 16 games for the Packers in 2006, totaling a career-high 103 tackles to rank fourth on the team while adding an interception returned for a touchdown.
- Helped Seattle post a 13-3 record and advance to Super Bowl XL in 2005, starting 11 regular-season games and all three playoff games that year.
- Spent his first two professional seasons with Cincinnati, including the 2002 campaign when he started eight games and made 34 tackles as a rookie.
- Owns significant experience on special teams, registering 33 career stops on coverage units.

- Totaled 308 career tackles and was a three-year starter at the University of Florida, which he helped to an SEC Championship Game victory as a junior in 2000.
- Joined the Broncos as an unrestricted free agent on March 8, 2008.
- Selected by Cincinnati in the sixth round (181st overall) of the 2002 NFL Draft.

**CAREER TRANSACTIONS:** Signed by Cincinnati as a draft choice 5/16/02; Waived by Cincinnati 9/5/04; Claimed off waivers by Seattle 9/6/04; Signed by Green Bay as an unrestricted free agent 3/13/06; Released by Green Bay 9/1/07; Signed by Carolina 9/3/07; Signed by Denver as an unrestricted free agent 3/8/08.



**2007:** Manuel played 16 games (2 starts) for Carolina, totaling 14 tackles (9 solo), one interception (4 yds.), one sack (11 yds.), one pass breakup and five special-teams tackles... Added one forced fumble on special teams... Joined the Panthers on Sept. 3 after competing in training camp with Green Bay... Started at free safety and produced one tackle on both defense and special teams at Atl. (9/23)... Forced a fumble on punt coverage (recovered by Carolina) and had one special-teams tackle at Ten. (11/4)... Posted one sack and one interception vs. S.F. (12/2), marking the first such outing of his career... Sack also was his first as a pro... Started in place of an injured Chris Harris at strong safety and collected a season-high six tackles at T.B. (12/30).

**2006:** Manuel started all 16 games at strong safety and led Green Bay's defensive backs while placing fourth on the club with a career-high 103 tackles (72 solo)... Added one interception (29-yard touchdown return), four pass breakups and one special-teams tackle... Recorded five or more solo tackles in eight games and reached double digits in total tackles three times... Spent a portion of the offseason healing from a groin injury sustained during Super Bowl XL while playing for Seattle... Missed the first two preseason games due to a strained calf... Scored the first touchdown of his career at Det. (9/24) when he intercepted a pass deflected by Ahmad Carroll and returned the takeaway 29 yards for a score... Interception also marked the first of his regular-season career (had one in the 2005 NFC Championship Game)... Tied for the team-high with nine tackles (6 solo) vs. Ari. (10/29)... Matched a personal best with 12 stops vs. NYJ (12/3).

**2005:** Manuel started 14 overall games (11 regular season, 3 postseason) for Seattle, appearing in all 19 of its games that season to help it post a 13-3 record and advance to Super Bowl XL... Tied for third on the team with 67 tackles (54 solo) while adding two pass breakups and one fumble recovery... Started all three postseason games, totaling six tackles, one interception (32 yds.) and five pass breakups... Led the team with three passes defended in an NFC Divisional Playoff Game vs. Was. (1/14)... Returned an interception 32 yards to set up a touchdown in the NFC Championship Game vs. Car. (1/22) with the interception marking the first of his pro career... Had one solo tackle before leaving early in the second quarter of Super Bowl XL vs. Pit. (2/5) with a groin injury... Stepped into the starting lineup at free safety in Seattle's sixth game vs. Dal. (10/23) in place of Ken Hamlin, who suffered a season-ending injury... Responded to getting the starting nod against the Cowboys by tying his then-career high with eight tackles... Posted a career-best 12 tackles (9 solo) the following game at Ari. (11/6)... Made his first career fumble recovery vs. Stl. (11/13)... Tallied seven tackles (5 solo) at G.B. (1/1).

**2004:** Manuel played 15 games (0 starts) for Seattle, finishing with 10 tackles (7 solo) on defense and nine stops on special teams... Claimed off waivers by Seattle from Cincinnati on Sept. 6... Saw little time at safety until midway through the season when he began getting on the field in the Seahawks' nickel defense... Recorded two tackles (1 solo) in an NFC Wild Card Game vs. Stl. (1/8)... Had his most productive games late in the year with four tackles vs. Ari. (12/26) and three stops vs. Atl. (1/2).

**2003:** Manuel totaled eight tackles (6 solo) in 13 games (1 start) for the Bengals... Added five tackles on special teams... Made his only start of the season vs. Den. (9/7), lining up at strong safety and making one tackle... Recorded seven tackles vs. S.F. (12/14) in a game in which several members of Cincinnati's secondary were forced out due to injuries.

**2002:** Selected by Cincinnati in the sixth round (181st overall) of the 2002 NFL Draft, Manuel played 15 games (8 starts) as a rookie and posted 34 tackles (27 solo), one forced fumble and three passes defended... Contributed eight tackles on special teams... Made his NFL debut at Cle. (9/15)... Started for the first time as a pro at Ind. (10/6) and had two tackles against the Colts... Notched five tackles vs. Pit. (10/13) and at Bal. (11/10)... Recorded a season-high eight stops (six solo) at Buf. (12/29) in a start at free safety.

**COLLEGE:** A three-year starter at the University of Florida, Manuel played 46 games for his collegiate career and totaled 308 tackles, eight sacks and six interceptions for the Gators... Started two games at outside linebacker in addition to seeing significant action at safety... Served as a key leader on Florida's Southeastern Conference Championship team in 2000 that earned a berth in the Sugar Bowl... Totaled 118 tackles, three interceptions, two sacks, one forced fumble and four pass breakups as a sophomore.

**PERSONAL:** Manuel earned All-America honors at Miami Senior High School in Miami on a team that featured six other future NFL players (Andre Johnson, Sedrick Irvin, Blue Adams, Roscoe Parrish, Jamal Jackson and Atari Bigby)... Established the Marquand Manuel Foundation to help kids in his hometown of Miami... Earned a bachelor's degree in criminology and law from Florida as an honor roll student... Finished his collegiate career as a graduate student working toward a master's degree in counseling education with a special emphasis on mental health... Was a four-time SEC honor roll selection... Oldest brother, John, was a *Parade* All-American and played football at Florida State University... Is the ninth of 18 children and has a family of siblings whose ages differ by 25 years from oldest to youngest... Has an infant daughter, Madison... Marquand Alexander Manuel was born on July 11, 1979, in Miami.

### MANUEL'S REGULAR SEASON RECORD

Year	Club	G	S	UT	A	TT	S-Yds.	I-Yds.	PD	FF	FR	TD-Int.	TD-FR	S	Pts.
2002	Cincinnati	15	8	27	7	34	0-0	0-0	3	1	0	0	0	0	0
2003	Cincinnati	13	1	6	2	8	0-0	0-0	0	0	0	0	0	0	0
2004	Seattle	15	0	7	3	10	0-0	0-0	0	0	0	0	0	0	0
2005	Seattle	16	11	54	13	67	0-0	0-0	2	0	1	0	0	0	0
2006	Green Bay	16	16	72	31	103	0-0	1-29t	4	0	0	1	0	0	6
2007	Carolina	16	2	9	5	14	1-11	1-4	1	0	0	0	0	0	0
<b>CAREER TOTALS</b>		<b>91</b>	<b>38</b>	<b>175</b>	<b>61</b>	<b>236</b>	<b>1-11</b>	<b>2-33</b>	<b>10</b>	<b>1</b>	<b>1</b>	<b>1</b>	<b>0</b>	<b>0</b>	<b>6</b>

**ADDITIONAL STATISTICS:** Special teams tackles — 2002 (8), 2003 (5), 2004 (9), 2005 (5), 2006 (1), 2007 (5), TOTAL (33). Forced a fumble on punt coverage at Tennessee (11/4/07). Returned an interception 29 yards for a touchdown at Detroit (9/24/06).

### MANUEL'S POSTSEASON RECORD

Year	Club	G	S	UT	A	TT	S-Yds.	I-Yds.	PD	FF	FR	TD-Int.	TD-FR	S	Pts.
2004	Seattle	1	0	1	1	2	0-0	0-0	0	0	0	0	0	0	0
2005	Seattle	3	3	5	1	6	0-0	1-32	5	0	0	0	0	0	0
<b>CAREER TOTALS</b>		<b>4</b>	<b>3</b>	<b>6</b>	<b>2</b>	<b>8</b>	<b>0-0</b>	<b>1-32</b>	<b>5</b>	<b>0</b>	<b>0</b>	<b>0</b>	<b>0</b>	<b>0</b>	<b>0</b>

**ADDITIONAL STATISTICS:** Special teams tackles — 2004 (3), TOTAL (3).

### MANUEL'S SINGLE GAME HIGHS

(Postseason in parentheses)

**Interceptions** — 1, twice, last vs. San Francisco, 12/2/07 (1 vs. Carolina, 1/22/06). **Interception return yards** — 29t at Detroit, 9/24/06 (32 vs. Carolina, 1/22/06). **Sacks** — 1 vs. San Francisco, 12/2/07 (none). **Sack yards** — 11 vs. San Francisco, 12/2/07 (none).



## BRANDON MARSHALL

6-4 • 230 • 3RD YR. • CENTRAL FLORIDA

**BORN:** March 23, 1984, in Pittsburgh

**HIGH SCHOOL:** Lake Howell High School, Winter Park, Fla.

**ACQUIRED:** Draft #4a (119th overall), 2006

**NFL YEAR:** 3rd • **YEAR WITH BRONCOS:** 3rd

**NFL GAMES PLAYED/STARTED:** 31/17

15

### WIDE RECEIVER

#### MARSHALL AT A GLANCE:

- A third-year wide receiver whose 102 receptions in 2007 marked the third-highest total by a second-year player in NFL history while ranking second in Broncos annals for a single season and fifth in the NFL that year.
- Registered the first 1,000-yard receiving effort of his career with Denver in 2007, totaling 1,325 receiving yards that ranked third in club history for a season and sixth in the NFL that year.
- Led the NFL in receiving yards after contact (according to STATS, Inc.) in 2007, totaling 319 yards (24.1 percent of his total) following initial contact with a defender.
- Had three 10-catch games for the Broncos in 2007 and became the first player in club history to record consecutive outings with at least 10 receptions.
- Totaled 18 catches and 287 receiving yards over the final seven games of the 2006 season as a rookie for Denver after recording two grabs in his first eight games played.
- Scored on a 71-yard catch-and-run reception against Seattle on *Sunday Night Football* (12/3/06) that tied for the fourth-longest reception by a Broncos rookie in club history.
- Started 21 games as a wide receiver and added seven starts as a safety during four seasons at the University of Central Florida, where he played 44 career games.
- Posted the second-most receiving yards (1,195) in a season in UCF history as a senior en route to earning second-team All-Conference USA honors.
- Selected by the Broncos in the fourth round (119th overall) of the 2006 NFL Draft.

**CAREER TRANSACTIONS:** Signed by Denver as a draft choice 7/26/06.



**2007:** Marshall started all 16 games and led Denver with 102 receptions, which marked the third most by a second-year player in NFL history, 1,325 receiving yards (13.0 avg.) and seven touchdowns... 102 receptions ranked second in Broncos history and fifth in the NFL for the year... Became the first player drafted by the Broncos to reach 100 receptions in a season, posting the franchise's fifth 100-catch output by its fourth different player... 1,325 receiving yards ranked third in Broncos history and sixth in the league for the year... Led the NFL in receiving yards after contact (319 / 24.1% of his total) according to STATS, Inc.... Recorded four 100-yard receiving

### REACHING THE CENTURY MARK IN SECOND YEAR

#### MOST RECEPTIONS BY A SECOND-YEAR PLAYER, NFL HISTORY

Player	Year	Rec.	Yds.	Avg.	TDs
1. Isaac Bruce, Stl.	1995	119	1,781	15.0	13
2. Larry Fitzgerald, Ari.	2005	103	1,409	13.7	10
3. Brandon Marshall, Den.	2007	102	1,325	13.0	7
4. Marques Colston, N.O.	2007	98	1,202	12.3	11
5. Lionel Taylor, Den.	1960	92	1,235	13.4	12

efforts... Totaled three contests with at least 10 catches and became the first Bronco in team annals to post consecutive 10-catch outings (10 vs. K.C. 12/9 and 11 at Hou. 12/13)... Led the NFL with 43 receptions in December (six more than next closest player) that went for 478 yards with three touchdowns... Added five rushes for 57 yards... Opened the year with five catches for 52 yards with one touchdown at Buf. (9/9)... Reached the 100-yard mark for the first time as a pro with 133 yards on seven catches vs. Jac. (9/23)... Led the team with nine catches for 96 yards at Det. (11/4)... Scored on a 41-yard touchdown catch on *Monday Night Football* vs. Ten. (11/19) before scoring on a 68-yarder at Chi. (11/25)... Notched the first 10-catch effort of his career with 10 receptions for 115 yards with two touchdowns vs. K.C. (12/9)... Performance against the Chiefs marked the first multiple-touchdown game of his career, and he also went above the 1,000-yard receiving mark for the year that day... Made a career-high 11 catches for 107 yards at Hou. (12/13), becoming the first Bronco in club history to post consecutive 10-catch efforts... Recorded his third 10-catch outing in a four-game span with 10 grabs for 114 yards with one touchdown vs. Min. (12/30)... Also rushed twice for 31 yards, including a career-long 24-yard carry, against the Vikings.

**2006:** Selected by the Broncos in the fourth round (119th overall) of the 2006 NFL Draft, Marshall played 15 games (1 start) as a rookie and totaled 20 catches for 309 yards (15.5 avg.) with two touchdowns, including a 71-yard scoring grab... Rushed twice for 12 yards and contributed six special-teams stops... Posted 18 catches for 287 yards (15.5 avg.) with one touchdown in the Broncos' final seven games, including at least one catch in each game... Declared inactive for the season opener at Stl. (9/10) after tearing the posterior cruciate ligament in his right knee during the Broncos' first preseason game at Detroit... Contributed a special-teams stop in his professional debut vs. K.C. (9/17)... Recorded the first two receptions of his career, including a 9-yard scoring catch, at Cle. (10/22)... Scored on a 71-yard catch-and-run grab from Jay Cutler that marked the second-longest rookie-to-rookie passing play in team history on *Sunday Night Football* vs. Sea. (12/3)... Play tied for the fourth-longest catch by a rookie in Denver annals... Shared the team lead with five catches for 58 yards and had a 6-yard carry at Ari. (12/17)... Started his first game as a pro vs. Cin. (12/24), leading the Broncos with four catches for 65 yards... Made a toe-tapping 36-yard grab along the sideline that set up Tony Scheffler's 1-yard touchdown grab against the Bengals... Rod Smith took the snap from center and threw a lateral to Cutler, who fired 36 yards downfield to Marshall on the play.

**COLLEGE:** Marshall started 21 career games at wide receiver at the University of Central Florida and added seven starts at safety for the school during his junior year... Played 44 career games (21 starts) at UCF, posting 112 receptions for 1,674 yards (14.9 avg.) with 13 touchdowns... Recorded 52 tackles (31 solo), one interception, 0.5 sacks, two pass breakups and one forced fumble defensively for his collegiate career... Led UCF with career highs in receptions (74), receiving yards (1,195) and receiving touchdowns (11) in 13 games (12 starts) as a senior in 2005... Earned second-team All-Conference USA recognition for his play that year with his receiving yardage total ranking second, his reception total tying for eighth and his touchdown reception total tying for sixth on the school's all-time single-season list... Played 10 games with a total of 10 starts as a junior, starting three contests at wide receiver and seven at safety... Led the team with 51 tackles (30 solo) that year while posting eight catches for 84 yards (10.5 avg.)... Played 12 games (6 starts) as a sophomore and was one of two true freshmen to play for UCF.

**PERSONAL:** Marshall was chosen as an all-state selection and was named the Seminole County Utility Player of the Year at Lake Howell High School in Winter Park, Fla.... Accounted for 1,506 yards of total offense as a senior, gaining 1,056 yards through the air and 450 on the ground... Threw 11 touchdowns and also scored four defensively (two interception returns and two fumble returns)... Played in the all-Central Florida game and was named MVP of the contest... Lettered in basketball and track three times... Won the Class 3A state triple-jump championship with a jump of 48-feet, six-and-three-quarter inches as a senior... Had another 48-foot jump to win the triple jump at the Golden South track and field event... Majored in liberal studies at Central Florida... An active member of the Kappa Psi fraternity and the group's charity work... Working on a project to restore Larimer Park in Pittsburgh, where he resides... Restores vintage automobiles... Brandon Marshall was born on March 23, 1984, in Pittsburgh.

### MARSHALL IN DENVER'S RECORD BOOK

#### MOST RECEPTIONS, SEASON, DENVER HISTORY

Player	Rec.	Yds.	Avg.	TDs
1. Rod Smith, 2001	113	1,343	11.9	11
2. Brandon Marshall, 2007	102	1,325	13.0	7
3. Ed McCaffrey, 2000	101	1,317	13.0	9
4. Rod Smith, 2000	100	1,602	16.0	8
Lionel Taylor, 1961	100	1,176	11.8	4

#### MOST RECEIVING YDS., SEASON, DENVER HISTORY

Player	Rec.	Yds.	Avg.	TDs
1. Rod Smith, 2000	100	1,602	16.0	8
2. Rod Smith, 2001	113	1,343	11.9	11
3. Brandon Marshall, 2007	102	1,325	13.0	7
4. Ed McCaffrey, 2000	101	1,317	13.0	9
5. Steve Watson, 1981	60	1,244	20.7	13



### MARSHALL'S REGULAR SEASON RECORD

		RECEIVING							RUSHING					SCORING						
Year	Club	G	S	No.	Yds.	Avg.	LG	TD	No.	Yds.	Avg.	LG	TD	TD	TDr	TDp	TDrt	2pt	Pts.	
2006	Denver	15	1	20	309	15.5	71t	2	2	12	6.0	6	0	2	0	2	0	0	12	
2007	Denver	16	16	102	1,325	13.0	68t	7	5	57	11.4	24	0	7	0	7	0	0	42	
CAREER TOTALS		31	17	122	1,634	13.4	71t	9	7	69	9.9	24	0	9	0	9	0	0	54	

**ADDITIONAL STATISTICS:** Special teams tackles — 2006 (6), TOTAL (6). Miscellaneous tackles — 2007 (7), TOTAL (7). Fumble recoveries — 2007 (2), TOTAL (2). Sacked twice for a loss of nine yards in 2007.

### MARSHALL'S SINGLE GAME HIGHS

(Postseason in parentheses)

**Receptions** — 11 at Houston, 12/13/07 (none). **Receiving yards** — 133 vs. Jacksonville, 9/23/07 (none). **Longest reception** — 71t vs. Seattle, 12/3/06 (none). **Receiving touchdowns** — 2 vs. Kansas City, 12/9/07 (none). **Rushes** — 2 vs. Minnesota, 12/30/07 (none). **Rushing yards** — 31 vs. Minnesota, 12/30/07 (none). **Longest rush** — 24 vs. Minnesota, 12/30/07 (none). **Rushing touchdowns** — None (none).

### MARSHALL'S 100-YARD RECEIVING GAMES (4)

\*denotes win (The Broncos are 2-2 when Marshall records 100 or more yards receiving in a game.)

Date	Opponent	No.	Yds.	Avg.	LG	TD
9/23/07	vs. Jacksonville	7	133	19.0	49	0
12/9/07	vs. Kansas City*	10	115	11.5	22	2
12/13/07	at Houston	11	107	9.7	17	0
12/30/07	vs. Minnesota*	10	114	11.4	17	1

### MARSHALL'S REGULAR SEASON TOP FIVE

#### RECEIVING YARDS

133 — vs. Jacksonville, 9/23/07 (7 rec.)  
115 — vs. Kansas City, 12/9/07 (10 rec., 2TD)  
114 — vs. Minnesota, 12/30/07 (10 rec., TD)  
107 — at Houston, 12/13/07 (11 rec.)  
97 — at Chicago, 11/25/07 (4 rec., TD)

#### RECEIVING TOUCHDOWNS

2 — vs. Kansas City, 12/9/07 (10 rec., 115 yds.)  
1 — vs. Minnesota, 12/30/07 (10 rec., 114 yds.)  
1 — at Chicago, 11/25/07 (4 rec., 97 yds.)  
1 — vs. Tennessee, 11/19/07 (4 rec., 56 yds.)  
1 — at Indianapolis, 9/30/07 (3 rec., 23 yds.)  
1 — at Buffalo, 9/9/07 (5 rec., 52 yds.)  
1 — vs. Seattle, 12/3/06 (1 rec., 71 yds.)  
1 — at Cleveland, 10/22/06 (2 rec., 22 yds.)

#### RECEPTIONS

11 — at Houston, 12/13/07 (107 yds.)  
10 — vs. Minnesota, 12/30/07 (114 yds., TD)  
10 — vs. Kansas City, 12/9/07 (115 yds., 2TD)  
9 — at Detroit, 11/4/07 (96 yds.)  
7 — vs. San Diego, 10/7/07 (72 yds.)  
7 — vs. Jacksonville, 9/23/07 (133 yds.)

#### LONGEST RECEPTIONS

71t — vs. Seattle, 12/3/06 (1-71, TD)  
68t — at Chicago, 11/25/06 (4-97, TD)  
49 — vs. Jacksonville, 9/23/07 (7-133)  
41t — vs. Tennessee, 11/19/07 (4-56, TD)  
38 — at Kansas City, 11/11/07 (6-85)

### BRANDON MARSHALL'S CAREER GAME-BY-GAME

(Victories asterisked)

2006 DENVER (9-7)	Date	Opponent	P/S	No.	RECEIVING				SCORING			
					Yds.	Avg.	LG	TD	2pt.	Pts.		
Sep 10	at St. Louis				INACTIVE (RIGHT KNEE)							
Sep 17	vs. Kansas City*	P	0	0	0.0	—	0	0	0	0		
Sep 24	at New England*	P	0	0	0.0	—	0	0	0	0		
Oct 9	vs. Baltimore*	P	0	0	0.0	—	0	0	0	0		
Oct 15	vs. Oakland*	P	0	0	0.0	—	0	0	0	0		
Oct 22	at Cleveland*	P	2	22	11.0	13	1	0	0	6		
Oct 29	vs. Indianapolis	P	0	0	0.0	—	0	0	0	0		
Nov 5	at Pittsburgh*	P	0	0	0.0	—	0	0	0	0		
Nov 12	at Oakland*	P	0	0	0.0	—	0	0	0	0		
Nov 19	vs. San Diego	P	1	33	33.0	33	0	0	0	0		
Nov 23	at Kansas City	P	3	21	7.0	9	0	0	0	0		
Dec 3	vs. Seattle	P	1	71	71.0	71t	1	0	0	6		
Dec 10	at San Diego	P	2	19	9.5	13	0	0	0	0		
Dec 17	at Arizona*	P	5	58	11.6	17	0	0	0	0		
Dec 24	vs. Cincinnati*	S	4	65	16.3	36	0	0	0	0		
Dec 31	vs. San Francisco	P	2	20	10.0	19	0	0	0	0		
<b>Regular Season Totals</b>			<b>15/1</b>	<b>20</b>	<b>309</b>	<b>15.5</b>	<b>71t</b>	<b>2</b>	<b>0</b>	<b>12</b>		

### DID YOU KNOW?

The Arizona/St. Louis Cardinals franchise and Carolina Panthers are the only two clubs in the NFL to have yet to defeat the Broncos in regular season or postseason play. Denver owns a 7-0-1 all-time record against the Cardinals and a 2-0 all-time record against the Panthers.

### 2007 DENVER (7-9)

Date	Opponent	P/S	No.	Yds.	Avg.	LG	TD	2pt.	Pts.
Sep 9	at Buffalo*	S	5	52	10.4	19	1	0	6
Sep 16	vs. Oakland*	S	5	82	16.4	22	0	0	0
Sep 23	vs. Jacksonville	S	7	133	19.0	49	0	0	0
Sep 30	at Indianapolis	S	3	23	11.5	16	1	0	6
Oct 7	vs. San Diego	S	7	72	10.3	26	0	0	0
Oct 21	vs. Pittsburgh*	S	6	77	12.8	22	0	0	0
Oct 29	vs. Green Bay	S	3	74	24.7	35	0	0	0
Nov 4	at Detroit	S	9	96	10.7	16	0	0	0
Nov 11	at Kansas City*	S	6	85	14.2	38	0	0	0
Nov 19	vs. Tennessee*	S	4	56	14.0	41t	1	0	6
Nov 25	at Chicago	S	4	97	24.3	68t	1	0	6
Dec 2	at Oakland	S	6	67	11.2	32	0	0	0
Dec 9	vs. Kansas City*	S	10	115	11.5	22	2	0	12
Dec 13	at Houston	S	11	107	9.7	17	0	0	0
Dec 24	at San Diego	S	6	75	12.5	27	0	0	0
Dec 30	vs. Minnesota*	S	10	114	11.4	17	1	0	6
Regular Season Totals		16/16	102	1,325	13.0	68t	7	0	42



**GLENN MARTINEZ**

6-1 • 190 • 3RD YR. • SAGINAW VALLEY ST.

**BORN:** Nov. 30, 1981, in Auburndale, Fla.

**HIGH SCHOOL:** Auburndale High School, Auburndale, Fla.

**ACQUIRED:** Free Agent, 2007

**NFL YEAR:** 3rd • **YEAR WITH BRONCOS:** 2nd

**NFL GAMES PLAYED/STARTED:** 17/1

**17**



### WIDE RECEIVER

### MARTINEZ AT A GLANCE:

- A third-year wide receiver who was Denver's primary punt returner in 2007, recording its first punt return touchdown in four seasons with an 80-yard score on *Monday Night Football* against Tennessee (11/19/07) that earned him AFC Special Teams Player of the Week honors.
- Led the Broncos with 487 total special-teams return yards in 2007, posting a team-high 157 on 14 punt returns (11.2 avg.) and 330 on 15 kickoff returns (22.0 avg.), while adding a career-high 14 receptions for 175 yards (12.5 avg.).
- Saw time on Detroit's practice squad in 2006 after competing in its training camp that year.
- Appeared in five games with Detroit in 2005 and was in Pittsburgh's training camp as a rookie in 2004 before spending that regular season out of the NFL.
- Played for the Rhein Fire of NFL Europe during its 2005 season and tied for 10th in the league with 29 receptions while posting its third-best punt return average (8.4 yds.).
- Finished his career at Saginaw Valley State University ranked third in school history in career receiving yards (2,663), fourth in catches (136) and first in yards per reception average (19.6).
- Joined the Broncos as a future-contract signee on Jan. 4, 2007.
- Entered the NFL with Pittsburgh as a college free agent on May 6, 2004.

**CAREER TRANSACTIONS:** Signed by Pittsburgh as a college free agent 5/6/04; Waived by Pittsburgh 9/3/04; Signed by Detroit to a future contract 1/11/05; Waived by Detroit 9/4/05; Signed by Detroit (practice squad) 9/5/05; Signed by Detroit (active roster) 10/15/05; Waived by Detroit 10/18/05; Signed by Detroit (practice squad) 10/20/05; Signed by Detroit (active roster) 10/22/05; Waived by Detroit 10/31/05; Signed by Detroit (practice squad) 11/2/05; Signed by Detroit (active roster) 11/5/05; Waived by Detroit 11/7/05; Signed by Detroit (practice squad) 11/9/05; Signed by Detroit (active roster) 12/16/05; Waived by Detroit 12/20/05; Signed by Detroit (practice squad) 12/22/05; Signed by Detroit to a future contract 1/22/06; Waived by Detroit 9/2/06; Signed by Detroit (practice squad) 10/25/06; Placed on practice squad/injured list by Detroit 12/6/06; Signed by Denver to a future contract 1/4/07; Waived by Denver 9/1/07; Signed by Denver (practice squad) 9/2/07; Signed by Denver (active roster) 9/29/07.

**2007:** Martinez, in his first season as a Bronco, served as Denver's primary punt returner and finished the year with a team-high 14 punt returns for 157 yards (11.2 avg.) with one touchdown in 12 games (1 start)... Earned AFC Special Teams Player of the Week honors for his 80-yard punt return touchdown vs. Ten. (11/19) on *Monday Night Football* with the play marking the first punt return score by a Bronco in four years (Rod Smith, 65 yds., vs. S.D. 11/16/03) and the seventh-longest return in club history... Returned 15 kickoffs for 330 yards (22.0 avg.)

and led Denver with 487 total special-teams return yards... Posted a career-high 14 receptions for 175 yards (12.5 avg.) as a wide receiver... Spent the first three weeks on the Broncos' practice squad before joining the active roster on Sept. 29... Had a career game with six catches for 70 yards vs. S.D. (10/7)... Made a 17-yard catch in the first start of his NFL career while returning four kickoffs for a career-high 106 yards on *Thursday Night Football* at Hou. (12/13)... Returned a kickoff a personal-best 35 yards on *Monday Night Football* at S.D. (12/24)... Ended the season vs. Min. (12/30) with two punt returns for 15 yards while adding 10 receiving yards on a lateral from Brandon Marshall.

**2006:** Martinez was in training camp with Detroit but was waived by the club on Sept. 2... Signed with Detroit's practice squad on Oct. 25 and was placed on its practice squad/injured list on Dec. 6.

**2005:** Martinez spent the season with Detroit, seeing time on its active roster and practice squad... Played in five games, totaling an 11-yard reception, two kickoff returns for 42 yards and one special-teams tackle... Began the year on Detroit's practice squad and made his NFL debut vs. Car. (10/16), posting one stop on special teams... Made his first catch as a pro when he hauled in an 11-yarder from Jeff Garcia vs. Chi. (10/30)... Returned to Detroit's practice squad on Nov. 9 before re-signing to its active roster on Dec. 16... Served as the Lions' kickoff returner vs. Cin. (12/18), returning two kickoffs for 42 yards, including a 24-yarder... Signed to Detroit's practice squad on Dec. 22 and spent the rest of the season with that group.

**2004:** Martinez entered the NFL as a college free agent with Pittsburgh on May 6 and competed in training camp with the Steelers... Waived by Pittsburgh in its final roster cutdown on Sept. 3... Spent the season out of football until Detroit signed him to a future contract on Jan. 11... Allocated to NFL Europe, where he played for the Rhein Fire in the spring of 2005... Tied for 10th in the league with 29 receptions for 384 yards (13.2 avg.) with four touchdowns... Returned 24 punts for 202 yards to maintain the third-best average (8.4 avg.) in the league.

**COLLEGE:** Martinez helped Saginaw Valley State University to two conference championships and finished his collegiate career ranked third in school history in career receiving yards (2,663), fourth in catches (136) and first in yards per reception average (19.6)... Completed his collegiate career with the second-most 100-yard receiving games (10) in school history... Earned first-team All-Great Lakes Intercollegiate Athletic Conference attention and was tabbed an All-American by D2football.com as a senior.

**PERSONAL:** Martinez attended Auburndale High School in Auburndale, Fla.... Majored in marketing at Saginaw Valley State... Has a son, Giovanni, who was born on July 2, 2007... Son of Javier Martinez and Ruth Roman... Glenn Martinez was born on Nov. 30, 1981, in Auburndale, Fla.

### MARTINEZ'S REGULAR SEASON RECORD

Year	Club	G	S	RECEIVING				SCORING					
				No.	Yds	Avg.	LG	TD	TD	TDr	Tdp	TDr	2pt
2004				OUT OF FOOTBALL									
2005	Detroit	5	0	1	11	11.0	11	0	0	0	0	0	0
2006	Detroit			PRACTICE SQUAD/INJURED									
2007	Denver	12	1	14	175	12.5	23	0	1	0	0	1	6
CAREER TOTALS		17	1	15	186	12.4	23	0	1	0	0	1	6
BRONCOS TOTALS		12	1	14	175	12.5	23	0	1	0	0	1	6

Year	Club	No.	FC	PUNT RETURNS				KICKOFF RETURNS				
				Yds.	Avg.	LG	TD	No.	Yds.	Avg.	LG	TD
2004	Detroit					OUT OF FOOTBALL						
2005	Detroit	0	0	0	0.0	—	0	2	42	21.0	24	0
2006	Detroit					PRACTICE SQUAD/INJURED						
2007	Denver	14	12	157	11.2	80t	1	15	330	22.0	35	0
CAREER TOTALS		14	12	157	11.2	80t	1	17	372	21.9	35	0
BRONCOS TOTALS		14	12	157	11.2	80t	1	15	330	22.0	35	0

**ADDITIONAL STATISTICS:** Special teams tackles — 2005 (1), TOTAL (1). Recovered a fumble on special teams vs. Kansas City (12/9/07).

### MARTINEZ'S SINGLE-GAME HIGHS

(Postseason in parentheses)

**Receptions** — 6 vs. San Diego, 10/7/07 (none). **Receiving yards** — 70 vs. San Diego, 10/7/07 (none). **Longest reception** — 23 vs. San Diego, 10/7/07 (none). **Receiving touchdowns** — None (none). **Punt returns** — 4 vs. Kansas City, 12/9/07 (none). **Punt return yards** — 80 vs. Tennessee, 11/19/07 (none). **Longest punt return** — 80t vs. Tennessee, 11/19/07 (none). **Punt return touchdowns** — 1 (80) vs. Tennessee, 11/19/07 (none). **Kick returns** — 6 at Chicago, 11/25/07 (none). **Kick return yards** — 106 at Houston, 12/13/07 (none). **Longest kick return** — 35 at San Diego, 12/24/07 (none). **Kick return touchdowns** — None (none).

### DID YOU KNOW?

The Broncos are tied for third in the NFL in fewest penalties allowed (347) since 2004. During the 2006 season, Denver allowed an NFL-low 67 penalties that marked the lowest total in club history for a 16-game season. The Broncos also in 2006 gave up the fewest penalty yards (478) in any season in franchise annals.



## MARLON McCREE

5-11 • 204 • 8TH YR. • KENTUCKY

**BORN:** March 17, 1977, in Orlando, Fla.

**HIGH SCHOOL:** Atlantic High School, Port Orange, Fla.

**ACQUIRED:** Free Agent, 2008

**NFL YEAR:** 8th • **YEAR WITH BRONCOS:** 1st

**NFL GAMES PLAYED/STARTED:** 106/84 • **POSTSEASON:** 7/7

20

### SAFETY

#### McCREE AT A GLANCE:

- An eighth-year safety who enters his first season with the Broncos after starting for clubs that reached the playoffs in each of the last three seasons with San Diego (2006-07) and Carolina (2005), helping them post a 34-12 (.739) regular-season record in games that he played.
- Owns 19 career interceptions, including three in the playoffs, and has posted multiple interceptions in three games, including one postseason contest.
- Started all 16 games for the second time in his career with the Chargers in 2007 on a squad that played in the AFC Championship Game and led the NFL in opponent passer rating (70.0).
- Ranked second on the Panthers with a career-high 95 tackles while totaling three interceptions as a 15-game starter in 2005, helping the club reach the NFC Championship Game.
- Spent the greater part of two seasons with the Texans from 2003-04.
- Began his NFL career on Jacksonville's roster from 2001-03, posting career bests in interceptions (6) and pass breakups (11) as a 16-game starter for the club in 2002.
- Started for three seasons at the University of Kentucky, finishing his collegiate career with 219 tackles and 14.5 sacks.
- Joined the Broncos as a free agent on March 8, 2008.
- Selected by Jacksonville in the seventh round (233rd overall) of the 2001 NFL Draft.

**CAREER TRANSACTIONS:** Signed by Jacksonville as a draft choice 5/30/01; Waived by Jacksonville 9/16/03; Claimed off waivers by Houston 9/17/03; Signed by Carolina as an unrestricted free agent 3/10/05; Signed by San Diego as an unrestricted free agent 3/13/06; Released by San Diego 2/28/08; Signed by Denver 3/8/08.



**2007:** McCree started all 16 games for the second time in his career for San Diego and totaled 75 tackles (51 solo), three interceptions (20 yds.), six passes defended, one forced fumble and one fumble recovery... Helped the Chargers lead the NFL in opponent passer rating (70.0)... Finished with two special-teams tackles... Added nine tackles (7 solo), one pass defended and one fumble recovery in three playoff games (3 starts)... Recovered a fumble to set up the game-tying score in an AFC Divisional Playoff Game at Ind. (1/22)... Added two solo tackles in the AFC Championship Game at N.E. (1/20)... Intercepted a pass in the season opener vs. Chi. (9/9)... Posted 10 stops (6 solo) on *Sunday Night Football* at N.E. (9/16)... Accounted for two turnovers at Den. (10/7) with one interception and one forced fumble.

**2006:** McCree started all 14 games played and recorded 59 tackles (42 solo), one sack (6 yds.), one interception, five pass breakups and one forced fumble during his first season with the Chargers... Added four tackles and one interception in an AFC Divisional Playoff Game vs. N.E. (1/14)... Helped secure a win vs. Pit. (10/8) on *Sunday Night Football* with an interception in the fourth quarter... Returned a fumble 79 yards for a touchdown, the second score of his career, vs. Stl. (10/29)... Credited with eight stops (3 solo) at Cin. (11/12) before missing two weeks with a calf injury... Returned to the starting lineup vs. Den. (12/10) and had seven tackles (5 solo) against the Broncos.

**2005:** McCree ranked second on Carolina with a career-high 95 tackles (69 solo) while adding three interceptions (73 yds.), eight pass breakups and one fumble recovery... Started all three playoff games and had 16 tackles (12 solo), two interceptions (-9 yds.) and three pass breakups... Posted six tackles and two interceptions (third multiple-interception game of his career) in an NFC Wild Card Game at NYG (1/8)... Had

#### McCREE'S INTs BY QUARTERBACK

\*denotes win (McCree's teams are 11-5, including postseason, in games in which he records an interception.)

QB	INTs	Dates
Trent Green	2	at K.C., 9/15/02*
Elia Manning	2	at NYG., 1/8/06* (NFC Wild Card)
Josh McCown	2	at Ari., 10/9/05*
Steve McNair	2	vs. Ten., 12/21/03, vs. Ten. 11/28/04*
Tom Brady	1	vs. N.E., 1/14/07 (AFC Divisional)
David Carr	1	at Hou., 11/17/02*
Tim Couch	1	vs. Cle., 12/8/02
Jay Cutler	1	at Den., 10/7/07*
Rex Grossman	1	vs. Chi., 9/9/07*
Damon Huard	1	vs. K.C., 9/30/07
Patrick Ramsey	1	vs. Was., 11/10/02*
Ben Roethlisberger	1	vs. Pit., 10/8/06*
Kordell Stewart	1	vs. Pit., 12/1/02
Michael Vick	1	vs. Atl., 12/4/05*
Spergon Wynn	1	at Min., 12/23/01*

six stops at Sea. (1/22) in the NFC Championship Game... Posted double-digit tackle tackles twice for the year, including 11 stops in a two-interception effort at Ari. (10/9)... Tallied his third interception of the regular season vs. Atl. (12/4).

**2004:** McCree played all 16 games (1 start) for Houston, totaling 29 tackles (25 solo), one interception (24 yds.) and one pass breakup while adding seven stops on special teams... Registered a career-high 12 tackles (11 solo) vs. G.B. (11/21)... Recorded his lone interception of the year vs. Ten. (11/28)... Recorded six tackles in his only start of the season vs. Ind. (12/12).

**2003:** McCree played 15 games (11 starts) for the year, seeing time in two games with Jacksonville and 11 with Houston (11 starts), which claimed him off waivers on Sept. 17... Totaled 61 tackles (31 solo), one interception (95-yd. TD return) and four pass breakups... Made five tackles on special teams... All but two of his tackles (both assists) were recorded with Houston... Scored his first career touchdown when he returned an interception (Steve McNair) a team-record 95 yards vs. Ten. (12/21)... Also tied his season high with eight tackles against the Titans.

**2002:** McCree started all 16 games for Jacksonville, recording 66 tackles (55 solo) along with a career-high six interceptions (129 yds.) that set a Jaguars single-season record... Added a personal-best 11 pass breakups... Recorded two interceptions, marking the first multiple-interception game of his career, at K.C. (9/15) off Trent Green passes... Posted one interception in consecutive games vs. Was. (11/10) and at Hou. (11/17) and again later in the year vs. Pit. (12/1) and vs. Cle. (12/8), giving him four interceptions in a five-game period... Also recorded a season-high 10 tackles against the Steelers.

**2001:** Selected by Jacksonville in the seventh round (233rd overall) of the 2001 NFL Draft, McCree played 13 games (11 starts) as a rookie and had 57 tackles (35 solo), one sack (6 yds.), one interception (10 yds.), three passes defended, two forced fumbles and two fumble recoveries... Declared inactive for two games and did not play in a third due to a right ankle injury... Posted 11 tackles (7 solo) at Sea. (10/7)... Recorded his first pro interception at Min. (12/16) when he picked off Spergon Wynn's pass in his return from a three-game absence... Registered the first sack of his career with a takedown of Jim Miller at Chi. (1/6) on a play in which he forced a fumble.

**COLLEGE:** McCree was a three-year starter at the University of Kentucky, playing 44 career games (33 starts)... Competed as a linebacker for his final two years and finished his career with 219 tackles and 14.5 sacks... Led UK with a career-high 85 tackles (65 solo) along with 5.5 sacks as a senior team captain... Placed second on the team with 68 tackles (55 solo), including two sacks, as a junior... Notched a career-high seven sacks as a junior... Played 11 games as a redshirt freshman, totaling 11 tackles.

**PERSONAL:** McCree was an all-state safety and linebacker at Atlantic High School in Port Orange, Fla., where he also lettered in track and basketball... Youngest of eight children in the McCree family—has four older brothers and three older sisters... Provided Thanksgiving dinners for students from the Monarch School for homeless and at-risk teens in 2006 and hosted the “Big Hit Holiday Toy Drive and Christmas Dinner” for more than 250 local families... Started the non-profit foundation “Help a Child — Save a Dream,” in his hometown of Orlando, Fla., in 2005... One of the foundation's basic principles is to help underprivileged kids obtain necessary school supplies, including books and computers... Received the key to the city of Orlando from its mayor for his work in the community... Hosts the Marlon McCree Celebrity Weekend in Orlando to raise money and awareness for the foundation with a free football camp for kids ages 10-17, a John Madden Football video game tournament featuring kids and NFL players, and a golf tournament at the Bay Hill Country Club... Teamed up with the Give Back to Impact Foundation on “Thanksgiving with Marlon” when he distributed 120 Thanksgiving dinners to needy families and children that were part of the Neighborhood House Association Head Start Program last fall in San Diego... Graduated with a bachelor's degree in finance from Kentucky... Marlon McCree was born on March 17, 1977, in Orlando, Fla.

### MCCREE'S REGULAR SEASON RECORD

Year	Club	G	S	UT	A	TT	S-Yds.	I-Yds.	PD	FF	FR	TD-Int.	TD-FR	S	Pts.
2001	Jacksonville	13	11	35	22	57	1-6	1-10	3	2	2	0	0	0	0
2002	Jacksonville	16	16	55	11	66	1-0	6-129	11	0	0	0	0	0	0
2003	Hou./Jac.	15	11	31	30	61	0-0	1-95t	4	0	0	1	0	0	6
2004	Houston	16	1	25	4	29	0-0	1-24	1	0	0	0	0	0	0
2005	Carolina	16	15	69	26	95	0-0	3-73	8	0	1	0	0	0	0
2006	San Diego	14	14	42	17	59	1-6	1-0	5	0	1	0	1	0	6
2007	San Diego	16	16	51	24	75	0-0	3-20	6	1	1	0	0	0	0
<b>CAREER TOTALS</b>		<b>106</b>	<b>84</b>	<b>309</b>	<b>134</b>	<b>442</b>	<b>3-12</b>	<b>16-351</b>	<b>38</b>	<b>3</b>	<b>5</b>	<b>1</b>	<b>1</b>	<b>0</b>	<b>12</b>

**ADDITIONAL STATISTICS:** Special teams tackles — 2001 (2), 2003 (5), 2004 (7), 2005 (1), 2007 (2), TOTAL (17). Returned an interception 95 yards for a touchdown vs. Tennessee (12/21/03) and scored on a 79-yard fumble recovery vs. St. Louis (10/29/06).

### MCCREE'S POSTSEASON RECORD

Year	Club	G	S	UT	A	TT	S-Yds.	I-Yds.	PD	FF	FR	TD-Int.	TD-FR	S	Pts.
2005	Carolina	3	3	12	4	16	0-0	2--9	3	0	0	0	0	0	0
2006	San Diego	1	1	2	2	4	0-0	1-1	1	0	0	0	0	0	0
2007	San Diego	3	3	7	2	9	0-0	0-0	1	0	1	0	0	0	0
<b>CAREER TOTALS</b>		<b>7</b>	<b>7</b>	<b>21</b>	<b>8</b>	<b>29</b>	<b>0-0</b>	<b>3--8</b>	<b>5</b>	<b>0</b>	<b>1</b>	<b>0</b>	<b>0</b>	<b>0</b>	<b>0</b>

### MCCREE'S SINGLE-GAME HIGHS

(Postseason in parentheses)

**Interceptions** — 2, twice, last at Arizona, 10/9/05 (2 at N.Y. Giants, 1/8/06). **Interception return yards** — 95 vs. Tennessee, 12/21/03 (1 vs. New England, 1/14/07). **Sacks** — 1, three times, last at San Francisco, 10/15/06 (none). **Sack yards** — 6, twice, last at San Francisco, 10/15/06 (none).

### MCCREE'S MULTIPLE-INTERCEPTION GAMES (3, INCLUDES 1 POSTSEASON)

\*denotes win (McCree's teams are 3-0, including postseason, when he records more than one interception in a game.)

Date	Opponent	I-Yds.
9/15/02	at Kansas City*	2-30
10/9/05	at Arizona*	2-46
1/8/06	at N.Y. Giants*	2--9 (NFC Wild Card Game)

### MARLON MCCREE'S CAREER GAME-BY-GAME

(Victories asterisked)

2001 JACKSONVILLE (6-10)		TACKLES									
Date	Opponent	P/S	UT	A	TT	S-Yds.	I-Yds.	PD	FF	FR	
Sep 9	vs. Pittsburgh*	S	2	2	4	0-0	0-0	0	0	2	
Sep 23	vs. Tennessee*	S	2	0	2	0-0	0-0	0	0	0	
Sep 30	vs. Cleveland	S	3	3	6	0-0	0-0	1	0	0	
Oct 7	at Seattle	S	7	4	11	0-0	0-0	0	0	0	
Oct 18	vs. Buffalo	S	3	2	5	0-0	0-0	0	0	0	
Oct 28	at Baltimore	S	2	6	8	0-0	0-0	0	0	0	
Nov 4	at Tennessee	S	7	1	8	0-0	0-0	0	0	0	
Nov 11	vs. Cincinnati*	S	0	1	1	0-0	0-0	0	0	0	
Nov 18	at Pittsburgh	S	6	1	7	0-0	0-0	0	0	0	
Nov 25	vs. Baltimore	S	1	1	2	0-0	0-0	0	0	0	
Dec 3	vs. Green Bay					INACTIVE (RIGHT ANKLE)					
Dec 9	at Cincinnati*					INACTIVE (RIGHT ANKLE)					
Dec 16	at Cleveland*					DID NOT PLAY (RIGHT ANKLE)					
Dec 23	at Minnesota*	S	0	0	0	0-0	1-10	2	0	0	
Dec 30	vs. Kansas City	P	1	1	2	0-0	0-0	0	1	0	
Jan 6	at Chicago	P	1	0	1	1-6	0-0	0	1	0	
<b>Regular Season Totals</b>		<b>13/11</b>	<b>35</b>	<b>22</b>	<b>57</b>	<b>1-6</b>	<b>1-10</b>	<b>3</b>	<b>2</b>	<b>2</b>	

2002 JACKSONVILLE (6-10)		TACKLES									
Date	Opponent	P/S	UT	A	TT	S-Yds.	I-Yds.	PD	FF	FR	
Sep 8	vs. Indianapolis	S	2	0	2	0-0	0-0	0	0	0	
Sep 15	at Kansas City*	S	5	1	6	0-0	2-30	3	0	0	
Sep 29	vs. N.Y. Jets*	S	1	0	1	0-0	0-0	0	0	0	
Oct 6	vs. Philadelphia*	S	3	0	3	0-0	0-0	0	0	0	
Oct 13	at Tennessee	S	5	1	6	0-0	0-0	0	0	0	
Oct 20	at Baltimore	S	3	0	3	0-0	0-0	0	0	0	
Oct 27	vs. Houston	S	1	0	1	0-0	0-0	0	0	0	
Nov 3	at N.Y. Giants	S	3	0	3	1-0	0-0	0	0	0	
Nov 10	vs. Washington*	S	3	0	3	0-0	1-0	1	0	0	
Nov 17	at Houston*	S	3	1	4	0-0	1-35	2	0	0	
Nov 24	at Dallas	S	1	3	4	0-0	0-0	0	0	0	
Dec 1	vs. Pittsburgh	S	5	5	10	0-0	1-53	2	0	0	
Dec 8	vs. Cleveland	S	6	0	6	0-0	1-11	1	0	0	
Dec 15	at Cincinnati*	S	6	0	6	0-0	0-0	1	0	0	
Dec 22	vs. Tennessee	S	4	0	4	0-0	0-0	0	0	0	
Dec 29	at Indianapolis	S	4	0	4	0-0	0-0	1	0	0	
<b>Regular Season Totals</b>		<b>16/16</b>	<b>55</b>	<b>11</b>	<b>66</b>	<b>1-0</b>	<b>6-129</b>	<b>11</b>	<b>0</b>	<b>0</b>	

2003 JAC (5-11) / HOU (5-11)		TACKLES									
Date	Opponent	P/S	UT	A	TT	S-Yds.	I-Yds.	PD	FF	FR	
Sep 7	at Carolina	P	0	0	0	0-0	0-0	0	0	0	
Sep 14	vs. Buffalo	P	0	2	2	0-0	0-0	0	0	0	
WAIVED BY JACKSONVILLE ON SEPT. 16. CLAIMED BY HOUSTON ON SEPT. 17											
Sep 21	vs. Kansas City*					INACTIVE					
Sep 28	vs. Jacksonville*	P	0	0	0	0-0	0-0	0	0	0	
Oct 5	at Tennessee*	P	0	0	0	0-0	0-0	0	0	0	
Oct 19	vs. N.Y. Jets	S	2	1	3	0-0	0-0	0	0	0	
Oct 26	at Indianapolis*	S	2	1	3	0-0	0-0	0	0	0	
Nov 2	vs. Carolina*	S	3	5	8	0-0	0-0	0	0	0	
Nov 9	at Cincinnati*	S	3	2	5	0-0	0-0	0	0	0	
Nov 16	at Buffalo*	S	5	1	6	0-0	0-0	0	0	0	
Nov 23	vs. New England*	S	3	2	5	0-0	0-0	1	0	0	
Nov 30	vs. Atlanta	S	1	3	4	0-0	0-0	0	0	0	
Dec 7	at Jacksonville*	S	4	2	6	0-0	0-0	0	0	0	
Dec 14	at Tampa Bay*	S	3	2	5	0-0	0-0	2	0	0	
Dec 21	vs. Tennessee	S	4	4	8	0-0	1-95t	1	0	0	
Dec 28	vs. Indianapolis*	S	1	5	6	0-0	0-0	0	0	0	
<b>Regular Season Totals</b>		<b>15/11</b>	<b>31</b>	<b>30</b>	<b>61</b>	<b>0-0</b>	<b>1-95t</b>	<b>4</b>	<b>0</b>	<b>0</b>	



2004 HOUSTON (7-9) TACKLES											
Date	Opponent	P/S	UT	A	TT	S-Yds.	I-Yds.	PD	FF	FR	
Sep 12	vs. San Diego	P	0	0	0	0-0	0-0	0	0	0	
Sep 19	at Detroit	P	1	0	1	0-0	0-0	0	0	0	
Sep 26	at Kansas City*	P	0	0	0	0-0	0-0	0	0	0	
Oct 3	vs. Oakland*	P	1	0	1	0-0	0-0	0	0	0	
Oct 10	vs. Minnesota	P	1	0	1	0-0	0-0	0	0	0	
Oct 17	at Tennessee*	P	1	1	2	0-0	0-0	0	0	0	
Oct 31	vs. Jacksonville*	P	0	0	0	0-0	0-0	0	0	0	
Nov 7	at Denver	P	2	0	2	0-0	0-0	0	0	0	
Nov 14	at Indianapolis	P	2	0	2	0-0	0-0	0	0	0	
Nov 21	vs. Green Bay	P	11	1	12	0-0	0-0	0	0	0	
Nov 28	vs. Tennessee*	P	0	0	0	0-0	1-24	1	0	0	
Dec 5	at N.Y. Jets	P	0	0	0	0-0	0-0	0	0	0	
Dec 12	vs. Indianapolis	S	6	0	6	0-0	0-0	0	0	0	
Dec 19	at Chicago*	P	3	0	3	0-0	0-0	0	0	0	
Dec 26	at Jacksonville*	P	0	0	0	0-0	0-0	0	0	0	
Jan 2	vs. Cleveland	P	1	0	1	0-0	0-0	0	0	0	
Regular Season Totals		16/1	25	4	29	0-0	1-24	1	0	0	

2005 CAROLINA (11-5) TACKLES											
Date	Opponent	P/S	UT	A	TT	S-Yds.	I-Yds.	PD	FF	FR	
Sep 11	vs. New Orleans	P	2	1	3	0-0	0-0	0	0	0	
Sep 18	vs. New England*	S	3	1	4	0-0	0-0	0	0	0	
Sep 25	at Miami	S	1	3	4	0-0	0-0	0	0	0	
Oct 3	vs. Green Bay*	S	4	1	5	0-0	0-0	0	0	0	
Oct 9	at Arizona*	S	9	2	11	0-0	2-46	2	0	0	
Oct 16	at Detroit*	S	4	1	5	0-0	0-0	0	0	0	
Oct 30	vs. Minnesota*	S	6	1	7	0-0	0-0	0	0	0	
Nov 6	at Tampa Bay*	S	4	1	5	0-0	0-0	0	0	0	
Nov 13	vs. N.Y. Jets*	S	4	2	6	0-0	0-0	0	0	1	
Nov 20	at Chicago	S	9	1	10	0-0	0-0	0	0	0	
Nov 27	at Buffalo*	S	5	1	6	0-0	0-0	0	0	0	
Dec 4	vs. Atlanta*	S	6	1	7	0-0	1-27	3	0	0	
Dec 11	vs. Tampa Bay	S	2	1	3	0-0	0-0	1	0	0	
Dec 18	at New Orleans*	S	2	4	6	0-0	0-0	1	0	0	
Dec 24	vs. Dallas	S	7	2	9	0-0	0-0	0	0	0	
Jan 1	at Atlanta*	S	1	3	4	0-0	0-0	1	0	0	
Regular Season Totals		16/15	69	26	95	0-0	3-73	8	0	1	
Jan 8	at New York Giants* <sup>†</sup>	S	4	2	6	0-0	2-9	2	0	0	
Jan 15	at Chicago* <sup>‡</sup>	S	2	2	4	0-0	0-0	1	0	0	
Jan 22	at Seattle <sup>‡</sup>	S	6	0	6	0-0	0-0	0	0	0	
Postseason Totals		3/3	12	4	16	0-0	2-9	3	0	0	

<sup>†</sup>NFC Wild Card Game; <sup>‡</sup>NFC Divisional Playoff Game; <sup>‡</sup>NFC Championship Game

2006 SAN DIEGO (14-2) TACKLES											
Date	Opponent	P/S	UT	A	TT	S-Yds.	I-Yds.	PD	FF	FR	
Sep 11	at Oakland*	S	1	0	1	0-0	0-0	2	0	0	
Sep 17	vs. Tennessee*	S	0	0	0	0-0	0-0	0	0	0	
Oct 1	at Baltimore	S	2	0	2	0-0	0-0	0	0	0	
Oct 8	vs. Pittsburgh*	S	2	2	4	0-0	1-0	1	0	0	
Oct 15	at San Francisco*	S	5	0	5	1-6	0-0	0	0	0	
Oct 22	at Kansas City	S	4	0	4	0-0	0-0	0	0	0	
Oct 29	vs. St. Louis*	S	5	2	7	0-0	0-0	0	0	1	
Nov 5	vs. Cleveland*	S	1	1	2	0-0	0-0	0	0	0	
Nov 12	at Cincinnati*	S	3	5	8	0-0	0-0	0	0	0	
Nov 19	at Denver*	S	3	1	4	0-0	0-0	1	0	0	
Nov 26	vs. Oakland*	INACTIVE (CALF)					0-0	0	0	0	
Dec 3	at Buffalo*	INACTIVE (CALF)					0-0	0	0	0	
Dec 10	vs. Denver*	S	5	2	7	0-0	0-0	0	0	0	
Dec 17	vs. Kansas City*	S	6	2	8	0-0	0-0	0	0	0	
Dec 24	at Seattle*	S	3	1	4	0-0	0-0	0	0	0	
Dec 31	vs. Arizona*	S	2	1	3	0-0	0-0	1	0	0	
Regular Season Totals		14/14	42	17	59	1-6	1-0	5	0	1	
Jan 14	vs. New England*	S	2	2	4	0-0	1-1	1	0	0	
Postseason Totals		1/1	2	2	4	0-0	1-1	1	0	0	

\*AFC Divisional Playoff Game

### Did You Know?

The Broncos in 2005 became the first team in NFL history to have two 100-yard rushers and a 300-yard passer in the same game. In Denver's contest against Philadelphia on Oct. 30, 2005, Mike Anderson (126 yds.) and Tatum Bell (107 yds.) each had at least 100 rushing yards while Jake Plummer (309 yds.) cleared the 300-yard passing mark.

2007 SAN DIEGO (11-5) TACKLES											
Date	Opponent	P/S	UT	A	TT	S-Yds.	I-Yds.	PD	FF	FR	
Sep 9	vs. Chicago*	S	2	3	5	0-0	1-2	2	0	0	
Sep 16	at New England	S	6	4	10	0-0	0-0	0	0	0	
Sep 23	at Green Bay	S	5	1	6	0-0	0-0	0	0	0	
Sep 30	vs. Kansas City	S	5	2	7	0-0	1-1	1	0	0	
Oct 7	at Denver*	S	3	1	4	0-0	1-19	1	1	0	
Oct 14	vs. Oakland*	S	1	2	3	0-0	0-0	0	0	0	
Oct 28	vs. Houston*	S	3	0	3	0-0	0-0	0	0	0	
Nov 4	at Minnesota	S	4	2	6	0-0	0-0	1	0	1	
Nov 11	vs. Indianapolis*	S	3	3	6	0-0	0-0	0	0	0	
Nov 18	at Jacksonville	S	5	1	6	0-0	0-0	0	0	0	
Nov 25	vs. Baltimore*	S	2	2	4	0-0	0-0	0	0	0	
Dec 2	at Kansas City*	S	2	1	3	0-0	0-0	1	0	0	
Dec 9	at Tennessee*	S	4	0	4	0-0	0-0	0	0	0	
Dec 16	vs. Detroit*	S	2	0	2	0-0	0-0	0	0	0	
Dec 24	vs. Denver*	S	3	2	5	0-0	0-0	0	0	0	
Dec 30	at Oakland*	S	1	0	1	0-0	0-0	0	0	0	
Regular Season Totals		16/16	51	24	75	0-0	3-20	6	1	1	
Jan 6	vs. Tennessee* <sup>†</sup>	S	3	0	3	0-0	0-0	0	0	0	
Jan 13	at Indianapolis* <sup>‡</sup>	S	2	2	4	0-0	0-0	1	0	1	
Jan 20	at New England <sup>‡</sup>	S	2	0	2	0-0	0-0	0	0	0	
Postseason Totals		3/3	7	2	9	0-0	0-0	1	0	1	

<sup>†</sup>AFC Wild Card Game; <sup>‡</sup>AFC Divisional Playoff Game; <sup>‡</sup>AFC Championship Game



## ALVIN McKINLEY

6-3 • 294 • 9TH YR. • MISSISSIPPI ST.

**BORN:** June 9, 1978, in Jackson, Miss.

**HIGH SCHOOL:** Weir High School, Weir, Miss.

**ACQUIRED:** Unrestricted Free Agent (Cleveland), 2007

**NFL YEAR:** 9th • **YEAR WITH BRONCOS:** 2nd

**NFL GAMES PLAYED/STARTED:** 97/42 • **POSTSEASON:** 1/0



### DEFENSIVE TACKLE

#### McKINLEY AT A GLANCE:

- A ninth-year player who is the Broncos' most experienced defensive tackle with 42 career starts, including at least 10 in each of the last three seasons.
- Saw time in 15 games (10 starts) in his first year with Denver in 2007 and totaled 28 tackles with 2.5 sacks after joining the club as an unrestricted free agent from Cleveland, where he spent the previous six seasons (2001-06).
- Started a total of 30 games with the Browns from 2005-06, posting 142 tackles (81 solo) and six sacks (47 yds.) during that period.
- Enjoyed the best statistical season of his career with the Browns in 2005 when he started all 16 games, compiling 86 tackles (50 solo) and a personal-best five sacks (38 yds.).
- Owns four blocked field goals for his career, including two in 2002 with Cleveland.
- Did not start a game until his fifth NFL season with the Browns in 2004.
- Spent his rookie year in 2000 with Carolina before he was claimed off waivers by Cleveland on Aug. 29, 2001.
- Played two seasons at Mississippi State University after transferring from Holmes Community College in Goodman, Miss.
- Joined the Broncos as an unrestricted free agent on March 21, 2007.
- Selected by Carolina in the fourth round (120th overall) of the 2000 NFL Draft.

**CAREER TRANSACTIONS:** Signed by Carolina as a draft choice 6/21/00; Waived by Carolina 8/28/01; Claimed off waivers by Cleveland 8/29/01; Waived by Cleveland 9/2/01; Signed by Cleveland (practice squad) 9/4/01; Signed by Cleveland (active roster) 10/8/01; Placed on injured reserve (knee) by Cleveland 11/12/03; Signed by Denver as an unrestricted free agent 3/21/07.



**2007:** McKinley played 15 games (10 starts) in his first year with Denver, recording 28 tackles (16 solo) and 2.5 sacks (12.5 yds.)... Registered three tackles (2 solo), including a 4-yard sack, vs. Jac. (9/23)... Recorded four solo tackles and one sack on *Sunday Night Football* vs. Pit. (10/21)... Tied for the lead among defensive linemen with three tackles (2 solo) at Det. (11/4)... Posted three tackles (1 solo), including half a sack (4.5 yds.), vs. Min. (12/30)... Teamed with Jamie Winborn to drop Tarvaris Jackson for a 9-yard sack in overtime.

**2006:** McKinley started all 14 games played for Cleveland, placing second among the club's defensive linemen with 56 tackles (31 solo) while posting one sack (9 yds.)... Declared inactive for the final two games of the season due to a shoulder injury... Contributed the fourth blocked field goal of his career when he denied Jeff Reed's 35-yard attempt at Pit. (12/7)... Opened the season with three tackles vs. N.O. (9/10)... Credited with six tackles (3 solo), including two behind the line of scrimmage, vs. Bal. (9/24)... Recorded four tackles (3 solo) at Car. (10/8) as Cleveland did not allow a third-down conversion (0-for-11)... Added two tackles (1 solo), including his first sack of the season, vs. Den. (10/22)... Declared inactive for the final two games with a shoulder injury.

**2005:** McKinley started all 16 games at right defensive end for Cleveland, compiling 86 tackles (50 solo) and tying for the team lead with a career-high five sacks (38 yds.) while adding one forced fumble... Posted a blocked field goal attempt by Sebastian Janikowski at Oak. (12/18)... Had six tackles vs. Cin. (9/11)... Recorded six tackles (2 solo), including his first sack of the season (6 yds.), vs. Chi. (10/9)... Added his second sack of the season while posting eight tackles and one forced fumble at Bal. (10/16)... Registered his third sack of the season vs. Mia. (11/20)... Posted six tackles (4 solo), including one sack, at Oak. (12/18)... Posted 10 tackles (5 solo), including an 8-yard sack, vs. Pit. (12/24).

**2004:** McKinley recorded 63 tackles (36 solo), three sacks (17 yds.) and two fumble recoveries for Cleveland as he played all 16 games (2 starts) for the first time as a pro... Also posted the first multiple-sack game of his career at Hou. (1/2)... Made the first start of his career in place of Orpheus Roye vs. Phi. (10/24) and had one tackle... Recorded seven tackles (3 solo) and recovered a fumble vs. N.E. (12/5)... Recovered another fumble and added a sack at Buf. (12/12)... Returned to the starting lineup vs. S.D. (12/19) and made 10 tackles (6 solo)... Had a career-high two sacks (13 yds.) at Hou. (1/2) in the season finale.

**2003:** McKinley played nine games (0 starts) for Cleveland before being placed on injured reserve on Nov. 12 with a knee injury... Recorded 29 tackles (12 solo) and one pass defended for the year along with two five-tackle outings... Registered five tackles (2 solo) vs. Cin. (9/28) and vs. Oak. (10/12)... Suffered a knee injury at K.C. (11/9) that forced him to be placed on injured reserve on Nov. 12.

**2002:** McKinley made 16 tackles (9 solo) and broke up two passes in 13 games (0 starts) for Cleveland... Also blocked two field goals—one at Pit. (9/29) in overtime and a shared block at T.B. (10/13)... Made his first post-season appearance in an AFC Wild Card Game at Pit. (1/5) and posted five tackles (4 solo), one sack (5 yds.) and one pass defended... Declared inactive for three games due to an ankle injury and was out at Cin. (11/17) due to a thumb injury... Registered four tackles (2 solo) and a career-best two passes defended at T.B. (10/13).

**2001:** McKinley joined Cleveland after the Browns claimed him off waivers from Carolina on Aug. 29... Played seven games (0 starts) and recorded 12 tackles (8 solo) for the Browns... Spent the first four weeks of the season on Cleveland's practice squad before joining its active roster on Oct. 9... Declared inactive for two games and did not play in three others... Made his Browns debut vs. Bal. (10/21)... Returned to action at Bal. (11/18) and posted two tackles... Had three tackles at G.B. (12/23) before making a season-high four tackles at Pit. (1/6).

**2000:** Selected by Carolina in the fourth round (120th overall) of the 2000 NFL Draft, McKinley played seven games (0 starts) for the Panthers as a rookie... Compiled 17 tackles (11 solo) despite missing eight games with a sprained left medial collateral ligament... Made his pro debut vs. S.F. (9/10) and had three tackles... Added two stops vs. Atl. (9/10) before suffering a sprained medial collateral ligament in the fourth quarter... Declared inactive for the next eight games due to the knee injury... Returned to action on *Monday Night Football* vs. G.B. (11/27)... Contributed four tackles vs. K.C. (12/10) before posting a season-high five stops vs. S.D. (12/17).

**COLLEGE:** McKinley spent two seasons at Mississippi State University after transferring from Holmes Community College in Goodman, Miss.... Totaled 91 career tackles, two sacks and one fumble recovery for Mississippi State... Started 11-of-12 games at nose guard and had 56 tackles, two sacks and one fumble recovery as a senior... Played in all 12 games as a junior for the Bulldogs, compiling 35 tackles... Registered 100 tackles as a sophomore at Holmes Community College after seeing time in four games as a freshman.

**PERSONAL:** McKinley led Weir High School in Weir, Miss., to a pair of state titles during his prep career... Recorded 10 sacks as a senior... Made 20 catches for 288 yards with 10 touchdowns as a wide receiver... Brother, Dennis, was drafted as a fullback in the sixth round of the 1999 NFL Draft by Arizona and played 58 career games (1 start) in the NFL with the Cardinals from 1999-2002, recording four catches for 27 yards... Majored in education psychology at Mississippi State... Resides in Phoenix... Alvin Jerome McKinley was born on June 9, 1978, in Jackson, Miss.

#### McKINLEY'S REGULAR SEASON RECORD

Year	Club	G	S	UT	A	TT	S-Yds.	I-Yds.	PD	FF	FR	TD-Int.	TD-FR	S	Pts.
2000	Carolina	7	0	11	6	17	0-0	0-0	0	0	0	0	0	0	0
2001	Cleveland	7	0	8	4	12	0-0	0-0	0	0	0	0	0	0	0
2002	Cleveland	13	0	9	7	16	0-0	0-0	2	0	0	0	0	0	0
2003	Cleveland	9	0	12	17	29	0-0	0-0	1	0	0	0	0	0	0
2004	Cleveland	16	2	36	27	63	3-17	0-0	0	0	2	0	0	0	0
2005	Cleveland	16	16	50	36	86	5-38	0-0	0	1	0	0	0	0	0
2006	Cleveland	14	14	31	25	56	1-9	0-0	0	0	0	0	0	0	0
2007	Denver	15	10	16	12	28	2.5-12.5	0-0	0	0	0	0	0	0	0
<b>CAREER TOTALS</b>		<b>97</b>	<b>42</b>	<b>173</b>	<b>134</b>	<b>307</b>	<b>11.5-76.5</b>	<b>0-0</b>	<b>3</b>	<b>1</b>	<b>2</b>	<b>0</b>	<b>0</b>	<b>0</b>	<b>0</b>
<b>BRONCOS TOTALS</b>		<b>15</b>	<b>10</b>	<b>16</b>	<b>12</b>	<b>28</b>	<b>2.5-12.5</b>	<b>0-0</b>	<b>0</b>	<b>0</b>	<b>0</b>	<b>0</b>	<b>0</b>	<b>0</b>	<b>0</b>

**ADDITIONAL STATISTICS:** Blocked a 35-yard field goal attempt by Jeff Reed at Pittsburgh (12/7/06). Blocked a 46-yard field goal attempt by Sebastian Janikowski at Oakland (12/18/05). Shared with Anthony Henry a blocked 45-yard field goal attempt by Martin Gramatica at Tampa Bay (10/13/02). Blocked a 24-yard field goal attempt by Todd Peterson in overtime at Pittsburgh (9/29/02).

#### McKINLEY'S POSTSEASON RECORD

Year	Club	G	S	UT	A	TT	S-Yds.	I-Yds.	PD	FF	FR	TD-Int.	TD-FR	S	Pts.
2002	Cleveland	1	0	5	3	8	1-5	0-0	1	0	0	0	0	0	0
<b>CAREER TOTALS</b>		<b>1</b>	<b>0</b>	<b>5</b>	<b>3</b>	<b>8</b>	<b>1-5</b>	<b>0-0</b>	<b>1</b>	<b>0</b>	<b>0</b>	<b>0</b>	<b>0</b>	<b>0</b>	<b>0</b>

#### McKINLEY'S SINGLE-GAME HIGHS

(Postseason in parentheses)

**Sacks** — 2 at Houston, 1/2/05 (1 at Pittsburgh, 1/5/03). **Sack yards** — 13 at Houston, 1/2/05 (5 at Pittsburgh, 1/5/03). **Interceptions** — None (none). **Interception return yards** — None (none).

#### McKINLEY'S MULTIPLE SACK GAMES (1)

\*denotes win (McKinley's teams are 1-0 when he records more than one sack in a game.)

Date	Opponent	S-Yds.
1/2/05	at Houston*	2-13



### CHRISTIAN MORTON

6-0 • 200 • 4TH YR. • ILLINOIS

**BORN:** April 28, 1981, in St. Louis  
**HIGH SCHOOL:** Riverview Gardens High School, St. Louis  
**ACQUIRED:** Free Agent, 2008  
**NFL YEAR:** 4th • **YEAR WITH BRONCOS:** 1st  
**NFL GAMES PLAYED/STARTED:** 14/3 • **POSTSEASON:** 2/0

25



#### CORNERBACK

#### MORTON AT A GLANCE:

- A fourth-year cornerback who enters his first season with the Broncos having played 14 career regular-season games (3 starts) with Carolina, Washington and Atlanta.
- Totaled the first interception of his career and five special-teams tackles in seven games (2 starts) with the Panthers in 2006 before competing in their 2007 training camp.
- Played a total of five games (1 start) with the Redskins and Falcons in 2005.
- Logged playing time with Atlanta in the 2004 NFC Championship Game and saw action in an NFC Wild Card Game with Washington in 2005.
- Competed on the practice squads of Washington, Atlanta, Cleveland, New Orleans and New England during his professional career.
- Played 45 career games (25 starts) at the University of Illinois, finishing his collegiate career ranked second in school history with 41 pass breakups.
- Joined the Broncos as a future-contract signee on Dec. 31, 2007.
- Selected by New England in the seventh round (233rd overall) of the 2004 NFL Draft.

**CAREER TRANSACTIONS:** Signed by New England as a draft choice 7/26/04; Waived by New England 9/5/04; Signed by New England (practice squad) 9/7/04; Waived by New England 9/21/04; Signed by New Orleans (practice squad) 10/5/04; Waived by New Orleans 10/12/04; Signed by Cleveland (practice squad) 10/20/04; Waived by Cleveland 11/23/04; Signed by Atlanta (practice squad) 12/3/04; Signed by Atlanta (active roster) 12/25/04; Waived by Atlanta 8/26/05; Signed by Washington (practice squad) 9/5/05; Signed by Atlanta (active roster) 9/15/05; Waived by Atlanta 11/12/05; Signed by Atlanta 11/15/05; Waived by Atlanta 11/19/05; Signed by Atlanta 11/23/05; Designated waived/injured by Atlanta 11/29/05; Signed by Washington (practice squad) 12/16/05; Signed by Washington (active roster) 12/28/05; Designated waived/injured by Washington 9/2/06; Signed by Carolina (practice squad) 10/3/06; Signed by Carolina (active roster) 10/20/06; Placed on injured reserve (hamstring) by Carolina 12/11/06; Waived by Carolina 9/1/07; Signed by Denver to a future contract 12/31/07.

**2007:** Morton was in Carolina's training camp but spent the season out of the NFL after he was waived Sept. 1.

**2006:** Morton played seven games (2 starts) for Carolina, totaling six defensive tackles (5 solo), one interception (8 yds.), one pass breakup and five special-teams tackles... Began the year in Washington's training camp and competed on Carolina's practice squad before joining its active roster on Oct. 20... Missed the final four contests of the season after being placed on injured reserve on Dec. 11 with a hamstring injury... Made his season debut at Cin. (10/22)... Recorded his first career interception (Marc Bulger) vs. Stl. (11/19) in a two-tackle effort.

**2005:** Morton played five games (1 start) for Atlanta and Washington, finishing the year with a career-high eight tackles (5 solo), two pass breakups and one fumble recovery... Opened the season on Washington's practice squad and signed with Atlanta's active roster on Sept. 15... Played four games (1 start) with Atlanta, totaling five solo tackles along with two pass breakups and one fumble recovery... Was waived/injured on Nov. 29 but signed

with Washington's practice squad on Dec. 16... Signed to the Redskins' active roster on Dec. 28 and made three defensive tackles along with two special-teams stops in his season debut at Phi. (1/1)... Also played in Washington's NFC Wild Card Game at T.B. (1/7)... Recovered a fumble at Sea. (9/18) to set up a Falcons touchdown... Started his first NFL contest at Buf. (9/25) and had a career-high five tackles.

**2004:** Selected by New England in the seventh round (233rd overall) of the 2004 NFL Draft, Morton appeared in two games (0 starts) with Atlanta as a rookie and had two tackles... Waived by the Patriots on Sept. 5... Spent time on the practice squads of New England, New Orleans, Cleveland and Atlanta before making his debut with two tackles for Atlanta at N.O. (12/26)... Played at Sea. (1/2) and saw action in the NFC Championship Game at Phi (1/23).

**COLLEGE:** Morton played 45 career games (25 starts) at the University of Illinois, totaling 120 tackles, one sack, five interceptions (two returned for touchdowns) and 41 pass breakups (second most in school history)... Blocked two kicks... Averaged 11.2 yards on 30 punt returns (337 yards) with one touchdown and 19.2 yards on 35 kickoff returns (671 yards)... Appeared in 11 games (8 starts) as a senior, posting 34 tackles, one sack, 10 passes defended and one blocked field goal... Played 12 games (5 starts) as a junior... Received second-team All-Big Ten Conference honors as a sophomore after starting all 12 games and ranking third in the nation with 26 pass breakups that marked the second-highest single-season total in school history... Added four interceptions (two returned for touchdowns) and 70 tackles that year... Scored on a punt return touchdown as a freshman.

**PERSONAL:** Morton was one of the top quarterbacks in the country at Riverview Gardens High School in St. Louis, where he set a Missouri state record with 4,957 career passing yards... Named *USA Today* Missouri Player of the Year and *St. Louis Post-Dispatch* Player of the Year... Earned all-region, all-metro and all-district honors... Passed for 2,543 yards with 26 touchdowns and rushed for 746 yards with 14 touchdowns as a senior while leading his team to a 13-1 record and the Missouri Class 5A state championship... Lettered three times in basketball, garnering all-conference recognition... Owns a moving company based in Atlanta called M&M Moving/Transport... Company operates moves and car transport nationwide... Received a bachelor's degree in speech communications from Illinois... Christian Jon Morton was born on April 28, 1981, in St. Louis.

#### MORTON'S REGULAR SEASON RECORD

Year	Club	G	S	UT	A	TT	S-Yds.	I-Yds.	PD	FF	FR	TD-Int.	TD-FR	S	Pts.
2004	Atl./Cle./N.O./M.E.	2	0	2	0	2	0-0	0-0	0	0	0	0	0	0	0
2005	Was./Atl.	5	1	5	3	8	0-0	0-0	2	0	1	0	0	0	0
2006	Carolina	7	2	5	1	6	0-0	1-8	1	0	0	0	0	0	0
2007															
OUT OF FOOTBALL															
<b>CAREER TOTALS</b>		<b>14</b>	<b>3</b>	<b>12</b>	<b>4</b>	<b>16</b>	<b>0-0</b>	<b>1-8</b>	<b>3</b>	<b>0</b>	<b>1</b>	<b>0</b>	<b>0</b>	<b>0</b>	<b>0</b>

**ADDITIONAL STATISTICS:** Special teams tackles — 2005 (2), 2006 (5), TOTAL (7).


#### MORTON'S POSTSEASON RECORD

Year	Club	G	S	UT	A	TT	S-Yds.	I-Yds.	PD	FF	FR	TD-Int.	TD-FR	S	Pts.
2004	Atlanta	1	0	0	0	0	0-0	0-0	0	0	0	0	0	0	0
2005	Washington	1	0	0	0	0	0-0	0-0	0	0	0	0	0	0	0
<b>CAREER TOTALS</b>		<b>2</b>	<b>0</b>	<b>0</b>	<b>0</b>	<b>0</b>	<b>0-0</b>	<b>0-0</b>	<b>0</b>	<b>0</b>	<b>0</b>	<b>0</b>	<b>0</b>	<b>0</b>	<b>0</b>

#### MORTON'S SINGLE GAME HIGHS

(Postseason in parentheses)

**Interceptions** — 1 vs. St. Louis, 11/19/06 (none). **Interception return yards** — 8 vs. St. Louis, 11/19/06 (none). **Sacks** — None (none). **Sack yards** — None (none).



## JARVIS MOSS

6-6 • 265 • 2ND YR. • FLORIDA


**BORN:** Aug. 3, 1984, in Denton, Texas

**HIGH SCHOOL:** Ryan High School, Denton, Texas

**ACQUIRED:** Draft #1 (17th overall), 2007

**NFL YEAR:** 2nd • **YEAR WITH BRONCOS:** 2nd

**NFL GAMES PLAYED/STARTED:** 6/1



DEFENSIVE END

#### MOSS AT A GLANCE:

- A second-year defensive end who totaled 14 tackles and one sack in six games (1 start) as a rookie with Denver in 2007 before a fractured right fibula ended his first professional season.
- Recorded 15 sacks during his final two seasons at the University of Florida, including 7.5 as a redshirt junior in 2006 on a Gators squad that earned victories in the Southeastern Conference Championship Game and the BCS National Championship Game.
- Posted two sacks and one forced fumble in Florida's 41-14 victory against Ohio State in the BCS National Championship Game during the 2006 campaign.
- Blocked two fourth-quarter kicks in the Gators' 17-16 win against South Carolina in 2006, including a 48-yard field-goal attempt as time expired, to preserve Florida's national champi-

onship hopes and earn SEC Special Teams Player of the Week honors.

- Led Florida with 7.5 sacks in 11 games (0 starts) in 2005, a year that marked his first full season of college football after overcoming numerous injuries to begin his collegiate career.
- Chosen as a *Parade* All-American and *USA Today* first-team All-American as a senior at Ryan High School in Denton, Texas.
- Registered a total of 40 sacks during his final two years at Ryan High School, helping the team to a 30-1 record and two state championship victories during that time.
- Selected by the Broncos in the first round (17th overall) of the 2007 NFL Draft.

**CAREER TRANSACTIONS:** Signed by Denver as a draft choice 7/28/07; Placed on injured reserve (fractured right fibula) by Denver 11/6/07.



**2007:** Selected by the Broncos in the first round (17th overall) of the 2007 NFL Draft, Moss played six games (1 start) as a rookie, posting 14 tackles (7 solo), one sack (7 yds.) and one forced fumble before being placed on injured reserve on Nov. 6 with a fractured right fibula... Totaled four tackles (3 solo) in his NFL debut at Buf. (9/9)... Forced a fumble on his first professional sack (Josh McCown) vs. Oak. (9/16)... Had three tackles in his first NFL start at Ind. (9/30)... Suffered his leg injury during practice preparing for the game at Det. (11/4) and was inactive for two games before he was placed on injured reserve on Nov. 6.

**COLLEGE:** Moss played 26 career games (13 starts) at the University of Florida, totaling 87 tackles (64 solo), 15 sacks (114 yds.), six passes defended, five forced fumbles and one fumble recovery... Started all 13 games played as a redshirt junior in 2006, helping Florida to a victory in the Southeastern Conference Championship Game as well as a win in the BCS National Championship Game... Finished the year with 56 tackles (42 solo) and 7.5 sacks (60 yds.), which marked the second-highest total on the Gators and the fifth-best mark in the conference... Added 11 tackles-for-losses, four forced fumbles and four pass breakups... Received SEC Player of the Week accolades in consecutive weeks for his defensive efforts against Vanderbilt and his work on special teams (two blocked kicks) against South Carolina... Named Florida's Most Outstanding Defensive Lineman following the season... Led the Gators and placed fifth in the SEC with 7.5 sacks (54 yds.) as a redshirt sophomore, seeing action in Florida's final 11 games (0 starts) mostly on third-down situations... Finished with 25 tackles, including nine for losses, that year after missing the season opener due to a six-week stint in the hospital for treatment on a pelvic bone infection... Began his redshirt freshman year as a linebacker during offseason drills before returning to defensive end... Made one tackle in the season opener against Eastern Michigan that season, seeing action for seven plays in what was his only action of the year (pelvic staph infection)... Became the second true freshman defensive lineman to play for the Gators since 2000, seeing time against Florida A&M before a pelvic injury kept him out for the rest of the year and resulted in a medical redshirt.

**PERSONAL:** Moss was a *Parade* All-American and a *USA Today* first-team All-American as a senior at Ryan High School in Denton, Texas... Ranked as the top strongside defensive end in the nation, the No. 25 overall prospect in the nation and the No. 1 defensive player in Texas by Rivals.com... Received *SuperPrep* All-America honors as a senior and was named to its Elite 50 Team... Helped Ryan High School to three consecutive Class 4A state championship games, winning titles as a junior and senior on teams that had a 30-1 record during those seasons... Registered 81 tackles (29 for losses) and 12 sacks as a senior despite missing seven games due to a pelvic injury... Had 122 tackles (52 for losses) and 28 sacks to help Ryan post the first perfect record (15-0) in school history as a junior... Majored in sociology at Florida... Jarvis Moss was born on Aug. 3, 1984, in Denton, Texas.

#### MOSS' REGULAR SEASON RECORD

Year	Club	G	S	UT	A	TT	S-Yds.	I-Yds.	PD	FF	FR	TD-Int.	TD-FR	S	Pts.
2007	Denver	6	1	7	7	14	1-7	0-0	0	1	0	0	0	0	0
<b>CAREER TOTALS</b>		<b>6</b>	<b>1</b>	<b>7</b>	<b>7</b>	<b>14</b>	<b>1-7</b>	<b>0-0</b>	<b>0</b>	<b>1</b>	<b>0</b>	<b>0</b>	<b>0</b>	<b>0</b>	<b>0</b>

#### MOSS' SINGLE GAME HIGHS

(Postseason in parentheses)

**Sacks** — 1 vs. Oakland, 9/16/07 (none). **Sack yards** — 7 vs. Oakland, 9/16/07 (none). **Interceptions** — None (none). **Interception return yards** — None (none).

#### JARVIS MOSS' CAREER GAME-BY-GAME

(Victories asterisked)

2007 DENVER (7-9)		TACKLES													
Date	Opponent	P/S	UT	A	TT	S-Yds.	I-Yds.	PD	FF	FR					
Sep 9	at Buffalo*	P	3	1	4	0-0	0-0	0	0	0					
Sep 16	vs. Oakland*	P	2	0	2	1-7	0-0	0	1	0					
Sep 23	vs. Jacksonville	P	2	1	3	0-0	0-0	0	0	0					
Sep 30	at Indianapolis	S	0	3	3	0-0	0-0	0	0	0					
Oct 7	vs. San Diego	P	0	1	1	0-0	0-0	0	0	0					
Oct 21	vs. Pittsburgh*	P	0	1	1	0-0	0-0	0	0	0					
Oct 29	vs. Green Bay					INACTIVE (LEG)									
Nov 4	at Detroit					INACTIVE (LEG)									
Nov 11	at Kansas City*					PLACED ON INJURED RESERVE (FRACTURED RIGHT FIBULA) 11/6/07									
<b>Regular Season Totals</b>			<b>6/1</b>	<b>7</b>	<b>7</b>	<b>14</b>	<b>1-7</b>	<b>0-0</b>	<b>0</b>	<b>1</b>	<b>0</b>				





## CHAD MUSTARD

6-6 • 277 • 5TH YR. • NORTH DAKOTA

BORN: Oct. 8, 1977, in Central City, Neb.

HIGH SCHOOL: Scotus Central Catholic High School, Columbus, Neb.

ACQUIRED: Free Agent, 2006

NFL YEAR: 5th • YEAR WITH BRONCOS: 3rd

NFL GAMES PLAYED/STARTED: 41/6

# 85

### TIGHT END

#### MUSTARD AT A GLANCE:

- A fifth-year tight end with the versatility to also play offensive tackle who enters his third season with the Broncos in 2008.
- Recorded all six of his career starts with Denver during the last two seasons, including a career-high four starts with the club in 2006.
- Totaled career highs in receptions (5) and receiving yards (62) in 12 games (2 starts) for the Broncos in 2007, ending the year with a personal-best three catches for 41 yards in the season finale against Minnesota (12/30/07).
- Competed on Cleveland's practice squad as a rookie in 2002 and saw time on the Browns' active roster during the 2003 and '04 seasons before spending 2005 out of the NFL following a brief stint in Carolina's training camp.
- Played for NFL Europe's Rhein Fire during the spring of 2003, catching 16 passes for 167 yards.
- Saw time with the Omaha Beef of the National Indoor Football League in 2002, starting a total of 13 games (10 at wide receiver and 3 at guard) after going undrafted out of college.
- Attended the University of North Dakota on a basketball scholarship and played two seasons of football after his basketball eligibility expired.
- Joined the Broncos as a future-contract signee on Jan. 3, 2006.
- Entered the NFL with Cleveland as a practice-squad signee on Dec. 3, 2002.

**CAREER TRANSACTIONS:** Signed by Cleveland (practice squad) 12/3/02; Signed by Cleveland to a future contract 1/8/03; Waived by Cleveland 8/31/03; Signed by Cleveland (practice squad) 10/1/03; Signed by Cleveland (active roster) 10/11/03; Waived by Cleveland 11/4/03; Signed by Cleveland (practice squad) 11/6/03; Waived by Cleveland 9/5/04; Signed by Cleveland 9/21/04; Placed on injured reserve (left foot) by Cleveland 11/17/04; Waived by Cleveland 2/22/05; Signed by Carolina 8/11/05; Waived by Carolina 8/29/05; Signed by Denver to a future contract 1/3/06; Waived by Denver 9/1/07; Signed by Denver 9/8/07; Waived by Denver 9/11/07; Signed by Denver 9/15/07; Waived by Denver 9/17/07; Signed by Denver 10/18/07.



**2007:** Mustard played 12 games (2 starts) for Denver, totaling a career-high five receptions for 62 yards (12.4 avg.)... Also saw time at offensive tackle... Competed in training camp with Denver and was waived on Sept. 1... Rejoined the team on Sept. 8 but was waived on Sept. 11 before re-signing with the club on Sept. 15... Waived by the Broncos again on Sept. 17 before re-signing with the club on Oct. 18 for the remainder of the season... Played at Buf. (9/9) and vs. Oak. (9/16) after being off the roster during the weeks leading up to those games... Made his first catches of the season on *Monday Night Football* at S.D. (12/24) with two receptions for 21 yards... Posted career highs in receptions (3), receiving yards (41) and longest reception (15 yards) in the season finale vs. Min. (12/30)... Caught two passes for 26 yards on the team's opening drive to set up a score against the Vikings.

**2006:** In his first season with the Broncos, Mustard played 12 games (4 starts) and made two catches for 23 yards (11.5 avg.)... Both of his catches came on Thanksgiving at K.C. (11/23) in a game that marked the first start of his NFL career... Played at Stl. (9/10) in the season opener and returned a squibbed kickoff two yards vs. K.C. (9/17)... Played on offense and special teams in every game leading up to Thanksgiving at K.C. (11/23) when he made two catches for 23 yards... Declared inactive for two games after sustaining a shoulder injury during that game against the Chiefs... Returned to action at Ari. (12/17).

**2005:** Mustard competed in Carolina's training camp after the club signed him Aug. 11... Waived on Aug. 29 and spent the regular season out of the NFL.

**2004:** Mustard played on offense and special teams in seven games (0 starts) for Cleveland, making one catch for nine yards and returning two kickoffs for 13 yards... Waived by Cleveland on Sept. 5 and rejoined the club on Sept. 21... Season was ended early after suffering a left foot injury that forced the Browns to place him on injured reserve on Nov. 17... Made his season debut at NYG (9/26) and posted a 9-yard reception... Appeared in the next six games for the Browns, returning one kickoff for nine yards vs. Cin. (10/17)... Suffered his season-ending left foot injury vs. Pit. (11/14).

**2003:** Mustard played 10 games (0 starts) for Cleveland, posting four receptions for 29 yards (7.3 avg.) and one kickoff return for six yards... Waived by Cleveland at the end of training camp but rejoined the team's practice squad on Oct. 1... Signed to the Browns' active roster on Oct. 11... Made his NFL debut vs. Oak. (10/12) and remained in the tight end rotation vs. S.D. (10/19) and at N.E. (10/26)... Waived on Nov. 4 and signed to the practice squad two days later... Returned to the active roster a week later when tight end Steve Heiden injured his ankle... Made two catches, the first of his NFL career, for 17 yards vs. Ari. (11/16)... Posted two catches for 12 yards vs. Pit. (11/23).

**2002:** Mustard made 13 starts for the Omaha Beef of the National Indoor Football League after going undrafted out of college... Started 10 games at wide receiver and three games at guard for Omaha... Recorded 25 receptions for 246 yards (9.8 avg.) with 12 touchdowns for the club... Signed to Cleveland's practice squad on Dec. 4 and spent the remainder of the season on that unit... Allocated to NFL Europe by the Browns in the spring of 2003... Caught 16 passes for 167 yards (10.4 avg.) with one touchdown that year for the Rhein Fire.

**COLLEGE:** Mustard, who attended the University of North Dakota on a basketball scholarship, split his time playing football and basketball in college... Played 112 basketball games, finishing his career eighth on the school's all-time list with 1,568 points while adding 741 rebounds... Led the Fighting Sioux to a 23-8 record and an NCAA Division II playoff appearance as a senior... Earned NABC/Oldsmobile third-team All-America accolades while receiving All-North Central Conference, district and regional honors for the second time... Joined the football team for two seasons after concluding his basketball eligibility... Played all 11 games and made eight catches for 146 yards with one touchdown in a reserve role in 2000... Appeared in 11 of 15 games the following season, totaling three catches for 90 yards in the team's playoff games, including a 62-yard touchdown grab against Pittsburgh State in the NCAA Division II quarterfinals... Helped UND win the NCAA Division II National Championship.

**PERSONAL:** Mustard graduated from Scotus Central Catholic High School in Columbus, Neb., where he lettered in football, basketball and track... Earned a bachelor's degree in education from North Dakota... Student taught at Omaha North High School in 2002 while out of the NFL... Married to Kalli... Chad Mustard was born on Oct. 8, 1977, in Central City, Neb.

#### MUSTARD'S REGULAR SEASON RECORD

RECEIVING															SCORING			
Year	Club	G	S	No.	Yds.	Avg.	LG	TD	TD	TDr	TDp	TDrt	2pt	Pts.				
2002	Cleveland				PRACTICE SQUAD													
2003	Cleveland	10	0	4	29	7.3	12	0	0	0	0	0	0	0				
2004	Cleveland	7	0	1	9	9.0	9	0	0	0	0	0	0	0				
2005					OUT OF FOOTBALL													
2006	Denver	12	4	2	23	11.5	14	0	0	0	0	0	0	0				
2007	Denver	12	2	5	62	12.4	15	0	0	0	0	0	0	0				
CAREER TOTALS		41	6	12	123	10.3	15	0	0	0	0	0	0	0				
BRONCOS TOTALS		24	6	7	85	12.1	15	0	0	0	0	0	0	0				

**ADDITIONAL STATISTICS:** Kick returns — 2003 (1 for 6 yds.), 2004 (2 for 13 yds., 6.5 avg., 9 LG), 2006 (1 for 2 yds.), TOTAL (4 for 21 yds., 5.3 avg., 9 LG).

#### MUSTARD'S SINGLE GAME HIGHS

(Postseason in parentheses)

**Receptions** — 3 vs. Minnesota, 12/30/07 (none). **Receiving yards** — 41 vs. Minnesota, 12/30/07 (none). **Longest reception** — 15 vs. Minnesota, 12/30/07 (none). **Receiving touchdowns** — None (none).

#### VINCE LOMBARDI TROPHY

The Denver Broncos claimed back-to-back World Championships with their 31-24 defeat of Green Bay in Super Bowl XXXII during the 1997 season and their 34-19 triumph over Atlanta in Super Bowl XXXIII during the 1998 season. The franchise now owns two Vince Lombardi Trophies, which are displayed in the lobby of the Paul D. Bowlen Memorial Broncos Centre. The sterling silver trophies are created by Tiffany & Company and were named for the late Vince Lombardi before Super Bowl V. Each trophy is a regulation-size silver football mounted in a kicking position on a pyramid-like stand of three concave sides. The trophy stands 20.75 inches tall, weighs 107.3 ounces, and is valued in excess of \$10,000. Each is engraved with the the words "Vince Lombardi Trophy" above an NFL Shield. Below that is the engraving of the particular Super Bowl (XXXII and XXXIII), "AFC vs. NFC," the score of the game, the date and the location.



## TOM NALEN

6-3 • 286 • 15TH YR. • BOSTON COLLEGE

**BORN:** May 13, 1971, in Boston

**HIGH SCHOOL:** Foxboro High School, Foxboro, Mass.

**ACQUIRED:** Draft #7c (218th overall), 1994

**NFL YEAR:** 15th • **YEAR WITH BRONCOS:** 15th

**NFL GAMES PLAYED/STARTED:** 194/188 • **POSTSEASON:** 13/13

66

### CENTER

#### NALEN AT A GLANCE:

- A 15th-year center whose five Pro Bowl selections (1997-2000, '03) are the most by an offensive lineman in Broncos history.
- Helped Denver post the most rushing yards (29,131) and most individual 100-yard rushing games (93) in the NFL since 1995 while tying for the most individual 1,000-yard rushing seasons (11) in the league during that period.
- Started for a Broncos team that has allowed the third-fewest sacks (395) in the NFL since 1995.
- Enters 2008 ranked second in Broncos history in career starts (188) and third in games played (194), totals that both are the most in franchise annals among offensive linemen.
- Worked as a starter on Denver's back-to-back Super Bowl champion teams from 1997-98 and has started 13 career postseason games, which tie for the third-highest total in team history.
- Helped Terrell Davis in 1998 become just the fourth player in NFL history to rush for more than 2,000 yards in a season (2,008 yds.) and has blocked for two Associated Press NFL Offensive Rookie of the Year winners (Clinton Portis in 2002 and Mike Anderson in 2000).
- Fully recovered from a torn right biceps injury that ended his 2007 season after five games.
- Cleared the way in 2006 for the Broncos' sixth different 1,000-yard rusher (Tatum Bell, 1,025 yds.) since he became a starter in 1995.
- Played every offensive snap in 2004 on a Denver line that set a franchise record by giving up only 15 sacks, shattering the previous best of 22 sacks set in 1971, to rank third in the NFL.
- Anchored Denver's 2003 offensive line that paved the way for the team to gain a franchise-record 2,629 rushing yards and secured numerous individual honors that year, including Pro Bowl, Associated Press first-team All-Pro and NFL Offensive Lineman of the Year accolades.
- Rebounded from a torn anterior cruciate ligament in his left knee that forced him to miss the final nine games of the 2002 season and ended a consecutive games played/started streak of 115 games that dated back to the 1995 season.
- Started all 16 games in 10 different seasons, including during four of the last five years.
- Received honorable mention All-America honors as a senior at Boston College.
- Selected by the Broncos in the seventh round (218th overall) of the 1994 NFL Draft.

**CAREER TRANSACTIONS:** Signed by Denver as a draft choice 7/15/94; Waived by Denver 9/2/94; Signed by Denver (practice squad) 9/6/94; Signed by Denver (active roster) 10/7/94; Placed on injured reserve (left knee) by Denver 10/23/02; Placed on injured reserve (torn right biceps) by Denver 10/9/07.



**2007:** Nalen centered a Broncos line that blocked for an offense that ranked sixth in the league in rushing yards per game (138.8) and second in yards per rush (4.8) in the five games he started before being placed on injured reserve on Oct. 9 with a torn right biceps injury... Anchored an offensive line that helped the team average 5.3 yards per rush (171 yards) at Buf. (9/9)... Moved past Tom Jackson (191) into sole possession of third place on the team's all-time games played list when he took the field vs. Jac. (9/23)... Finished the game vs. S.D. (10/7) despite suffering a torn right biceps injury during the contest that ultimately ended his season.

**2006:** Nalen was one of three Broncos (Cooper Carlisle and Ben Hamilton) to start all 16 games and play all 1,002 offensive snaps, starting all 16 games for the 10th time in his career... Selected as an All-Pro by *Sports Illustrated* (Dr. Z)... Increased his snaps played total to all 3,191 since the 2004 season... Helped Tatum Bell eclipse the 1,000-yard plateau for the first time in the running back's career (1,025 yds.), marking Denver's sixth different 1,000-yard back with Nalen as its starting center (since 1995)... Moved into fourth place on the team's career

#### 66's TROPHY CASE

Pro Bowl Selections (5) ....1997-2000, '03

NFL Offensive Lineman of the Year ...2003

All-Pro (1st Team) (2) .....2000, '03

All-Pro (2nd Team) .....1999

#### FIRST IN STARTS, GAMES PLAYED BY DENVER OFFENSIVE LINEMEN

##### MOST GAMES STARTED, BRONCOS HISTORY

Player	Years	Starts
1. John Elway (QB)	1983-98	231
2. Tom Nalen (C)	1994-2007	188
3. Billy Thompson (DB)	1969-81	178
4. Tom Jackson (LB)	1973-86	177
Barney Chavous (DE)	1973-85	177

##### MOST GAMES PLAYED, BRONCOS HISTORY

Player	Years	Games
1. Jason Elam (K)	1993-2007	236
2. John Elway (QB)	1983-98	234
3. Tom Nalen (C)	1994-2007	194
4. Tom Jackson (LB)	1973-86	191
5. Paul Howard (G)	1973-86	187

games played list (189) and into second place on the team's games started list (183)... Passed Dennis Smith for the fifth-most starts (171) in Broncos history on *Monday Night Football* vs. Bal. (10/9)... Helped the Broncos post a season-high 227 rushing yards vs. Ind. (10/29)... Passed Billy Thompson to move into sole possession of second place in games started by a Bronco with his 179th start on *Sunday Night Football* vs. Sea. (12/3).

**2005:** In addition to helping the Broncos to one of their finest offensive seasons in franchise history, Nalen ascended to sixth place on the team's all-time games started list (167) by starting all 16 regular-season games in 2005... Selected as an All-Pro by *Sports Illustrated* (Dr. Z)... Started both postseason contests, including the AFC Championship Game, to move into a tie for third place in Broncos history for career playoff starts (13)... Anchored an offensive line that helped the club rank second in the NFL in rushing (158.7 ypg.), producing 2,539 rushing yards that marked the second-highest single-season total in franchise history... Helped Denver become the third team in league history to have two 900-yard rushers (Mike Anderson and Tatum Bell), a 3,000-yard passer (Jake Plummer) and a 1,000-yard receiver (Rod Smith) in the same season... Anchored a line that allowed the third-fewest sacks (23) in both the league for the year and in team history and one that blocked for a franchise-best 145 rushing first downs... Helped Denver rush for 221 yards on *Monday Night Football* vs. K.C. (9/26)... Started at center vs. Phi. (10/30) in a game in which the Broncos became the first team in NFL history to have two 100-yard rushers (Anderson and Bell) and a 300-yard passer (Plummer) in the same game as part of the team's 564-yard, 49-point effort... Denver's yardage output and point total against the Eagles both were the second-highest respective single-game marks in club history.

**2004:** Nalen was Denver's starting center for all 16 regular-season games and did not miss a snap on a line that set a franchise record by giving up only 15 sacks, shattering the previous best of 22 sacks set in 1971, to rank third in the NFL... Line did not surrender a sack in eight contests and blocked for a 100-yard rusher in eight different games, helping to produce a 100-yard rushing game by a Bronco in six-of-seven contests midway through the year... Pivotal to Denver totaling its sixth-best single-season rushing total (2,333 yds.) despite season-ending injuries to its top two running backs early in the year... Finished the year tied for eighth all time in career starts by a Bronco (151) and tied for first (Billy Bryan) among centers... Was the Broncos' starting center in their AFC Wild Card Game at Ind. (1/9)... Started vs. K.C. (9/12) and was part of a blocking effort that paved the way for Quentin Griffin to set a franchise record for most rushing yards in a season opener with a game-high 156 yards with two touchdowns... Anchored the Broncos' offensive line vs. Car. (10/10) when it blocked for Reuben Droughns' 193-yard rushing effort that marked the ninth-highest single-game rushing total by a Bronco in franchise history... Part of franchise history vs. Atl. (10/31) in protecting Jake Plummer as he recorded the most passing yards in a single game in team history (ninth in NFL history) with 499 yards.

**2003:** Nalen—voted to his fifth Pro Bowl; named All-NFL by the Associated Press; named All-NFL and All-AFC by *Pro Football Weekly*; named NFL Offensive Lineman of the Year by the NFL Alumni and the Broncos' nominee for the Ed Block Courage Award—started at center in all 16 regular-season games... Helped the Broncos rush for a franchise-record 2,629 yards while tying for the fourth-fewest sacks allowed (25) in team history... Started at center in the Broncos' AFC Wild Card Game at Ind. (1/4)... Left the game in the fourth quarter vs. Det. (9/28) after suffering an injury to his right ankle.

**2002:** Nalen started the first seven games of the season at center before being placed on injured reserve on Oct. 23 with a left knee injury... Underwent surgery to repair a torn anterior cruciate ligament in his left knee on Nov. 5 at the Steadman-Hawkins Clinic in Vail, Colo.... Suffered the injury with three minutes remaining in regulation at K.C. (10/20)... Efforts early in the year helped Clinton Portis rush for 1,508 yards to earn NFL Offensive Rookie of the Year honors (Associated Press).

**2001:** Nalen started all 16 games at center for the Broncos and played at a high level as he ran his streak of consecutive starts to 108 contests.

**2000:** Nalen started at center in all 16 regular-season games for Denver and was named All-NFL by the Associated Press for the second consecutive year, garnering first-team honors after a second-team showing the previous season... Voted to his fourth consecutive Pro Bowl, setting a club record for the longest such streak by an offensive lineman in franchise history... Named All-Pro by *USA Today*, *Sports Illustrated*, *The Sporting News*

#### NALEN AMONG GREATEST BRONCOS LINEMEN

##### BRONCOS OFFENSIVE LINEMEN TO EARN PRO BOWL BERTHS

Player	Pos.	Pro Bowls	Year(s) Selected
1. Tom Nalen	C	5	1997-2000, '03
2. Gary Zimmerman	T	3	1994-96
3. Tony Jones	T	1	1998
Mark Schlereth	G	1	1998

### NALEN KEY TO DENVER'S DOMINANT RUSHING ATTACK

Since becoming a starter in 1995, center Tom Nalen has helped Denver rush for the most yards (29,131) and total the most individual 100-yard rushing games (93) in the NFL.

#### MOST RUSHING YARDS, NFL, 1995-2007

Team	Att.	Yds.	Avg.	TDs	Ypg.
1. Denver	6,465	29,131	4.5	220	140.1
2. Pittsburgh	6,788	28,132	4.1	199	135.3
3. Kansas City	6,129	25,874	4.2	243	124.4
4. Jacksonville	6,068	25,803	4.3	210	124.1
5. Minnesota	5,663	25,392	4.5	178	122.1

#### MOST IND. 100-YARD GAMES, NFL, 1995-2007

Team	100-Yd. Gms.
1. Denver	93
2. Pittsburgh	87
3. Indianapolis	72
4. Jacksonville	65
Kansas City	65
Seattle	65

and *Football Digest*... Also earned second-team honors from *College & Pro Football Newsweekly* as well as All-AFC kudos from *Pro Football Weekly* and *Football News*... Started at center in an AFC Wild Card Game at Bal. (12/31)... Blocked for running back Mike Anderson as he posted the fifth-best rushing total by a rookie in NFL history (1,487 yds.) on the way to earning NFL Offensive Rookie of the Year honors from the Associated Press... Underwent surgery to repair a hernia following the season.

**1999:** Nalen started at center for the Broncos in all 16 regular-season games and was selected to his third consecutive Pro Bowl—first as a starter—while also garnering first-team All-NFL honors from *Football Digest* and *The Sporting News* as well as second-team honors from the Associated Press... Underwent successful surgery on his right knee on Jan. 5 but was unable to play in the Feb. 6, 2000, Pro Bowl.

**1998:** Nalen—selected All-NFL by *USA Today*—started at center in all 16 regular-season games for Denver and was voted to play in the Pro Bowl for the second consecutive season... Played an integral role on an outstanding offensive line that allowed just 25 sacks—the third-lowest total for a full season in franchise history and the lowest since 1971—while paving the way for only the fourth 2,000-yard rusher in NFL history (Terrell Davis, 2,008 yds.) and the league's second-ranked rushing attack at 154.3 yards per game... Started at center in all three post-season games and helped pave the way for a rushing attack that averaged 183 yards per game as Denver won Super Bowl XXXIII with a 34-19 victory vs. Atl. (1/31).

**1997:** Nalen started all 16 regular-season games at center for the Broncos and had a breakout season, earning his first Pro Bowl selection along with second-team All-NFL honors from *College & Pro Football Newsweekly*... Started at center in all four games in the postseason as part of an offensive line that allowed Denver to control games with its rushing attack... Helped the Broncos average 187 rushing yards per game in the postseason with the line being named NFL Offensive Player of the Week for Denver's AFC Wild Card Game win vs. Jac. (12/27)... Played an integral role in the offensive unit piling up club postseason records of 511 total yards and 42 points in Denver's win that day against the Jaguars... Helped Terrell Davis earn MVP honors in Super Bowl XXXII with 157 rushing yards and three rushing scores in the team's win vs. G.B. (1/25)... Made his first career pass reception at Oak. (10/19), catching a John Elway pass for a loss of one yard after it was batted at the line of scrimmage by the Raiders' Chester McGlockton... Part of Denver offense that set a team record by scoring 472 points during the season and led the NFL in total offense (367.0 ypg.) for the second consecutive year while posting the AFC's best mark for the third consecutive season... Cleared the way for Broncos running backs to total 15 individual 100-yard rushing performances over the 20-game regular-season and postseason slate.

**1996:** Nalen started all 16 regular-season games at center, playing a key role on a unit that cleared the way for AFC rushing leader Terrell Davis (1,538 yds.) while allowing just 31 sacks... Suffered a partial tear of his medial collateral ligament early in Denver's game at Min. (11/24) and was listed as questionable vs. Sea. (12/1) but did start... Started Denver's lone playoff contest, an AFC Divisional Playoff Game vs. Jac. (1/4)... Helped the Broncos rush for more than 100 yards in a game on 10 occasions during the season and top the 200-yard rushing mark four times... Part of a Denver offense that led the NFL with 361.9 yards per game of offense.

**1995:** Nalen started 15 of the Broncos' 16 games at S.D. (9/24) while recovering from arthroscopic surgery to repair a lateral meniscus tear in his left knee suffered vs. Was. (9/17)... Underwent surgery at the Steadman-Hawkins Clinic in Vail, Colo., on Sept. 18, and was expected to miss three-to-four

### NALEN CLEARS THE WAY FOR 11 1,000-YARD RUSHING SEASONS

Below is a look at the 11 individual 1,000-yard rushing seasons Tom Nalen has helped Denver achieve since 1995.

#### BRONCOS INDIVIDUAL 1,000-YARD RUSHING SEASONS SINCE 1995

Year	Player	Att.	Yds.	Avg.	LG	TDs
1995	Terrell Davis	237	1,117	4.7	60t	7
1996	Terrell Davis	345	1,538	4.5	71t	13
1997	Terrell Davis	369	1,750	4.7	50t	15
1998	Terrell Davis	392	2,008	5.1	70	21
1999	Olandis Gary	276	1,159	4.2	71	7
2000	Mike Anderson	297	1,487	5.0	80t	15
2002	Clinton Portis	273	1,508	5.5	59	15
2003	Clinton Portis	290	1,591	5.5	65t	14
2004	Reuben Droughns	275	1,240	4.5	51t	6
2005	Mike Anderson	239	1,014	4.2	44t	12
2006	Tatum Bell	233	1,025	4.4	51	2

### SACKS ALLOWED SINCE 1995

Since Tom Nalen became a starter in 1995, Denver has allowed the third-fewest sacks (395) in the NFL.

#### FEWEST SACKS ALLOWED IN THE NFL, 1995-2007

Team	Att.	Sacks	Yds.	Pct.
1. Indianapolis	7,054	354	2,256	4.8
2. Green Bay	7,439	360	2,411	4.6
3. Denver	6,756	395	2,637	5.5
4. Tennessee	6,538	408	2,611	5.9
5. Miami	6,877	420	2,800	5.8

weeks but returned to his starting position at Sea. (10/1)... Part of an offensive line that helped Denver reach 100 yards in a game 11 times during the regular season and produce a 1,000-yard rusher in rookie Terrell Davis (1,117 yds.).

**1994:** Selected by the Broncos in the seventh round (218th overall) of the 1994 NFL Draft, Nalen played seven games as a rookie, including a start at left guard in his first NFL appearance at the L.A. Rams (11/6)... Continued to make appearances on the offensive line during the rest of the season... Waived just before the start of the regular season but re-signed with the club's practice squad on Sept. 6... Signed to the active roster the week of the Rams' game in November to start in place of injured lineman Jon Melander.

**COLLEGE:** Nalen was a three-year starter at Boston College, earning numerous honors that included third-team Associated Press All-America, second-team All-Big East Conference and first-team ECAC citations... Closed out his outstanding college career with appearances in the East-West Shrine Game and the Senior Bowl... Was an honorable mention All-American and All-Big East second-team pick by *The Poor Man's Guide to the NFL Draft* as a senior, starting all year and leading the way as the Eagles ranked fourth in the nation in total offense (506.4 yards per game)... Blocking helped Boston College in its upset win against Notre Dame in South Bend, Ind.... Started every game from 1991-93 after serving as the team's deep-snapper, backup center and then starting center for the last three games in 1990.

**PERSONAL:** A native of Foxboro, Mass., Nalen lettered three times each in football and basketball and twice in track at Foxboro High School in Foxboro... Was an All-Hockomock League and all-state selection by the *Boston Globe*, *Boston Herald*, *Sun Chronicle* and *Patriot Ledger*... Named the state's Lineman of the Year following an outstanding senior season... Served as the captain of his high school's football and basketball teams, leading the football team to a pair of Division III titles and an appearance in the Shriners All-Star Game... Received all-conference and team MVP honors in basketball while being named to the Academic All-State team by the Massachusetts Basketball Coaches Association... Earned a bachelor's degree in accounting from Boston College... He and his wife, Denise, have two daughters (Delaney and Ainsley) and one son (Kyle)... The family resides in Littleton, Colo.... Thomas Andrew Nalen was born on May 13, 1971, in Boston.

### NALEN'S REGULAR SEASON RECORD

Year	Club	G	S
1994	Denver	7	1
1995	Denver	15	15
1996	Denver	16	16
1997	Denver	16	16
1998	Denver	16	16
1999	Denver	16	16
2000	Denver	16	16
2001	Denver	16	16
2002	Denver	7	7
2003	Denver	16	16
2004	Denver	16	16
2005	Denver	16	16
2006	Denver	16	16
2007	Denver	5	5
<b>CAREER TOTALS</b>		<b>194</b>	<b>188</b>

**ADDITIONAL STATISTICS:** Caught a tipped pass from John Elway for a 1-yard loss at Oakland (10/19/97). Miscellaneous tackles — 1996 (3), 1997 (2), 1998 (1), 1999 (1), 2000 (1), 2001 (3), 2002 (2), 2004 (4), 2005 (1), 2006 (1), TOTAL (19).

### NALEN'S POSTSEASON RECORD

Year	Club	G	S
1996	Denver	1	1
1997	Denver	4	4
1998	Denver	3	3
2000	Denver	1	1
2003	Denver	1	1
2004	Denver	1	1
2005	Denver	2	2
<b>CAREER TOTALS</b>		<b>13</b>	<b>13</b>

**ADDITIONAL STATISTICS:** Miscellaneous tackles — 2005 (2), TOTAL (2).



**SAMIE PARKER****5-11 • 185 • 5TH YR. • OREGON****BORN:** March 25, 1981, in Long Beach, Calif.**HIGH SCHOOL:** Long Beach Polytechnic High School, Long Beach, Calif.**ACQUIRED:** Unrestricted Free Agent (Kansas City), 2008**NFL YEAR:** 5th • **YEAR WITH BRONCOS:** 1st**NFL GAMES PLAYED/STARTED:** 47/31 • **POSTSEASON:** 1/1**12****WIDE RECEIVER****PARKER AT A GLANCE:**

- A fifth-year wide receiver who enters his first season with the Broncos in 2008 after starting 31 games during his first four professional seasons with Kansas City.
- Recorded consecutive 500-yard receiving seasons for the Chiefs from 2005-06, totaling 533 receiving yards in 2005 and 561 receiving yards in 2006.
- Caught at least one pass in all but two of his 15 appearances (7 starts) with Kansas City in 2007, finishing the year with 24 receptions for 298 yards (12.4 avg.) with two touchdowns.
- Posted career highs in starts (15), receptions (41) and receiving yards (561) with the Chiefs in 2006, appearing in all 16 regular-season games and one playoff contest that season.
- Had a personal-best three receiving touchdowns as a nine-game starter for Kansas City in 2005.
- Set a University of Oregon single-season record with 77 receptions for 1,088 yards (14.1 avg.) with seven touchdowns as a senior to earn honorable mention All-Pacific-10 Conference honors.
- Joined the Broncos as an unrestricted free agent on April 15, 2008.
- Selected by Kansas City in the fourth round (105th overall) of the 2004 NFL Draft.

**CAREER TRANSACTIONS:** Signed by Kansas City as a draft choice 7/27/04; Signed by Denver as an unrestricted free agent 4/15/08.



**2007:** Parker played 15 games (7 starts) for the Chiefs, totaling 24 receptions for 298 yards (12.4 avg.) with two touchdowns... Caught a season-high four passes for 48 yards at Hou. (9/9)... Scored on a 13-yard reception vs. Jac. (10/7)... Posted three receptions for 33 yards, including a 10-yard touchdown, vs. Ten. (12/16)... Had two receptions for 56 yards at Det. (12/23)... Capped the season with two catches for 23 yards at NYJ (12/30).

**2006:** Parker played all 16 games for the first time in his career, recording career highs in starts (15), receptions (41) and receiving yards (561) for Kansas City... Had four games with five catches and added one touchdown... Started its AFC Wild Card Playoff Game at Ind. (1/6)... Totaled five receptions at Den. (9/17)... Caught five passes for 37 yards with a 15-yard score at Ari. (10/8)... Recorded a season-high 72 receiving yards on five receptions at Pit. (10/15)... Had a 43-yard catch at Stl. (11/5)... Totaled 71 receiving yards vs. Den. (11/23) and vs. Bal. (12/10).

**2005:** Parker played 12 games (9 starts) for the Chiefs, finishing with 36 catches for 533 yards (14.8 avg.) with a career-high three touchdowns... Posted three receptions for 86 yards (28.7 avg.), including a career-long 49-yard reception, at Oak. (9/18)... Had a 21-yard touchdown catch at Den. (9/26)... Left in the third quarter vs. Was. (10/16) with a left knee sprain... Made a pair of catches for 23 yards with a 6-yard score at Hou. (11/20) after missing four games due to the knee injury... Had five receptions for 76 yards vs. N.E. (11/27) and five catches for 79 yards at Dal. (12/11)... Posted a career-high six catches for a personal-best 87 yards at NYG (12/17)... Registered four catches for 58 yards with a 42-yard touchdown vs. S.D. (12/24).

**2004:** Selected by Kansas City in the fourth round (105th overall) of the 2004 NFL Draft, Parker played four games as a rookie and totaled nine receptions for 137 yards (15.2 avg.) with one touchdown... Declared inactive for the first three games with a left hamstring injury before making his NFL debut at Bal. (10/4)... Caught his first three NFL passes for 84 yards and his initial pro touchdown on a 48-yard pass from Trent Green in the third quarter vs. Den. (12/19)... Posted three receptions vs. Oak. (12/25) and at S.D. (1/2).

**COLLEGE:** Parker played 50 career games (29 starts) at the University of Oregon, totaling 178 receptions for 2,761 yards (15.5 avg.) with 19 touchdowns while rushing five times for 19 yards... Started all 13 games at split end as a senior, setting a school single-season record with 77 receptions for 1,088 yards (14.1 avg.) with seven scores to earn honorable mention All-Pacific-10 Conference honors... 1,088 receiving yards that year ranked second for a season in Oregon annals... Received the Duane J. Cargill Award, given to the team's impact player as chosen by the coaching staff, as a senior... Started all 13 games as a junior in 2002 and earned honorable mention all-conference accolades after he led the team with 49 receptions for 724 yards (14.8 avg.) and eight touchdowns... Ranked third in the Pac-10 with an 18.2-yard reception average (41-748) as a sophomore... Played 12 games as a redshirt freshman in 2000, making 11 catches for 201 yards (18.3 avg.).

**PERSONAL:** Parker attended Long Beach Polytechnic High School in Long Beach, Calif., where he was a first-team All-CIF selection as a senior... Caught a team-high 58 passes for a school-record 1,214 yards (20.9 avg.) with 16 touchdowns that year... Competed on the Oregon track team during his first three collegiate seasons... Placed third in the 100 meters at the 2003 Pac-10 Championships (ran a 10.18 in the preliminary race) before winning the event at the NCAA qualifying meet and finishing fifth (10.41) at the NCAA Championships that year... Finished fourth in the 60 meters at both the 2002 and 2003 NCAA Indoor Nationals (6.62)... Served as an intern with the Legacy Financial Group during the 2005 offseason... Younger brother, Travionte Session, plays wide receiver at the University of Nevada-Reno... Majored in ethnic studies at Oregon... Has a 1-year-old daughter, LaNicia... Samie Jabar Parker was born on March 25, 1981, in Long Beach, Calif.

**PARKER'S REGULAR SEASON RECORD**

Year	Club	RECEIVING							RUSHING					SCORING				
		G	S	No.	Yds.	Avg.	LG	TD	No.	Yds.	Avg.	LG	TD	TDp	TDrt	2pt	Pts.	
2004	Kansas City	4	0	9	137	15.2	48	1	0	0	0.0	—	0	1	0	1	0	6
2005	Kansas City	12	9	36	533	14.8	49	3	0	0	0.0	—	0	3	0	3	0	18
2006	Kansas City	16	15	41	561	13.7	43	1	3	7	2.3	5	0	1	0	1	0	6
2007	Kansas City	15	7	24	298	12.4	24	2	1	2	2.0	2	0	2	0	2	0	12
<b>CAREER TOTALS</b>		<b>47</b>	<b>31</b>	<b>110</b>	<b>1,529</b>	<b>13.9</b>	<b>49</b>	<b>7</b>	<b>4</b>	<b>9</b>	<b>2.3</b>	<b>5</b>	<b>0</b>	<b>7</b>	<b>0</b>	<b>7</b>	<b>0</b>	<b>42</b>

**ADDITIONAL STATISTICS:** Miscellaneous tackles — 2005 (1), 2006 (1), 2007 (3), TOTAL (5). Fumbles — 2007 (1 FR), TOTAL (1 FR).

**PARKER'S POSTSEASON RECORD**

Year	Club	RECEIVING							RUSHING					SCORING				
		G	S	No.	Yds.	Avg.	LG	TD	No.	Yds.	Avg.	LG	TD	TDp	TDrt	2pt	Pts.	
2006	Kansas City	1	1	0	0	0.0	—	0	0	0	0.0	—	0	0	0	0	0	0
<b>CAREER TOTAL</b>		<b>1</b>	<b>1</b>	<b>0</b>	<b>0</b>	<b>0.0</b>	<b>—</b>	<b>0</b>	<b>0</b>	<b>0</b>	<b>0.0</b>	<b>—</b>	<b>0</b>	<b>0</b>	<b>0</b>	<b>0</b>	<b>0</b>	<b>0</b>

**PARKER'S SINGLE-GAME HIGHS**

(Postseason in parentheses)

**Receptions** — 6 at N.Y. Giants, 12/17/05 (none). **Receiving yards** — 87 at N.Y. Giants, 12/17/05 (none). **Longest reception** — 49 at Oakland, 9/18/05 (none). **Receiving touchdowns** — 1, seven times, last vs. Tennessee, 12/16/07 (none). **Rushes** — 1, four times, last at Oakland, 10/21/07 (none). **Rushing yards** — 5 at Miami, 11/12/06 (none). **Longest rush** — 5 at Miami, 11/12/06 (none).

**SAMIE PARKER'S CAREER GAME-BY-GAME**

(victories asterisked)

2004 KANSAS CITY (7-9)										RECEIVING				SCORING			
Date	Opponent	P/S	No.	Yds.	Avg.	LG	TD							2pt.	Pts.		
Sep 12	at Denver									INACTIVE (LEFT HAMSTRING)							
Sep 19	vs. Carolina									INACTIVE (LEFT HAMSTRING)							
Sep 26	vs. Houston									INACTIVE (LEFT HAMSTRING)							
Oct 4	at Baltimore*	P	0	0	0.0	—	0							0	0		
Oct 17	at Jacksonville									INACTIVE							
Oct 24	vs. Atlanta*									INACTIVE							
Oct 31	vs. Indianapolis*									INACTIVE							
Nov 7	at Tampa Bay									INACTIVE							
Nov 14	at New Orleans									DID NOT PLAY							
Nov 22	vs. New England									INACTIVE							
Nov 28	at San Diego									DID NOT PLAY							
Dec 5	at Oakland*									DID NOT PLAY							
Dec 13	at Tennessee*									INACTIVE							
Dec 19	vs. Denver*	P	3	84	28.0	48t	1							0	6		
Dec 25	vs. Oakland*	P	3	35	11.7	14	0							0	0		
Jan 2	at San Diego	P	3	18	6.0	8	0							0	0		
<b>Regular Season Totals</b>			<b>4/0</b>	<b>9</b>	<b>137</b>	<b>15.2</b>	<b>48t</b>	<b>1</b>						<b>0</b>	<b>6</b>		

2005 KANSAS CITY (10-6)										RECEIVING				SCORING			
Date	Opponent	P/S	No.	Yds.	Avg.	LG	TD							2pt.	Pts.		
Sep 11	vs. N.Y. Jets*	P	2	23	11.5	14	0							0	0		
Sep 18	at Oakland*	S	3	86	28.7	49	0							0	0		
Sep 26	at Denver	S	2	21	10.5	21t	1							0	6		
Oct 2	vs. Philadelphia	P	0	0	0.0	—	0							0	0		
Oct 16	vs. Washington*	S	2	25	12.5	16	0							0	0		
Oct 21	at Miami*									INACTIVE (LEFT KNEE)							
Oct 30	at San Diego									INACTIVE (LEFT KNEE)							
Nov 6	vs. Oakland*									INACTIVE (LEFT KNEE)							
Nov 13	at Buffalo									INACTIVE (LEFT KNEE)							
Nov 20	at Houston*	S	2	23	11.5	17	1							0	6		
Nov 27	vs. New England*	S	5	76	15.2	20	0							0	0		
Dec 4	vs. Denver*	P	4	39	9.8	14	0							0	0		
Dec 11	at Dallas	S	5	79	15.8	24	0							0	0		
Dec 17	at N.Y. Giants	S	6	87	14.5	24	0							0	0		
Dec 24	vs. San Diego*	S	4	58	14.5	42t	1							0	6		
Jan 1	vs. Cincinnati*	S	1	16	16.0	16	0							0	0		
<b>Regular Season Totals</b>			<b>12/9</b>	<b>36</b>	<b>533</b>	<b>14.8</b>	<b>49</b>	<b>3</b>						<b>0</b>	<b>18</b>		

2006 KANSAS CITY (9-7)			RECEIVING					SCORING		
Date	Opponent	P/S	No.	Yds.	Avg.	LG	TD	2pt.	Pts.	
Sep 10	vs. Cincinnati	S	2	24	12.0	12	0	0	0	
Sep 17	at Denver	S	5	37	7.4	10	0	0	0	
Oct 1	vs. San Francisco*	S	2	9	4.5	6	0	0	0	
Oct 8	at Arizona*	S	5	37	7.4	15t	1	0	6	
Oct 15	at Pittsburgh	S	5	72	14.4	21	0	0	0	
Oct 22	vs. San Diego*	S	1	15	15.0	15	0	0	0	
Oct 29	vs. Seattle*	S	1	12	12.0	12	0	0	0	
Nov 5	at St. Louis*	P	1	43	43.0	43	0	0	0	
Nov 12	at Miami	S	1	13	13.0	13	0	0	0	
Nov 19	vs. Oakland*	S	3	44	14.7	18	0	0	0	
Nov 23	vs. Denver*	S	3	71	23.7	31	0	0	0	
Dec 3	at Cleveland	S	1	10	10.0	10	0	0	0	
Dec 10	vs. Baltimore	S	5	71	14.2	23	0	0	0	
Dec 17	at San Diego	S	1	26	26.0	26	0	0	0	
Dec 23	at Oakland*	S	3	48	16.0	24	0	0	0	
Dec 31	vs. Jacksonville*	S	2	29	14.5	15	0	0	0	

<b>Regular Season Totals</b>		<b>16/15</b>	<b>41</b>	<b>561</b>	<b>13.7</b>	<b>43</b>	<b>1</b>	<b>0</b>	<b>6</b>	
Jan 6	at Indianapolis†	S	0	0	0.0	—	0	0	0	

<b>Postseason Totals</b>		<b>1/1</b>	<b>0</b>	<b>0</b>	<b>0.0</b>	<b>—</b>	<b>0</b>	<b>0</b>	<b>0</b>	
†AFC Wild Card Playoff Game										

2007 KANSAS CITY (4-12)			RECEIVING					SCORING		
Date	Opponent	P/S	No.	Yds.	Avg.	LG	TD	2pt.	Pts.	
Sep 9	at Houston	S	4	48	12.0	20	0	0	0	
Sep 16	at Chicago	S	3	20	6.7	10	0	0	0	
Sep 23	vs. Minnesota*	S	1	22	22.0	22	0	0	0	
Sep 30	at San Diego*	S	0	0	0.0	—	0	0	0	
Oct 7	vs. Jacksonville	P	2	28	14.0	15	1	0	6	
Oct 14	vs. Cincinnati*	S	1	8	8.0	8	0	0	0	
Oct 21	at Oakland*	S	1	5	5.0	5	0	0	0	
Nov 4	vs. Green Bay	S	2	22	11.0	12	0	0	0	
Nov 11	vs. Denver	P	1	12	12.0	12	0	0	0	
Nov 18	at Indianapolis	P	0	5	0.0	5	0	0	0	
Nov 25	vs. Oakland	P	1	9	9.0	9	0	0	0	
Dec 2	vs. San Diego	P	1	7	7.0	7	0	0	0	
Dec 9	at Denver			INACTIVE						
Dec 16	vs. Tennessee	P	3	33	11.0	14	1	0	6	
Dec 23	at Detroit	P	2	56	28.0	24	0	0	0	
Dec 30	at N.Y. Jets	P	2	23	11.5	16	0	0	0	

<b>Regular Season Totals</b>		<b>15/7</b>	<b>24</b>	<b>298</b>	<b>12.4</b>	<b>24</b>	<b>2</b>	<b>0</b>	<b>12</b>	
------------------------------	--	-------------	-----------	------------	-------------	-----------	----------	----------	-----------	--



## SAM PAULESCU

6-0 • 195 • 2ND YR. • OREGON STATE

**BORN:** April 18, 1984, in Fullerton, Calif.

**HIGH SCHOOL:** Whittier Christian High School, La Habra, Calif.

**ACQUIRED:** Free Agent, 2007

**NFL YEAR:** 2nd • **YEAR WITH BRONCOS:** 2nd

**NFL GAMES PLAYED/STARTED:** 1/0

2

PUNTER

#### PAULESCU AT A GLANCE:

- A second-year punter who made his NFL debut with the Broncos in their 2007 season finale, punting five times for 221 yards (44.2 gross / 40.0 net) vs. Minnesota (12/30/07) after joining the club just two days earlier.
- Spent the 2007 training camp with Dallas, seeing time in one preseason game against Denver to begin his NFL career.
- Did not play in the NFL as a rookie in 2006 but made his debut as a professional in the Canadian Football League, appearing in two games for the Winnipeg Blue Bombers.
- Became the first punter in Oregon State University history to earn first-team All-Pacific-10 Conference honors, doing so as a senior after receiving honorable mention accolades as a junior.
- Began his collegiate career at Fullerton College (Fullerton, Calif.) before transferring to OSU.
- Joined the Broncos as a free agent on Dec. 28, 2007.
- Entered the NFL with Dallas as a college free agent on May 14, 2007.

**CAREER TRANSACTIONS:** Signed by Dallas as a college free agent 5/14/07; Waived by Dallas 8/4/07; Signed by Dallas 8/14/07; Waived by Dallas 8/23/07; Signed by Denver 12/28/07.



**2007:** Paulescu made his NFL debut in the Broncos' season finale vs. Min. (12/30), punting five times for 221 yards (44.2 gross / 40.0 net) with a 51-yard long and one punt placed inside the 20-yard line... Signed with Denver on Dec. 28 after he was waived on Aug. 23 by Dallas, where he spent his first NFL training camp... Entered the NFL with the Cowboys as a college free agent on May 14.

**2006:** Paulescu did not play in the NFL during his first year out of college but saw time in two games for the Winnipeg Blue Bombers of the Canadian Football League... Punted three times for 122 yards (40.7 avg.) with a 50-yard long vs. Edmonton (7/1) and nine times for 342 yards (38.0 avg.) with a 60-yard long at Toronto (7/8).

**COLLEGE:** Paulescu concluded his two-year career at Oregon State University by earning first-team All-Pacific-10 Conference honors as a senior in 2005, becoming the first punter in school history to accomplish that feat... Transferred to Oregon State following two seasons at Fullerton College in Fullerton, Calif.... Punted 128 times for 5,464 yards (42.7 avg.) with 48 punts placed inside the 20-yard line in two years at OSU... Totaled 21 punts that went more than 50 yards during his two-year career... Averaged 42.9 yards per punt as a senior, ranking 16th in the nation... Earned first-team junior college All-America honors as a punter and kicker at Fullerton College... Made 12-of-17 field goal attempts, including a 57-yarder, and all 37 extra point attempts in 10 games as a kicker while averaging 45.6 yards per punt on 46 punts with an 84-yard long as a sophomore.

**PERSONAL:** Paulescu earned four letters in football and soccer and two in track and field at Whittier Christian High School in La Habra, Calif.... Kicked a 43-yard field goal as a junior for his prep career best... Also played wide receiver, running back and defensive back... Selected as the team's defensive MVP as a senior and a first-team All-Olympic League in 2001 as a kicker... Played in the 605 All-Star Game in the summer of 2002... Posted three touchdowns and two interceptions in football and had 17 goals scored in soccer as a junior... Parents are from Romania, and he is fluent in Romanian... Majored in health promotion and education at Oregon State... Sam Paulescu (paw-LESS-cue) was born on April 18, 1984, in Fullerton, Calif.

#### PAULESCU'S REGULAR SEASON RECORD

Year	Club	G	S	No.	Yds.	Avg.	Net.	TB	In 20	LG	Bik.
2006											
2007	Denver	1	0	5	221	44.2	40.0	0	1	51	0
<b>CAREER TOTALS</b>		<b>1</b>	<b>0</b>	<b>5</b>	<b>221</b>	<b>44.2</b>	<b>40.0</b>	<b>0</b>	<b>1</b>	<b>51</b>	<b>0</b>

#### PAULESCU'S SINGLE-GAME HIGHS

(postseason in parentheses)

**Punts** — 5 vs. Minnesota, 12/30/07 (none). **Gross punt average** — 44.2 vs. Minnesota, 12/30/07 (none). **Net punt average** — 40.0 vs. Minnesota, 12/30/07 (none). **Longest Punt** — 51 vs. Minnesota, 12/30/07 (none). **Punts inside the 20** — 1 vs. Minnesota, 12/30/07 (none). **Kickoffs** — None (none). **Touchbacks on kickoffs** — None (none).



## KARL PAYMAH

6-0 • 195 • 4TH YR. • WASHINGTON ST.

**BORN:** Nov. 29, 1982, in Boston

**HIGH SCHOOL:** Culver City High School, Culver City, Calif.

**ACQUIRED:** Draft #3a (76th overall), 2005

**NFL YEAR:** 4th • **YEAR WITH BRONCOS:** 4th

**NFL GAMES PLAYED/STARTED:** 44/3 • **POSTSEASON:** 2/0

41

CORNERBACK

#### PAYMAH AT A GLANCE:

- A fourth-year cornerback who has posted a team-high 31 special-teams tackles in a Denver uniform since his rookie season in 2005.
- Placed third on the Broncos in 2007 with two interceptions, the first of his career, while totaling a career-high six pass breakups and a personal-best 15 tackles in 15 games (3 starts).
- Saw his first regular action on defense as a professional in 2006, totaling 14 tackles and two pass breakups for the Broncos.
- Led Denver with seven tackles on punt coverage in 2006 and ranked second on the club with 12 overall stops on special teams for the season.
- Ranked second on the Broncos with 11 special-teams tackles as a rookie in 2005, registering at least a share of the special-teams tackles lead in five games.
- Earned honorable mention All-Pacific-10 Conference recognition during his senior season at Washington State University, where he started the final 24 games of his collegiate career.
- Selected by the Broncos in the third round (76th overall) of the 2005 NFL Draft.

**CAREER TRANSACTIONS:** Signed by Denver as a draft choice 7/27/05.



**2007:** Paymah started the first three games of his career and appeared in 15 games for the Broncos, totaling a personal-best 15 tackles (14 solo) along with the first two interceptions (0 yds.) of his pro career... Added a career-high six pass breakups and ranked fourth on the team with eight special-teams tackles (5 kickoff, 3 punt)... Missed the opener at Buf. (9/9) due to a concussion suffered in the preseason before making his season debut vs. Oak. (9/16)... Led Denver with two special-teams stops and had one defensive tackle on *Monday Night Football* vs. G.B. (10/29)... Recorded the first interception of his career while logging his first pro start at K.C. (11/11)... Caught a tipped pass (Hamza Abdullah) from Damon Huard at Denver's 2-yard line late in the first quarter against the Chiefs... Made three tackles on *Monday Night Football* vs. Ten. (11/19)... Intercepted a pass and had two pass breakups at Chi. (11/25)... Started as a third cornerback at Hou. (12/13) and vs. Min. (12/30)... Posted one tackle and one pass breakup on defense along with one special-teams stop against the Vikings.

**2006:** In his second NFL season, Paymah ranked second on the Broncos with a career-high 12 special-teams tackles while adding one fumble recovery on coverage units... Led Denver with seven tackles on punt coverage... Led Denver or shared its lead in special-teams tackles four times... Saw seven games of action on defense, contributing 14 solo tackles and a pair of pass breakups... Played on defense when Darrent Williams left the game with a neck injury at N.E. (9/24)... Saw extended playing time on defense and registered three solo tackles at Pit. (11/5) while recovering a fumble on a Denver punt return... Notched a career-high four special-teams stops on *Sunday Night Football* vs. Sea. (12/3)... Totaled a career-high six tackles on defense in the Broncos' win at Ari. (12/17)... Added a pair of solo tackles and one pass defended vs. Cin. (12/24) after Williams left with back spasms.

**2005:** Selected by the Broncos in the third round (76th overall) of the 2005 NFL Draft, Paymah played 13 regular-season games as a special-teams regular and reserve defensive back during his rookie year... Placed second on the Broncos with 11 special-teams tackles and had at least a share of the team special-teams tackle lead in five games, holding the top spot alone once... Added three tackles (2 solo) on defense... Saw time in both play-off games, making one tackle on special teams vs. N.E. (1/14) in an AFC Divisional Playoff Game and appearing in the AFC Championship Game vs. Pit. (1/22)... Made his pro debut at Jac. (10/2) after he was inactive for the season's first three games... Recorded two special-teams stops, the first of his career, vs. N.E. (10/16) to share the team lead... Led Denver with three special-teams stops at NYG (10/23)... Posted one tackle on special teams and saw time on defense in each of the final two regular-season games.

**COLLEGE:** Paymah played 48 career games (27 starts) at Washington State University, totaling 129 tackles (96 solo), three interceptions (5 yds.), 21 pass breakups and one fumble recovery... Started his final two seasons, earning honorable mention All-Pacific-10 Conference recognition as a senior with 35 tackles and two interceptions... Selected to play in the East-West Shrine Game at the conclusion of the year... Intercepted the third pass of his career (second of the season) against Washington in the Cougars' Apple Cup win... Started all 13 games as a junior, recording a career-best 55 tackles (39 solo), one interception (0 yds.), one fumble recovery and 10 pass breakups... Contributed to a talented secondary as a sophomore, playing 12 games (3 starts) and recording 25 tackles (18 solo) with three pass breakups on a team that earned a share of the Pac-10 title and played in the Rose Bowl against Oklahoma.

**PERSONAL:** Paymah was named a first-team all-state selection in football by the *Los Angeles Times* as a senior at Culver City High School in Culver City, Calif.... Was a standout defensive back and wide receiver who earned two varsity letters in football... Tabbed a first-team All-Bay League selection on defense and an All-Westside first-team choice and his team MVP on offense after his final prep season... Posted eight touchdowns as a senior... Earned All-Ocean League first-team accolades as a junior defensive back... Regarded as one of the top track athletes in the region, receiving three letters in the sport and winning the league's 200-meter title as a junior... Voted team MVP in track as a junior and was a member of Culver City's 400-meter championship relay team... Received a bachelor's degree in business/advertising from Washington State... Has one brother, Emmanuel, and one sister, Alexis... Son of Ewan Paymah and Louisa Coleman... Resides in Los Angeles... Karl Paymah was born on Nov. 29, 1982, in Boston.

#### PAYMAH'S REGULAR SEASON RECORD

Year	Club	G	S	UT	A	TT	S-Yds.	I-Yds.	PD	FF	FR	TD-Int.	TD-FR	S	Pts.
2005	Denver	13	0	2	1	3	0-0	0-0	0	0	0	0	0	0	0
2006	Denver	16	0	14	0	14	0-0	0-0	2	0	0	0	0	0	0
2007	Denver	15	3	14	1	15	0-0	2-0	6	0	0	0	0	0	0
<b>CAREER TOTALS</b>		<b>44</b>	<b>3</b>	<b>30</b>	<b>2</b>	<b>32</b>	<b>0-0</b>	<b>2-0</b>	<b>8</b>	<b>0</b>	<b>0</b>	<b>0</b>	<b>0</b>	<b>0</b>	<b>0</b>

**ADDITIONAL STATISTICS:** Special teams tackles — 2005 (11), 2006 (12), 2007 (8), TOTAL (31). Recovered a fumbled Broncos punt return at Pittsburgh (11/5/06).

#### PAYMAH'S POSTSEASON RECORD

Year	Club	G	S	UT	A	TT	S-Yds.	I-Yds.	PD	FF	FR	TD-Int.	TD-FR	S	Pts.
2005	Denver	2	0	0	0	0	0-0	0-0	0	0	0	0	0	0	0
<b>CAREER TOTALS</b>		<b>2</b>	<b>0</b>	<b>0</b>	<b>0</b>	<b>0</b>	<b>0-0</b>	<b>0-0</b>	<b>0</b>	<b>0</b>	<b>0</b>	<b>0</b>	<b>0</b>	<b>0</b>	<b>0</b>

**ADDITIONAL STATISTICS:** Special teams tackles — 2005 (1), TOTAL (1).

#### PAYMAH'S SINGLE GAME HIGHS

(Postseason in parentheses)

**Interceptions** — 1, twice, last at Chicago, 11/25/07 (none). **Interception return yards** — 0, twice, last at Chicago, 11/25/07 (none). **Sacks** — None (none). **Sack yards** — None (none).



## ERIK PEARS

6-8 • 305 • 3RD YR. • COLORADO STATE

**BORN:** June 25, 1982, in Price, Utah

**HIGH SCHOOL:** Kennedy High School, Denver

**ACQUIRED:** College Free Agent, 2005

**NFL YEAR:** 3rd • **YEAR WITH BRONCOS:** 3rd

**NFL GAMES PLAYED/STARTED:** 32/26

# 64

### TACKLE

#### PEARS AT A GLANCE:

- A third-year player who owns 26 career games of starting experience, opening 16 contests at right tackle and 10 games at left tackle in his two seasons with the Broncos.
- Started all 16 games at right tackle for the Broncos in 2007, helping Denver rank fifth in the NFL in yards per rush (4.6).
- Registered the first starts of his NFL career with Denver in 2006, starting its final 10 games at left tackle in place of the injured Matt Lepsis.
- Spent his rookie year in 2005 on Denver's practice squad before earning All-NFL Europe accolades with the Cologne Centurions in the offseason leading up to the 2006 campaign.
- Stands 6-foot-8 and is tied with former Broncos offensive lineman Jamie Brown (1995-97) as the tallest player to ever appear on Denver's active roster.
- Played at Kennedy High School in Denver before competing at Colorado State University, where he was a two-time first-team All-Mountain West Conference pick.
- Entered the NFL with the Broncos as a college free agent on May 12, 2005.

**CAREER TRANSACTIONS:** Signed by Denver as a college free agent 5/12/05; Waived by Denver 9/3/05; Signed by Denver (practice squad) 9/4/05; Signed by Denver to a future contract 1/23/06.



**2007:** Pears, in his second NFL season, started all 16 games at right tackle and helped the Broncos rank fifth in the NFL in yards per rush (4.6) and ninth in rushing yards per game (122.3)... Blocked for five individual 100-yard rushing performances... Started the opener at Buf. (9/9) as Denver totaled season highs in yards (470) and yards per play (6.5)... Part of an offensive effort at Ind. (9/30) that resulted in a season-best 223 rushing yards on 32 carries (6.2 avg.)... Paved the way for 215 rushing yards on 34 carries (6.3 avg.) vs. K.C. (12/9) and 128 rushing yards on 27 carries (4.7 avg.) vs. Min. (12/30), which had the league's top-ranked rushing defense.

**2006:** In his first season on the Broncos' active roster, Pears played 16 games with 10 starts at left tackle after Matt Lepsis was placed on injured reserve on Oct. 23 with a torn right anterior cruciate ligament... Made his professional debut on special teams at Stl. (9/10) and played on special teams for the first five games before seeing his first career action on the offensive line in place of Lepsis during Denver's sixth game at Cle. (10/22)... Made his first career start at left tackle vs. Ind. (10/29) and helped the club post 227 rushing yards and allow only one sack... Blocked for Tatum Bell's career-high 133 rushing yards on *Sunday Night Football* vs. Sea. (12/3).

**2005:** Pears, who entered the NFL with Denver as a college free agent on May 12, spent his rookie season on the Broncos' practice squad... Allocated to NFL Europe following the year and earned All-NFL Europe honors with the Cologne Centurions... Started all 10 games (first 3 at tackle and final 7 at guard) for Cologne.

**COLLEGE:** Pears was a three-year starter and two-time first-team All-Mountain West Conference selection at Colorado State University, playing 48 career games (40 starts) for the Rams... Started every game in each of his final two seasons in Fort Collins... Selected to play in the East-West Shrine Game and the Gridiron Classic after earning first-team all-conference honors in 2004... Named a first-team All-MWC selection as a junior after beginning the year as a preseason Outland Trophy candidate... Started 13-of-14 games as a sophomore, earning honorable mention All-MWC accolades... Started three games as a redshirt freshman in 2001.

**PERSONAL:** At Kennedy High School in Denver, Pears was a two-time all-state selection in football and won three consecutive league wrestling titles in his weight class... Competed in track... Married to Ashlee, and the couple has one son... Resides in Englewood, Colo.... Erik Anders Pears was born on June 25, 1982, in Price, Utah.

#### PEARS' REGULAR SEASON RECORD

Year	Club	G	S
2005	Denver	PRACTICE SQUAD	
2006	Denver	16	10
2007	Denver	16	16
<b>CAREER TOTALS</b>		<b>32</b>	<b>26</b>

**ADDITIONAL STATISTICS:** Miscellaneous tackles — 2006 (2), 2007 (1), TOTAL (3). Forced a fumble vs. Oakland (9/16/07).





## KENNY PETERSON

6-3 • 300 • 6TH YR. • OHIO STATE

BORN: Nov. 21, 1978, in Canton, Ohio

HIGH SCHOOL: McKinley High School, Canton, Ohio

ACQUIRED: Free Agent, 2006

NFL YEAR: 6th • YEAR WITH BRONCOS: 3rd

NFL GAMES PLAYED/STARTED: 44/0 • POSTSEASON: 2/0

90

### DEFENSIVE TACKLE

#### PETERSON AT A GLANCE:

- A sixth-year defensive tackle who has played 10 games during his two seasons with the Broncos after spending his first three professional seasons with Green Bay.
- Totaled 13 tackles (10 solo) and his first sack as a Bronco in seven games with the club in 2007, increasing his career sack total to five (4 regular season, 1 postseason).
- Enjoyed the best season of his career with Green Bay in 2005, playing all 16 games and totaling a career-high 30 tackles (17 solo), three sacks and four pass breakups.
- Named a second-team All-Big Ten Conference choice in 2002 as a member of Ohio State University's national championship team.
- Had five tackles, including three for losses, two sacks and one forced fumble in Ohio State's Fiesta Bowl win against Miami during the 2002 season that clinched the national title.
- Joined the Broncos as a free agent on Oct. 11, 2006.
- Selected by Green Bay in the third round (94th overall) of the 2003 NFL Draft.

**CAREER TRANSACTIONS:** Signed by Green Bay as a draft choice 7/19/03; Waived by Green Bay 9/2/06; Signed by Denver 10/11/06; Released by Denver 7/28/07; Signed by Denver 7/29/07; Placed on reserve/suspended list by Commissioner 9/1/07; Placed on exempt/Commissioner's list 10/2/07; Released by Denver 10/8/07; Signed by Denver 11/13/07.



**2007:** Peterson totaled 13 tackles (10 solo), two pass breakups and one sack (8 yds.) in seven games for Denver... Served a league-issued suspension for the first four games, was released on Oct. 8 and re-signed with the club on Nov. 13... Made his season debut on *Monday Night Football* vs. Ten. (11/19) and assisted on a tackle... Led the defensive line with seven solo tackles, including his first sack (8 yds.) as a Bronco, and added a pass defended at Chi. (11/25)... Took down Bears quarterback Rex Grossman in the second quarter... Broke up a pass in a two-tackle game at Hou. (12/13) and posted three tackles in the season finale vs. Min. (12/30).

**2006:** Peterson joined the Broncos as a free agent on Oct. 11 and played three games, recording two tackles (1 solo) for the year... Signed with the club after it placed defensive end Courtney Brown on injured reserve with a left knee injury... Competed in Green Bay's training camp... Inactive for two games before making his Broncos debut vs. Ind. (10/29)... Had two tackles at Oak. (11/12) and was inactive for the final six games of the year.

**2005:** Peterson posted the first three sacks of his career in the regular season, playing all 16 games for Green Bay... Totaled a career-high 30 tackles (17 solo), three sacks (14 yds.), four passes defended, two forced fumbles and one fumble recovery... Notched the first sack of his career (regular season) and added one fumble recovery vs. N.O. (10/9)... Had one sack among three tackles at Min. (10/23)... Returned a botched kickoff five yards on *Sunday Night Football* vs. Det. (12/11)... Had three tackles (2 solo) and one sack vs. Sea. (1/1).

**2004:** Peterson played nine games for Green Bay, totaling 12 tackles (10 solo) in the regular season... Played in an NFC Wild Card Game vs. Min. (1/9) and recorded the first sack of his career with a 2-yard takedown of Daunte Culpepper in a four-tackle effort... Suffered a right knee bone bruise in the final preseason game, and the injury forced him to be inactive for the first two games of the season... Posted his first two tackles of the year vs. NYG (10/3)... Saw action in the regular-season finale at Chi. (1/2) and made three tackles (2 solo).

**2003:** Selected by Green Bay in the third round (94th overall) of the 2003 NFL Draft, Peterson recorded 12 tackles (7 solo) and one pass defended in nine games as a rookie... Played in an NFC Wild Card Game vs. Sea. (1/4)... Made his NFL debut at Ari. (9/21) and had four tackles in 14 snaps of action vs. Sea. (10/5).

**COLLEGE:** A three-year letterman at Ohio State University, Peterson switched from defensive end to defensive tackle as a senior... Played 45 career games (15 starts), totaling 84 tackles (51 solo), 12 sacks, 23 tackles-for-losses, one interception, seven passes defended and three forced fumbles... Earned second-team All-Big Ten Conference accolades as a senior during OSU's undefeated national championship campaign, finishing the year with a career-high 43 tackles (26 solo), six sacks, 10 tackles-for-losses, six passes defended and two forced fumbles in 14 games (13 starts)... Totaled five tackles (3 for losses), two sacks and one forced fumble in its Fiesta Bowl win against Miami during the 2002 season that clinched the national title... Played 12 games (2 starts) as a junior, totaling 24 tackles (14 solo) and three sacks... Played as a reserve as a sophomore and redshirt freshman.

**PERSONAL:** Peterson was a consensus All-American as a senior at McKinley High School in Canton, Ohio... The school's field was adjacent to the Pro Football Hall of Fame, where the NFL's annual Hall of Fame Game is played... Posted 101 tackles and 15 sacks as a senior to help McKinley capture the Ohio Division I title in 1997 (14-0) as well as the *USA Today* mythical high school national championship... Collected three letters in basketball and was an all-city selection as a senior in addition to earning three letters in football... Does not smoke or drink and speaks to youth groups about not using drugs or alcohol as a frequent participant in D.A.R.E. programs... Developed an affinity for restoring and rebuilding computers, which he gives away to family and friends... Resides in Columbus, Ohio, and has a 7-year-old daughter, Alyssa... Kenny Peterson was born in Canton, Ohio.

#### PETERSON'S REGULAR SEASON RECORD

Year	Club	G	S	UT	A	TT	S-Yds.	I-Yds.	PD	FF	FR	TD-Int.	TD-FR	S	Pts.
2003	Green Bay	9	0	7	5	12	0-0	0-0	1	0	0	0	0	0	0
2004	Green Bay	9	0	10	2	12	0-0	0-0	0	0	0	0	0	0	0
2005	Green Bay	16	0	17	13	30	3-14	0-0	4	2	1	0	0	0	0
2006	Denver	3	0	1	1	2	0-0	0-0	0	0	0	0	0	0	0
2007	Denver	7	0	10	3	13	1-8	0-0	2	0	0	0	0	0	0
<b>CAREER TOTALS</b>		<b>44</b>	<b>0</b>	<b>45</b>	<b>24</b>	<b>69</b>	<b>4-22</b>	<b>0-0</b>	<b>7</b>	<b>2</b>	<b>1</b>	<b>0</b>	<b>0</b>	<b>0</b>	<b>0</b>
<b>BRONCOS TOTALS</b>		<b>10</b>	<b>0</b>	<b>11</b>	<b>4</b>	<b>15</b>	<b>1-8</b>	<b>0-0</b>	<b>2</b>	<b>0</b>	<b>0</b>	<b>0</b>	<b>0</b>	<b>0</b>	<b>0</b>

**ADDITIONAL STATISTICS:** Kick returns — 1 for 6 yds. vs. St. Louis (11/29/04) and 1 for 5 yds. vs. Detroit (12/11/05).

#### PETERSON'S POSTSEASON RECORD

Year	Club	G	S	UT	A	TT	S-Yds.	I-Yds.	PD	FF	FR	TD-Int.	TD-FR	S	Pts.
2003	Green Bay	1	0	0	0	0	0-0	0-0	0	0	0	0	0	0	0
2004	Green Bay	1	0	3	1	4	1-2	0-0	0	0	0	0	0	0	0
<b>CAREER TOTALS</b>		<b>2</b>	<b>0</b>	<b>3</b>	<b>1</b>	<b>4</b>	<b>1-2</b>	<b>0-0</b>	<b>0</b>	<b>0</b>	<b>0</b>	<b>0</b>	<b>0</b>	<b>0</b>	<b>0</b>

#### PETERSON'S SINGLE-GAME HIGHS

(Postseason in parentheses)

**Sacks** — 1, four times, last at Chicago, 11/25/07 (1 vs. Minnesota, 1/9/05). **Sack yards** — 8 at Chicago, 11/25/07 (2 vs. Minnesota, 1/9/05). **Interceptions** — None (none). **Interception return yards** — None (none).



## BRETT PIERCE

6-5 • 260 • 3RD YR. • STANFORD

BORN: Jan. 7, 1981, in Vancouver, Wash.

HIGH SCHOOL: Columbia River High School, Vancouver, Wash.

ACQUIRED: Free Agent, 2008

NFL YEAR: 3rd • YEAR WITH BRONCOS: 1st

NFL GAMES PLAYED/STARTED: 18/2

84

### TIGHT END

#### PIERCE AT A GLANCE:

- A third-year tight end who enters his first season with the Broncos in 2008.
- Saw his most recent NFL action in Chicago's training camp during the 2007 season.
- Owns two career receptions for 15 yards in 18 games (2 starts) with all of his NFL regular-season playing experience occurring with Dallas from 2004-05.
- Totaled eight tackles on special teams in 10 games (1 start) for the Cowboys in 2005.
- Played eight games for Dallas in 2004 after beginning the year on Baltimore's practice squad.
- Started 11 games during his senior season at Stanford University.
- Joined the Broncos as a future-contract signee on Dec. 31, 2007.
- Entered the NFL with Baltimore as a college free agent on April 30, 2004.

**CAREER TRANSACTIONS:** Signed by Baltimore as a college free agent 4/30/04; Waived by Baltimore 9/5/04; Signed by Baltimore (practice squad) 9/7/04; Signed by Dallas (active roster) 10/2/04; Placed on injured reserve (left knee) by Dallas 11/21/05; Waived/injured (left knee) by Dallas 7/31/06; Signed by Chicago 8/1/07; Waived by Chicago 9/1/07; Signed by Denver to a future contract 12/31/07.



**2007:** Pierce spent the season out of the NFL after being waived by Chicago on Sept. 1.

**2006:** Pierce spent the season out of the NFL after being designated waived/injured (left knee) by Dallas on July 31.

**2005:** Pierce played 10 games (1 start) for Dallas, totaling the first two receptions of his career for 15 yards (7.5 avg.) with a 10-yard long... Added eight special-teams tackles along with one fumble recovery and one forced fumble on coverage units before a torn left anterior cruciate ligament forced him to be placed on injured reserve on Nov. 21... Made his first NFL catch vs. Was. (9/19) with a 10-yard reception from Drew Bledsoe and led Dallas with three special-teams tackles that day... Made his second catch of the year with a 5-yard grab at Ari. (10/30)... Tore his left anterior cruciate ligament on kickoff coverage vs. Det. (11/20).

**2004:** Pierce entered the NFL with Baltimore as a college free agent on April 30 and began the year on the Ravens' practice squad before he was signed to Dallas' active roster on Oct. 2.... Played eight games (1 start) for the Cowboys and had two tackles on special teams... Made his pro debut vs. NYG (10/10) and had his first special-teams tackle vs. Pit. (10/7)... Returned a kickoff 13 yards at Cin. (11/7)... Made his first start at Phi. (11/15) when the club opened with two tight ends.

**COLLEGE:** Pierce started 11 games as a senior at Stanford University, hauling in 11 passes for 84 yards... Missed all but the first quarter of the first game during his junior year with a torn anterior cruciate ligament in his left knee... Totaled the most receptions (19-258, 3 TDs) by a Cardinal tight end since 1996 as a sophomore... Added 14 special-teams tackles to earn the Phil Moffat Award as the team's top defensive special teams player that year... Caught seven passes for 41 yards in 11 games (3 starts) as a redshirt freshman.

**PERSONAL:** Pierce was a *SuperPrep* and *PrepStar* All-America tight end at Columbia River High School in Vancouver, Wash.... Twice received all-state honors... Also played defensive end, earning Clark County Defensive Player of the Year honors twice... Named Clark County Player of the Year and County Athlete of the Year... Earned three letters each in football, basketball and baseball... Received all-league honors in baseball as a sophomore and junior while earning that honor in basketball as a junior... Took part in the NFL's initiative to assist players in preparing for their post-playing careers by attending the NFL Business Management and Entrepreneurial Program at the Harvard Business School during the 2006 offseason... Received a bachelor's degree in industrial engineering and a master's degree in civil engineering from Stanford... Brett Clayton Pierce was born on Jan. 7, 1981, in Vancouver, Wash.

### PIERCE'S REGULAR SEASON RECORD

		RECEIVING						SCORING						
Year	Club	G	S	No.	Yds.	Avg.	LG	TD	TD	TDr	TDp	TDrt	2pt.	Pts.
2004	Dallas	8	1	0	0	0.0	—	0		0	0	0	0	0
2005	Dallas	10	1	2	15	7.5	10	0		0	0	0	0	0
2006					OUT OF FOOTBALL									
2007					OUT OF FOOTBALL									
CAREER TOTALS		18	2	2	15	7.5	10	0		0	0	0	0	0

**ADDITIONAL STATISTICS:** Special teams tackles — 2004 (2), 2005 (8), TOTAL (10). Special teams fumbles — 2005 (1 FF, 1 FR), TOTAL (1 FF, 1 FR). Kick returns — 2004 (1 for 13 yds), TOTAL (1 for 13 yds.).

### PIERCE'S SINGLE GAME HIGHS

(Postseason in parentheses)

**Receptions** — 1, twice, last vs. Arizona, 10/30/05 (none). **Receiving yards** — 10 vs. Washington, 9/19/05 (none). **Longest reception** — 10 vs. Washington, 9/19/05 (none). **Receiving touchdowns** — None (none).



## MICHAEL PITTMAN

6-0 • 225 • 11TH YR. • FRESNO STATE

**BORN:** Aug. 14, 1975, in New Orleans

**HIGH SCHOOL:** Mira Mesa High School, San Diego

**ACQUIRED:** Unrestricted Free Agent (Tampa Bay), 2008

**NFL YEAR:** 11th • **YEAR WITH BRONCOS:** 1st

**NFL GAMES PLAYED/STARTED:** 145/79 • **POSTSEASON:** 7/3



### RUNNING BACK

### PITTMAN AT A GLANCE:

- An 11th-year player who enters his first season with the Broncos in 2008 ranked ninth among active NFL running backs with 8,707 career yards from scrimmage (5,307 rush / 3,400 rec.).
- Regarded as one of the top pass-catching threats out of the backfield in the NFL with his 3,400 career yards on 415 receptions (8.2 avg.) ranking second among current running backs.
- Owns 10 career 100-yard rushing performances, including 124 yards in the Buccaneers' Super Bowl XXXVII victory against Oakland during the 2002 season.
- Spent the last six seasons (2002-07) with Tampa Bay, leading the Buccaneers in rushing for three consecutive years (2002-04) and totaling a career-high 926 rushing yards in 2004.
- Played for Arizona during his first four professional seasons (1998-2001) and began a five-year streak of recording at least 1,000 yards from scrimmage with the Cardinals in 2000.
- Totaled at least 70 receptions in a season twice in his career with a team-high 73 grabs as a Cardinal in 2000 and 75 catches as a Buccaneer in 2003 that marked the second-highest total in the league among running backs for the year.
- Finished his career at Fresno State University ranked second in school history in rushing yards (3,017) and was a two-time first-team All-Western Athletic Conference choice.

- Joined the Broncos as an unrestricted free agent on May 28, 2008.
- Selected by Arizona in the fourth round (95th overall) of the 1998 NFL Draft.

**CAREER TRANSACTIONS:** Signed by Arizona as a draft choice 6/2/98; Placed on reserve/suspended list by Commissioner 9/10/01; Suspension lifted by Commissioner 9/24/01; Signed by Tampa Bay as unrestricted free agent 3/27/02; Placed on reserve/suspended list by Commissioner 9/5/04; Suspension lifted by Commissioner 9/27/04; Signed by Denver as an unrestricted free agent 5/28/08.



**2007:** Pittman saw action in 10 games (3 starts) with Tampa Bay, totaling 68 rushes for 286 yards (4.2 avg.) along with 26 receptions for 191 yards (7.3 avg.)... Hauled in a team-high five catches for 62 yards (12.4 avg.) in an NFC Wild Card Playoff Game vs. NYG (1/6)... Missed Games 6-9, 11 and 13 due to an ankle injury, marking his first missed games due to an injury in eight seasons... Started at fullback in the season opener at Sea. (9/9)... Ran for a season-high 90 yards on 15 carries (6.0 avg.) at Car. (9/30)... Caught seven passes for 54 yards at S.F. (12/23) to move into sixth place in Buccaneers history in career receptions with 283 (finished his Tampa Bay career sixth in team annals and third among running backs with 284 catches).

**2006:** Pittman played 16 games (3 starts) for the Buccaneers, posting 50 rushes for 245 yards (4.9 avg.) with one score and 47 receptions for 405 yards (8.6 avg.)... Led Tampa Bay with 39 kickoff returns for 867 yards (22.2 avg.)... Returned three kickoffs for 89 yards (29.9 avg.) vs. Phi. (10/22), including a 37-yarder that set up the game-winning field goal... Caught at least four passes in five games, including a season-high seven (73 yds.) vs. Atl. (12/10)... Started at Cle. (12/24) and had a season-high 86 yards on 16 carries (5.4 avg.) with one touchdown.

**2005:** Pittman played all 16 games (4 starts) for the NFC South-champion Buccaneers, finishing the year with 70 rushes for 436 yards (6.2 avg.) with one touchdown along with 36 catches for 300 yards (8.3 avg.) with one score... Also returned three kickoffs for 85 yards (28.3 avg.)... Added three receptions for 30 yards in an NFC Wild Card Playoff Game vs. Was. (1/7)... Scored on a 41-yard reception vs. Det. (10/2)... Notched his lone 100-yard rushing effort of the year vs. Mia. (10/16) with 126 yards on 15 carries (8.5 avg.), including a 57-yard touchdown.

**2004:** Pittman started all 13 games played for Tampa Bay, establishing career highs in rushing yards (926), rushing touchdowns (7) and total touchdowns (10)... Finished the year with more than 1,300 yards from scrimmage (1,317) for the second consecutive season while posting at least 1,000 yards from scrimmage for the fifth year in a row... Rushed 219 times for a team-high 926 yards (4.2 avg.) with seven scores while catching 41 passes for 391 yards (9.5 avg.) with three touchdowns... Ranked 10th in the NFC with 926 rushing yards that marked the most by a Buccaneer in four seasons (Warrick Dunn, 1,133 yds. in 2000) and led Tampa Bay in rushing for the fourth year in a row... Recorded four 100-yard rushing games, including three in a four-game span midway through the season... Tied a franchise-record with three rushing touchdowns, including a team-record and career-best 78-yarder, vs. K.C. (11/7)... Finished the game against the Chiefs with 128 yards to give him the first back-to-back 100-yard rushing games of his career (had 109 yds. vs. Chi. 10/24)... Posted the first 100-yard receiving performance of his career with 134 yards on eight grabs (16.8 avg.) with two scores at Car. (11/28)... Notched the second-highest rushing total of his career with 131 yards on 24 carries (5.5 avg.), including a 58-yarder, vs. N.O. (12/19).

**2003:** Pittman registered a career-high 1,348 yards from scrimmage for Tampa Bay, appearing in 16 games (13 starts) and recording 751 rushing yards along with 597 receiving yards... Placed 10th in the NFC in yards from scrimmage with his 1,348 yards marking the eighth-best mark in Buccaneers history... Rushed 187 times for 751 yards (4.0 avg.) while catching a career-high 75 passes for 597 yards (8.0 avg.) with two scores... Ranked second in the NFL (first in NFC) among running backs in receptions... Totaled 164 yards from scrimmage, the highest mark in a game by a Buccaneer in three years, at Atl. (9/21) with 82 rushing yards and 82 receiving yards, including a career-long 68-yard touchdown reception... Posted the second 10-catch game of his career with 10 receptions (60 yds.) at S.F. (10/19)... Notched his second 100-yard rushing effort (113 yds.) of the year on a career-high 30 carries vs. Dal. (10/26)... Added nine catches (85 yds.) vs. Atl. (12/20).

**2002:** Pittman, in his first season with the Buccaneers, started a career-high 15 games and appeared in all 16 contests to help Tampa Bay win Super Bowl XXXVII... Rushed for a team-high 718 yards on 204 carries (3.5 avg.) with one touchdown and caught 59 passes for 477 yards (8.1 avg.) to notch his third consecutive season with at least 1,000 yards from scrimmage (team-high 1,195)... Started all three postseason games, totaling 182 yards on 54 carries (3.4 avg.) and six catches for 63 yards (10.5 avg.)... Returned to his hometown of San Diego for Super Bowl XXXVII vs. Oak. (1/26) and posted 124 rushing yards on 29 carries (4.3 avg.) to help the Buccaneers secure their first-ever World Championship... Totaled 148 yards of offense vs. Cle. (10/13) when he caught five passes, including a 64-yarder, for a season-high 95 yards and added 53 rushing yards... Scored his first rushing touchdown of the year at Det. (12/15)... Ran for a regular-season high 90 yards on 21 carries (4.3 avg.) at Chi. (12/29).

### PITTMAN AMONG NFL'S BEST PASS-CATCHING BACKS

#### MOST RECEIVING YARDS, ACTIVE NFL RUNNING BACKS

Running Back	Team	Years	Rec.	Yds.	Avg.	LG	TDs
1. Warrick Dunn	Atl./T.B.	1997-2007	463	4,009	8.7	86t	15
2. Michael Pittman	T.B./Ari.	1998-2007	415	3,400	8.2	68t	8
3. LaDainian Tomlinson	S.D.	2001-2007	458	3,375	7.4	74t	14
4. Edgerrin James	Ari./Ind.	1999-2007	418	3,260	7.8	60	11
5. Brian Westbrook	Phi.	2002-2007	347	3,207	9.2	62	23

**2001:** Pittman played 15 games (14 starts) for Arizona, rushing for 846 yards on 241 attempts (3.5 avg.) with five touchdowns while adding 42 receptions for 264 yards (6.3 avg.)... Also returned six kickoff for 161 yards (26.8 avg.)... Posted his second consecutive season with at least 1,000 yards from scrimmage (1,110 yds.)... Rushed for 50 yards on 16 carries at Chi. (10/14) despite playing with a concussion suffered on the first play of game... Accounted for 137 yards of offense with a season-high 95 rushing yards on 26 carries with one touchdown and 42 yards on four receptions vs. K.C. (10/21)... Left late in the fourth quarter at Dal. (10/28) with a concussion... Scored a rushing touchdown for the second game in a row at Oak. (12/2)... Amassed 161 yards of offense at Car. (12/30), including 89 yards on 12 carries (7.4 avg.).

**2000:** Pittman played all 16 games (12 starts) for Arizona and became the first player to lead the club in both receptions (73) and rushing yards (719) since Terry Metcalf in 1975... Finished the year with 184 carries for 719 yards (3.9 avg.) with four touchdowns along with 73 catches for 579 yards (7.9 avg.) with two touchdowns... Posted the first 1,000-yard from scrimmage season (1,298 yds.) of his career... Had 144 yards of offense with 72 rushing yards and 72 receiving yards at S.F. (10/1)... Made his first start of the season vs. Cle. (10/8) and recorded the second 100-yard rushing game (16-107) of his career... Accounted for 173 yards from scrimmage with 13 carries for 77 yards and a career-best 10 pass receptions for 96 yards, including a 36-yard touchdown, vs. NYG (11/26)... Forced out of Arizona's game at Bal. (12/17) with a concussion but played in the season finale a week later at Was. (12/24), rushing 16 times for 72 yards (4.5 avg.).

**1999:** Pittman played 12 games (2 starts) for Arizona, rushing for 289 yards on 64 carries (4.5 avg.) with two touchdowns while adding 16 receptions for 196 yards (12.3 avg.)... Returned four punts for 16 yards and two kickoffs for 31 yards... Missed four games (10-11, 14 and 16) with a turf toe injury... Completed a 26-yard pass to Frank Sanders at Mia. (9/19)... Made his first NFL start vs. Det. (11/14) and had 177 yards of offense against the Lions, rushing for 133 yards on 23 carries (5.8 avg.) with a 58-yard touchdown run while catching two passes for 44 yards... 133 rushing yards were the 10th-highest total by a player making his first NFL start since 1990... Forced to leave early vs. Was. (10/17) with a concussion.

**1998:** Selected by Arizona in the fourth round (95th overall) of the 1998 NFL Draft, Pittman played 15 games as a rookie... Finished his first NFL campaign with 29 rushes for 91 yards (3.1 avg.), four kickoff returns for 84 yards (21.0 avg.) and 14 special-teams tackles... Saw time in both postseason games, making four special-teams stops... Played in his first-ever postseason game at Dal. (1/2) in an NFC Wild Card Game that the Cardinals won for their first playoff win since 1947... Made his NFL debut at Dal. (9/6) and assisted on a tackle of returner Deion Sanders on a punt return... Saw his first pro action from scrimmage at Sea. (9/13), rushing twice for seven yards... Had four special-teams tackles, recovered a muffed punt and returned a squib kick 20 yards at Was. (11/22)... Sustained a broken bone in his right hand on the opening kickoff vs. NYG (12/6) that forced him inactive at Phi. (12/13)... Made three special-teams stops vs. N.O. (12/20) despite playing with a cast on his right hand.

**COLLEGE:** Pittman finished his career at Fresno State University ranked second in school history with 3,017 rushing yards... Twice received first-team All-Western Athletic Conference honors and was named a third-team All-American as a senior... Rushed for 1,057 yards on 238 carries (4.4 avg.) with eight touchdowns as a senior... Tied a school record with four consecutive 100-yard rushing performances.

**PERSONAL:** Pittman was a first-team All-Eastern League pick as a senior at Mira Mesa High School in San Diego... Set a Fresno State weightlifting record for a running back with bench press of 435 pounds... Has a collection of more than 100 authentic game jerseys, including Walter Payton's, Ozzie Smith's and Johnny Unitas'... Has his own Web site, Pittman32.com... Brother, Wayne, played football at San Diego State... Has four children: Daughters Jordanne and Mykava Kaelyn and sons Michael Jr. and Mycah... Married to Melissa... Majored in corrections at Fresno State... Michael Pittman was born on Aug. 14, 1975, in New Orleans.

#### PITTMAN'S REGULAR SEASON RECORD

Year	Club	G	S	No.	RUSHING				No.	RECEIVING				TD	TDr	SCORING			
					Yds.	Avg.	LG	TD		Yds.	Avg.	LG	TD			TDp	TDrt	2pt	Pts.
1998	Arizona	15	0	29	91	3.1	11	0	0	0	0.0	—	0	0	0	0	0	0	0
1999	Arizona	12	2	64	289	4.5	58t	2	16	196	12.3	46	0	2	2	0	0	0	12
2000	Arizona	16	12	184	719	3.9	29	4	73	579	7.9	36t	2	6	4	2	0	0	36
2001	Arizona	15	14	241	846	3.5	42	5	42	264	6.3	27	0	5	5	0	0	0	30
2002	Tampa Bay	16	15	204	718	3.5	21	1	59	477	8.1	64	0	1	1	0	0	0	6
2003	Tampa Bay	16	13	187	751	4.0	17	0	75	597	8.0	68t	2	2	0	2	0	0	12
2004	Tampa Bay	13	13	219	926	4.2	78t	7	41	391	9.5	68	3	10	7	3	0	0	60
2005	Tampa Bay	16	4	70	436	6.2	64	1	36	300	8.3	41t	1	2	1	1	0	0	12
2006	Tampa Bay	16	3	50	245	4.9	32	1	47	405	8.6	25	0	1	1	0	0	0	6
2007	Tampa Bay	10	3	68	286	4.2	29	0	26	191	7.3	16	0	0	0	0	0	0	0
<b>CAREER TOTALS</b>		<b>145</b>	<b>79</b>	<b>1,316</b>	<b>5,307</b>	<b>4.0</b>	<b>78t</b>	<b>21</b>	<b>415</b>	<b>3,400</b>	<b>8.2</b>	<b>68t</b>	<b>8</b>	<b>29</b>	<b>21</b>	<b>8</b>	<b>0</b>	<b>0</b>	<b>174</b>

**ADDITIONAL STATISTICS:** Passing — Completed his only pass attempt for 26 yards at Miami (9/19/99). Kick returns — 1998 (4 for 84 yds., 21.0 avg., 22 LG), 1999 (2 for 31 yds., 15.5 avg., 22 LG), 2001 (6 for 161 yds., 26.8 avg., 44 LG), 2005 (3 for 85 yds., 28.3 avg., 37 LG), 2006 (39 for 867 yds., 22.2 avg., 37 LG), TOTAL (54 for 1,228 yds., 22.7 avg., 44 LG). Punt returns — 1999 (4 for 16 yds., 4.0 avg., 7 LG), TOTAL (4 for 16 yds., 4.0 avg., 7 LG). Fumble recoveries — 1998 (1), 1999 (1), 2002 (1), 2005 (1), 2006 (1), TOTAL (5). Special teams tackles — 1998 (14), 1999 (1), TOTAL (15). Miscellaneous tackles — 1999 (1), 2000 (1), 2001 (3), 2002 (3), 2003 (5), 2004 (3), 2005 (2), 2006 (1), 2007 (1), TOTAL (20).

#### PITTMAN'S POSTSEASON RECORD

Year	Club	G	S	No.	RUSHING				No.	RECEIVING				TD	TDr	SCORING			
					Yds.	Avg.	LG	TD		Yds.	Avg.	LG	TD			TDp	TDrt	2pt	Pts.
1998	Arizona	2	0	0	0	0.0	—	0	0	0	0.0	—	0	0	0	0	0	0	0
2002	Tampa Bay	3	3	54	182	3.4	24	0	6	63	10.5	31	0	0	0	0	0	0	0
2005	Tampa Bay	1	0	0	0	0.0	—	0	3	30	10.0	22	0	0	0	0	0	0	0
2007	Tampa Bay	1	0	1	5	5.0	5	0	5	62	12.4	26	0	0	0	0	0	0	0
<b>CAREER TOTALS</b>		<b>7</b>	<b>3</b>	<b>55</b>	<b>187</b>	<b>3.4</b>	<b>24</b>	<b>0</b>	<b>14</b>	<b>155</b>	<b>11.1</b>	<b>31</b>	<b>0</b>	<b>0</b>	<b>0</b>	<b>0</b>	<b>0</b>	<b>0</b>	<b>0</b>

**ADDITIONAL STATISTICS:** Fumble recoveries — 2002 (1), TOTAL (1). Special teams tackles — 1998 (4), TOTAL (4). Kick returns — 2005 (4 for 96 yds., 24.0 avg., 27 LG), TOTAL (4 for 96 yds., 24.0 avg., 27 LG).

#### PITTMAN'S SINGLE GAME HIGHS

(Postseason in parentheses)

**Rushes** — 30 vs. Dallas, 10/26/03 (29 vs. Oakland, 1/26/03). **Rushing yards** — 133 vs. Detroit, 11/14/99 (124 vs. Oakland, 1/26/03). **Longest rush** — 78t vs. Kansas City, 11/7/04 (24 vs. Oakland, 1/26/03). **Rushing touchdowns** — 3 vs. Kansas City, 11/7/04 (none). **Receptions** — 10, twice, last at San Francisco, 10/19/03 (5, twice, last vs. N.Y. Giants, 1/6/08). **Receiving yards** — 134 at Carolina, 11/28/04 (62 vs. N.Y. Giants, 1/6/08). **Longest reception** — 68t at Atlanta, 9/21/03 (31 at Philadelphia, 1/19/03). **Receiving touchdowns** — 2 at Carolina, 11/28/04 (none). **Rushing yards in one quarter** — 97 (3rd qtr.) vs. Kansas City, 11/7/04 (47 (2nd qtr.) vs. Oakland, 1/26/03). **Rushing yards in one half** — 119 (2nd half) vs. Kansas City, 11/7/04 (75 (1st half) vs. Oakland, 1/26/03). **Total yards** — 177 (133 rush/44 rec.) vs. Detroit, 11/14/99 (124 (all rush) vs. Oakland, 1/26/03). **Total touchdowns** — 3 (all rush) vs. Kansas City, 11/7/04 (none).

#### PITTMAN'S 100-YARD RUSHING GAMES (10, INCLUDES 1 POSTSEASON)

\*denotes win (Pittman's teams are 8-2, including postseason, when he records 100 or more yards rushing in a game.)

Date	Opponent	No.	Yds.	Avg.	LG	TD
11/14/1999	vs. Detroit*	23	133	5.8	58t	1
10/8/2000	vs. Cleveland*	16	107	6.7	21	0
1/26/2003	vs. Oakland*	29	124	4.3	24	0
10/6/2003	vs. Indianapolis	16	106	6.6	17	0
10/26/2003	vs. Dallas*	30	113	3.8	15	0
10/24/2004	vs. Chicago*	23	109	4.7	19	1
11/7/2004	vs. Kansas City*	15	128	8.5	78t	3
11/21/2004	vs. San Francisco*	21	106	5.0	14t	2
12/19/2004	vs. New Orleans	24	131	5.5	58	0
10/16/2005	vs. Miami*	15	127	8.5	57t	1

#### PITTMAN'S REGULAR SEASON TOP FIVE

##### Rushing Yards

133 — vs. Dallas, 11/14/99 (23 att., TD)  
131 — vs. New Orleans, 12/19/04 (24 att.)  
128 — vs. Kansas City, 11/7/04 (15 att., 3TD)  
127 — vs. Miami, 10/16/05 (15 att., TD)  
113 — vs. Dallas, 10/26/03 (30 att.)

##### Receiving Yards

134 — at Carolina, 11/28/04 (8 rec., 2TD)  
96 — vs. Detroit, 10/2/05 (6 rec., TD)  
96 — vs. New York Giants, 11/26/00 (77 rush, 96 rec.)  
95 — vs. Cleveland, 10/13/02 (5 rec.)  
85 — vs. Atlanta, 12/20/03 (9 rec.)

##### Rushing Touchdowns

3 — vs. Kansas City, 11/7/04 (15-128)  
2 — vs. San Francisco, 11/21/04 (21-106)  
1 — 16 times, last at Cleveland, 12/24/06 (16-86)

##### Total Yards From Scrimmage

177 — vs. Detroit, 11/14/99 (133 rush, 44 rec.)  
173 — vs. New York Giants, 11/26/00 (77 rush, 96 rec.)  
164 — vs. Chicago, 10/24/04 (109 rush, 55 rec.)  
164 — at Atlanta, 9/21/03 (82 rush, 82 rec.)  
163 — at Carolina, 11/28/04 (29 rush, 134 rec.)

##### Rushing Attempts

30 — vs. Dallas, 10/26/03 (113 yds.)  
26 — vs. Kansas City, 10/21/01 (95 yds., TD)  
24 — vs. New Orleans, 12/19/04 (131 yds.)  
23 — vs. Chicago, 10/24/04 (109 yds., TD)  
23 — vs. Detroit, 11/18/01 (81 yds.)  
23 — vs. Detroit, 11/14/99 (133 yds., TD)

##### Receptions

10 — at San Francisco, 10/19/03 (60 yds.)  
10 — vs. New York Giants, 11/26/00 (96 yds., TD)  
9 — vs. Atlanta, 12/20/03 (85 yds.)  
8 — at Carolina, 11/28/04 (134 yds., 2TD)  
8 — at Minnesota, 11/12/00 (63 yds.)

##### Receiving Touchdowns

2 — at Carolina, 11/28/04 (8-134)  
1 — Six times, last vs. Detroit, 10/2/05 (6-96)

##### Longest Runs From Scrimmage

78t — vs. Kansas City, 11/7/04 (15-128, 3TD)  
64 — vs. New Orleans, 1/1/06 (1-64)  
58 — vs. New Orleans, 12/19/04 (24-131)  
58t — vs. Detroit, 11/14/99 (23-133, TD)  
57t — vs. Miami, 10/16/05 (15-127, TD)

#### DID YOU KNOW?

The Broncos are 9-3 since 2002 against Super Bowl participants from the previous year and own a 22-18 (.550) all-time record in those games. Denver is 13-8 (.619) all-time against the previous year's Super Bowl winner and is 9-10 (.474) all-time against the previous year's Super Bowl runner up.



# MICHAEL PITTMAN'S CAREER GAME-BY-GAME

(Victories asterisked)

1998 ARIZONA (9-7)													
Date	Opponent	P/S	No.	Yds.	Avg.	LG	TD	No.	Yds.	Avg.	LG	TD	Scoring
Sep 6	at Dallas	P	0	0	0.0	—	0	0	0	0.0	—	0	0
Sep 13	at Seattle	P	2	7	3.5	5	0	0	0	0.0	—	0	0
Sep 20	Philadelphia*	P	2	3	1.5	2	0	0	0	0.0	—	0	0
Sep 27	at St. Louis*	P	0	0	0.0	—	0	0	0	0.0	—	0	0
Oct 4	vs. Oakland	P	1	3	3.0	3	0	0	0	0.0	—	0	0
Oct 11	vs. Chicago*	P	17	56	3.3	11	0	0	0	0.0	—	0	0
Oct 18	at N.Y. Giants	P	0	0	0.0	—	0	0	0	0.0	—	0	0
Nov 1	at Detroit*	P	4	5	1.3	5	0	0	0	0.0	—	0	0
Nov 8	vs. Washington*	P	0	0	0.0	—	0	0	0	0.0	—	0	0
Nov 15	vs. Dallas	P	0	0	0.0	—	0	0	0	0.0	—	0	0
Nov 22	at Washington*	P	0	0	0.0	—	0	0	0	0.0	—	0	0
Nov 29	at Kansas City	P	3	17	5.7	8	0	0	0	0.0	—	0	0
Dec 6	N.Y. Giants	P	0	0	0.0	—	0	0	0	0.0	—	0	0
Dec 13	at Philadelphia*	INACTIVE (RIGHT HAND)										0	0
Dec 20	vs. New Orleans*	P	0	0	0.0	—	0	0	0	0.0	—	0	0
Dec 27	vs. San Diego*	P	0	0	0.0	—	0	0	0	0.0	—	0	0
Regular Season Totals		15/0	29	91	3.1	11	0	0	0	0.0	—	0	0
Jan 2	at Dallas*†	P	0	0	0.0	—	0	0	0	0.0	—	0	0
Jan 10	at Minnesota&	P	0	0	0.0	—	0	0	0	0.0	—	0	0
Postseason Totals		2/0	0	0	0.0	—	0	0	0	0.0	—	0	0

†NFC Wild Card Game; &NFC Divisional Playoff Game

1999 ARIZONA (6-10)													
Date	Opponent	P/S	No.	Yds.	Avg.	LG	TD	No.	Yds.	Avg.	LG	TD	Scoring
Sep 12	at Philadelphia*	P	0	0	0.0	—	0	2	26	13.0	13	0	0
Sep 19	at Miami	P	5	-1	-0.2	3	0	0	0	0.0	—	0	0
Sep 27	vs. San Francisco	P	6	35	5.8	15	0	1	11	11.0	11	0	0
Oct 3	at Dallas	P	4	9	2.3	3	0	4	42	10.5	18	0	0
Oct 10	vs. N.Y. Giants*	P	8	20	2.5	7	0	1	21	21.0	21	0	0
Oct 17	vs. Washington	P	2	15	7.5	13	0	2	33	16.5	19	0	0
Oct 31	vs. New England	P	4	29	7.3	22	0	0	0	0.0	—	0	0
Nov 7	at N.Y. Jets	P	9	41	4.6	15	1	2	11	5.5	7	0	6
Nov 14	vs. Detroit*	S	23	133	5.8	58†	1	2	44	22.0	46	0	6
Nov 21	vs. Dallas*	INACTIVE (TOE)										0	0
Nov 28	at N.Y. Giants*	INACTIVE (TOE)										0	0
Dec 5	vs. Philadelphia*	P	0	0	0.0	—	0	0	0	0.0	—	0	0
Dec 12	at Washington	S	3	8	2.7	4	0	2	8	4.0	7	0	0
Dec 19	vs. Buffalo	INACTIVE (TOE)										0	0
Dec 26	at Atlanta	P	0	0	0.0	—	0	0	0	0.0	—	0	0
Jan 2	at Green Bay	INACTIVE (TOE)										0	0
Regular Season Totals		12/2	64	289	4.5	58†	2	16	196	12.3	46	0	12

2000 ARIZONA (3-13)													
Date	Opponent	P/S	No.	Yds.	Avg.	LG	TD	No.	Yds.	Avg.	LG	TD	Scoring
Sep 3	at N.Y. Giants	P	4	9	2.3	8	0	6	71	11.8	21	0	0
Sep 10	vs. Dallas*	P	9	28	3.1	7	1	2	12	6.0	8	0	6
Sep 24	vs. Green Bay	P	3	4	1.3	4	0	4	43	10.8	18	0	0
Oct 1	at San Francisco	P	11	72	6.5	27	0	6	72	12.0	35	0	0
Oct 8	vs. Cleveland*	S	16	107	6.7	21	0	2	10	5.0	9	0	0
Oct 15	vs. Philadelphia	S	8	37	4.6	14	0	4	27	6.8	11	1	0
Oct 22	at Dallas	S	9	21	2.3	12	1	7	24	3.4	12	0	6
Oct 29	vs. New Orleans	S	20	86	4.3	18	0	3	40	13.3	24	0	0
Nov 5	vs. Washington*	S	15	30	2.0	11	1	3	28	9.3	14	0	6
Nov 12	at Minnesota	S	12	50	4.2	14	1	8	63	7.9	14	0	6
Nov 19	at Philadelphia	S	13	49	3.8	17	0	6	29	4.8	12	0	0
Nov 26	vs. N.Y. Giants	S	13	77	5.9	29	0	10	96	9.6	36†	1	0
Dec 3	at Cincinnati	S	19	72	3.8	13	0	6	31	5.2	9	0	0
Dec 10	at Jacksonville	S	11	-1	-0.1	3	0	2	17	8.5	15	0	0
Dec 17	vs. Baltimore	S	5	6	1.2	4	0	1	3	3.0	3	0	0
Dec 24	at Washington	S	16	72	4.5	16	0	3	13	4.3	6	0	0
Regular Season Totals		16/12	184	719	3.9	29	4	73	579	7.9	36†	2	0

2001 ARIZONA (7-9)													
Date	Opponent	P/S	No.	Yds.	Avg.	LG	TD	No.	Yds.	Avg.	LG	TD	Scoring
Sep 23	vs. Denver	SUSPENDED BY COMMISSIONER										0	0
Sep 30	vs. Atlanta	P	7	53	7.6	24†	1	6	31	5.2	9	0	6
Oct 7	at Philadelphia*	S	22	83	3.8	13	0	2	16	8.0	12	0	0
Oct 14	at Chicago	S	16	50	3.1	8	0	5	25	5.0	13	0	0
Oct 21	vs. Kansas City*	S	26	95	3.7	24†	1	4	42	10.5	27	0	6
Oct 28	at Dallas	S	16	29	1.8	12	0	2	16	8.0	8	0	0
Nov 4	vs. Philadelphia	S	18	43	2.4	7	0	5	28	5.6	11	0	0
Nov 11	vs. N.Y. Giants	S	17	54	3.2	13	0	2	7	3.5	8	0	0
Nov 18	vs. Detroit*	S	23	81	3.5	10	0	1	3	3.0	3	0	0
Nov 25	at San Diego*	S	18	44	2.4	5	1	1	3	3.0	3	0	6
Dec 2	at Oakland*	S	18	78	4.3	42	1	4	17	4.3	16	0	6
Dec 9	vs. Washington	S	14	46	3.3	7	0	5	43	8.6	16	0	0
Dec 15	at N.Y. Giants	S	12	24	2.0	8	0	3	5	1.7	4	0	0
Dec 23	vs. Dallas*	S	14	58	4.1	27	1	0	0	0.0	—	0	6
Dec 30	at Carolina*	S	12	89	7.4	39	0	2	28	14.0	16	0	0
Jan 6	at Washington	S	8	19	2.4	5	0	0	0	0.0	—	0	0
Regular Season Totals		15/14	241	846	3.5	42	5	42	264	6.3	27	0	30

2002 TAMPA BAY (12-4)													
Date	Opponent	P/S	No.	Yds.	Avg.	LG	TD	No.	Yds.	Avg.	LG	TD	Scoring
Sep 8	vs. New Orleans	S	12	50	4.2	21	0	5	31	6.2	13	0	0
Sep 15	at Baltimore*	S	13	37	2.8	9	0	6	58	9.7	24	0	0
Sep 23	vs. St. Louis*	S	11	53	4.8	14	0	6	28	4.7	10	0	0
Sep 29	at Cincinnati*	S	19	54	2.8	17	0	5	27	5.4	17	0	0
Oct 6	at Atlanta*	S	19	62	3.3	11	0	2	9	4.5	7	0	0
Oct 13	vs. Cleveland*	S	16	53	3.3	15	0	5	95	19	64	0	0
Oct 20	at Philadelphia	S	12	49	4.1	13	0	4	15	3.8	7	0	0
Oct 27	at Carolina*	S	12	36	3.0	7	0	1	-4	-4.0	-4	0	0
Nov 3	vs. Minnesota*	P	3	19	6.3	14	0	1	18	18.0	18	0	0
Nov 17	vs. Carolina*	S	21	57	2.7	8	0	4	21	5.3	16	0	0
Nov 24	vs. Green Bay*	S	13	50	3.8	19	0	2	23	11.5	23	0	0
Dec 1	at New Orleans	S	8	17	2.1	8	0	6	27	4.5	16	0	0
Dec 8	vs. Atlanta*	S	9	25	2.8	15	0	4	50	12.5	42	0	0
Dec 15	at Detroit*	S	11	46	4.2	9	1	5	47	9.4	15	0	6
Dec 23	vs. Pittsburgh	S	4	20	5.0	10	0	1	4	4.0	4	0	0
Dec 29	at Chicago*	S	21	90	4.3	16	0	2	28	14.0	21	0	0
Regular Season Totals		16/15	204	718	3.5	21	1	59	477	8.1	64	0	6
Jan 12	vs. San Francisco*&	S	17	41	2.4	22	0	1	10	10.0	10	0	0
Jan 19	at Philadelphia*#	S	8	17	2.1	9	0	5	53	10.6	31	0	0
Jan 26	vs. Oakland*#	S	29	124	4.3	24	0	0	0	0.0	—	0	0
Postseason Totals		3/3	54	182	3.4	24	0	6	63	10.5	31	0	0


&NFC Divisional Playoff Game; #NFC Championship Game; \*Super Bowl XXXVII

2003 TAMPA BAY (7-9)															
RUSHING								RECEIVING				SCORING			
Date	Opponent	P/S	No.	Yds.	Avg.	LG	TD	No.	Yds.	Avg.	LG	TD	2pt.	Pts.	
Sep 8	at Philadelphia*	S	8	35	4.4	9	0	4	6	1.5	7	0	0	0	
Sep 14	vs. Carolina	S	10	38	3.8	16	0	6	43	7.2	18	0	0	0	
Sep 21	at Atlanta*	S	20	82	4.1	16	0	7	82	11.7	68†	1	0	6	
Oct 6	vs. Indianapolis	S	16	106	6.6	17	0	4	35	8.8	20	0	0	0	
Oct 12	at Washington*	S	17	62	3.6	16	0	3	33	11	18	0	0	0	
Oct 19	at San Francisco	S	6	29	4.8	12	0	10	60	6.0	14	0	0	0	
Oct 26	vs. Dallas*	S	30	113	3.8	15	0	1	4	4.0	4	0	0	0	
Nov 2	vs. New Orleans	S	16	48	3.0	7	0	6	55	9.2	26†	1	0	6	
Nov 9	at Carolina	S	12	50	4.2	12	0	5	47	9.4	26	0	0	0	
Nov 16	vs. Green Bay	S	8	18	2.3	7	0	4	22	5.5	8	0	0	0	
Nov 24	vs. N.Y. Giants*	S	19	55	2.9	9	0	2	22	11.0	23	0	0	0	
Nov 30	at Jacksonville	S	10	60	6.0	15	0	3	26	3.0	4	0	0	0	
Dec 7	at New Orleans*	P	6	13	2.2	7	0	3	29	9.7	13	0	0	0	
Dec 14	vs. Houston*	S	1	3	3.0	3	0	5	33	6.6	9	0	0	0	
Dec 20	vs. Atlanta	S	4	20	5.0	9	0	9	85	9.4	19	0	0	0	
Dec 28	at Tennessee	S	4	19	4.8	10	0	4	35	8.8	14	0	0	0	
Regular Season Totals			16/13	187	751	4.0	17	0	75	597	8.0	68†	2	0	12

2006 TAMPA BAY (4-12)													
RUSHING							RECEIVING						
Date	Opponent	P/S	No.	Yds.	Avg.	LG	No.	Yds.	Avg.	LG	TD	2pt.	Pts.
Sep 10	vs. Baltimore	P	3	-1	-0.3	1	0	1	7	7.0	7	0	0
Sep 17	at Atlanta	P	0	0	0.0	—	0	3	17	5.7	7	0	0
Sep 24	vs. Carolina	P	1	3	3.0	3	0	2	25	12.5	16	0	0
Oct 8	at New Orleans	P	2	27	13.5	16	0	2	31	15.5	23	0	0
Oct 15	vs. Cincinnati*	P	1	11	11.0	11	0	2	20	10.0	10	0	0
Oct 22	vs. Philadelphia*	P	3	14	4.7	10	0	2	23	11.5	15	0	0
Oct 29	at N.Y. Giants	P	2	2	1.0	1	0	5	38	7.6	14	0	0
Nov 5	vs. New Orleans	P	1	3	3.0	3	0	6	27	4.5	12	0	0
Nov 11	at Carolina	P	0	0	0.0	—	0	1	0	0.0	0	0	0
Nov 19	vs. Washington*	P	2	17	8.5	15	0	2	31	15.5	25	0	0
Nov 23	at Dallas	P	1	2	2.0	2	0	2	19	9.5	13	0	0
Dec 3	at Pittsburgh	S	1	-1	-1.0	-1	0	1	7	7.0	7	0	0
Dec 10	vs. Atlanta	P	3	4	1.3	3	0	7	73	10.4	25	0	0
Dec 17	at Chicago	P	2	5	2.5	5	0	4	30	7.5	14	0	0
Dec 24	at Cleveland*	S	16	86	5.4	11t	1	4	21	5.3	8	0	6
Dec 31	vs. Seattle	S	12	73	6.1	32	0	3	36	12.0	14	0	0
Regular Season Totals		16/3	50	245	4.9	32	1	47	405	8.6	25	0	6

2007 TAMPA BAY (9-7)													
RUSHING							RECEIVING						
Date	Opponent	P/S	No.	Yds.	Avg.	LG	No.	Yds.	Avg.	LG	TD	2pt.	Pts.
Sep 9	at Seattle	S	3	6	2.0	2	0	5	32	6.4	11	0	0
Sep 16	vs. New Orleans*	P	5	18	3.6	5	0	1	11	11.0	11	0	0
Sep 23	vs. St. Louis*	P	7	56	8.0	12	0	3	35	11.7	16	0	0
Sep 30	at Carolina*	P	15	90	6.0	29	0	0	0	0.0	—	0	0
Oct 7	at Indianapolis	S	5	-1	-0.2	4	0	2	16	8.0	9	0	0
Oct 14	vs. Tennessee*												
Oct 21	at Detroit												
Oct 28	vs. Jacksonville												
Nov 4	vs. Arizona*												
Nov 18	at Atlanta*	P	10	44	4.4	21	0	2	17	8.5	11	0	0
Nov 25	vs. Washington*												
Dec 2	at New Orleans*	P	0	0	0.0	—	0	2	6	3.0	3	0	0
Dec 9	at Houston												
Dec 16	vs. Atlanta*	P	12	48	4.0	17	0	3	20	6.7	13	0	0
Dec 23	at San Francisco	P	7	13	1.9	4	0	7	54	7.7	16	0	0
Dec 30	vs. Carolina	S	4	12	3.0	6	0	1	0	0.0	—	0	0
Regular Season Totals		10/3	68	286	4.2	29	0	26	191	7.3	16	0	0
Jan 6	vs. N.Y. Giants†	P	1	5	5.0	5	0	5	62	12.4	26	0	0
Postseason Totals		1/0	1	5	5.0	5	0	5	62	12.4	26	0	0

†NFL Wild Card Game



## MATT PRATER

5-10 • 188 • 2ND YR. • CENTRAL FLORIDA

BORN: Aug. 10, 1984, in Mayfield Heights, Ohio

HIGH SCHOOL: Estero High School, Estero, Fla.

ACQUIRED: Practice-Squad Signee (Miami), 2007

NFL YEAR: 2nd • YEAR WITH BRONCOS: 2nd

NFL GAMES PLAYED/STARTED: 4/0

5

KICKER

#### PRATER AT A GLANCE:

- A second-year kicker who begins his first full season with Denver in 2008 after handling kick-off duties for the club during its final two games last season.
- Played four games (2 with Atlanta and 2 with Denver) in 2007, kicking off 11 times for 756 yards (68.7 avg.) with five touchbacks while converting 1-of-4 field-goal attempts.
- Spent training camp with Miami in 2007 and also had a stint on its practice squad that year.
- Competed in training camp with Detroit as a rookie in 2006 but spent the regular season out of the NFL.
- Finished his career at the University of Central Florida tied for first in school history in field goals made (50) and fourth in scoring (258 pts.).
- Joined the Broncos on Dec. 19, 2007, from Miami's practice squad.
- Entered the NFL with the Detroit as a college free agent on May 4, 2006.

**CAREER TRANSACTIONS:** Signed by Detroit as a college free agent 5/4/06; Waived by Detroit 8/28/06; Signed by Miami to a future contract 1/4/07; Waived by Miami 8/27/07; Signed by Atlanta 8/30/07; Waived by Atlanta 9/18/07; Signed by Miami (practice squad) 11/14/07; Signed by Denver (active roster) 12/19/07.



**2007:** Prater played four games for the season, seeing two games of action with Atlanta and two with Denver... Made 1-of-4 field goal attempts and his lone extra point attempt (all with Atlanta) while kicking off 11 times for 756 yards (68.7 avg.) with five touchbacks... Spent training camp with the Dolphins but was waived on Aug. 27, clearing the way for him to sign with Atlanta on Aug. 30... Made his NFL debut at Min. (9/9), converting 1-of-2 field goal attempts (45-yard make, 44-yard miss) to account for the Falcons' lone points... Converted an extra point attempt but missed both field goal attempts (43 and 26 yds.) at Jac. (9/16)... Waived by Atlanta on Sept. 18 before joining Miami's practice squad on Nov. 14... Signed with Denver on Dec. 19 and made his debut with the club on *Monday Night Football* at S.D. (12/24), kicking off twice for 127 yards (63.5 avg.)... Kicked off five times for 344 yards (68.8 avg.), including two touchbacks, in the season finale vs. Min. (12/30).

**2006:** Prater entered the NFL with Detroit as college free agent on May 4... Competed in training camp with Detroit but was waived on Aug. 28... Made all four field goal attempts and both extra point attempts in the preseason.

**COLLEGE:** Prater played 46 career games at the University of Central Florida, finishing his career tied for first in school history in field goals made (50) and fourth in scoring (258 pts.)... Converted 50-of-74 (.676) career field goal attempts with a 53-yard long... Made 17-of-26 (.654) field goal attempts as a senior with a 49-yard long.

**PERSONAL:** Prater was a second-team all-state selection as a senior at Estero High School in Estero, Fla.... Also named first-team all-conference and all-Southwest Florida... Connected on 56-of-58 extra point attempts and made 14 field goals... Placed 84 percent of his kickoffs into the end zone... Majored in psychology at Central Florida... Matt Prater was born on Aug. 10, 1984, in Mayfield Heights, Ohio.

#### PRATER'S REGULAR SEASON RECORD


		FIELD GOALS							PATs			
Year	Club	G	1-19	20-29	30-39	40-49	50-59	60+	TOTAL	Pct.	Md./Att.	Pct.
2006												
2007	Den./Atl.	4	0/0	0/1	0/0	1/3	0/0	0/0	1/4	.250	1/1	1.000
CAREER TOTALS		4	0/0	0/1	0/0	1/3	0/0	0/0	1/4	.250	1/1	1.000
BRONCOS TOTALS		2	0/0	0/0	0/0	0/0	0/0	0/0	0/0	.000	0/0	.000

**ADDITIONAL STATISTICS:** Kickoffs — 2007 (11 for 756 yds., 68.7 avg., 78 LG, 5 TBs), TOTAL (11 for 756 yds., 68.7 avg., 78 LG, 5 TBs). Broncos kickoff totals — 2007 (7 for 471 yds., 67.3 avg., 70 LG, 2 TBs), TOTAL (7 for 471 yds., 67.3 avg., 70 LG, 2 TBs).

#### PRATER'S SINGLE GAME HIGHS

(Postseason in parentheses)

Field goals made — 1 at Minnesota, 9/9/07 (none). Field goals attempted — 2, twice, last at Jacksonville, 9/16/07 (none). Longest field goal made — 45 at Minnesota, 9/9/07 (none). Longest field goal attempted — 45 at Minnesota, 9/9/07 (none). Consecutive field goals made — 1, 9/9/07 (none). PATs made — 1 at Jacksonville, 9/16/07 (none). PATs attempted — 1 at Jacksonville, 9/16/07 (none). Consecutive PATs made — 1, 9/16/07-current (none); Points scored — 3 at Minnesota, 9/9/07 (none). Consecutive games with a field goal — 1 at Minnesota, 9/9/07 (none).



## PATRICK RAMSEY

6-2 • 225 • 7TH YR. • TULANE

BORN: Feb. 14, 1979, in Ruston, La.

HIGH SCHOOL: Ruston High School, Ruston, La.

ACQUIRED: Free Agent, 2007

NFL YEAR: 7th • YEAR WITH BRONCOS: 2nd

NFL GAMES PLAYED/STARTED: 36/24 • POSTSEASON: 1/0

11

QUARTERBACK

#### RAMSEY AT A GLANCE:

- A seventh-year quarterback and former first-round draft choice who enters his second season with the Broncos after joining the club as a free agent in the 2007 offseason.
- Spent his first four seasons with Washington, starting 24 regular-season games and compiling a 10-14 record in those contests, before playing in 2006 as a backup for the New York Jets.
- Owns a positive touchdown-to-interception ratio (35 to 30) for his career.
- Came off the bench in two games for the Broncos in 2007, including their contest at Detroit (11/4/07) when he tied a career single-game high with 29 completions for 262 yards.
- Registered a passer rating of at least 100.0 three times with the Redskins as a seven-game starter in 2004, a year in which he posted a career-best 62.1 completion percentage.
- Started all 11 games played for Washington in 2003, totaling a personal-best 2,166 passing yards with 14 touchdowns while recording two 300-yard passing games.
- Saw action in nine games as a rookie with the Redskins in 2002 and threw multiple touchdown passes in three of his five starts that year.

- Finished his career at Tulane University as its all-time leader in passing attempts (1,355), completions (798), passing yards (9,205) and touchdown passes (72).
- Joined the Broncos as a free agent on March 19, 2007.
- Selected by Washington in the first round (32nd overall) of the 2002 NFL Draft.

**CAREER TRANSACTIONS:** Signed by Washington as a draft choice 8/8/02; Placed on injured reserve (foot) by Washington 12/8/03; Traded to N.Y. Jets 3/17/06; Released by N.Y. Jets 3/2/07; Signed by Denver 3/19/07.



**2007:** Ramsey played two games (0 starts) for Denver, completing 29-of-48 (60.4%) passes for 262 yards with one touchdown and one interception for a 73.4 passer rating... Also rushed twice for six yards... Made his Broncos debut at Det. (11/4) when Jay Cutler went down with a leg injury in the second quarter... Matched his career high with 29 completions on 46 attempts, which marked the second-highest single-game total of his career, while throwing for 262 yards with one touchdown (2 yds., Brandon Stokley) and one interception against the Lions... Attempted two passes and rushed once for two yards in relief of Cutler late in the first half at K.C. (11/11).

**2006:** Ramsey, acquired by the New York Jets from Washington on March 17 in exchange for a 2006 sixth-round draft choice (173rd overall, Reed Dougherty), played in one game as a backup to Chad Pennington... Threw an incompleton vs. Hou. (11/26) that marked his only pass of the regular season... Saw the first postseason action of his career when he filled in for one play in the first quarter of an AFC Wild Card Game at N.E. (1/7) and completed a pass for a loss of one yard.

**2005:** Ramsey played four games (1 start) in his fourth season with Washington, completing 15-of-25 passes for 289 yards with one touchdown and one interception (95.3 rating)... Opened the season as the starter vs. Chi. (9/11) but was forced to leave the game in the second quarter with a neck injury after completing 6-of-11 passes for 105 yards with one interception... Played vs. NYG (12/24), completing 5-of-7 passes for 104 yards with one touchdown in a win over the Giants.

**2004:** Ramsey played nine games (7 starts) for Washington, compiling a 74.8 passer rating in completing 169-of-272 passes for 1,655 yards with 10 touchdowns and 11 interceptions... 62.1 completion percentage was the fourth-best single-season completion percentage in Washington history (min. 150 att.)... Made his season debut in the third quarter at NYG (9/19) and finished with 142 yards on 9-of-18 passing with one touchdown and three interceptions... Did not play the next six games when Mark Brunell returned to the lineup... Entered the game vs. Cin. (11/14) midway through the second quarter and completed 18-of-37 passes for 210 yards with one touchdown... Inserted as the team's starting quarterback for the remaining seven games, guiding the club to a 3-4 finish... Led the team to a 31-7 win vs. NYG (12/5) in his third start as he posted an 86.4 completion percentage (19-of-22) and threw for 174 yards with three touchdowns (139.2 passer rating)... Registered a career-best 29 completions while matching his second-most pass attempts (45) in a game vs. Phi. (12/12)... Completed 18-of-27 (66.7%) passes for 214 yards with one touchdown (103.0 passer rating) in a win at S.F. (12/18)... Led Washington to a win vs. Min. (1/2) when he threw for 216 yards and two touchdowns (100.8 rtg.).

**2003:** Ramsey started the first 11 games for Washington before a foot injury forced him to be placed on injured reserve on Dec. 8... Completed 179-of-337 (53.1%) passes for a career-best 2,166 yards with 14 touchdowns and nine interceptions... Compiled a 75.8 rating while posting a 4-7 record as a starter... Registered a pair of 300-yard passing performances for the year... Posted a career-high 356 passing yards, completing 25-of-39 passes with two touchdowns for a 110.6 passer rating, in a 33-31 comeback win at Atl. (9/14)... The Redskins faced a 17-0 deficit in the second quarter before Ramsey led their comeback... Posted two more touchdown passes as part of his 23-completion, 348-yard passing performance vs. NYG (9/21)... Led the Redskins to a 20-17 win vs. N.E. (9/28) when he completed 10-of-22 passes for 147 yards against the eventual World Champions... Totaled a career-high 50 passing attempts at Phi. (10/5), posting 25 completions for 271 yards with one passing touchdown and one rushing score against the Eagles... Recorded his second consecutive two-touchdown passing outing vs. Sea. (11/9)... Left the game at Mia. (11/23) in the first quarter with a concussion... Inactive the next two games while being hampered by the concussion and a foot injury the next two games... Placed on injured reserve on Dec. 8.

**2002:** Selected by Washington in the first round (32nd overall) of the 2002 NFL Draft, Ramsey played nine games (5 starts) as a rookie, completing 117-of-227 (51.5%) passes for 1,539 yards with nine touchdowns and eight interceptions (71.8 passer rating)... Earned a win in each of the final two games of the season as the club's starter... Served as Washington's backup for the first three games and made his pro debut when he relieved Danny Wuerffel after two series at Ten. (10/6)... Completed 20-of-34 passes for 268 yards with two touchdowns and no interceptions against the Titans with his first pass attempt resulting in a 6-yard completion to Kenny Watson... Earned the starting role vs. N.O. (10/13) and completed 21-of-43 attempts for 320 yards with one touchdown and four interceptions... Did not start but took the majority of the snaps vs. NYG (12/8), completing 12-of-27 passes for 204 yards with one touchdown... Completed 23-of-35 passes for 213 yards with three touchdowns to post a 110.8 passer rating at Phi. (12/15)... Completed 14-of-31 passes for 190 yards with two touchdowns to lead Washington to a 26-10 win vs. Hou. (12/22).

**COLLEGE:** Ramsey played 35 career games (32 starts) at Tulane University, completing 798-of-1,355 (58.9%) passes for 9,205 yards with 72 touchdowns and 51 interceptions... Surpassed the totals posted by Shaun King to set school records for career completions, attempts, passing yards and touchdowns... Set a school record with at least one touchdown pass in 31 consecutive games, and his career completion percentage of 58.9 was topped only by Mike McKay (1981-82) in school history... Was one of 16 players nationally to earn a National Football Foundation/College Football Hall of Fame Scholar-Athlete award as a senior... Started all 11 games for

the Green Wave as a senior, completing 256-of-448 (57.1%) passes for 2,935 yards with 22 touchdowns and 13 interceptions... Single-season yardage total placed third in school history behind his sophomore year mark of 3,410 yards and King's 3,232 yards in 1998... Selected to the All-Louisiana first team and All-Conference USA second team as a junior after completing 229-of-389 (58.9%) attempts for 2,833 yards with 24 touchdowns and 14 interceptions... Established 20 school records as a sophomore, including the single-season marks for passing yards (3,410), yards per game (310.0), attempts (513) and completions (310)... 25 touchdown passes ranked second on the school's all-time list, and he averaged 304.5 yards of offense per game... Played as a reserve during his freshman season.

**PERSONAL:** Ramsey was a two-year starter at Ruston High School in Ruston, La., completing 90-of-201 passes for 1,073 yards with 12 touchdowns as a senior... Won the state Class 5A championship and the prestigious Golden West Invitational in the javelin throw during his senior campaign... Rated the No. 1 prep javelin thrower in the country in 1997... Won the bronze medal in the Junior Pan American Games in Havana, Cuba... Competed on Tulane's track and field team, posting a Conference USA-best javelin throw of 218 feet during the 1998 outdoor season... Participated in several community endeavors as a member of the Washington Redskins and New York Jets... Part of the Faith Foundation Harvest Outreach Thanksgiving Basket Drive that helped feed more than 200 underprivileged families in the Washington, D.C. area during the holidays... Served as a spokesperson for the Boy Scouts of America National Capital Area troops... Married his wife, Virginia, on April 13, 2002, the week before the 2002 NFL Draft... Couple has a daughter, Virginia Ellen, and is expecting its second child in mid-August 2008... Graduated cum laude from Tulane with a double degree in accounting and finance... Patrick Ramsey was born on Feb. 14, 1979, in Ruston, La.

### RAMSEY'S REGULAR SEASON RECORD

PASSING															
Year	Club	G	S	Att.	Comp.	Pct.	Yds.	Yds./Att.	TD	% Int.	% LG	Sack/Yds.	Rtg.		
2002	Washington	9	5	227	117	51.5	1,539	6.8	9	4.0	8	3.5	62	18/132	71.8
2003	Washington	11	11	337	179	53.1	2,166	6.4	14	4.2	9	2.7	64	30/206	75.8
2004	Washington	9	7	272	169	62.1	1,665	6.1	10	3.7	11	4.0	51	23/137	74.8
2005	Washington	4	1	25	15	60.0	279	11.2	1	4.0	1	4.0	72t	4/27	95.3
2006	N.Y. Jets	1	0	1	0	0.0	0	0.0	0	0.0	0	0.0	—	0/0	39.6
2007	Denver	2	0	48	29	60.4	262	5.5	1	2.1	1	2.1	21	3/13	73.4
CAREER TOTALS		36	24	910	509	55.9	5,911	6.5	35	3.8	30	3.3	72t	78/515	74.8
BRONCOS TOTALS		2	0	48	29	60.4	262	5.5	1	2.1	1	2.1	21	3/13	73.4

Year	Club	Att.	RUSHING		LG	TD	TD	TDr	SCORING		2pt	Pts.
			Yds.	Avg.					TDp	TDrt		
2002	Washington	13	-1	-0.1	3	1	1	1	0	0	0	6
2003	Washington	15	62	4.1	24	1	1	1	0	0	0	6
2004	Washington	10	19	1.9	17	0	0	0	0	0	0	0
2005	Washington	7	3	0.4	5	0	0	0	0	0	0	0
2006	N.Y. Jets	0	0	0.0	—	0	0	0	0	0	0	0
2007	Denver	2	6	3.0	4	0	0	0	0	0	0	0
<b>CAREER TOTALS</b>		<b>47</b>	<b>89</b>	<b>1.9</b>	<b>24</b>	<b>2</b>	<b>2</b>	<b>2</b>	<b>0</b>	<b>0</b>	<b>0</b>	<b>12</b>
<b>BRONCOS TOTALS</b>		<b>2</b>	<b>6</b>	<b>3.0</b>	<b>4</b>	<b>0</b>	<b>0</b>	<b>0</b>	<b>0</b>	<b>0</b>	<b>0</b>	<b>0</b>

**ADDITIONAL STATISTICS:** Miscellaneous tackles — 2002 (1), TOTAL (1). Fumble recoveries — 2002 (2), 2003 (1), 2004 (1), 2007 (1), TOTAL (5).

### RAMSEY'S POSTSEASON RECORD

PASSING														
Year	Club	G	S	Att.	Comp.	Pct.	Yds.	Yds./Att.	TD	% Int.	% LG	Sack/Yds.	Rtg.	
2005	Washington	0	0	0	0	00.0	0	0.0	0	0.0	0	—	0/0 00.0	
2006	N.Y. Jets	1	0	1	1	100.0	-1	-1.0	0	0.0	0	-1	0/0 79.2	
CAREER TOTALS		1	0	1	1	100.0	-1	-1.0	0	0.0	0	-1	0/0 79.2	

Year	Club	Att.	RUSHING		LG	TD	TD	TDr	SCORING		2pt	Pts.
			Yds.	Avg.					TDp	TDrt		
2005	Washington	0	0	0.0	—	0	0	0	0	0	0	0
2006	N.Y. Jets	0	0	0.0	—	0	0	0	0	0	0	0
<b>CAREER TOTALS</b>		<b>0</b>	<b>0</b>	<b>0.0</b>	<b>—</b>	<b>0</b>	<b>0</b>	<b>0</b>	<b>0</b>	<b>0</b>	<b>0</b>	<b>0</b>

### RAMSEY'S SINGLE-GAME HIGHS

(Postseason in parentheses)

**Pass attempts** — 50 at Philadelphia, 10/5/03 (1 at New England, 1/7/07). **Pass completions** — 29, twice, last at Detroit, 11/4/07 (1 at New England, 1/7/07). **Yards passing** — 356 at Atlanta, 9/14/03 (-1 at New England, 1/7/07). **Completion percentage** — 86.4% (19-22) vs. N.Y. Giants, 12/5/04 (100% (1-1) at New England, 1/7/07). **Touchdown passes** — 3, twice, last vs. N.Y. Giants, 12/5/04 (none). **Longest pass completion** — 72t vs. N.Y. Giants, 12/24/05 (-1 at New England, 1/7/07). **Rushing attempts** — 3, eight times, last at N.Y. Giants, 10/30/05 (none). **Yards rushing** — 27 vs. N.Y. Jets, 9/4/03 (none). **Longest rush** — 24 vs. N.Y. Jets, 9/4/03 (none). **Rushing touchdowns** — 1, twice, last at Philadelphia, 10/5/03 (none).

### DID YOU KNOW?

Shannon Sharpe, who played for the Broncos from 1990-99 and 2002-03, ranks first in NFL history in career receiving yards (10,060) and second in career receptions (815) by a tight end in league annals.



### RAMSEY'S 300-YARD PASSING GAMES (3)

\*denotes win (Ramsey's teams are 1-2 when he records 300 or more yards passing in a game.)

Opponent (Date)	Passing							Rushing						
	Att.	Comp.	Yds.	Pct.	TD	INT	LG	S/Yds.	Rtg.	Att.	Yds.	Avg.	LG	TD
vs. New Orleans (10/13/02)	43	21	320	48.8	1	4	62t	7/56	42.8	1	1	1.0	1t	1
vs. N.Y. Giants (9/21/03)	45	23	348	51.1	2	1	34	3/16	82.5	3	19	6.3	18	0
at Atlanta (9/14/03)*	39	25	356	64.1	2	0	35	6/46	110.6	0	0	0.0	—	0

### RAMSEY'S REGULAR SEASON TOP FIVE

#### Completions

29 — at Detroit, 11/4/07 (46 att., 262 yds., TD, INT)  
 29 — vs. Philadelphia, 12/12/04 (45 att., 251 yds., INT)  
 25 — at Philadelphia, 10/5/03 (50 att., 271 yds., TD, 2INT)  
 25 — at Atlanta, 9/14/03 (39 att., 356 yds., 2TD)  
 23 — vs. N.Y. Giants, 9/21/03 (45 att., 348 yds., 2TD, INT)  
 23 — at Philadelphia, 12/15/02 (35 att., 213 yds., 3TD)

#### Attempts

50 — at Philadelphia, 10/5/03 (25 comp., 271 yds., TD, 2INT)  
 46 — at Detroit, 11/4/07 (29 comp., 262 yds., TD, INT)  
 45 — vs. Philadelphia, 12/12/04 (29 comp., 251 yds., INT)  
 45 — vs. N.Y. Giants, 9/21/03 (23 comp., 348 yds., 2TD, INT)  
 43 — vs. New Orleans, 10/13/02 (21 comp., 320 yds., TD, 4INT)

#### Passing Yards


356 — at Atlanta, 9/14/03 (25 of 39, 2TD)  
 348 — vs. N.Y. Giants, 9/21/03 (23 of 45, 2TD, INT)  
 320 — vs. New Orleans, 10/13/02 (21 of 43, TD, 4INT)  
 271 — at Philadelphia, 10/5/03 (25 of 50, TD, 2INT)  
 268 — at Tennessee, 10/6/02 (20 of 34, 2TD)

#### Completion Percentage

86.4 — vs. N.Y. Giants, 12/5/04 (19 of 22, 174 yds., 3TD)  
 73.9 — vs. N.Y. Jets, 9/4/03 (17 of 23, 185 yds., TD, INT)  
 66.7 — at San Francisco, 12/18/04 (18 of 27, 214 yds., TD)  
 65.7 — at Philadelphia, 12/15/02 (23 of 35, 213 yds., 3TD)  
 65.6 — vs. Tampa Bay, 10/12/02 (21 of 32, 211 yds., TD, 2INT)

#### Passing Touchdowns

3 — vs. N.Y. Giants, 12/5/04 (19 of 22, 174 yds.)  
 3 — at Philadelphia, 12/15/02 (23 of 35, 213 yds.)  
 2 — vs. Minnesota, 1/2/05 (17 of 26, 216 yds., INT)  
 2 — at Carolina, 11/16/03 (16 of 35, 150 yds., INT)  
 2 — vs. Seattle, 11/9/03 (17 of 32, 232 yds., 2INT)  
 2 — at Dallas, 11/2/03 (16 of 30, 147 yds.)  
 2 — vs. N.Y. Giants, 9/21/03 (23 of 45, 348 yds., INT)  
 2 — at Atlanta, 9/14/03 (25 of 39, 356 yds.)  
 2 — vs. Houston, 12/22/02 (14 of 31, 190 yds.)  
 2 — at Tennessee, 10/6/02 (20 of 34, 268 yds.)



**LAMONT REID**  
 5-11 • 194 • 2ND YR. • N.C. STATE  
 BORN: May 4, 1982, in Concord, N.C.  
 HIGH SCHOOL: Central Cabarrus High School, Concord, N.C.  
 ACQUIRED: Free Agent, 2007  
 NFL YEAR: 2nd • YEAR WITH BRONCOS: 1st  
 NFL GAMES PLAYED/STARTED: 10/1

**CORNERBACK**

31



### REID AT A GLANCE:

- A second-year cornerback who signed with the Broncos during the 2007 offseason but spent that regular season on the NFL Europa reserve/injured list.
- Started for the Hamburg Sea Devils of NFL Europa during the league's 2007 season in his most recent game action.
- Competed in training camp with Arizona during the 2006 season.
- Played 10 games (1 start) for the Cardinals as a rookie in 2005, totaling 16 tackles on defense and six on special teams before a knee injury forced him to go on injured reserve late in the year.
- Saw time in 47 career games at North Carolina State University, where he posted 125 career tackles and returned two kickoffs for touchdowns as a sophomore in 2002.
- Joined the Broncos as a future-contract signee on Jan. 1, 2007.
- Entered the NFL with Arizona as a college free agent on May 2, 2005.

**CAREER TRANSACTIONS:** Signed by Arizona as a college free agent 5/2/05; Waived by Arizona 9/3/05; Claimed off waivers by N.Y. Jets 9/4/05; Waived by N.Y. Jets 9/8/05; Signed by Arizona (practice squad) 9/12/05; Signed by Arizona (active roster) 9/22/05; Placed on injured reserve (knee) by Arizona 12/27/05; Waived by Arizona 9/3/06; Signed by Denver to a future contract 1/1/07; Placed on NFL Europa reserve/injured list (pectoral) by Denver 8/28/07.

**2007:** Reid spent the regular season on the NFL Europa reserve/injured list with a pectoral injury.

**2006:** Reid spent the regular season out of the NFL after Arizona waived him on Sept. 3... Started for the Hamburg Sea Devils of NFL Europa in the spring of 2007.

**2005:** Reid, who entered the NFL with Arizona as a college free agent on May 2, played 10 games (1 start) for the Cardinals as a rookie and finished with 16 tackles and one pass breakup along with six special-teams stops...

Waived by the Cardinals following training camp... Claimed by the Jets on Sept. 4 and was waived on Sept. 8... Signed to Arizona's practice squad on Sept. 12 and was promoted to its active roster 10 days later... Made his pro debut the following week when Arizona played San Francisco in Mexico (10/2)... Recorded six tackles vs. Car. (10/9) before starting for Eric Green vs. Was. (12/11), registering five tackles and one pass breakup... Declared inactive with a knee injury vs. Phi. (12/24) before he was placed on injured reserve on Dec. 27.

**COLLEGE:** Reid played 47 career games at North Carolina State University, posting 125 tackles (88 solo) and two interceptions... Returned 38 kickoffs for 984 yards (28.9 avg.) with two touchdowns... Returned seven kickoffs for 212 yards (30.3 avg.) as a senior while adding 27 tackles, one interception and 10 passes defended... Named to the All-Atlantic Coast Conference academic team as a junior... Returned two kickoffs for touchdowns as a sophomore, becoming one of six players in the country to accomplish that feat for the year and tying an ACC record for kickoff return scores by a sophomore.

**PERSONAL:** Reid rushed for 1,746 yards and scored 18 touchdowns as a senior at Central Cabarrus High School in Concord, N.C.... Voted the Offensive Player of the Year in the South Piedmont 3-A Conference and earned his team's Most Valuable Player award... Competed in track and was the state champion in the 100 meters with a time of 10.96... Totaled 1,477 yards and 19 touchdowns as a junior... Majored in sports management at North Carolina State... Michael Lamont Reid was born on May 4, 1982, in Concord, N.C.

### REID'S REGULAR SEASON RECORD

Year	Club	G	S	UT	A	TT	S-Yds.	I-Yds.	PD	FF	FR	TD-Int.	TD-FR	S	Pts.
2005	Arizona/NYJ	10	1	16	0	16	0-0	0-0	1	0	0	0	0	0	0
2006							OUT OF FOOTBALL								
2007	Denver						NFL RE-SERVE/INJURED (PECTORAL)								
<b>CAREER TOTALS</b>		<b>10</b>	<b>1</b>	<b>16</b>	<b>0</b>	<b>16</b>	<b>0-0</b>	<b>0-0</b>	<b>1</b>	<b>0</b>	<b>0</b>	<b>0</b>	<b>0</b>	<b>0</b>	<b>0</b>
<b>BRONCOS TOTALS</b>		<b>0</b>	<b>0</b>	<b>0</b>	<b>0</b>	<b>0</b>	<b>0-0</b>	<b>0-0</b>	<b>0</b>	<b>0</b>	<b>0</b>	<b>0</b>	<b>0</b>	<b>0</b>	<b>0</b>

**ADDITIONAL STATISTICS:** Special teams tackles — 2005 (6), TOTAL (6).

### REID'S SINGLE GAME HIGHS

(Postseason in parentheses)

Interceptions — None (none). Interception return yards — None (none). Sacks — None (none). Sack yards — None (none).



**DEWAYNE ROBERTSON**  
 6-1 • 308 • 6TH YR. • KENTUCKY  
 BORN: Oct. 16, 1981, in Memphis, Tenn.  
 HIGH SCHOOL: Melrose High School, Memphis, Tenn.  
 ACQUIRED: Trade (New York Jets), 2008  
 NFL YEAR: 6th • YEAR WITH BRONCOS: 1st  
 NFL GAMES PLAYED/STARTED: 77/75 • POSTSEASON: 3/3

**DEFENSIVE TACKLE**

63



### ROBERTSON AT A GLANCE:

- A sixth-year defensive tackle who played in every game in a season four times and missed only three contests during his first five professional seasons as a member of the New York Jets.
- Saw time on 75.4 percent of the Jets' defensive snaps in 2007, 82.5 percent in 2006 and a career-high 85.8 percent in 2004.
- Started all 16 games for the Jets during the 2006, '04 and '03 seasons.
- Posted career highs in tackles (74) and sacks (4) as a 15-game starter for the Jets in 2007.
- Became the first Jets rookie defensive lineman to start every game since 1970 and the first overall defensive rookie to do so for the club since 1991 during his first season in 2003.
- Played 32 career games (31 starts) at the University of Kentucky, where he received second-team All-Southeastern Conference honors as a junior.
- Joined the Broncos on April 24, 2008, in a trade from the Jets in exchange for a conditional pick in the 2009 NFL Draft.
- Selected by the Jets in the first round (fourth overall) of the 2003 NFL Draft.

**CAREER TRANSACTIONS:** Signed by N.Y. Jets as a draft choice 7/21/03; Traded to Denver 4/24/08.

**2007:** Robertson played all 16 games (15 starts) for the fourth time in his career, posting career highs in tackles (74) and sacks (4) for the Jets... Ranked fifth on the team (second among defensive linemen) in tackles and second on the club in sacks... Saw time on 75.4 percent of New York's defensive snaps... Added one fumble recovery for the year... Registered a season-high eight tackles (2 solo) vs. Buf. (10/28) before matching that total a week later vs. Was. (11/4)... Had a personal-best 2.5 sacks vs. Pit. (11/18) for the second multiple-sack game

### ROBERTSON'S SACKS BY QUARTERBACK

\*denotes win (Robertson's teams are 8-8 in games in which he records a sack.)

QB	Sacks	Dates
Ben Roethlisberger	3	0.5 at Pit., 12/12/04, 2.5 vs. Pit., 11/18/07*
Tom Brady	2.5	1 at N.E., 10/24/04, 1 at N.E. 11/12/06*, 0.5 at N.E. 12/4/04
Brian Griese	2	vs. T.B., 10/9/05*
Drew Bledsoe	1	vs. Buf., 10/12/03*
Jon Kitna	1	vs. Det., 10/22/06*
Tony Romo	1	at Dal., 11/22/07
Michael Vick	1	at Atl., 10/24/05
Kyle Boller	0.5	vs. Bal., 11/14/04
Drew Brees	0.5	at S.D., 9/19/04*
David Carr	0.5	vs. Hou., 11/26/06*
Kerry Collins	0.5	vs. NYG, 11/2/03
Jay Fiedler	0.5	vs. Mia., 11/1/04*
Donovan McNabb	0.5	vs. Phi., 10/14/07

of his career... Recorded his fourth sack of the season, setting a personal best, at Dal. (11/22)... Notched eight stops (3 solo) at N.E. (12/16)... Recovered a fumble at Ten. (12/23) and had four tackles against the Titans.

**2006:** Robertson started all 16 games for the third time in his career and registered 62 tackles (37 solo), 2.5 sacks (16.5 yds.), one forced fumble and one fumble recovery for the Jets... Saw time on 82.5 percent of the Jets' defensive snaps... Added eight tackles (4 solo) and forced a fumble in an AFC Wild Card Game at N.E. (1/7)... Posted four consecutive games (Gms. 4-7) with at least five tackles, including six tackles (4 solo) and one sack vs. Det. (10/22)... Named AFC Defensive Player of the Week after totaling six tackles (2 solo) and one sack at N.E. (11/12)... Had five tackles vs. Chi. (11/19) and six tackles (4 solo) at Min. (12/17).

**2005:** Robertson played 13 games (12 starts) for the Jets, totaling 54 tackles (41 solo), 3.5 sacks (25.5 yds.), one pass breakup and one forced fumble... Missed the final three games of the year with a thigh injury... Recorded his first career multiple-sack game vs. T.B. (10/9) and finished with nine solo tackles in that game... Added six solo tackles and one sack at Atl. (11/6)... Posted eight tackles (4 solo) at Den. (11/20)... Had six tackles (5 solo) and half a sack at N.E. (12/4).

**2004:** Robertson started all 16 games for the second year in a row and registered 60 tackles (38 solo), three sacks (21.5 yds.) and two forced fumbles for the Jets... Saw time on 85.8 percent of New York's defensive snaps... Added 10 tackles (7 solo) and one pass breakup in two postseason starts... Collected seven tackles (5 solo) in an overtime win in an AFC Wild Card Game at S.D. (1/8)... Notched three tackles in an AFC Divisional Playoff Game at Pit. (1/15)... Recorded five tackles (3 solo), one forced fumble and half a sack at S.D. (9/19)... Posted one sack at N.E. (10/24)... Recorded half sacks vs. Mia. (11/1), vs. Bal. (11/14) and at Pit. (12/12)... Forced a fumble vs. Sea. (12/19).

**2003:** Selected by the Jets in the first round (fourth overall) of the 2003 NFL Draft, Robertson contributed 69 tackles (39 solo), 1.5 sacks (8.5 yds.) and one pass breakup as a 16-game starter during his rookie campaign... Became the first Jets rookie defensive lineman to start every game since 1970 (Marty Lyons) and their first overall defensive rookie to do so since 1991 (LB Mo Lewis)... Made his pro debut at Was. (9/4), totaling five tackles (2 solo)... Recorded nine tackles at N.E. (9/21)... Posted the first sack of his career (Drew Bledsoe) in a five-tackle effort vs. Buf. (10/12)... Added eight tackles (7 solo) and half a sack vs. NYG (11/2)... Posted 17 tackles in the team's final three games, including seven vs. Pit. (12/14).

**COLLEGE:** Robertson played 32 career games (31 starts) in three seasons at the University of Kentucky, where he recorded 114 tackles, 10.5 sacks, one fumble recovery and three forced fumbles... Named an All-America Dream Team choice by *The NFL Draft Report* and a first-team All-Southeastern Conference choice by *The Mobile Register* as a junior after he had 48 tackles, 13 quarterback pressures and one blocked kick... Also picked up second-team All-SEC honors from the league's coaches and media that year... Named to the All-SEC Freshman Team during his first year with Kentucky.

**PERSONAL:** Robertson was a four-year starter at both the defensive tackle and offensive tackle positions at Melrose High School in Memphis, Tenn.... Helped the school win the 1998 Class AAA state championship (14-1 record)... Chosen as an all-state and all-metro Memphis selection as a senior and junior... Received honorable mention All-America honors from *USA Today*... Was on Melrose's track and field team, participating in the shot put for one year... Named to the school's honor roll... Majored in general studies at Kentucky... Dewayne Robertson was born on Oct. 16, 1981, in Memphis, Tenn.

### ROBERTSON'S REGULAR SEASON RECORD

Year	Club	G	S	UT	A	TT	S-Yds.	I-Yds.	PD	FF	FR	TD-Int.	TD-FR	S	Pts.
2003	N.Y. Jets	16	16	39	30	69	1.5-8.5	0-0	1	0	0	0	0	0	0
2004	N.Y. Jets	16	16	38	22	60	3-21.5	0-0	0	2	0	0	0	0	0
2005	N.Y. Jets	13	12	41	13	54	3.5-25.5	0-0	1	1	0	0	0	0	0
2006	N.Y. Jets	16	16	37	25	62	2.5-16.5	0-0	0	1	1	0	0	0	0
2007	N.Y. Jets	16	15	33	41	74	4-33	0-0	0	0	1	0	0	0	0
<b>CAREER TOTALS</b>		<b>77</b>	<b>75</b>	<b>188</b>	<b>131</b>	<b>319</b>	<b>14.5-105</b>	<b>0-0</b>	<b>2</b>	<b>4</b>	<b>2</b>	<b>0</b>	<b>0</b>	<b>0</b>	<b>0</b>

### ROBERTSON'S POSTSEASON RECORD

Year	Club	G	S	UT	A	TT	S-Yds.	I-Yds.	PD	FF	FR	TD-Int.	TD-FR	S	Pts.
2004	N.Y. Jets	2	2	7	3	10	0-0	0-0	1	0	0	0	0	0	0
2006	N.Y. Jets	1	1	4	4	8	0-0	0-0	0	1	0	0	0	0	0
<b>CAREER TOTALS</b>		<b>3</b>	<b>3</b>	<b>11</b>	<b>7</b>	<b>18</b>	<b>0-0</b>	<b>0-0</b>	<b>1</b>	<b>1</b>	<b>0</b>	<b>0</b>	<b>0</b>	<b>0</b>	<b>0</b>

### ROBERTSON'S SINGLE-GAME HIGHS

(Postseason in parentheses)

**Sacks** — 2.5 vs. Pittsburgh, 11/18/07 (none). **Sack yards** — 16, twice, vs. Pittsburgh, 11/18/07 (none). **Interceptions** — None (none). **Interception return yards** — None (none).

### ROBERTSON'S MULTIPLE-SACK GAMES (2)

\*denotes win (Robertson's teams are 2-0 when he records more than one sack in a game.)

Date	Opponent	S-Yds.
10/9/05	vs. Tampa Bay*	2-16
11/18/07	vs. Pittsburgh*	2.5-16

### DEWAYNE ROBERTSON'S CAREER GAME-BY-GAME

(victories asterisked)

2003 N.Y. JETS (4-10)		TACKLES									
Date	Opponent	P/S	UT	A	TT	S-Yds.	I-Yds.	PD	FF	FR	
Sep 4	at Washington	S	2	3	5	0-0	0-0	0	0	0	
Sep 14	vs. Miami	S	1	0	1	0-0	0-0	0	0	0	
Sep 21	at New England	S	3	6	9	0-0	0-0	0	0	0	
Sep 28	vs. Dallas	S	3	0	3	0-0	0-0	0	0	0	
Oct 12	vs. Buffalo*	S	3	2	5	1-6	0-0	0	0	0	
Oct 19	at Houston*	S	2	3	5	0-0	0-0	0	0	0	
Oct 26	at Philadelphia	S	3	1	4	0-0	0-0	0	0	0	
Nov 2	vs. N.Y. Giants	S	7	1	8	0.5-2.5	0-0	0	0	0	
Nov 9	at Oakland*	S	2	1	3	0-0	0-0	0	0	0	
Nov 16	at Indianapolis	S	2	0	2	0-0	0-0	1	0	0	
Nov 23	vs. Jacksonville*	S	2	0	2	0-0	0-0	0	0	0	
Dec 1	vs. Tennessee*	S	2	1	3	0-0	0-0	0	0	0	
Dec 7	at Buffalo	S	0	2	2	0-0	0-0	0	0	0	
Dec 14	vs. Pittsburgh*	S	2	5	7	0-0	0-0	0	0	0	
Dec 20	vs. New England	S	3	2	5	0-0	0-0	0	0	0	
Dec 28	at Miami	S	2	3	5	0-0	0-0	0	0	0	
<b>Regular Season Totals</b>			<b>16/16</b>	<b>39</b>	<b>30</b>	<b>69</b>	<b>1.5-8.5</b>	<b>0-0</b>	<b>1</b>	<b>0</b>	<b>0</b>

2004 N.Y. JETS (10-6)		TACKLES									
Date	Opponent	P/S	UT	A	TT	S-Yds.	I-Yds.	PD	FF	FR	
Sep 12	vs. Cincinnati*	S	1	2	3	0-0	0-0	0	0	0	
Sep 19	at San Diego*	S	3	2	5	0.5-3.5	0-0	0	1	0	
Oct 3	at Miami*	S	2	2	4	0-0	0-0	0	0	0	
Oct 10	vs. Buffalo*	S	1	0	1	0-0	0-0	0	0	0	
Oct 17	vs. San Francisco*	S	0	1	1	0-0	0-0	0	0	0	
Oct 24	at New England	S	4	1	5	1-9	0-0	0	0	0	
Nov 1	vs. Miami*	S	2	2	4	0.5-3	0-0	0	0	0	
Nov 7	at Buffalo	S	4	3	7	0-0	0-0	0	0	0	
Nov 14	vs. Baltimore	S	5	2	7	0.5-3	0-0	0	0	0	
Nov 21	at Cleveland*	S	3	0	3	0-0	0-0	0	0	0	
Nov 28	at Arizona*	S	2	2	4	0-0	0-0	0	0	0	
Dec 5	vs. Houston*	S	5	0	5	0-0	0-0	0	0	0	
Dec 12	at Pittsburgh	S	2	2	4	0.5-3	0-0	0	0	0	
Dec 19	vs. Seattle*	S	2	2	4	0-0	0-0	0	1	0	
Dec 26	vs. New England	S	1	1	2	0-0	0-0	0	0	0	
Jan 2	at St. Louis	S	1	0	1	0-0	0-0	0	0	0	
<b>Regular Season Totals</b>			<b>16/16</b>	<b>38</b>	<b>22</b>	<b>60</b>	<b>3-21.5</b>	<b>0-0</b>	<b>0</b>	<b>2</b>	<b>0</b>
Jan 8	at San Diego*†	S	5	2	7	0-0	0-0	1	0	0	
Jan 15	at Pittsburgh&	S	2	1	3	0-0	0-0	0	0	0	
<b>Postseason Totals</b>			<b>2/2</b>	<b>7</b>	<b>3</b>	<b>10</b>	<b>0-0</b>	<b>0-0</b>	<b>1</b>	<b>0</b>	<b>0</b>

†AFC Wild Card Game; &AFC Divisional Playoff Game

2005 N.Y. JETS (4-12)		TACKLES									
Date	Opponent	P/S	UT	A	TT	S-Yds.	I-Yds.	PD	FF	FR	
Sep 11	at Kansas City	S	0	1	1	0-0	0-0	0	0	0	
Sep 18	vs. Miami*	S	1	1	2	0-0	0-0	0	0	0	
Sep 25	vs. Jacksonville	S	2	1	3	0-0	0-0	0	0	0	
Oct 2	at Baltimore	S	4	1	5	0-0	0-0	0	0	0	
Oct 9	vs. Tampa Bay*	S	9	0	9	2-16	0-0	0	0	0	
Oct 16	at Buffalo	S	3	2	5	0-0	0-0	0	0	0	
Oct 24	at Atlanta	S	6	0	6	1-5	0-0	0	1	0	
Nov 6	vs. San Diego	S	1	0	1	0-0	0-0	0	0	0	
Nov 13	at Carolina	S	1	1	2	0-0	0-0	1	0	0	
Nov 20	at Denver	S	4	4	8	0-0	0-0	0	0	0	
Nov 27	vs. New Orleans	S	4	1	5	0-0	0-0	0	0	0	
Dec 4	at New England	S	5	1	6	0.5-4.5	0-0	0	0	0	
Dec 11	vs. Oakland*	P	1	0	1	0-0	0-0	0	0	0	
Dec 18	at Miami					INACTIVE (THIGH)					
Dec 26	vs. New England					INACTIVE (THIGH)					
Jan 1	vs. Buffalo*					INACTIVE (THIGH)					
<b>Regular Season Totals</b>			<b>13/12</b>	<b>41</b>	<b>13</b>	<b>54</b>	<b>3.5-25.5</b>	<b>0-0</b>	<b>1</b>	<b>1</b>	<b>0</b>

2006 N.Y. JETS (10-6)

Date	Opponent	P/S	UT	A	TT	S-Yds.	I-Yds.	PD	FF	FR
Sep 10	at Tennessee*	S	3	1	4	0-0	0-0	0	0	0
Sep 17	vs. New England	S	1	1	2	0-0	0-0	0	0	0
Sep 24	at Buffalo*	S	1	1	2	0-0	0-0	0	0	0
Oct 1	vs. Indianapolis	S	4	1	5	0-0	0-0	0	0	0
Oct 8	at Jacksonville	S	4	1	5	0-0	0-0	0	0	0
Oct 15	vs. Miami*	S	4	1	5	0-0	0-0	0	0	0
Oct 22	vs. Detroit*	S	4	2	6	1-8	0-0	0	1	0
Oct 29	at Cleveland	S	3	0	3	0-0	0-0	0	0	0
Nov 12	at New England*	S	2	4	6	1.0-4	0-0	0	0	0
Nov 19	vs. Chicago	S	2	3	5	0-0	0-0	0	0	0
Nov 26	vs. Houston*	S	3	0	3	0.5-4.5	0-0	0	0	0
Dec 3	at Green Bay*	S	1	1	2	0-0	0-0	0	0	1
Dec 10	vs. Buffalo	S	0	3	3	0-0	0-0	0	0	0
Dec 17	at Minnesota*	S	4	2	6	0-0	0-0	0	0	0
Dec 25	at Miami*	S	0	2	2	0-0	0-0	0	0	0
Dec 31	vs. Oakland*	S	1	2	3	0-0	0-0	0	0	0

**Regular Season Totals** 16/16 37 25 62 2.5-16.5 0-0 0 1 1  
Jan 14 at New England† S 4 4 8 0-0 0 1 0

**Postseason Totals** 1/1 4 4 8 0-0 0-0 0 1 0  
†AFC Wild Card Game

2007 N.Y. JETS (4-12)

Date	Opponent	P/S	UT	A	TT	S-Yds.	I-Yds.	PD	FF	FR
Sep 9	vs. New England	S	4	1	5	0-0	0-0	0	0	0
Sep 16	at Baltimore	S	3	3	6	0-0	0-0	0	0	0
Sep 23	vs. Miami*	S	1	1	2	0-0	0-0	0	0	0
Sep 30	at Buffalo	S	0	2	2	0-0	0-0	0	0	0
Oct 7	at N.Y. Giants	S	2	4	6	0-0	0-0	0	0	0
Oct 14	vs. Philadelphia	S	3	1	4	0.5-2	0-0	0	0	0
Oct 21	at Cincinnati	S	3	2	5	0-0	0-0	0	0	0
Oct 28	vs. Buffalo	S	2	6	8	0-0	0-0	0	0	0
Nov 4	vs. Washington	S	3	5	8	0-0	0-0	0	0	0
Nov 18	vs. Pittsburgh*	S	0	3	3	2.5-16	0-0	0	0	0
Nov 22	at Dallas	S	2	1	3	1-15	0-0	0	0	0
Dec 2	at Miami*	S	0	1	1	0-0	0-0	0	0	0
Dec 9	vs. Cleveland	P	2	1	3	0-0	0-0	0	0	0
Dec 16	at New England	S	3	5	8	0-0	0-0	0	0	0
Dec 23	at Tennessee	S	2	2	4	0-0	0-0	0	0	1
Dec 30	vs. Kansas City*	S	3	3	6	0-0	0-0	0	0	0

**Regular Season Totals** 16/15 33 41 74 4-33 0-0 0 0 1



**RODERICK ROGERS**

6-2 • 187 • 2ND YR. • WISCONSIN

**BORN:** Sept. 7, 1984, in Stone Mountain, Ga.  
**HIGH SCHOOL:** Stephenson High School, Stone Mountain, Ga.  
**ACQUIRED:** College Free Agent, 2007  
**NFL YEAR:** 2nd • **YEAR WITH BRONCOS:** 2nd  
**NFL GAMES PLAYED/STARTED:** 2/0

43

**SAFETY**

**ROGERS AT A GLANCE:**

- A second-year safety who played in the Broncos' final two games as a rookie in 2007 after spending the first 15 weeks of the season on their practice squad.
- Joined defensive tackle Steven Harris and running back Selvin Young in 2007 as one of three college free agents to make the Broncos' active roster as rookies after competing in the club's training camp.
- Made his NFL debut on *Monday Night Football* at San Diego (12/24/07).
- Played 42 career games (26 starts) at the University of Wisconsin, where he registered 99 tackles (66 solo), five interceptions (138 yds.) and 21 pass breakups.
- Earned second-team All-Big Ten Conference honors in each of his final two years for the Badgers, including his junior campaign in which he posted a career-high three interceptions.
- Entered the NFL with Denver as a college free agent on May 2, 2007.

**CAREER TRANSACTIONS:** Signed by Denver as a college free agent 5/2/07; Waived by Denver 9/1/07; Signed by Denver (practice squad) 9/2/07; Signed by Denver (active roster) 12/18/07.



**2007:** Rogers, who entered the NFL as a college free agent with Denver on May 2, played in the final two games of the season with the Broncos... Spent the first 15 weeks of the season on the Broncos' practice squad before he was signed to their active roster on Dec. 18... Made his pro debut on *Monday Night Football* at S.D. (12/24) and saw time vs. Min. (12/30) in the season finale.

**COLLEGE:** Rogers played 42 career games (26 starts) at the University of Wisconsin, where he registered 99 tackles (66 solo), five interceptions (138 yds.), 21 passes defended and one fumble recovery... Received second-team All-Big Ten Conference honors in each of his final two seasons with the Badgers... Started all 13 games as a senior, recording 36 tackles and two interceptions... Entered his final campaign at Wisconsin rated the No. 6 free safety in the country by *The Sporting News* and appeared on the watch list for the Lott Trophy... Tied for fourth on the Badgers with 56 tackles (38 solo) while adding one fumble recovery, a career-high three interceptions and 14 passes defended as a 13-game starter as a junior... Registered 94 yards on his three interception returns, including an 84-yard touchdown return against Purdue that was the fifth longest in school history.

**PERSONAL:** Rogers was rated among the top safeties in the country by many publications at Stephenson High School in Stone Mountain, Ga... Served as team captain for two seasons... Posted 261 tackles, 13 interceptions, four forced fumbles and three fumble recoveries during his prep career... Also lettered in track and wrestling in high school and was a two-time honor roll student... Majored in African-American studies at Wisconsin... Roderick Rogers was born on Sept. 7, 1984, in Stone Mountain, Ga.

**ROGERS' REGULAR SEASON RECORD**

Year	Club	G	S	UT	A	TT	S-Yds.	I-Yds.	PD	FF	FR	TD-Int.	TD-FR	S	Pts.
2007	Denver	2	0	0	0	0	0-0	0-0	0	0	0	0	0	0	0
<b>CAREER TOTALS</b>		<b>2</b>	<b>0</b>	<b>0</b>	<b>0</b>	<b>0</b>	<b>0-0</b>	<b>0-0</b>	<b>0</b>	<b>0</b>	<b>0</b>	<b>0</b>	<b>0</b>	<b>0</b>	<b>0</b>

**ROGERS' SINGLE GAME HIGHS**

(Postseason in parentheses)

**Interceptions** — None (none). **Interception return yards** — None (none). **Sacks** — None (none). **Sack yards** — None (none).



**CLIFFORD RUSSELL**

5-11 • 195 • 6TH YR. • UTAH

**BORN:** Feb. 8, 1979, in Fayetteville, N.C.  
**HIGH SCHOOL:** Campbell High School, Ewa Beach, Hawaii  
**ACQUIRED:** Free Agent, 2008  
**NFL YEAR:** 6th • **YEAR WITH BRONCOS:** 1st  
**NFL GAMES PLAYED/STARTED:** 21/1

10

**WIDE RECEIVER**

**RUSSELL AT A GLANCE:**

- A sixth-year wide receiver in his first year with the Broncos who has totaled five career receptions for 45 yards in 21 career games (1 start) with Miami (2005-06), Cincinnati (2004) and Washington (2002-03).
- Served as the Bengals' primary kickoff returner in 2004, ranking 18th in the NFL in kickoff returns (39), 19th in kickoff return yards (872) and 20th in kickoff return average (22.4 yds.).
- Competed in Detroit's 2007 training camp in his most recent NFL action.
- Totaled two catches in three games for both Miami in 2006 and Washington in 2003.
- Spent his rookie year in 2002 on the Redskins' injured reserve list with a right knee injury.
- Started for three seasons at the University of Utah, where he finished his career ranked sixth in school history in both receptions (124) and receiving yards (1,862).
- Joined the Broncos as a future-contract signee on Dec. 31, 2007.
- Selected by Washington in the third round (87th overall) of the 2002 NFL Draft.

**CAREER TRANSACTIONS:** Signed by Washington as a draft choice 7/23/02; Placed on injured reserve (right knee) by Washington 8/15/02; Waived by Washington 8/30/04; Signed by Cincinnati 9/7/04; Waived by Cincinnati 9/30/04; Signed by Miami 10/12/05; Waived by Miami 10/18/05; Signed by Miami 11/8/05; Waived by Miami 10/17/06; Signed by Detroit 4/25/07; Waived by Detroit 9/1/07; Signed by Denver to a future contract 12/31/07.



**2007:** Russell spent the season out of football after being waived by Detroit on Sept. 1.

**2006:** Russell played three games for Miami and had two receptions for 14 yards before being waived on Oct. 17... Posted a 9-yard reception vs. Buf. (9/17) and a 5-yard grab at NYJ (10/15).

**2005:** Russell had two stints on Miami's 53-man roster and played two games for the season... Was on the Dolphins' active roster for the final eight games of the year, seeing action vs. Buf. (12/4) and at S.D. (12/11).



**2004:** Russell appeared in 13 games (1 start) with Cincinnati, serving as its primary kickoff returner... Ranked 18th in the NFL in kickoff returns (39), 19th in kickoff return yards (872) and 20th in kickoff return average (22.4 yds.)... Made one special-teams tackle... Had his lone catch of the year, a 21-yarder, at Cle. (10/17)... Made his first pro start at Pit. (10/3)... Had career highs in kickoff returns (7) and kickoff return yards (148) at Bal. (12/5)... Posted a career-best 40-yard kickoff return vs. NYG (12/26), finishing with a career-high 28.3-yard average (4-113).

**2003:** Russell played three games for the Redskins, totaling two receptions for 10 yards and one special-teams tackle while appearing on the active roster for the entire season... Made his NFL debut vs. Dal. (12/14)... Recorded one special-teams tackle at Chi. (12/21)... Caught the first two passes of his NFL career for 10 yards from Tim Hasselbeck in the fourth quarter vs. Phi. (12/27).

**2002:** Selected by Washington in the third round (87th overall) of the 2002 NFL Draft, Russell suffered a right knee injury in training camp and was placed on injured reserve on Aug. 15, ending his rookie season.

**COLLEGE:** Russell was a three-year starter at the University of Utah, finishing his career ranked sixth in school history in both receptions (124) and receiving yards (1,862)... Also totaled 10 receiving touchdowns... Earned second-team All-Mountain West Conference honors (coaches and media) as a senior, starting every game and leading the team with a career-high 53 receptions for 744 yards (14.0 avg.) with four touchdowns... Averaged 70.0 all-purpose yards per game... Appeared in eight games (6 starts) as a junior and led Utah with 37 grabs for 517 yards (14.0 avg.) with three scores to earn honorable mention all-conference honors... Appeared in nine games (8 starts) as a sophomore, ranking second on the team with 34 receptions for 601 yards (17.7 avg.) with three touchdowns.

**PERSONAL:** Russell was named all-state and was the 1996 OIA Offensive Player of the Year at Campbell High School in Ewa Beach, Hawaii... Named offensive captain and earned the league's Most Outstanding Player Award... Set school records for most yards in a game and longest touchdown run (91 yds.)... Led Campbell to the 1996 OIA championship game... Lettered in track... Loves playing the drums and started playing at the age of 11... Owner of Russell Fitness in Virginia, a personal training and sports enhancement business... Clifford Russell was born on Feb. 8, 1979, in Fayetteville, N.C.

#### RUSSELL'S REGULAR SEASON RECORD

Year	Club	G	S	RECEIVING				SCORING					2pt.	Pts.	
				No.	Yds.	Avg.	LG	TD	TD	TDp	TDrt				
2002	Washington	3	0	2	10	5.0	7	0	0	0	0	0	0		
2003	Washington	13	1	1	21	21.0	21	0	0	0	0	0	0		
2004	Cincinnati	2	0	0	0	0.0	—	0	0	0	0	0	0		
2005	Miami	3	0	2	14	7.0	9	0	0	0	0	0	0		
2006	Miami			OUT OF FOOTBALL											
2007															
CAREER TOTALS		21	1	5	45	9.0	21	0	0	0	0	0	0		

**ADDITIONAL STATISTICS:** Rushing — 2004 (3 for 15 yds., 5.0 avg., 13 LG), TOTAL (3 for 15 yds., 5.0 avg., 13 LG). Kick returns — 2004 (39 for 872 yds., 22.4 avg., 40 LG), TOTAL (39 for 872 yds., 22.4 avg., 40 LG). Special teams tackles — 2003 (1), 2004 (1), TOTAL (2). Fumbles — 2004 (1 FR), TOTAL (1 FR).

#### RUSSELL'S SINGLE GAME HIGHS

(Postseason in parentheses)

**Receptions** — 2 vs. Philadelphia, 12/27/03 (none). **Receiving yards** — 21 at Cleveland, 10/17/04 (none). **Receiving touchdowns** — None (none). **Longest reception** — 21 at Cleveland, 10/17/04 (none). **Kick returns** — 7 at Baltimore, 12/5/04 (none). **Kick return yards** — 148 at Baltimore, 12/5/04 (none). **Longest kickoff return** — 40 vs. N.Y. Giants, 12/26/04 (none).



### CECIL SAPP

5-11 • 236 • 6TH YR. • COLORADO STATE

**BORN:** Dec. 23, 1978, in Miami

**HIGH SCHOOL:** Palmetto High School, Miami

**ACQUIRED:** College Free Agent, 2003

**NFL YEAR:** 6th • **YEAR WITH BRONCOS:** 6th

**NFL GAMES PLAYED/STARTED:** 49/9 • **POSTSEASON:** 3/0



**RUNNING BACK**

#### SAPP AT A GLANCE:

- A sixth-year player who has seen action at both the fullback and running back positions while serving as a key special-teams contributor during five seasons with the Broncos.
- Scored the first three touchdowns of his career (2 rush, 1 rec.) and started a career-high eight games for Denver in 2007, posting personal bests in rushing attempts (18) and receptions (14).
- Saw time in 11 games (1 start) for Denver in 2006, finishing with a career-best 80 rushing yards (8.0 avg.) along with a 53-yard kickoff return before a left leg injury ended his year.

- Played all 16 regular-season games for the Broncos in 2005, recording five rushes for 21 yards (4.2 avg.) on offense and tying for sixth on the club with seven special-teams tackles.
- Served as the Broncos' primary kickoff returner in their AFC Wild Card Game at Indianapolis (1/9/05), totaling 86 yards on four returns (21.5 avg.) in his first career playoff action.
- Elevated to Denver's active roster two days before making his NFL debut at Green Bay (12/28/03) as a rookie, rushing 12 times for 31 yards (2.6 avg.) in that game at Lambeau Field.
- Posted the seventh-highest career rushing total (2,482 yds.) in Colorado State University history.
- Entered the NFL with the Broncos as a college free agent on May 8, 2003.

**CAREER TRANSACTIONS:** Signed by Denver as a college free agent 5/8/03; Waived by Denver 8/31/03; Signed by Denver (practice squad) 9/2/03; Signed by Denver (active roster) 12/26/03; Waived by Denver 9/5/04; Signed by Denver (practice squad) 9/7/04; Signed by Denver (active roster) 10/27/04; Placed on injured reserve (left fibular fracture) by Denver 12/4/06.



**2007:** Sapp played all 16 games (8 starts) for Denver, rushing 18 times for 59 yards (3.3 avg.) with two scores and catching 14 passes for 51 yards (3.6 avg.) with one touchdown... Three touchdowns were the first of his career and ranked fifth on the team... Was the only Bronco to score on both a rush and a reception... Helped block for an offense that ranked fifth in the NFL in yards per rush (4.6 avg.)... Added six special-teams tackles (4 kickoff, 2 punt) and two kickoff returns for 30 yards (15.0 avg.)... Scored his first career touchdown on a 4-yard run vs. Oak. (9/16) and had a career-long 16-yard reception among two grabs for a personal-best 18 yards... Scored the first receiving touchdown of his career with a 1-yard catch from Jay Cutler on *Sunday Night Football* vs. Pit. (10/21)... Registered career highs in rushes (7) and rushing yards (28) while posting one rushing touchdown at Chi. (11/25)... Recorded both of his kickoff returns (20 yds.) for the year along with a career-high three catches (4 yds.) at Oak. (12/2).

**2006:** In 11 games (1 start) with Denver, Sapp posted 80 yards on 10 carries (8.0 avg.) and eight catches for 34 yards while recording six special-teams tackles in his fourth season as a Bronco... Placed on injured reserve on Dec. 4 with a left fibular fracture suffered a day earlier against the Seahawks... Recorded his first rushing attempts of the season on *Monday Night Football* vs. Bal. (10/9) with three rushes for 10 yards... Made his first career start at Cle. (10/22) in place of fullback Kyle Johnson, finishing that game with a recovered muffed punt and one special-teams stop... Gained a career-high 39 rushing yards and posted the longest run of his career with a 28-yard scamper vs. Ind. (10/29)... Contributed two kickoff returns for 56 yards, including a career-best 53-yarder to open the second half, on *Sunday Night Football* vs. S.D. (11/19)... Hauled in Jay Cutler's first professional completion (1 yd.) and gained 24 yards on two carries on *Sunday Night Football* vs. Sea. (12/3)... Suffered a left fibular fracture on a fourth-quarter kickoff return against the Seahawks that ended his season.

**2005:** Sapp played all 16 regular-season games for the Broncos and tied for sixth on the team with seven special-teams tackles (6 solo) while adding two fumble recoveries and one forced fumble on coverage units... Saw action on offense in seven games, recording offensive statistics in three contests, and finished the year with five rushes for 21 yards (4.2 avg.) and two receptions for 17 yards (8.5 avg.)... Lone rushing attempts of the season came vs. NYJ (11/20) when he carried five times for 21 yards, including a 10-yard run... Played in both postseason games... Recovered a fumbled kickoff return to set up Jason Elam's 50-yard field goal in an AFC Divisional Playoff Game vs. N.E. (1/14)... Tied for the team lead with two special-teams stops against the Patriots... Returned a squibbed kickoff 11 yards late in the fourth quarter in the AFC Championship Game vs. Pit. (1/22) and saw action on offense... Recorded his first career reception, a 12-yarder from Jake Plummer, vs. K.C. (9/26) on *Monday Night Football*... Stopped Jets kickoff returner Justin Miller and forced a fumble that Denver recovered to set up a touchdown vs. NYJ (11/20)... Recorded five carries for 21 yards (4.2 avg.) against the Jets... Saw extended playing time at fullback at Buf. (12/17) due to an injury to Kyle Johnson... Posted a special-teams tackle and a recovered fumble on a kickoff return while seeing action at fullback vs. Oak. (12/24).

**2004:** Sapp, who was signed to Denver's active roster from its practice squad on Oct. 27 after running back Quentin Griffin was placed on injured reserve with a torn ACL (right knee), played five games and totaled four rushes for 32 yards (8.0 avg.)... Four rushing attempts all occurred in Denver's regular-season finale vs. Ind. (1/2)... Totaled 86 yards on four kickoff returns (21.5 avg.), including a 25-yarder, in the first playoff action of his career in an AFC Wild Card Game at Ind. (1/9)... Spent the first seven games of the year on Denver's practice squad before being signed to its active roster on Oct. 27... Played on offense for the first time all year vs. Mia. (12/12) when starting running back Reuben Droughns missed a few plays in the fourth quarter... Posted the first special-teams tackle of his career against the Dolphins... Returned the first kickoff of his career 34 yards and rushed four times for a career-high 32 yards (8.0 avg.), including an 18-yard run, vs. Ind. (1/2).

**2003:** Sapp, who entered the NFL with the Broncos on May 8 as a college free agent, spent most of his rookie year on Denver's practice squad... Joined Denver's active roster on Dec. 26 and saw his only action of the year two days later at G.B. (12/28), rushing 12 times for 31 yards (2.6 avg.) as a reserve... Inactive for the Broncos' AFC Wild Card Game at Ind. (1/4)... Completed training camp with Denver but was waived in the final roster cut-down on Aug. 31... Signed with the Broncos' practice squad on Sept. 2.

**COLLEGE:** Sapp attended Colorado State University, where he finished his collegiate career with 2,482 yards on 504 carries (4.9 avg.) with 28 touchdowns in 28 games... Left the school ranked seventh on its all-time rushing list (2,482 yds.)... Made a successful return to the field as a senior in 2002 after missing the previous season due

to surgery that removed a benign tumor from his right heel... Became only the 15th player in school history to rush for more than 1,000 yards in a season during his senior campaign... Scored at least two touchdowns in nine games for his career, including six two-touchdown outings as a senior.

**PERSONAL:** Sapp attended Palmetto High School in Miami, where he earned first-team all-conference and honorable mention all-state accolades in football during his senior year... Cecil Sapp was born on Dec. 23, 1978, in Miami.

### SAPP'S REGULAR SEASON RECORD

Year	Club	G	S	RUSHING				RECEIVING				SCORING					
				No.	Yds.	Avg.	LG	TD	No.	Yds.	Avg.	LG	TD	TD	TD	TD	2pt
2003	Denver	1	0	12	31	2.6	5	0	0	0	0.0	—	0	0	0	0	0
2004	Denver	5	0	4	32	8.0	18	0	0	0	0.0	—	0	0	0	0	0
2005	Denver	16	0	5	21	4.2	10	0	2	17	8.5	12	0	0	0	0	0
2006	Denver	11	1	10	80	8.0	28	0	8	34	4.3	9	0	0	0	0	0
2007	Denver	16	8	18	59	3.3	12	2	14	51	3.6	16	1	3	2	1	0
<b>CAREER TOTALS</b>		<b>49</b>	<b>9</b>	<b>49</b>	<b>223</b>	<b>4.6</b>	<b>28</b>	<b>2</b>	<b>24</b>	<b>102</b>	<b>4.3</b>	<b>16</b>	<b>1</b>	<b>3</b>	<b>2</b>	<b>1</b>	<b>0</b>

### KICKOFF RETURNS

Year	Club	No.	Yds.	Avg.	LG	TD
2003	Denver	0	0	0.0	—	0
2004	Denver	1	34	34.0	34	0
2005	Denver	2	28	14.0	20	0
2006	Denver	4	95	23.8	53	0
2007	Denver	2	30	15.0	22	0
<b>CAREER TOTALS</b>		<b>9</b>	<b>187</b>	<b>20.8</b>	<b>53</b>	<b>0</b>

**ADDITIONAL STATISTICS:** Special teams tackles — 2004 (1), 2005 (7), 2006 (6), 2007 (6), TOTAL (20). Miscellaneous tackles — 2004 (1), 2006 (1), 2007 (1), TOTAL (3). Special teams fumbles — 2005 (1 FF, 2 FR), 2006 (1 FR), TOTAL (1 FF, 3 FR).

### SAPP'S POSTSEASON RECORD

Year	Club	G	S	RUSHING				RECEIVING				SCORING					
				No.	Yds.	Avg.	LG	TD	No.	Yds.	Avg.	LG	TD	TD	TD	TD	2pt
2003	Denver	0	0	0	0	0.0	—	0	0	0	0.0	—	0	0	0	0	0
2004	Denver	1	0	0	0	0.0	—	0	0	0	0.0	—	0	0	0	0	0
2005	Denver	2	0	0	0	0.0	—	0	0	0	0.0	—	0	0	0	0	0
<b>CAREER TOTALS</b>		<b>3</b>	<b>0</b>	<b>0</b>	<b>0</b>	<b>0.0</b>	<b>—</b>	<b>0</b>	<b>0</b>	<b>0</b>	<b>0.0</b>	<b>—</b>	<b>0</b>	<b>0</b>	<b>0</b>	<b>0</b>	<b>0</b>

### KICKOFF RETURNS


Year	Club	No.	Yds.	Avg.	LG	TD
2003	Denver	0	0	0.0	—	0
2004	Denver	4	86	21.5	25	0
2005	Denver	1	11	11.0	11	0
<b>CAREER TOTALS</b>		<b>5</b>	<b>97</b>	<b>19.4</b>	<b>25</b>	<b>0</b>

**ADDITIONAL STATISTICS:** Special teams tackles — 2004 (1), 2005 (2), TOTAL (3). Special teams fumbles — 2005 (1 FR), TOTAL (1 FR).

### SAPP'S SINGLE GAME HIGHS

(Postseason in parentheses)

**Rushes** — 12 at Green Bay, 12/28/03 (none). **Rushing yards** — 39 vs. Indianapolis, 10/29/06 (none). **Longest rush** — 28 vs. Indianapolis, 10/29/06 (none). **Rushing touchdowns** — 1, twice, last at Chicago, 11/25/07 (none). **Receptions** — 3 at Oakland, 12/2/07 (none). **Receiving yards** — 18 at Oakland, 9/16/07 (none). **Longest reception** — 16 vs. Oakland, 9/16/07 (none). **Receiving touchdowns** — 1 vs. Pittsburgh, 10/21/07 (none). **Kick returns** — 2, twice, last at Oakland, 12/2/07 (4 at Indianapolis, 1/9/05). **Kick return yards** — 56 vs. San Diego, 11/19/06 (86 at Indianapolis, 1/9/05). **Longest kick return** — 53 vs. San Diego, 11/19/06 (25 at Indianapolis, 1/9/05).



**TONY SCHEFFLER**

6-5 • 250 • 3RD YR. • WESTERN MICHIGAN

**BORN:** Feb. 15, 1983, in Morenci, Mich.


**HIGH SCHOOL:** Chelsea High School, Chelsea, Mich.

**ACQUIRED:** Draft #2 (61st overall), 2006

**NFL YEAR:** 3rd • **YEAR WITH BRONCOS:** 3rd

**NFL GAMES PLAYED/STARTED:** 29/12

**88**



### TIGHT END

#### SCHEFFLER AT A GLANCE:

- A third-year tight end whose nine touchdown receptions since entering the NFL in 2006 tie for the most by a Bronco while tying for ninth in the NFL among his position group.
- Ranks sixth among NFL tight ends in receiving yards totaled during the second half of a season since 2006, posting 607 of his 835 career yards (72.7%) in the final eight games of a year.

### SCHEFFLER SOLID DOWN THE STRETCH

#### MOST RECEIVING YARDS DURING THE FINAL EIGHT GAMES OF A SEASON, NFL TIGHT ENDS, 2006-07

Player	Games	Rec.	Yds.	Avg.	TDs
1. Chris Cooley, Was.	16	72	959	13.3	6
2. Tony Gonzalez, K.C.	15	82	953	11.6	3
3. Jason Witten, Dal.	16	84	915	10.9	2
4. Antonio Gates, S.D.	16	65	853	13.1	9
Kellen Winslow, Cle.	16	78	853	10.9	2
6. <b>Tony Scheffler, Den.</b>	<b>13</b>	<b>45</b>	<b>607</b>	<b>13.5</b>	<b>7</b>

- Placed second on the Broncos in receptions (49) and receiving yards (549) in 2007, ranking 10th and 11th, respectively, in the league among his position group in those categories.
- Finished the 2007 season tied for fourth in the NFL in receptions (47) by a tight end during the last 11 weeks of the year.
- Set a Broncos record for touchdown receptions (4) by a rookie tight end in 2006 and recorded 18 catches for 286 yards (15.9 avg.) during his first professional season.
- Earned first-team All-Mid-American Conference honors twice at Western Michigan University, where he totaled the second-most career receptions (117) and receiving yards (1,345) by a tight end in school history.
- Placed fourth in voting for the John Mackey Award (nation's best tight end) as a senior at WMU in 2005, recording a career-high 57 catches for 670 yards (11.8 avg.) with nine touchdowns.
- Selected by the Broncos in the second round (61st overall) of the 2006 NFL Draft.

**CAREER TRANSACTIONS:** Signed by Denver as a draft choice 7/27/06.



**2007:** Scheffler, in his second in NFL season, played all 16 games (7 starts) and ranked second on the Broncos in receptions (49), receiving yards (542) and receiving touchdowns (5)... Placed 10th among NFL tight ends in receptions, 11th in receiving yards and tied for eighth in receiving touchdowns... Tied for fourth among league tight ends with 47 receptions during the final 11 weeks of the year, totaling 512 yards and all five of his receiving scores during that time... Became the first Broncos tight end since 2004 (Jeb Putzier) to record 500 receiving yards in a season... Notched the first 100-yard receiving game of his career (7-100, 1 TD) at Hou. (12/13), becoming the first Denver tight end to reach that mark in a game since 2003 (Shannon Sharpe)... Added a blocked punt vs. S.D. (10/7), marking the first blocked punt for Denver in four seasons (at Ind., 12/21/03)... Caught touchdown passes in consecutive weeks vs. Pit. (10/21) on *Sunday Night Football* and vs. G.B. (10/29) on *Monday Night Football*... Added six catches at Det. (11/4)... Posted a season-long 41-yard grab in a five-catch, 82-yard effort that included an acrobatic 14-yard touchdown reception at Chi. (11/25)... Enjoyed a career game with a personal-best seven catches for 100 yards with one touchdown on *Thursday Night Football* at Hou. (12/13) for the first 100-yard game of his career... Tied his career high with seven catches (52 yds., 1 TD) vs. Min. (12/30).

**2006:** Selected by the Broncos in the second round (61st overall) of the 2006 NFL Draft, Scheffler made 18 catches for 286 yards (15.9 avg.) with four touchdowns in 13 games (5 starts) as a rookie... Four touchdowns tied Rick Massie (1987) for the most receiving scores by a Broncos rookie in team history and were the most by a rookie tight end in club annals... Placed third among all NFL tight ends with 204 receiving yards (11 catches) and led that group with four touchdowns over the final four weeks of the season... Started his professional debut as the club opened in a two-tight end formation at Stl. (9/10) and caught a 9-yard pass from Jake Plummer in the second quarter that marked his first catch... Led Denver with a season-high four catches for 51 yards vs. Ind. (10/29)... Made three catches for a season-high 66 yards, including a pair of touchdowns, at S.D. (12/10)... Two touchdown catches within 48 seconds from Cutler against the Chargers tied the league mark for the fastest that two rookies produced a pair of touchdowns, equaling the mark established by Charlie Conerly and Bill Swiacki of the New York Giants in 1948... Also tied a Denver single-game record for receiving touchdowns by a rookie and became just the fifth rookie tight end in the NFL since 2000 to catch multiple touchdowns in a game with his effort against the Chargers... Caught one touchdown vs. Cin. (12/24) and vs. S.F. (12/31) to end the year.

**COLLEGE:** Scheffler was a two-time first-team All-Mid-American Conference choice at Western Michigan University, where he was a starter at tight end during his final two seasons after beginning his career as a wide receiver... Played 35 career games (21 starts), totaling 117 receptions for 1,345 yards (11.5 avg.) with 13 touchdowns... Finished his career ranked second among tight ends in both receptions and receiving yards in school history... Started all 11 games as a senior at Western Michigan, earning first-team All-MAC accolades for the second consecutive year and finishing fourth in voting for the John Mackey Award (nation's best tight end)... Set career highs in receptions (57), receiving yards (670) and receiving touchdowns (9) that year... Ranked third nationally among tight ends in receptions per game (5.18) and fifth in receiving yards per game (60.9 avg.)... Also received honorable mention All-American accolades from *College Football News* and was a two-time John Mackey National Tight End of the Week pick as a senior... Played tight end for the first time as a junior in 2004 after a switch from wide receiver and led all MAC tight ends in receptions with 53 for 570 yards (10.8 avg.) with three touchdowns in 11 games (10 starts)... Received first-team All-MAC honors that year... Limited to one game as a sophomore at WMU due to a fractured right clavicle suffered in its season opener at Michigan State... Redshirted as a true freshman.

**PERSONAL:** Scheffler attended Chelsea High School in Chelsea, Mich., where he played wide receiver on the football team... Named a *Detroit News* Dream Team selection at Chelsea, setting a school single-season record for receiving yards (1,340) in 2000... Totaled 67 catches with 16 touchdowns as a senior, helping the school post an 11-1 record... Excelled away from football, starting on the school's basketball team and earning all-state honors as a first baseman on the baseball squad... Lettered for three years (2003-05) on Western Michigan's baseball team, posting a .293 career batting average with seven home runs and 41 RBI in 79 games... Majored in marketing at Western Michigan (3.63 GPA)... Cousin of former Purdue University basketball player Steve Scheffler, who played seven seasons (1991-97) in the NBA and spent time on the Denver Nuggets in 1992... He and his wife, Richelle, have a daughter, Braiden... Resides in Chelsea, Mich.... Tony Scheffler was born on Feb. 15, 1983, in Morenci, Mich.

#### SCHEFFLER'S REGULAR SEASON RECORD

Year	Club	RECEIVING						SCORING					
		G	S	No.	Yds.	Avg.	LG	TD	TD	TD	TD	2pt	Pts.
2006	Denver	13	5	18	286	15.9	29	4	4	0	0	0	24
2007	Denver	16	7	49	549	11.2	41	5	5	0	5	0	30
<b>CAREER TOTALS</b>		<b>29</b>	<b>12</b>	<b>67</b>	<b>835</b>	<b>12.5</b>	<b>41</b>	<b>9</b>	<b>9</b>	<b>0</b>	<b>5</b>	<b>0</b>	<b>54</b>

**ADDITIONAL STATISTICS:** Miscellaneous tackles — 2006 (2), 2007 (2), TOTAL (4). Rushing — 2006 (1 for 3 yds.), TOTAL (1 for 3 yds.). Blocked Mike Scifres' punt vs. San Diego (10/7/07).

#### SCHEFFLER'S SINGLE GAME HIGHS

(Postseason in parentheses)

**Receptions** — 7, twice, last vs. Minnesota, 12/30/07 (none). **Receiving yards** — 100 at Houston, 12/13/07 (none). **Longest reception** — 41 at Chicago, 11/25/07 (none). **Receiving touchdowns** — 2 at San Diego, 12/10/06 (none).

#### SCHEFFLER'S 100-YARD RECEIVING GAMES (1)

\*denotes win (The Broncos are 0-1 when Scheffler records 100 or more yards receiving in a game.)


Date	Opponent	No.	Yds.	Avg.	LG	TD
12/13/07	at Houston	7	100	14.3	30	1

#### TONY SCHEFFLER'S CAREER GAME-BY-GAME

(victories asterisked)

2006 DENVER (9-7)		RECEIVING						SCORING	
Date	Opponent	P/S	No.	Yds.	Avg.	LG	TD	2pt	Pts.
Sep 10	at St. Louis	S	1	9	9.0	9	0	0	0
Sep 17	vs. Kansas City*	P	0	0	0.0	—	0	0	0
Sep 24	at New England*	S	0	0	0.0	—	0	0	0
Oct 9	vs. Baltimore*	P	1	7	7.0	7	0	0	0
Oct 15	vs. Oakland*	S	0	0	0.0	—	0	0	0
Oct 22	at Cleveland*	P	0	0	0.0	—	0	0	0
Oct 29	vs. Indianapolis	P	4	51	12.8	27	0	0	0
Nov 5	at Pittsburgh*	P	0	0	0.0	—	0	0	0
Nov 12	at Oakland*				INACTIVE				
Nov 19	vs. San Diego				INACTIVE				
Nov 23	at Kansas City				INACTIVE				
Dec 3	vs. Seattle	P	1	15	15.0	15	0	0	0
Dec 10	at San Diego	P	3	66	22.0	28t	2	0	12
Dec 17	at Arizona*	P	3	58	19.3	29	0	0	0
Dec 24	vs. Cincinnati*	S	2	26	13.0	25	1	0	6
Dec 31	vs. San Francisco	S	3	54	18.0	29	1	0	6
<b>Regular Season Totals</b>		<b>13/5</b>	<b>18</b>	<b>286</b>	<b>15.9</b>	<b>29</b>	<b>4</b>	<b>0</b>	<b>24</b>

2007 DENVER (7-9)		RECEIVING						SCORING	
Date	Opponent	P/S	No.	Yds.	Avg.	LG	TD	2pt	Pts.
Sep 9	at Buffalo*	P	0	0	0.0	—	0	0	0
Sep 16	vs. Oakland*	P	0	0	0.0	—	0	0	0
Sep 23	vs. Jacksonville	P	0	0	0.0	—	0	0	0
Sep 30	at Indianapolis	P	0	0	0.0	—	0	0	0
Oct 7	vs. San Diego	P	2	37	18.5	19	0	0	0
Oct 21	vs. Pittsburgh*	S	5	50	10.0	26	1	0	6
Oct 29	vs. Green Bay	S	3	28	9.3	12	1	0	6
Nov 4	at Detroit	S	6	46	7.7	15	0	0	0
Nov 11	at Kansas City*	S	4	31	7.8	12	0	0	0
Nov 19	vs. Tennessee*	P	3	38	12.7	16	0	0	0
Nov 25	at Chicago	P	5	82	16.4	41	1	0	6
Dec 2	at Oakland	P	1	17	17.0	17	0	0	0
Dec 9	vs. Kansas City*	P	4	31	7.8	13	0	0	0
Dec 13	at Houston	S	7	100	14.3	30	1	0	6
Dec 24	at San Diego	S	2	37	18.5	20	0	0	0
Dec 30	vs. Minnesota*	S	7	52	7.4	18	1	0	6
<b>Regular Season Totals</b>		<b>16/7</b>	<b>49</b>	<b>549</b>	<b>11.2</b>	<b>41</b>	<b>5</b>	<b>0</b>	<b>30</b>




## EDELL SHEPHERD

6-1 • 175 • 5TH YR. • SAN JOSE STATE

**BORN:** May 18, 1980, in Los Angeles  
**HIGH SCHOOL:** Dorsey High School, Los Angeles  
**ACQUIRED:** Free Agent, 2008  
**NFL YEAR:** 5th • **YEAR WITH BRONCOS:** 1st  
**NFL GAMES PLAYED/STARTED:** 25/0 • **POSTSEASON:** 1/0

86



#### WIDE RECEIVER

#### SHEPHERD AT A GLANCE:

- A fifth-year wide receiver and special-teams returner who enters his first season with the Broncos in 2008 after joining the club as a free agent.
- Played 25 games for his NFL career, seeing time on the rosters of Detroit (2007), Houston (2006), Tampa Bay (2003-05) and Chicago (2002-03).
- Returned 37 career kickoffs for 809 yards (21.9 avg.), serving as a primary kickoff returner for the Texans in 2006 and the Buccaneers in 2005.
- Competed in the Lions' training camp in 2007 during his most recent NFL action.
- Appeared in all 16 regular-season games for the Buccaneers in 2005, totaling career highs in receptions (6), receiving yards (103) and receiving touchdowns (1).
- Set San Jose State University single-season records for receptions (83) and receiving touchdowns (14) as a 12-game starter during his senior year.
- Joined the Broncos as free agent on March 6, 2008.
- Entered the NFL with Chicago as a college free agent on April 26, 2002.

**CAREER TRANSACTIONS:** Signed by Chicago as a college free agent 4/26/02; Waived by Chicago 9/1/02; Signed by Chicago (practice squad) 9/3/02; Waived by Chicago 10/1/02; Signed by Chicago (practice squad) 10/15/02; Placed on practice squad/injured list (ankle) by Chicago 10/29/02; Signed by Chicago to a future contract 12/31/02; Waived by Chicago 8/31/03; Signed by Tampa Bay (practice squad) 9/1/03; Signed by Tampa Bay (active roster) 12/6/03; Designated waived/injured by Tampa Bay 8/18/04; Placed on injured reserve (right foot) by Tampa Bay 8/31/04; Waived by Tampa Bay 9/2/06; Claimed off waivers by Houston 9/3/06; Waived by Houston 11/10/06; Signed by Detroit to a future contract 1/2/07; Released by Detroit 8/28/07; Signed by Denver 3/6/08.



**2007:** Shepherd competed in Detroit's training camp but spent the regular season out of the NFL after he was released on Aug. 28.

**2006:** Shepherd saw time in seven games for Houston, totaling three receptions for 22 yards (7.3 avg.) and two rushes for five yards (2.5 avg.)... Returned 17 kickoffs for 395 yards (23.2 avg.) with a 42-yard long while returning three punts for 24 yards (8.0 avg.)... Competed in training camp with Tampa Bay and was waived on Sept. 2 before Houston claimed him the next day... Played at Ind. (9/17), returning six kickoffs for a career-high 154 yards and posting a personal-best 42-yard return while adding a 7-yard catch... Notched a 41-yard kickoff return and made a 7-yard reception vs. Mia. (10/1)... Caught an 8-yard pass at Ten. (10/29).

**2005:** Shepherd played all 16 games for Tampa Bay, posting career highs in receptions (6) and receiving yards (103) while recording the first touchdown reception of his career... Served as a primary kickoff returner for the Buccaneers, totaling 20 kickoff returns for 414 yards (20.7 avg.)... Made two special-teams tackles... Added a 4-yard catch in an NFC Wild Card Game vs. Was. (1/7)... Contributed three catches for a career-high 87 yards (29.0 avg.) and his first career touchdown vs. Was. (11/13)... Hauled in a 30-yard game-winning touchdown from Chris Simms with 58 seconds remaining and also had a career-long 46-yard catch in that game against the Redskins.

**2004:** Shepherd spent the entire season on Tampa Bay's injured reserve list after suffering a right foot injury during training camp... Placed on injured reserve by the Buccaneers on Aug. 31.

**2003:** Shepherd played two games with Tampa Bay, totaling four receptions for 38 yards... Competed in Chicago's training camp but was waived on Aug. 31... Began the year on Tampa Bay's practice squad and was signed to its active roster on Dec. 6... Made his NFL debut at N.O. (12/7)... Made all four of his catches for the year at Ten. (12/28).

**2002:** Shepherd entered the NFL with Chicago as a college free agent on April 26 and spent the first month of the season on the Bears' practice squad... Placed on their practice squad/injured list (ankle) on Oct. 29... Played in NFL Europe after the year, leading the Scottish Claymores with 518 yards on 29 receptions (17.9 avg.) with four scores.

**COLLEGE:** Shepherd earned second-team All-Western Athletic Conference honors as a senior at San Jose State University, setting school records for receptions (83) and receiving touchdowns (14) that year while finishing the campaign with 1,500 yards in 12 starts... Posted a San Jose State career record with 18 touchdown catches in just two seasons... Had 42 receptions for 707 yards (16.8 avg.) with four touchdowns as a junior in 2000... Transferred to San Jose State after playing his first two collegiate seasons at West Los Angeles College.



**PERSONAL:** Shepherd lettered in football, track and field, and tennis at Dorsey High School in Los Angeles... Totaled 39 receptions for 635 receptions (16.3 avg.) with five touchdowns as a senior... Edell Eugene Shepherd was born on May 18, 1980, in Los Angeles.

### SHEPHERD'S REGULAR SEASON RECORD

Year	Club	G	S	No.	RECEIVING			No.	KICKOFF RETURNS			TD	SCORING			
					Yds.	Avg.	LG		Yds.	Avg.	LG		TDp	TDrt	2pt	Pts.
2002	Chicago															
2003	Tampa Bay	2	0	4	38	9.5	14	0	0	0.0	—	0	0	0	0	0
2004	Tampa Bay															
2005	Tampa Bay	16	0	6	103	17.2	46	1	20	41.4	20.2	40	0	1	0	6
2006	Houston	7	0	3	22	7.3	8	0	17	39.5	23.2	42	0	0	0	0
2007																
OUT OF FOOTBALL																
<b>CAREER TOTALS</b>		<b>25</b>	<b>0</b>	<b>13</b>	<b>163</b>	<b>12.5</b>	<b>46</b>	<b>1</b>	<b>37</b>	<b>80.9</b>	<b>21.9</b>	<b>42</b>	<b>0</b>	<b>1</b>	<b>0</b>	<b>0</b>

**ADDITIONAL STATISTICS:** Rushing — 2006 (2 for 5 yds., 2.5 avg., 6 LG), TOTAL (2 for 5 yds., 2.5 avg., 6 LG). Punt returns — 2006 (3 for 24 yds., 8.0 avg., 14 LG), TOTAL (3 for 24 yds., 8.0 avg., 14 LG). Special teams tackles — 2005 (2), TOTAL (2).

### SHEPHERD'S POSTSEASON RECORD

Year	Club	G	S	No.	RECEIVING			No.	KICKOFF RETURNS			TD	SCORING			
					Yds.	Avg.	LG		Yds.	Avg.	LG		TDp	TDrt	2pt	Pts.
2005	Tampa Bay	1	0	1	4	4.0	4	0	0	0.0	—	0	0	0	0	0
<b>CAREER TOTALS</b>		<b>1</b>	<b>0</b>	<b>1</b>	<b>4</b>	<b>4.0</b>	<b>4</b>	<b>0</b>	<b>0</b>	<b>0.0</b>	<b>—</b>	<b>0</b>	<b>0</b>	<b>0</b>	<b>0</b>	<b>0</b>

### SHEPHERD'S SINGLE-GAME HIGHS

(Postseason in parentheses)

**Receptions** — 4 at Tennessee, 12/28/03 (1 vs. Washington, 1/7/06). **Receiving yards** — 87 vs. Washington, 11/13/05 (4 vs. Washington, 1/7/06). **Longest reception** — 46 vs. Washington, 11/13/05 (4 vs. Washington, 1/7/06). **Receiving touchdowns** — 1 vs. Washington, 11/13/05 (none). **Kick returns** — 6, twice, last at Dallas, 10/15/06 (none). **Kick return yards** — 154 at Indianapolis, 9/17/06 (none). **Longest kick return** — 42 at Indianapolis, 9/17/06 (none).



**BRANDON STOKLEY**

5-11 • 192 • 10TH YR. • SOUTHWESTERN LA.

**BORN:** June 23, 1976, in Blacksburg, Va.

**HIGH SCHOOL:** Comeaux High School, Lafayette, La.

**ACQUIRED:** Free Agent, 2007

**NFL YEAR:** 10th • **YEAR WITH BRONCOS:** 2nd

**NFL GAMES PLAYED/STARTED:** 87/31 • **POSTSEASON:** 12/1



### WIDE RECEIVER

#### STOKLEY AT A GLANCE:

- A 10th-year player regarded as one of the most effective slot wide receivers in the NFL who enters his second season with the Broncos.
- Owns eight 100-yard receiving games along with three 40-catch seasons and one 1,000-yard receiving campaign during his NFL career with Denver (2007), Indianapolis (2003-06) and Baltimore (1999-2002).
- Played in 12 postseason games for his career and has two Super Bowl rings as a member of the 2000 Ravens (XXXV) and 2006 Colts (XLI).
- Ranked second in the NFL in first down percentage on receptions (85.0% / 34-of-40) in his first year with the Broncos in 2007 while leading the club with a 15.9-yard reception average.
- Helped Indianapolis win the AFC South title during each of his four seasons with the team from 2003-06 as a key part of an offense that led the NFL in passing (17,206 yds. / 268.8 ypg.) during that period.
- Posted career highs in receptions (68), receiving yards (1,077) and receiving touchdowns (10) with the Colts in 2004 to earn third-team All-NFL honors from *USA Today*.
- Hauled in a 38-yard touchdown for the Ravens to score the first points in Super Bowl XXXV against the New York Giants during the 2000 season.
- Finished his career at the University of Southwestern Louisiana (since renamed University of Louisiana at Lafayette) ranked ninth in NCAA history in career receiving yards (3,702) and 10th in career receptions (241).
- Joined the Broncos as a free agent on March 22, 2007.
- Selected by Baltimore in the fourth round (105th overall) of the 1999 NFL Draft.

**CAREER TRANSACTIONS:** Signed by Baltimore as a draft choice 7/29/99; Placed on injured reserve (shoulder) by Baltimore 10/25/99; Placed on injured reserve (foot) by Baltimore 11/26/02; Signed by Indianapolis as an unrestricted free agent 3/14/03; Placed on injured reserve (right Achilles' tendon) by Indianapolis 12/14/06; Released by Indianapolis 3/1/07; Signed by Denver 3/22/07.

**2007:** Stokley started a career-high nine games and saw time in 13 contests for the Broncos, leading the club with a 15.9-yard reception average while ranking second on the team with 635 receiving yards and third with 40 receptions... Tied for second on Denver with five receiving touchdowns and added a rush for a loss of six yards... Led the AFC and placed second in the NFL in first down percentage on receptions (85.0% / 34-of-40)... Totaled the second and third-longest receptions of his career with a 58-yard grab at Oak. (12/2) and a 48-yard touchdown catch vs. Ten. (11/19)... Added one 100-yard receiving game, the eighth of his career, with three receptions for 102 yards at Oak. (12/2)... Made three catches for 65 yards in his Broncos debut at Buf. (9/9), posting the 200th grab of his career with his first reception and also registering a 34-yard catch... Caught his first touchdown as a Bronco vs. Oak. (9/16) on a 9-yard pass from Jay Cutler... Had a 14-yard catch vs. S.D. (10/7) to surpass 3,000 career receiving yards before leaving the game with a head injury... Made five catches for 70 yards with one score vs. Pit. (10/21)... Paced the team with 75 yards on three catches (25.0 avg.), including a 48-yard touchdown, on *Monday Night Football* vs. Ten. (11/19)... Hauled in a 21-yard touchdown catch vs. K.C. (12/9) before being declared inactive for the final three games of the year due to a knee injury.

**2006:** Stokley played four games (1 start) for Super Bowl XLI-champion Indianapolis, recording eight catches for 85 yards with one touchdown before being placed on injured reserve on Dec. 14 with a ruptured Achilles' tendon in his right leg... Inactive for the season opener at NYG (9/10) due to an ankle injury but caught a 10-yard touchdown a week later vs. Hou. (9/17)... Had five receptions for 57 yards vs. Ten. (10/8)... Started at Jac. (12/10) and made a 10-yard catch before suffering an injury to his right Achilles' tendon.

**2005:** Stokley played 15 games (4 starts), recording 41 catches for 543 yards (13.2 avg.) with one touchdown to help Indianapolis to a 13-0 start en route to a 14-2 regular-season record... Declared inactive for the regular-season finale but returned for the club's first playoff game vs. Pit. (1/15), adding a 13-yard catch in that AFC Divisional Playoff Game... Hauled in a season-high seven balls for 83 yards at Bal. (9/11)... Made six catches for 59 yards at S.F. (10/9)... Posted another six-catch outing for 73 yards with a 21-yard touchdown in a start vs. Hou. (11/13)... Made five catches for 122 yards, including a season-long 45-yard grab, at Sea. (12/24).

**2004:** Stokley played all 16 games (3 starts) and posted career bests in catches (68), receiving yards (1,077) and touchdowns (10) for Indianapolis to earn third-team All-NFL honors from *USA Today*... Joined teammates Marvin Harrison and Reggie Wayne as 1,000-yard receivers to make the Colts one of four teams in league history with three 1,000-yard receivers in the same season—the 1980 Chargers, 1989 Redskins and 1995 Falcons are the other clubs to accomplish that feat... Recorded five 100-yard receiving games and had at least one reception in all but one regular-season game... Totaled 10 receptions for 97 yards in two playoff games... Had a playoff-high eight catches for 64 yards in an AFC Divisional Playoff Game at N.E. (1/16)... Posted four catches for 77 yards with one touchdown in the season opener at N.E. (9/9)... Made a season-high eight catches for 110 yards with two touchdowns vs. G.B. (9/26)... Compiled five catches for 132 yards with two touchdowns vs. Hou. (11/14)... Added a career-high three scores on Thanksgiving at Det. (11/25)... Started vs. Ten. (12/5), making eight catches for a personal-best 153 yards and a score... Posted 123 yards with one touchdown on seven grabs vs. S.D. (12/26)... 21-yard touchdown against the Chargers was Peyton Manning's 49th touchdown pass of the season, snapping Dan Marino's single-season NFL mark set in 1984.

**2003:** Stokley played six games (3 starts) for Indianapolis and totaled 22 catches for 211 yards with three touchdowns... Slowed early in the year due to offseason foot surgery... Contributed 11 catches for 223 yards with three touchdowns in three playoff games... Recorded four catches for 144 yards (36.0 avg.) with two scores, including an 87-yard catch-and-run touchdown, in an AFC Wild Card Game vs. Den. (1/4)... Posted four catches for 57 yards with a 29-yard touchdown in an AFC Divisional Playoff Game at K.C. (1/11)... Made his season debut vs. Hou. (10/26) after recovering from offseason foot surgery... Hauled in three balls for 34 yards at Mia. (11/2) but suffered a concussion against the Dolphins that forced him to miss a month of action... Had seven catches for 95 yards with two touchdowns vs. Atl. (12/14)... Contributed a career-best nine catches (67 yds., TD) at Hou. (12/28).

**2002:** In his final season in Baltimore, Stokley played eight games (5 starts), posting 24 catches for 357 yards with two scores... Rushed six times for 31 yards before being placed on injured reserve with a foot injury on Nov. 26... Made six catches for 83 yards as a starter in the season opener at Car. (9/8)... Recorded four catches for 57 yards as a reserve vs. T.B. (9/15)... Had two receiving scores as part of a four-catch, 78-yard outing at Cle. (10/6).

### MOVING THE CHAINS

1ST DOWN PCT., NFL, 2007					1ST DOWN PCT., BRONCOS, 1995-2007				
Player	Rec.	1st	Pct.		Player	Rec.	1st	Pct.	
1. Terrell Owens, Dal.	81	69	85.2		1. Brandon Stokley, 2007	40	34	85.0	
2. Brandon Stokley, Den.	40	34	85.0		2. Rod Smith, 1997	70	54	77.1	
3. Justin Gage, Ten.	55	45	81.8		3. Rod Smith, 2000	100	77	77.0	
4. Antonio Holmes, Pit.	52	42	80.8		4. Javon Walker, 2006	69	53	76.8	
5. Chad Johnson, Cin.	93	74	79.6		5. Jeb Putzier, 2005	37	28	75.7	

**2001:** Stokley, for the first time in his career, played all 16 games (5 starts) and posted 24 catches for 344 yards with two scores for Baltimore... Had at least one catch in 12 games, making multiple grabs in seven outings... Also rushed once for one yard... Played in both of Baltimore's postseason games, recording one catch in each... Opened the year as a starter for the Ravens' first three games... Made a season-high five catches for 68 yards as a starter at Cle. (10/21)... Added a 21-yard touchdown grab as his lone reception vs. Cle. (11/15)... Notched his second touchdown reception of the year vs. Pit. (12/16).

**2000:** Stokley contributed 11 catches for 184 yards with two touchdowns in seven games (1 start) for Baltimore... Appeared in all four of the club's postseason contests, adding seven catches for 91 yards (13.0 avg.), including a 38-yard touchdown in the Ravens' Super Bowl XXXV victory... Made three catches for 52 yards while scoring on a 38-yard touchdown grab for the game's first points in Super Bowl XXXV vs. NYG (1/28)... Declared inactive for seven of Baltimore's first eight outings... Hauled in a 14-yard touchdown as his first reception of the season at Cin. (11/5)... Posted season highs in catches (4) and receiving yards (68) vs. Cle. (11/26)... Matched his four catches the following week vs. S.D. (12/10) when he posted 55 receiving yards, including a 22-yard touchdown, against the Chargers... Started for the first time in his career in the regular-season finale vs. NYJ (12/24).

**1999:** Selected by Baltimore in the fourth round (105th overall) of the 1999 NFL Draft, Stokley played two games as a rookie before dislocating his shoulder... Placed on injured reserve on Oct. 25... Made a 28-yard scoring grab on a Scott Mitchell pass in the opener at Stl. (9/12) that was his only catch of the season... Inactive for three games before playing and dislocating his shoulder vs. K.C. (10/21), and the injury ultimately ended his season.

**COLLEGE:** Stokley played 37 career games (26 starts) at the University of Southwestern Louisiana (since renamed the University of Louisiana at Lafayette)... Averaged 100.1 receiving yards per game, posting 241 career receptions for 3,702 yards (15.4 avg.) with 25 touchdowns... Set all of the school's career receiving records and finished ranked ninth in NCAA history in career receiving yards and 10th in career receptions... Became the first player in school history to eclipse the 1,000-yard receiving plateau in a season as he surpassed that benchmark three times during his collegiate career... Had 65 catches for 1,173 yards (18.0 avg.) with eight touchdowns in 11 starts as a senior... Limited to four games during his junior campaign due to a knee injury... Started 11 games as a sophomore and set the school's single-season reception record with 81 catches for 1,160 yards with seven scores (105.5 ypg.) to earn All-Independent and All-Louisiana first-team recognition... Had 1,121 yards and nine touchdowns on 75 catches to set the NCAA Division I-A freshman record during his redshirt freshman season.

**PERSONAL:** Stokley played two years (freshman and senior years) of football at Comeaux High School in Lafayette, La.... Made 80 catches for 946 yards (11.8 avg.) to earn all-state honors as a senior... Named all-district G in basketball and baseball... Served as the spokesman for the Meningitis Foundation of America (MFA) in 2004 and has appeared on "celebrity week" on "Wheel of Fortune," earning more than \$40,000 for MFA... A Louisiana native, Stokley assisted the victims of Hurricanes Katrina and Rita by donating clothing, food and supplies to people in the Gulf Region... His father, Nelson, was the football coach at Southwestern Louisiana (currently Louisiana-Lafayette) from 1986-98 after coaching stints at Louisiana State (1968-73), Virginia Tech (1974-77) and Clemson (1980-85)... Married to Lana, and the couple has two sons—Cameron and Carson... Resides in Lafayette, La.... Brandon Stokley was born on June 23, 1976, in Blacksburg, Va.

### STOKLEY'S REGULAR SEASON RECORD

Year	Club	G	S	RECEIVING					RUSHING					SCORING				
				No.	Yds.	Avg.	LG	TD	No.	Yds.	Avg.	LG	TD	TDp	TDrt	2pt	Pts.	
1999	Baltimore	2	0	1	28	28.0	28t	1	0	0	0.0	—	0	1	0	0	6	
2000	Baltimore	7	1	11	184	16.7	32	2	1	6	6.0	6	0	2	0	0	12	
2001	Baltimore	16	5	24	344	14.3	46	2	1	1	1.0	1	0	2	0	0	12	
2002	Baltimore	8	5	24	357	14.9	35t	2	6	31	5.2	14	0	2	0	0	12	
2003	Indianapolis	6	3	22	211	9.6	37t	3	0	0	0.0	—	0	3	0	0	18	
2004	Indianapolis	16	3	68	1,077	15.8	69t	10	0	0	0.0	—	0	10	0	0	60	
2005	Indianapolis	15	4	41	543	13.2	45	1	0	0	0.0	—	0	1	0	0	6	
2006	Indianapolis	4	1	8	85	10.6	23	1	0	0	0.0	—	0	1	0	0	6	
2007	Denver	13	9	40	635	15.9	58	5	1	-6	-6.0	-6	0	5	0	0	30	
CAREER TOTALS		87	31	239	3,464	14.5	69t	27	9	32	3.6	14	0	27	0	0	162	
BRONCOS TOTALS		13	9	40	635	15.9	58	5	1	-6	-6.0	-6	0	5	0	0	30	

**ADDITIONAL STATISTICS:** Miscellaneous tackles — 2001 (4), 2002 (1), 2004 (2), 2005 (2), 2007 (2), TOTAL (11). Fumbles — 2001 (1 FR), 2004 (2 FR), TOTAL (3 FR).

### STOKLEY'S POSTSEASON RECORD

Year	Club	G	S	RECEIVING					RUSHING					SCORING				
				No.	Yds.	Avg.	LG	TD	No.	Yds.	Avg.	LG	TD	TD	TDr	TDp	TDrt	2pt
2000	Baltimore	4	1	7	91	13.0	38t	1	0	0	0.0	—	0	1	0	0	0	6
2001	Baltimore	2	0	2	38	19.0	27	0	0	0	0.0	—	0	0	0	1	0	0
2003	Indianapolis	3	0	11	223	20.3	87t	3	0	0	0.0	—	0	3	0	3	0	18
2004	Indianapolis	2	0	10	97	9.7	21	0	0	0	0.0	—	0	0	0	0	0	0
2005	Indianapolis	1	0	1	13	13.0	13	0	0	0	0.0	—	0	0	0	0	0	0
CAREER TOTALS		12	1	31	462	14.9	87t	4	0	0	0.0	—	0	4	0	4	0	24

### STOKLEY'S SINGLE GAME HIGHS

(Postseason in parentheses)

**Receptions** — 9 at Houston, 12/28/03 (8 at New England, 1/16/05). **Receiving yards** — 153 vs. Tennessee, 12/5/04 (144 vs. Denver, 1/4/04). **Longest reception** — 69t vs. Houston, 11/14/04 (87t vs. Denver, 1/4/04). **Receiving touchdowns** — 3 at Detroit, 11/25/04 (2 vs. Denver, 1/4/04). **Rushes** — 2 at Atlanta, 11/3/02 (none). **Rushing yards** — 14 at Carolina, 9/8/02 (none). **Longest rush** — 14 at Carolina, 9/8/02 (none). **Rushing touchdowns** — None (none).

### STOKLEY'S 100-YARD RECEIVING GAMES (8; INCLUDES 1 POSTSEASON)

\*denotes win (Stokley's teams are 5-3, including postseason, when he records 100 or more yards receiving in a game.)

Date	Opponent	No.	Yds.	Avg.	LG	TD
1/4/04	vs. Denver*	4	144	36.0	87t	2
9/26/04	vs. Green Bay*	8	110	13.8	34t	2
10/24/04	vs. Jacksonville	7	112	16.0	38	0
11/14/04	vs. Houston*	5	132	26.4	69t	2
12/26/04	vs. San Diego*	7	123	17.6	30	1
12/5/04	vs. Tennessee*	8	153	19.1	37	1
12/24/05	at Seattle	5	122	24.4	45	0
12/2/07	at Oakland	3	102	34.0	58	0

### STOKLEY'S REGULAR SEASON TOP FIVE

RECEIVING YARDS		RECEPTIONS	
153	— vs. Tennessee, 12/5/04 (8 rec., TD)	9	— at Houston, 12/28/03 (67 yds., TD)
132	— vs. Houston, 11/14/04 (5 rec., 2TD)	8	— vs. Tennessee, 12/5/04 (153 yds., TD)
123	— vs. San Diego, 12/26/04 (7 rec., TD)	8	— at Jacksonville, 10/3/04 (97 yds.)
122	— at Seattle, 12/24/05 (5 rec.)	8	— vs. Green Bay, 9/26/04 (110 yds., 2TD)
112	— vs. Jacksonville, 10/24/04 (7 rec.)	7	— at Baltimore, 9/11/05 (83 yds.)
		7	— vs. San Diego, 12/26/04 (123 yds., TD)
		7	— vs. Jacksonville, 10/24/04 (112 yds.)
		7	— vs. Atlanta, 12/14/03 (95 yds., 2TD)
LONGEST RECEPTIONS			
69t	— vs. Houston, 11/14/04 (5-132, 2TD)		
58	— at Oakland, 12/2/07 (3-102)		
48t	— vs. Tennessee, 11/19/07 (3-75, TD)		
46	— vs. Minnesota, 1/7/02 (2-50)		
45	— at Seattle, 12/24/05 (5-122)		
45	— at New England, 9/9/04 (4-77, TD)		

### BRANDON STOKLEY'S CAREER GAME-BY-GAME

(victories asterisked)

1999 BALTIMORE (8-8)										RECEIVING				SCORING			
Date	Opponent	P/S	No.	Yds.	Avg.	LG	TD	2pt.	Pts.								
Sep 12	at St. Louis	P	1	28	28.0	28t	1	0	6								
Sep 19	vs. Pittsburgh																
Sep 26	vs. Cleveland*																
Oct 3	at Atlanta*																
Oct 10	at Tennessee																
Oct 21	vs. Kansas City	P	0	0	0.0	—	0	0	0								
Oct 31	vs. Buffalo																
Regular Season Totals										2/0	1	28	28.0	28	1	0	6
2000 BALTIMORE (12-4)										RECEIVING				SCORING			
Date	Opponent	P/S	No.	Yds.	Avg.	LG	TD	2pt.	Pts.								
Sep 3	at Pittsburgh*																
Sep 10	vs. Jacksonville*																
Sep 17	at Miami																
Sep 24	vs. Cincinnati*																
Oct 1	at Cleveland*																
Oct 8	at Jacksonville*																
Oct 15	at Washington																
Oct 22	vs. Tennessee																
Oct 29	vs. Pittsburgh																
Nov 5	at Cincinnati*	P	1	14	14.0	14t	1	0	6								
Nov 12	at Tennessee*	P	1	15	15.0	15	0	0	0								
Nov 19	vs. Dallas*	P	1	32	32.0	32	0	0	0								
Nov 26	vs. Cleveland*	P	4	68	17.0	29	0	0	0								
Dec 10	vs. San Diego*	P	4	55	13.8	22t	1	0	6								
Dec 17	at Arizona*	P	0	0	0.0	—	0	0	0								
Dec 24	vs. N.Y. Jets*	S	0	0	0.0	—	0	0	0								
Regular Season Totals										7/1	11	184	16.7	32	2	0	12
Dec 31	vs. Denver*†	P	0	0	0.0	—	0	0	0								
Jan 7	at Tennessee*&	P	1	8	8.0	8	0	0	0								
Jan 14	at Oakland*#	P	3	31	10.3	14	0	0	0								
Jan 28	at N.Y. Giants*\$	S	3	52	17.3	38t	1	0	6								
Postseason Totals										4/1	7	91	13.0	38t	1	0	6

†AFC Wild Card Playoff Game; &AFC Divisional Playoff Game; #AFC Championship Game; \$Super Bowl XXXV

2001 BALTIMORE (10-6)											
Date	Opponent	P/S	No.	Yds.	Avg.	LG	TD	2pt.	Pts.		
Sep 9	vs. Chicago*	S	2	22	11.0	12	0	0	0		
Sep 23	at Cincinnati	S	2	19	9.5	11	0	0	0		
Sep 30	at Denver*	S	1	3	3.0	3	0	0	0		
Oct 7	vs. Tennessee*	P	0	0	0.0	—	0	0	0		
Oct 14	at Green Bay	P	3	38	12.7	20	0	0	0		
Oct 21	at Cleveland	S	5	68	13.6	20	0	0	0		
Oct 28	vs. Jacksonville*	P	0	0	0.0	—	0	0	0		
Nov 4	at Pittsburgh*	P	0	0	0.0	—	0	0	0		
Nov 12	at Tennessee*	S	1	18	18.0	18	0	0	0		
Nov 18	vs. Cleveland	P	1	21	21.0	21t	1	0	6		
Nov 25	at Jacksonville*	P	1	17	17.0	17	0	0	0		
Dec 2	vs. Indianapolis*	P	2	42	21.0	31	0	0	0		
Dec 16	vs. Pittsburgh	P	3	23	7.7	11	1	0	6		
Dec 23	vs. Cincinnati*	P	1	23	23.0	23	0	0	0		
Dec 29	at Tampa Bay	P	0	0	0.0	—	0	0	0		
Jan 7	vs. Minnesota*	P	2	50	25.0	46	0	0	0		
<b>Regular Season Totals</b>		<b>16/5</b>	<b>24</b>	<b>344</b>	<b>14.3</b>	<b>46</b>	<b>2</b>	<b>0</b>	<b>12</b>		
Jan 13	at Miami*†	P	1	11	11.0	11	0	0	0		
Jan 20	at Pittsburgh&	P	1	27	27.0	27	0	0	0		
<b>Postseason Totals</b>		<b>2/0</b>	<b>2</b>	<b>38</b>	<b>19.0</b>	<b>27</b>	<b>0</b>	<b>0</b>	<b>0</b>		
†AFC Wild Card Playoff Game; &AFC Divisional Playoff Game											

2002 BALTIMORE (7-9)											
Date	Opponent	P/S	No.	Yds.	Avg.	LG	TD	2pt.	Pts.		
Sep 8	at Carolina	S	6	83	13.8	22	0	0	0		
Sep 15	vs. Tampa Bay	P	4	57	14.3	25	0	0	0		
Sep 30	vs. Denver*	S	2	35	17.5	32	0	0	0		
Oct 6	at Cleveland*	S	4	78	19.5	35t	2	0	12		
Oct 13	at Indianapolis			INACTIVE							
Oct 20	vs. Jacksonville*	P	1	10	10.0	10	0	0	0		
Oct 27	vs. Pittsburgh	P	4	50	12.5	17	0	0	0		
Nov 3	at Atlanta	S	2	11	5.5	7	0	0	0		
Nov 10	vs. Cincinnati*	S	1	33	33.0	33	0	0	0		
Nov 17	at Miami			INACTIVE							
Nov 24	vs. Tennessee*			INACTIVE							
Dec 1	at Cincinnati*			PLACED ON INJURED RESERVE (FOOT) 11/26/02							
<b>Regular Season Totals</b>		<b>8/5</b>	<b>24</b>	<b>357</b>	<b>14.9</b>	<b>35t</b>	<b>2</b>	<b>0</b>	<b>12</b>		

2003 INDIANAPOLIS (12-4)											
Date	Opponent	P/S	No.	Yds.	Avg.	LG	TD	2pt.	Pts.		
Sep 7	at Cleveland*			INACTIVE (FOOT)							
Sep 14	vs. Tennessee*			INACTIVE (FOOT)							
Sep 21	vs. Jacksonville*			INACTIVE (FOOT)							
Sep 28	at New Orleans*			INACTIVE (FOOT)							
Oct 6	at Tampa Bay*			DID NOT PLAY							
Oct 12	vs. Carolina			DID NOT PLAY							
Oct 26	vs. Houston*	P	0	0	0.0	—	0	0	0		
Nov 2	at Miami*	P	3	34	11.3	20	0	0	0		
Nov 9	at Jacksonville			INACTIVE (CONCUSSION)							
Nov 16	vs. N.Y. Jets*			INACTIVE (CONCUSSION)							
Nov 23	at Buffalo*			INACTIVE (CONCUSSION)							
Nov 30	vs. New England			INACTIVE (CONCUSSION)							
Dec 7	at Tennessee*	P	2	10	5.0	5	0	0	0		
Dec 14	vs. Atlanta*	S	7	95	13.6	37t	2	0	12		
Dec 21	vs. Denver	S	1	5	5.0	5	0	0	0		
Dec 28	at Houston*	S	9	67	7.4	11	1	0	6		
<b>Regular Season Totals</b>		<b>6/3</b>	<b>22</b>	<b>211</b>	<b>9.6</b>	<b>37t</b>	<b>3</b>	<b>0</b>	<b>18</b>		
Jan 4	vs. Denver*†	P	4	144	36.0	87t	2	0	12		
Jan 11	at Kansas City* &	P	4	57	14.3	29t	1	0	6		
Jan 18	at New England#	P	3	22	7.3	12	0	0	0		
<b>Postseason Totals</b>		<b>3/0</b>	<b>11</b>	<b>223</b>	<b>20.3</b>	<b>87t</b>	<b>3</b>	<b>0</b>	<b>18</b>		
†AFC Wild Card Playoff Game; &AFC Divisional Playoff Game; #AFC Championship Game											

### Did You Know?

The Broncos have posted a 109-17 (.865) record since 1995 when leading after three quarters during regular-season games. During this period, Denver did not lose a game with a lead after the third quarter in the 1997 (12-0), 1998 (13-0) and 2004 (6-0) seasons.

2004 INDIANAPOLIS (12-4)											
Date	Opponent	P/S	No.	Yds.	Avg.	LG	TD	2pt.	Pts.		
Sep 9	at New England	P	4	77	19.3	45	1	0	6		
Sep 19	at Tennessee*	S	2	27	13.5	14	0	0	0		
Sep 26	vs. Green Bay*	P	8	110	13.8	34t	2	0	12		
Oct 3	at Jacksonville*	P	8	97	12.1	17	0	0	0		
Oct 10	vs. Oakland*	P	3	41	13.7	25	0	0	0		
Oct 24	vs. Jacksonville	P	7	112	16.0	38	0	0	0		
Oct 31	at Kansas City	P	2	35	17.5	21	0	0	0		
Nov 8	vs. Minnesota*	P	2	34	17.0	20	0	0	0		
Nov 14	vs. Houston*	P	5	132	26.4	69t	2	0	12		
Nov 21	at Chicago*	P	1	7	7.0	7	0	0	0		
Nov 25	at Detroit*	P	5	57	11.4	25t	3	0	18		
Dec 5	vs. Tennessee*	S	8	153	19.1	37	1	0	6		
Dec 12	at Houston*	S	3	54	18.0	34	0	0	0		
Dec 19	vs. Baltimore*	P	3	18	6.0	7	0	0	0		
Dec 26	vs. San Diego*	P	7	123	17.6	30	1	0	6		
Jan 2	at Denver	P	0	0	0.0	—	0	0	0		
<b>Regular Season Totals</b>		<b>16/3</b>	<b>68</b>	<b>1,077</b>	<b>15.8</b>	<b>69t</b>	<b>10</b>	<b>0</b>	<b>60</b>		
Jan 9	vs. Denver*†	P	2	33	16.5	21	0	0	0		
Jan 16	at New England&	P	8	64	8.0	13	0	0	0		
<b>Postseason Totals</b>		<b>2/0</b>	<b>10</b>	<b>97</b>	<b>9.7</b>	<b>21</b>	<b>0</b>	<b>0</b>	<b>0</b>		
†AFC Wild Card Playoff Game; &AFC Divisional Playoff Game											

2005 INDIANAPOLIS (14-2)											
Date	Opponent	P/S	No.	Yds.	Avg.	LG	TD	2pt.	Pts.		
Sep 11	at Baltimore*	P	7	83	11.9	28	0	0	0		
Sep 18	vs. Jacksonville*	S	2	24	12.0	20	0	0	0		
Sep 25	vs. Cleveland*	P	1	9	9.0	9	0	0	0		
Oct 2	at Tennessee*	P	0	0	0.0	—	0	0	0		
Oct 9	at San Francisco*	P	6	59	9.8	18	0	0	0		
Oct 17	vs. St. Louis*	S	4	38	9.5	16	0	0	0		
Oct 23	at Houston*	S	1	24	24.0	24	0	0	0		
Nov 7	at New England*	P	4	34	8.5	13	0	0	0		
Nov 13	vs. Houston*	S	6	73	12.2	23	1	0	6		
Nov 20	at Cincinnati*	P	2	40	20.0	24	0	0	0		
Nov 28	vs. Pittsburgh*	P	1	8	8.0	8	0	0	0		
Dec 4	vs. Tennessee*	P	0	0	0.0	—	0	0	0		
Dec 11	at Jacksonville*	P	0	0	0.0	—	0	0	0		
Dec 18	vs. San Diego	P	2	29	14.5	24	0	0	0		
Dec 24	at Seattle	P	5	122	24.4	45	0	0	0		
Jan 1	vs. Arizona*			INACTIVE (KNEE)							
<b>Regular Season Totals</b>		<b>15/4</b>	<b>41</b>	<b>543</b>	<b>13.2</b>	<b>45</b>	<b>1</b>	<b>0</b>	<b>6</b>		
Jan 15	vs. Pittsburgh&	P	1	13	13.0	13	0	0	0		
<b>Postseason Totals</b>		<b>1/0</b>	<b>1</b>	<b>13</b>	<b>13.0</b>	<b>13</b>	<b>0</b>	<b>0</b>	<b>0</b>		
&AFC Divisional Playoff Game											

2006 INDIANAPOLIS (12-4)											
Date	Opponent	P/S	No.	Yds.	Avg.	LG	TD	2pt.	Pts.		
Sep 10	at N.Y. Giants*			INACTIVE (ANKLE)							
Sep 17	vs. Houston*	P	1	10	10.0	10t	1	0	6		
Sep 24	vs. Jacksonville*			INACTIVE (ANKLE)							
Oct 1	at N.Y. Jets*			INACTIVE (ANKLE)							
Oct 8	vs. Tennessee*	P	5	57	11.4	23	0	0	0		
Oct 22	vs. Washington*			INACTIVE (KNEE)							
Oct 29	at Denver*			INACTIVE (KNEE)							
Nov 5	at New England*			INACTIVE (KNEE)							
Nov 12	vs. Buffalo*			INACTIVE (KNEE)							
Nov 19	at Dallas			INACTIVE (KNEE)							
Nov 26	vs. Philadelphia*			INACTIVE (KNEE)							
Dec 3	at Tennessee	P	1	8	8.0	8	0	0	0		
Dec 10	at Jacksonville	S	1	10	10.0	10	0	0	0		
Dec 18	vs. Cincinnati*			PLACED ON INJURED RESERVE (ACHILLES' TENDON) 12/14/06							
<b>Regular Season Totals</b>		<b>4/1</b>	<b>8</b>	<b>85</b>	<b>10.6</b>	<b>23</b>	<b>1</b>	<b>0</b>	<b>6</b>		

2007 DENVER (7-9)			RECEIVING					SCORING		
Date	Opponent	P/S	No.	Yds.	Avg.	LG	TD	2pt.	Pts.	
Sep 9	at Buffalo*	P	3	65	21.7	34	0	0	0	
Sep 16	vs. Oakland*	P	3	43	14.3	23	1	0	6	
Sep 23	vs. Jacksonville	P	3	36	12.0	16	0	0	0	
Sep 30	at Indianapolis	S	2	20	10.0	12	0	0	0	
Oct 7	vs. San Diego	S	1	14	14.0	14	0	0	0	
Oct 21	vs. Pittsburgh*	S	5	70	14.0	17	1	0	6	
Oct 29	vs. Green Bay	P	5	71	14.2	22	0	0	0	
Nov 4	at Detroit	S	4	32	8.0	18	1	0	6	
Nov 11	at Kansas City*	S	2	36	18.0	23	0	0	0	
Nov 19	vs. Tennessee*	S	3	75	25.0	48t	1	0	6	
Nov 25	at Chicago	S	5	50	10.0	15	0	0	0	
Dec 2	at Oakland	S	3	102	34.0	58	0	0	0	
Dec 9	vs. Kansas City*	S	1	21	21.0	21t	1	0	6	
Dec 13	at Houston				INACTIVE	(KNEE)				
Dec 24	at San Diego				INACTIVE	(KNEE)				
Dec 30	vs. Minnesota*				INACTIVE	(KNEE)				
Regular Season Totals			13/9	40	635	15.9	58	5	0	30





## MARCUS THOMAS

6-3 • 305 • 2ND YR. • FLORIDA

**BORN:** Sept. 23, 1985, in Yokosuka, Japan  
**HIGH SCHOOL:** Mandarin High School, Jacksonville, Fla.  
**ACQUIRED:** Draft #4 (121st overall), 2007  
**NFL YEAR:** 2nd • **YEAR WITH BRONCOS:** 2nd  
**NFL GAMES PLAYED/STARTED:** 16/5

79

### DEFENSIVE TACKLE

#### THOMAS AT A GLANCE:

- A second-year defensive tackle who played all 16 games with the Broncos as a rookie in 2007, starting five contests and posting 30 tackles, one interception and one fumble recovery.
- Caught a deflected pass in the Broncos' 2007 home opener against Oakland (9/16/07), becoming one of just two rookie defensive linemen in the NFL to post an interception that year.
- Started 30 career games during four seasons at the University of Florida and recorded consecutive 12-start campaigns for the Gators from 2004-05.
- Registered at least four sacks in each of his final three seasons at Florida, including a career-best 4.5 sacks in 2004 and four sacks during a 2006 campaign in which he played only five games.
- Earned honorable mention All-SEC recognition as a junior in 2005 after tying for second on the Gators with four sacks and adding 45 tackles (22 solo), including 10.5 tackles-for-losses.
- Tabbed a *SuperPrep* All-American as a senior at Mandarin High School in Jacksonville, Fla., recording 30 sacks during his final prep campaign.
- Selected by the Broncos in the fourth round (121st overall) of the 2007 NFL Draft.

**CAREER TRANSACTIONS:** Signed by Denver as a draft choice 7/11/07.



**2007:** Selected by the Broncos in the fourth round (121st overall) of the 2007 NFL Draft, Thomas played all 16 games (5 starts) as a rookie, totaling 30 tackles (17 solo), one interception (-2 yds.), one pass breakup and one fumble recovery... Started each of Denver's final four games... Joined Atlanta defensive tackle Trey Lewis as one of two rookie defensive linemen in the NFL to record an interception... Was one of four Broncos to record at least one interception and one fumble recovery... Made his NFL debut at Buf. (9/9) and had two tackles (1 solo) on defense while also seeing action on special teams... Posted the first interception of his NFL career vs. Oak. (9/16) when he caught a Josh McCown pass that bounced off John Lynch's shoulder pads... Also had one tackle against the Raiders... Shared the lead among the defensive linemen with four tackles at Ind. (9/30)... Assisted on two tackles in his first pro start—replacing Amon Gordon—on *Sunday Night Football* vs. Pit. (10/21)... Recorded three tackles (2 solo) at K.C. (11/11) to help limit the Chiefs to 67 yards on 22 carries (3.0 avg.)... Contributed three tackles (2 solo) on *Monday Night Football* vs. Ten. (11/19)... Registered four tackles (3 solo) and one fumble recovery on *Monday Night Football* at S.D. (12/24).

**COLLEGE:** Thomas played 41 career games (30 starts) at the University of Florida, totaling 157 tackles (93 solo), 14 sacks (85 yds.), two passes defended and two forced fumbles... Registered at least four sacks in each of his final three seasons at Florida... Played five games (4 starts) as a senior, posting four sacks (31 yds.), 26 tackles (13 solo) and one pass breakup... Named a preseason All-American and All-Southeastern Conference choice while appearing on the watch lists for the Bednarik Award, Lombardi Award and Outland Trophy... Member of Head Coach Urban Meyer's leadership committee... Received honorable mention All-SEC honors as a junior, starting all 12 games for the Gators and tying for second on the team with four sacks (20 yds.)... Had 45 tackles (22 solo), 10.5 tackles-for-losses, two forced fumbles, one pass breakup and two blocked kicks on special teams (extra point and field goal) that resulted in Florida scores as a junior... Started all 12 games as a sophomore and tied for the team lead with 4.5 sacks (25 yds.)... His 39 tackles (28 solo) that year tied for the most among Gators defensive tackles while he led that position with 644 snaps played... Saw time in 12 games (2 starts) at nose tackle as a freshman, becoming the first true freshman to start on Florida's defensive line since 1992 (Johnnie Church and David Barnard)... Also was the first Florida true freshman to see action on the team's defensive front since 2000 and was named to the *Knoxville News-Sentinel's* All-Freshman Team... Contributed a career-high 47 tackles (30 solo) during his first college season, including 1.5 sacks (9 yds.) and 3.5 tackles-for-losses.

**PERSONAL:** Thomas was a *SuperPrep* All-American as a senior at Mandarin High School in Jacksonville, Fla.... Added first-team Class 6A all-state honors as a senior, leading Mandarin with 30 sacks, a total that was two shy of the state single-season record... Played sparingly at fullback during his senior season and had a 100-yard rushing performance... Contributed 80 tackles and 15 sacks as a junior... Can do a standing backflip, which he learned as a youth participating in gymnastics... Majored in anthropology at Florida... Marcus Thomas was born on Sept. 23, 1985, in Yokosuka, Japan.

### THOMAS' REGULAR SEASON RECORD

Year	Club	G	S	UT	A	TT	S-Yds.	I-Yds.	PD	FF	FR	TD-Int.	TD-FR	S	Pts.
2007	Denver	16	5	17	13	30	0-0	1--2	1	0	1	0	0	0	0
<b>CAREER TOTALS</b>		<b>16</b>	<b>5</b>	<b>17</b>	<b>13</b>	<b>30</b>	<b>0-0</b>	<b>1--2</b>	<b>1</b>	<b>0</b>	<b>1</b>	<b>0</b>	<b>0</b>	<b>0</b>	<b>0</b>

### THOMAS' SINGLE GAME HIGHS

(Postseason in parentheses)

**Sacks** — None (none). **Sack yards** — None (none). **Interceptions** — 1 vs. Oakland, 9/16/07 (none). **Interception return yards** — -2 vs. Oakland, 9/16/07 (none).

### MARCUS THOMAS' CAREER GAME-BY-GAME

(Victories asterisked)

2007 DENVER (7-9)		TACKLES													
Date	Opponent	P/S	UT	A	TT	S-Yds.	I-Yds.	PD	FF	FR					
Sep 9	at Buffalo*	P	1	1	2	0-0	0-0	0	0	0					
Sep 16	vs. Oakland*	P	1	0	1	0-0	1--2	1	0	0					
Sep 23	vs. Jacksonville	P	1	0	1	0-0	0-0	0	0	0					
Sep 30	at Indianapolis	P	2	2	4	0-0	0-0	0	0	0					
Oct 7	vs. San Diego	P	1	1	2	0-0	0-0	0	0	0					
Oct 21	vs. Pittsburgh*	S	0	2	2	0-0	0-0	0	0	0					
Oct 29	vs. Green Bay	P	1	0	1	0-0	0-0	0	0	0					
Nov 4	at Detroit	P	0	0	0	0-0	0-0	0	0	0					
Nov 11	at Kansas City*	P	2	1	3	0-0	0-0	0	0	0					
Nov 19	vs. Tennessee*	P	2	1	3	0-0	0-0	0	0	0					
Nov 25	at Chicago	P	0	1	1	0-0	0-0	0	0	0					
Dec 2	at Oakland	P	0	1	1	0-0	0-0	0	0	0					
Dec 9	vs. Kansas City*	S	1	1	2	0-0	0-0	0	0	0					
Dec 13	at Houston	S	1	0	1	0-0	0-0	0	0	0					
Dec 24	at San Diego	S	3	1	4	0-0	0-0	0	0	1					
Dec 30	vs. Minnesota*	S	1	1	2	0-0	0-0	0	0	0					
<b>Regular Season Totals</b>			<b>16/5</b>	<b>17</b>	<b>13</b>	<b>30</b>	<b>0-0</b>	<b>1--2</b>	<b>1</b>	<b>0</b>	<b>1</b>				



## VICKIEL VAUGHN

6-0 • 213 • 2ND YR. • ARKANSAS

**BORN:** Oct. 24, 1983, in Plano, Texas  
**HIGH SCHOOL:** Plano West High School, Plano, Texas  
**ACQUIRED:** Free Agent, 2008  
**NFL YEAR:** 2nd • **YEAR WITH BRONCOS:** 1st  
**NFL GAMES PLAYED/STARTED:** 0/0

34

### SAFETY

#### VAUGHN AT A GLANCE:

- A second-year safety who enters his first season with the Broncos in 2008 after seeing his most recent NFL action in San Francisco's 2007 training camp.
- Spent his rookie year in 2006 on injured reserve with a finger injury suffered in the 49ers' final preseason game that campaign.
- Gained experience in NFL Europa during its 2007 season, seeing action in Berlin's final six games and totaling 16 tackles, one interception, five pass breakups and two special-teams stops.
- Played 49 career games (34 starts) at the University of Arkansas, finishing his collegiate career with 175 tackles (118 solo) and seven interceptions (two returned for touchdowns).
- Ranked second on the Razorbacks in tackles as a senior with 83 stops after leading the squad with 66 tackles a year earlier as a junior.
- Joined the Broncos as a future-contract signee on Dec. 31, 2007.
- Selected by San Francisco in the seventh round (254th overall) of the 2006 NFL Draft.

**CAREER TRANSACTIONS:** Signed by San Francisco as a draft choice 6/14/06; Placed on injured reserve (finger) by San Francisco 9/2/06; Waived by San Francisco 9/1/07; Signed by Denver to a future contract 12/31/07.



**2007:** Vaughn competed in training camp with San Francisco but spent the regular season out of the NFL after he was waived on Sept. 1.

**2006:** Selected by San Francisco in the seventh round (254th overall) of the 2006 NFL Draft, Vaughn spent his rookie season on the 49ers' injured reserve list with a finger injury... Suffered the injury in the 49ers' final preseason game vs. S.D. (9/1) and was placed on injured reserve on Sept. 2... Played in NFL Europa after the sea-

son, seeing time in six games with the Berlin Thunder and totaling 16 tackles, one interception, five pass breakups and two special-teams stops in those contests.

**COLLEGE:** Vaughn played 49 career games (34 starts) at the University of Arkansas, where he totaled 175 tackles (118 solo), seven interceptions (105 yds.) and nine passes defended... Also forced four fumbles and recovered one fumble... Returned two interceptions for touchdowns for his career... Placed second on the team as a senior with 83 tackles while leading the squad with four interceptions... Led the Razorbacks with 66 tackles as a junior... Played linebacker during his sophomore season.

**PERSONAL:** Vaughn was rated by *The Sporting News* as one of the country's top 25 football players and by *USA Today* as one of the nation's top 125 players at Plano West High School in Plano, Texas... Hauled in 25 passes for 414 yards (16.6 avg.) with five touchdowns as a senior wide receiver while piling up 67 tackles and six interceptions defensively... Intercepted four passes as a junior before tearing his right anterior cruciate ligament... Sisters, Rochelle and Brittney, played on the Lady Razorbacks' basketball team... Father, Ezekiel, played football with college football coach Houston Nutt at Little Rock Central... Majored in sociology at Arkansas... Is the son of Ezekiel and Vickie... Vickiel Vaughn was born on Oct. 24, 1983, in Plano, Texas.

#### VAUGHN'S REGULAR SEASON RECORD

Year	Club	G	S	UT	A	TT	S-Yds.	I-Yds.	PD	FF	FR	TD-Int.	TD-FR	S	Pts.
2006	San Francisco														
2007															
CAREER TOTALS		0	0	0	0	0	0-0	0-0	0	0	0	0	0	0	0

#### VAUGHN'S SINGLE-GAME HIGHS

(Postseason in parentheses)

Interceptions — None (none). Interception return yards — None (none). Sacks — None (none). Sack yards — None (none).



**NATE WEBSTER**

6-0 • 232 • 9TH YR. • MIAMI

**BORN:** Nov. 29, 1977, in Miami

**HIGH SCHOOL:** Northwestern High School, Miami

**ACQUIRED:** Unrestricted Free Agent (Cincinnati), 2006

**NFL YEAR:** 9th • **YEAR WITH BRONCOS:** 3rd

**NFL GAMES PLAYED/STARTED:** 86/24 • **POSTSEASON:** 5/0

**58**



**LINEBACKER**

#### WEBSTER AT A GLANCE:

- A ninth-year linebacker who is in his third season with the Broncos after joining the club as an unrestricted free agent from Cincinnati in 2006.
- Posted the first 100-tackle season of his career with Denver in 2007, ranking second on the club with 100 stops (77 solo) while scoring his first career touchdown (fumble recovery), starting a personal-best 13 games and appearing in all 16 contests for the first time in five seasons.
- Owns significant experience on special teams with 30 career tackles on coverage units.
- Contributed 13 tackles as a reserve during his first year with the Broncos in 2006 after spending most of 2005 on the Bengals' physically unable to perform list with a right knee injury.
- Signed with the Bengals as an unrestricted free agent in 2004 and led the club in tackles through the first three games of that year before a torn patella tendon in his right knee ended his season.
- Spent his first four professional seasons (2000-03) with Tampa Bay, seeing action in 63 of a possible 64 regular-season games and starting six contests during that period.
- Played in every game for a 2002 Buccaneers team that won Super Bowl XXXVII.
- Twice named All-Big East Conference at the University of Miami, where he was tabbed a second-team All-American (AP) and a finalist for the Bronko Nagurski Award as a junior.
- Joined the Broncos as an unrestricted free agent on May 2, 2006.
- Selected by Tampa Bay in the third round (90th overall) of the 2000 NFL Draft.

**CAREER TRANSACTIONS:** Signed by Tampa Bay as a draft choice 7/12/00; Signed by Cincinnati as an unrestricted free agent 3/5/04; Placed on injured reserve (right knee) by Cincinnati 9/29/04; Placed on reserve/physically unable to perform list by Cincinnati 8/30/05; Activated from reserve/physically unable to perform list by Cincinnati 11/29/05; Signed by Denver as an unrestricted free agent 5/2/06.



**2007:** Webster started a career-high 13 games with Denver and appeared in all 16 games for the first time since 2002 en route to posting the first 100-tackle season of his career with 100 stops (77 solo)... Ranked second on

the Broncos in tackles... Added one pass breakup, one forced fumble and one fumble recovery that he returned 17 yards for his first career touchdown (at K.C., 11/11)... Placed second on the club with a season-high 13 tackles (6 solo) vs. Jac. (9/23)... Led Denver with nine tackles (6 solo) on *Monday Night Football* vs. G.B. (10/29)... Had six stops (4 solo) and one fumble recovery, which he returned 17 yards for a touchdown in the third quarter, at K.C. (11/11)... Recorded his second double-digit tackle total of the year with 10 stops (9 solo) and one forced fumble at Oak. (12/2)... Posted a team-high eight solo tackles vs. K.C. (12/9) to help limit the Chiefs to 16 rushing yards on 17 carries (0.9 avg.) and 129 net yards... Eclipsed 200 career solo tackles during the game against the Chiefs... Reached 100 tackles for his Broncos career with three stops at Hou. (12/13)... Recorded his lone pass breakup of the year in an eight-tackle game on *Monday Night Football* at S.D. (12/24).

**2006:** In his first season with the Broncos, Webster played three games (2 starts) and contributed 13 tackles (7 solo)... Replaced Ian Gold (hamstring) in the starting lineup at Oak. (11/12) and Al Wilson (thumb and back) as a starter in the season finale vs. S.F. (12/31)... Inactive for 12 games and dressed but did not play at S.D. (12/10)... Declared inactive for the first eight games before making his Broncos debut as a starter at Oak. (11/12), a game in which he made five tackles (2 solo)... Replaced Wilson as the starting middle linebacker in the season finale vs. S.F. (12/31) and recorded a season-high eight tackles (5 solo) in that role.

**2005:** Webster began the season on the Bengals' physically unable to perform list with the right knee injury that forced him to be placed on injured reserve in 2004... Activated by the Bengals on Nov. 29 and played one game for the club, making three tackles vs. Buf. (12/24)... Inactive for five games—the three contests before the game against Buffalo, the regular-season finale at K.C. (1/1) and the Bengals' AFC Wild Card Game loss vs. Pit. (1/8).

**2004:** Webster led the Bengals in tackles (26) through the first three games of the year as their starting middle linebacker... Suffered a torn patella tendon in his right knee in the third game of the season vs. Bal. (9/29) and was placed on injured reserve on Sept. 29... Had one sack (8 yds.), two pass breakups, one forced fumble and one fumble recovery before the injury... Made seven tackles in his Bengals debut at NYJ (9/12)... Added a team-high 12 tackles (8 solo), one sack and two pass breakups vs. Mia. (9/19)... Played late into the fourth quarter vs. Bal. (9/26), making seven tackles along with forcing and recovering one fumble, before suffering a torn right patella tendon.

**2003:** Webster played 15 games (5 starts) for Tampa Bay, placing seventh on the club with a career-high 66 tackles (40 solo), including the first regular-season sack (9 yds.) of his NFL career... Added one fumble recovery and two special-teams tackles... Part of a defense that shut out its opponents twice and limited them to less than 14 points eight times on the year with seven of those occurring when Webster was in the lineup... Started the first five games of the season, filling in for an injured Shelton Quarles... Paced the club with 10 tackles (8 solo) and added one fumble recovery on *Monday Night Football* at Phi. (9/8)... Led the team with 15 tackles (7 solo) vs. Car. (9/14)... Recorded his first career regular-season sack at Atl. (9/21) when he dropped Doug Johnson for a 9-yard loss... Had 10 tackles in consecutive games on *Monday Night Football* vs. Ind. (10/6) and at Was. (10/12)... Missed the first game of his career vs. NYG (11/24) due to a left toe injury.

**2002:** Webster played all 16 regular-season games and all three playoff contests for Tampa Bay, helping the club win Super Bowl XXXVII for the franchise's first-ever World Championship... Registered 33 tackles (23 solo) on defense and placed fourth on the team with 16 stops (12 solo) on special teams... Added three solo tackles, one pass defended and four special-teams tackles in the postseason... Contributed to the team leading the NFL in scoring defense (12.3 ppg.) as the Buccaneers recorded two shutouts and limited opponents to 10 or fewer points nine times... Defense also led the league in fewest yards allowed (252.8 ypg.)... Made a tackle on defense and three special-teams stops in an NFC Divisional Playoff Game vs. S.F. (1/12)... Added two defensive stops and one special-teams tackle in the Super Bowl XXXVII victory vs. Oak. (1/26)... Posted a season-best seven tackles (6 solo) vs. Atl. (12/8)... Forced out early at Det. (12/15) with a right knee sprain.

**2001:** Webster played all 16 regular-season games for Tampa Bay, including his first NFL start vs. Phi. (1/6) in the regular-season finale... Placed 10th on the team with 53 tackles (34 solo) and added six passes defended and nine special-teams stops... Saw action on defense and special teams in an NFC Wild Card Game at Phi. (1/12)... Posted a season-high nine tackles (4 solo) and defended a pass at Ten. (10/14)... Matched his season-high nine tackles (4 solo) in his first career start in the regular-season finale vs. Phi. (1/6).

**2000:** Selected by Tampa Bay in the third round (90th overall) of the 2000 NFL Draft, Webster played all 16 regular-season games and one playoff contest as a rookie... Finished the regular season with 32 tackles (18 solo), one pass defended and two special-teams tackles... Blocked a punt vs. Det. (10/19)... Recorded four tackles (3 solo), including sharing a sack with Al Singleton for no loss in an NFC Wild Card Game at Phi. (12/31)... Made his professional debut, seeing action mainly on special teams, at N.E. (9/3)... Saw increased playing time at Was. (10/1) due to an injury to starting middle linebacker Jamie Duncan and made three tackles (2 solo) in that game... Racked up a season-high six tackles (4 solo) at Min. (10/9)... Made three tackles (1 solo) and blocked a John Jett punt vs. Det. (10/19) that was recovered by the Lions in their end zone for a safety.

**COLLEGE:** Webster was a two-time All-Big East Conference selection in three seasons at the University of Miami, where he recorded 301 career tackles (178 solo) and seven sacks... Started 22 games for his career and posted consecutive 100-tackle campaigns as a sophomore and junior... Started all 12 games during his final season as a junior before entering the 2000 NFL Draft... Named a second-team All-American by the Associated Press and a finalist for the Bronko Nagurski Award (nation's best defensive player) after leading UM with 150 tackles (92 solo) and 19 tackles-for-losses as a junior... Earned the Big East Defensive Player of the Week award four times as a junior... Recorded 11 tackles and two interceptions in Miami's 33-3 win over Pittsburgh, becoming the first Hurricanes linebacker since 1979 to record two interceptions in the same game... Posted a season-high 20 tackles (14 solo) and one sack against Penn State... Placed second on the squad with 134 tackles (75 solo) and

added 10 tackles-for-losses in his first season as a starter during his sophomore campaign... Saw action in six contests as a freshman before an elbow injury forced him to the sideline for the final four outings of the year.

**PERSONAL:** Webster lettered four years in football at Northwestern High School in Miami, where he earned first-team *Parade* All-America honors and second-team *USA Today* All-America honors as a senior... Led Northwestern to the state 6A championship, totaling 187 tackles (34 for losses), 12 sacks, 20 forced fumbles and five fumble recoveries that season... Averaged 130 tackles per season during his four-year high school career... First cousin of former New Orleans Saints running back Troy Davis... Majored in liberal arts at the University of Miami... Works with American Group Home in the community... Has three children—Daughter Nia and sons Nate III and Nate IV... Resides in Miami during the offseason... Nathaniel Webster Jr. was born on Nov. 29, 1977, in Miami.

#### WEBSTER'S REGULAR SEASON RECORD

Year	Club	G	S	UT	A	TT	S-Yds.	I-Yds.	PD	FF	FR	TD-Int.	TD-FR	S	Pts.
2000	Tampa Bay	16	0	18	14	32	0-0	0-0	1	0	0	0	0	0	0
2001	Tampa Bay	16	1	34	19	53	0-0	0-0	6	0	0	0	0	0	0
2002	Tampa Bay	16	0	23	10	33	0-0	0-0	0	0	0	0	0	0	0
2003	Tampa Bay	15	5	40	26	66	1-9	0-0	0	0	1	0	0	0	0
2004	Cincinnati	3	3	17	9	26	1-8	0-0	2	1	1	0	0	0	0
2005	Cincinnati	1	0	0	3	3	0-0	0-0	0	0	0	0	0	0	0
2006	Denver	3	2	7	6	13	0-0	0-0	0	0	0	0	0	0	0
2007	Denver	16	13	77	23	100	0-0	0-0	1	1	1	0	1	0	6
<b>CAREER TOTALS</b>		<b>86</b>	<b>24</b>	<b>216</b>	<b>110</b>	<b>326</b>	<b>2-17</b>	<b>0-0</b>	<b>10</b>	<b>2</b>	<b>3</b>	<b>0</b>	<b>1</b>	<b>0</b>	<b>6</b>
<b>BRONCOS TOTALS</b>		<b>19</b>	<b>15</b>	<b>84</b>	<b>29</b>	<b>113</b>	<b>0-0</b>	<b>0-0</b>	<b>1</b>	<b>1</b>	<b>1</b>	<b>0</b>	<b>1</b>	<b>0</b>	<b>6</b>

**ADDITIONAL STATISTICS:** Special teams tackles — 2000 (2), 2001 (9), 2002 (16), 2003 (2), 2007 (1), TOTAL (30). Blocked John Jett's punt vs. Detroit (10/19/00). Returned a fumble 17 yards for a touchdown at Kansas City (11/11/07).

#### WEBSTER'S POSTSEASON RECORD

Year	Club	G	S	UT	A	TT	S-Yds.	I-Yds.	PD	FF	FR	TD-Int.	TD-FR	S	Pts.
2000	Tampa Bay	1	0	3	1	4	0.5-0	0-0	0	0	0	0	0	0	0
2001	Tampa Bay	1	0	0	0	0	0-0	0-0	0	0	0	0	0	0	0
2002	Tampa Bay	3	0	3	0	3	0-0	0-0	1	0	0	0	0	0	0
2005	Cincinnati	0	0	0	0	0	0-0	0-0	0	0	0	0	0	0	0
<b>CAREER TOTALS</b>		<b>5</b>	<b>0</b>	<b>6</b>	<b>1</b>	<b>7</b>	<b>0.5-0</b>	<b>0-0</b>	<b>1</b>	<b>0</b>	<b>0</b>	<b>0</b>	<b>0</b>	<b>0</b>	<b>0</b>

**ADDITIONAL STATISTICS:** Special teams tackles — 2002 (4), TOTAL (4).

#### WEBSTER'S SINGLE GAME HIGHS

(Postseason in parentheses)

**Sacks** — 1, twice, last vs. Miami, 9/19/04 (0.5 at Philadelphia, 12/31/00). **Sack yards** — 9 at Atlanta, 9/21/03 (0 at Philadelphia, 12/31/00). **Interceptions** — None (none). **Interception return yards** — None (none).

#### NATE WEBSTER'S CAREER GAME-BY-GAME

(Victories asterisked)

2000 TAMPA BAY (10-6)		TACKLES													
Date	Opponent	P/S	UT	A	TT	S-Yds.	I-Yds.	PD	FF	FR					
Sep 3	at New England*	P	0	0	0	0-0	0-0	0	0	0					
Sep 10	vs. Chicago*	P	0	0	0	0-0	0-0	0	0	0					
Sep 17	at Detroit*	P	0	0	0	0-0	0-0	0	0	0					
Sep 24	vs. N.Y. Jets	P	0	0	0	0-0	0-0	0	0	0					
Oct 1	at Washington	P	2	1	3	0-0	0-0	0	0	0					
Oct 9	at Minnesota	P	4	2	6	0-0	0-0	0	0	0					
Oct 19	vs. Detroit	P	1	2	3	0-0	0-0	0	0	0					
Oct 29	vs. Minnesota*	P	0	1	1	0-0	0-0	1	0	0					
Nov 5	at Atlanta*	P	2	3	5	0-0	0-0	0	0	0					
Nov 12	vs. Green Bay*	P	0	1	1	0-0	0-0	0	0	0					
Nov 19	at Chicago	P	0	1	1	0-0	0-0	0	0	0					
Nov 26	vs. Buffalo*	P	0	0	0	0-0	0-0	0	0	0					
Dec 3	vs. Dallas*	P	3	1	4	0-0	0-0	0	0	0					
Dec 10	at Miami*	P	1	1	2	0-0	0-0	0	0	0					
Dec 18	vs. St. Louis*	P	3	0	3	0-0	0-0	0	0	0					
Dec 24	at Green Bay	P	2	1	3	0-0	0-0	0	0	0					
<b>Regular Season Totals</b>		<b>16/0</b>	<b>18</b>	<b>14</b>	<b>32</b>	<b>0-0</b>	<b>0-0</b>	<b>1</b>	<b>0</b>	<b>0</b>					
Dec 31	at Philadelphia†	P	3	1	4	0.5-0	0-0	0	0	0					
<b>Postseason Totals</b>		<b>1/0</b>	<b>3</b>	<b>1</b>	<b>4</b>	<b>0.5-0</b>	<b>0-0</b>	<b>0</b>	<b>0</b>	<b>0</b>					

†NFC Wild Card Playoff Game

#### DID YOU KNOW?

The Broncos have posted a 37-9 (.804) record at home in divisional play since 1995 that ties for the best such mark in the NFL. Green Bay also owns a 37-9 record against divisional foes at home during the last 13 seasons.

2001 TAMPA BAY (9-7)		TACKLES													
Date	Opponent	P/S	UT	A	TT	S-Yds.	I-Yds.	PD	FF	FR					
Sep 9	at Dallas*	P	1	0	1	0-0	0-0	2	0	0					
Sep 30	at Minnesota	P	2	0	2	0-0	0-0	1	0	0					
Oct 7	vs. Green Bay*	P	4	1	5	0-0	0-0	1	0	0					
Oct 14	at Tennessee	P	4	5	9	0-0	0-0	1	0	0					
Oct 21	vs. Pittsburgh	P	3	0	3	0-0	0-0	0	0	0					
Oct 28	vs. Minnesota*	P	1	0	1	0-0	0-0	0	0	0					
Nov 4	at Green Bay	P	0	0	0	0-0	0-0	0	0	0					
Nov 11	at Detroit*	P	2	2	4	0-0	0-0	0	0	0					
Nov 18	vs. Chicago	P	2	0	2	0-0	0-0	0	0	0					
Nov 26	at St. Louis*	P	0	0	0	0-0	0-0	0	0	0					
Dec 2	at Cincinnati*	P	3	1	4	0-0	0-0	0	0	0					
Dec 9	vs. Detroit*	P	1	2	3	0-0	0-0	0	0	0					
Dec 16	at Chicago	P	2	3	5	0-0	0-0	0	0	0					
Dec 23	vs. New Orleans*	P	1	0	1	0-0	0-0	0	0	0					
Dec 29	vs. Baltimore*	P	4	0	4	0-0	0-0	1	0	0					
Jan 6	vs. Philadelphia	S	4	5	9	0-0	0-0	0	0	0					
<b>Regular Season Totals</b>		<b>16/1</b>	<b>34</b>	<b>19</b>	<b>53</b>	<b>0-0</b>	<b>0-0</b>	<b>6</b>	<b>0</b>	<b>0</b>					
Jan 12	at Philadelphia†	P	0	0	0	0-0	0-0	0	0	0					
<b>Postseason Totals</b>		<b>1/0</b>	<b>0</b>	<b>0</b>	<b>0</b>	<b>0-0</b>	<b>0-0</b>	<b>0</b>	<b>0</b>	<b>0</b>					

†NFC Wild Card Playoff Game

2002 TAMPA BAY (12-4)		TACKLES													
Date	Opponent	P/S	UT	A	TT	S-Yds.	I-Yds.	PD	FF	FR					
Sep 8	vs. New Orleans	P	1	0	1	0-0	0-0	0	0	0					
Sep 15	at Baltimore*	P	0	2	2	0-0	0-0	0	0	0					
Sep 23	vs. St. Louis*	P	1	1	2	0-0	0-0	0	0	0					
Sep 29	at Cincinnati*	P	2	1	3	0-0	0-0	0	0	0					
Oct 6	at Atlanta*	P	1	1	2	0-0	0-0	0	0	0					
Oct 13	vs. Cleveland*	P	1	0	1	0-0	0-0	0	0	0					
Oct 20	at Philadelphia	P	1	1	2	0-0	0-0	0	0	0					
Oct 27	at Carolina*	P	2	0	2	0-0	0-0	0	0	0					
Nov 3	vs. Minnesota*	P	2	0	2	0-0	0-0	0	0	0					
Nov 17	vs. Carolina*	P	0	0	0	0-0	0-0	0	0	0					
Nov 24	vs. Green Bay*	P	1	1	2	0-0	0-0	0	0	0					
Dec 1	at New Orleans	P	0	1	1	0-0	0-0	0	0	0					
Dec 8	vs. Atlanta*	P	6	1	7	0-0	0-0	0	0	0					
Dec 15	at Detroit*	P	2	0	2	0-0	0-0	0	0	0					
Dec 23	vs. Pittsburgh	P	3	1	4	0-0	0-0	0	0	0					
Dec 29	at Chicago*	P	0	0	0	0-0	0-0	0	0	0					
<b>Regular Season Totals</b>		<b>16/0</b>	<b>23</b>	<b>10</b>	<b>33</b>	<b>0-0</b>	<b>0-0</b>	<b>0</b>	<b>0</b>	<b>0</b>					
Jan 12	vs. San Francisco* <sup>#</sup>	P	1	0	1	0-0	0-0	0	0	0					
Jan 19	at Philadelphia* <sup>#</sup>	P	0	0	0	0-0	0-0	1	0	0					
Jan 26	vs. Oakland* <sup>\$</sup>	P	2	0	2	0-0	0-0	0	0	0					
<b>Postseason Totals</b>		<b>3/0</b>	<b>3</b>	<b>0</b>	<b>3</b>	<b>0-0</b>	<b>0-0</b>	<b>1</b>	<b>0</b>	<b>0</b>					

\*NFC Divisional Playoff Game; <sup>#</sup>NFC Championship Game; <sup>\$</sup>Super Bowl XXXVII

2003 TAMPA BAY (7-9)			TACKLES													
Date	Opponent	P/S	UT	A	TT	S-Yds.	I-Yds.	PD	FF	FR						
Sep 8	at Philadelphia*	S	8	2	10	0-0	0-0	0	0	1						
Sep 14	vs. Carolina	S	7	8	15	0-0	0-0	0	0	0						
Sep 21	at Atlanta*	S	4	3	7	1-9	0-0	0	0	0						
Oct 6	vs. Indianapolis	S	5	5	10	0-0	0-0	0	0	0						
Oct 12	at Washington*	S	6	4	10	0-0	0-0	0	0	0						
Oct 19	at San Francisco	P	2	2	4	0-0	0-0	0	0	0						
Oct 26	vs. Dallas*	P	1	1	2	0-0	0-0	0	0	0						
Nov 2	vs. New Orleans	P	3	0	3	0-0	0-0	0	0	0						
Nov 9	at Carolina	P	0	0	0	0-0	0-0	0	0	0						
Nov 16	vs. Green Bay	P	1	0	1	0-0	0-0	0	0	0						
Nov 24	vs. N.Y. Giants*	INACTIVE														
Nov 30	at Jacksonville	P	0	0	0	0-0	0-0	0	0	0						
Dec 7	at New Orleans*	P	0	0	0	0-0	0-0	0	0	0						
Dec 14	vs. Houston*	P	0	0	0	0-0	0-0	0	0	0						
Dec 20	vs. Atlanta	P	1	1	2	0-0	0-0	0	0	0						
Dec. 28	at Tennessee	P	2	0	2	0-0	0-0	0	0	1						
Regular Season Totals			15/5	40	26	66	1-9	0-0	0	0	1					



**2005 CINCINNATI (11-5)**

TACKLES										
Date	Opponent	P/S	UT	A	TT	S-Yds.	I-Yds.	PD	FF	FR
Games 1-11										
Dec 4	at Pittsburgh*									
Dec 11	vs. Cleveland*									
Dec 18	at Detroit*									
Dec 24	vs. Buffalo	P	0	3	3	0-0	0-0	0	0	0
Jan 1	at Kansas City									
Regular Season Totals		1/0	0	3	3	0-0	0-0	0	0	0
Dec 31	vs. Pittsburgh†									

**Postseason Totals**

AFC Wild Card Playoff Game

**2006 DENVER (9-7)**

TACKLES										
Date	Opponent	P/S	UT	A	TT	S-Yds.	I-Yds.	PD	FF	FR
Sep 10	at St. Louis									
Sep 17	vs. Kansas City*									
Sep 24	at New England*									
Oct 9	vs. Baltimore*									
Oct 15	vs. Oakland*									
Oct 22	at Cleveland*									
Oct 29	vs. Indianapolis									
Nov 5	at Pittsburgh*									
Nov 12	at Oakland*	S	2	3	5	0-0	0-0	0	0	0
Nov 19	vs. San Diego	P	0	0	0	0-0	0-0	0	0	0
Nov 23	at Kansas City									
Dec 3	vs. Seattle									
Dec 10	at San Diego									
Dec 17	at Arizona*									
Dec 24	vs. Cincinnati*									
Dec 31	vs. San Francisco	S	5	3	8	0-0	0-0	0	0	0
Regular Season Totals		3/2	7	6	13	0-0	0-0	0	0	0

**2007 DENVER (7-9)**

TACKLES										
Date	Opponent	P/S	UT	A	TT	S-Yds.	I-Yds.	PD	FF	FR
Sep 9	at Buffalo*	S	5	1	6	0-0	0-0	0	0	0
Sep 16	vs. Oakland*	S	5	1	6	0-0	0-0	0	0	0
Sep 23	vs. Jacksonville	S	6	7	13	0-0	0-0	0	0	0
Sep 30	at Indianapolis	S	5	0	5	0-0	0-0	0	0	0
Oct 7	vs. San Diego	S	5	0	5	0-0	0-0	0	0	0
Oct 21	vs. Pittsburgh*	S	3	4	7	0-0	0-0	0	0	0
Oct 29	vs. Green Bay	S	6	3	9	0-0	0-0	0	0	0
Nov 4	at Detroit	S	1	1	2	0-0	0-0	0	0	0
Nov 11	at Kansas City*	P	4	2	6	0-0	0-0	0	0	1
Nov 19	vs. Tennessee*	S	4	0	4	0-0	0-0	0	0	0
Nov 25	at Chicago	S	5	0	5	0-0	0-0	0	0	0
Dec 2	at Oakland	S	9	1	10	0-0	0-0	0	1	0
Dec 9	vs. Kansas City*	S	8	0	8	0-0	0-0	0	0	0
Dec 13	at Houston	P	3	0	3	0-0	0-0	0	0	0
Dec 24	at San Diego	S	7	1	8	0-0	0-0	1	0	0
Dec 30	vs. Minnesota*	P	1	2	3	0-0	0-0	0	0	0
Regular Season Totals		16/13	77	23	100	0-0	0-0	1	1	1



**CASEY WIEGMANN**

6-2 • 285 • 13TH YR. • IOWA

BORN: July 20, 1973, in Parkersburg, Iowa

HIGH SCHOOL: Aplington-Parkersburg High School, Parkersburg, Iowa

ACQUIRED: Unrestricted Free Agent (Kansas City), 2008

NFL YEAR: 13th • YEAR WITH BRONCOS: 1st

NFL GAMES PLAYED/STARTED: 163/136 • POSTSEASON: 2/2

62

**CENTER**

**WIEGMANN AT A GLANCE:**

- A 13th-year center who enters his first season with the Broncos having played every possible regular season and postseason snap (7,062) since early in 2001 campaign, marking the longest active streak among NFL offensive linemen.
- Spent the last seven seasons (2001-07) with Kansas City, compiling a 111-game start streak in the regular season that is the longest active streak among league centers and ranks third among all NFL offensive linemen.

- Blocked for a Chiefs offense that ranked second in the NFL in total offense (40,042 yds.), first in rushing touchdowns (154) and sixth in rushing offense (14,377 yds.) from 2001-07.
- Helped Kansas City total five individual 1,000-yard rushing seasons (all above 1,400 yds.) during his seven seasons with the club.
- Cleared the way for Chiefs running back Larry Johnson to rank second in the NFL in rushing in 2006 (franchise-record 1,789 yds.) and contributed to Kansas City rusher Priest Holmes setting an NFL single-season record for rushing touchdowns (27, since broken) in 2003.
- Part of a Chiefs offensive line that blocked for 63 rushing touchdowns from 2003-04, a two-year total matched only in NFL history by the 1961-62 Green Bay Packers.
- Played four seasons (1997-2000) with Chicago after seeing his first game action with the New York Jets in 1997 as a second-year player.
- Started 27 career games at the University of Iowa and received honorable mention All-Big Ten Conference accolades as a senior.
- Joined the Broncos as an unrestricted free agent on March 24, 2008.
- Entered the NFL with Indianapolis as a college free agent on April 24, 1996.

**CAREER TRANSACTIONS:** Signed by Indianapolis as a college free agent 4/24/96; Waived by Indianapolis 8/25/96; Signed by Indianapolis (practice squad) 8/26/96; Signed by Indianapolis (active roster) 9/10/96; Waived by Indianapolis 9/23/96; Signed by Indianapolis (practice squad) 9/25/96; Signed by N.Y. Jets (active roster) 10/29/96; Waived by N.Y. Jets 9/23/97; Claimed off waivers by Chicago 9/24/97; Signed by Kansas City as an unrestricted free agent 3/21/01; Signed by Denver as an unrestricted free agent 3/24/08.



**2007:** For the sixth consecutive season, Wiegmann started all 16 games at center for Kansas City... Named to the *USA Today* 'All-Joe' Team for the sixth year in a row... Started his 100th consecutive game vs. Jac. (10/7).

**2006:** Wiegmann started all 16 games at center for Kansas City for the fifth year in a row, receiving *USA Today* 'All-Joe' honors for the fifth consecutive year... Centered an offensive line that opened holes for Larry Johnson to become the third player in NFL history to total 1,750 or more rushing yards in back-to-back seasons with his 1,789 yards ranking second in the NFL and setting a club single-season record... Started at center in an AFC Wild Card Game at Ind. (1/6).

**2005:** Wiegmann started all 16 games at center for Kansas City for the fourth year in a row... Received *USA Today* 'All Joe' accolades for the fourth consecutive season... Helped Kansas City lead the NFL in total offense (387.0 ypg.) and Larry Johnson rank third in rushing (1,750 yds.)... Started his 100th career game vs. Den. (12/4).

**2004:** Wiegmann started all 16 contests at center for the third consecutive season, earning his third consecutive spot on the *USA Today* 'All-Joe' Team... Anchored the blocking unit on a Kansas City squad that led the NFL in total offense for the first time in team history, averaging 418.4 yards per game... Part of a Chiefs offensive front that cleared the way for an NFL single-game record eight rushing touchdowns vs. Atl. (10/24)... Made a major contribution to an offense that set an NFL record with 398 first downs and established a team record with 6,695 yards of total offense for the season.

**2003:** Wiegmann started at center in all 16 games for the second consecutive year, earning a spot on the *USA Today* 'All-Joe' Team for the second year in a row... Helped Priest Holmes set an NFL record with 27 rushing touchdowns... Also played an integral role on a Kansas City offense that registered a league-best and club-record 484 points during the season... Started vs. Ind. (1/11) in an AFC Divisional Playoff Game.

**2002:** In his second season with the Chiefs, Wiegmann started at center in all 16 games for the first time in his career... Was named to the *USA Today* 'All-Joe' Team for his efforts... Anchored an offensive line that helped Priest Holmes establish a single-season franchise record with 1,615 rushing yards as the Chiefs led the NFL in scoring (29.2 ppg.) and ranked second in the league in total offense (375.0 ypg.).

**2001:** Wiegmann started the Chiefs' final 15 games at center after missing the opener vs. Oak. (9/9) following appendectomy surgery (performed on Aug. 27)... Cleared the way for Priest Holmes to total an NFL-best 1,555 rushing yards... Started his first game as a Chief vs. NYG (9/23).

**2000:** In his fourth season with Chicago, Wiegmann played all 16 games (10 starts) for the third consecutive year, including nine assignments as the starting center and one at right guard... Started his first game at center vs. Det. (9/24)... Started at right guard at Phi. (10/22)... Opened the club's final five games beginning at NYJ (11/26).

**1999:** Wiegmann played all 16 contests (0 starts) for Chicago... Served as the club's backup center and played on special teams... Had a 2-yard kickoff return vs. Sea. (9/19).

**WIEGMANN'S START STREAK**

**LONGEST ACTIVE STARTS STREAK, NFL OFFENSIVE LINEMEN (ENTERING 2008 SEASON)**

Player	Position	Team	Starts	Years
1. Jon Runyan	Tackle	Phi./Ten.	176	1997-2007
2. Jeff Backus	Tackle	Detroit	112	2001-07
3. Casey Wiegmann	Center	Kansas City	111	2001-07

**1998:** Wiegmann saw action at center in all 16 games (15 starts) for Chicago and also contributed on special teams during the year... Made his first pro start in the season opener vs. Jac (9/6) and started every game except vs. G.B. (12/27)... Returned a kickoff eight yards at Ari. (10/11).

**1997:** Wiegmann competed in training camp with the New York Jets and played three games for the club before he was waived on Sept. 23... Claimed by Chicago the next day and saw reserve action in one contest (at T.B. 12/21) for the Bears... Made his NFL debut with the Jets on special teams at Sea. (8/31).

**1996:** Wiegmann, who entered the NFL with Indianapolis as a college free agent on April 24, opened the season on the Colts' practice squad... Spent the first two weeks on the club's practice squad before being promoted to its active roster on Sept. 10... Dressed but did not play vs. Dal. (9/15) and returned to the Colts' practice squad on Sept. 25... Signed by the Jets to their active roster on Oct. 29 but did not see any game action with the club.

**COLLEGE:** Wiegmann started 27 career games as a center at the University of Iowa... Collected honorable mention All-Big Ten conference accolades as a senior, starting every game as one of four co-captains for the Hawkeyes... Was named the team's co-MVP and won the Offensive Coaches Hustle Award as a senior... Started eight games as a junior (missed two games due to injury)... Started the first four games and the final three games of the year at center during his sophomore season (missed five games due to injury).

**PERSONAL:** A four-sport letterman (football, baseball, basketball and track) at Aplington-Parkersburg High School in Parkersburg, Iowa, Wiegmann played center, defensive end, kicker and punter as a prep under legendary coach Ed Thomas... Established a school record with 17 career sacks... Served as an intern for the Legacy Financial Group during the 2005-06 off-seasons... Worked as co-chairman for the Chiefs First Downs for Down Syndrome program, which raises \$250,000 annually based on the production of the Chiefs offensive line, and plans to continue working with the Denver chapter... Mother, Brenda, was featured in a 2003 ESPN piece by Kenny Mayne highlighting the football tradition in Parkersburg, Iowa... Majored in sociology at Iowa... Married to Danni, and the couple has one son, Bo... Casey Peter Wiegmann was born on July 20, 1973.

#### WIEGMANN'S REGULAR SEASON RECORD

Year	Club	G	S
1996	NYJ/Ind.	0	0
1997	Chi./NYJ	4	0
1998	Chicago	16	15
1999	Chicago	16	0
2000	Chicago	16	10
2001	Kansas City	15	15
2002	Kansas City	16	16
2003	Kansas City	16	16
2004	Kansas City	16	16
2005	Kansas City	16	16
2006	Kansas City	16	16
2007	Kansas City	16	16
<b>CAREER TOTALS</b>		<b>163</b>	<b>136</b>

**ADDITIONAL STATISTICS:** Miscellaneous tackles — 1998 (2), 2000 (1), 2001 (1), 2002 (1), 2003 (1), 2004 (2), 2006 (1), 2007 (2), TOTAL (11). Fumbles — 1998 (1 FR), 2000 (1 FR), 2004 (1 FR), TOTAL (3 FR). Returned one kickoff 8 yards at Arizona (10/11/98) and one kickoff 2 yards vs. Seattle (9/19/99).

#### WIEGMANN'S POSTSEASON RECORD

Year	Club	G	S
2003	Kansas City	1	1
2006	Kansas City	1	1
<b>CAREER TOTALS</b>		<b>2</b>	<b>2</b>

**ADDITIONAL STATISTICS:** Miscellaneous tackles — 2006 (1), TOTAL (1).

#### DID YOU KNOW?

The Broncos' 13-10 win against the Boston Patriots at Boston University Field on Friday, Sept. 9, 1960, in front of 21,597 fans did more than mark the franchise's first victory in its first-ever regular-season game. Denver's contest at Boston also was the first regular-season game in American Football League history.

Halfback Al Carmichael also was credited with scoring the first touchdown in AFL (and Broncos) history in that game. On the first play of the second quarter, he took a short pass from quarterback Frank Tripucka along the right flat and reversed direction, going 59 yards down the left sideline for a touchdown that gave Denver a 7-3 lead.



## D.J. WILLIAMS

6-1 • 242 • 5TH YR. • MIAMI

**BORN:** July 20, 1982, in Sacramento, Calif.

**HIGH SCHOOL:** De La Salle High School, Concord, Calif.

**ACQUIRED:** Draft #1 (17th overall), 2004

**NFL YEAR:** 5th • **YEAR WITH BRONCOS:** 5th

**NFL GAMES PLAYED/STARTED:** 64/59 • **POSTSEASON:** 3/3

55

### LINEBACKER

#### WILLIAMS AT A GLANCE:

- A fifth-year linebacker who has started at least 14 games in each of his first four professional seasons as a member of the Broncos.
- Credited with a team-high 170 tackles, the most by a Denver player in five seasons, in 2007 while playing the middle linebacker position for the first time in his career.
- Listed as the AFC's leading tackler (141 stops) in 2007 according to press box totals.
- Has not missed a regular-season game or a playoff contest in his four seasons with Denver as its only defender to see time in all 67 Broncos contests during that period.
- Placed sixth on the Broncos with 86 tackles (69 solo) as a 15-game starter in 2006.
- Started 14 games for the Broncos in 2005 and made 68 tackles (44 solo) in the regular season before ranking second on the club with 17 tackles (10 solo) in two playoff games.
- Became the first rookie in Broncos history to lead the club in tackles with 114 stops in 2004 en route to finishing third in NFL Defensive Rookie of the Year voting and earning *Pro Football Weekly*/PFWA all-rookie honors that season.
- Earned NFL Defensive Rookie of the Month honors after an outstanding December 2004, becoming the first Bronco in franchise history to receive that award.
- Chosen twice (2002-03) as a Butkus Award semifinalist at the University of Miami, where he was a two-time first-team All-Big East Conference choice who helped the Hurricanes to a national championship victory as a sophomore.
- Earned *USA Today* Defensive Player of the Year honors at De La Salle High School (Concord, Calif.), helping it post a 36-0 record during his time at the school as part of its national-record 151-game winning streak.
- Selected by the Broncos in the first round (17th overall) of the 2004 NFL Draft.

**CAREER TRANSACTIONS:** Signed by Denver as a draft choice 7/28/04.



**2007:** In his first season as the Broncos' middle linebacker, Williams started all 16 games for the first time in his career and led the club with a career-high 170 tackles (121 solo) that marked the most by a Bronco since 2002 (Al Wilson, 199)... Posted at least a share of Denver's tackle lead in 11 games... Credited with an AFC-best 141 tackles (106 solo) according to press box figures with that total ranking second in the NFL... Added one sack (14 yds.), one interception (0 yds.), four pass breakups, three forced fumbles (2nd most on the team) and two fumble recoveries... Whistled for only penalty (5 yds.) all season... Recorded a team-high 10 tackles and a 14-yard sack at Buf. (9/9)... Played in the 50th game of his career and had 13 tackles in the home opener vs. Oak. (9/16)... Added a team-leading 14 stops (10 solo) vs. Jac. (9/23)... Posted a team-high 14 tackles and the second interception of his career on *Sunday Night Football* vs. Pit. (10/21)... Takeaway marked the first interception by a Denver linebacker since his interception at Tennessee on Dec. 25, 2004... Picked up his first career fumble recovery at Det. (11/4)... Led the team with 12 tackles at K.C. (11/11)... Added seven tackles and one forced fumble.

#### AFC'S LEADING TACKLER

##### MOST TACKLES, NFL, 2007 (PRESS BOX TOTALS)

Player	Pos.	Total	Solo	Assist
1.. Patrick Willis, S.F.	ILB	174	135	39
2. D.J. Williams, Den.	MLB	141	106	35
3. Jonathan Beason, Car.	MLB	140	106	34
4. Ernie Sims, Det.	OLB	134	97	37
5. Nick Barnett, G.B.	MLB	131	102	29

ble on *Monday Night Football* vs. Ten. (11/19)... Recorded a career-high 16 tackles (12 solo) and one fumble recovery at Oak. (12/2)... Forced his third fumble of the year vs. Min. (12/30).

**2006:** In his third season with Denver, Williams posted 86 tackles (69 solo), one sack (8 yds.), three passes defended and two forced fumbles in 16 games (15 starts)... Made a season-high 10 tackles (7 solo) and broke up a pair of passes on *Sunday Night Football* at N.E. (9/24) while deflecting a second-quarter field goal attempt that Dominique Foxworth initially tipped... The club allowed its first touchdown of the season to the Patriots, snapping a 175:57 streak of holding opponents without a touchdown... The 11-quarter streak without allowing a touchdown to open the year tied for the longest in the NFL since 1940 (Chicago Cardinals, 1942)... Eclipsed the 200-tackle mark for his career with six stops on *Monday Night Football* vs. Bal. (10/9)... Recorded nine tackles (8 solo), including his first sack of the season (8 yds.), and one forced fumble in the regular-season finale vs. S.F. (12/31).

**2005:** Williams placed sixth on the Broncos with 68 tackles (44 solo) while adding five passes defended and one forced fumble in 16 games (14 starts)... Helped Denver rank second in the NFL against the run (85.2 ypg.) and tie for third in the league in scoring defense (16.1 ppg.)... Contributed two tackles and one forced fumble on special teams... Placed second on the club with 17 tackles (10 solo) while adding half a sack (3.5 yds.) in two playoff games... Registered seven tackles (5 solo) in an AFC Divisional Playoff Game vs. N.E. (1/14) in helping to end the Patriots' NFL-record 10-game postseason winning streak... Led the linebackers, placing second on the team, with 10 tackles (5 solo) in the AFC Championship Game vs. Pit. (1/22) while sharing a 7-yard sack of Ben Roethlisberger... Had five tackles (4 solo) on defense and added two special-teams tackles while forcing a fumble on coverage units at Mia. (9/11)... Shared the team lead with a season-high 10 tackles (season-high 7 solo) on Thanksgiving Day at Dal. (11/24)... Forced one fumble in a playoff-clinching win at Buf. (12/17).

**2004:** Selected by the Broncos in the first round (17th overall) of the 2004 NFL Draft, Williams contributed as much as any Broncos rookie in recent history in 16 games (14 starts) as the team's starting weakside linebacker... Named a *Pro Football Weekly*/PFWA all-rookie selection and finished third in NFL Defensive Rookie of the Year voting (AP)... Was the only rookie in the league to receive AFC Defensive Player of the Week accolades (Wk. 16 at Tennessee) and also earned NFL Defensive Rookie of the Month honors for December... Led Denver with 114 tackles (82 solo) to become the first Broncos rookie in club history to own the team's outright lead in tackles for the season... Also recorded two sacks (13 yds.) and one interception (10 yds.) that marked the first of his professional, collegiate and high school career... Added nine pass breakups and one forced fumble... Ranked fifth on the club with eight special-teams tackles... Started at weakside linebacker in Denver's AFC Wild Card Game at Ind. (1/9) and recorded seven tackles (5 solo) in his first playoff action... Became the first Broncos rookie to start on opening day since 1998 with a start at weakside linebacker vs. K.C. (9/12), posting a team-high seven tackles (all solo) and breaking up a pass against the Chiefs... Recorded the first sack (7 yds.) of his career in the fourth quarter at Jac. (9/19) when he pulled down running back LaBrandon Toefield on a passing play... Led Denver with nine tackles (8 solo) at T.B. (10/3) and eight tackles (5 solo) at Oak. (10/17)... Had three special-teams tackles and seven defensive stops on *Monday Night Football* at Cin. (10/25)... Posted a season-best 13 tackles (10 solo) at S.D. (12/5)... Went above the 100-tackle mark for the season at K.C. (12/19) with nine stops (8 solo), one sack (6 yds.) and the first forced fumble of his career... Intercepted a pass for the first time in his career on Christmas at Ten. (12/25) while posting a team-high seven tackles (5 solo), three pass breakups and two special-teams tackles to earn AFC Defensive Player of the Week honors... Totaled 40 tackles, one sack, one interception, one forced fumble and four pass breakups in four December games to earn NFL Defensive Rookie of the Month accolades, becoming the first Bronco in franchise history to receive that award.

**COLLEGE:** A three-year starter at the University of Miami, Williams played 47 career games (34 starts) and posted 241 tackles (124 solo), 10 sacks (58 yds.), 28 tackles for losses (92 yds.), four forced fumbles, one fumble recovery and 10 pass breakups... Started his collegiate career at fullback and was used sparingly at the position after switching to linebacker as a sophomore, recording 18 career rushes for 142 yards (7.9 avg.) with two touchdowns while catching 12 passes for 153 yards (11.9 avg.)... Blossomed into one of the best players in the country at linebacker, finishing his senior year in 2003 as a semifinalist for the Butkus Award (nation's top linebacker) for the second consecutive year and earning a selection to the All-America Dream Team (*The NFL Draft Report*)... Named third-team All-America by the Associated Press and a first-team All-Big East Conference choice as a senior, finishing second on the Hurricanes with 82 tackles (44 solo) and tying for the team lead with six sacks (33 yds.) as a 13-game starter... Rushed twice for 92 yards (46.0 avg.) with one touchdown (61 yds. vs. Temple) out of fake punt formations that year... Was a semifinalist for the Butkus Award and a first-team All-Big East selection as a junior, starting 12 games and posting a career-high 108 tackles (55 solo) with four sacks (25 yds.)... Helped Miami capture the national championship as a sophomore with a Rose Bowl win against Nebraska... Played 10 games as a reserve fullback in 2000 during his freshman campaign, totaling 16 carries for 50 yards (3.1 avg.) with one touchdown while catching 12 passes for 143 yards (11.9 avg.) with one score.

## ONE OF THE NFL'S BEST ROOKIES IN 2004

### 2004 NFL DEFENSIVE ROOKIE OF THE YEAR VOTING (ASSOCIATED PRESS)

Player	Team	Votes	Drafted	College
1. Jonathan Vilma, LB	N.Y. Jets	21	Rd. 1 (12)	Miami (Fla.)
2. Dunta Robinson, CB	Houston	12	Rd. 1 (10)	South Carolina
3. <b>D.J. Williams, LB</b>	<b>Denver</b>	<b>7</b>	<b>Rd. 1 (17)</b>	<b>Miami (Fla.)</b>
4. Sean Taylor, S	Washington	3	Rd. 1 (5)	Miami (Fla.)
5. Jared Allen, DE	Kansas City	2	Rd. 4 (126)	Idaho State

**PERSONAL:** Williams earned *USA Today* Defensive Player of the Year honors and was regarded as the top defensive player in the nation at De La Salle High School (Concord, Calif.), one of the top prep programs in the country... Helped his team post a combined 36-0 record and was part of the school's national-record 151-game winning streak that was snapped in 2004... Rated as the top player in the nation by *SuperPrep* as well as the No. 1 prospect on the Far West Team... Listed as the National Defensive MVP, Western Region MVP and No. 1 linebacker on *PrepStar's* 1999 Top-100 Dream Team... Tabbed a *SuperPrep* All-American and recorded 130 career tackles (87 solo) and six sacks while rushing for 1,974 yards... Broke the school record for touchdowns in a season with 42 (33 rushing, 5 receiving, 3 punt return and 1 kickoff return)... John Madden spoke at De La Salle's football banquet and commented that Williams was the only player he had ever seen who could make the jump from high school to the NFL... Majored in liberal arts at Miami... Son of Sherri Gonzalez and Genos D. Williams Sr... D.J. Williams was born on July 20, 1982, in Sacramento, Calif.

### WILLIAMS' REGULAR SEASON RECORD

Year	Club	G	S	UT	A	TT	S-Yds.	I-Yds.	PD	FF	FR	TD-Int.	TD-FR	S	Pts.
2004	Denver	16	14	82	32	114	2-13	1-10	9	1	0	0	0	0	0
2005	Denver	16	14	44	24	68	0-0	0-0	5	1	0	0	0	0	0
2006	Denver	16	15	69	17	86	1-8	0-0	3	2	0	0	0	0	0
2007	Denver	16	16	121	49	170	1-14	1-0	4	3	2	0	0	0	0
<b>CAREER TOTALS</b>		<b>64</b>	<b>59</b>	<b>316</b>	<b>122</b>	<b>438</b>	<b>4-35</b>	<b>2-10</b>	<b>21</b>	<b>7</b>	<b>2</b>	<b>0</b>	<b>0</b>	<b>0</b>	<b>0</b>

**ADDITIONAL STATISTICS:** Special teams tackles — 2004 (8), 2005 (2), TOTAL (10). Special teams fumbles — 2005 (1 FF), TOTAL (1 FF).

### WILLIAMS' POSTSEASON RECORD

Year	Club	G	S	UT	A	TT	S-Yds.	I-Yds.	PD	FF	FR	TD-Int.	TD-FR	S	Pts.
2004	Denver	1	1	5	2	7	0-0	0-0	1	0	0	0	0	0	0
2005	Denver	2	2	10	7	17	0.5-3.5	0-0	0	0	0	0	0	0	0
<b>CAREER TOTALS</b>		<b>3</b>	<b>3</b>	<b>15</b>	<b>9</b>	<b>24</b>	<b>0.5-3.5</b>	<b>0-0</b>	<b>1</b>	<b>0</b>	<b>0</b>	<b>0</b>	<b>0</b>	<b>0</b>	<b>0</b>

### WILLIAMS' SINGLE GAME HIGHS

(Postseason in parentheses)

**Sacks** — 1, four times, last at Buffalo, 9/9/07 (0.5 vs. Pittsburgh, 1/22/06). **Sack yards** — 14 at Buffalo, 9/9/07 (3.5 vs. Pittsburgh, 1/22/06). **Interceptions** — 1, twice, last vs. Pittsburgh, 10/21/07 (none). **Interception return yards** — 10 at Tennessee, 12/25/04 (none).

### D.J. WILLIAMS' CAREER GAME-BY-GAME

(Victories asterisked)

2004 DENVER (10-6)		TACKLES													
Date	Opponent	P/S	UT	A	TT	S-Yds.	I-Yds.	PD	FF	FR					
Sep 12	vs. Kansas City*	S	7	0	7	0-0	0-0	1	0	0					
Sep 19	at Jacksonville	S	2	2	4	1-7	0-0	0	0	0					
Sep 26	vs. San Diego*	S	2	3	5	0-0	0-0	0	0	0					
Oct 3	at Tampa Bay*	S	8	1	9	0-0	0-0	0	0	0					
Oct 10	vs. Carolina*	S	5	1	6	0-0	0-0	0	0	0					
Oct 17	at Oakland*	S	5	3	8	0-0	0-0	0	0	0					
Oct 25	at Cincinnati	S	4	3	7	0-0	0-0	1	0	0					
Oct 31	vs. Atlanta	S	4	3	7	0-0	0-0	1	0	0					
Nov 7	vs. Houston*	P	4	2	6	0-0	0-0	1	0	0					
Nov 21	at New Orleans*	S	2	1	3	0-0	0-0	0	0	0					
Nov 28	vs. Oakland	P	5	2	7	0-0	0-0	1	0	0					
Dec 5	at San Diego	S	10	3	13	0-0	0-0	1	0	0					
Dec 12	vs. Miami*	S	8	3	11	0-0	0-0	0	0	0					
Dec 19	at Kansas City	S	8	1	9	1-6	0-0	0	1	0					
Dec 25	at Tennessee*	S	5	2	7	0-0	1-10	3	0	0					
Jan 2	vs. Indianapolis*	S	3	2	5	0-0	0-0	0	0	0					
<b>Regular Season Totals</b>			<b>16/14</b>	<b>82</b>	<b>32</b>	<b>114</b>	<b>2-13</b>	<b>1-10</b>	<b>9</b>	<b>1</b>	<b>0</b>				
Jan 22	at Indianapolis†	S	5	2	7	0-0	0-0	1	0	0					
<b>Postseason Totals</b>			<b>1/1</b>	<b>5</b>	<b>2</b>	<b>7</b>	<b>0-0</b>	<b>0-0</b>	<b>1</b>	<b>0</b>	<b>0</b>				

†AFC Wild Card Game

## DID YOU KNOW?

The Broncos in 2006 became the first team in NFL history to not commit a penalty in a game that went into overtime. Denver accomplished this feat during its 9-6 overtime win against Kansas City on Sept. 17, 2006, at INVESCO Field at Mile High.



2005 DENVER (13-3)			TACKLES							
Date	Opponent	P/S	UT	A	TT	S-Yds.	I-Yds	PD	FF	FR
Sep 11	at Miami	S	4	1	5	0-0	0-0	0	0	0
Sep 18	vs. San Diego*	S	4	1	5	0-0	0-0	0	0	0
Sep 26	vs. Kansas City*	S	0	0	0	0-0	0-0	0	0	0
Oct 2	at Jacksonville*	S	1	2	3	0-0	0-0	0	0	0
Oct 9	vs. Washington*	S	2	2	4	0-0	0-0	0	0	0
Oct 16	vs. New England*	S	3	1	4	0-0	0-0	2	0	0
Oct 23	at N.Y. Giants	S	4	2	6	0-0	0-0	0	0	0
Oct 30	vs. Philadelphia*	P	4	1	5	0-0	0-0	1	0	0
Nov 13	at Oakland*	P	4	2	6	0-0	0-0	0	0	0
Nov 20	vs. N.Y. Jets*	S	1	2	3	0-0	0-0	0	0	0
Nov 24	at Dallas*	S	7	3	10	0-0	0-0	0	0	0
Dec 4	at Kansas City	S	4	0	4	0-0	0-0	0	0	0
Dec 11	vs. Baltimore*	S	0	3	3	0-0	0-0	0	0	0
Dec 17	at Buffalo*	S	3	1	4	0-0	0-0	0	1	0
Dec 24	vs. Oakland*	S	0	2	2	0-0	0-0	1	0	0
Dec 31	at San Diego*	S	3	1	4	0-0	0-0	1	0	0

Regular Season Totals			16/14	44	24	68	0-0	0-0	5	1	0
Jan 14	vs. New England*&		5	2	7	0-0	0-0	0	0	0	0
Jan 22	vs. Pittsburgh#		5	5	10	0.5-3.5	0-0	0	0	0	0


Postseason Totals			2/2	10	7	17	0.5-3.5	0-0	0	0	0
#AFC Divisional Playoff Game; #AFC Championship Game											

2006 DENVER (9-7)			TACKLES							
Date	Opponent	P/S	UT	A	TT	S-Yds.	I-Yds	PD	FF	FR
Sep 10	at St. Louis	S	4	0	4	0-0	0-0	0	0	0
Sep 17	vs. Kansas City*	S	2	2	4	0-0	0-0	0	1	0
Sep 24	at New England*	S	7	3	10	0-0	0-0	2	0	0
Oct 9	vs. Baltimore*	S	3	3	6	0-0	0-0	0	0	0
Oct 15	vs. Oakland*	S	8	1	9	0-0	0-0	0	0	0
Oct 22	at Cleveland*	S	4	2	6	0-0	0-0	0	0	0
Oct 29	vs. Indianapolis	S	4	1	5	0-0	0-0	0	0	0
Nov 5	at Pittsburgh*	S	7	0	7	0-0	0-0	1	0	0
Nov 12	at Oakland*	S	2	1	3	0-0	0-0	0	0	0
Nov 19	vs. San Diego	S	1	0	1	0-0	0-0	0	0	0
Nov 23	at Kansas City	S	5	0	5	0-0	0-0	0	0	0
Dec 3	vs. Seattle	P	3	1	4	0-0	0-0	0	0	0
Dec 10	at San Diego	S	8	1	9	0-0	0-0	0	0	0
Dec 17	at Arizona*	S	3	1	4	0-0	0-0	0	0	0
Dec 24	vs. Cincinnati*	S	0	0	0	0-0	0-0	0	0	0
Dec 31	vs. San Francisco	S	8	1	9	1-8	0-0	0	1	0

Regular Season Totals			16/15	69	17	86	1-8	0-0	3	2	0
-----------------------	--	--	-------	----	----	----	-----	-----	---	---	---

Date	Opponent	P/S	UT	A	TT	S-Yds.	I-Yds.	PD	FF	FR
Sep 9	at Buffalo*	S	5	5	10	1-14	0-0	0	0	0
Sep 16	vs. Oakland*	S	9	4	13	0-0	0-0	0	0	0
Sep 23	vs. Jacksonville	S	10	4	14	0-0	0-0	0	0	0
Sep 30	at Indianapolis	S	13	2	15	0-0	0-0	0	0	0
Oct 7	vs. San Diego	S	3	1	4	0-0	0-0	0	0	0
Oct 21	vs. Pittsburgh*	S	8	6	14	0-0	1-0	1	0	0
Oct 29	vs. Green Bay	S	7	0	7	0-0	0-0	0	0	0
Nov 4	at Detroit	S	7	2	9	0-0	0-0	0	1	1
Nov 11	at Kansas City*	S	5	7	12	0-0	0-0	0	0	0
Nov 19	vs. Tennessee*	S	5	2	7	0-0	0-0	0	1	0
Nov 25	at Chicago	S	10	1	11	0-0	0-0	0	0	0
Dec 2	at Oakland	S	12	4	16	0-0	0-0	0	0	1
Dec 9	vs. Kansas City*	S	4	3	7	0-0	0-0	1	0	0
Dec 13	at Houston	S	6	4	10	0-0	0-0	1	0	0
Dec 24	at San Diego	S	11	2	13	0-0	0-0	1	0	0
Dec 30	vs. Minnesota*	S	6	2	8	0-0	0-0	0	1	0
Regular Season Totals		16/16	121	49	170	1-14	1-0	4	3	2

Regular Season Totals			16/16	121	49	170	1-14	1-0	4	3	2
-----------------------	--	--	-------	-----	----	-----	------	-----	---	---	---



**JAMIE WINBORN**

5-11 • 230 • 8TH YR. • VANDERBILT

BORN: May 14, 1979, in Wetumpka, Ala.


HIGH SCHOOL: Wetumpka High School, Wetumpka, Ala.

ACQUIRED: Free Agent, 2007

NFL YEAR: 8th • YEAR WITH BRONCOS: 2nd

NFL GAMES PLAYED/STARTED: 76/21 • POSTSEASON: 1/0

**LINEBACKER**



#### WINBORN AT A GLANCE:

- An eighth-year linebacker and accomplished special-teamer who enters his first training camp with Denver in 2008 after joining the club in Week 2 of the 2007 season.
- Led the Broncos with 11 special-teams tackles (7 kickoff, 4 punt) in 2007 and registered 24 defensive stops (21 solo) in 14 games (2 starts) with the club.

- Posted a career-high 14 special-teams tackles for Tampa Bay in 2006 after spending the 2005 season on the rosters of Jacksonville and San Francisco.
- Completed his first four professional seasons (2001-04) with the 49ers, starting a career-high 10 games for the club in 2004 and ranking third on the team with a personal-best 104 tackles along with a career-high 4.5 sacks that season.
- Nominated as San Francisco's Ed Block Courage Award winner in 2004 in recognition of him overcoming a neck injury that cut short his 2003 season.
- Totaled 11 special-teams tackles and started four games as a rookie with the 49ers in 2001.
- Started for three seasons at Vanderbilt University, twice leading the Southeastern Conference in tackles and receiving first-team All-SEC honors as a sophomore.
- Joined the Broncos as a free agent on Sept. 11, 2007.
- Selected by San Francisco in the second round (47th overall) of the 2001 NFL Draft.

**CAREER TRANSACTIONS:** Signed by San Francisco as a draft choice 7/26/01; Placed on injured reserve (knee) by San Francisco 1/2/03; Placed on injured reserve (neck) by San Francisco 11/15/03; Traded to Jacksonville 10/7/05; Placed on injured reserve (knee) by Jacksonville 11/29/05; Signed by Tampa Bay as an unrestricted free agent 4/3/06; Released by Tampa Bay 9/1/07; Signed by Denver 9/11/07.

**2007:** Winborn played 14 games (2 starts) with Denver and led the club with 11 special-teams tackles (7 kick-off, 4 punt) while adding 24 defensive tackles (21 solo), half a sack (4.5 yds.) and three passes defended... Completed in training camp with Tampa Bay but was released on Sept. 1 before signing with the Broncos on Sept. 11... Assumed the starting weakside linebacker position when Ian Gold injured his knee at Hou. (12/13)... Made his Broncos debut vs. Jac. (9/23) and had three tackles at Ind. (9/30)... Posted two special-teams tackles on *Monday Night Football* vs. Ten. (11/19)... Contributed three solo tackles and one pass defended on defense while leading the team with a season-high four special-teams stops vs. K.C. (12/9)... Filled in when Gold left the game in the first quarter at Hou. (12/13) and recorded four solo tackles... Had eight tackles (7 solo) and two passes defended in his first start of the year on *Monday Night Football* at S.D. (12/24)... Contributed six tackles (5 solo), including half a sack in overtime that resulted in a lost fumble, in the season-ending win vs. Min. (12/30).

**2006:** Winborn appeared in 14 contests and placed sixth on Tampa Bay with a career-high 14 special-teams stops while adding one forced fumble on coverage units... Also contributed six tackles (4 solo) on defense... Had one defensive tackle vs. Bal. (9/10) in the season opener before adding a pair of special-teams stops vs. Car. (9/24)... Recorded one special-teams tackle in four consecutive games... Contributed a pair of tackles on defense and one stop on special teams at Dal. (11/23)... Forced a fumble on a kickoff return vs. Atl. (12/10)... Had consecutive two-tackle outings on special teams at Chi. (12/17) and at Cle. (12/24).

**2005:** Winborn played a total of eight games (2 starts) with Jacksonville and San Francisco, totaling 15 tackles (10 solo) and two stops on special teams... Played three games (2 starts) with the 49ers before being traded to the Jaguars for an undisclosed draft pick on Oct. 7... Saw time in five contests for Jacksonville before being placed on injured reserve with a knee injury on Nov. 29... Started in the 49ers' season opener vs. Stl. (9/11) and had seven tackles... Made his Jaguars debut at Pit. (10/16), posting one tackle on defense and one stop on special teams... Played his final game of the year at Ten. (11/20) before he was placed on injured reserve with a knee injury.

**2004:** Winborn was nominated by his 49ers teammates for the Ed Block Courage Award after returning from a neck injury suffered a year earlier to play 14 games (10 starts) and rank third on the club with 104 tackles (64 solo) with a career-high 4.5 sacks (39.5 yds.)... Added one interception, two pass breakups, three forced fumbles and one fumble recovery... Totaled two sacks of Michael Vick and had one forced fumble vs. Atl. (9/12)... Recovered a fumble at N.O. (9/19)... Intercepted Josh McCown and had six tackles in a start vs. Ari. (10/10)... Made a season-high 15 tackles at NYJ (10/17)... Added nine stops and 1.5 sacks at Chi. (10/31)... Posted 12 tackles, one forced fumble and one fumble recovery at Stl. (12/5)... Recorded eight tackles vs. Was. (12/18) before a shoulder injury forced him to be declared inactive for the remaining two contests.

**2003:** Winborn played nine games (0 starts) for San Francisco before being placed on injured reserve on Nov. 15 with a neck injury... Finished with 61 tackles (40 solo), three sacks (18 yds.), five passes defended, one forced fumble, one fumble recovery and a pair of special-teams stops... Opened the season with sacks in consecutive games vs. Chi. (9/17) and at Stl. (9/14)... Posted 10 tackles in back-to-back games vs. Cle. (9/21) and at Min. (9/28)... Posted a season-high 13 tackles and one special-teams stop at Ari. (10/26)... Notched a sack vs. Stl. (11/2)... Placed on injured reserve on Nov. 15 with a neck injury.

**2002:** Winborn was limited to three games (3 starts) due to injury, and he finished with 28 tackles (21 solo), one sack (8 yds.) and two pass breakups for the season... Also had two special-teams tackles... Inactive for 13 consecutive games to end the regular season and was placed on injured reserve with a knee injury on Jan. 2... Earned NFC Defensive Player of the Week honors after posting 16 tackles, one sack and two pass breakups at NYG (9/5)... Led the club with nine tackles vs. Den. (9/15)... Made three tackles vs. Was. (9/22) before leaving the game with a knee injury that kept him out for the remainder of the season.

**2001:** Selected by San Francisco in the second round (47th overall) of the 2001 NFL Draft, Winborn played 14 games (4 starts) as a rookie and totaled 52 tackles (32 solo), 0.5 sacks (4.5 yds.), two interceptions (40 yds.), two pass breakups and one fumble recovery... Contributed 11 special-teams stops... Posted two assisted tackles

in an NFC Wild Card Game at G.B. (1/13)... Inactive for the first two games of the year due to a preseason injury before making his NFL debut at NYJ (10/1), recording two special-teams tackles in that contest... Made his first NFL start vs. Car. (10/7) and set a club rookie record with 13 tackles... Recorded the first interception of his career vs. Buf. (12/2) off Alex Van Pelt's pass on the game's final play... Started vs. Mia. (11/16) and had nine tackles along with a shared sack of Jay Fiedler for the first quarterback takedown of his career... Notched nine tackles vs. Phi. (12/22)... Collected three tackles, one interception and one fumble recovery at N.O. (1/6).

**COLLEGE:** Winborn was a three-year starter at Vanderbilt University, where he totaled 377 career tackles and 16.5 sacks... Started the final nine games of his junior season and placed second on the team with 105 tackles along with three sacks and two forced fumbles... Received first-team All-Southeastern Conference honors and second-team All-America accolades from *Football News* as a sophomore after leading the SEC in tackles for the second consecutive season with 141 stops (95 solo) along with 5.5 sacks... Chosen as an All-American by *The Sporting News* and *Football News* as a redshirt freshman, leading the SEC in tackles (131) while totaling a team-high eight sacks.

**PERSONAL:** Winborn played linebacker and fullback at Wetumpka High School in Wetumpka, Ala.... Named all-metro, all-region, all-district and second-team all-state as a senior, posting 137 tackles (89 solo) that season... Added 11 rushes for 159 yards... Competed in the 100-meter dash and 4x100 relays at the Texas Regionals as a sophomore... Majored in human and organizational development at Vanderbilt... Jamie Winborn was born on May 14, 1979, in Wetumpka, Ala.

### WINBORN'S REGULAR SEASON RECORD

Year	Club	G	S	UT	A	TT	S-Yds.	I-Yds.	PD	FF	FR	TD-Int.	TD-FR	S	Pts.
2001	San Francisco	14	4	32	20	52	0.5-4.5	2-40	2	0	1	0	0	0	0
2002	San Francisco	3	3	21	7	28	1-8	0-0	2	0	0	0	0	0	0
2003	San Francisco	9	0	40	21	61	3-18	0-0	5	1	1	0	0	0	0
2004	San Francisco	14	10	64	40	104	4.5-39.5	1-1	2	3	1	0	0	0	0
2005	Jac./S.F.	8	2	10	5	15	0-0	0-0	0	0	0	0	0	0	0
2006	Tampa Bay	14	0	4	2	6	0-0	0-0	0	0	0	0	0	0	0
2007	Denver	14	2	21	3	24	0.5-4.5	0-0	3	0	0	0	0	0	0
<b>CAREER TOTALS</b>		<b>76</b>	<b>21</b>	<b>192</b>	<b>98</b>	<b>290</b>	<b>9.5-74.5</b>	<b>3-41</b>	<b>14</b>	<b>4</b>	<b>3</b>	<b>0</b>	<b>0</b>	<b>0</b>	<b>0</b>
<b>BRONCOS TOTALS</b>		<b>14</b>	<b>2</b>	<b>21</b>	<b>3</b>	<b>24</b>	<b>0.5-4.5</b>	<b>0-0</b>	<b>3</b>	<b>0</b>	<b>0</b>	<b>0</b>	<b>0</b>	<b>0</b>	<b>0</b>

**ADDITIONAL STATISTICS:** Special teams tackles — 2001 (11), 2002 (2), 2003 (2), 2005 (2), 2006 (14), 2007 (11), TOTAL (42). Special teams fumbles — 2006 (1 FF), TOTAL (1 FF).

### WINBORN'S POSTSEASON RECORD

Year	Club	G	S	UT	A	TT	S-Yds.	I-Yds.	PD	FF	FR	TD-Int.	TD-FR	S	Pts.
2001	San Francisco	1	0	0	2	2	0-0	0-0	0	0	0	0	0	0	0
<b>CAREER TOTALS</b>		<b>1</b>	<b>0</b>	<b>0</b>	<b>2</b>	<b>2</b>	<b>0-0</b>	<b>0-0</b>	<b>0</b>	<b>0</b>	<b>0</b>	<b>0</b>	<b>0</b>	<b>0</b>	<b>0</b>

### WINBORN'S SINGLE GAME HIGHS

(Postseason in parentheses)

**Sacks** — 2 vs. Atlanta, 9/12/04 (none). **Sack yards** — 21 vs. Atlanta, 9/12/04 (none). **Interceptions** — 1, three times, last vs. Arizona, 10/10/04 (none). **Interception return yards** — 29 at New Orleans, 1/6/02 (none).

### WINBORN'S MULTIPLE-SACK GAMES (2)

\*denotes win (Winborn's teams are 0-2 when he records more than one sack in a game.)

Date	Opponent	S-Yds.
9/12/04	vs. Atlanta	2-21
10/31/04	at Chicago	1.5-7.5

### JAMIE WINBORN'S CAREER GAME-BY-GAME

(Victories asterisked)

2001 SAN FRANCISCO (12-4)		TACKLES													
Date	Opponent	P/S	UT	A	TT	S-Yds.	I-Yds.	PD	FF	FR					
Sep 9	vs. Atlanta*														
Sep 23	vs. St. Louis														
Oct 1	at N.Y. Jets*	P	0	0	0	0-0	0-0	0	0	0					
Oct 7	vs. Carolina*	S	9	4	13	0-0	0-0	0	0	0					
Oct 14	at Atlanta*	S	4	1	5	0-0	0-0	0	0	0					
Oct 28	at Chicago	P	0	0	0	0-0	0-0	0	0	0					
Nov 4	vs. Detroit*	P	0	0	0	0-0	0-0	0	0	0					
Nov 11	vs. New Orleans*	P	0	0	0	0-0	0-0	0	0	0					
Nov 18	at Carolina*	P	1	0	1	0-0	0-0	0	0	0					
Nov 25	at Indianapolis*	P	3	1	4	0-0	0-0	0	0	0					
Dec 2	vs. Buffalo*	P	1	1	2	0-0	1-11	1	0	0					
Dec 9	at St. Louis	P	3	2	5	0-0	0-0	0	0	0					
Dec 16	vs. Miami*	S	4	5	9	0.5-4.5	0-0	0	0	0					
Dec 22	vs. Philadelphia*	S	5	4	9	0-0	0-0	0	0	0					
Dec 30	at Dallas	P	0	1	1	0-0	0-0	0	0	0					
Jan 6	at New Orleans*	P	2	1	3	0-0	1-29	1	0	1					
<b>Regular Season Totals</b>		<b>14/4</b>	<b>32</b>	<b>20</b>	<b>52</b>	<b>0.5-4.5</b>	<b>2-40</b>	<b>2</b>	<b>0</b>	<b>1</b>					
Jan 15	at Green Bay†	P	0	2	2	0-0	0-0	0	0	0					
<b>Postseason Totals</b>		<b>1/0</b>	<b>0</b>	<b>2</b>	<b>2</b>	<b>0-0</b>	<b>0-0</b>	<b>0</b>	<b>0</b>	<b>0</b>					

†NFC Wild Card Playoff Game

2002 SAN FRANCISCO (10-4)		TACKLES													
Date	Opponent	P/S	UT	A	TT	S-Yds.	I-Yds.	PD	FF	FR					
Sep 5	at N.Y. Giants*	S	13	3	16	1-8	0-0	2	0	0					
Sep 15	vs. Denver	S	5	4	9	0-0	0-0	0	0	0					
Sep 22	vs. Washington*	S	3	0	3	0-0	0-0	0	0	0					
Games 4-16						INACTIVE (KNEE)									

<b>Regular Season Totals</b>		<b>3/3</b>	<b>21</b>	<b>7</b>	<b>28</b>	<b>1-8</b>	<b>0-0</b>	<b>2</b>	<b>0</b>	<b>0</b>					
Jan 5	vs. N.Y. Giants*†					PLACED ON INJURED RESERVE (KNEE) 1/2/03									

<b>Postseason Totals</b>		<b>0/0</b>	<b>0</b>	<b>0</b>	<b>0</b>	<b>0-0</b>	<b>0-0</b>	<b>0</b>	<b>0</b>	<b>0</b>					
†NFC Wild Card Playoff Game															

2003 SAN FRANCISCO (7-9)		TACKLES													
Date	Opponent	P/S	UT	A	TT	S-Yds.	I-Yds.	PD	FF	FR					
Sep 7	vs. Chicago*	P	2	2	4	1-1	0-0	0	0	0					
Sep 14	at St. Louis	P	3	0	3	1-9	0-0	0	0	0					
Sep 21	vs. Cleveland	P	7	3	10	0-0	0-0	2	0	0					
Sep 28	at Minnesota	P	6	4	10	0-0	0-0	0	0	0					
Oct 5	vs. Detroit*	P	0	0	0	0-0	0-0	2	0	0					
Oct 12	at Seattle	P	9	3	12	0-0	0-0	0	0	0					
Oct 19	vs. Tampa Bay*	P	3	3	6	0-0	0-0	1	1	1					
Oct 26	at Arizona	P	7	6	13	0-0	0-0	0	0	0					
Nov 2	vs. St. Louis*	P	3	0	3	1-8	0-0	0	0	0					
Nov 17	vs. Pittsburgh*					PLACED ON INJURED RESERVE (NECK) 11/15/03									

<b>Regular Season Totals</b>		<b>9/0</b>	<b>40</b>	<b>21</b>	<b>61</b>	<b>3-18</b>	<b>0-0</b>	<b>5</b>	<b>1</b>	<b>1</b>					
------------------------------	--	------------	-----------	-----------	-----------	-------------	------------	----------	----------	----------	--	--	--	--	--

2004 SAN FRANCISCO (2-14)		TACKLES													
Date	Opponent	P/S	UT	A	TT	S-Yds.	I-Yds.	PD	FF	FR					
Sep 12	vs. Atlanta	P	2	1	3	2-21	0-0	0	1	0					
Sep 19	at New Orleans	P	0	2	2	0-0	0-0	0	0	1					
Sep 26	at Seattle	P	5	1	6	0-0	0-0	0	0	0					
Oct 3	vs. St. Louis	P	3	2	5	0-0	0-0	0	0	0					
Oct 10	vs. Arizona*	S	4	2	6	0-0	1-1	1	0	0					
Oct 17	at N.Y. Jets	S	9	6	15	0-0	0-0	0	0	0					
Oct 31	at Chicago	S	7	2	9	1.5-7.5	0-0	0	0	0					
Nov 7	vs. Seattle	S	4	6	10	1-11	0-0	0	0	0					
Nov 14	vs. Carolina	S	4	1	5	0-0	0-0	0	1	0					
Nov 21	at Tampa Bay	S	3	1	4	0-0	0-0	0	0	0					
Nov 28	vs. Miami	S	5	3	8	0-0	0-0	1	0	0					
Dec 5	at St. Louis	S	8	4	12	0-0	0-0	0	1	0					
Dec 12	at Arizona*	S	5	6	11	0-0	0-0	0	0	0					
Dec 18	vs. Washington	S	5	3	8	0-0	0-0	0	0	0					
Dec 26	vs. Buffalo					INACTIVE (KNEE)									
Jan 2	at New England					INACTIVE									

<b>Regular Season Totals</b>		<b>14/10</b>	<b>64</b>	<b>40</b>	<b>104</b>	<b>4.5-39.5</b>	<b>1-1</b>	<b>2</b>	<b>3</b>	<b>1</b>					
------------------------------	--	--------------	-----------	-----------	------------	-----------------	------------	----------	----------	----------	--	--	--	--	--

2005 S.F. (4-12) / JAC. (12-4)			TACKLES								
Date	Opponent	P/S	UT	A	TT	S-Yds.	I-Yds.	PD	FF	FR	
Sep 11	vs. St. Louis	S	4	3	7	0-0	0-0	0	0	0	
Sep 18	at Philadelphia	S	4	1	5	0-0	0-0	0	0	0	
Sep 25	vs. Dallas	P	0	1	1	0-0	0-0	0	0	0	
Oct 2	at Arizona					INACTIVE					
						TRADED TO JACKSONVILLE ON OCT. 7					
Oct 9	vs. Cincinnati*					INACTIVE					
Oct 16	at Pittsburgh*	P	1	0	1	0-0	0-0	0	0	0	
Oct 30	at St. Louis	P	0	0	0	0-0	0-0	0	0	0	
Nov 6	vs. Houston*	P	0	0	0	0-0	0-0	0	0	0	
Nov 13	vs. Baltimore*	P	1	0	1	0-0	0-0	0	0	0	
Nov 20	at Tennessee*	P	0	0	0	0-0	0-0	0	0	0	
Nov 27	at Arizona*					INACTIVE (KNEE)					
Dec 4	at Cleveland*					INACTIVE (KNEE)					
Dec 11	vs. Indianapolis					PLACED ON INJURED RESERVE (KNEE) 11/29/05					

2007 DENVER (7-9)			TACKLES							
Date	Opponent	P/S	UT	A	TT	S-Yds.	I-Yds	PD	FF	FR
Sep 9	at Buffalo*									
Sep 16	vs. Oakland*									
Sep 23	vs. Jacksonville	P	0	0	0	0-0	0-0	0	0	0
Sep 30	at Indianapolis	P	2	1	3	0-0	0-0	0	0	0
Oct 7	vs. San Diego	P	0	0	0	0-0	0-0	0	0	0
Oct 21	vs. Pittsburgh*	P	0	0	0	0-0	0-0	0	0	0
Oct 29	vs. Green Bay	P	0	0	0	0-0	0-0	0	0	0
Nov 4	at Detroit	P	0	0	0	0-0	0-0	0	0	0
Nov 11	at Kansas City*	P	0	0	0	0-0	0-0	0	0	0
Nov 19	vs. Tennessee*	P	0	0	0	0-0	0-0	0	0	0
Nov 25	at Chicago	P	0	0	0	0-0	0-0	0	0	0
Dec 2	at Oakland	P	0	0	0	0-0	0-0	0	0	0
Dec 9	vs. Kansas City*	P	3	0	3	0-0	0-0	1	0	0
Dec 13	at Houston	P	4	0	4	0-0	0-0	0	0	0
Dec 24	at San Diego	S	7	1	8	0-0	0-0	2	0	0
Dec 30	vs. Minnesota*	S	5	1	6	0.5-4.5	0-0	0	0	0
Regular Season Totals		14/2	21	3	24	0.5-4.5	0-0	3	0	0



## SELVIN YOUNG

5-11 • 215 • 2ND YR. • TEXAS

BORN: Oct. 1, 1983, in Houston

HIGH SCHOOL: Jersey Village High School, Jersey Village, Texas

ACQUIRED: College Free Agent, 2007

NFL YEAR: 2nd • YEAR WITH BRONCOS: 2nd

NFL GAMES PLAYED/STARTED: 15/8



### RUNNING BACK

#### YOUNG AT A GLANCE:

- A second-year running back who in 2007 with Denver posted the third-most rushing yards (729) by an undrafted rookie in NFL history (common draft era) while ranking fourth in the league (min. 125 att.) with a 5.2-yard rushing average.
- Saw time in 15 games (8 starts) as a rookie in 2007, becoming the first undrafted player ever to lead the Broncos in rushing yards (729).
- Finished his rookie year in 2007 with 1,016 combined yards (729 rush, 231 rec., 56 ret.) that marked the second-highest total by a Bronco for the season.
- Recorded both of his 100-yard rushing games in 2007 against division-rival Kansas City to join Terrell Davis (1997) and Clinton Portis (2003) as one of three Broncos in club history to reach 100 rushing yards in both regular-season outings against the Chiefs during a season.
- Played 49 career games (16 starts) at the University of Texas, where he totaled 1,713 rushing yards and 25 rushing scores in addition to tying a school career record with three special-teams return touchdowns (2 kickoff, 1 punt).
- Received honorable mention All-Big 12 Conference accolades as a senior at Texas in 2006 after helping the Longhorns capture the BCS National Championship in 2005.
- Named third-team all-state (Class 5A) at Jersey Village High School in Jersey Village, Texas.
- Entered the NFL with the Broncos as a college free agent on May 2, 2007.

**CAREER TRANSACTIONS:** Signed by Denver as a college free agent 5/2/07.



**2007:** Young, who entered the NFL as a college free agent with the Broncos on May 2, finished his first season with the third-most rushing yards (729) by an undrafted rookie in NFL history (since the inception of the common draft in 1967)... Became just the sixth undrafted player in league annals to reach 500 rushing yards as

#### THIRD IN RUSHING YARDS BY AN UNDRAFTED ROOKIE

##### MOST RUSHING YARDS BY AN UNDRAFTED ROOKIE, NFL HISTORY (common draft era)

Player	Year	Att.	Yds.	Avg.	TDs
1. Dominic Rhodes, Ind.	2001	233	1,104	4.7	9
2. Fred Lane, Car.	1997	182	809	4.4	7
3. <b>Selvin Young, Den.</b>	<b>2007</b>	<b>140</b>	<b>729</b>	<b>5.2</b>	<b>1</b>
4. Clark Gaines, NYJ	1976	157	724	4.6	3
5. Mike Bell, Den.	2006	157	677	4.3	8

#### YOUNG AMONG NFL'S BEST IN YARDS PER RUSH

##### HIGHEST RUSHING AVERAGE, NFL, 2007 (min. 125 carries)

Player	Att.	Yds.	Avg.	LG	TDs
1. Adrian Peterson, Min.	238	1,341	5.6	73t	12
2. Fred Taylor, Jac.	223	1,202	5.4	80t	5
3. Chester Taylor, Min.	157	844	5.4	84t	7
4. <b>Selvin Young, Den.</b>	<b>140</b>	<b>729</b>	<b>5.2</b>	<b>50</b>	<b>1</b>
5. Ryan Grant, G.B.	188	956	5.1	66t	8

a rookie and the second Bronco with that distinction (Mike Bell, 677 yds. in 2006)... Played 15 games (8 starts), posting a team-high 729 yards on 140 carries (5.2 avg.) while catching 35 passes for 231 yards (6.6 avg.) and returning three kickoffs for 56 yards (18.7 avg.)... Ranked fourth in the NFL (min. 125 att.) with a 5.2-yard rushing average and placed third among league rookies with 729 rushing yards, becoming the first undrafted player in Broncos history to lead the club in rushing... Rushing total also ranked sixth in Broncos history among rookies... 35 receptions tied for the fifth most by a rookie in Denver annals... Finished second on the Broncos in both combined yards (1,016) and yards from scrimmage (960)... Posted both of his 100-yard games against divisional-rival Kansas City, joining Terrell Davis (1997) and Clinton Portis (2003) as one of three Broncos in team history to reach 100 rushing yards in both regular-season outings against the Chiefs in a season... Made his pro debut at Buf. (9/9)... Posted a 40-yard run in the home opener vs. Oak. (9/16)... Recorded his first pro start on *Monday Night Football* vs. G.B. (10/29), rushing 18 times for 71 yards while leading the Broncos with a season-high six catches for 49 yards... Recorded his first 100-yard game at K.C. (11/11) when he gained 109 yards with his first touchdown on 20 carries (5.5 avg.)... Scored on a 20-yard run in the third quarter... Declared inactive at Chi. (11/25) due to a knee injury... Suffered an arm injury at Oak. (12/2) and left the game early... Posted the second 100-yard game of his career when he totaled a career-high 156 yards on 17 carries (9.2 avg.), including a season-best 50-yard run, vs. K.C. (12/9)... 156 yards on 17 carries against the Chiefs marked the second-most rushing yards by a Bronco with less than 20 carries in a game in club history... Registered 91 rushing yards in the first quarter against the Chiefs en route to totaling 143 rushing yards in the first half for the seventh-highest rushing total in a half in club history... Started vs. Min. (12/30) and posted a season-high 22 carries for 87 yards (4.0 avg.).

**COLLEGE:** Young played 49 career games (16 starts) at the University of Texas, finishing his career 19th on the school's all-time rushing list with 1,713 yards and 25 touchdowns on 365 carries (4.7 avg.)... Finished his collegiate career with 3,060 all-purpose yards and was an honorable mention All-Big 12 Conference selection in 2006... Totaled 43 career kickoff returns for 994 yards (23.1 avg.) with one touchdown for the Longhorns while adding eight punt returns for 139 yards (17.4 avg.) with two touchdowns, which tied for the most by a player in school history... Three total return scores equaled the school's career standard... Helped the Longhorns secure the BCS National Championship in 2005, registering 96 carries for 461 yards (4.8 avg.) with eight touchdowns that year... Missed most of the 2004 season as a junior after suffering a broken right ankle returning a kickoff at Arkansas, and he was granted a medical redshirt year... Became the first player in Longhorns history to return both a punt and a kickoff for a touchdown in the same game in 2003 (vs. New Mexico State).

**PERSONAL:** At Jersey Village High School in Jersey Village, Texas, Young was a three-year starter and received third-team Class 5A all-state honors... Selvin Young and Vince Young, a quarterback for the Tennessee Titans, are good friends... Was a two-year honor roll student in high school... Graduated from Texas in December 2006 with a bachelor's degree in liberal arts... Selvin Young was born on Oct. 1, 1983, in Houston.

#### YOUNG'S REGULAR SEASON RECORD

Year	Club	RUSHING						RECEIVING						SCORING			
		G	S	No.	Yds.	Avg.	LG	TD	No.	Yds.	Avg.	LG	TD	TD	TDp	TDrt	2pt Pts.
2007	Denver	15	8	140	729	5.2	50	1	35	231	6.6	24	0	1	1	0	0
CAREER TOTALS		15	8	140	729	5.2	50	1	35	231	6.6	24	0	1	1	0	0

**ADDITIONAL STATISTICS:** Kick returns — 2007 (3 for 56 yds., 18.7 avg., 25 LG), TOTAL (3 for 56 yds., 18.7 avg., 25 LG). Miscellaneous fumbles — 2007 (1 FR), TOTAL (1 FR).

#### YOUNG'S SINGLE GAME HIGHS

(Postseason in parentheses)

**Rushes** — 22 vs. Minnesota, 12/30/07 (none). **Rushing yards** — 156 vs. Kansas City, 12/9/07 (none). **Longest rush** — 50 vs. Kansas City, 12/9/07 (none). **Rushing touchdowns** — 1 at Kansas City, 11/11/07 (none). **Receptions** — 6 vs. Green Bay, 10/29/07 (none). **Receiving yards** — 49 vs. Green Bay, 10/29/07 (none). **Longest reception** — 24 vs. Green Bay, 10/29/07 (none). **Receiving touchdowns** — None (none). **Rushing yards in one quarter** — 91 (1st qtr.) vs. Kansas City, 12/9/07 (none). **Rushing yards in one half** — 143 (1st half) vs. Kansas City, 12/9/07 (none). **Total yards** — 156 (156 rush/0 rec.) vs. Kansas City, 12/9/07 (none). **Total touchdowns** — 1 (all rush) at Kansas City, 12/9/07 (none).

#### YOUNG'S 100-YARD RUSHING GAMES (2)

\*denotes win (The Broncos are 2-0 when Young records 100 or more yards rushing in a game.)

Date	Opponent	No.	Yds.	Avg.	LG	TD
11/11/07	at Kansas City*	20	109	5.5	34	1
12/9/07	vs. Kansas City*	17	156	9.2	50	0



**YOUNG'S REGULAR SEASON TOP FIVE**

**Rushing Yards**

156 — vs. Kansas City, 12/9/07 (17 att.)  
 109 — at Kansas City, 11/11/07 (20 att., TD)  
 87 — vs. Minnesota, 12/30/07 (22 att.)  
 81 — at Indianapolis, 9/30/07 (8 att.)  
 71 — vs. Green Bay, 10/29/07 (18 att.)

**Receiving Yards**

49 — vs. Green Bay, 10/29/07 (6 rec.)  
 37 — vs. Jacksonville, 9/23/07 (2 rec.)  
 20 — at Kansas City, 11/11/07 (3 rec.)  
 20 — vs. San Diego, 10/7/07 (4 rec.)  
 19 — at Indianapolis, 9/30/07 (2 rec.)

**Rushing Touchdowns**

1 — at Kansas City, 11/11/07 (20-109)

**Total Yards From Scrimmage**

156 — vs. Kansas City, 12/9/07 (156 rush, 0 rec.)  
 129 — at Kansas City, 11/11/07 (109 rush, 20 rec.)  
 120 — vs. Green Bay, 10/29/07 (71 rush, 49 rec.)  
 100 — at Indianapolis, 9/30/07 (81 rush, 19 rec.)  
 99 — vs. Minnesota, 12/30/07 (87 rush, 12 rec.)

**Rushing Attempts**

22 — vs. Minnesota, 12/30/07 (87 yds.)  
 20 — at Kansas City, 11/11/07 (109 yds., TD)  
 18 — vs. Green Bay, 10/29/07 (71 yds.)  
 17 — vs. Kansas City, 12/9/07 (156 yds.)  
 14 — vs. Tennessee, 11/19/07 (54 yds.)

**Receptions**

6 — vs. Green Bay, 10/29/07 (49 yds.)  
 5 — at Houston, 12/13/07 (8 yds.)  
 4 — vs. San Diego, 10/7/07 (20 yds.)  
 3 — vs. Minnesota, 12/30/07 (12 yds.)  
 3 — at Kansas City, 11/11/07 (20 yds.)

**Longest Runs From Scrimmage**

50 — vs. Kansas City, 12/9/07 (17-156)  
 40 — vs. Oakland, 9/16/07 (3-43)  
 34 — at Kansas City, 11/11/07 (20-109, TD)  
 32 — at Indianapolis, 9/30/07 (8-81)  
 20 — vs. Minnesota, 12/30/07 (22-87)  
 20 — at Houston, 12/13/07 (8-34)  
 20t — at Kansas City, 11/11/07 (20-109, TD)

**SELVIN YOUNG'S CAREER GAME-BY-GAME**

*(Victories asterisked)*

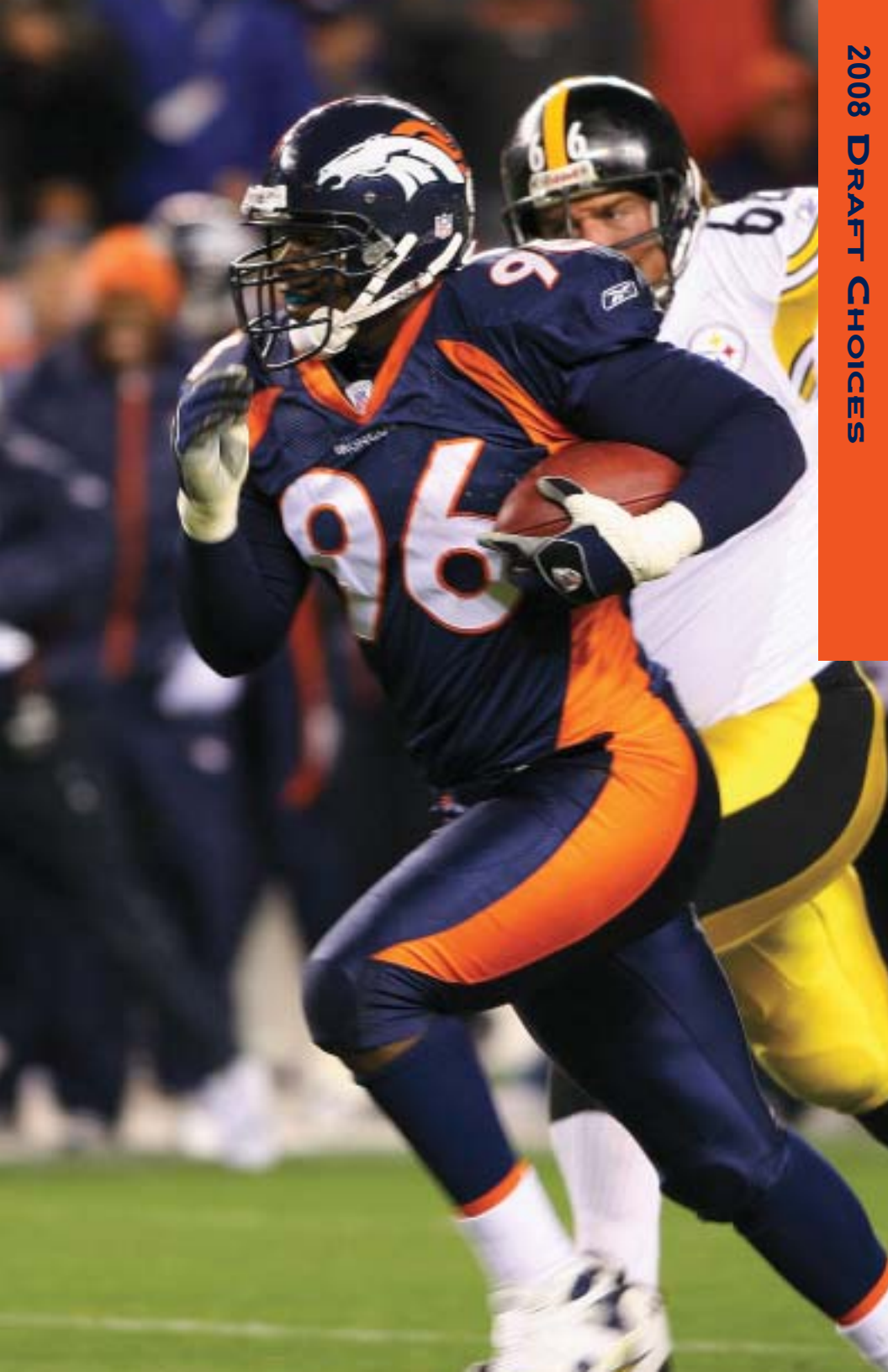
2007 DENVER (7-9)				RUSHING					RECEIVING					SCORING	
Date	Opponent	P/S	No.	Yds.	Avg.	LG	TD	No.	Yds.	Avg.	LG	TD	2pt.	Pts.	
Sep 9	at Buffalo*	P	2	7	3.5	4	0	0	0	0.0	—	0	0	0	
Sep 16	vs. Oakland*	P	3	43	14.3	40	0	1	1	1.0	1	0	0	0	
Sep 23	vs. Jacksonville	P	2	7	3.5	6	0	2	37	18.5	20	0	0	0	
Sep 30	at Indianapolis	P	8	81	10.1	32	0	2	19	9.5	11	0	0	0	
Oct 7	vs. San Diego	P	1	0	0.0	0	0	4	20	5.0	9	0	0	0	
Oct 21	vs. Pittsburgh*	P	2	1	0.5	2	0	1	16	16.0	16	0	0	0	
Oct 29	vs. Green Bay	S	18	71	3.9	18	0	6	49	8.2	24	0	0	0	
Nov 4	at Detroit	P	6	12	2.0	6	0	2	15	7.5	9	0	0	0	
Nov 11	at Kansas City*	S	20	109	5.5	34	1	3	20	6.7	11	0	0	6	
Nov 19	vs. Tennessee*	S	14	54	3.9	9	0	2	9	4.5	5	0	0	0	
Nov 25	at Chicago					INACTIVE (KNEE)									
Dec 2	at Oakland	S	7	28	4.0	9	0	2	17	8.5	10	0	0	0	
Dec 9	vs. Kansas City*	S	17	156	9.2	50	0	0	0	0.0	—	0	0	0	
Dec 13	at Houston	S	8	34	4.3	20	0	5	8	1.6	5	0	0	0	
Dec 24	at San Diego	S	10	39	3.9	10	0	2	8	4.0	5	0	0	0	
Dec 30	vs. Minnesota*	S	22	87	4.0	20	0	3	12	4.0	8	0	0	0	
Regular Season Totals		15/8	140	729	5.2	50	1	35	231	6.6	24	0	0	6	

**INTERCONFERENCE RECORD**

The Broncos have posted a 78-62-2 record in interconference play since the 1970 AFL-NFL merger for a .556 winning percentage that ranks as the fifth best in the NFL during that period entering the 2008 season. Since 1995, the Broncos have compiled a 32-20 (.615) record in games played against NFC clubs.


**DENVER'S RECORD AGAINST THE NFC, SINCE 1995**

Year	Division	Overall	Home	Away	Win Pct.
1995	NFC East	2-2	2-0	0-2	.500
1996	NFC Central	3-1	2-0	1-1	.750
1997	NFC West	3-1	2-0	1-1	.750
1998	NFC East	3-1	2-0	1-1	.750
1999	NFC Central	2-2	1-1	1-1	.500
2000	NFC West	3-1	2-0	1-1	.750
2001	NFC East	3-1	1-1	2-0	.750
2002	NFC West	4-0	2-0	2-0	1.000
2003	NFC North	1-3	1-1	0-2	.250
2004	NFC South	3-1	1-1	2-0	.750
2005	NFC East	3-1	2-0	1-1	.750
2006	NFC West	1-3	0-2	1-1	.333
2007	NFC North	1-3	1-1	0-2	.333
<b>TOTALS</b>		<b>32-20</b>	<b>19-7</b>	<b>13-13</b>	<b>.615</b>



## 2008 DENVER BRONCOS DRAFT CHOICES

Rd.	Choice	Player	Pos.	Ht.	Wt.	School
1	12	Ryan Clady	T	6-6	325	Boise State
2	42	Eddie Royal	WR	5-10	182	Virginia Tech
4	108	Kory Lichtensteiger	C	6-3	295	Bowling Green State
4	119	Jack Williams	CB	5-9	185	Kent State
5	139	Ryan Torain	RB	6-1	225	Arizona State
5	148	Carlton Powell	DT	6-2	300	Virginia Tech
6	183	Spencer Larsen	LB	6-2	240	Arizona
7	220	Josh Barrett	S	6-3	225	Arizona State
7	227	Peyton Hillis	FB	6-2	250	Arkansas



**RYAN CLADY**

6-6 • 325 • BOISE STATE


**BORN:** Sept. 6, 1986, in Long Beach, Calif.

**HIGH SCHOOL:** Eisenhower High School, Rialto, Calif.

**RESIDES:** Rialto, Calif.

**DRAFTED:** First Round (12th overall)

**78**



**TACKLE**

### CLADY AT A GLANCE:

- An offensive tackle with exceptional footwork and balance who started 37 of his 39 career games played at Boise State University, where he earned first-team All-Western Athletic Conference honors during his final two seasons.
- Started his last two years at left tackle for Boise State after starting at right tackle as a red-shirt freshman and competing along the defensive line on its scout team as a true freshman.
- Received first-team All-America honors from the American Football Coaches Association and *The Sporting News* as a 13-game starter for Boise State in 2007.
- Helped Boise State in 2006 become the only undefeated major college football team (13-0) in the nation and finish the year with a final ranking of No. 5 in the country (Associated Press) after its Fiesta Bowl victory against Oklahoma.
- Earned several regional honors, including first-team all-conference recognition, as a defensive lineman at Eisenhower High School in Rialto, Calif.
- Selected by the Broncos in the first round (12th overall) of the 2008 NFL Draft.

**2007:** Clady received first-team All-America honors from the American Football Coaches Association and *The Sporting News* while earning second-team recognition from the Walter Camp Football Foundation as a junior at Boise State... Joined running back Ian Johnson (2006) as one of only two BSU players to earn first-team All-America honors since the school entered Division I-A competition in 1996... Also picked up first-team All-Western Athletic Conference honors... Started all 13 games at left tackle... Finished the year with 122 knockdowns, leading the nation's blockers with 21 touchdown-resulting blocks to grade 85.8 percent... Helped the Broncos rank 12th in the nation in total offense (467.4 ypg.) and fourth in scoring (42.4 ppg.)... Blocked a 41-yard field goal attempt in the second game of the season at Washington (9/8)... Helped the Broncos earn a berth in the Hawaii Bowl.

**2006:** Clady was a first-team All-Western Athletic Conference selection as a 13-game starter at left tackle during his sophomore campaign at Boise State... Earned second-team All-America honors from *Sports Illustrated*... Helped Boise State become the only undefeated major college football team in the country (13-0) en route to a final ranking of No. 5 in the country (Associated Press)... Blocked for an offense that ranked second in the country in scoring (39.7 ppg.), second in rushing touchdowns (39), sixth in rushing (214.2 ypg.) and 10th in total offense (420.6 ypg.)... Graded 82.2 percent as a blocker, registering 102 knockdowns and 11 touchdown-resulting blocks... Started in Boise State's Fiesta Bowl win against Oklahoma... Blocked for running back Ian Johnson, who received several All-America honors.

**2005:** Clady played 13 games (11 starts) at right tackle as a redshirt freshman at Boise State... Earned first-team freshman All-America honors from ESPN.com, second-team accolades from *College Football News* and third-team recognition from *The Sporting News*... Helped the Broncos rank ninth in the country in scoring (36.1 ppg.), 19th in rushing (202.5 ypg.) and fifth in rushing touchdowns (36).

**2004:** Clady redshirted as a true freshman at Boise State, playing defensive line on its scout team.

**HIGH SCHOOL:** Clady received first-team All-CVL honors as well as first-team All-County and All-CIF recognition as a defensive lineman at Eisenhower High School in Rialto, Calif.... Registered 60 tackles, five sacks and one fumble recovery as a senior.

**PERSONAL:** Clady majored in communications at Boise State... Is the son of Ross Clady... Ryan Clady was born on Sept. 6, 1986, in Long Beach, Calif.

## CLADY'S COLLEGIATE RECORD — BOISE STATE

Year	School	G	S
2004	Boise State	REDSHIRTED	
2005	Boise State	13	11
2006	Boise State	13	13
2007	Boise State	13	13
<b>CAREER TOTALS</b>		<b>39</b>	<b>37</b>

**ADDITIONAL STATISTICS:** Blocked a 41-yard field goal attempt at Washington (9/8/07).



**EDDIE ROYAL**

5-10 • 182 • VIRGINIA TECH

**BORN:** May 21, 1986, in Alexandria, Va.

**HIGH SCHOOL:** Westfield High School, Chantilly, Va.

**RESIDES:** Herndon, Va.

**DRAFTED:** Second Round (42nd overall)

**3**



**WIDE RECEIVER**

### ROYAL AT A GLANCE:

- A wide receiver who finished his four-year career at Virginia Tech University as its all-time leader in career all-purpose yards with 4,686, a total that included an Atlantic Coast Conference-record 1,296 punt return yards (11.7 avg.) along with 1,386 kickoff return yards (23.5 avg.).
- Accounted for 17 touchdowns at Virginia Tech, scoring 12 touchdowns on receptions, three on punt returns and one on a rush while also throwing one touchdown pass.
- Ranked fourth in Virginia Tech history in career receptions (119), fifth in receiving touchdowns (12) and sixth in receiving yards (1,778) while playing 51 career games (44 starts) for the Hokies.
- Earned first-team All-ACC honors as a senior in 2007 after scoring two punt return touchdowns and ranking 10th in the nation in punt return average (14.7 avg.) while posting career highs in receptions (33-496 yds.) and receiving touchdowns (4).
- Received *SuperPrep* All-America honors at Westfield High School in Chantilly, Va.
- Selected by the Broncos in the second round (42nd overall) of the 2008 NFL Draft.

**2007:** Royal played 13 games (11 starts) as a senior at Virginia Tech, earning first-team All-Atlantic Coast Conference honors and second-team All-America accolades from *The NFL Draft Report*... Posted career highs in receptions (33-496) and receiving touchdowns (4)... Led the ACC and ranked 10th in the nation with a 14.7-yard punt return average (31-455) and scored two touchdowns on punt returns... Scored on a 60-yard punt return vs. William & Mary (9/22) and an 82-yard punt return at Clemson (10/6)... Added 14 kickoff returns for 316 yards (22.6 avg.) and eight rushes for 112 yards (14.0 avg.)... Finished with 1,379 all-purpose yards (106.1 ypg.).

**2006:** Royal played 13 games (9 starts) during his junior year at Virginia Tech and picked up second-team All-Atlantic Coast Conference honors while being named an honorable mention All-American by *Sports Illustrated*... Caught 31 passes for 497 yards (16.0 avg.) with three touchdowns... Led the ACC and ranked 12th in the nation with a 13.2-yard punt return average (23-304) with one touchdown (58 yds., vs. Duke, 9/16)... Added 431 yards on 19 kickoff returns (22.7 avg.) and five rushes for 24 yards... Threw a 53-yard touchdown on a trick play against Georgia (12/30) in the Peach Bowl... Finished with 1,256 all-purpose yards (96.7 ypg.).

**2005:** Royal started all 13 games as a sophomore, finishing third on Virginia Tech with 27 receptions for 315 yards (11.7 avg.) with two scores while adding 10 rushes for 79 yards with one touchdown... Returned 32 punts for 263 yards (8.2 avg.) and 14 kickoffs for 293 yards (20.9 avg.) to account for 950 all-purpose yards.

**2004:** Royal received freshman All-America honors from *The NFL Draft Report* after hauling in 28 passes for 470 yards (16.8 avg.) with three touchdowns in 12 games (11 starts) as a true freshman... Returned 25 punts for 274 yards (11.0 avg.) and gained 346 yards on 12 kickoff returns (28.8 avg.)... Totaled 1,101 all-purpose yards.

**HIGH SCHOOL:** Royal attended Westfield High School in Chantilly, Va., where he was an all-state selection as both a wide receiver and special-teams returner... Received All-America honors from *SuperPrep*, which rated him the top player in Virginia... Also was named a *PrepStar* All-American... Totaled 41 receptions for 875 yards (21.3



avg.) with 11 touchdowns as a senior, helping Westfield win a Group AAA Division 6 championship (14-0)... Also scored on a 47-yard punt return that year, one of 10 kick return touchdowns he posted during his prep career.

**PERSONAL:** Royal earned a bachelor's degree in sociology from Virginia Tech in three-and-a-half years... Is the son of Pearl Royal and William Edward Royal... Resides in Herndon, Va.... Eddie Royal was born on May 21, 1986, in Alexandria, Va.

#### ROYAL'S COLLEGIATE RECORD — VIRGINIA TECH

Year	School	G	S	RECEIVING				PUNT RETURNS				KICKOFF RETURNS			
				No.	Yds.	Avg.	LG	TD	No.	Yds.	Avg.	LG	TD	No.	Yds.
2004	Va. Tech	12	11	28	470	16.8	80	3	25	274	11.0	58	0	12	346
2005	Va. Tech	13	13	27	315	11.7	42	2	32	263	8.2	29	0	14	293
2006	Va. Tech	13	9	31	497	16.0	49	3	23	304	13.2	58	1	19	431
2007	Va. Tech	13	11	33	496	15.0	56	4	31	455	14.7	82	2	14	316
<b>CAREER TOTALS</b>		<b>51</b>	<b>44</b>	<b>119</b>	<b>1,778</b>	<b>14.9</b>	<b>80</b>	<b>12</b>	<b>111</b>	<b>1,296</b>	<b>11.7</b>	<b>82</b>	<b>3</b>	<b>59</b>	<b>1,386</b>

**ADDITIONAL STATISTICS:** Rushing — 2004 (1 att. for 11 yds.), 2005 (10 att. for 79 yds., 7.9 avg., 17 LG, 1 TD), 2006 (5 att. for 24 yds., 4.8 avg., 10 LG), 2007 (8 att. for 112 yds., 14.0 avg., 53 LG), TOTAL (24 att. for 226 yds., 9.4 avg., 53 LG, 1 TD). Passing — 2006 (1-for-3, 53 yds., 1 TD, 1 INT), 2007 (0-for-2), TOTAL (1-for-5, 53 yds., 1 TD, 1 INT).



**KORY  
LICHTENSTEIGER**  
**6-3 • 295 • BOWLING GREEN STATE**  
**BORN:** March 22, 1985, in Van Wert, Ohio  
**HIGH SCHOOL:** Crestview High School, Convo, Ohio  
**RESIDES:** Van Wert, Ohio  
**DRAFTED:** Fourth Round (108th overall)

67

CENTER



#### LICHTENSTEIGER AT A GLANCE:

- A center who was honored with All-Mid-American Conference accolades during each of his four seasons at Bowling Green State University, where he was a four-year starter and tied the school career record with 48 starts.
- Credited with allowing only 2.5 sacks and four penalties in his collegiate career according to NFLDraftScout.com while posting the highest blocking consistency (85.6 percent) of any center in the country during his time at Bowling Green State.
- Named a finalist for the Rimington Trophy (nation's top center) and a first-team All-MAC choice as a senior who started all 13 games for the Falcons.
- Spent his first two seasons at Bowling Green State as a guard before switching to center as a junior and earning first-team All-MAC honors as a 12-game starter that year.
- Received first-team all-conference accolades as both an offensive and defensive lineman at Crestview High School in Convo, Ohio.
- Selected by the Broncos in the fourth round (108th overall) of the 2008 NFL Draft.

**2007:** Lichtensteiger started all 13 games for Bowling Green State as a senior and was a finalist for the Rimington Trophy (nation's top center) as well as a first-team All-Mid-American Conference selection... Served as team captain for the second consecutive season... Awarded the inaugural Falcon Medal of Honor following the year as the BGSU male athlete who exemplifies the characteristics of scholarship, athletics, service and leadership... Graded out at a career-best 88.1 percent blocking consistency, the top mark among major college centers... Helped the Falcons rank second in the MAC in passing offense (278.9 ypg.).

**2006:** Lichtensteiger started all 12 games for Bowling Green State as a junior, his first year at center... Received first-team All-Mid-American Conference honors and academic all-conference recognition... Served as team captain... Led the Falcons to a MAC-best 176.7 rushing yards per game... Allowed one sack all year.

**2005:** Lichtensteiger was a second-team All-Mid-American Conference pick for Bowling Green State as an 11-game starter at left guard during his sophomore campaign... Led the offensive line with 90 key blocks and helped the Falcons lead the conference in first downs while ranking second in scoring (33.8 ppg.).

**2004:** Lichtensteiger started all 12 games at left guard for Bowling Green State as a redshirt freshman who received second-team All-Mid-American Conference honors... Named a freshman All-American by the Football Writers Association of America... Helped the Falcons lead the MAC in scoring offense (43.6 ppg.), passing offense (335.6 ypg.), total offense (501.6 ypg.) and sacks against (1.0 per game)... Graded out at 85.5 percent blocking consistency and allowed half a sack for the year.


**2003:** Lichtensteiger redshirted as a true freshman at Bowling Green State.

**HIGH SCHOOL:** Lichtensteiger was a first-team All-Northwest Conference pick as an offensive and defensive lineman at Crestview High School in Convo, Ohio... Named his conference's Lineman of the Year as well as an all-state selection during his junior and senior campaigns... Tabbed his district's Lineman of the Year as a senior... Totaled 125 tackles and eight sacks as a senior after registering 100 tackles and six sacks as a junior.

**PERSONAL:** Lichtensteiger was a four-year letterwinner in basketball during his prep career and participated in the weight categories on the track team... Graduated with a bachelor's degree in criminal justice from Bowling Green State... Married to Mandi, and the couple has a 4-year-old son, Ayden... Brother, Kirk, played basketball at Defiance College... Kory Lichtensteiger was born on March 22, 1985, in Van Wert, Ohio.

#### LICHTENSTEIGER'S COLLEGIATE RECORD — BOWLING GREEN ST


Year	School	G	S
2004	Bowling Green St.	REDSHIRTED	
2004	Bowling Green St.	12	12
2005	Bowling Green St.	11	11
2006	Bowling Green St.	12	12
2007	Bowling Green St.	13	13
<b>CAREER TOTALS</b>		<b>48</b>	<b>48</b>



**JACK  
WILLIAMS**  
**5-9 • 185 • KENT STATE**  
**BORN:** March 27, 1985, in Norfolk, Va.  
**HIGH SCHOOL:** Booker T. Washington High School, Norfolk, Va.  
**RESIDES:** Norfolk, Va.  
**DRAFTED:** Fourth Round (119th overall)

26

CORNERBACK



#### WILLIAMS AT A GLANCE:

- A cornerback who totaled 20 takeaways (13 interceptions, 7 fumble recoveries) in 44 career games (37 starts) at Kent State University.
- Finished his career at Kent State tied for third in school history with 13 interceptions while registering a school-record two interceptions returned for touchdowns, including a 99-yard return score in the first game of his collegiate career during the 2004 season opener at Iowa.
- Posted a personal-best 93 tackles (70 solo) and three interceptions for Kent State as an 11-game starter who earned second-team All-Mid-American Conference honors as a senior.
- Tied for first in the nation with five forced fumbles while adding four fumble recoveries, four interceptions and three sacks as a junior for the Golden Flashes.
- Received all-state honors as a senior at Booker T. Washington High School in Norfolk, Va.
- Selected by the Broncos in the fourth round (119th overall) of the 2008 NFL Draft.

**2007:** Williams started all 11 games played for Kent State as a senior, totaling a career-best 93 tackles (70 solo) along with three interceptions (48 yds.) to earn second-team All-Mid-American Conference honors... Ranked second on the team with 93 stops... Added eight pass breakups, one forced fumble and two fumble recoveries... Returned four kickoffs for 94 yards (23.5 avg.)... Intercepted passes in consecutive games vs. Central Michigan (10/27) and at Northern Illinois (11/10)... Missed the Temple game (11/17) due to a shoulder sprain.

**2006:** Williams played 12 games (10 starts) for Kent State as a junior and tied for first in the nation with five forced fumbles while adding four fumble recoveries and four interceptions (44 yds.)... Posted 62 tackles (40 solo) and a career-high three sacks (26 yds.)... Returned six kickoffs for 122 yards (20.3 avg.)... Named Kent State's Defensive Back of the Year and Special Teams Player of the Year... Recorded two interceptions vs. Toledo (10/14), including one that he returned 44 yards for a touchdown.

**2005:** Williams was one of just six Kent State players to start all 11 games during his sophomore season, and he placed fifth on the team with 63 tackles (41 solo)... Added four interceptions (18 yds.), which were the most by a Golden Flash player in a season since 1995 (Tony Britt, 5 INTs), nine pass breakups, one forced fumble and one fumble recovery... Named Kent State's Defensive Back of the Year... Posted at least four tackles in nine of 11 games played.

**2004:** Williams played 10 games (5 starts) as a redshirt freshman, recording 27 tackles (16 solo) for Kent State... Posted two interceptions (99 yds.), including one that he returned a school-record 99 yards for a touchdown in the first game of his collegiate career during the season opener at Iowa (9/4)... Added four pass breakups, one punt return and one blocked punt (vs. Eastern Michigan, 11/13) for the season... Also returned two kickoffs for 36 yards (18.0 avg.).

**2003:** Williams redshirted as a true freshman at Kent State.


**HIGH SCHOOL:** Williams received all-state honors as a senior at Booker T. Washington High School in Norfolk, Va.... Also picked up all-region and all-Tidewater accolades during his final prep season... Twice named all-district and lettered three times as a defensive back while also seeing time as a wide receiver... Posted 10 interceptions and 10 touchdowns as a senior.

**PERSONAL:** Williams earned "Elite Flash" status for his prowess in weightlifting, speed and agility in offseason drills at Kent State... Received a bachelor's degree in sports management from Kent State... Jack Williams was born on March 27, 1985, in Norfolk, Va.

#### WILLIAMS' COLLEGIATE RECORD — KENT STATE

Year	School	G	S	UT	A	TT	S-Yds.	I-Yds.	PD	FF	FR	TD-Int.	TD-FR	S	Pts.
2003	Kent State						REDSHIRTED								
2004	Kent State	10	5	16	11	27	0-0	2-99	4	0	0	1	0	0	6
2005	Kent State	11	11	41	22	63	0-0	4-18	9	1	1	0	0	0	0
2006	Kent State	12	10	40	22	62	3-26	4-44	4	5	4	1	0	0	6
2007	Kent State	11	11	70	23	93	0-0	3-48	8	1	2	0	0	0	0
<b>CAREER TOTALS</b>		<b>44</b>	<b>37</b>	<b>167</b>	<b>78</b>	<b>245</b>	<b>3-26</b>	<b>13-209</b>	<b>25</b>	<b>7</b>	<b>7</b>	<b>2</b>	<b>0</b>	<b>0</b>	<b>12</b>

**ADDITIONAL STATISTICS:** Kickoff returns — 2004 (2 for 36 yds., 18.0 avg.), 2006 (6 for 122 yds., 20.3 avg.), 2007 (4 for 94 yds., 23.5 avg.), TOTAL (12 for 252 yds., 21.0 avg.). Punt returns — 2004 (1 for -1 yds.), TOTAL (1 for -1 yds.). Blocked a punt vs. Eastern Michigan (11/13/04).



**RYAN TORAIN**

6-1 • 225 • ARIZONA STATE


BORN: Aug. 10, 1986, in Topeka, Kan.

HIGH SCHOOL: Shawnee Mission N.W. High School, Shawnee Mission, Kan.

RESIDES: Olathe, Kan.

DRAFTED: Fifth Round (139th overall)

42



#### TORAIN AT A GLANCE:

- A running back who averaged 93.8 rushing yards per game and 5.4 yards per carry while posting seven 100-yard rushing outings in 19 career games (14 starts) during two seasons at Arizona State University after transferring from Butler Community College (El Dorado, Kan.).
- Totaled the fourth-highest single-season rushing output in Pacific-10 Conference history by a player in his debut year with 1,229 rushing yards for the Sun Devils as a junior in 2006.
- Named a second-team All-Pac-10 selection in 2006 after ranking third in the conference and 21st in the nation with 1,229 rushing yards, which marked the eighth-highest single-season rushing output in Arizona State history and the most rushing yards by a Sun Devil in 32 years.
- Averaged 92.2 rushing yards per game in six games for Arizona State as a senior in 2007 before suffering a season-ending foot injury.
- Received first-team all-state honors at Shawnee Mission N.W. High School (Shawnee Mission, Kan.) before playing two seasons at Butler Community College, where he rushed for 1,396 yards on 228 carries (6.1 avg.) with 20 touchdowns.
- Selected by the Broncos in the fifth round (139th overall) of the 2008 NFL Draft.

**2007:** Torain averaged 92.2 rushing yards per game as a senior at Arizona State, totaling 553 rushing yards on 110 carries (5.0 avg.) with five touchdowns in six games (6 starts) before missing the final seven contests due to a fractured toe... Also caught seven passes for 100 yards (14.3 avg.) with two touchdowns to total 653 all-purpose yards... Posted at least 90 rushing yards in five of his six games, including three 100-yard efforts... Ran for a season-high 123 yards and had three rushing scores in the season opener vs. San Jose State (9/1).

**2006:** Torain recorded the fourth-highest single-season rushing output in Pacific-10 Conference history by a player in his debut season with 1,229 yards on 223 carries (5.5 avg.) with seven touchdowns in 13 games (8 starts) for Arizona State as a junior... Added 18 receptions for 205 yards (11.4 avg.) with three touchdowns to finish the year with 1,434 all-purpose yards (110.3 ypg)... Received second-team All-Pac-10 honors, ranking third in the conference and 21st in the nation in rushing yards... 1,229 rushing yards marked the most in a season by an ASU player in 32 years (Freddie Williams, 1,427 yds., 1975) and the eighth-best single-year output in school annals... Also became ASU's first 1,000-yard rusher since 2001... Had four 100-yard rushing games, including a career-high 191 yards on 24 carries (8.0 avg.) with one touchdown at California (9/23).

**2005:** Torain played eight games (4 starts) as a sophomore at Butler Community College, rushing for 739 yards on 109 carries (6.8 avg.) with 11 touchdowns... Missed four games with an ankle sprain.


**2004:** Torain played 10 games (6 starts) as a freshman at Butler Community College, receiving second-team All-Jayhawk Community College Conference honors after rushing for 657 yards on 119 carries (5.5 avg.) with nine touchdowns... Helped Butler advance to the national championship game and a No. 2 national ranking.

**HIGH SCHOOL:** Torain attended Shawnee Mission Northwest High School in Shawnee Mission, Kan., where he rushed for more than 1,600 yards as a senior to earn first-team All-Class 6A honors... Also tabbed first-team All-League as its leading rusher... Scored five touchdowns in the first half of a game.

**PERSONAL:** Torain majored in education and sociology at Arizona State... Lettered twice each in basketball and track during his prep career... Ryan Torain was born on Aug. 10, 1986, in Topeka, Kan.

#### TORAIN'S COLLEGIATE RECORD — ARIZONA STATE

Year	School	G	S	RUSHING					RECEIVING					SCORING			
				No.	Yds.	Avg.	LG	TD	No.	Yds.	Avg.	LG	TD	TD	TDp	TDrt	2pt Pts.
2006	Arizona St.	13	8	223	1,229	5.5	64	7	18	205	11.4	39	3	10	7	3	0 60
2007	Arizona St.	6	6	110	553	5.0	41	5	7	100	14.3	48	2	7	5	2	0 42
<b>CAREER TOTALS</b>		<b>19</b>	<b>14</b>	<b>333</b>	<b>1,782</b>	<b>5.4</b>	<b>64</b>	<b>12</b>	<b>25</b>	<b>305</b>	<b>12.2</b>	<b>48</b>	<b>5</b>	<b>17</b>	<b>12</b>	<b>5</b>	<b>0 102</b>



**CARLTON POWELL**

6-2 • 300 • VIRGINIA TECH


BORN: Aug. 14, 1985, in Norfolk, Va.

HIGH SCHOOL: Great Bridge High School, Chesapeake, Va.

RESIDES: Chesapeake, Va.

DRAFTED: Fifth Round (148th overall)

71



#### DEFENSIVE TACKLE

#### POWELL AT A GLANCE:

- A defensive tackle who started 13 games in each of his final two seasons at Virginia Tech University, helping the Hokies rank no worse than fourth in the nation in both total yards per game and points per game allowed during those years.
- Finished his Virginia Tech career as the only Division I-A player who held opponents to negative rushing yards (-13 yards on 106 attempts) on running plays directed at him according to NFLDraftScout.com.
- Had career highs in tackles (39) and sacks (3.5) in 2007 on a Virginia Tech defense that posted top-5 national rankings in scoring defense (3rd), total defense (4th) and rushing defense (5th).
- Started all 13 games for the Hokies as a junior in 2006, helping them lead the nation in scoring defense (11.0 ppg.) and total defense (219.5 ypg.).
- Received all-region honors from *PrepStar* as a senior at Great Bridge High School in Chesapeake, Va., where he played inside linebacker for three seasons before switching to defensive tackle.
- Selected by the Broncos in the fifth round (148th overall) of the 2008 NFL Draft.

**2007:** Powell played 14 games (13 starts) as a senior for Virginia Tech, helping the Hokies post top-5 national rankings in scoring defense (3rd - 16.1 ppg.), total defense (4th - 296.9 ypg.) and rushing defense (5th - 86.6 ypg.) while earning a berth in the Orange Bowl... Totaled career highs in tackles (39 / 11 solo) and sacks (3.5-22 yds.)... Credited with making seven tackles in the red zone... Had at least four stops in four games.

**2006:** Powell started all 13 games for Virginia Tech as a junior on a defense that led the nation in scoring defense (11.0 ppg.) and total defense (219.5 ypg.)... Finished with 38 tackles (16 solo), 2.5 sacks (19 yds.), one pass breakup and two fumble recoveries... Helped the Hokies place 11th in the country in rushing defense (91.2 ypg.) and advance to the Chick-fil-A Bowl... Earned the President's Award for his leadership on defense during offseason and spring workouts.

**2005:** Powell played 12 games (5 starts) and posted 13 tackles (3 solo) along with half a sack (4 yds.) as a sophomore for Virginia Tech... Started the Gator Bowl against Louisville (1/2)... Was one of two defensive players to earn the Frank O. Moseley Award for his hustle during the offseason and spring practices.

**2004:** Powell played 13 games (1 start) as a redshirt freshman at Virginia Tech and had 17 tackles (7 solo) along with one forced fumble... Earned his first collegiate start against Florida A&M (10/16)... Played in the Sugar Bowl against Auburn (1/3)... Given the Frank O. Moseley Award, which goes to the defensive player who shows the most hustle during offseason and spring workouts.


**2003:** Powell redshirted as a true freshman at Virginia Tech.

**HIGH SCHOOL:** Powell played inside linebacker for his first three seasons at Great Bridge High School in Chesapeake, Va., before moving to defensive tackle as a senior... Also saw time on the offensive line... Totaled 60 tackles, five sacks, five fumble recoveries and one blocked punt as a senior, earning all-region honors from *PrepStar*... Rated the No. 15 player in Virginia by *PrepStar*.

**PERSONAL:** Powell earned a bachelor's degree in human nutrition (food and exercise) from Virginia Tech... Completed in the weight categories on the track team during his prep career, placing seventh in the Group AAA outdoor shot put competition as a senior... Carlton Eugene Powell Jr. was born on Aug. 14, 1985, in Norfolk, Va.


#### POWELL'S COLLEGIATE RECORD — VIRGINIA TECH

Year	School	G	S	UT	A	TT	S-Yds.	I-Yds.	PD	FF	FR	TD-Int.	TD-FR	S	Pts.
2003	Va. Tech						REDSHIRTED								
2004	Va. Tech	13	1	7	10	17	0-0	0-0	0	1	0	0	0	0	0
2005	Va. Tech	12	5	3	10	13	0.5-4	0-0	0	0	0	0	0	0	0
2006	Va. Tech	13	13	16	22	38	2.5-19	0-0	1	0	2	0	0	0	0
2007	Va. Tech	14	13	11	28	39	3.5-22	0-0	0	0	0	0	0	0	0
<b>CAREER TOTALS</b>		<b>52</b>	<b>32</b>	<b>37</b>	<b>70</b>	<b>107</b>	<b>6.5-45</b>	<b>0-0</b>	<b>1</b>	<b>1</b>	<b>2</b>	<b>0</b>	<b>0</b>	<b>0</b>	<b>0</b>



**SPENCER LARSEN**  
**6-2 • 240 • ARIZONA**  
**BORN:** March 4, 1984, in Mesa, Ariz.  
**HIGH SCHOOL:** Gilbert High School, Gilbert, Ariz.  
**RESIDES:** Gilbert, Ariz.  
**DRAFTED:** Sixth Round (183rd overall)

46



**LINEBACKER**

#### LARSEN AT A GLANCE:

- A linebacker who twice earned All-Pacific-10 Conference recognition at the University of Arizona, where he finished his career ranked 15th in school history with 312 tackles and was a two-time team captain.
- Led the Pac-10 and placed 13th in the nation with 131 tackles, the most by an Arizona player in nine seasons, as a senior in 2007 to earn first-team all-conference recognition.
- Totaled nine takeaways (seven fumble recoveries, two interceptions) while starting 24 games during his final two years at Arizona.
- Did not play football during the 2003-04 seasons when he was completing a Mormon mission in Chile.
- Received first-team all-state honors as a senior at Gilbert High School in Gilbert, Ariz.
- Selected by the Broncos in the sixth round (183rd overall) of the 2008 NFL Draft.

**2007:** Larsen was a first-team All-Pacific-10 Conference selection as a senior at Arizona after leading the conference and ranking 13th in the nation with 131 tackles (87 solo) in 12 games (12 starts)... 131 tackles were the most by a Wildcat in nine seasons (Marcus Bell, 139 tackles, 1998)... Added four sacks (35 yds.), one interception (3 yds.), five pass breakups, four fumble recoveries and three forced fumbles... Four fumble recoveries were the most by an Arizona linebacker in a season since 1993 (Akili Jackson, 5)... Earned the inaugural Pac-10 Scholar-Athlete of the Year award for football and was a first-team academic all-conference selection... Served as team captain for the second year in a row... Posted 17 tackles at Southern California (10/13) and 16 against Oregon (11/15).

**2006:** Larsen received second-team All-Pacific-10 Conference honors as a junior for Arizona, totaling a team-high 89 tackles (63 solo), two sacks (11 yds.) and one interception in 12 games (12 starts)... Added three pass breakups, three fumble recoveries and two forced fumbles... Received first-team academic all-conference honors... Made 13 tackles and forced one fumble against Southern California (9/23).

**2005:** Larsen, playing football for the first time since 2002, saw time in eight games (6 starts) as a sophomore for Arizona and totaled 51 tackles (29 solo), one sack (9 yds.) one pass breakup and one fumble recovery... 51 tackles led the Wildcats' linebackers... Missed the first two games of the year with a knee injury... Received second-team academic all-conference recognition.

**2003-04:** Larsen did not play football from 2003-04 because he was on a Mormon mission in Chile.

**2002:** Larsen played all 12 games (7 starts) as a true freshman for Arizona and recorded 41 tackles (30 solo), two sacks (7 yds.) and three pass breakups... Named third-team freshman All-America and first-team freshman All-Pacific-10 Conference by *The Gridiron Report*.

**HIGH SCHOOL:** Larsen earned *SuperPrep* All-Farwest honors and was named first-team all-state by *The Arizona Republic* as a senior at Gilbert High School in Gilbert, Ariz.... Recorded 124 tackles as a senior as the All-Region co-Defensive Most Valuable Player... Also saw time at quarterback.

**PERSONAL:** Larsen is married to Ann, and the couple has one son, Tyton... Spent 2003 and '04 on a Mormon mission in Chile... Also lettered in baseball and track in high school... Had a 3.7 grade point average and earned a bachelor's degree in regional development from Arizona... Spencer Larsen was born on March 4, 1984, in Mesa, Ariz.

#### LARSEN'S COLLEGIATE RECORD — ARIZONA

Year	School	G	S	UT	A	TT	S-Yds.	I-Yds.	PD	FF	FR	TD-Int.	TD-FR	S	Pts.
2002	Arizona	12	7	30	11	41	2-7	0-0	3	0	0	0	0	0	0
2003	Arizona						DID NOT PLAY - MORMON MISSION IN CHILE								
2004	Arizona						DID NOT PLAY - MORMON MISSION IN CHILE								
2005	Arizona	8	6	29	22	51	1-9	0-0	1	0	1	0	0	0	0
2006	Arizona	12	12	63	26	89	2-11	1-0	3	2	3	0	0	0	0
2007	Arizona	12	12	87	44	131	4-35	1-3	5	3	4	0	0	0	0
<b>CAREER TOTALS</b>		<b>44</b>	<b>37</b>	<b>209</b>	<b>103</b>	<b>312</b>	<b>9-62</b>	<b>2-3</b>	<b>12</b>	<b>5</b>	<b>8</b>	<b>0</b>	<b>0</b>	<b>0</b>	<b>0</b>



**JOSH BARRETT**  
**6-3 • 225 • ARIZONA STATE**  
**BORN:** Nov. 22, 1984, in Reno, Nev.  
**HIGH SCHOOL:** Reno High School, Reno, Nev.  
**RESIDES:** Reno, Nev.  
**DRAFTED:** Seventh Round (220th overall)

36



**SAFETY**

#### BARRETT AT A GLANCE:

- A safety who started 21 games during his final two seasons at Arizona State University.
- Received honorable mention All-Pacific-10 Conference honors as a junior in 2006 after leading the Sun Devils in tackles (82) and interceptions (3) as a 13-game starter.
- Finished his collegiate career with 10 takeaways, totaling six interceptions and four fumble recoveries in 47 career games (27 starts) at Arizona State.
- Posted a career-high seven pass breakups in 11 games (8 starts) as a senior for the Sun Devils.
- Earned all-state honors on offense and as a returner while being named the Northern Class 4A Player of the Year as a senior at Reno High School in Reno, Nev.
- Selected by the Broncos in the seventh round (220th overall) of the 2008 NFL Draft.

**2007:** Barrett played 11 games (8 starts) as a senior at Arizona State, finishing the year with 38 tackles (25 solo), one sack (9 yds.), one interception, a career-high seven pass breakups and one fumble recovery... Missed three games early in the year due to injuries... Received ASU's Cecil Abono Team Captain Award... Posted seven tackles vs. California (10/27) and intercepted a pass at UCLA (11/10).

**2006:** Barrett earned honorable mention All-Pacific-10 Conference recognition and first-team academic all-conference accolades as a junior at Arizona State after leading the Sun Devils in tackles (82 / 58 solo) and interceptions (3 / 42 yds.)... Started all 13 games and added six pass breakups and one fumble recovery... Voted ASU's Defensive Most Valuable Player... Named Pac-10 Conference Defensive Player of the Week after intercepting two passes and posting nine tackles in an overtime win at Washington (10/28)... Recorded a career-best 11 tackles at Arizona (11/25)... Earned Hard Hat Player recognition for his work in the Sun Devils' offseason strength and conditioning program before the start of the year.

**2005:** Barrett played 12 games (2 starts) as a sophomore for the Sun Devils, totaling 37 tackles (26 solo), one sack (9 yds.), one interception (12 yds.), four pass breakups and one forced fumble... Received ASU's Special Teams Iron Man Award... Started and had one interception in ASU's Insight Bowl win against Rutgers (12/27).

**2004:** Barrett, in his first full college season, played 10 games (4 starts) as a redshirt freshman for Arizona State and had 17 tackles (12 solo), one interception (23 yds.) and two fumble recoveries... Notched the first interception of his collegiate career at Arizona (11/26).

**2003:** Barrett was granted a medical redshirt after suffering a shoulder injury in the season opener against Northern Arizona (9/6)... Earned the Glen Hawkins Scout Team Award for defense.

**HIGH SCHOOL:** Barrett attended Reno High School in Reno, Nev., where he was selected the Northern Class 4A Player of the Year in Nevada as a senior... Also named an all-state selection (*Las Vegas Sun*) on offense and as a returner that year... Garnered first-team all-region honors at wide receiver, defensive back and return specialist while being named his conference's player of the year as a senior... Totaled five rushing touchdowns and five



receiving touchdowns in addition to intercepting five passes as a senior... Returned seven kicks and punts for touchdowns and scored four times on interception returns during his career.

**PERSONAL:** Barrett received a bachelor's degree in marketing from Arizona State... Father, Grieg, played basketball at Nevada, and his cousin, Jerald Moore, played running back for the St. Louis Rams (1996-98) and New Orleans Saints (2000)... Competed in basketball, track and baseball during his prep career... Joshua Robert Barrett was born on Nov. 22, 1984, in Reno, Nev.

#### BARRETT'S COLLEGIATE RECORD — ARIZONA STATE

Year	School	G	S	UT	A	TT	S-Yds.	I-Yds.	PD	FF	FR	TD-Int.	TD-FR	S	Pts.
2003	Arizona St.	1	0	0	0	0	0-0	0-0	0	0	0	0	0	0	0
2004	Arizona St.	10	4	12	5	17	0-0	1-23	0	0	2	0	0	0	0
2005	Arizona St.	12	2	26	11	37	1-9	1-12	4	1	0	0	0	0	0
2006	Arizona St.	13	13	58	24	82	1-2	3-42	6	0	1	0	0	0	0
2007	Arizona St.	11	8	25	13	38	1-9	1-0	7	0	1	0	0	0	0
<b>CAREER TOTALS</b>		<b>47</b>	<b>27</b>	<b>121</b>	<b>53</b>	<b>174</b>	<b>3-20</b>	<b>6-77</b>	<b>17</b>	<b>1</b>	<b>4</b>	<b>0</b>	<b>0</b>	<b>0</b>	<b>0</b>



**PEYTON HILLIS**

**6-2 • 250 • ARKANSAS**

**BORN:** Jan. 21, 1986, in Conway, Ark.

**HIGH SCHOOL:** Conway High School, Conway, Ark.

**RESIDES:** Conway, Ark.

**DRAFTED:** Seventh Round (227th overall)

**48**



**FULLBACK**

#### HILLIS AT A GLANCE:

- A fullback who totaled 2,624 career all-purpose yards and 23 touchdowns as a three-year starter at the University of Arkansas, where he also saw time as a halfback, wide receiver and special-teams returner.
- Finished his career at Arkansas tied for seventh in school history in receptions (118), tied for ninth in touchdown receptions (11) and 15th in receiving yards (1,195), totals that all marked school records for running backs.
- Blocked for two-time Heisman Trophy runner-up Darren McFadden and helped both he and fellow Razorbacks rusher Felix Jones each post 1,000-yard rushing campaigns in 2006 and '07.
- Led Arkansas in both receptions (49) and receiving yards (537) as a senior in 2007, setting school single-season records for running backs in those categories.
- Rated the top fullback in the nation by *SuperPrep* at Conway High School in Conway, Ark.
- Selected by the Broncos in the seventh round (227th overall) of the 2008 NFL Draft.

**2007:** Hillis played 13 games (9 starts) as a senior at Arkansas, rushing 62 times for 347 yards (5.6 avg.) with two touchdowns and leading the Razorbacks in both receptions (49) and receiving yards (537) while adding five receiving scores... 49 catches and 537 receiving yards both marked school single-season records for running backs... Finished with 886 all-purpose yards and blocked for Heisman Trophy runner-up Darren McFadden, who ranked fourth in the nation in rushing (140.8 ypg. / 1,830 yds.)... Also blocked for another 1,000-yard rusher in Felix Jones (1,162 yds.) and helped Arkansas rank fourth in the nation in rushing (286.5 ypg.)... Received the 2007 Paul Eells Award for the Arkansas player who showed outstanding character through adversity.

**2006:** Hillis played 10 games (9 starts) as a junior for the Razorbacks before a deep thigh bruise sidelined him for the final four games of the year... Totaled 13 rushes for 57 yards (4.4 avg.) with one touchdown, 19 receptions for 159 yards (8.4 avg.), eight punt returns for 92 yards (11.5 avg.) and an 18-yard kickoff return for 326 all-purpose yards... Blocked for Heisman Trophy runner-up Darren McFadden (1,647 yds.) and 1,000-yard rusher Felix Jones (1,168 yds.), helping the Razorbacks rank fourth in the nation in rushing (228.5 ypg.).

**2005:** Hillis played 11 games (9 starts) as a sophomore for Arkansas, totaling 947 all-purpose yards (86.1 ypg.) in his first year as a starter... Posted 65 rushes for 315 yards (4.8 avg.) with three touchdowns, 38 receptions for 402 yards (10.6 avg.) with four scores, 16 punt returns for 165 yards (10.3 avg.) and three kickoff returns for 65 yards (21.7 avg.)... 38 receptions led the team... Ranked fourth in the Southeastern Conference in punt return average (10.3 yds.)... Added five tackles on special teams... Started at tailback vs. Vanderbilt (9/10).

**2004:** Hillis played 10 games (2 starts) as a true freshman at Arkansas and rushed 63 times for 240 yards (3.8 avg.) with six touchdowns... Posted 12 receptions for 97 yards (8.1 avg.) with two touchdowns and seven kickoff returns for 128 yards (18.3 avg.)... Finished with 465 all-purpose yards... Missed three weeks after fracturing three transverse processes (L1, L2, L3) at Florida (10/2)... Scored touchdowns in each of his first four collegiate games.

**HIGH SCHOOL:** Hillis was a *SuperPrep* All-American at Conway High School in Conway, Ark., with that publication ranking him as the best fullback in the nation and the top prospect in Arkansas... Received consensus all-state honors... Posted the second-highest Arkansas Class 5A single-season rushing total as a senior, totaling 2,631 yards on 261 carries (10.1 avg.) with 29 touchdowns... Had nine touchdown runs of at least 55 yards that year and won the Landers Award, recognizing the top high school football player in Arkansas.

**PERSONAL:** Hillis majored in sociology at Arkansas... Received all-state honors in baseball during his prep career... Peyton Hillis was born on Jan. 21, 1986, in Conway, Ark.

#### HILLIS' COLLEGIATE RECORD — ARKANSAS

Year	School	G	S	RUSHING				RECEIVING				SCORING				
				No.	Yds.	Avg.	LG	TD	No.	Yds.	Avg.	LG	TD	TDp	TDrt	2pt
2004	Arkansas	10	2	63	240	3.8	42	6	12	97	8.1	18	2	8	2	0
2005	Arkansas	11	9	65	315	4.8	32	3	38	402	10.6	45	4	7	3	0
2006	Arkansas	10	9	13	57	4.4	12	1	19	159	8.4	21	0	1	1	0
2007	Arkansas	13	9	62	347	5.6	65	2	49	537	11.0	34	5	7	2	5
<b>CAREER TOTALS</b>		<b>44</b>	<b>29</b>	<b>203</b>	<b>959</b>	<b>4.7</b>	<b>65</b>	<b>12</b>	<b>118</b>	<b>1,195</b>	<b>10.1</b>	<b>45</b>	<b>11</b>	<b>23</b>	<b>12</b>	<b>11</b>

Year	School	No.	Yds.	Avg.	LG	TD	KICKOFF RETURNS			
							No.	Yds.	Avg.	LG
2004	Arkansas	0	0	0.0	—	0	7	128	18.3	30
2005	Arkansas	16	165	10.3	27	0	3	65	21.7	23
2006	Arkansas	8	92	11.5	27	0	1	18	18.0	18
2007	Arkansas	1	0	0.0	0	0	1	2	2.0	2
<b>CAREER TOTALS</b>		<b>25</b>	<b>257</b>	<b>10.3</b>	<b>27</b>	<b>0</b>	<b>12</b>	<b>213</b>	<b>17.8</b>	<b>30</b>

**ADDITIONAL STATISTICS:** Special teams tackles — 2005 (5), 2006 (3), 2007 (1), TOTAL (9). Attempted one pass in 2005 and '07 (both incomplete).

#### ROOKIE AND FIRST-YEAR PLAYERS



**ANTHONY ALDRIDGE**

**5-9 • 185 • HOUSTON**

**BORN:** Nov. 24, 1983, in Fort Worth, Texas

**HIGH SCHOOL:** Denton High School, Denton, Texas


**ACQUIRED:** College Free Agent, 2008

**38**



**RUNNING BACK**

Anthony Alridge is a rookie running back from the University of Houston who joined the Broncos as a college free agent on April 28, 2008... Twice received second-team All-Conference USA honors (2006-07) at Houston and was a Doak Walker Award (nation's best running back) semifinalist in 2007... Finished his career at Houston ranked sixth in school history with 2,595 rushing yards on 363 carries for a 7.1-yard rushing average in 39 career games... Also caught 74 career passes for 997 yards (13.5 avg.) with nine touchdowns and returned 38 kickoffs for 846 yards (22.3 avg.)... Totaled the fourth-most career all-purpose yards (4,438) in Houston history, averaging a school-record 9.4 yards per play... Posted the second-highest single-season rushing total in Houston annals (1,597 yds., 6.2 avg., 14 TDs) along with 42 receptions (428 yds., 5 TDs) as a senior... Averaged 10.1 yards per rush (95-959) as a junior, leading the nation in that category and posting the highest single-season average (min. 75 att.) in the NCAA since 1945 (Army's Glenn Davis, 11.5 avg., 82-944)... Rated the 19th-best all-purpose running back in the nation by Rivals.com as a senior at Denton High School in Denton, Texas, where he was a third-team all-state choice and was named District 6-4A Offensive Player of the Year... Rushed for 1,626 yards (9.3 avg.) and scored 27 touchdowns as a senior at Denton... Majored in sociology at Houston... Anthony Alridge was born on Nov. 24, 1983, in Fort Worth, Texas.



**DANNY BAUGHER**


**(1) 5-10 • 202 • ARIZONA**

**BORN:** Jan. 24, 1984, in Newton, N.J.

**HIGH SCHOOL:** Mountain Pointe High School, Phoenix

**ACQUIRED:** Free Agent, 2008

**9**



**PUNTER**

Danny Baugher is a first-year punter from the University of Arizona who joined the Broncos as a free agent on April 15, 2008... Entered the NFL with Cincinnati as a college free agent on May 4, 2006, and spent the majority of his rookie year on New England's practice squad after the Patriots signed him on Oct. 10, 2006... Allocated by the Patriots to NFL Europa for its 2007 season and played for the Rhein Fire, earning all-league hon-


ors after punting 47 times for 2,040 yards (43.4 avg.) while placing 15 punts inside the 20-yard line... Completed his collegiate career as Arizona's all-time leader with 225 punts for 9,476 yards (42.1 avg.) in 42 career games... Was one of 10 finalists for the Ray Guy Award (nation's best punter) as a senior in 2005 and led the nation with a 47.5-yard punting average (37-1,758 yds.) in seven games before a knee injury ended his season... Punted 74 times for 3,046 yards (41.2 avg.) in 11 games as a junior for Arizona... Earned honorable mention Pacific-10 Conference All-Academic honors as a sophomore... Attended Mountain Pointe High School in Phoenix, where he was named an All-American by *USA Today* and *PrepStar* after averaging 44.9 yards on 28 punts as a senior... Also kicked field goals and earned all-city and all-region honors at running back and linebacker... Graduated with a bachelor's degree in marketing from Arizona... Danny Baugher was born on Jan. 24, 1984, in Newton, N.J.



**MITCH ERICKSON**  
**6-6 • 290 • SOUTH DAKOTA STATE**  
**BORN:** May 14, 1985, in Hutchinson, Minn.  
**HIGH SCHOOL:** Hutchinson High School, Hutchinson, Minn.  
**ACQUIRED:** College Free Agent, 2008

61

**M**itch Erickson is a rookie guard from South Dakota State University who joined the Broncos as a college free agent on April 28, 2008... Started at either guard or tackle in every one of SDSU's 44 games played during his four seasons (2004-07) at the school... Was a first-team All-Great West Football Conference selection during each of his final three seasons and received first-team All-America honors from the Associated Press as a senior... Also tabbed his team's offensive Most Valuable Player that year, helping South Dakota State average 34.2 points per game and allow only 12 sacks... Picked up third-team All-America accolades from the Associated Press as a junior and helped South Dakota State lead the conference in rushing as a sophomore, earning first-team all-conference accolades that year... Played all 11 games as a true freshman, earning honorable mention All-GWFC honors... Recognized as an all-state and all-metro choice as a senior at Hutchinson High School in Hutchinson, Minn., while twice being named an all-conference selection... Also lettered in track during his prep career, setting a school record in the discus... Studied mechanical engineering at South Dakota State... Mitch Erickson was born on May 14, 1985, in Hutchinson, Minn.



**GARRETT HARTLEY**  
**5-8 • 196 • OKLAHOMA**  
**BORN:** May 16, 1986, in Keller, Texas  
**HIGH SCHOOL:** Southlake Carroll High School, Southlake, Texas  
**ACQUIRED:** College Free Agent, 2008

39

**G**arrett Hartley is a rookie kicker from the University of Oklahoma who joined the Broncos as a college free agent on April 28, 2008... Received second-team All-Big 12 Conference honors during each of his final two years with the Sooners... Finished his career ranked third in Oklahoma history in field goals made (47) and sixth in points scored (310)... Played 43 career games for the Sooners, connecting on 47-of-58 (.810) field goal attempts and 169-of-176 (.960) extra point attempts... Converted 13-of-15 (.866) field goal attempts as a senior, earning second-team all-conference honors... Made a career-best 53-yard field goal against Utah State as a senior, a kick that marked the seventh-longest field goal in school history, and had a streak of 14 consecutive field goal conversions... Named a finalist for the Lou Groza Award (nation's best kicker) as a junior, setting a school record with a .950 field goal percentage (19-of-20) and totaling 31 touchbacks on 78 kickoffs to pick up second-team All-Big 12 honors... Had 33 touchbacks on 67 kickoffs as a sophomore... Rated the No. 2 kicker in the nation by *Rivals.com* as a senior at Southlake Carroll High School in Southlake, Texas... Made 17-of-20 field goal attempts as a senior, earning all-state honors from the *Dallas Morning News*, and also averaged 44.3 yards per punt... Majored in communications at Oklahoma... Garrett Hartley was born on May 16, 1986, in Keller, Texas.

#### DID YOU KNOW?

The Broncos have faced a team with a 6-0 or better record in the regular season only three times in franchise history. Denver lost to the 6-0 Colts by a 34-31 margin on Oct. 29, 2006, defeated the 6-0 Chargers with a 20-15 victory on Oct. 23, 1994, and lost to the 7-0 Chargers by a 37-0 decision on Oct. 29, 1961.



**BRETT KERN**  
**6-3 • 205 • TOLEDO**  
**BORN:** Feb. 17, 1986, in Grand Island, N.Y.  
**HIGH SCHOOL:** Grand Island High School, Grand Island, N.Y.  
**ACQUIRED:** College Free Agent, 2008

1

#### PUNTER

**B**rett Kern is a rookie punter from the University of Toledo who joined the Broncos as a college free agent on April 28, 2008... Played 47 career games at Toledo, punting 189 times for 7,994 yards (42.3 avg.) with 59 punts placed inside the 20-yard line... Ranked second in the nation in gross punting average (46.1 yds., 52-2,399) and was a finalist for the Ray Guy Award (nation's top punter) as a senior... Also picked up third-team All-America honors as a senior as the only player from the Mid-American Conference to receive Associated Press All-America honors and was tabbed that conference's Special Teams Player of the Year... Placed 17 punts inside the 20-yard line as a senior and allowed returns on just 15 of his punts... Punted 60 times for 2,502 yards (41.7 avg.) with 21 punts placed inside the 20-yard line as a junior... Twice named first-team all-state at Grand Island High School in Grand Island, N.Y.... Averaged 39 yards per punt as a senior and 42.5 yards per punt as a junior... Also played basketball and was a long jumper and high hurdler on the track team during his prep career... Earned a bachelor's degree in geography at Toledo, posting a 3.38 grade point average and earning CoSIDA second-team academic all-district recognition as a senior... Brett Kern was born on Feb. 17, 1986, in Grand Island, N.Y.




**MARQUAY MCDANIEL**  
**5-10 • 205 • HAMPTON**  
**BORN:** April 20, 1984, in Virginia Beach, Va.  
**HIGH SCHOOL:** Salem High School, Virginia Beach, Va.  
**ACQUIRED:** College Free Agent, 2007

16

#### WIDE RECEIVER

**M**arquay McDaniel is a first-year wide receiver from Hampton University who joined the Broncos as a college free agent on May 2, 2007, and spent most of his rookie year on Denver's practice squad... Waived by the Broncos on Sept. 1, 2007, before signing with their practice squad on Oct. 3, 2007, and finishing the year with that group... Was a three-time All-Mid-Eastern Athletic Conference selection at Hampton, posting 151 career receptions that marked the second-highest total in school history in 46 games (31 starts)... Set a school career record with 22 touchdown receptions while his 2,026 career receiving yards (13.4 avg.) marked the fifth-highest total in Hampton annals... Also established a school record with 1,907 yards on 144 punt returns (13.2 avg.), including two that he returned for touchdowns, and finished his career with 4,109 all-purpose yards and 25 total scores... Set Hampton single-season records for receptions (59) and touchdown catches (14) as a second-team all-conference choice during his senior season... Received first-team All-MEAC honors as a sophomore after he led the conference and ranked third in the nation in punt return average (16.9 yds., 26-440, 2 TDs)... Named all-state as a wide receiver during his senior year at Salem High School in Virginia Beach, Va., while also picking up all-region honors as a defensive back and kickoff returner that year... Majored in business management at Hampton... Marquay McDaniel was born on April 20, 1984, in Virginia Beach, Va.




**TYLER POLUMBUS**  
**6-8 • 310 • COLORADO**  
**BORN:** April 10, 1985, in Denver  
**HIGH SCHOOL:** Cherry Creek High School, Greenwood Village, Colo.  
**ACQUIRED:** College Free Agent, 2008

76

**T** Tyler Polumbus is a rookie tackle from the University of Colorado who joined the Broncos as a college free agent on April 28, 2008... Played 48 career games (28 starts) at Colorado after concluding his prep career at Cherry Creek High School in Greenwood Village, Colo.... Started 13 games as a senior for Colorado, earning second-team All-Big 12 Conference accolades... Allowed only one sack as a senior and was CU's recipient of its Eddie Crowder Award in recognition of his leadership... Also was the only Buffalo to play every down from scrimmage (961) on his respective side of the ball as a senior and totaled 68 knockdown blocks... Opened all 12 games at left offensive tackle as a junior for the Buffaloes and was one of just four Colorado players to start every game...

Played 13 games (3 starts) as a sophomore and saw action in 10 contests as a redshirt freshman... Earned *SuperPrep* All-America honors and first-team all-state recognition from *The Denver Post* as a senior at Cherry Creek High School... Did not allow a sack as a senior after giving up just one during his junior prep season... Also lettered twice in basketball and played baseball in high school... Graduated with a bachelor's degree in business management from Colorado... Tyler Polumbus was born on April 10, 1985, in Denver.



**LORNE SAM**


**6-3 • 220 • TEXAS-EL PASO**

**BORN:** Dec. 5, 1984, in Denver

**HIGH SCHOOL:** Buford High School, Buford, Ga.

**ACQUIRED:** College Free Agent, 2008

**87**



**WIDE RECEIVER**

**L**orne Sam is a rookie wide receiver from the University of Texas-El Paso who joined the Broncos as a college free agent on April 28, 2008... Played his final two seasons at UTEP after transferring from Florida State University... Saw time in 42 games during his collegiate career, totaling 64 receptions for 934 yards (14.6 avg.) with one touchdown... Added 77 career rushes for 436 yards (5.7 avg.) with four scores... Saw time as a quarterback and running back at UTEP... Caught 42 passes for 589 yards (14.0 avg.) with one touchdown as a 10-game starter during his senior year for the Miners... Also rushed 60 times for 339 yards (5.7 avg.) and completed 12-of-19 passes for 144 yards with two touchdowns and two interceptions that year... Recorded 12 receptions for 172 yards (14.3 avg.) along with 16 rushes for 91 yards as a junior for UTEP... Used exclusively at wide receiver during two years (2003-04) at Florida State, where he played 24 games and had 10 receptions for 173 yards (17.3 avg.)... Earned *PrepStar* All-America and first-team all-state honors as a quarterback at Buford High School in Buford, Ga., after completing 61-of-115 passes for 1,438 yards with 15 touchdowns and one interception as a senior... Also rushed for 548 yards on 64 carries (8.6 avg.) with four scores that year... Graduated from UTEP in 2006 with a bachelor's degree in multi-disciplinary studies and took graduate coursework while playing in 2007... Older brother, P.K., played wide receiver at Florida State and was selected by New England in the 2004 NFL Draft... Lorne Sam was born on Dec. 5, 1984, in Denver.



**WESLEY WOODYARD**

**6-1 • 230 • KENTUCKY**

**BORN:** July 21, 1986, in LaGrange, Ga.

**HIGH SCHOOL:** LaGrange High School in LaGrange, Ga.

**ACQUIRED:** College Free Agent, 2008

**59**




**LINEBACKER**

**W**esley Woodyard is a rookie linebacker from the University of Kentucky who joined the Broncos as a college free agent on April 28, 2008... Earned first-team All-Southeastern Conference honors during each of his final two seasons at Kentucky, where he played 47 career games (42 starts) and led the Wildcats in tackles during each of his last three years... Concluded his collegiate career ranked eighth in UK history with 395 tackles (259 solo) while adding 6.5 sacks (48 yds.), two interceptions, 12 pass breakups, seven forced fumbles and seven fumble recoveries... Led the SEC in tackles per game (10.6) and tied for 14th in the nation with 139 total stops as a senior that were the most by a Wildcat in a season since 1991... Posted 122 tackles as a junior that represented the second-highest total in the SEC and ranked 14th in the nation... Also had two sacks and was an academic all-conference choice that year... Garnered honorable mention All-SEC accolades as a sophomore with 100 tackles (75 solo)... Began his collegiate career as a strong safety before switching to linebacker midway through his freshman season... Earned freshman all-conference honors and became the first-ever UK freshman to serve as a team captain (for Indiana and Alabama games)... Tabbed the Georgia Class AAA Defensive Player of the Year by the *Atlanta Journal-Constitution* after posting 125 tackles as a senior at LaGrange High School in LaGrange, Ga.... Helped the team post a 51-3 combined record during his career and win two state championships... Graduated from Kentucky with a bachelor's degree in social work... Wesley Woodyard was born on July 21, 1986, in LaGrange, Ga.

### DID YOU KNOW?

The Broncos own a 14-9 (.609) record when facing a team coming off its bye week since the 1990 season when the bye was first introduced by the NFL. Under Head Coach Mike Shanahan (1995-Pres.), Denver is 10-6 (.625) in those contests.





## 2007 FINAL REGULAR SEASON STATISTICS (7-9)

Date	W-L	Score	Opponent	Attendance	RUSHING	No.	Yds	Avg	Long	TD
Sept 9	W	15-14	at Buffalo	71,132	Young	140	729	5.2	50	4
Sept 16	W	23-20	Oakland (OT)	76,784	Henry	167	691	4.1	33	1
Sept 23	L	14-23	Jacksonville	76,463	Hall	44	216	4.9	62t	2
Sept 30	L	20-38	at Indianapolis	57,274	Cutler	44	205	4.7	31	1
Oct 7	L	3-41	San Diego	76,879	Sapp	18	59	3.3	12	2
Oct 21	W	31-28	Pittsburgh	77,038	Marshall	5	57	11.4	24	0
Oct 29	L	13-19	Green Bay (OT)	77,160	Ramsey	2	6	3.0	4	0
Nov 4	L	7-44	at Detroit	60,783	Bell	6	3	0.5	3	0
Nov 11	W	27-11	at Kansas City	77,368	Stokley	1	-6	-1.5	-1	0
Nov 19	W	34-20	Tennessee	76,590	Jacobs LG	1	-8	-8.0	-8	0
Nov 25	L	34-37	at Chicago (OT)	62,148	<b>BRONCOS</b>	<b>429</b>	<b>1957</b>	<b>4.6</b>	<b>62t</b>	<b>10</b>
Dec 2	L	20-34	at Oakland	61,990	<b>OPPONENTS</b>	<b>501</b>	<b>2282</b>	<b>4.6</b>	<b>74t</b>	<b>14</b>
Dec 9	W	41-7	Kansas City	75,895	<b>RECEIVING</b>	<b>No.</b>	<b>Yds</b>	<b>Avg</b>	<b>Long</b>	<b>TD</b>
Dec 13	L	13-31	at Houston	70,747	Marshall	102	1325	13.0	68t	7
Dec 24	L	3-23	at San Diego	65,477	Scheffler	49	549	11.2	41	5
Dec 30	W	22-19	Minnesota (OT)	76,084	Stokley	40	635	15.9	58	5

TEAM STATISTICS				Den	Opp
TOTAL FIRST DOWNS				305	306
Rushing				96	119
Passing				187	168
Penalty				22	19
3RD DOWN: MADE/ATT				80/198	91/213
3rd Down Pct.				40.4	42.7
4TH DOWN: MADE/ATT				7/22	10/13
4th Down Pct.				31.8	76.9
POSSESSION AVG.				29:09	30:51
TOTAL NET YARDS				5541	5376
Avg. Per Game				346.3	336.0
Total Plays				976	992
Avg. Per Play				5.7	5.4
NET YARDS RUSHING				1957	2282
Avg. Per Game				122.3	142.6
Total Rushes				429	501
NET YARDS PASSING				3584	3094
Avg. Per Game				224.0	193.4
Sacked/Yards Lost				32/175	33/203
Gross Yards				3759	3297
Att./Completions				515/326	458/279
Completion Pct.				63.3	60.9
Had Intercepted				15	14
PUNTS/AVERAGE				60/43.8	60/43.9
NET PUNTING AVG.				60/36.3	60/38.7
PENALTIES/YARDS				90/610	82/628
FUMBLES/BALL LOST				30/14	34/16
TOUCHDOWNS				34	46
Rushing				10	14
Passing				21	25
Returns				3	7

SCORE BY PERIODS										OPPONENTS									
										60	2633	43.9	38.7	5	26	63	TD		
										Ret	FC	Yds	Avg	LG	TD				
BRONCOS										14	12	157	11.2	80t	1				
OPPONENTS										7	5	32	4.6	14	0				
										Bly	2	0	20	10.0	10	0			
										BRONCOS	23	17	209	9.1	80t	1			
										OPPONENTS <td>31</td> <td>3</td> <td>334</td> <td>10.8</td> <td>75t</td> <td>2</td>	31	3	334	10.8	75t	2			
SCORING										KICKOFF RETURNS									
TD	Ru	Pa	Ret	K-PAT	FG	S	PTS								No.	Yds	Avg	Long	TD
Elam	0	0	0	33/33	27/31	0	114								19	475	25.0	34	0
Marshall	7	0	7	0		0	42								15	330	22.0	35	0
Scheffler	5	0	5	0		0	30								12	274	22.8	35	0
Stokley	5	0	5	0		0	30								3	70	23.3	26	0
Henry	4	4	0	0		0	24								3	35	11.7	15	0
Sapp	3	2	1	0		0	18								3	35	11.7	15	0
Graham	2	0	2	0		0	12								2	30	15.0	22	0
Hall	2	2	0	0		0	12								1	23	23.0	23	0
Crowder	1	0	0	1		0	6								58	1293	22.3	35t	0
Cutler	1	1	0	0		0	6								62	1424	23.0	88t	1
Jackson	1	0	1	0		0	6								FIELD GOALS				
Jacobs LG	1	0	1	0		0	6								1-19	20-29	30-39	40-49	50+
Martinez	1	0	0	1		0	6								0/0	11/11	6/6	9/12	1/2
Webster	1	0	0	1		0	6								0/0	Prater LG	0/1	0/0	0/0
Young	1	1	0	0		0	6								0/0	11/11	6/6	9/12	1/2
Prater LG	0	0	0	0	1/1	1/4	4												
BRONCOS								34	10	21	3	33/33	27/31	1	320				
OPPONENTS								46	14	25	7	42/42	27/33	2	409				

**2-PT. CONVERSIONS:** BRONCOS 0-1, OPPONENTS 3-3

**SACKS:** Dumervil 12.5, Crowder 4, Mallard LG 3.5, Mallard TM 3.5, McKinley 2.5, Gold 2, (Group) 2, Bly 1, Engelberger 1, Lynch 1, Moss 1, Peterson 1, Williams 1, Winborn 0.5, **BRONCOS 33.0, OPPONENTS 32.0**

**FUM/Lost:** Cutler 11/4, Henry 3/1, Marshall 3/1, Martinez 3/1, Clark (TM) 2/2, Ramsey 2/1, Young 2/1, Bell 1/1, Hall 1/0, Hixon (TM) 1/1, Scheffler 1/1

PASSING	Att	Cmp	Yds	Cmp%	Yds/Att	TD	TD%	Int	Int%	Long	Sack/Lost	Rating
Cutler	467	297	3497	63.6	7.49	20	4.3	14	3.0	68t	27/153	88.1
Ramsey	48	29	262	60.4	5.46	1	2.1	1	2.1	21	3/13	73.4
Marshall	0	0	0	—	—	0	—	0	—	—	2/9	—
<b>BRONCOS</b>	<b>515</b>	<b>326</b>	<b>3759</b>	<b>63.3</b>	<b>7.30</b>	<b>21</b>	<b>4.1</b>	<b>15</b>	<b>2.9</b>	<b>68t</b>	<b>32/175</b>	<b>86.7</b>
<b>OPPONENTS</b>	<b>458</b>	<b>279</b>	<b>3297</b>	<b>60.9</b>	<b>7.20</b>	<b>25</b>	<b>5.5</b>	<b>14</b>	<b>3.1</b>	<b>82t</b>	<b>33/203</b>	<b>88.3</b>

## 2007 FINAL REGULAR SEASON DEFENSIVE STATISTICS

Based on official coaches statistics

PLAYER	TOTAL	SOLO	ASSIST	SACKS/ Yds.	INT./ Yds.	PD	FF	FR
1. Williams	170	121	49	1/14	1/0	4	3	2
2. Webster	100	77	23	0/0	0/0	1	1	1
3. Bailey	81	68	13	0/0	3/3	14	0	0
Gold	81	62	19	2/8	1/6	8	1	2
5. Lynch	62	48	14	1/11	0/0	3	0	0
6. Engelberger	59	40	19	1/8	0/0	2	1	0
7. Bly	57	42	15	1/11	5/71	16	0	0
Ferguson	57	45	12	0/0	0/0	1	1	0
9. Dumervil	56	43	13	12.5/62.5	1/27	7	4	3
10. Abdullah	48	40	8	0/0	0/0	7	1	1
11. Foxworth	42	32	10	0/0	0/0	4	1	0
12. Thomas	30	17	13	0/0	1/2	1	0	1
13. McKinley	28	16	12	2.5/12.5	0/0	0	0	0
14. Winborn	24	21	3	0.5/4.5	0/0	3	0	0
15. Crowder	22	18	4	4/39	0/0	0	1	2
16. J. Mallard	20	15	5	3.5/7.5	0/0	1	1	0
17. Adams	17	8	9	0/0	0/0	1	1	0
18. Gordon	16	9	7	0/0	0/0	0	0	0
19. Paymah	15	14	1	0/0	2/0	6	0	0
20. Moss	14	7	7	1/7	0/0	0	1	0
21. Peterson	13	10	3	1/8	0/0	2	0	0
22. Rice	11	6	5	0/0	0/0	2	0	0
23. Shoaite	9	7	2	0/0	0/0	0	0	0
24. Burton	8	5	3	0/0	0/0	0	0	0
25. S. Harris	6	2	4	0/0	0/0	0	0	1
26. Cox	4	2	2	0/0	0/0	0	0	1
27. Team	2	2	0	2/10	0/0	0	0	0
<b>TOTALS</b>	<b>1052</b>	<b>777</b>	<b>275</b>	<b>33/203</b>	<b>14/105</b>	<b>83</b>	<b>17</b>	<b>14</b>

**MISCELLANEOUS TACKLES:** Marshall 7, Holland 3, Cutler 2, Kuper 2, Scheffler 2, Stokley 2, Team 2, Graham 1, Henry 1, Pears 1, Sapp 1.

**MISCELLANEOUS FUMBLE RECOVERIES:** Cutler 3, Hall 2, Lepsis 2, Marshall 2, Henry 1, Ramsey 1, Young 1.

**MISCELLANEOUS FORCED FUMBLES:** Pears 1.

**DEFENSIVE TOUCHDOWNS:** Crowder (FR vs. Pit., 10/21), Webster (FR at K.C., 11/11).

**TWO-POINT CONVERSION STOPS:** None.

**BLOCKED PUNTS:** Scheffler (vs. S.D., 10/7).

**BLOCKED KICKS:** None.

## 2007 REGULAR SEASON SPECIAL TEAMS STATISTICS

Based on unofficial press box statistics

PLAYER	TOTAL	SOLO	ASSIST	FF	FR	BK	BP	TD
1. Winborn	11	10	1	0	0	0	0	0
2. Beck	10	8	2	0	0	0	0	0
3. Green	9	9	0	1	0	0	0	0
4. Paymah	8	7	1	0	0	0	0	0
5. Cargile	7	6	1	1	0	0	0	0
6. Leach	6	5	1	0	0	0	0	0
Sapp	6	6	0	0	0	0	0	0
8. Bailey	5	5	0	0	0	0	0	0
Foxworth	5	2	3	0	0	0	0	0
Hall	5	5	0	0	0	0	0	0
11. Jackson	4	4	0	0	0	0	0	0
Jacobs	4	3	1	0	0	0	0	0
13. Cox	3	3	0	0	0	0	0	0
P. Smith	3	3	0	0	0	0	0	0
15. Bell	2	1	1	0	0	0	0	0
Clark	2	2	0	0	0	0	0	0
Ferguson	2	2	0	0	2	0	0	0
Hixon	2	2	0	0	0	0	0	0
K. Johnson	2	1	1	0	0	0	0	0
Scheffler	2	2	0	0	0	0	1	0
21. Abdullah	1	0	1	0	0	0	0	0
Webster	1	0	1	0	0	0	0	0
23. Martinez	0	0	0	0	1	0	0	0
<b>TOTALS</b>	<b>100</b>	<b>86</b>	<b>14</b>	<b>2</b>	<b>3</b>	<b>0</b>	<b>1</b>	<b>0</b>

## 2007 REGULAR SEASON MISCELLANEOUS STATISTICS

## DRIVE ENGINEERING

	Drives Started	Drives Ended By	TD	FG	FGA	PNT	DWN	TRN	SAF	CLK	RPL	Points	Pts./Drive	Quarterback	Yielded	Efficiency*	Plays	Yards	Avg.
Quarterback	167	30	27	4	56	14	22	1	12	1	290	1.74	34.1%	Cutler	32	39.6%	900	5259	5.8
Cutler	10	1	0	0	4	1	4	0	1	0	7	0.70	10.0%	Ramsey	10	11.1%	82	292	4.7
DENVER	177	31	27	4	60	15	26	1	13	1	297	1.68	32.8%	OPPONENTS	176	37.8%	962	5551	5.8
OPPONENTS	176	39	27	6	60	3	29	1	11	0	355	2.02	43.6%				976	5395	5.5

(\* the second number is the percentage the quarterback has put his team in position to score, allowing for missed field goals and subtracting those drives ended by the clock and replaced due to injury. Quarterbacks who leave the game during a drive only get a replacement credit if team goes on to earn at least one first down. Blocked punts for safeties counted as drive ended by punt; Ramsey's drives ended count added to one more that started as he took over for Cutler on a second quarter drive at Detroit; \*\* does not include plays when not at helm or not truly setting a play in motion, i.e., muffed punts/kneel downs/spiked balls: Denver 14-for [-10]; Opponents 16-for [-19].)

## KICKOFF ANALYSIS

	Total	No. Ret.	FC	MF	TB	EZ+	OB	OnS	SQB	Opp. OSY	OSY Ret.	ASY	Ret.	ASY
Kicker	66	54	0	0	11	3	1	(0)	(1)	1811	1551	027	029	
Sauerbrun	7	5	0	0	2	1	0	(0)	(0)	191	151	027	030	
OPPONENTS	84	57	0	0	26	8	1	(2)	(0)	2031	1471	D24	D26	

(KEY: MF-muffed; EZ-through or over end zone; OSY-Opponent Starting Yardline; ASY-Average Starting Yardline; Ret-averages using returned kicks only. Onsidess (OnS), short squibs (SQB) and free kicks are omitted in figuring the above; out-of-bounds are not. Yardlines determined from spot of penalties, not after they are assessed. Returns on inside kicks are omitted from the above.)

## FIRST DOWNS

	Rushing			Passing			Overall			Times Gained						Miscellany		
Team	Plays	Yds.	Avg.	Plays	Yds.	Avg.	Plays	Yds.	Avg.	20+	10+	5+	2-	0	Neg	TD	QBS	TO
DENVER	242	994	4.1	194	1413	7.3	436	2407	5.52	22	88	186	184	81	47	8	11	12
OPPONENTS	253	1115	4.4	185	1295	7.0	438	2410	5.50	22	80	157	201	100	40	16	6	6

## YARDS GAINED BY DOWN

YARDS GAINED BY DOWN															
	1st Down			2nd Down			3rd Down			4th Down			Season		
Team	Att	Yards	Avg.	Att	Yards	Avg.	Att	Yards	Avg.	Att	Yards	Avg.	Att.	Yards	Avg.
DENVER	436	2407	5.5	320	1885	5.9	198	1173	5.9	22	76	3.5	976	5541	5.68
OPPONENTS	438	2410	5.5	328	1671	5.1	213	1207	5.7	13	88	6.8	992	5376	5.42

\* Overtime Yards: Denver 60, Opponent 164.

\* Drives In Opponent Territory (minus drives with 50+ scores or no plays): Denver 91/175 (52.0%, 23.6 ypd); Opponents 98/173 (56.6%, 22.6 ypd).

## THIRD-DOWN EFFICIENCY

	3rd Down and-----										Second							
Team	1	2	3	4	5	6	7	8	9	10	11-14	15-19	20+	Rush	Pass	Half	Total	Pct.
DENVER	15-21	7-13	8-15	5-15	4-17	5-14	10-24	6-11	4-12	6-16	8-24	2-12	0-4	20-46	60-152	47-103	80-198	40.4
OPPONENTS	14-23	8-14	17-25	12-18	4-15	4-14	4-17	6-20	7-16	7-24	8-19	0-5	0-3	33-67	58-146	36-96	91-213	42.7

AVERAGE YARDS TO GO: Denver 7.2 (198/1430); Opponents 6.5 (213/1395).

OFFENSIVE BREAKDOWN: 80 conversions for 1069 yards: 13.4, 6 TD; 118 failures for 104 yards (0.9); Opponents: 11 sacks (1 for a safety), 4 INTs (1 TD), 2 FR.

DEFENSIVE BREAKDOWN: 91 conversions for 1141 yards: 12.5, 10 TD; 122 failures for 67 yards (0.6); Denver: 14 sacks, 7 INTs, 4 FR.

## TURNOVER ANALYSIS

DENVER	29	turnovers led to 112	Opponent points	12 TD, 9 FG	27.4% of Opponents' total points (409).
OPPONENTS	30	turnovers led to 89	Denver points	11 TD, 4 FG	27.8% of Denver's total points (320).

## AVERAGE STARTING FIELD POSITION

	Denver	Opponent
Drives Started	177	176
Cumulative Starting Yardlines	4957	5312
Average Field Position	D28	O30
Drives Started In Own Territory	15	23
Scores/TD, FG	10/7.3	20/10.0
FGA/Punts/Downs	1/1/2	1/0/1
Turnovers/Clock	1/0	1/0
Drives Started Inside Own 20/At Own 20	77 (42/35)	65 (43/22)

	Denver	Opponent
Times Penetrated Opponent 20	51	54
Total Scores	44	48
Touchdowns (Rush/Pass)	25 (8/17)	31 (13/18)
Field Goals-Attempts	19-19	17-19
Turnovers/Downs/Punts/Clock	3/4/0/0	2/1/0/0
Scores From Outside the 20/TD, FG	14/6.8	17/7.10
Overall Scoring Percentage	86.3	88.9
TD Percentage	49.0	57.4
*-Ran Out Clock Not Trying To Score	0	0
(* not included in total count above.)		

## SCORING PCT. INSIDE-THE-20 (RED ZONE)

	Denver	Opponent
Times Penetrated Opponent 20	51	54
Total Scores	44	48
Touchdowns (Rush/Pass)	25 (8/17)	31 (13/18)
Field Goals-Attempts	19-19	17-19
Turnovers/Downs/Punts/Clock	3/4/0/0	2/1/0/0
Scores From Outside the 20/TD, FG	14/6.8	17/7.10
Overall Scoring Percentage	86.3	88.9
TD Percentage	49.0	57.4
*-Ran Out Clock Not Trying To Score	0	0
(* not included in total count above.)		

## YARDS LOST DUE TO PENALTY

	Denver	Opponent
Times Penalized After Offensive Gain	8	9
Yards Lost Due To Penalties	202	70
Touchdowns Called Back	2	3
Field Goals Called Back	0	0
First Downs Lost	9	4

## TIME SPENT IN THE LEAD

	Denver	Opponent	Tied
16 Games (974:01 total minutes)	318:41	438:53	216:27
Percentage of Time In The Lead	32.7	45.1	22.2

## EXPANDED PUNTING

	Punts	Yards	Avg.	Returned	Number	Return	Yards	Avg.	Long	Pct.	Not Returned	Net Avg.	In20	In10	TB	FC	Inside Opp. Terr.	Adjusted Opp. & Out	No.	Yds.	Avg.
Team	47	2200	46.80	28	313	11.2	751	40.4	37.60	14	3	6	4	7	250	40	2050	49.2			
Sauerbrun	5	221	44.20	3	21	7.0	13	40.0	40.00	1	1	0	0	1	44	4	177	44.3			
Paulescu	5	178	35.60	0	0	0.0	0	100.0	35.60	1	1	0	0	0	0	5	178	35.6			
Ernstner	1	31	31.00	0	0	0.0	0	100.0	31.00	1	1	0	0	1	31	0	0	0.0			
Elam																					

## 2007 GAME-BY-GAME SCORING DRIVES

Date	Opp.	Pl.	Yds.	Time	Res.	Qtr.	Scoring Play	Quarterback
9/9	at Buf.	10	66	5:44	FG	1	Elam 21 yd. FG	Cutler
9/9	at Buf.	9	37	3:03	FG	2	Elam 48 yd. FG	Cutler
9/9	at Buf.	10	81	5:30	TD	3	Marshall 5 yd. pass from Cutler	Cutler
9/9	at Buf.	12	42	2:13	FG	4	Elam 42 yd. FG	Cutler
9/16	vs. Oak.	8	29	3:48	TD	1	Stokley 9 yd. pass from Cutler	Cutler
9/16	vs. Oak.	5	80	2:52	TD	2	Sapp 4 yd. run	Cutler
9/16	vs. Oak.	10	67	5:18	FG	2	Elam 23 yd. FG	Cutler
9/16	vs. Oak.	15	78	6:37	FG	4	Elam 20 yd. FG	Cutler
9/16	vs. Oak.	9	52	5:21	FG	OT	Elam 23 yd. FG	Cutler
9/23	vs. Jac.	10	80	6:29	TD	2	Jackson 1 yd. pass from Cutler	Cutler
9/23	vs. Jac.	9	60	3:41	TD	4	Henry 6 yd. run	Cutler
9/30	at Ind.	8	47	3:28	FG	1	Elam 35 yd. FG	Cutler
9/30	at Ind.	10	86	5:28	TD	1	Marshall 7 yd. pass from Cutler	Cutler
9/30	at Ind.	12	76	5:54	FG	2	Elam 22 yd. FG	Cutler
9/30	at Ind.	14	79	7:45	TD	3	Cutler 2 yd. run	Cutler
10/7	vs. S.D.	10	45	5:13	FG	2	Elam 30 yd. FG	Cutler
10/21	vs. Pit.	9	69	4:43	TD	1	Stokley 15 yd. pass from Cutler	Cutler
10/21	vs. Pit.	6	61	3:15	TD	2	Sapp 1 yd. pass from Cutler	Cutler
10/21	vs. Pit.	13	79	8:10	TD	3	Scheffler 1 yd. pass from Cutler	Cutler
10/21	vs. Pit.	7	49	1:10	FG	4	Elam 49 yd. FG	Cutler
10/29	vs. G.B.	10	60	5:24	TD	1	Scheffler 5 yd. pass from Cutler	Cutler
10/29	vs. G.B.	13	53	7:39	FG	3	Elam 45 yd. FG	Cutler
10/29	vs. G.B.	11	89	2:27	FG	4	Elam 21 yd. FG	Cutler
11/4	at Det.	9	60	2:44	TD	4	Stokley 2 yd. pass from Ramsey	Ramsey
11/11	at K.C.	8	42	3:48	FG	1	Elam 44 yd. FG	Cutler
11/11	at K.C.	10	34	3:40	FG	2	Elam 50 yd. FG	Cutler
11/11	at K.C.	3	31	1:07	TD	3	Young 20 yd. run	Cutler
11/11	at K.C.	6	57	3:31	TD	4	Graham 18 yd. pass from Cutler	Cutler
11/19	vs. Ten.	6	80	3:13	TD	1	Stokley 48 yd. pass from Cutler	Cutler
11/19	vs. Ten.	6	77	2:50	FG	2	Elam 21 yd. FG	Cutler
11/19	vs. Ten.	10	51	4:00	FG	2	Elam 39 yd. FG	Cutler
11/19	vs. Ten.	9	80	3:58	TD	3	Marshall 41 yd. pass from Cutler	Cutler
11/19	vs. Ten.	3	80	1:30	TD	4	Hall 62 yd. run	Cutler
11/25	at Chi.	7	20	2:34	FG	1	Elam 23 yd. FG	Cutler
11/25	at Chi.	9	59	3:51	TD	2	Hall 16 yd. run	Cutler
11/25	at Chi.	5	65	:35	FG	2	Elam 22 yd. FG	Cutler
11/25	at Chi.	10	84	6:01	TD	3	Sapp 5 yd. run	Cutler
11/25	at Chi.	1	68	:15	TD	3	Marshall 68 yd. pass from Cutler	Cutler
11/25	at Chi.	10	89	5:32	TD	4	Scheffler 14 yd. pass from Cutler	Cutler
12/2	at Oak.	13	83	7:21	TD	1	Henry 4 yd. run	Cutler
12/2	at Oak.	6	62	3:30	FG	3	Elam 29 yd. FG	Cutler
12/2	at Oak.	6	49	3:03	FG	3	Elam 44 yd. FG	Cutler
12/2	at Oak.	9	35	3:41	TD	4	Henry 3 yd. run	Cutler
12/9	vs. K.C.	4	77	1:40	TD	1	Stokley 21 yd. pass from Cutler	Cutler
12/9	vs. K.C.	7	84	3:51	TD	1	Henry 1 yd. run	Cutler
12/9	vs. K.C.	7	71	4:14	TD	2	Marshall 8 yd. pass from Cutler	Cutler
12/9	vs. K.C.	6	65	1:11	FG	2	Elam 37 yd. FG	Cutler
12/9	vs. K.C.	11	47	6:31	FG	3	Elam 37 yd. FG	Cutler
12/9	vs. K.C.	7	48	4:24	TD	3	Graham 2 yd. pass from Cutler	Cutler
12/9	vs. K.C.	3	17	:42	TD	3	Marshall 13 yd. pass from Cutler	Cutler
12/13	at Hou.	17	70	9:20	FG	2	Elam 41 yd. FG	Cutler
12/13	at Hou.	8	48	3:07	FG	2	Elam 47 yd. FG	Cutler
12/13	at Hou.	3	27	1:24	TD	3	Scheffler 12 yd. pass from Cutler	Cutler
12/24	at S.D.	4	2	:48	FG	3	Elam 23 yd. FG	Cutler
12/30	vs. Min.	6	74	3:26	TD	2	Marshall 15 yd. pass from Cutler	Cutler
12/30	vs. Min.	7	48	4:09	TD	2	Scheffler 2 yd. pass from Cutler	Cutler
12/30	vs. Min.	13	52	6:23	FG	3	Elam 43 yd. FG	Cutler
12/30	vs. Min.	1	0	:04	FG	OT	Elam 30 yd. FG	Cutler

## 2007 TOUCHDOWN DRIVE ANALYSIS

	TD Length	TD Drive Length	Possession Time	TDs	Plays	TDs
Yards						
1 - 9 yards	18	—	00:00 - 00:59	2	1	1
10 - 19 yards	7	1	01:00 - 01:59	4	2	—
20 - 29 yards	2	2	02:00 - 02:59	2	3	4
30 - 39 yards	—	2	03:00 - 03:59	10	4	1
40 - 49 yards	2	2	04:00 - 04:59	4	5	1
50 - 59 yards	—	2	05:00 - 05:59	4	6	4
60 - 69 yards	—	6	06:00 - 06:59	2	7	4
70 - 79 yards	2	5	07:00 - 07:59	2	8	1
80 - 89 yards	—	11	08:00 - 08:59	1	9	6
90 - 99 yards	—	—	09:00 - 09:59	—	10	6
			11:00 - 11:59	—	11	—
			12:00 - 12:59	—	12	—
			13:00 - 13:59	—	13	2
			14:00 - 14:59	—	14	1
			15:00+	—	15+	—
TOTAL	31	31	TOTAL	31	TOTAL	31

## 2007 GAME OPENING DRIVES

DENVER					OPPONENTS		
Date	Opp.	Pts.	FD	Yds.	Pts.	FD	Yds.
9/9	at Buf.	0	1	31	0	3	35
9/16	vs. Oak.	0	2	27	0	1	16
9/23	vs. Jac.	0	0	5	0	1	13
9/30	at Ind.	3	3	47	0	2	31
10/7	vs S.D.	0	2	25	7	3	71
10/21	vs. Pit.	7	4	69	7	3	60
10/29	vs. G.B.	0	3	41	0	0	5
11/4	at Det.	0	0	-1	3	4	65
11/11	at K.C.	3	2	42	0	1	16
11/19	vs. Ten.	7	3	80	0	3	40
11/25	at Chi.	0	0	-4	0	1	17
12/2	at Oak.	7	5	83	7	5	80
12/9	vs. K.C.	7	2	77	0	0	9
12/13	at Hou.	0	3	45	7	5	69
12/24	at S.D.	0	2	35	3	3	61
12/30	vs. Min.	0	1	30	0	4	78
SEASON		34	33	632	34	39	666



## 2007 FINAL PRESEASON STATISTICS (2-2)

DATE	W-L	SCORE	OPPONENT	ATTENDANCE	RUSHING	No.	Yds	Avg	Long	TD
Aug 13	W	17-13	at San Francisco	66,764	Young	34	167	4.9	16	2
Aug 18	L	20-31	at Dallas	61,034	Sapp	26	117	4.5	11	0
Aug 25	L	16-17	Cleveland	75,361	Bell	12	52	4.3	13	0
Aug 30	W	21-3	Arizona	73,282	Hall	18	52	2.9	9	2

TEAM STATISTICS		Den	Opp							
TOTAL FIRST DOWNS		64	83							
Rushing		27	30							
Passing		30	44							
Penalty		7	9							
3RD DOWN: MADE/ATT		17/48	25/58							
3rd Down Pct.		35.4	43.1							
4TH DOWN: MADE/ATT		3/4	1/5							
4th Down Pct.		75.0	20.0							
POSSESSION AVG.		26:51	33:09							
TOTAL NET YARDS		1142	1375							
Avg. Per Game		285.5	343.8							
Total Plays		227	271							
Avg. Per Play		5.0	5.1							
NET YARDS RUSHING		538	620							
Avg. Per Game		134.5	155.0							
Total Rushes		121	136							
NET YARDS PASSING		604	755							
Avg. Per Game		151.0	188.8							
Sacked/Yards Lost		7/30	9/27							
Gross Yards		634	782							
Att./Completions		99/51	126/76							
Completion Pct.		51.5	60.3							
Had Intercepted		2	4							
PUNTS/AVERAGE		22/45.6	17/44.2							
NET PUNTING AVG.		22/39.2	17/38.9							
PENALTIES/YARDS		31/220	25/235							
FUMBLES/BALL LOST		3/2	6/1							
TOUCHDOWNS		9	7							
Rushing		5	5							
Passing		4	2							
Returns		0	0							

SCORE BY PERIODS	1	2	3	4	OT	PTS
BRONCOS	10	27	17	20	0	74
OPPONENTS	34	16	7	7	0	64

SCORING	TD	Ru	Pa	Ret	K-PAT	FG	S	PTS
Elam	0	0	0	0	6/6	3/4	0	15
Hall	2	2	0	0			0	12
Young	2	2	0	0			0	12
Clark	1	0	1	0			0	6
Fleming	1	0	1	0			0	6
Henry	1	1	0	0			0	6
K. Johnson	1	0	1	0			0	6
Morgan	1	0	1	0			0	6
Pace	0	0	0	0	2/2	1/1	0	5
BRONCOS	9	5	4	0	8/8	4/5	0	74
OPPONENTS	7	5	2	0	7/7	5/8	0	64

2-PT. CONVERSIONS: BRONCOS 0-1, OPPONENTS 0-0

SACKS: Dumervil 2, Gordon 2, Adams 1, Crowder 1, Engelberger 1, Moss 1, Veal 1, BRONCOS 9.0, OPPONENTS 7.0

FUM/Lost: Cutler 2/1, Ramsey 1/1

PASSING	Att	Cmp	Yds	Cmp%	Yds/Att	TD	TD%	Int	Int%	Long	Sack/Lost	Rating
Ramsey	42	23	313	54.8	7.45	3	7.1	1	2.4	90t	2/19	92.7
Cutler	31	17	197	54.8	6.35	1	3.2	0	0.0	37	2/4	85.0
Hackney	22	10	113	45.5	5.14	0	0.0	1	4.5	22	2/6	42.4
Parsons	4	1	11	25.0	2.75	0	0.0	0	0.0	11	1/1	39.6
BRONCOS	99	51	634	51.5	6.40	4	4.0	2	2.0	90t	7/30	76.7
OPPONENTS	126	76	782	60.3	6.21	2	1.6	4	3.2	30	9/27	70.3

## 2007 FINAL PRESEASON DEFENSIVE STATISTICS

Based on unofficial press box statistics

PLAYER	TOTAL	SOLO	ASSIST	SACKS/ Yds.	INT./ Yds.	PD	FF	FR
1. Webster	18	15	3	0/0	0/0	0	1	0
2. Lewis	15	12	3	0/0	0/0	1	0	0
3. Abdullah	14	10	4	0/0	1/30	2	0	0
4. Ferguson	12	8	4	0/0	0/0	0	0	1
Williams	12	9	3	0/0	0/0	0	0	0
6. Cox	11	9	2	0/0	0/0	1	0	0
Green	11	6	5	0/0	0/0	1	0	0
Lynch	11	8	3	0/0	0/0	0	0	0
W. Mallard	11	4	7	0/0	0/0	1	0	0
10. Bailey	10	5	5	0/0	0/0	0	0	0
Foxworth	10	7	3	0/0	0/0	0	0	0
12. Cargile	9	9	0	0/0	2/6	2	0	0
Gold	9	7	2	0/0	0/0	0	1	0
Peterson	9	7	2	0/0	0/0	0	0	0
15. Bly	8	6	2	0/0	1/10	1	0	0
16. Burton	7	6	1	0/0	0/0	0	0	0
Shoate	7	5	2	0/0	0/0	2	0	0
18. Gordon	6	4	2	2/5	0/0	0	0	0
Kennedy	6	4	2	0/0	0/0	0	0	0
Paymah	6	6	0	0/0	0/0	1	0	0
Vaughn	6	3	3	0/0	0/0	0	0	0
22. Dumervil	5	3	2	2/11	0/0	1	1	0
Engelberger	5	5	0	1/1	0/0	1	0	0
McKinley	5	2	3	0/0	0/0	1	0	0
Thomas	5	5	0	0/0	0/0	0	0	0
26. Hollowell	4	3	1	0/0	0/0	2	0	0
Moss	4	3	1	1/0	0/0	0	0	0
28. Adams	3	2	1	1/2	0/0	0	0	0
Alford	3	2	1	0/0	0/0	1	0	0
Q. Harris	3	3	0	0/0	0/0	1	0	0
House	3	3	0	0/0	0/0	1	0	0
Lang	3	1	2	0/0	0/0	0	0	0
33. Crowder	2	1	1	1/8	0/0	0	0	0
Rogers	2	1	1	0/0	0/0	1	0	0
35. Ekuban	1	1	0	0/0	0/0	0	0	0
S. Harris	1	1	0	0/0	0/0	0	0	0
Veal	1	1	0	1/0	0/0	0	0	0
TOTALS	258	187	71	9/27	4/46	21	3	1

MISCELLANEOUS TACKLES: Cutler 1, Fenton 1, Henry 1, Scheffler 1.

MISCELLANEOUS FUMBLE RECOVERIES: None.

MISCELLANEOUS FORCED FUMBLES: None.

DEFENSIVE TOUCHDOWNS: None.

TWO-POINT CONVERSION STOPS: None.

BLOCKED PUNTS: None.

BLOCKED KICKS: None.

## 2007 PRESEASON SPECIAL TEAMS STATISTICS

Based on unofficial press box statistics

PLAYER	TOTAL	SOLO	ASSIST	FF	FR	BK	BP	TD
1. Leach	4	4	0	0	0	0	0	0
2. W. Mallard	3	1	2	0	0	0	0	0
P. Smith	3	2	1	0	0	0	0	0
4. Abdullah	2	1	1	0	0	0	0	0
Vaughn	2	2	0	0	0	0	0	0
6. Cox	1	1	0	0	0	0	0	0
Ferguson	1	1	0	0	0	0	0	0
Foxworth	1	1	0	0	0	0	0	0
Green	1	1	0	0	0	0	0	0
Hall	1	1	0	0	0	0	0	0
Hollowell	1	0	1	0	0	0	0	0
Jackson	1	1	0	0	0	0	0	0
K. Johnson	1	1	0	0	0	0	0	0
Rogers	1	1	0	0	0	0	0	0
Sauerbrun	1	1	0	0	0	0	0	0
Terrell	1	1	0	0	0	0	0	0
TOTALS	25	20	5	0	0	0	0	0

## LONGEST SCORING DRIVES OF 2007

Most Plays:	<b>Broncos:</b>	17	(at Houston, Dec. 13, FG, 70 yds., 9:20)
	<b>Opponent:</b>	18	(vs. Jacksonville, Sept. 23, TD, 80 yds., 11:44)
Most Yards:	<b>Broncos:</b>	89	2x, last: (at Chicago, Nov. 25, TD, 10 plays, 5:32)
	<b>Opponent:</b>	98	(vs. Green Bay, Oct. 29, FG, 14 plays, 7:42)
Most Time:	<b>Broncos:</b>	9:20	(at Houston, Dec. 13, FG, 17 plays, 70 yds.)
	<b>Opponent:</b>	11:44	(vs. Jacksonville, Sept. 23, TD, 18 plays, 80 yds.)

## SHORTEST SCORING DRIVES OF 2007

Fewest Plays:	<b>Broncos:</b>	1	2x, last: (vs. Minnesota, Dec. 30, FG, 0 yds., :04)
	<b>Opponent:</b>	1	2x, last: (vs. Green Bay, Oct. 29: TD, 79 yds., :23 / TD, 82 yds., :16)
Fewest Yards:	<b>Broncos:</b>	0	(vs. Minnesota, Dec. 30, FG, 1 play, :04)
	<b>Opponent:</b>	-10	(at Chicago, Nov. 25, FG, 4 plays, 2:38)
Least Time:	<b>Broncos:</b>	0:04	(vs. Minnesota, Dec. 30, FG, 1 play, 0 yds.)
	<b>Opponent:</b>	0:16	(vs. Green Bay, Oct. 29, TD, 1 play, 82 yds.)

## 2007 SACK CHART

**Elvis Dumervil (12.5)** — 2.0 vs. Oak. (9/16), 2.0 vs. Jac. (9/23), 2.0 vs. Pit. (10/21), 1.0 at Det. (11/4), 1.0 at K.C. (11/11), 3.0 vs. K.C. (12/9), 1.0 at S.D. (12/24), 0.5 vs. Min. (12/30); **Tim Crowder (4.0)** — 2.0 at K.C. 1.0 vs. Ten. (11/19), 1.0 at Chi (11/25); **Josh Mallard (3.5)** — 1.0 vs. K.C. (12/9), 1.0 at S.D. (12/24), 1.5 vs. Min. (12/30); **Alvin McKinley (2.5)** — 1.0 vs. Jac. (9/23); 1.0 vs. Pit. (10/21); 0.5 vs. Min. (12/30); **Ian Gold (2.0)** — 1.0 at K.C. (11/11), 1.0 vs. K.C. (12/9); **Team (2.0)** — 1.0 vs. Oak. (9/16); 1.0 vs. G.B. (10/29); **Dré Bly (1.0)** — 1.0 at Chi. (11/25); **John Engelberger (1.0)** — 1.0 vs. Pit. (10/21); **John Lynch (1.0)** — 1.0 at Buf. (9/9); **Jarvis Moss (1.0)** — 1.0 vs. Oak. (9/16); **Kenny Peterson (1.0)** — 1.0 at Chi. (11/25); **D.J. Williams (1.0)** — 1.0 at Buf. (9/9); **Jamie Winborn (0.5)** — 0.5 vs. Min. (12/30).

## 2007 INTERCEPTION CHART

**Dré Bly (5)** — 1 vs. Oak. (9/16), 1 vs. Pit. (10/21), 1 at K.C. (11/11), 1 vs. Ten. (11/19), 1 at Hou. (12/13); **Champ Bailey (3)** — 1 vs. Oak. (9/16), 1 at K.C. (11/11), 1 vs. K.C. (12/9); **Karl Paymah (2)** — 1 at K.C. (11/11), 1 at Chi. (11/25); **Elvis Dumervil (1)** — 1 at Buf. (9/9); **Ian Gold (1)** — 1 vs. Ten. (11/19); **Marcus Thomas (1)** — 1 vs. Oak. (9/16); **D.J. Williams (1)** — 1 vs. Pit. (10/21).

## 2007 GAME-BY-GAME STARTERS

## OFFENSE

GAME	WR	LT	LG	C	RG	RT	TE	WR	QB	RB	FB	OTHER
at Buf. (9/9)	Marshall	Lepis	Myers	Nalen	Holland	Pears	Graham	Walker	Cutler	Henry	Sapp	
vs. Oak. (9/16)	Marshall	Lepis	Myers	Nalen	Holland	Pears	Graham	Walker	Cutler	Henry	Sapp	
vs. Jac. (9/23)	Marshall	Lepis	Myers	Nalen	Holland	Pears	Graham	Walker	Cutler	Henry	Sapp	
at Ind. (9/30)	Marshall	Lepis	Myers	Nalen	Holland	Pears	Graham	Stokley	Cutler	Henry	Sapp	
vs. S.D. (10/7)	Marshall	Lepis	Myers	Nalen	Holland	Pears	Graham	Stokley	Cutler	Henry		Jackson
vs. Pit. (10/21)	Marshall	Lepis	Kuper	Myers	Holland	Pears	Graham	Stokley	Cutler	Henry		Scheffler
vs. G.B. (10/29)	Marshall	Lepis	Kuper	Myers	Holland	Pears	Graham	Mustard*	Cutler	Young		Scheffler
at Det. (11/4)	Marshall	Lepis	Kuper	Myers	Holland	Pears	Graham	Stokley	Cutler	Henry		Scheffler
at K.C. (11/11)	Marshall	Lepis	Kuper	Myers	Holland	Pears	Graham	Stokley	Cutler	Young		Scheffler
vs. Ten. (11/19)	Marshall	Lepis	Kuper	Myers	Holland	Pears	Graham	Stokley	Cutler	Young	Sapp	
at Chi. (11/25)	Marshall	Lepis	Kuper	Myers	Holland	Pears	Graham	Stokley	Cutler	Hall	Sapp	
at Oak. (12/2)	Marshall	Lepis	Kuper	Myers	Holland	Pears	Graham	Stokley	Cutler	Young	Sapp	
vs. K.C. (12/9)	Marshall	Lepis	Kuper	Myers	Holland	Pears	Graham	Stokley	Cutler	Young	Sapp	
at Hou. (12/13)	Marshall	Lepis	Kuper	Myers	Holland	Pears	Graham	Martinez	Cutler	Young		Scheffler
at S.D. (12/24)	Marshall	Lepis	Kuper	Myers	Holland	Pears	Graham	Walker	Cutler	Young		Scheffler
vs. Min. (12/30)	Marshall	Lepis	Kuper	Myers	Holland	Pears	Scheffler	Walker	Cutler	Young		Mustard

\* - Denver opened game in three-tight end set

## DEFENSE

GAME	LDE	LDT	RDT	RDE	WLB	MLB	SLB	LCB	RCB	FS	SS	OTHER
at Buf. (9/9)	Engelberger	Adams	Gordon	Dumervil	Gold	Williams	Webster	Bailey	Bly	Lynch	Ferguson	
vs. Oak. (9/16)	Engelberger	Adams	Gordon	Dumervil	Gold	Williams	Webster	Bailey	Bly	Lynch	Ferguson	
vs. Jac. (9/23)	Engelberger	Adams	Gordon	Dumervil	Gold	Williams	Webster	Bailey	Bly	Lynch	Ferguson	
at Ind. (9/30)	Dumervil	Moss	Crowder	Rice	Gold	Williams	Webster	Bailey	Bly	Foxworth	Ferguson	
vs. S.D. (10/7)	Engelberger	Adams	Gordon	Dumervil	Gold	Williams	Webster	Bailey	Bly	Lynch	Ferguson	
vs. Pit. (10/21)	Engelberger	Adams	Thomas	Dumervil	Gold	Williams	Webster	Foxworth	Bly	Lynch	Ferguson	
vs. G.B. (10/29)	Engelberger	Adams	McKinley	Dumervil	Gold	Williams	Webster	Bailey	Bly	Lynch	Foxworth	
at Det. (11/4)	Engelberger	Adams	McKinley	Dumervil	Gold	Williams	Webster	Bailey	Bly	Foxworth	Ferguson	
at K.C. (11/11)	Engelberger	Adams	McKinley	Dumervil	Gold	Williams	Bailey	Bly	Abdullah	Foxworth	Paymah	
vs. Ten. (11/19)	Engelberger	Adams	McKinley	Dumervil	Gold	Williams	Webster	Bailey	Bly	Lynch	Abdullah	
at Chi. (11/25)	Engelberger	Adams	McKinley	Dumervil	Gold	Williams	Webster	Bailey	Bly	Lynch	Abdullah	
at Oak. (12/2)	Engelberger	Adams	McKinley	Dumervil	Gold	Williams	Webster	Bailey	Bly	Lynch	Abdullah	
vs. K.C. (12/9)	Engelberger	Thomas	McKinley	Dumervil	Gold	Williams	Webster	Bailey	Bly	Lynch	Abdullah	
at Hou. (12/13)	Engelberger	Thomas	McKinley	Dumervil	Gold	Williams	Webster	Bailey	Bly	Foxworth	Abdullah	Paymah
at S.D. (12/24)	Engelberger	Thomas	McKinley	Dumervil	Winborn	Williams	Webster	Bailey	Bly	Lynch	Abdullah	
vs. Min. (12/30)	Engelberger	Thomas	McKinley	Dumervil	Winborn	Williams		Bailey	Bly	Lynch	Abdullah	Paymah

## 2007 INDIVIDUAL SINGLE-GAME HIGHS

## BRONCOS

STATISTIC	TOTAL	PLAYER(S)
YARDS RUSHING	156	Selvin Young, vs. Kansas City (12/9/07)
RUSHING ATTEMPTS	26	3x, last: Andre Hall, at Chicago (11/25/07 - OT)
RUSHING TOUCHDOWNS	2	Travis Henry, at Oakland (12/2/07)
YARDS PASSING	304	Jay Cutler, at Buffalo (9/9/07)
PASS ATTEMPTS	46	Patrick Ramsey, at Detroit (11/4/07)
PASS COMPLETIONS	29	Patrick Ramsey, at Detroit (11/4/07)
TOUCHDOWN PASSES	4	Jay Cutler, vs. Kansas City (12/9/07)
PASSES HAD INTERCEPTED	2	4x, last: Jay Cutler, at San Diego (12/24/07)
RECEPTIONS	11	Brandon Marshall, at Houston (12/13/07)
RECEIVING YARDS	133	Brandon Marshall, vs. Jacksonville (9/23/07)
RECEIVING TOUCHDOWNS	2	Brandon Marshall, vs. Kansas City (12/9/07)
TOTAL YARDS FROM SCRIMMAGE	183	Travis Henry, at Buffalo (9/9/07)
FIELD GOALS	3	2x, last: Jason Elam, vs. Oakland (9/16/07 - OT)
TACKLES	16	D.J. Williams, at Oakland (12/2/07)
INTERCEPTIONS	1	14x, last: Dré Bly, at Houston (12/13/07)
SACKS	3.0	Elvis Dumervil, vs. Kansas City (12/9/07)
LONGEST RUN FROM SCRIMMAGE	62t	Andre Hall, vs. Tennessee (11/19/07)
LONGEST PASS COMPLETION	68t	Jay Cutler, at Chicago (11/25/07)
LONGEST PASS RECEPTION	68t	Brandon Marshall, at Chicago (11/25/07)
LONGEST INTERCEPTION RETURN	37	Dré Bly, at Houston (12/13/07)
LONGEST PUNT RETURN	80t	Glenn Martinez, vs. Tennessee (11/19/07)
LONGEST KICKOFF RETURN	35	2x, last: Glenn Martinez, at San Diego (12/24/07)
LONGEST PUNT	65	2x, last: Todd Sauerbrun, at Indianapolis (9/30/07)
LONGEST FIELD GOAL	50	Jason Elam, at Kansas City (11/11/07)

## OPPONENTS

STATISTIC	TOTAL	PLAYER(S)
YARDS RUSHING	159	LaMont Jordan, vs. Oakland (9/16/07 - OT)
RUSHING ATTEMPTS	33	Justin Fargas, at Oakland (12/2/07)
RUSHING TOUCHDOWNS	1	14x, last: LaDainian Tomlinson, at San Diego (12/24/07)
YARDS PASSING	331	Brett Favre, vs. Green Bay (10/29/07 - OT)
PASS ATTEMPTS	41	Vince Young, vs. Tennessee (11/19/07)
PASS COMPLETIONS	26	Vince Young, vs. Tennessee (11/19/07)
TOUCHDOWN PASSES	4	Ben Roethlisberger, vs. Pittsburgh (10/21/07)
PASSES HAD INTERCEPTED	3	Josh McCown, vs. Oakland (9/16/07 - OT)
RECEPTIONS	9	Dwayne Bowe, at Kansas City (11/11/07)
RECEIVING YARDS	141	Greg Jennings, vs. Green Bay (10/29/07 - OT)
RECEIVING TOUCHDOWNS	2	3x, last: Bobby Wade, vs. Minnesota (12/30/07 - OT)
TOTAL YARDS FROM SCRIMMAGE	164	Justin Fargas, at Oakland (12/2/07)
FIELD GOALS	3	5x, last: Nate Kaeding, at San Diego (12/24/07)
TACKLES	13	Jim Leonhard, at Buffalo (9/9/07)
INTERCEPTIONS	1	15x, last: Q. Jammer and C. Hart at San Diego (12/24/07)
SACKS	3.5	Mario Williams, at Houston (12/13/07)
LONGEST RUN FROM SCRIMMAGE	74t	Michael Turner, vs. San Diego (10/7/07)
LONGEST PASS COMPLETION	82t	Brett Favre, vs. Green Bay (10/29/07 - OT)
LONGEST PASS RECEPTION	82t	Greg Jennings, vs. Green Bay (10/29/07 - OT)
LONGEST INTERCEPTION RETURN	66t	Shaun Rogers, at Detroit (11/4/07)
LONGEST PUNT RETURN	75t	Devin Hester, at Chicago (11/25/07)
LONGEST KICKOFF RETURN	88t	Devin Hester, at Chicago (11/25/07)
LONGEST PUNT	63	Shane Lechler, at Oakland (12/2/07)
LONGEST FIELD GOAL	56	Rob Bironas, vs. Tennessee (11/19/07)

## 2007 BRONCOS SINGLE-GAME HIGHS & LOWS

STATISTIC	HIGH	LOW
TOTAL FIRST DOWNS	26 vs. Oakland (9/16/07 - OT)	11 vs. Jacksonville (9/23/07)
TOTAL NET YARDS	470 at Buffalo (9/9/07)	225 at San Diego (12/24/07)
TOTAL OFFENSIVE PLAYS	73 vs. Oakland (9/16/07 - OT)	42 vs. Jacksonville (9/23/07)
NET YARDS RUSHING	223 at Indianapolis (9/30/07)	47 2x, last: at Detroit (11/4/07)
RUSHING ATTEMPTS	38 vs. Oakland (9/16/07 - OT)	16 at Detroit (11/4/07)
NET YARDS PASSING	299 at Buffalo (9/9/07)	131 at Indianapolis (9/30/07)
PASS ATTEMPTS	50 at Detroit (11/4/07)	21 2x, last: vs. Tennessee (11/19/07)
PASS COMPLETIONS	32 at Detroit (11/4/07)	13 at Indianapolis (9/30/07)
PASSES HAD INTERCEPTED	2 4x, last: at San Diego (12/24/07)	0 5x, last: vs. Minnesota (12/30/07 - OT)
TIMES SACKED	5 2x, last: at Houston (12/13/07)	1 9x, last: vs. Minnesota (12/30/07 - OT)
PUNTS	8 at Chicago (11/25/07 - OT)	2 4x, last: at Oakland (12/2/07)
GROSS PUNTING AVERAGE	63.0 vs. Jacksonville (9/23/07)	35.6 at San Diego (12/24/07)
NET PUNTING AVERAGE	49.0 vs. Oakland (9/16/07 - OT)	11.7 at Buffalo (9/9/07)
PUNT RETURNS	4 2x, last: vs. Kansas City (12/9/07)	0 3x, last: at San Diego (12/24/07)
PUNT RETURN YARDS	80 vs. Tennessee (11/19/07)	-5 at Kansas City (11/11/07)
KICKOFF RETURNS	7 at Chicago (11/25/07 - OT)	0 vs. Oakland (9/16/07 - OT)
KICKOFF RETURN YARDS	157 at Detroit (11/4/07)	0 vs. Oakland (9/16/07 - OT)
INTERCEPTION RETURNS	3 2x, last: at Kansas City (11/11/07)	0 8x, last: vs. Minnesota (12/30/07 - OT)
INTERCEPTION RETURN YARDS	37 at Houston (12/13/07)	-2 vs. Oakland (9/16/07 - OT)
PENALTIES	12 2x, last: at Kansas City (11/11/07)	2 vs. Pittsburgh (10/21/07)
YARDS PENALIZED	84 at Detroit (11/4/07)	18 vs. San Diego (10/7/07)
FUMBLES	4 at Detroit (11/4/07)	0 at Houston (12/13/07)
FUMBLES LOST	3 at Detroit (11/4/07)	0 7x, last: vs. Minnesota (12/30/07 - OT)
SACKS MADE	5 vs. Kansas City (12/9/07)	0 4x, last: at Houston (12/13/07)
FUMBLES FORCED	4 4x, last: vs. Minnesota (12/30/07 - OT)	0 3x, last: at Houston (12/13/07)
FUMBLES RECOVERED	3 2x, last: vs. Minnesota (12/30/07 - OT)	0 6x, last: at Houston (12/13/07)
TIME OF POSSESSION	38:42 vs. Oakland (9/16/07 - OT)	21:18 vs. Jacksonville (9/23/07)

### RICE FINISHES CAREER AS A BRONCO

Jerry Rice concluded his record-setting 20-year NFL career as a member of the Denver Broncos after competing with the team in the 2005 preseason.

Rice, a 13-time Pro Bowl selection and 11-time Associated Press All-Pro who is regarded as the greatest wide receiver in NFL history, agreed to terms with the Broncos on Wednesday, May 25, 2005. He played in all four of the Broncos' preseason games, starting twice, and caught four passes for 24 yards while wearing jersey No. 19.

The final reception of Rice's career was a 6-yard pass from quarterback Bradlee Van Pelt at 10:16 of the third quarter in Denver's last preseason game at Arizona on Sept. 2, 2005.

Rice announced his retirement from professional football at a morning press conference on Monday, Sept. 5, 2005, in the team meeting room of the Paul D. Bowlen Memorial Broncos Centre.

"Wow, I never thought I would see this day," Rice said in announcing his retirement. "But it's here now and I feel pretty good about it. I'm happy with my decision—coming here to Denver. I'd like to thank (Broncos Owner) Pat (Bowlen) and also (Head Coach) Mike (Shanahan) for giving me the opportunity to just come here and be part of something pretty special."



## 2007 OPPONENTS SINGLE-GAME HIGHS & LOWS

STATISTIC	HIGH	LOW
TOTAL FIRST DOWNS	30 at Indianapolis (9/30/07)	7 vs. Kansas City (12/9/07)
TOTAL NET YARDS	484 vs. San Diego (10/7/07)	129 vs. Kansas City (12/9/07)
TOTAL OFFENSIVE PLAYS	71 2x, last: vs. Tennessee (11/19/07)	49 at Buffalo (9/9/07)
NET YARDS RUSHING	226 at Indianapolis (9/30/07)	16 vs. Kansas City (12/9/07)
RUSHING ATTEMPTS	47 vs. Jacksonville (9/23/07)	17 vs. Kansas City (12/9/07)
NET YARDS PASSING	325 vs. Green Bay (10/29/07 - OT)	53 vs. Oakland (9/16/07 - OT)
PASS ATTEMPTS	45 at Kansas City (11/11/07)	17 vs. Oakland (9/16/07 - OT)
PASS COMPLETIONS	26 vs. Tennessee (11/19/07)	8 vs. Oakland (9/16/07 - OT)
PASSES HAD INTERCEPTED	3 2x, last: at Kansas City (11/11/07)	0 8x, last: vs. Minnesota (12/30/07 - OT)
TIMES SACKED	5 vs. Kansas City (12/9/07)	0 4x, last: at Houston (12/13/07)
PUNTS	8 vs. Kansas City (12/9/07)	1 at Oakland (12/2/07)
GROSS PUNTING AVERAGE	63.0 at Oakland (12/2/07)	30.0 at Indianapolis (9/30/07)
NET PUNTING AVERAGE	53.0 at Oakland (12/2/07)	18.3 2x, last: vs. Tennessee (11/19/07)
PUNT RETURNS	5 at Chicago (11/25/07 - OT)	0 2x, last: at San Diego (12/24/07)
PUNT RETURN YARDS	88 at Buffalo (9/9/07)	0 3x, last: at San Diego (12/24/07)
KICKOFF RETURNS	8 at Chicago (11/25/07 - OT)	2 3x, last: at San Diego (12/24/07)
KICKOFF RETURN YARDS	191 at Chicago (11/25/07 - OT)	42 at Detroit (11/4/07)
INTERCEPTION RETURNS	2 4x, last: at San Diego (12/24/07)	0 5x, last: vs. Minnesota (12/30/07 - OT)
INTERCEPTION RETURN YARDS	66 at Detroit (11/4/07)	0 6x, last: vs. Minnesota (12/30/07 - OT)
PENALTIES	13 vs. Green Bay (10/29/07 - OT)	2 2x, last: at Detroit (11/4/07)
YARDS PENALIZED	103 vs. Green Bay (10/29/07 - OT)	10 at Indianapolis (9/30/07)
FUMBLES	4 4x, last: vs. Minnesota (12/30/07 - OT)	0 3x, last: at Houston (12/13/07)
FUMBLES LOST	3 2x, last: vs. Minnesota (12/30/07 - OT)	0 6x, last: at Houston (12/13/07)
SACKS MADE	5 2x, last: at Houston (12/13/07)	1 9x, last: vs. Minnesota (12/30/07 - OT)
FUMBLES FORCED	4 at Detroit (11/4/07)	0 at Houston (12/13/07)
FUMBLES RECOVERED	3 at Detroit (11/4/07)	0 7x, last: vs. Minnesota (12/30/07 - OT)
TIME OF POSSESSION	38:42 vs. Jacksonville (9/23/07)	25:33 vs. Kansas City (12/9/07)

### DENVER'S 2007 REGULAR-SEASON RECORD WAS...

Rec.	Situation	Rec.	Situation
3-1	leading after 1st quarter	0-0	Denver passes for 300 yards
5-1	leading after 2nd quarter	0-1	opponent passes for 300 yards
6-1	leading after 3rd quarter	0-2	playing indoors
1-4	trailing after 1st quarter	7-7	playing outdoors
2-8	trailing after 2nd quarter	1-2	playing on an artificial surface
1-8	trailing after 3rd quarter	6-7	playing on natural grass
4-2	Denver scores first	3-5	winning the coin toss
3-7	opponent scores first	4-4	losing the coin toss
0-0	tied at the half	6-3	scoring 20 or more points
6-2	Denver rushes for 100 yards	3-8	yielding 20 or more points
5-9	opponent rushes for 100 yards	2-2	in overtime games
6-2	winning turnover margin	0-7	losing turnover margin

### DID YOU KNOW?

The Broncos' five undefeated home records in regular-season play since the NFL adopted a 16-game schedule in 1978 are the highest such total in the NFL. Denver has been undefeated at home in 1981, 1996, 1997, 1998 and 2005. The Chiefs, Packers and Patriots each rank behind the Broncos with three undefeated home records in the regular season since 1978.



## 2007 BRONCOS GAME-BY-GAME STATISTICS

	at Buf. (9/9)	vs. Oak. (9/16)	vs. Jac. (9/23)	at Ind. (9/30)	vs. S.D. (10/7)	vs. Pit. (10/21)	vs. G.B. (10/29)	at Det. (11/4)	at K.C. (11/11)	vs. Ten. (11/19)	at Chi. (11/25)	at Oak. (12/2)	vs. K.C. (12/9)	at Hou. (12/13)	at S.D. (12/24)	vs. Min. (12/30)	TOTALS
<b>First Downs</b>																	
Total	23	26	11	22	17	21	24	16	18	15	22	14	23	20	12	21	305
Rushing	7	11	2	12	4	4	3	3	7	5	9	7	8	5	3	6	96
Passing	16	13	9	10	11	15	15	12	9	12	7	14	13	8	14	187	
Penalty	0	2	0	0	2	2	6	1	2	1	1	0	1	2	1	1	22
<b>Third-Down Efficiency</b>																	
Converted	4	9	4	6	6	7	3	9	5	6	1	7	2	4	4	3	80
Attempts	13	17	8	10	13	10	18	13	12	12	15	9	12	14	12	198	
Efficiency	31%	53%	50%	60%	46%	70%	30%	50%	38%	50%	8%	47%	22%	33%	29%	25%	40%
<b>Fourth-Down Efficiency</b>																	
Converted	2	1	0	0	0	0	1	1	0	0	1	0	0	0	0	1	7
Attempts	2	1	2	0	3	0	1	2	1	0	1	1	0	3	2	3	22
Efficiency	100%	100%	0%	0%	0%	0%	100%	50%	0%	0%	100%	0%	0%	0%	0%	33%	32%
<b>Total Offense</b>																	
Net Yards	470	441	265	354	296	324	332	303	327	359	430	292	453	308	225	362	5376
Plays	72	73	42	58	57	55	61	71	61	48	70	62	64	55	65	65	976
Avg./play	6.5	6.0	6.3	6.1	5.2	5.9	5.4	4.3	5.4	7.5	6.1	4.7	7.3	4.8	4.1	5.6	5.7
<b>Rushing</b>																	
Net Yards	171	181	47	223	72	90	88	47	141	166	138	86	215	72	92	128	1957
Attempts	32	38	18	36	20	24	24	16	29	26	37	29	34	20	19	27	429
Avg./rush	5.3	4.8	2.6	6.2	3.6	3.8	3.7	2.9	4.9	6.4	3.7	3.0	6.3	3.6	4.8	4.7	4.6
TFL - yds.	4.6	4.5	3.7	3.4	3.5	3.8	3.12	2.5	5.11	1.1	4.14	1.1	2.3	2.3	1.1	4.12	44-98
<b>Passing</b>																	
Net Yards	299	260	218	131	224	234	244	256	186	193	292	206	238	236	133	234	3584
Sacks	1	2	1	1	1	2	3	5	1	1	2	1	1	5	4	1	32
Yds. Lost	5	9	4	0	8	14	20	26	6	7	10	8	6	18	22	12	175
Gross Yds.	304	269	222	131	232	248	264	282	192	200	302	214	244	254	155	246	3759
Attempts	39	33	23	21	36	29	34	50	31	21	31	32	27	39	32	37	515
Compl.	23	23	16	12	23	22	21	32	17	16	17	16	20	27	14	26	326
Pct.	59%	70%	70%	63%	64%	76%	62%	64%	55%	76%	55%	50%	74%	69%	44%	76%	63%
Int.	1	2	1	1	1	2	0	1	0	1	2	0	0	0	2	0	15
Avg./play	7.5	7.4	9.1	6.0	6.1	7.5	6.6	4.7	5.8	8.8	8.8	6.2	8.5	5.4	3.7	6.2	6.6
<b>Kickoffs</b>																	
No.	4	6	3	5	2	5	4	2	7	7	8	5	7	4	2	5	76
In End Zone-TB	1-0	4-3	2-0	0-0	2-0	1-0	3-1	0-0	2-2	5-3	0-0	2-2	1-0	0-0	0-0	3-2	26-13
<b>Punts</b>																	
No.	3	2	2	2	3	3	4	5	5	3	8	2	5	3	5	5	60
Yards	123	104	126	112	150	155	182	225	182	145	295	90	232	110	178	221	2630
Avg.	41.0	52.0	63.0	56.0	50.0	51.7	45.5	45.0	36.4	48.3	36.9	45.0	46.4	36.7	35.6	44.2	43.8
Net Avg.	11.7	49.0	43.0	45.0	41.0	46.3	37.3	41.0	33.6	42.3	26.8	37.0	37.0	35.0	35.6	40.0	36.3
Had Blocked	0	0	0	0	0	0	0	0	1	0	1	0	0	0	0	0	2
<b>Kicks, Had Blocked</b>																	
FGs-PATs	0-0	0-0	0-0	0-0	0-0	0-0	0-0	0-0	0-0	0-0	0-0	0-0	0-0	0-0	0-0	0-0	0-0
<b>Punt Returns</b>																	
No.	4	2	1	0	1	0	1	1	1	2	2	1	4	1	0	2	23
Yards	10	8	14	0	18	0	26	4	-5	80	5	10	14	10	0	15	209
Avg.	2.5	4.0	14.0	0.0	18.0	0.0	26.0	4.0	-5.0	40.0	2.5	10.0	3.5	10.0	0.0	7.5	9.1
<b>Kickoff Returns</b>																	
No.	3	0	4	5	3	3	2	6	4	1	7	6	2	4	5	3	58
Yards	72	0	92	110	70	78	49	157	103	26	108	74	42	106	140	66	1293
Avg.	24.0	0.0	23.0	22.0	23.3	26.0	24.5	26.2	25.8	26.0	15.4	12.3	21.0	26.5	28.0	22.0	22.3
<b>Interception Returns</b>																	
No.	1	3	0	0	0	2	0	0	3	2	1	0	1	1	0	0	14
Yards	27	-2	0	0	0	0	0	0	21	22	0	0	0	37	0	0	105
Avg.	27.0	-0.7	0.0	0.0	0.0	0.0	0.0	0.0	7.0	11.0	0.0	0.0	0.0	37.0	0.0	0.0	7.5
<b>Penalties</b>																	
No.	3	6	6	4	3	2	9	12	12	5	5	5	4	5	4	5	90
Yds. Lost	31	34	36	32	18	20	63	84	64	35	28	25	35	25	40	40	610
<b>Fumbles</b>																	
No.	1	1	2	2	3	2	1	4	2	2	3	2	1	0	2	2	30
Lost	0	0	2	1	2	0	1	3	0	1	1	2	0	0	1	0	14
<b>Touchdowns</b>																	
Total TDs	1	2	2	2	0	4	1	1	3	4	4	2	5	1	0	2	34
Rush	0	1	1	1	0	0	0	1	1	2	2	1	2	1	0	0	10
Pass	1	1	1	1	0	3	1	1	1	2	2	0	4	1	0	2	21
Returns	0	0	0	0	0	1	0	0	1	1	0	0	0	0	0	0	3
<b>Extra Points</b>																	
Md.-Att.	0-1	2-2	2-2	2-2	0-0	4-4	1-1	1-1	3-3	4-4	4-4	2-2	5-5	1-1	0-0	2-2	33-34
Kick Md.-Att.	0-0	2-2	2-2	0-0	0-0	4-4	1-1	1-1	3-3	4-4	4-4	2-2	5-5	1-1	0-0	2-2	33-33
Rush Md.-Att.	0-0	0-0	0-0	0-0	0-0	0-0	0-0	0-0	0-0	0-0	0-0	0-0	0-0	0-0	0-0	0-0	0-0
Pass Md.-Att.	0-1	0-0	0-0	0-0	0-0	0-0	0-0	0-0	0-0	0-0	0-0	0-0	0-0	0-0	0-0	0-0	0-1
<b>Field Goals</b>																	
Md.-Att.	3-5	3-4	0-0	2-2	1-1	1-1	2-2	0-1	2-2	2-2	2-2	2-2	2-2	1-1	2-2	2-3	27-31
<b>Red Zone Efficiency</b>																	
TDs-Att.	1-2	2-5	2-3	2-4	0-2	3-3	1-4	1-3	1-1	0-1	3-5	2-4	4-6	1-2	0-3	2-3	25-51
Efficiency	50%	40%	67%	50%	0%	100%	25%	33%	100%	0%	60%	50%	67%	50%	0%	67%	49%
<b>Goal-to-Go Efficiency</b>																	
TDs-Att.	1-1	2-4	2-2	1-1	0-0	2-2	1-2	1-3	0-0	0-0	1-3	2-2	1-1	0-0	0-1	1-1	15-23
Efficiency	100%	50%	100%	100%	0%	100%	50%	33%	0%	0%	33%	100%	100%	0%	0%	100%	65%
<b>Safeties</b>																	
Total Points	15	23	14	20	3	31	13	7	27	34	34	20	41	13	3	22	320
Possession Avg.	33:12	38:42	21:18	29:12	27:07	28:25	29:35	31:32	29:29	24:24	33:54	25:40	34:27	29:34	23:17	33:24	29:09

## 2007 OPPONENT GAME-BY-GAME STATISTICS

	at Buf. (9/9)	vs. Oak. (9/16)	vs. Jac. (9/23)	at Ind. (9/30)	vs. S.D. (10/7)	vs. Pit. (10/21)	vs. G.B. (10/29)	at Det. (11/4)	at K.C. (11/11)	vs. Ten. (11/19)	at Chi. (11/25)	at Oak. (12/2)	vs. K.C. (12/9)	at Hou. (12/13)	at S.D. (12/24)	vs. Min. (12/30)	TOTALS
<b>First Downs</b>																	
Total	13	11	21	30	20	24	20	20	19	28	18	20	7	21	18	16	306
Rushing	7	8	11	18	7	6	4	8	2	9	6	8	2	11	6	6	119
Passing	5	3	9	11	12	17	13	9	16	18	10	10	4	10	11	10	168
Penalty	1	0	1	1	1	1	3	3	1	1	2	2	1	0	1	0	19
<b>Third-Down Efficiency</b>																	
Converted	3	6	8	6	6	8	4	6	6	7	4	6	1	6	7	7	91
Attempts	11	16	16	10	10	12	10	15	16	14	15	15	13	11	15	14	213
Efficiency	27%	38%	50%	60%	60%	67%	40%	40%	38%	50%	27%	40%	8%	55%	47%	50%	43%
<b>Fourth-Down Efficiency</b>																	
Converted	1	1	1	0	0	1	0	0	1	0	1	0	3	0	0	1	10
Attempts	1	1	1	0	0	1	0	0	2	0	1	2	3	0	0	1	13
Efficiency	100%	100%	100%	0%	0%	100%	0%	0%	50%	0%	100%	0%	100%	0%	0%	100%	77%
<b>Total Offense</b>																	

## 2007 GAME-BY-GAME PARTICIPATION

	at Buf. (9/9)	vs. Oak. (9/16)	vs. Jac. (9/23)	at Ind. (9/30)	vs. S.D. (10/7)	vs. Pit. (10/21)	vs. G.B. (10/29)	at Det. (11/4)	at K.C. (11/11)	vs. Ten. (11/19)	at Chi. (11/25)	at Oak. (12/2)	vs. K.C. (12/9)	at Hou. (12/13)	at S.D. (12/24)	vs. Min. (12/30)	Reg. Season P-S-DNP-INA
Abdullah	P	P		INA	INA	INA	INA	P	FS	SS	SS	SS	SS	SS	SS	SS	11-8-0-5
Adams	LDT	LDT	INA	LDT	LDT	LDT	LDT	LDT	LDT	LDT	LDT	LDT	LDT	LDT	LDT	LDT	11-11-0-1
Alexander, P.	NWT	NWT	NWT	NWT	NWT												11-0-0-0
Bly	INA	NWT	INA	INA	INA												0-0-0-0
Bailey	LDB	LDB	LDB	LDB	LDB	INA	LDB	LDB	LDB	LDB	LDB	LDB	LDB	LDB	LDB	LDB	15-15-0-1
Beck	NWT	NWT	NWT	NWT	NWT	NWT	NWT	NWT	NWT	NWT	NWT	NWT	NWT	NWT	NWT	NWT	11-0-0-0
Bell	P	P	P	INA	INA	INA	INA	INA	INA	INA	INA	INA	INA	INA	INA	INA	5-0-0-11
Birdine	NWT	NWT	NWT	NWT	NWT	NWT	NWT	NWT	NWT	NWT	NWT	NWT	NWT	NWT	NWT	NWT	0-0-0-8
Bozeman	NWT	NWT	NWT	NWT	NWT	NWT	NWT	NWT	NWT	NWT	NWT	NWT	NWT	NWT	NWT	NWT	16-16-0-0
Browster	NWT	NWT	NWT	NWT	NWT	PS	PS	PS	PS	PS	PS	PS	PS	PS	PS	PS	0-0-0-0
Burton	INA	P	INA	P	INA	P	P	P	P	PS	PS	PS	PS	PS	PS	PS	6-0-0-3
Cargile	PS	PS	PS	P	INA	P	P	P	P	P	P	P	P	P	P	P	12-0-0-1
Carrington	NWT	NWT	NWT	NWT	NWT	NWT	NWT	NWT	INA	INA	INA	INA	INA	INA	INA	INA	0-0-0-8
Clark	INA	INA	INA	NWT	NWT	NWT	NWT	NWT	NWT	NWT	NWT	NWT	NWT	NWT	NWT	NWT	4-0-0-3
Cox	P	P	P	P	P	P	P	INA	NWT	NWT	NWT	NWT	NWT	NWT	NWT	NWT	7-0-0-1
Crowder	INA	INA	INA	RD	P	P	P	P	P	P	P	P	P	P	P	P	13-10-0-3
Cutler	QB	QB	QB	QB	QB	QB	QB	QB	QB	QB	QB	QB	QB	QB	QB	QB	16-16-0-0
Dumervil	RE	RE	RE	LE	RE	RE	RE	RE	RE	RE	RE	RE	RE	RE	RE	RE	16-16-0-0
Ekuban																	0-0-0-0
Elam	P	P	P	P	P	P	P	P	P	P	P	P	P	P	P	P	16-0-0-0
Engelberger	LE	LE	LE	P	LE	LE	LE	LE	LE	LE	LE	LE	LE	LE	LE	LE	16-15-0-0
Ernst	NWT	NWT	NWT	NWT	NWT	NWT	NWT	NWT	NWT	NWT	NWT	NWT	NWT	NWT	NWT	NWT	1-0-0-0
Estlinger	PS	PS	PS	PS	PS	PS	PS	PS	PS	PS	PS	PS	PS	PS	PS	PS	0-0-0-0
Fenton	PS	PS	PS	PS	PS	PS	PS	PS	PS	PS	PS	PS	PS	PS	PS	PS	0-0-0-0
Ferguson	SS	SS	SS	SS	SS	SS	SS	SS	P	INA	INA						12-7-0-2
Foxworth	INA	DNP	FS	P	LDB	SS	SS	SS	P	P	P	FS	P	FS	P	P	14-6-1-1
Graham	WLB	WLB	WLB	WLB	WLB	WLB	WLB	WLB	WLB	WLB	WLB	WLB	WLB	WLB	WLB	WLB	14-14-0-2
Gordon	RD	RD	RD	INA	INA	INA	INA	NWT	NWT	NWT	NWT	NWT	NWT	NWT	NWT	NWT	4-4-0-4
Gordan	TE	TE	TE	TE	TE	TE	TE	TE	TE	TE	TE	TE	TE	TE	TE	TE	15-15-0-1
Green	P	P	P	P	P	P	P	P	P	P	P	P	P	P	P	P	16-0-0-0
Hackney	PS	PS	PS	PS	PS	PS	PS	INA	INA	INA	INA	INA	INA	INA	INA	INA	0-0-0-8
Halt	INA	INA	P	DNP	INA	P		P	RB	INA	P	P	P	P	P	P	10-11-0-5
Hamilton	INA	INA	INA														0-0-0-3
Harris, R.	INA	INA	INA	INA	INA	INA	INA	INA	INA	INA	INA	INA	INA	INA	INA	INA	11-0-0-5
Harris, S.	PS	PS	PS	PS	PS	PS	PS	PS	PS	PS	PS	PS	PS	PS	PS	PS	4-0-0-0
Henry	RB	RB	RB	RB	RB	RB	RB	INA	INA	INA	INA	P	P	P	P	P	12-7-0-4
Hixon	P	P	P	P	NWT	NWT	NWT	NWT	NWT	NWT	NWT	NWT	NWT	NWT	NWT	NWT	4-0-0-0
Holdman																	0-0-0-0
Holland	RG	RG	RG	RG	RG	RG	RG	RG	RG	RG	RG	RG	RG	RG	RG	RG	16-16-0-0
Jackson	P	P	P	TE													5-1-0-0
Jacobs	NWT	NWT	NWT	NWT	NWT	NWT	NWT	NWT	P	P	INA	P	P	P	INA	P	6-0-0-2
Johnson, K.	NWT	NWT	NWT	NWT	NWT	NWT	NWT	NWT	NWT	NWT	NWT	NWT	NWT	NWT	NWT	NWT	1-0-0-0
Kuper	P	P	P	P	P	P	P	P	P	P	P	P	P	P	P	P	16-11-0-8
Leach	P	P	P	P	P	P	P	P	P	P	P	P	P	P	P	P	16-0-0-0
Lepis	LT	LT	LT	LT	LT	LT	LT	LT	LT	LT	LT	LT	LT	LT	LT	LT	16-16-0-0
Lewis	P	P	P	P	P	NWT	NWT	NWT	NWT	NWT	NWT	NWT	NWT	NWT	NWT	NWT	5-0-0-0
Lynch	FS	FS	FS	INA	FS	FS	INA	INA	FS	FS	FS	FS	FS	FS	FS	FS	13-12-0-3
Mallard, J.	NWT	NWT	NWT	NWT	NWT	NWT	NWT	P	P	P	P	P	P	P	P	P	8-0-0-0
Mallard, W.	NWT	NWT	NWT	NWT	NWT	NWT	NWT	NWT	NWT	NWT	NWT	NWT	NWT	NWT	NWT	NWT	0-0-0-0
Marshall	WR	WR	WR	WR	WR	WR	WR	WR	WR	WR	WR	WR	WR	WR	WR	WR	16-16-0-0
Martinez	PS	PS	PS	P	P	P	P	P	P	P	INA	P	WR	P	P	P	12-1-0-1
McDaniel	NWT	NWT	NWT	NWT	PS	PS	PS	PS	PS	PS	PS	PS	PS	PS	PS	PS	0-0-0-0
McKinley	P	INA	P	P	P	P	RD	RD	RD	RD	RD	RD	RD	RD	RD	RD	15-10-0-1
Meadows	NWT	NWT	NWT	NWT	NWT	NWT	NWT	NWT	NWT	NWT	NWT	NWT	NWT	NWT	NWT	NWT	0-0-0-0
Moss	P	P	P	LDT	P	INA	INA	NWT	NWT	NWT	NWT	NWT	NWT	NWT	NWT	NWT	6-1-0-2
Mustard	P	P	NWT	NWT	P	TE	INA	P	P	P	P	P	P	P	P	P	12-2-0-1
Myers	LG	LG	LG	LG	C	C	C	C	C	C	C	C	C	C	C	C	16-16-0-0
Nalen	C	C	C	C	C												5-5-0-0
Nienhuis																	0-0-0-0
Paulescu	NWT	NWT	NWT	NWT	NWT	NWT	NWT	NWT	NWT	NWT	NWT	NWT	NWT	NWT	NWT	NWT	1-0-0-0
Paymah	INA	P	P	P	P	P	P	P	CB	P	P	P	P	CB	P	P	15-3-0-1
Pears	RT	RT	RT	RT	RT	RT	RT	RT	RT	RT	RT	RT	RT	RT	RT	RT	16-16-0-0
Peterson	SUS	SUS	SUS	SUS	SUS	NWT	NWT	NWT	NWT	NWT	NWT	NWT	NWT	NWT	NWT	NWT	7-0-0-0
Prater	NWT	NWT	NWT	NWT	NWT	NWT	NWT	NWT	NWT	NWT	NWT	NWT	NWT	NWT	NWT	NWT	2-0-0-0
Ramsey	DNP	DNP	DNP	DNP	DNP	DNP	DNP	P	DNP	DNP	DNP	DNP	DNP	DNP	DNP	DNP	2-0-14-0
Reid																	0-0-0-0
Rice	P	P	P	RE	INA	INA	P	NWT	NWT	NWT	NWT	NWT	NWT	NWT	NWT	NWT	6-1-0-2
Rogers	PS	PS	PS	PS	PS	PS	PS	PS	PS	PS	PS	PS	PS	PS	PS	PS	2-0-0-0
Sapp	FB	FB	FB	FB	P	P	P	P	P	P	FB	FB	P	P	P	P	16-8-0-0
Sauerbrun	P	P	P	P	P	P	P	P	P	P	P	P	P	P	NWT	NWT	14-0-0-0
Scheffler	P	P	P	P	TE	TE	TE	TE	P	P	P	P	P	TE	TE	TE	16-7-0-0
Shoate	P	P	P	P	P	INA	P	DNP	INA	INA	INA	NWT	NWT	NWT	NWT	NWT	7-0-1-4
Smith, P.	P	P	P	P	P	P	P	P	P	P	INA	INA	P	P	P	P	14-0-0-2
Smith, R.	PUP	PUP	PUP	PUP	PUP	PUP	PUP	PUP	PUP	PUP	PUP	PUP	PUP	PUP	PUP	PUP	0-0-0-0
Snell	NWT	NWT	NWT	NWT	NWT	NWT	NWT	NWT	NWT	NWT	INA	INA	INA	INA	INA	INA	0-0-0-10
Stokley	P	P	P	WR	WR	WR	P	WR	WR	WR	WR	WR	WR	WR	WR	WR	13-9-0-3
Thomas	P	P	P	P	P	RD	P	P	P	P	P	LDT	LDT	LDT	LDT	LDT	16-5-0-0
Underwood	NWT	NWT	NWT	NWT	NWT	NWT	NWT	NWT	NWT	NWT	NWT	INA	INA	NWT	NWT	NWT	0-0-0-2
Upshaw	NWT	NWT	NWT	NWT	NWT	NWT	NWT	NWT	NWT	NWT	NWT	PS	PS	PS	PS	PS	0-0-0-0
Walker	WR	WR	WR	WR	WR	INA	INA	INA	INA	INA	INA	P	WR	WR	WR	WR	8-5-0-8
Washburn	PS	PS	PS	PS	PS	PS	PS	PS	PS	PS	PS	PS	PS	PS	PS	PS	0-0-0-0
Webster	SLB	SLB	SLB	SLB	SLB	SLB	SLB	SLB	SLB	SLB	SLB	SLB	SLB	P	SLB	P	16-13-0-0
Williams	MLB	MLB	MLB	MLB	MLB	MLB	MLB	MLB	MLB	MLB	MLB	MLB	MLB	MLB	MLB	MLB	16-16-0-0
Winborn	NWT	INA	P	P	P	P	P	P	P	P	P	P	P	P	P	P	14-2-0-1
Young	P	P	P	P	P	P	P	P	P	P	P	P	P	P	P	P	15-8-0-1

KEY: INA - inactive; PS - practice squad; NWT - not with team; SUS - suspended; 30B - inactive-third quarterback; EXP - exempt.

\* - Ferguson was placed on injured reserve with a right knee injury

## 2007 QUARTER-BY-QUARTER STATISTICS

## FIRST QUARTER

Game	Pts.	Yds.	Run	Pass	3rd Dwn.	M/A	Pct.	TOP	Penalties
Denver	3	97	48	49	0/2	0.0%	8:49	0	0
at Buf. (9/9)	7	40	36	4	0/1	0.0%	6:11	0	0
Denver	7	67	20	47	2/3	66.7%	6:08	2	10
vs. Oak. (9/17)	0	52	41	11	2/4	50.0%	8:52	1	5
Denver	0	10	10	0	0/1	0.0%	1:58	1	5
vs. Jac. (9/23)	0	96	65	31	4/6	66.7%	13:02	1	5
Denver	10	133	114	19	2/3	66.7%	8:56	1	15
at Ind. (9/30)	0	56	21	35	2/3	66.7%	6:04	0	0
Denver	0	86	13	73	1/2	50.0%	7:26	0	0
vs. S.D. (10/7)	14	108	40	68	3/3	100.0%	7:34	1	10
Denver	7	118	25	93	2/3	66.7%	9:10	1	5
vs. Pit. (10/21)	7	71	10	61	2/3	66.7%	5:50	0	0
Denver	7	141	29	112	1/2	50.0%	12:56	1	9
vs. G.B. (10/29)	7	84	0	84	0/1	0.0%	2:04	4	31
Denver	0	19	4	15	1/3	33.3%	5:42	2	9
at Det. (11/4)	3	76	60	16	2/4	50.0%	9:18	1	10
Denver	3	119	47	72	0/2	0.0%	9:20	6	35
at K.C. (11/11)	3	60	23	37	0/2	0.0%	5:40	1	5
Denver	14	80	16	64	1/1	100.0%	3:13	0	0
vs. Ten. (11/19)	0	82	44	38	4/6	66.7%	11:47	1	6
Denver	3	53	32	21	0/3	0.0%	8:40	0	0
at Chi. (11/25)	3	58	22	36	1/3	33.3%	6:20	0	0
Denver	7	83	39	44	3/3	100.0%	7:21	1	5
at Oak. (12/2)	7	75	43	32	2/3	66.7%	7:39	0	0
Denver	14	168	103	65	0/2	0.0%	9:12	0	0
vs. K.C. (12/9)	0	30	37	21	0/3	0.0%	5:48	3	15
Denver	0	90	37	53	0/1	0.0%	6:41	2	10
at Hou. (12/13)	7	109	46	63	2/3	66.7%	8:19	0	0
Denver	0	62	31	31	1/3	33.3%	6:55	3	35
at S.D. (12/24)	10	100	54	46	1/2	50.0%	8:05	1	10
Denver	0	29	9	36	0/2	0.0%	3:40	1	5
vs. Min. (12/30)	0	134	94	40	5/5	100.0%	11:20	0	0
DENVER	75	1355	561	794	1436	38.9%	116:07	21	143
OPPONENTS	68	1231	608	623	3052	57.7%	123:53	14	97

## 2007 TAKEAWAY CHART

Game	W/L	+/-	BRONCOS				OPPONENT			
			INT	Fum.	Total	Pts.	INT	Fum.	Total	Pts.
at Buf. (9/9)	W, 15-14	0	1	0	1	0	1	0	1	0
vs. Oak. (9/16)	W, 23-20 OT	+1	3	0	3	7	2	0	2	11
vs. Jac. (9/23)	L, 23-14	-1	0	2	2	0	1	2	3	6
at Ind. (9/30)	L, 38-20	-2	0	0	0	0	1	1	2	7
vs. S.D. (10/7)	L, 41-3	-3	0	0	0	0	1	2	3	17
vs. Pit. (10/21)	W, 31-28	+1	2	1	3	14	2	0	2	7
vs. G.B. (10/29)	L, 19-13 OT	-1	0	0	0	0	0	1	1	3
at Det. (11/4)	L, 44-7	-3	0	1	1	0	1	3	4	21
at K.C. (11/11)	W, 27-11	+3	3	1	4	14	1	0	1	3
vs. Ten. (11/19)	W, 34-20	+2	2	1	3	3	0	1	1	7
at Chi. (11/25)	L, 37-34 OT	+2	1	3	4	10	1	1	2	3
at Oak. (12/2)	L, 34-20	-3	0	1	1	7	2	2	4	24
vs. K.C. (12/9)	W, 41-7	+3	1	2	3	14	0	0	0	0
at Hou. (12/13)	L, 31-13	+1	1	0	1	7	0	0	0	0
at S.D. (12/24)	L, 23-3	-2	0	1	1	3	2	1	3	3
vs. Min. (12/30)	W, 22-19 OT	+3	0	3	3	10	0	0	0	0
<b>TOTALS</b>	<b>7-9</b>	<b>+1</b>	<b>14</b>	<b>16</b>	<b>30</b>	<b>89</b>	<b>15</b>	<b>14</b>	<b>29</b>	<b>112</b>

## 2007 RED ZONE EFFICIENCY

Game	Pos.	TDs	TD%	BRONCOS		MFG	DWN	TO	EOH	Pos.	TDs	TD%	OPPONENT		MFG	DWN	TO	EOH
				FGs	Pts.%								FGs	Pts.%				
at Buf. (9/9)	2	1	50.0%	1	100.0%	0	0	0	0	1	0	0.0%	0	0.0%	1	0	0	0
vs. Oak. (9/17)	5	2	40.0%	3	100.0%	0	0	0	0	1	0	0.0%	1	100.0%	0	0	0	0
vs. Jac. (9/23)	3	2	66.7%	0	66.7%	0	1	0	0	6	2	33.3%	3	83.3%	0	0	1	0
at Ind. (9/30)	4	2	50.0%	2	100.0%	0	0	0	0	6	5	83.3%	1	100.0%	0	0	0	0
vs. S.D. (10/7)	2	0	0.0%	1	50.0%	0	1	0	0	5	3	60.0%	2	100.0%	0	0	0	0
vs. Pit. (10/21)	3	3	100.0%	0	100.0%	0	0	0	0	4	4	100.0%	0	100.0%	0	0	0	0
vs. G.B. (10/29)	4	1	25.0%	2	75.0%	0	0	1	0	2	0	0.0%	2	100.0%	0	0	0	0
at Det. (11/4)	3	1	33.3%	0	33.3%	0	1	1	0	2	2	100.0%	0	100.0%	0	0	0	0
at K.C. (11/11)	1	1	100.0%	0	100.0%	0	0	0	0	2	0	0.0%	1	50.0%	0	1	0	0
vs. Ten. (11/19)	1	0	0.0%	1	100.0%	0	0	0	0	2	1	50.0%	1	100.0%	0	0	0	0
at Chi. (11/25)	5	3	60.0%	2	100.0%	0	0	0	0	6	2	33.3%	3	83.3%	0	0	1	0
at Oak. (12/2)	4	2	50.0%	2	100.0%	0	0	0	0	5	4	80.0%	0	80.0%	1	0	0	0
vs. K.C. (12/9)	6	4	66.7%	2	100.0%	0	0	0	0	1	1	100.0%	0	100.0%	0	0	0	0
at Hou. (12/13)	2	1	50.0%	1	100.0%	0	0	0	0	4	4	100.0%	0	100.0%	0	0	0	0
at S.D. (12/24)	3	0	0.0%	1	33.3%	0	1	1	0	4	2	50.0%	2	100.0%	0	0	0	0
vs. Min. (12/30)	3	2	66.7%	1	100.0%	0	0	0	0	3	1	33.3%	1	66.7%	0	0	1	0
<b>TOTALS</b>	<b>51</b>	<b>25</b>	<b>49.0%</b>	<b>19</b>	<b>86.3%</b>	<b>0</b>	<b>4</b>	<b>3</b>	<b>0</b>	<b>54</b>	<b>31</b>	<b>57.4%</b>	<b>17</b>	<b>88.9%</b>	<b>2</b>	<b>1</b>	<b>3</b>	<b>0</b>

## 2007 FIELD POSITION

2007 Third-Down Efficiency																		
	Overall		Rushing		Passing		Third Down and....											
Game	M/A	Pct.	M/A	Pct.	M/A	Pct.	1	2	3	4	5	6	7	8	9	10+		
Denver	4/13	30.8%	0/2	0.0%	4/11	36.4%	1/1	0/0	0/0	0/1	0/1	1/1	1/1	0/0	0/0	1/8		
at Buf. (9/9)	3/11	27.3%	2/2	100.0%	1/9	11.1%	0/0	0/0	0/1	0/0	0/2	0/0	0/1	0/0	2/3	1/4		
Denver	9/17	52.9%	4/7	57.1%	5/10	50.0%	2/2	1/2	1/1	0/2	0/0	0/0	1/3	1/2	2/3	1/2		
vs. Oak. (9/17)	6/16	37.5%	4/7	57.1%	2/9	22.2%	1/1	1/2	1/2	1/1	0/0	0/1	0/1	1/2	0/1	1/5		
Denver	4/8	50.0%	0/1	0.0%	4/7	57.1%	0/0	0/1	0/0	2/2	1/2	0/0	0/1	0/0	0/0	1/2		
vs. Jac. (9/23)	8/16	50.0%	3/8	37.5%	5/8	62.5%	1/5	0/0	4/4	1/1	0/1	0/2	0/0	0/0	1/1	1/2		
Denver	6/10	60.0%	2/4	50.0%	4/6	66.7%	1/1	0/1	2/2	1/1	0/0	0/0	2/4	0/0	0/1	0/0		
at Ind. (9/30)	6/10	60.0%	3/5	60.0%	3/5	60.0%	3/3	1/1	1/2	0/0	0/1	1/2	0/0	0/0	0/0	0/1		
Denver	6/13	46.2%	0/1	0.0%	6/12	50.0%	0/2	2/2	0/0	0/0	1/1	2/3	0/2	1/1	0/0	0/2		
vs. S.D. (10/7)	6/10	60.0%	2/5	40.0%	4/5	80.0%	1/1	0/0	0/0	1/1	0/2	0/1	0/1	2/2	1/1	1/1		
Denver	7/10	70.0%	1/2	50.0%	6/8	75.0%	2/2	0/0	1/1	0/0	0/1	0/0	0/1	0/0	1/1	3/4		
vs. Pit. (10/21)	8/12	66.7%	2/3	66.7%	6/9	66.7%	1/1	0/1	0/1	1/2	0/0	0/0	1/1	2/2	0/1	3/3		
Denver	3/10	30.0%	1/2	50.0%	2/8	25.0%	0/1	0/0	1/2	0/1	0/0	0/1	0/0	0/0	0/1	1/5		
vs. G.B. (10/29)	4/10	40.0%	1/2	50.0%	3/8	37.5%	1/1	0/0	1/2	0/1	0/0	0/1	0/0	0/1	1/2	1/2		
Denver	9/18	50.0%	2/2	100.0%	7/16	43.8%	2/2	0/1	1/1	0/2	0/1	0/3	1/2	0/0	0/1	5/5		
at Det. (11/4)	6/15	40.0%	2/3	66.7%	4/12	33.3%	1/1	0/1	2/2	2/3	1/2	0/1	0/1	0/2	0/0	0/2		
Denver	5/13	38.5%	1/3	33.3%	4/10	40.0%	1/1	1/1	0/1	0/0	0/1	0/0	0/1	2/4	0/0	1/4		
at K.C. (11/11)	6/16	37.5%	0/1	0.0%	6/15	40.0%	1/2	1/2	2/3	1/1	0/1	1/2	0/2	0/0	0/0	0/3		
Denver	6/12	50.0%	1/4	25.0%	5/8	62.5%	0/1	0/0	0/0	1/2	2/2	1/1	2/2	0/0	0/1	0/3		
vs. Ten. (11/19)	7/14	50.0%	3/6	50.0%	4/8	50.0%	0/1	1/1	1/1	1/1	0/0	0/1	2/3	0/2	0/0	2/4		
Denver	1/12	8.3%	0/2	0.0%	1/10	10.0%	0/0	0/0	0/1	0/3	0/3	0/0	1/2	0/0	0/0	0/3		
at Chi. (11/25)	4/15	26.7%	3/5	60.0%	1/10	10.0%	3/3	0/1	0/1	1/1	0/0	0/0	0/1	0/2	0/3	0/3		
Denver	7/15	46.7%	4/6	66.7%	3/9	33.3%	2/2	1/2	1/2	0/0	0/1	0/0	0/0	2/3	0/1	1/4		
at Oak. (12/2)	6/15	40.0%	2/7	28.6%	4/8	50.0%	0/0	2/2	1/2	0/0	1/1	0/1	0/1	1/2	0/0	1/6		
Denver	2/9	22.2%	0/3	0.0%	2/6	33.3%	1/2	0/0	0/1	0/0	0/0	1/2	0/1	0/0	0/0	0/3		
vs. K.C. (12/9)	1/13	7.7%	0/3	0.0%	1/10	10.0%	0/2	0/0	1/1	0/0	0/0	0/0	0/1	0/1	0/2	0/5		
Denver	4/12	33.3%	2/2	100.0%	2/10	20.0%	2/2	0/0	0/1	1/1	0/1	0/1	0/0	1/1	0/1	0/4		
at Hou. (12/13)	6/11	54.5%	3/4	75.0%	3/7	42.9%	1/1	1/1	1/1	2/2	0/1	1/1	0/1	0/1	0/0	0/2		
Denver	4/14	28.6%	1/2	50.0%	3/12	25.0%	0/0	0/1	1/1	0/0	0/2	0/1	2/3	0/0	0/2	1/4		
at S.D. (12/24)	7/15	46.7%	1/3	33.3%	6/12	50.0%	0/1	1/1	0/0	0/1	0/1	1/1	0/2	1/2	1/1	3/5		
Denver	3/12	25.0%	1/3	33.3%	2/9	22.2%	1/2	1/1	0/2	0/0	0/1	0/1	0/1	1/1	0/0	0/3		
vs. Min. (12/30)	7/14	50.0%	2/3	66.7%	5/11	45.5%	1/2	1/2	1/1	1/2	1/2	1/2	0/0	0/1	0/0	1/2		
DENVER	80/198	40.4%	20/46	43.5%	60/152	39.5%	15/21	6/12	8/16	5/14	4/17	5/14	10/24	8/12	4/12	15/56		
OPPONENTS	91/213	42.7%	33/67	49.3%	58/146	39.7%	15/25	9/15	16/24	12/17	3/14	5/17	3/16	7/20	6/15	15/50		



## 2007 BRONCOS BIG-PLAY LOG

RUSHING (10+YARDS)				
GAME	QTR.	TIME	YDS.	PLAYER
at Buf. (9/9)	1	8:47	33	Henry
at Buf. (9/9)	2	8:55	15	Henry
at Buf. (9/9)	3	1:40	15	Henry
at Buf. (9/9)	4	13:40	12	Henry
at Buf. (9/9)	4	8:22	11	Cutler
vs. Oak. (9/17)	1	12:33	11	Henry
vs. Oak. (9/17)	2	9:16	40	Young
vs. Oak. (9/17)	2	2:30	23	Henry
vs. Oak. (9/17)	3	11:23	16	Henry
vs. Oak. (9/17)	4	8:55	10	Henry
vs. Oak. (9/17)	4	3:20	11	Henry
vs. Oak. (9/17)	OT	9:43	13	Henry
vs. Jac. (9/23)	1	10:46	12	Sapp
at Ind. (9/30)	1	14:54	10	Henry
at Ind. (9/30)	1	13:45	14	Henry
at Ind. (9/30)	1	13:08	15	Henry
at Ind. (9/30)	1	7:07	13	Henry
at Ind. (9/30)	1	4:35	32	Young
at Ind. (9/30)	3	8:44	11	Henry
at Ind. (9/30)	3	2:50	14	Young
at Ind. (9/30)	4	10:46	12	Henry
vs. S.D. (10/7)	2	2:53	15	Henry
vs. S.D. (10/7)	4	2:10	11	Henry
vs. Pit. (10/21)	2	5:55	31	Cutler
vs. G.B. (10/29)	4	11:16	18	Young
at Det. (11/4)	3	8:56	22	Henry
at K.C. (11/11)	1	13:44	34	Young
at K.C. (11/11)	1	4:54	15	Young
at K.C. (11/11)	3	13:40	20t	Young
at K.C. (11/11)	4	8:51	13	Cutler
at K.C. (11/11)	4	6:16	11	Young
vs. Ten. (11/19)	2	3:19	16	Marshall
vs. Ten. (11/19)	4	14:18	10	Cutler
vs. Ten. (11/19)	4	12:59	62t	Hall
vs. Ten. (11/19)	4	3:08	11	Hall
at Chi. (11/25)	1	5:50	11	Hall
at Chi. (11/25)	2	14:18	16t	Hall
at Chi. (11/25)	3	8:39	11	Hall
at Chi. (11/25)	3	6:03	16	Hall
at Chi. (11/25)	3	4:08	23	Hall
at Chi. (11/25)	4	:21	12	Sapp
at Oak. (12/2)	NONE - LONGEST RUN WAS 9 YDS.			
vs. K.C. (12/9)	1	14:22	50	Young
vs. K.C. (12/9)	1	9:53	17	Young
vs. K.C. (12/9)	2	1:11	30	Young
vs. K.C. (12/9)	2	:57	10	Marshall
vs. K.C. (12/9)	3	4:34	21	Cutler
at Hou. (12/13)	1	9:48	20	Young
at S.D. (12/24)	1	14:17	10	Young
at S.D. (12/24)	3	:12	21	Cutler
at S.D. (12/24)	4	14:27	21	Cutler
vs. Min. (12/30)	2	14:46	12	Young
vs. Min. (12/30)	2	13:41	20	Young
vs. Min. (12/30)	2	3:49	10	Hall
vs. Min. (12/30)	4	11:41	24	Marshall

### BRONCOS BIG-PLAY RUSHING (10+YDS.) TOTALS

PLAYER	NO.	YDS.	AVG.	TDS
Henry	19	282	14.8	0
Young	15	343	22.9	1
Hall	8	160	20.0	2
Cutler	7	128	18.3	0
Marshall	3	50	16.7	0
Sapp	2	24	12.0	0
<b>BRONCOS</b>	<b>54</b>	<b>987</b>	<b>18.3</b>	<b>3</b>
<b>OPPONENTS</b>	<b>65</b>	<b>1140</b>	<b>17.5</b>	<b>4</b>

RECEIVING (20+YARDS)				
GAME	QTR.	TIME	YDS.	PLAYER
at Buf. (9/9)	1	4:26	21	Walker
at Buf. (9/9)	2	0:43	34	Stokley
at Buf. (9/9)	3	13:37	23	Stokley
at Buf. (9/9)	3	4:16	21	Henry
at Buf. (9/9)	4	1:43	21	Walker
vs. Oak. (9/17)	2	8:27	20	Walker
vs. Oak. (9/17)	2	5:00	24	Walker
vs. Oak. (9/17)	4	7:30	23	Stokley
vs. Oak. (9/17)	OT	6:38	22	Marshall
vs. Jac. (9/23)	2	12:00	49	Marshall
vs. Jac. (9/23)	2	8:09	30	Marshall
vs. Jac. (9/23)	4	1:58	20	Young
at Ind. (9/30)	2	13:13	24	Jackson
vs. S.D. (10/7)	1	3:35	26	Marshall
vs. S.D. (10/7)	4	8:53	23	Martinez
vs. Pit. (10/21)	1	10:52	26	Scheffler
vs. Pit. (10/21)	3	1:13	22	Marshall
vs. G.B. (10/29)	1	6:23	22	Stokley
vs. G.B. (10/29)	1	1:14	24	Young
vs. G.B. (10/29)	3	10:39	26	Marshall
vs. G.B. (10/29)	4	1:27	35	Marshall
at Det. (11/4)	4	4:39	21	Graham
at K.C. (11/11)	1	8:29	38	Marshall
at K.C. (11/11)	4	14:15	23	Stokley
vs. Ten. (11/19)	1	5:26	48t	Stokley
vs. Ten. (11/19)	2	13:15	20	Stokley
vs. Ten. (11/19)	3	11:12	41t	Marshall
at Chi. (11/25)	2	:48	65	Hall
at Chi. (11/25)	3	2:20	68t	Marshall
at Chi. (11/25)	4	13:39	41	Scheffler
at Oak. (12/2)	1	6:47	32	Marshall
at Oak. (12/2)	3	10:02	58	Stokley
at Oak. (12/2)	3	4:40	23t	Stokley
vs. K.C. (12/9)	1	13:28	21t	Stokley
vs. K.C. (12/9)	1	10:34	28	Graham
vs. K.C. (12/9)	1	8:36	22	Marshall
vs. K.C. (12/9)	2	6:02	25	Graham
at Hou. (12/13)	1	2:29	25	Scheffler
at Hou. (12/13)	4	4:37	30	Scheffler
at S.D. (12/24)	1	13:43	20	Scheffler
at S.D. (12/24)	3	5:22	27	Marshall
vs. Min. (12/30)	4	1:50	27	Team

### BRONCOS BIG-PLAY RECEIVING (20+YDS.) TOTALS

PLAYER	NO.	YDS.	AVG.	TDS
Marshall	13	438	33.7	2
Stokley	10	305	30.5	2
Scheffler	5	142	28.4	0
Walker	4	86	21.5	0
Graham	3	74	24.7	0
Young	2	44	22.0	0
Hall	1	65	65.0	0
Henry	1	21	21.0	0
Jackson	1	24	24.0	0
Martinez	1	23	23.0	0
Team	1	27	27.0	0
<b>BRONCOS</b>	<b>42</b>	<b>1249</b>	<b>29.7</b>	<b>4</b>
<b>OPPONENTS</b>	<b>41</b>	<b>1227</b>	<b>29.9</b>	<b>6</b>

### BY QUARTERBACK

PLAYER	NO.	YDS.	AVG.	TDS
Cutler	41	1228	30.0	4
Ramsey	1	21	21.0	0
<b>TOTALS</b>	<b>42</b>	<b>1249</b>	<b>29.7</b>	<b>4</b>

## 2007 INDIVIDUAL GAME-BY-GAME STATISTICS — PASSING

CUTLER											RAMSEY												
Game	Yds./										Sack/		Rtg.	Att.	Cmp.	Yds.	Pct.	Yds./			Sack/		Rtg.
	Att.	TD	Int	LG	Lost	Att.	TD	Int	LG	Lost													
at Buf. (9/9)	39	23	304	59.0	7.8	1	1	34	1/5	81.6													
vs. Oak. (9/17)	33	23	269	69.7	8.2	1	2	24	2/9	79.0													
vs. Jac. (9/23)	23	16	222	69.6	9.7	1	1	49	1/4	96.6													
at Ind. (9/30)	21	13	131	61.9	6.2	1	1	24	1/0	75.7													
vs. S.D. (10/7)	36	23	232	63.9	6.4	0	1	26	1/8	70.6													
vs. Pit. (10/21)	29	22	248	75.9	8.6	3	2	26	2/14	106.7													
vs. G.B. (10/29)	34	21	264	61.8	7.8	1	0	35	2/17	95.7													
at Det. (11/4)	4	3	20	75.0	5.0	0	0	9	2/13	85.4	46	29	262	63.0	5.7	1	1	21	3/13	76.5			
at K.C. (11/11)	29	17	192	58.6	6.6	1	1	38	1/6	75.6	2	0	0	0.0	0.0	0	0	—	0/0	39.6			
vs. Ten. (11/19)	21	16	200	76.2	9.5	2	0	48t	1/7	137.0													
at Chi. (11/25)	31	17	302	54.8	9.7	2	1	68t	2/10	96.4													
at Oak. (12/2)	32	16	214	50.0	6.7	0	2	58	1/8	45.6													
vs. K.C. (12/9)	27	20	244	74.1	9.0	4	0	28	0/0	141.0													
at Hou. (12/13)	39	27	254	69.2	6.5	1	0	30	5/18	95.5													
at S.D. (12/24)	32	14	155	43.8	4.8	0	2	27	4/22	32.7													
vs. Min. (12/30)	37	26	246	70.3	6.6	2	0	27	1/12	106.4													
TOTALS	467	297	3497	63.6	7.5	20	14	68t	27/153	88.1	48	29	262	60.4	5.5	1	1	21	3/13	73.4			

WR Brandon Marshall was sacked once for 3 yards vs. G.B. (10/29) and once for 6 yards vs. K.C. (12/9).

## 2007 INDIVIDUAL GAME-BY-GAME STATISTICS — RUSHING

YOUNG						HENRY						HALL						CUTLER					
Game	No.	Yds.	Avg.	LG	TD	No.	Yds.	Avg.	LG	TD	No.	Yds.	Avg.	LG	TD	No.	Yds.	Avg.	LG	TD			
at Buf. (9/9)	2	7	3.5	4	0	23	139	6.0	33	0	INACTIVE					4	18	4.5	11	0			
vs. Oak. (9/17)	3	43	14.3	40	0	26	128	4.9	23	0	INACTIVE					2	-2	-1.0	0	0			
vs. Jac. (9/23)	2	7	3.5	6	0	11	35	3.2	6t	1	INACTIVE					2	-1	-0.5	-2	0			
at Ind. (9/30)	8	81	10.1	32	0	26	131	5.0	15	0	0	0	0.0	—	0	2	11	5.5	9	1			
vs. S.D. (10/7)	1	0	0.0	0	0	16	65	4.1	15	0	DID NOT PLAY					3	7	2.3	5	0			
vs. Pit. (10/21)	2	1	0.5	2	0	17	51	3.0	8	0	INACTIVE					3	41	13.7	31	0			
vs. G.B. (10/29)	18	71	3.9	18	0	INACTIVE					3	10	3.3	6	0	3	7	2.3	7	0			
at Det. (11/4)	6	12	2.0	6	0	9	31	3.4	22	0	0	0	0.0	—	0	0	0	0.0	—	0			
at K.C. (11/11)	20	109	5.5	34	1	INACTIVE					5	9	1.8	4	0	3	21	7.0	13	0			
vs. Ten. (11/19)	14	54	3.9	9	0	INACTIVE					7	89	12.7	62t	1	4	7	1.8	10	0			
at Chi. (11/25)	INACTIVE					INACTIVE					26	98	3.8	23	1	2	12	6.0	6	0			
at Oak. (12/2)	7	28	4.0	9	0	15	49	3.3	9	2	INACTIVE					6	9	1.5	4	0			
vs. K.C. (12/9)	17	156	9.2	50	0	10	24	2.4	6	1	0	0	0.0	—	0	5	22	4.4	21	0			
at Hou. (12/13)	8	34	4.3	20	0	10	27	2.7	9	0	0	0	0.0	—	0	2	11	5.5	8	0			
at S.D. (12/24)	10	39	3.9	10	0	4	11	2.8	5	0	0	0	0.0	—	0	3	42	14.0	21	0			
vs. Min. (12/30)	22	87	4.0	20	0	0	0	0.0	—	0	3	10	3.3	10	0	0	0	0.0	—	0			
TOTALS	140	729	5.2	50	1	167	691	4.1	33	4	44	216	4.9	62t	2	44	205	4.7	31	1			

SAPP						MARSHALL						RAMSEY						BELL					
Game	No.	Yds.	Avg.	LG	TD	No.	Yds.	Avg.	LG	TD	No.	Yds.	Avg.	LG	TD	No.	Yds.	Avg.	LG	TD			
at Buf. (9/9)	3	7	2.3	5	0	0	0	0.0	—	0	DID NOT PLAY					0	0	0.0	—	0			
vs. Oak. (9/17)	2	6	3.0	4t	1	0	0	0.0	—	0	DID NOT PLAY					4	7	1.8	3	0			
vs. Jac. (9/23)	1	12	12.0	12	0	0	0	0.0	—	0	DID NOT PLAY					1	-4	-4.0	-4	0			
at Ind. (9/30)	0	0	0.0	—	0	0	0	0.0	—	0	DID NOT PLAY					INACTIVE							
vs. S.D. (10/7)	0	0	0.0	—	0	0	0	0.0	—	0	DID NOT PLAY					INACTIVE							
vs. Pit. (10/21)	1	3	3.0	3	0	0	0	0.0	—	0	DID NOT PLAY					INACTIVE							
vs. G.B. (10/29)	0	0	0.0	—	0	0	0	0.0	—	0	DID NOT PLAY					INACTIVE							
at Det. (11/4)	0	0	0.0	—	0	0	0	0.0	—	0	1	4	4.0	4	0	INACTIVE							
at K.C. (11/11)	0	0	0.0	—	0	0	0	0.0	—	0	1	2	2.0	2	0	INACTIVE							
vs. Ten. (11/19)	0	0	0.0	—	0	1	16	16.0	16	0	DID NOT PLAY					0	0	0.0	—	0			
at Chi. (11/25)	7	28	4.0	12	1	1	0	0.0	0	0	DID NOT PLAY					1	0	0.0	—	0			
at Oak. (12/2)	1	0	0.0	0	0	0	0	0.0	—	0	DID NOT PLAY					INACTIVE							
vs. K.C. (12/9)	1	3	3.0	3	0	1	10	10.0	10	0	DID NOT PLAY					INACTIVE							
at Hou. (12/13)	0	0	0.0	—	0	0	0	0.0	—	0	DID NOT PLAY					INACTIVE							
at S.D. (12/24)	2	0	0.0	1	0	0	0	0.0	—	0	DID NOT PLAY					INACTIVE							
vs. Min. (12/30)	0	0	0.0	—	0	2	31	15.5	24	0	DID NOT PLAY					INACTIVE							
TOTALS	18	59	3.3	12	2	5	57	11.4	24	0	2	6	3.0	4	0	6	3	0.5	3	0			

## 2007 INDIVIDUAL GAME-BY-GAME STATISTICS — RECEIVING

MARSHALL						STOKLEY						SCHEFFLER						WALKER					
Game	No.	Yds.	Avg.	LG	TD	No.	Yds.	Avg.	LG	TD	No.	Yds.	Avg.	LG	TD	No.	Yds.	Avg.	LG	TD			
at Buf. (9/9)	5	52	10.4	19	1	3	65	21.7	34	0	0	0	0.0	—	0	9	119	13.2	21	0			
vs. Oak. (9/17)	5	82	16.4	22	0	3	43	14.3	23	1	0	0	0.0	—	0	8	101	12.6	24	0			
vs. Jac. (9/23)	7	133	19.0	49	0	3	36	12.0	16	0	0	0	0.0	—	0	2	10	5.0	6	0			
at Ind. (9/30)	3	23	7.7	12	1	2	20	10.0	12	0	0	0	0.0	—	0	INACTIVE							
vs. S.D. (10/7)	7	72	10.3	26	0	1	14	14.0	14	0	2	37	18.5	19	0	INACTIVE							
vs. Pit. (10/21)	6	77	12.8	22	0	5	70	14.0	17	1	5	50	10.0	26	1	INACTIVE							
vs. G.B. (10/29)	3	74	24.0	35	0	5	71	14.2	22	0	3	28	9.3	12	1	INACTIVE							
at Det. (11/4)	9	96	10.7	16	0	4	32	8.0	18	1	6	46	7.7	15	0	INACTIVE							
at K.C. (11/11)	6	85	14.2	38	0	2	36	18.0	23	0	4	31	7.8	12	0	INACTIVE							
vs. Ten. (11/19)	4	56	14.0	41t	1	3	75	25.0	48t	1	3	38	12.7	16	0	INACTIVE							
at Chi. (11/25)	4	97	24.3	68t	1	5	50	10.0	15	0	5	82	16.4	41	1	0	0	0.0	—	0			
at Oak. (12/2)	6	67	11.2	32	0	3	102	34.0	58	0	1	17	17.0	17	0	1	7	7.0	7	0			
vs. K.C. (12/9)	10	115	11.5	22	2	1	21	21.0	21t	1	4	31	7.8	13	0	INACTIVE							
at Hou. (12/13)	11	107	9.7	17	0	INACTIVE					7	100	14.3	30	1	2	20	10.0	11	0			
at S.D. (12/24)	6	75	12.5	27	0	INACTIVE					2	37	18.5	20	0	2	14	7.0	9	0			
vs. Min. (12/30)	10	114	11.4	17	1	INACTIVE					7	52	7.4	18	1	2	16	8.0	9	0			
TOTALS	102	1325	13.0	68t	7	40	635	15.9	58	5	49	549	11.2	41	5	26	287	11.0	24	0			

GRAHAM						YOUNG						MARTINEZ						HALL					
Game	No.	Yds.	Avg.	LG	TD	No.	Yds.	Avg.	LG	TD	No.	Yds.	Avg.	LG	TD	No.	Yds.	Avg.	LG	TD			
at Buf. (9/9)	3	24	8.0	15	0	0	0	0.0	—	0	PRACTICE SQUAD					INACTIVE							
vs. Oak. (9/17)	1	9	9.0	9	0	1	1	1.0	1	0	PRACTICE SQUAD					INACTIVE							
vs. Jac. (9/23)	0	0	0.0	—	0	2	37	18.5	20	0	PRACTICE SQUAD					INACTIVE							
at Ind. (9/30)	4	35	8.8	14	0	2	19	9.5	11	0	0	0	0.0	—	0	0	0	0.0	—	0			
vs. S.D. (10/7)	2	10	5.0	5	0	4	20	5.0	9	0	6	70	11.7	23	0	DID NOT PLAY							
vs. Pit. (10/21)	1	9	9.0	9	0	1	16	16.0	16	0	1	11	11.0	11	0	INACTIVE							
vs. G.B. (10/29)	2	20	10.0	12	0	6	49	8.2	24	0	1	18	18.0	18	0	0	0	0.0	—	0			
at Det. (11/4)	3	42	14.0	21	0	2	15	7.5	9	0	3	27	9.0	12	0	0	0	0.0	—	0			
at K.C. (11/11)	2	20	10.0	18t	1	3	20	6.7	11	0	0	0	0.0	—	0	0	0	0.0	—	0			
vs. Ten. (11/19)	2	20	10.0	12	0	2	9	4.5	5	0	0	0	0.0	—	0	0	0	0.0	—	0			
at Chi. (11/25)	0	0	0.0	—	0	INACTIVE					0	0	0.0	—	0	2	69	34.5	65	0			
at Oak. (12/2)	0	0	0.0	—	0	2	17	8.5	10	0	INACTIVE					INACTIVE							
vs. K.C. (12/9)	3	55	18.3	28	1	0	0	0.0	—	0	2	22	11.0	13	0	0	0	0.0	—	0			
at Hou. (12/13)	1	2	2.0	2	0	5	8	1.6	5	0	1	17	17.0	17	0	0	0	0.0	—	0			
at S.D. (12/24)	0	0	0.0	—	0	2	8	4.0	5	0	0	0	0.0	—	0	0	0	0.0	—	0			
vs. Min. (12/30)	INACTIVE					3	12	4.0	8	0	0	10	0.0	10	0	0	0	0.0	—	0			
TOTALS	24	246	10.3	28	2	35	231	6.6	24	0	14	175	12.5	23	0	2	69	34.5	65	0			

HENRY						MUSTARD						SAPP						JACKSON					
Game	No.	Yds.	Avg.	LG	TD	No.	Yds.	Avg.	LG	TD	No.	Yds.	Avg.	LG	TD	No.	Yds.	Avg.	LG	TD			
at Buf. (9/9)	3	44	14.7	21	0	0	0	0.0	—	0	0	0	0.0	—	0	0	0	0.0	—	0			
vs. Oak. (9/17)	2	8	4.0	7	0	0	0	0.0	—	0	2	18	9.0	16	0	0	0	0.0	—	0			
vs. Jac. (9/23)	0	0	0.0	—	0	NOT WITH TEAM					1	5	5.0	5	0	1	1	1.0	1t	1			
at Ind. (9/30)	0	0	0.0	—	0	NOT WITH TEAM					1	10	10.0	10	0	0	24	24.0	24	0			
vs. S.D. (10/7)	0	0	0.0	—	0	NOT WITH TEAM					0	0	0.0	—	0	1	9	9.0	9	0			
vs. Pit. (10/21)	0	0	0.0	—	0	0	0	0.0	—	0	1	1	1.0	1t	1	PLACED ON IR (10/9/07)							
vs. G.B. (10/29)	INACTIVE					0	0	0.0	—	0	1	4	4.0	4	0								
at Det. (11/4)	2	13	6.5	7	0	INACTIVE					1	2	2.0	2	0								
at K.C. (11/11)	INACTIVE					0	0	0.0	—	0	0	0	0.0	—	0								
vs. Ten. (11/19)	INACTIVE					0	0	0.0	—	0	2	2	1.0	3	0								
at Chi. (11/25)	INACTIVE					0	0	0.0	—	0	1	4	4.0	4	0								
at Oak. (12/2)	0	0	0.0	—	0	0	0	0.0	—	0	3	4	1.3	2	0								
vs. K.C. (12/9)	0	0	0.0	—	0	0	0	0.0	—	0	0	0	0.0	—	0								
at Hou. (12/13)	0	0	0.0	—	0	0	0	0.0	—	0	0	0	0.0	—	0								
at S.D. (12/24)	0	0	0.0	—	0	2	21	10.5	11	0	0	0	0.0	—	0								
vs. Min. (12/30)	0	0	0.0	—	0	3	41	13.7	15	0	1	1	1.0	1	0								
TOTALS	7	65	9.3	21	0	5	62	12.4	15	0	14	51	3.6	16	1	3	34	11.3	24	1			

**WR Brian Clark** had 2 catches for 14 yards vs. Pit. (10/21) and 2 catches for 9 yards at Det. (11/4).  
**RB Mike Bell** had 1 catch for 7 yards vs. Oak. (9/16).

## 2007 INDIVIDUAL GAME-BY-GAME STATISTICS — SCORING

	ELAM						MARSHALL						SCHEFFLER					
Game	TDr	TDp	TDrt	FG	PAT	Tot	TDr	TDp	TDrt	FG	2pt	Tot	TDr	TDp	TDrt	FG	2pt	Tot
at Buf. (9/9)	0	0	0	3	0	9	0	1	0	0	0	6	0	0	0	0	0	0
vs. Oak. (9/17)	0	0	0	3	2	11	0	0	0	0	0	0	0	0	0	0	0	0
vs. Jac. (9/23)	0	0	0	0	2	2	0	0	0	0	0	0	0	0	0	0	0	0
at Ind. (9/30)	0	0	0	2	2	8	0	1	0	0	0	6	0	0	0	0	0	0
vs. S.D. (10/7)	0	0	0	1	0	3	0	0	0	0	0	0	0	0	0	0	0	0
vs. Pitt. (10/21)	0	0	0	1	4	7	0	0	0	0	0	0	0	1	0	0	0	6
vs. G.B. (10/29)	0	0	0	2	1	7	0	0	0	0	0	0	0	1	0	0	0	6
at Det. (11/4)	0	0	0	0	1	1	0	0	0	0	0	0	0	0	0	0	0	0
at K.C. (11/11)	0	0	0	2	3	9	0	0	0	0	0	0	0	0	0	0	0	0
vs. Ten. (11/19)	0	0	0	2	4	10	0	1	0	0	0	6	0	0	0	0	0	0
at Chi. (11/25)	0	0	0	2	4	10	0	1	0	0	0	6	0	1	0	0	0	6
at Oak. (12/2)	0	0	0	2	2	8	0	0	0	0	0	0	0	0	0	0	0	0
vs. K.C. (12/9)	0	0	0	2	5	11	0	2	0	0	0	12	0	0	0	0	0	0
at Hou. (12/13)	0	0	0	2	1	7	0	0	0	0	0	0	0	1	0	0	0	6
at S.D. (12/24)	0	0	0	1	0	3	0	0	0	0	0	0	0	0	0	0	0	0
vs. Min. (12/30)	0	0	0	2	2	8	0	1	0	0	0	6	0	1	0	0	0	6
TOTALS	0	0	0	27	33	114	0	7	0	0	0	42	0	5	0	0	0	30

## 2007 SCORE BY PERIOD

Game	BRONCOS					OPPONENT					Final	Record
	1	2	3	4	OT	1	2	3	4	OT		
at Buf. (9/9)	3	3	6	3	0	7	0	7	0	0	15-14	1-0
vs. Oak. (9/17)	7	10	0	3	3	0	3	7	10	0	23-20 OT	2-0
vs. Jac. (9/23)	0	7	0	7	0	0	17	3	3	0	14-23	2-1
at Ind. (9/30)	10	3	7	0	0	0	14	14	10	0	20-38	2-2
vs. S.D. (10/7)	0	3	0	0	0	14	6	14	7	0	3-41	2-3
vs. Pit. (10/21)	7	14	7	3	0	7	0	7	14	0	31-28	3-3
vs. G.B. (10/29)	7	0	3	3	0	7	6	0	0	6	13-19 OT	3-4
at Det. (11/4)	0	0	0	7	0	3	13	14	14	0	7-44	3-5
at K.C. (11/11)	3	3	14	7	0	3	5	3	0	0	27-11	4-5
vs. Ten. (11/19)	14	6	7	7	0	0	10	7	3	0	34-20	5-5
at Chi. (11/25)	3	10	14	7	0	3	3	14	14	3	34-37 OT	5-6
at Oak. (12/2)	7	0	6	7	0	7	7	10	10	0	20-34	5-7
vs. K.C. (12/9)	14	10	17	0	0	0	7	0	0	0	41-7	6-7
at Hou. (12/13)	0	6	7	0	0	7	3	7	14	0	13-31	6-8
at S.D. (12/24)	0	0	3	0	0	10	6	7	0	0	3-23	6-9
vs. Min. (12/30)	0	14	3	2	3	0	3	0	16	0	22-19 OT	7-9
<b>TOTALS</b>	<b>75</b>	<b>89</b>	<b>94</b>	<b>56</b>	<b>6</b>	<b>68</b>	<b>103</b>	<b>114</b>	<b>115</b>	<b>9</b>	<b>320-409</b>	<b>7-9</b>

## 2007 INDIVIDUAL GAME-BY-GAME STATISTICS — KICK RETURNS

Game	HALL					MARTINEZ					YOUNG					SAPP				
	No.	Yds.	Avg.	LG	TD	No.	Yds.	Avg.	LG	TD	No.	Yds.	Avg.	LG	TD	No.	Yds.	Avg.	LG	TD
at Buf. (9/9)						0	0	0.0	—	0	0	0	0.0	—	0	0	0	0.0	—	0
vs. Oak. (9/17)						0	0	0.0	—	0	0	0	0.0	—	0	0	0	0.0	—	0
vs. Jac. (9/23)						0	0	0.0	—	0	0	0	0.0	—	0	0	0	0.0	—	0
at Ind. (9/30)	0	0	0.0	—	0						0	0	0.0	—	0	0	0	0.0	—	0
vs. S.D. (10/7)											0	0	0.0	—	0	0	0	0.0	—	0
vs. Pit. (10/21)						1	31	31.0	31	0	2	47	23.5	25	0	0	0	0.0	—	0
vs. G.B. (10/29)	2	49	24.5	28	0	0	0	0.0	—	0	0	0	0.0	—	0	0	0	0.0	—	0
at Det. (11/4)	4	116	29.0	34	0	2	41	20.5	25	0	0	0	0.0	—	0	0	0	0.0	—	0
at K.C. (11/11)	4	103	25.8	33	0	0	0	0.0	—	0	0	0	0.0	—	0	0	0	0.0	—	0
vs. Ten. (11/19)	1	26	26.0	26	0	0	0	0.0	—	0	0	0	0.0	—	0	0	0	0.0	—	0
at Chi. (11/25)	1	14	14.0	14	0	6	94	15.7	21	0						0	0	0.0	—	0
at Oak. (12/2)											1	9	9.0	9	0	2	30	15.0	22	0
vs. K.C. (12/9)	1	19	19.0	19	0	1	23	23.0	23	0	0	0	0.0	—	0	0	0	0.0	—	0
at Hou. (12/13)	0	0	0.0	—	0	4	106	26.5	30	0	0	0	0.0	—	0	0	0	0.0	—	0
at S.D. (12/24)	4	105	26.3	30	0	1	35	35.0	35	0	0	0	0.0	—	0	0	0	0.0	—	0
vs. Min. (12/30)	2	43	21.5	24	0	0	0	0.0	—	0	0	0	0.0	—	0	0	0	0.0	—	0
<b>TOTALS</b>	<b>19</b>	<b>475</b>	<b>25.0</b>	<b>34</b>	<b>0</b>	<b>15</b>	<b>330</b>	<b>22.0</b>	<b>35</b>	<b>0</b>	<b>3</b>	<b>56</b>	<b>18.7</b>	<b>25</b>	<b>0</b>	<b>2</b>	<b>30</b>	<b>15.0</b>	<b>22</b>	<b>0</b>

**WR Domenik Hixon** had 3 kickoff returns for 72 yards at Buf. (9/9), 4 kickoff returns for 92 yards vs. Jac. (9/23) and 5 kickoff returns for 110 yards at Ind. (9/30).

**WR Brian Clark** had 3 kickoff returns for 70 yards vs. S.D. (10/7).

**WR Taylor Jacobs** had 3 kickoff returns for 35 yards at Oak. (12/12).

**CB Dré Bly** had 1 kickoff return for 23 yards vs. Min. (12/30).

## 2007 INDIVIDUAL GAME-BY-GAME STATISTICS — PUNT RETURNS

Game	MARTINEZ					HIXON					BLY				
	No.	Yds.	Avg.	LG	TD	No.	Yds.	Avg.	LG	TD	No.	Yds.	Avg.	LG	TD
at Buf. (9/9)						4	10	2.5	8	0	0	0	0.0	—	0
vs. Oak. (9/17)						2	8	4.0	6	0	0	0	0.0	—	0
vs. Jac. (9/23)						1	14	14.0	14	0	0	0	0.0	—	0
at Ind. (9/30)	0	0	0.0	—	0	0	0	0.0	—	0	0	0	0.0	—	0
vs. S.D. (10/7)	1	18	18.0	18	0	WAIVED ON 10/2/07									
vs. Pit. (10/21)	0	0	0.0	—	0	0	0	0.0	—	0	0	0	0.0	—	0
vs. G.B. (10/29)	1	26	26.0	26	0	0	0	0.0	—	0	0	0	0.0	—	0
at Det. (11/4)	1	4	4.0	4	0	0	0	0.0	—	0	0	0	0.0	—	0
at K.C. (11/11)	1	-5	-5.0	-5	0	0	0	0.0	—	0	0	0	0.0	—	0
vs. Ten. (11/19)	2	80	40.0	80t	1	0	0	0.0	—	0	0	0	0.0	—	0
at Chi. (11/25)	2	5	2.5	3	0	0	0	0.0	—	0	1	10	10.0	10	0
at Oak. (12/2)											0	0	0.0	—	0
vs. K.C. (12/9)	4	14	3.5	9	0	0	0	0.0	—	0	1	10	10.0	10	0
at Hou. (12/13)	0	0	0.0	—	0	0	0	0.0	—	0	0	0	0.0	—	0
at S.D. (12/24)	0	0	0.0	—	0	0	0	0.0	—	0	0	0	0.0	—	0
vs. Min. (12/30)	2	15	7.5	12	0	0	0	0.0	—	0	0	0	0.0	—	0
<b>TOTALS</b>	<b>14</b>	<b>157</b>	<b>11.2</b>	<b>80t</b>	<b>1</b>	<b>7</b>	<b>32</b>	<b>4.6</b>	<b>14</b>	<b>0</b>	<b>2</b>	<b>20</b>	<b>10.0</b>	<b>10</b>	<b>0</b>

## 2007 PUNTING

Game	SAUERBRUN							
	No.	Yds.	Avg.	Net	TB	In20	LG	BK
at Buf. (9/9)	3	123	41.0	11.7	0	1	56	0
vs. Oak. (9/17)	2	104	52.0	49.0	0	1	53	0
vs. Jac. (9/23)	2	126	63.0	43.0	2	0	65	0
at Ind. (9/30)	2	112	56.0	45.0	1	0	65	0
vs. S.D. (10/7)	3	150	50.0	41.0	0	1	53	0
vs. Pit. (10/21)	3	155	51.7	46.3	0	1	64	0
vs. G.B. (10/29)	4	182	45.5	37.3	1	1	54	0
at Det. (11/4)	5	225	45.0	41.0	1	3	59	0
at K.C. (11/11)	4	182	45.5	33.6	0	3	58	1
vs. Ten. (11/19)	3	145	48.3	42.3	0	1	58	0
at Chi. (11/25)	7	295	42.1	26.8	0	0	47	1
at Oak. (12/2)	2	90	45.0	37.0	0	1	57	0
vs. K.C. (12/9)	5	232	46.4	37.0	1	1	55	0
at Hou. (12/13)	2	79	39.5	37.0	0	0	40	0
at S.D. (12/24)	WAIVED ON 12/18/07							
vs. Min. (12/30)								
<b>TOTALS</b>	<b>47</b>	<b>2200</b>	<b>46.8</b>	<b>36.1</b>	<b>6</b>	<b>14</b>	<b>65</b>	<b>2</b>

**P Sam Paulescu** had 5 punts for 221 yards (44.2 gross / 40.0 net / 1 IN20, 51 LG) vs. Min. (12/30).

**P Paul Erster** had 5 punts for 178 yards (35.6 gross / 35.6 net / 1 IN20 / 59 LG), at S.D. (12/24).

**K Jason Elam** had 1 punt for 31 yards (31.0 gross / 31.0 net / 1 IN20) at Hou. (12/13).

## 2007 FIELD GOALS / PAT ATTEMPTS

Game	ELAM									
	1-19	20-29	30-39	40-49	50-59	60+	Total	Pct.	PATM/A	Pct.
at Buf. (9/9)	0-0	1-1	0-0	2-3	0-1	0-0	3-5	60.0%	0-0	0.0%
vs. Oak. (9/17)	0-0	3-3	0-0	0-1	0-0	0-0	3-4	75.0%	2-2	100.0%
vs. Jac. (9/23)	0-0	0-0	0-0	0-0	0-0	0-0	0-0	0.0%	2-2	100.0%
at Ind. (9/30)	0-0	1-1	1-1	0-0	0-0	0-0	2-2	100.0%	2-2	100.0%
vs. S.D. (10/7)	0-0	0-0	1-1	0-0	0-0	0-0	1-1	100.0%	0-0	0.0%
vs. Pit. (10/21)	0-0	0-0	0-0	1-1	0-0	0-0	1-1	100.0%	4-4	100.0%
vs. G.B. (10/29)	0-0	1-1	0-0	1-1	0-0	0-0	2-2	100.0%	1-1	100.0%
at Det. (11/4)	0-0	0-0	0-0	0-1	0-0	0-0	0-1	0.0%	1-1	100.0%
at K.C. (11/11)	0-0	0-0	0-0	1-1	1-1	0-0	2-2	100.0%	3-3	100.0%
vs. Ten. (11/19)	0-0	1-1	1-1	0-0	0-0	0-0	2-2	100.0%	4-4	100.0%
at Chi. (11/25)	0-0	2-2	0-0	0-0	0-0	0-0	2-2	100.0%	4-4	100.0%
at Oak. (12/2)	0-0	1-1	0-0	1-1	0-0	0-0	2-2	100.0%	2-2	100.0%
vs. K.C. (12/9)	0-0	0-0	2-2	0-0	0-0	0-0	2-2	100.0%	5-5	100.0%
at Hou. (12/13)	0-0	0-0	0-0	2-2	0-0	0-0	2-2	100.0%	1-1	100.0%
at S.D. (12/24)	0-0	1-1	0-0	0-0	0-0	0-0	1-1	100.0%	0-0	0.0%
vs. Min. (12/30)	0-0	0-0	1-1	1-1	0-0	0-0	2-2	100.0%	2-2	100.0%
<b>TOTALS</b>	<b>0-0</b>	<b>11-11</b>	<b>6-6</b>	<b>9-12</b>	<b>1-2</b>	<b>0-0</b>	<b>27-31</b>	<b>87.1%</b>	<b>33-33</b>	<b>100.0%</b>

## BRONCOS FUTURE OPPONENTS

### 2009

Home	Away
Kansas City	Kansas City
Oakland	Oakland
San Diego	San Diego
Cleveland	Baltimore
Pittsburgh	Cincinnati
Dallas	Philadelphia
N.Y. Giants	Washington
AFC East	AFC South



## 2007 INDIVIDUAL GAME-BY-GAME STATISTICS — DEFENSE

	WILLIAMS					WEBSTER					BAILEY					GOLD				
Game	TT	UT	A	S-Yds	I-Yds	TT	UT	A	S-Yds	I-Yds	TT	UT	A	S-Yds	I-Yds	TT	UT	A	S-Yds	I-Yds
at Buf. (9/9)	10	5	5	1-14	0-0	6	5	1	0-0	0-0	5	3	2	0-0	0-0	4	2	2	0-0	0-0
vs. Oak. (9/17)	13	9	4	0-0	0-0	6	5	1	0-0	0-0	3	3	0	0-0	1-0	10	7	3	0-0	0-0
vs. Jac. (9/23)	14	10	4	0-0	0-0	13	6	7	0-0	0-0	7	6	1	0-0	0-0	5	5	0	0-0	0-0
at Ind. (9/30)	15	13	2	0-0	0-0	5	5	0	0-0	0-0	8	8	0	0-0	0-0	5	3	2	0-0	0-0
vs. S.D. (10/7)	4	3	1	0-0	0-0	5	5	0	0-0	0-0	5	4	1	0-0	0-0	8	8	0	0-0	0-0
vs. Pit. (10/21)	14	8	6	0-0	1-0	7	3	4	0-0	0-0	INACTIVE					5	4	1	0-0	0-0
vs. G.B. (10/29)	7	7	0	0-0	0-0	9	6	3	0-0	0-0	8	7	1	0-0	0-0	7	5	2	0-0	0-0
at Det. (11/4)	9	7	2	0-0	0-0	2	1	1	0-0	0-0	5	2	3	0-0	0-0	3	2	1	0-0	0-0
at K.C. (11/11)	12	5	7	0-0	0-0	6	4	2	0-0	0-0	3	3	0	0-0	1-3	6	5	1	1-4	0-0
vs. Ten. (11/19)	7	5	2	0-0	0-0	4	4	0	0-0	0-0	5	2	3	0-0	0-0	9	7	2	0-0	1-6
at Chi. (11/25)	11	10	1	0-0	0-0	5	5	0	0-0	0-0	2	2	0	0-0	0-0	8	6	2	0-0	0-0
at Oak. (12/2)	16	12	4	0-0	0-0	10	9	1	0-0	0-0	4	4	0	0-0	0-0	5	4	1	0-0	0-0
vs. K.C. (12/9)	7	4	3	0-0	0-0	8	8	0	0-0	0-0	4	4	0	0-0	1-0	5	3	2	1-4	0-0
at Hou. (12/13)	10	6	4	0-0	0-0	3	3	0	0-0	0-0	7	5	2	0-0	0-0	1	1	0	0-0	0-0
at S.D. (12/24)	13	11	2	0-0	0-0	8	7	1	0-0	0-0	8	8	0	0-0	0-0	INACTIVE				
vs. Min. (12/30)	8	6	2	0-0	0-0	3	1	2	0-0	0-0	7	7	0	0-0	0-0	INACTIVE				
TOTALS	170	121	49	1-14	1-0	100	77	23	0-0	0-0	81	68	13	0-0	3-3	81	62	19	2-8	1-6

	LYNCH					ENGELBERGER					BLY					FERGUSON				
Game	TT	UT	A	S-Yds	I-Yds	TT	UT	A	S-Yds	I-Yds	TT	UT	A	S-Yds	I-Yds	TT	UT	A	S-Yds	I-Yds
at Buf. (9/9)	3	1	2	1-11	0-0	6	3	3	0-0	0-0	4	2	2	0-0	0-0	3	1	2	0-0	0-0
vs. Oak. (9/17)	5	5	0	0-0	0-0	5	5	0	0-0	0-0	2	2	0	0-0	1-1	4	4	0	0-0	0-0
vs. Jac. (9/23)	2	2	0	0-0	0-0	3	3	0	0-0	0-0	4	3	1	0-0	0-0	11	9	2	0-0	0-0
at Ind. (9/30)	INACTIVE					4	2	2	0-0	0-0	2	2	0	0-0	0-0	11	7	4	0-0	0-0
vs. S.D. (10/7)	6	5	1	0-0	0-0	5	3	2	0-0	0-0	5	5	0	0-0	0-0	9	8	1	0-0	0-0
vs. Pit. (10/21)	6	4	2	0-0	0-0	4	3	1	1-8	0-0	3	2	1	0-0	1-0	8	6	2	0-0	0-0
vs. G.B. (10/29)	2	2	0	0-0	0-0	2	0	2	0-0	0-0	3	1	2	0-0	0-0	5	5	0	0-0	0-0
at Det. (11/4)	INACTIVE					2	1	1	0-0	0-0	4	3	1	0-0	0-0	5	4	1	0-0	0-0
at K.C. (11/11)	INACTIVE					2	1	1	0-0	0-0	9	4	5	0-0	1-18	0	0	0	0-0	0-0
vs. Ten. (11/19)	5	4	1	0-0	0-0	5	3	2	0-0	0-0	5	4	1	0-0	1-16	0	0	0	0-0	0-0
at Chi. (11/25)	5	3	2	0-0	0-0	4	4	0	0-0	0-0	1	1	0	1-11	0-0	0	0	0	0-0	0-0
at Oak. (12/2)	6	5	1	0-0	0-0	6	5	1	0-0	0-0	1	1	0	0-0	0-0	1	1	0	0-0	0-0
vs. K.C. (12/9)	2	2	0	0-0	0-0	1	0	1	0-0	0-0	2	2	0	0-0	0-0	0	0	0	0-0	0-0
at Hou. (12/13)	6	4	2	0-0	0-0	4	3	1	0-0	0-0	2	2	0	0-0	1-37	INACTIVE				
at S.D. (12/24)	5	5	0	0-0	0-0	3	2	1	0-0	0-0	5	3	2	0-0	0-0	PLACED ON IR 12/18/07				
vs. Min. (12/30)	9	6	3	0-0	0-0	3	2	1	0-0	0-0	5	5	0	0-0	0-0					
TOTALS	62	48	14	1-11	0-0	59	40	19	1-8	0-0	57	42	15	1-11	5-71	57	45	12	0-0	0-0

DUMERVIL						ABDULLAH						FOXWORTH						THOMAS					
Game	TT	UT	A	S-Yds	I-Yds	TT	UT	A	S-Yds	I-Yds	TT	UT	A	S-Yds	I-Yds	TT	UT	A	S-Yds	I-Yds			
at Buf. (9/9)	3	2	1	0	1-27	1	1	0	0-0	0-0	1	1	0	0-0	0-0	2	1	1	0-0	0-0			
vs. Oak. (9/17)	3	2	1	2-9	0-0	0	0	0	0-0	0-0	INACTIVE						1	1	0	0-0	1-2		
vs. Jac. (9/23)	5	3	2	2-10	0-0	INACTIVE						DID NOT PLAY						1	1	0	0-0	0-0	
at Ind. (9/30)	4	3	1	0-0	0-0	INACTIVE						5	4	1	0-0	0-0	4	2	2	0-0	0-0		
vs. S.D. (10/7)	2	2	0	0-0	0-0	INACTIVE						1	1	0	0-0	0-0	2	1	1	0-0	0-0		
vs. Pit. (10/21)	6	6	0	2-18	0-0	INACTIVE						10	7	3	0-0	0-0	2	0	2	0-0	0-0		
vs. G.B. (10/29)	1	1	0	0-0	0-0	INACTIVE						3	3	0	0-0	0-0	1	1	0	0-0	0-0		
at Det. (11/4)	3	3	0	1-6	0-0	7	5	2	0-0	0-0	6	3	3	0	0-0	0	0	0	0-0	0-0			
at K.C. (11/11)	2	2	0	1-3	0-0	9	9	0	0-0	0-0	4	3	1	0-0	0-0	3	2	1	0-0	0-0			
vs. Ten. (11/19)	3	2	1	0-0	0-0	8	6	2	0-0	0-0	3	2	1	0-0	0-0	3	2	1	0-0	0-0			
at Chi. (11/25)	4	3	1	0-0	0-0	7	7	0	0-0	0-0	2	2	0	0-0	0-0	1	0	1	0-0	0-0			
at Oak. (12/2)	3	2	1	0-0	0-0	5	3	2	0-0	0-0	3	2	1	0-0	0-0	1	0	1	0-0	0-0			
vs. K.C. (12/9)	5	5	0	3-15	0-0	1	1	0	0-0	0-0	1	1	0	0-0	0-0	2	1	1	0-0	0-0			
at Hou. (12/13)	2	1	1	0-0	0-0	6	4	2	0-0	0-0	0	0	0	0-0	0-0	1	1	0	0-0	0-0			
at S.D. (12/24)	5	4	1	1-0	0-0	2	2	0	0-0	0-0	3	3	0	0-0	0-0	4	3	1	0-0	0-0			
vs. Min. (12/30)	5	2	3	0.5-15	0-0	2	2	0	0-0	0-0	0	0	0	0-0	0-0	2	1	1	0-0	0-0			
TOTALS	56	43	13	12.5-62.5	1-27	48	40	8	0-0	0-0	42	32	10	0-0	0-0	30	17	13	0-0	1-2			

## 2007 INDIVIDUAL GAME-BY-GAME STATISTICS — DEFENSE

	McKINLEY					WINBORN					CROWDER					J. MALLARD				
Game	TT	UT	A	S-Yds	I-Yds	TT	UT	A	S-Yds	I-Yds	TT	UT	A	S-Yds	I-Yds	TT	UT	A	S-Yds	I-Yds
at Buf. (9/9)	1	0	1	0-0	0-0	NOT WITH TEAM					INACTIVE					NOT WITH TEAM				
vs. Oak. (9/17)	INACTIVE					INACTIVE					INACTIVE					NOT WITH TEAM				
vs. Jac. (9/23)	3	2	1	1-4	0-0	0	0	0	0-0	0-0	INACTIVE					NOT WITH TEAM				
at Ind. (9/30)	2	1	1	0-0	0-0	3	2	1	0-0	0-0	0	0	0	0-0	0-0	NOT WITH TEAM				
vs. S.D. (10/7)	2	1	1	0-0	0-0	0	0	0	0-0	0-0	0	1	0	0-0	0-0	NOT WITH TEAM				
vs. Pit. (10/21)	4	4	0	1-4	0-0	0	0	0	0-0	0-0	1	0	1	0-0	0-0	NOT WITH TEAM				
vs. G.B. (10/29)	1	1	0	0-0	0-0	0	0	0	0-0	0-0	1	1	0	0-0	0-0	NOT WITH TEAM				
at Det. (11/4)	3	2	1	0-0	0-0	0	0	0	0-0	0-0	1	1	0	0-0	0-0	0	0	0	0-0	0-0
at K.C. (11/11)	1	0	1	0-0	0-0	0	0	0	0-0	0-0	4	3	1	2-21	0-0	2	1	1	0-0	0-0
vs. Ten. (11/19)	2	2	0	0-0	0-0	0	0	0	0-0	0-0	2	2	0	1-15	0-0	2	2	0	0-0	0-0
at Chi. (11/25)	1	0	1	0-0	0-0	0	0	0	0-0	0-0	2	2	0	1-3	0-0	3	2	1	0-0	0-0
at Oak. (12/2)	1	1	0	0-0	0-0	0	0	0	0-0	0-0	4	3	1	0-0	0-0	2	1	1	0-0	0-0
vs. K.C. (12/9)	2	1	1	0-0	0-0	3	3	0	0-0	0-0	1	1	0	0-0	0-0	2	2	0	1-0	0-0
at Hou. (12/13)	1	0	1	0-0	0-0	4	4	0	0-0	0-0	0	0	0	0-0	0-0	2	2	0	0-0	0-0
at S.D. (12/24)	1	0	1	0-0	0-0	8	7	1	0-0	0-0	4	3	1	0-0	0-0	3	3	0	1-3	0-0
vs. Min. (12/30)	3	1	2	0.5-4.5	0-0	6	5	1	0.5-4.5	0-0	1	1	0	0-0	0-0	4	2	2	1.5-4.5	0-0
TOTALS	28	16	12	2.5-12.5	0-0	24	21	3	0.5-4.5	0-0	22	18	4	4-39	0-0	20	15	5	3.5-7.5	0-0

ADAMS						GORDON						PAYMAH						MOSS					
Game	TT	UT	A	S-Yds	I-Yds	TT	UT	A	S-Yds	I-Yds	TT	UT	A	S-Yds	I-Yds	TT	UT	A	S-Yds	I-Yds			
at Buf. (9/9)	3	2	1	0-0	0-0	5	3	2	0-0	0-0	0	0	0	0-0	0-0	4	3	1	0-0	0-0			
vs. Oak. (9/17)	2	1	1	0-0	0-0	4	2	2	0-0	0-0	0	0	0	0-0	0-0	2	2	0	1-7	0-0			
vs. Jac. (9/23)	3	2	1	0-0	0-0	5	3	2	0-0	0-0	0	0	0	0-0	0-0	3	2	1	0-0	0-0			
at Ind. (9/30)	INACTIVE					INACTIVE					0					0	0	0	0-0	0-0			
vs. S.D. (10/7)	1	0	1	0-0	0-0	2	1	1	0-0	0-0	0	0	0	0-0	0-0	1	0	1	0-0	0-0			
vs. Pit. (10/21)	1	0	1	0-0	0-0	INACTIVE					1					1	0	0-0	0-0				
vs. G.B. (10/29)	0	0	0	0-0	0-0	INACTIVE					1					0	1	0-0	0-0				
at Det. (11/4)	2	1	1	0-0	0-0	INACTIVE					2					2	0	0-0	0-0				
at K.C. (11/11)	2	1	1	0-0	0-0	WAIVED ON 11/6/07					3					3	0	0-0	1-0				
vs. Ten. (11/19)	1	0	1	0-0	0-0						3					3	0	0-0	0-0				
at Chi. (11/25)	1	0	1	0-0	0-0						1					1	0	0-0	1-0				
at Oak. (12/2)	1	1	0	0-0	0-0						1					1	0	0-0	0-0				
vs. K.C. (12/9)	WAIVED ON 12/4/07										2					2	0	0-0	0-0				
at Hou. (12/13)											0					0	0	0-0	0-0				
at S.D. (12/24)											0					0	0	0-0	0-0				
vs. Min. (12/30)											1					1	0	0-0	0-0				
TOTALS	17	8	9	0-0	0-0	16	9	7	0-0	0-0	15	14	1	0-0	2-0	14	7	7	1-7	0-0			

PETERSON						RICE						SHOATE						BURTON					
Game	TT	UT	A	S-Yds	I-Yds	TT	UT	A	S-Yds	I-Yds	TT	UT	A	S-Yds	I-Yds	TT	UT	A	S-Yds	I-Yds			
at Buf. (9/9)	RESERVE/SUSPENDED					1	1	0	0-0	0-0	3	3	0	0-0	0-0	0	0	0	0-0	0-0			
vs. Oak. (9/17)	RESERVE/SUSPENDED					2	2	0	0-0	0-0	1	1	0	0-0	0-0	1	1	0	0-0	0-0			
vs. Jac. (9/23)	RESERVE/SUSPENDED					2	0	2	0-0	0-0	2	2	0	0-0	0-0	INACTIVE							
at Ind. (9/30)	RESERVE/SUSPENDED					1	0	1	0-0	0-0	0	0	0	0-0	0-0	1	0	1	0-0	0-0			
vs. S.D. (10/7)	RESERVE/SUSPENDED					INACTIVE					0	0	0	0-0	0-0	INACTIVE							
vs. Pit. (10/21)	NOT WITH TEAM					INACTIVE					1	1	0	0-0	0-0	1	0	1	0-0	0-0			
vs. G.B. (10/29)	NOT WITH TEAM					4	3	1	0-0	0-0	INACTIVE					3	3	0	0-0	0-0			
at Det. (11/4)	NOT WITH TEAM					1	0	1	0-0	0-0	2	0	2	0-0	0-0	2	1	1	0-0	0-0			
at K.C. (11/11)	NOT WITH TEAM					WAIVED ON 11/9/07					DID NOT PLAY					0	0	0	0-0	0-0			
vs. Ten. (11/19)	1	0	1	0-0	0-0						INACTIVE					PRACTICE SQUAD							
at Chi. (11/25)	7	7	0	1-8	0-0						INACTIVE					PRACTICE SQUAD							
at Oak. (12/2)	0	0	0	0-0	0-0						INACTIVE					PRACTICE SQUAD							
vs. K.C. (12/9)	0	0	0	0-0	0-0						WAIVED ON 12/4/07					PRACTICE SQUAD							
at Hou. (12/13)	2	1	1	0-0	0-0											PRACTICE SQUAD							
at S.D. (12/24)	0	0	0	0-0	0-0											PRACTICE SQUAD							
vs. Min. (12/30)	3	2	1	0-0	0-0											PRACTICE SQUAD							
TOTALS	13	10	3	1-8	0-0	11	6	5	0-0	0-0	9	7	2	0-0	0-0	8	5	3	0-0	0-0			

**DT Steven Harris** had 1 tackle (assist) vs. K.C. (12/9), 3 tackles (2 solo) at Hou. (12/13), 1 tackle (assist) at S.D. (12/24) and 1 tackle (assist) vs. Min. (12/30).  
**S Curome Cox** had 2 tackles (1 solo) vs. Jac. (9/23), 1 tackle (assist) vs. S.D. (10/7) and 1 tackle (solo) vs. G.B. (10/29).  
**Team** had 1 tackle (solo) and 1 sack (4 yds.) vs. Oak. (9/16) and 1 tackle (solo) and 1 sack (6 yds.) vs. G.B. (10/29).

## 2007 INDIVIDUAL GAME-BY-GAME STATISTICS — LEADERS

SCORING			RUSHES		RUSH YDS.		RECEPTIONS		REC. YDS.	
Game	Leader	Pts.	Leader	No.	Leader	Yds.	Leader	No.	Leader	Yds.
at Buf. (9/9)	Elam	9	Henry	23	Henry	139	Walker	9	Walker	119
vs. Oak. (9/17)	Elam	11	Henry	26	Henry	128	Walker	8	Walker	101
vs. Jac. (9/23)	Henry, Jackson	6	Henry	11	Henry	35	Marshall	7	Marshall	133
at Ind. (9/30)	Elam	8	Henry	26	Henry	131	Graham	4	Graham	35
vs. S.D. (10/7)	Elam	3	Henry	16	Henry	65	Marshall	7	Marshall	72
vs. Pit. (10/21)	Elam	7	Henry	17	Henry	51	Marshall	6	Marshall	77
vs. G.B. (10/29)	Elam	7	Young	18	Young	71	Young	6	Marshall	74
at Det. (11/4)	Stokley	6	Henry	9	Henry	31	Marshall	9	Marshall	96
at K.C. (11/11)	Elam	9	Young	20	Young	109	Marshall	6	Marshall	85
vs. Ten. (11/19)	Elam	10	Young	14	Hall	89	Marshall	4	Stokley	75
at Chi. (11/25)	Elam	10	Hall	26	Hall	98	Scheffler, Stokley	5	Marshall	97
at Oak. (12/2)	Henry	14	Henry	15	Henry	49	Marshall	6	Stokley	102
vs. K.C. (12/9)	Marshall	12	Young	17	Young	156	Marshall	10	Marshall	115
at Hou. (12/13)	Elam	7	Henry	10	Young	34	Marshall	11	Marshall	107
at S.D. (12/24)	Elam	3	Young	10	Cutler	42	Marshall	6	Marshall	75
vs. Min. (12/30)	Elam	8	Young	22	Young	87	Marshall	10	Marshall	114
<b>AVERAGES</b>		<b>8.1</b>		<b>17.5</b>		<b>82.2</b>		<b>7.1</b>		<b>92.3</b>

TACKLES			SACKS		INTS		PASS DEF.		ST. TACKLES	
Game	Leader	No.	Leader	No.	Leader	No.	Leader	No.	Leader	No.
at Buf. (9/9)	Williams	10	Lynch, Williams	1	Dumervil	1	Bly	2	Bailey, Jackson	2
vs. Oak. (9/17)	Williams	13	Dumervil	2	Bailey, Bly, Thomas	1	Bailey, Bly, Lynch	1	Cox	2
vs. Jac. (9/23)	Williams	14	Dumervil	2	None	0	None	0	Four Players	1
at Ind. (9/30)	Williams	15	None	0	None	0	Dumervil	3	Cargile	2
vs. S.D. (10/7)	Ferguson	9	None	0	None	0	Dumervil	2	Four Players	1
vs. Pit. (10/21)	Williams	14	Dumervil	2	Bly, Williams	1	Bly	3	Beck	2
vs. G.B. (10/29)	Webster	9	Team	1	None	0	Bailey	3	Paymah	2
at Det. (11/4)	Williams	9	Dumervil	1	None	0	Ferguson, Paymah, Rice	1	Four Players	1
at K.C. (11/11)	Williams	12	Crowder	2	Bailey, Bly, Paymah	1	Abdullah, Bly, Gold	2	Beck, Hall	2
vs. Ten. (11/19)	Gold	9	Crowder	1	Bly, Gold	1	Bly	3	Green, Paymah, Winborn	2
at Chi. (11/25)	Williams	11	Bly, Crowder, Peterson	1	Paymah	1	Engelberger, Gold, Paymah	2	Five Players	2
at Oak. (12/2)	Williams	16	None	0	None	0	Four Players	1	Five Players	1
vs. K.C. (12/9)	Webster	8	Dumervil	3	Bailey	1	Bailey	2	Winborn	4
at Hou. (12/13)	Williams	10	None	0	Bly	1	Bailey, Bly	2	Five Players	1
at S.D. (12/24)	Williams	13	Mallard	1	None	0	Winborn	2	Green, Scheffler	1
vs. Min. (12/30)	Lynch	9	Mallard	1.5	None	0	Bailey	2	Leach	2
AVERAGES		11.3		1.2		0.5		1.9		1.8

PUNT RET.			PR YARDS		KO RET.		KO YARDS	
Game	Leader	No.	Leader	Yds.	Leader	No.	Leader	Yds.
at Buf. (9/9)	Hixon	4	Hixon	10	Hixon	3	Hixon	72
vs. Oak. (9/17)	Hixon	2	Hixon	8	None	0	None	0
vs. Jac. (9/23)	Hixon	1	Hixon	14	Hixon	4	Hixon	92
at Ind. (9/30)	None	0	None	0	Hixon	5	Hixon	110
vs. S.D. (10/7)	Martinez	1	Martinez	18	Clark	3	Clark	70
vs. Pit. (10/21)	None	0	None	0	Young	2	Young	47
vs. G.B. (10/29)	Martinez	1	Martinez	26	Hall	2	Hall	49
at Det. (11/4)	Martinez	1	Martinez	4	Hall	4	Hall	116
at K.C. (11/11)	Martinez	1	Martinez	-5	Hall	4	Hall	103
vs. Ten. (11/19)	Martinez	2	Martinez	80	Hall	1	Hall	26
at Chi. (11/25)	Martinez	2	Martinez	5	Martinez	6	Martinez	94
at Oak. (12/2)	Bly	1	Bly	10	Jacobs	3	Jacobs	35
vs. K.C. (12/9)	Martinez	4	Martinez	14	Hall, Martinez	1	Martinez	23
at Hou. (12/13)	Bly	1	Bly	10	Martinez	4	Martinez	106
at S.D. (12/24)	None	0	None	0	Hall	4	Hall	105
vs. Min. (12/30)	Martinez	2	Martinez	15	Hall	2	Hall	43
AVERAGES		1.4		13.1		3.0		68.2

## THE LAST TIME IT HAPPENED...

(Reflects the last time each individual statistic occurred)  
(2007 performances boldfaced; Super Bowl performances in *Italics*)

<b>100 YARDS RUSHING:</b>	
Broncos:	<b>Selvin Young, 17-156, vs. Kansas City, 12/9/07</b>
Playoffs:	<i>Terrell Davis, 25-102, vs. Atlanta, 1/31/99</i>
Opponents:	<b>LaDainian Tomlinson, 19-107, 1 TD, at San Diego, 12/24/07</b>
Playoffs:	Jamal Lewis, 30-110, 2 TD, at Baltimore, 12/31/00
<b>200 YARDS RUSHING:</b>	
Broncos:	Clinton Portis, 22-218, 5 TD, vs. Kansas City, 12/7/03
Playoffs:	Has never happened
Opponents:	Ahman Green, 20-218, 2 TD, at Green Bay, 12/28/03
Playoffs:	<i>Tim Smith, 23-204, 2TD, vs. Washington, 1/31/88</i>
<b>TWO 100-YARD RUSHERS:</b>	
Broncos:	Mike Anderson (126) and Tatum Bell (107), vs. Philadelphia, 10/30/05
Playoffs:	Terrell Davis (184) and Derek Loville (103), vs. Jacksonville, 12/27/97
Opponents:	Curt Warner (126) and John L. Williams (109), at Seattle, 12/11/88
Playoffs:	Has never happened
<b>100-YARD RUSHER AND 100-YARD RECEIVER:</b>	
Broncos:	<b>Selvin Young (156) and Brandon Marshall (115), vs. Kansas City, 12/9/07</b>
Playoffs:	<i>Terrell Davis (102) and Rod Smith (152), vs. Atlanta, 1/31/99</i>
Opponents:	<b>Ryan Grant (104 rush), Greg Jennings (141 rec.) and James Jones (107 rec.), vs. Green Bay, 10/29/07 - OT</b>
Playoffs:	<i>Tim Smith (204) and Ricky Sanders (193), vs. Washington, 1/31/88</i>
<b>100-YARD RUSHER AND TWO 100-YARD RECEIVERS:</b>	
Broncos:	Mike Anderson (103), Rod Smith (111) and Ed McCaffrey (129), vs. Cleveland, 10/15/00
Playoffs:	Has never happened
Opponents:	<b>Ryan Grant (104), Greg Jennings (141) and James Jones (107) vs. Green Bay, 10/29/07 - OT</b>
Playoffs:	Has never happened
<b>100-YARD RUSHER, 300-YARD PASSER, 100-YARD RECEIVER:</b>	
Broncos:	<b>Travis Henry (139), Jay Cutler (304), Javon Walker (119), at Buffalo, 9/9/07</b>
Playoffs:	<i>Terrell Davis (102), John Elway (336), Rod Smith (152), vs. Atlanta, 1/31/99</i>
Opponents:	<b>Ryan Grant (104 rush), Brett Favre (331 pass), Greg Jennings (141 rec.), James Jones (107 rec.) vs. G.B., 10/29/07 - OT</b>
Playoffs:	<i>Tim Smith (204), Doug Williams (340), Ricky Sanders (193), vs. Washington 1/31/88</i>
<b>100-YARD RUSHER, 300-YARD PASSER AND TWO 100-YARD RECEIVERS:</b>	
Broncos:	Mike Anderson (103), Brian Griese (336), Rod Smith (111) and Ed McCaffrey (129), vs. Cleveland, 10/15/00
Playoffs:	Has never happened
Opponents:	<b>Ryan Grant (104), Brett Favre (331), Greg Jennings (141) and James Jones (107), vs. G.B. 10/29/07 - OT</b>
Playoffs:	Has never happened
<b>100-YARD RUSHER AND 300-YARD PASSER:</b>	
Broncos:	<b>Travis Henry (139) and Jay Cutler (304), at Buffalo, 9/9/07</b>
Playoffs:	<i>Terrell Davis (102) and John Elway (336), vs. Atlanta, 1/31/99</i>
Opponents:	<b>Ryan Grant (104) and Brett Favre (331), vs. Green Bay, 10/29/07 - OT</b>
Playoffs:	<i>Tim Smith (204) and Doug Williams (340), vs. Washington, 1/31/88</i>
<b>100-YARD RECEIVER AND 300-YARD PASSER:</b>	
Broncos:	<b>Javon Walker (119) and Jay Cutler (304), at Buffalo, 9/9/07</b>
Playoffs:	<i>Rod Smith (152) and John Elway (336), vs. Atlanta, 1/31/99</i>
Opponents:	<b>Greg Jennings (141), James Jones (107) and Brett Favre (331), vs. Green Bay, 10/29/07 - OT</b>
Playoffs:	Deion Branch (153) and Tom Brady (341), vs. New England, 1/14/06
<b>TWO 100-YARD RECEIVERS AND 300-YARD PASSER:</b>	
Broncos:	Rod Smith (187), Ed McCaffrey (148) and Gus Frerotte (462), vs. San Diego, 11/19/00
Playoffs:	Has never happened
Opponents:	<b>Greg Jennings (141), James Jones (107) and Brett Favre (331), vs. Green Bay, 10/29/07 - OT</b>
Playoffs:	Reggie Wayne (221), Dallas Clark (112) and Peyton Manning (458), at Indianapolis, 1/9/05
<b>THREE 100-YARD RECEIVERS AND 300-YARD PASSER:</b>	
Broncos:	Has never happened
Playoffs:	Has never happened
Opponents:	Marshall Faulk (100), Torry Holt (103), Az-Zahir Hakim (116) and Kurt Warner (441), vs. St. Louis, 9/4/00
Playoffs:	Has never happened
<b>TWO RUSHING TOUCHDOWNS:</b>	
Broncos:	<b>Travis Henry, 15-49, 2 TD, at Oakland, 12/2/07</b>
Playoffs:	Mike Anderson, 19-69, 2 TD, vs. New England, 1/14/06
Opponents:	LaDainian Tomlinson, 28-103, 3 TD, at San Diego, 12/10/06
Playoffs:	Jamal Lewis, 30-110, 2 TD, at Baltimore, 12/31/00
<b>THREE RUSHING TOUCHDOWNS:</b>	
Broncos:	Tatum Bell, 17-52, 3 TD, at San Diego, 12/31/05
Playoffs:	<i>Terrell Davis, 30-157, 3 TD, vs. Green Bay, 1/25/98</i>
Opponents:	LaDainian Tomlinson, 28-103, 3 TD, at San Diego, 12/10/06
Playoffs:	Napoleon McCallum, 13-81, 3 TD, at L.A. Raiders, 1/9/94
<b>FOUR RUSHING TOUCHDOWNS:</b>	
Broncos:	Clinton Portis, 22-218, 5 TD, vs. Kansas City, 12/7/03
Playoffs:	Has never happened
Opponents:	Curt Warner, 23-126, 4 TD, at Seattle, 12/11/88
Playoffs:	Has never happened

## THE LAST TIME IT HAPPENED... (CONT.)

### FIVE RUSHING TOUCHDOWNS:

Broncos: Clinton Portis, 22-218, 5 TD, vs. Kansas City, 12/7/03  
 Playoffs: Has never happened  
 Opponents: Has never happened  
 Playoffs: Has never happened

### 300 YARDS PASSING:

Broncos: Jay Cutler, 17-31, 302 yds., 2 TD, 1 INT, at Chicago, 11/25/07 - OT  
 Playoffs: John Elway, 18-29, 336 yds., 1 TD, 1 INT, vs. Atlanta, 1/31/99  
 Opponents: Vince Young, 26-41, 305 yds., 1 TD, 2 INT, vs. Tennessee, 11/19/07  
 Playoffs: Tom Brady, 20-36, 341 yds., 1 TD, 2 INT, vs. New England, 1/14/06

### 400 YARDS PASSING:

Broncos: Jake Plummer, 31-55, 499 yds., 4 TD, 3 INT, vs. Atlanta, 10/31/04  
 Playoffs: Has never happened  
 Opponents: Ben Roethlisberger, 38-54, 433 yds., 1 TD, 3 INT, at Pittsburgh, 11/5/06  
 Playoffs: Peyton Manning, 27-33, 458 yds., 4 TD, 1 INT, at Indianapolis, 1/9/05

### THREE TOUCHDOWN PASSES:

Broncos: Jay Cutler, 20-27, 244 yds., 4 TD, 0 INT, vs. Kansas City, 12/9/07  
 Playoffs: John Elway, 29-47, 302 yds., 3 TD, 1 INT, at L.A. Raiders, 1/9/94  
 Opponents: Josh McCown, 14-21, 141 yds., 3 TD, 0 INT, at Oakland, 12/2/07  
 Playoffs: Peyton Manning, 27-33, 458 yds., 4 TD, 1 INT, at Indianapolis, 1/9/05

### FOUR TOUCHDOWN PASSES:

Broncos: Jay Cutler, 20-27, 244 yds., 4 TD, 0 INT, vs. Kansas City, 12/9/07  
 Playoffs: Has never happened  
 Opponents: Ben Roethlisberger, 24-35, 290 yds., 4 TD, 2 INT, vs. Pittsburgh, 10/21/07  
 Playoffs: Peyton Manning, 27-33, 458 yds., 4 TD, 1 INT, at Indianapolis, 1/9/05

### FIVE TOUCHDOWN PASSES:

Broncos: Gus Frerotte, 36-58, 462 yds., 5 TD, 4 INT, vs. San Diego, 11/19/00  
 Playoffs: Has never happened  
 Opponents: John Hadl, 21-35, 325 yds., 5 TD, vs. San Diego, 12/1/68  
 Playoffs: Peyton Manning, 22-26, 377 yds., 5 TD, 0 INT, at Indianapolis, 1/4/04

### SIX TOUCHDOWN PASSES:

Broncos: Has never happened  
 Playoffs: Has never happened  
 Opponents: Len Dawson, 23-38, 435 yds., 6 TD, 0 INT, at Kansas City, 11/1/64  
 Playoffs: Has never happened

### 100 YARDS RECEIVING:

Broncos: Brandon Marshall, 10-114, 1 TD, vs. Minnesota, 12/30/07 - OT  
 Playoffs: Rod Smith, 5-152, 1 TD, vs. Atlanta, 1/31/99  
 Opponents: Dwayne Bowe, 9-105, at Kansas City, 11/11/07  
 Playoffs: Deion Branch, 8-153, vs. New England, 1/14/06

### 200 YARDS RECEIVING:

Broncos: Rod Smith, 9-208, 1 TD, vs. Atlanta, 10/31/04  
 Playoffs: Has never happened  
 Opponents: Torrance Small, 6-200, 2 TD, vs. New Orleans, 12/24/94  
 Playoffs: Reggie Wayne, 10-221, 2 TD, at Indianapolis, 1/9/05

### TWO 100-YARD RECEIVERS:

Broncos: Brandon Marshall (107) and Tony Scheffler (100), at Houston, 12/13/07  
 Playoffs: Has never happened  
 Opponents: Greg Jennings (141) and James Jones (107), vs. Green Bay, 10/29/07 - OT  
 Playoffs: Reggie Wayne (221) and Dallas Clark (112), at Indianapolis, 1/9/05

### TWO RECEIVING TOUCHDOWNS:

Broncos: Brandon Marshall, 10-115, 2 TD, vs. Kansas City, 12/9/07  
 Playoffs: Clarence Kay, 3-57, 2 TD, vs. Houston, 1/10/88  
 Opponents: Bobby Wade, 5-92, 2 TD, vs. Minnesota, 12/30/07 - OT  
 Playoffs: Reggie Wayne, 10-221, 2 TD, at Indianapolis, 1/9/05

### THREE RECEIVING TOUCHDOWNS:

Broncos: Shannon Sharpe, 7-101, 3 TD, vs. San Diego, 11/16/03  
 Playoffs: Has never happened  
 Opponents: Reggie Wayne, 10-138, 3 TD, vs. Indianapolis, 10/29/06  
 Playoffs: Jerry Rice, 7-148, 3 TD, vs. San Francisco, 1/28/90

### FOUR RECEIVING TOUCHDOWNS:

Broncos: Has never happened  
 Playoffs: Has never happened  
 Opponents: Lance Alworth, 9-171, 4 TD, vs. San Diego, 12/1/68  
 Playoffs: Has never happened

### TWO INTERCEPTIONS:

Broncos: Champ Bailey, 2, at Arizona, 12/17/06  
 Playoffs: Darrien Gordon, 2, vs. Atlanta, 1/31/99  
 Opponents: Walt Harris, 2, vs. San Francisco, 12/31/06 - OT  
 Playoffs: David Macklin, 2, at Indianapolis, 1/4/04

### THREE INTERCEPTIONS:

Broncos: Deltha O'Neal, 4, vs. Kansas City, 10/7/01  
 Playoffs: Has never happened  
 Opponents: Mark Kelso, 3, at Buffalo, 12/12/92  
 Playoffs: Has never happened

### FOUR INTERCEPTIONS:

Broncos: Deltha O'Neal, 4, vs. Kansas City, 10/7/01  
 Playoffs: Has never happened  
 Opponents: Has never happened  
 Playoffs: Has never happened

### TWO SACKS:

Broncos: Elvis Dumervil, 3, vs. Kansas City, 12/9/07  
 Playoffs: Neil Smith (2) and Alfred Williams (2), at Kansas City, 1/4/98  
 Opponents: Mario Williams, 3.5, at Houston, 12/13/07  
 Playoffs: Brett Keisel, 2, vs. Pittsburgh, 1/22/06

### THREE SACKS:

Broncos: Elvis Dumervil, 3, vs. Kansas City, 12/9/07  
 Playoffs: Has never happened  
 Opponents: Mario Williams, 3.5, at Houston, 12/13/07  
 Playoffs: Michael McCrary, 3, at Baltimore, 12/31/00

### FOUR SACKS:

Broncos: Simon Fletcher, 4, at San Diego, 11/11/90  
 Playoffs: Has never happened  
 Opponents: Michael Sinclair, 4, at Seattle, 9/8/96  
 Playoffs: Has never happened

### TWO OPPONENT FUMBLE RECOVERIES:

Broncos: Elvis Dumervil, 2, vs. Minnesota, 12/30/07 - OT  
 Playoffs: Has never happened  
 Opponents: Junior Seau, 2, at San Diego, 12/22/96  
 Playoffs: Randy Hughes, 2, vs. Dallas, 1/15/78

### SHUTOUT ON ROAD:

by Broncos: Denver 12, at Cleveland 0, 9/27/92  
 Playoffs: Has never happened  
 by Opponents: at L.A. Raiders 24, Denver 0, 11/22/92  
 Playoffs: Has never happened

### SHUTOUT AT HOME:

by Broncos: at Denver 27, N.Y. Jets 0, 11/20/05  
 Playoffs: Has never happened  
 by Opponents: Has never happened  
 Playoffs: Has never happened

### OVERTIME WIN AWAY FROM DENVER:

Broncos: Denver 24, at Dallas 21, 11/24/05  
 Playoffs: Denver 23, at Cleveland 20, 1/11/87  
 Opponents: at Chicago 37, Denver 34, 11/25/07  
 Playoffs: Has never happened  
 TIE: Denver 17, at Green Bay 17, 9/20/87

### OVERTIME WIN IN DENVER:

Broncos: at Denver 22, Minnesota 19, 12/30/07  
 Playoffs: Has never happened  
 Opponents: Green Bay 19, at Denver 13, 10/29/07  
 Playoffs: Has never happened  
 TIE: at Denver 35, Pittsburgh 35, 9/22/74

### 40 POINTS:

Broncos: at Denver 41, Kansas City 7, 12/9/07  
 Playoffs: at Denver 42, Jacksonville 17, 12/27/97  
 Opponents: at Detroit 44, Denver 7, 11/4/07  
 Playoffs: at Indianapolis 49, Denver 24, 1/9/05

### 50 POINTS:

Broncos: at Denver 50, San Diego 34, 10/6/63  
 Playoffs: Has never happened  
 Opponents: at Indianapolis 55, Denver 23, 10/31/88  
 Playoffs: San Francisco 55, Denver 10, 1/28/90

### TWO-POINT CONVERSION:

Broncos: Jake Plummer pass to Jeb Putzier, at Oakland, 11/13/05  
 Playoffs: Terrell Davis run, vs. Jacksonville, 1/4/97  
 Opponents: Tarvaris Jackson runs (2), vs. Minnesota, 12/30/07  
 Playoffs: Has never happened

### THREE FIELD GOALS:

Broncos: Jason Elam, 3, vs. Oakland, 9/16/07 - OT  
 Playoffs: Jason Elam, 3, vs. N.Y. Jets, 1/17/99  
 Opponents: Nate Kaeding, 3, at San Diego, 12/24/07  
 Playoffs: Mike Hollis, vs. Jacksonville, 1/4/97



## THE LAST TIME IT HAPPENED... (CONT.)

### FOUR FIELD GOALS:

Broncos: Jason Elam, 4, vs. Indianapolis, 1/2/05  
 Playoffs: Has never happened  
 Opponents: Joe Nedney, 4, vs. San Francisco, 12/31/06 - OT  
 Playoffs: Has never happened

### FIVE FIELD GOALS:

Broncos: Jason Elam, 5, vs. Miami, 10/13/02  
 Playoffs: Has never happened  
 Opponents: Jeff Wilkins, 6, at St. Louis, 9/10/06  
 Playoffs: Has never happened

### SIX FIELD GOALS:

Broncos: Has never happened  
 Playoffs: Has never happened  
 Opponents: Jeff Wilkins, 6, at St. Louis, 9/10/06  
 Playoffs: Has never happened

### PUNT RETURN FOR A TOUCHDOWN:

Broncos: **Glenn Martinez, 80 yds., vs. Tennessee, 11/19/07**  
 Playoffs: Has never happened  
 Opponents: **Devin Hester, 75 yds., at Chicago, 11/25/07**  
 Playoffs: Has never happened

### KICKOFF RETURN FOR A TOUCHDOWN:

Broncos: Deltha O'Neal, 87 yds., vs. New England, 10/1/00  
 Playoffs: Has never happened  
 Opponents: **Devin Hester, 88 yds., at Chicago, 11/25/07**  
 Playoffs: *Tim Dwight, 94 yds., vs. Atlanta, 1/31/99*

### INTERCEPTION RETURN FOR A TOUCHDOWN:

Broncos: Champ Bailey, 70 yds., vs. San Francisco, 12/31/06  
 Playoffs: Has never happened  
 Opponents: **Shaun Rogers, 66 yds., at Detroit, 11/4/07**  
 Playoffs: Carlton Bailey, 11 yds., at Buffalo, 1/12/92

### FUMBLE RETURN FOR A TOUCHDOWN:

Broncos: **Nate Webster, 17 yds., at Kansas City, 11/11/07**  
 Playoffs: Neil Smith, 79 yds., vs. Miami, 1/9/99  
 Opponents: **Dewayne White, 3 yds., at Detroit, 11/4/07**  
 Playoffs: Has never happened

### MISSED FIELD GOAL RETURN FOR A TOUCHDOWN:

Broncos: Has never happened  
 Playoffs: Has never happened  
 Opponents: Chris McAlister, 107 yds., at Baltimore, 9/30/02  
 Playoffs: Has never happened

### BLOCKED PUNT:

Broncos: **Tony Scheffler, vs. San Diego, 10/7/07**  
 Playoffs: Has never happened  
 Opponents: **Charles Tillman, at Chicago, 11/25/07**  
 Playoffs: Blake Spence, vs. N.Y. Jets, 1/17/99

### BLOCKED PUNT RETURN FOR A TOUCHDOWN:

Broncos: Ian Gold, 12 yds., vs. Oakland, 11/13/00  
 Playoffs: Has never happened  
 Opponents: Alex Bannister, 9 yds., at Seattle, 10/14/01  
 Playoffs: Travis Davis, 29 yds., vs. Jacksonville, 12/27/97

### BLOCKED FIELD GOAL:

Broncos: Domonique Foxworth, at New England, 9/24/06  
 Playoffs: Has never happened  
 Opponents: Rashean Mathis, at Jacksonville, 10/2/05  
 Playoffs: Has never happened

### BLOCKED FIELD GOAL RETURN FOR A TOUCHDOWN:

Broncos: Louis Wright, 60 yds., vs. San Diego, 11/17/85  
 Playoffs: Has never happened  
 Opponents: Cornelius Bennett, 80 yds., at Buffalo, 9/30/90  
 Playoffs: Has never happened

### MISSED POINT-AFTER-TOUCHDOWN ATTEMPT:

Broncos: Jason Elam (Kick Failed, HRU), vs. Baltimore, 12/11/05  
 Playoffs: Jason Elam (Blocked by Clyde Simmons), vs. Jacksonville, 1/4/97  
 Opponents: Shayne Graham (Kick aborted, unsuccessful snap), vs. Cincinnati, 12/24/06  
 Playoffs: Has never happened

### SAFETY:

Broncos: **Face mask penalty enforced in the end zone, vs. Minnesota, 12/30/07**  
 Playoffs: Tony Eason sacked in the end zone by Rulon Jones, vs. New England, 1/4/87  
 Opponents: **Bernard Pollard block of a Todd Sauerbrun punt in end zone, at Kansas City, 11/11/07**  
 Playoffs: Mike Horan runs out of end zone, vs. Cleveland, 1/17/88

## 2007 INDIVIDUAL LEADERS BY STATISTICAL CATEGORY

Category	Player	AFC Rank	AFC Leader	NFL Rank	NFL Leader
Points	Jason Elam — 114	9th	Randy Moss, N.E. — 138	16th	Mason Crosby, G.B. — 141
Rushing Yards	Selvin Young — 729	15th	LaDainian Tomlinson, S.D. — 1,474	27th	LaDainian Tomlinson, S.D. — 1,474
Passing Yards	Jay Cutler — 3,497	5th	Tom Brady, N.E. — 4,806	10th	Tom Brady, N.E. — 4,806
Passer Rating	Jay Cutler — 88.1	5th	Tom Brady, N.E. — 117.2	12th	Tom Brady, N.E. — 117.2
Receiving Yards	Brandon Marshall — 1,325	4th	Reggie Wayne, Ind. — 1,510	6th	Reggie Wayne, Ind. — 1,510
Receptions	Brandon Marshall — 102	5th	Two Players^ — 112	5th	Two Players^ — 112
Punting Avg	Todd Sauerbrun — 46.8	2nd	Shane Lechler, Oak. — 49.1	5th	Shane Lechler, Oak. — 49.1
Net Punting Avg	Todd Sauerbrun — 36.1	12th	Shane Lechler, Oak. — 41.1	24th	Shane Lechler, Oak. — 41.1
Interceptions	Dré Bly — 5	T6th	Antonio Cromartie, S.D. — 10	T9th	Antonio Cromartie, S.D. — 10
Sacks	Elvis Dumervil — 12.5	T3rd	Jared Allen, K.C. — 15.5	T6th	Jared Allen, K.C. — 15.5
Kickoff Ret. Avg	Andre Hall — 25.0*	N/A	Joshua Cribbs, Cle. — 30.7	N/A	Joshua Cribbs, Cle. — 30.7
Punt Ret. Avg	Glenn Martinez — 11.2*	N/A	Roscoe Parrish, Buf. — 16.3	N/A	Roscoe Parrish, Buf. — 16.3

\* - Did not qualify for league standings ^ - T.J. Houshmandzadeh (Cin.) and Wes Welker (N.E.) each had 112 receptions.

## HOW THE BRONCOS RANKED IN THE AFC AND NFL

OFFENSE					
Category	Broncos Total	AFC Rank	AFC Leader	NFL Rank	NFL Leader
Points Per Game	20.0	9th	New England — 36.8	21st	New England — 36.8
Total Yards Per Game	346.3	6th	New England — 411.3	11th	New England — 411.3
Yards Per Play	5.7	2nd	New England — 6.2	4th	New England — 6.2
Rushing Yards Per Game	122.3	6th	Jacksonville — 149.4	9th	Minnesota — 164.6
Net Passing Yards Per Game	224.0	6th	New England — 295.7	13th	New England — 295.7
Interceptions Thrown (fewest)	15	7th	Jacksonville — 8	T11th	Jacksonville, Tampa Bay — 8
Sacks (fewest)	32	10th	Cincinnati — 17	16th	New Orleans — 16
First Downs Per Game	19.1	7th	New England — 24.6	15th	New Orleans — 24.6
Third-Down Efficiency	40.4	9th	Indianapolis — 49.3	15th	Indianapolis — 49.3
Fourth-Down Efficiency	31.8	15th	Houston — 73.3	30th	Arizona — 85.7

DEFENSE					
Category	Broncos Total	AFC Rank	AFC Leader	NFL Rank	NFL Leader
Points Per Game	25.6	15th	Indianapolis — 16.4	28th	Indianapolis — 16.4
Total Yards Per Game	336.0	10th	Pittsburgh — 266.4	19th	Pittsburgh — 266.4
Yards Per Play	5.4	11th	Indianapolis — 4.6	22nd	Tampa Bay — 4.6
Rushing Yards Per Game	142.6	14th	Baltimore — 79.3	30th	Minnesota — 74.1
Net Passing Yards Per Game	193.4	6th	Indianapolis — 172.8	7th	Tampa Bay — 170.5
Interceptions (most)	14	T12th	San Diego — 30	T23rd	San Diego — 30
Sacks (most)	33	7th	New England — 47	T16th	N.Y. Giants — 53
First Downs Per Game	19.1	10th	Pittsburgh — 15.6	22nd	Pittsburgh — 15.6
Third-Down Efficiency	42.7	12th	Kansas City — 31.3	27th	Kansas City — 31.3
Fourth-Down Efficiency	76.9	15th	Kansas City — 18.2	31st	Kansas City — 18.2

## 2007 BRONCOS HONORS AND AWARDS

### BY AWARD:

#### Pro Bowl

CB Champ Bailey (AFC starter)  
S John Lynch (AFC starter)

#### Associated Press

Second-Team All-Pro — CB Champ Bailey

#### NFL.com (Vic Carucci)

All-Interview Team — CB Champ Bailey

#### USA Today (Larry Weisman)

All-Joe Team — T Matt Lepsis

#### AFC Defensive Player of the Week

Week 14 (Dec. 6-10) — DE Elvis Dumervil

#### AFC Special Teams Player of the Week

Week 2 (Sept. 16-17) — Jason Elam  
Week 11 (Nov. 18-19) — Glenn Martinez

#### Motorola NFL Coach of the Week

Week 7 (Oct. 21-22) — Mike Shanahan

#### Walter Payton NFL Man of the Year Award Nominee

CB Domonique Foxworth

#### Ed Block Courage Award Nominee

DE John Engelberger

#### Darrent Williams Good Guy Award (given by local media)

S John Lynch

### BY INDIVIDUAL:

#### CB Champ Bailey

Pro Bowl (AFC starter)  
Second-team All-Pro by the Associated Press  
NFL.com (Vic Carucci) All-Interview Team

#### DE Elvis Dumervil

AFC Defensive Player of the Week – Wk. 14

#### K Jason Elam

AFC Special Teams Player of the Week – Wk. 2

#### DE John Engelberger

Ed Block Courage Award Nominee

#### CB Domonique Foxworth

Walter Payton NFL Man of the Year Nominee

#### T Matt Lepsis

All-Joe Team by USA Today (Larry Weisman)

#### S John Lynch

Pro Bowl (AFC starter)  
Darrent Williams Good Guy Award (given by local media)

#### WR Glenn Martinez

AFC Special Teams Player of the Week – Wk. 11

#### Head Coach Mike Shanahan


Motorola NFL Coach of the Week – Wk. 7

## BLOCKED KICKS BY THE BRONCOS

The Broncos have blocked a total of 15 kicks since 1995. The club has blocked seven punts, four field goal attempts and four extra point attempts during this time. Denver enters the 2008 NFL season having blocked at least one kick during each of the last 10 seasons (since 1998).

### BLOCKED KICKS BY THE BRONCOS, SINCE 1995

Year	FG	PAT	Punt	Total
1995	0	0	0	0
1996	0	0	0	0
1997	0	0	0	0
1998	1	0	1	2
1999	0	1	1	2
2000	0	0	1	1
2001	0	1	0	1
2002	1	1	2	4
2003	0	0	1	1
2004	0	1	0	1
2005	1	0	0	1
2006	1	0	0	1
2007	0	0	1	1
<b>TOTALS</b>	<b>4</b>	<b>4</b>	<b>7</b>	<b>15</b>







**Denver 15, Buffalo 14**

**Sunday, Sept. 9, 2007 • 1:02 p.m. EDT • Ralph Wilson Stadium • Orchard Park, N.Y.**

**WEATHER:** Periods of Rain, 70°. Wind East 7 mph • **TIME:** 3:09 • **ATTENDANCE:** 71,132

Despite trailing for nearly the entire game, the Denver Broncos earned a 15-14 win against the Buffalo Bills in their 2007 regular-season opener in front of 71,132 fans at Ralph Wilson Stadium. Kicker Jason Elam notched the eighth game-winning walk-off field goal of his career, converting a 42-yard attempt as time expired to give Denver its first opening-day victory in three seasons.

The Broncos had an individual 300-yard passer (Jay Cutler, 304) along with an individual 100-yard rusher (Travis Henry, 139) and 100-yard receiver (Javon Walker, 119) in a season opener for only the second time in club history. Henry's 139 yards on 23 carries (6.0 avg.) marked the most by a Denver player in his debut with the team while Cutler posted the first 300-yard passing game of his career, completing 23-of-39 attempts with one touchdown and one interception (81.6 rtg.).

Denver outgained Buffalo 470 to 184 yards, a +286 differential that was its sixth largest in a game since 1995. The Broncos also did not go three-and-out on any of their 10 offensive possessions and allowed 72 passing yards, marking the lowest total given up by the club in four seasons.

The Broncos began the game trailing 7-0 after Bills wide receiver Roscoe Parrish returned a Todd Sauerbrun punt 74 yards for a score with 6:17 left in the first quarter. Denver pulled to within four points, 7-3, with less than one minute remaining in the opening period on Elam's 21-yard field goal.

Another Elam field goal, from 48 yards out, trimmed the Broncos' deficit to 7-6 with 7:51 remaining in the first half.

In the third quarter, the Bills scored on their first offensive possession at the 6:24 mark with rookie running back Marshawn Lynch's 23-yard touchdown run putting them ahead 14-6. Denver answered on the ensuing series when Cutler drove the club 81 yards for a touchdown, finding Brandon Marshall for a 5-yard scoring pass that put Denver within two, 14-12, of the Bills after a failed two-point conversion attempt.

Both clubs were unable to generate points on their first two offensive possessions of the fourth quarter.

After forcing a Bills punt, the Broncos received the ball at their 34-yard line with 2:13 to play. Denver converted a pair of fourth downs on a 7-yard Cutler run and an 8-yard Walker reception to move it into position for a game-winning field goal attempt.

With no timeouts remaining and one second on the clock, the ball was snapped and Elam connected on his 42-yard game-winning field goal as time expired.

Denver's victory in Buffalo improved Head Coach Mike Shanahan's record in season openers to 11-4 (.733) for his career.

## OFFICIALS:

**Referee** — Gerry Austin (34); **Umpire** — Ruben Fowler (71); **Head Linesman** — Ed Camp (134); **Line Judge** — Carl Johnson (101); **Side Judge** — Al Riveron (57); **Field Judge** — Scott Edwards (3); **Back Judge** — Bob Lawing (17); **Replay** — James Wilson.

		1	2	3	4	OT	TOTAL	FIELD GOALS (made ( ) missed)
<b>VISITOR</b>	Denver Broncos	3	3	6	3	—	15	J. Elam (21) (48) 50WL 43WR (42)
<b>HOME</b>	Buffalo Bills	7	0	7	0	—	14	R. Lindell 45WL

Team	Qtr	Clock Time	PLAY DESCRIPTION (Extra Point) (Drive Info)	SCORE	
				Visitor	Home
BILLS	1	6:17	R. Parrish 74 yd. punt return (R. Lindell, kick)	0	7
BRONCOS	1	0:33	J. Elam 21 yd. Field Goal (10-66, 5:44)	3	7
BRONCOS	2	7:51	J. Elam 48 yd. Field Goal (9-37, 3:03)	6	7
BILLS	3	6:24	M. Lynch 23 yd. run (R. Lindell, kick) (9-59, 5:18)	6	14
BRONCOS	3	0:54	B. Marshall 5 yd. pass from J. Cutler (pass failed) (10-81, 5:30)	12	14
BRONCOS	4	0:00	J. Elam 42 yd. Field Goal (12-42, 2:13)	15	14

## DENVER BRONCOS

OFFENSE		DEFENSE	
WR	15 B. Marshall	LE	60 J. Engelberger
LT	78 M. Lepsis	LT	95 S. Adams
LG	62 C. Myers	RT	63 A. Gordon
C	66 T. Nalen	RE	92 E. Dumervil
RG	70 M. Holland	WLB	52 I. Gold
RT	64 E. Pears	MLB	55 D. Williams
TE	89 D. Graham	SLB	58 N. Webster
WR	84 J. Walker	LCB	24 C. Bailey
QB	6 J. Cutler	RCB	32 D. Bly
RB	20 T. Henry	SS	25 N. Ferguson
FB	37 C. Sapp	FS	47 J. Lynch

**BRONCOS SUBSTITUTIONS:** K 1 J. Elam, P 10 T. Sauerbrun, WR 12 D. Hixon, WR 14 B. Stokley, S 21 H. Abdullah, CB 22 D. Foxworth, RB 26 P. Smith, CB 28 J. Shoate, RB 30 M. Bell, RB 35 S. Young, S 40 C. Cox, LB 53 L. Thomas, LB 54 D. Lewis, T 71 C. Mustang, G 73 C. Kuper, DT 79 M. Green, TE 81 N. Jackson, TE/LS 83 M. Leach, TE 88 T. Scheffler, DE 94 J. Moss, DE 97 S. Rice, DT 99 A. McKinley, **DID NOT PLAY:** QB 11 P. Ramsey, **INACTIVE:** RB 23 A. Hall, CB 41 K. Paymah, G 50 B. Hamilton, T 76 R. Harris, TE 82 S. Alexander, WR 86 B. Clark, DT 93 A. Burton, DE 94 T. Crowder.

## BUFFALO BILLS

OFFENSE			DEFENSE		
WR	83	L. Evans	LE	90	C. Kelsay
LT	71	J. Peters	LT	98	L. Tripplett
LG	66	D. Dockery	RT	95	K. Williams
C	67	M. Fowler	RE	94	A. Schobel
RG	60	B. Butler	SLB	27	C. Wire
RT	68	L. Walker	MLB	51	P. Posluszny
TE	85	K. Everett	WLB	55	A. Crowell
WR	81	P. Price	LCB	21	J. Webster
QB	7	J. Losman	SS	20	D. Whitner
RB	23	M. Lynch	FS	30	K. Simpson
TE	84	R. Royal	RCB	24	T. McGee

**BILLS SUBSTITUTIONS:** P 8 B. Moorman, K 9 R. Lindell, WR 11 R. Parrish, DB 25 K. Thomas, CB 26 A. Youtbry, RB 28 A. Thomas, RB 31 D. Wright, CB 33 J. Greer, RB 39 J. Scobey, RB 42 J. Leonard, LB 52 J. DiGiorgio, LB 53 M. Haggan, LB 57 J. Stamer, OL 65 J. Whittle, DL 72 R. Neil, OL 73 K. Chambers, WR 82 J. Reed, TE 88 N. Neufeld, WR 89 S. Aiken, DL 91 E. Powell, DT 97 J. McCargo, DT 99 J. Jefferson. **DID NOT PLAY:** QB 5 E. Edwards. **INACTIVE:** 3QB 22 F. Jackson, S 29 J. Wendling, S 32 G. Wilson, LB 56 K. Ellison, OL 75 D. Preston, DT 77 T. Anderson, DE 92 R. Denney.

## FINAL INDIVIDUAL STATISTICS

Denver Broncos										Buffalo Bills									
RUSHING			ATT	YDS	AVG	LG	TD			RUSHING			ATT	YDS	AVG	LG	TD		
T. Henry			23	139	6.0	33	0			M. Lynch			19	90	4.7	23	1		
J. Cutler			4	18	4.5	11	0			J. Losman			2	13	6.5	13	0		
C. Sapp			3	7	2.3	5	0			J. Reed			1	12	12.0	12	0		
S. Young			2	7	3.5	4	0			A. Thomas			3	-1	-0.3	1	0		
										R. Parrish			1	-2	-2.0	-2	0		
TOTAL			32	171	5.3	33	0			TOTAL			26	112	4.3	23	1		
PASSING	ATT	CMP	YDS	TKD/ YD	TD	LG	IN	Rtg.	PASSING	ATT	CMP	YDS	TKD/ YD	TD	LG	IN	Rtg.		
J. Cutler	39	23	304	1/5	1	34	1	81.6	J. Losman	21	14	97	2/25	0	19	1	57.0		
TOTAL	39	23	304	1/5	1	34	1	81.6	TOTAL	21	14	97	2/25	0	19	1	57.0		
PASS RECEIVING			NO	YDS	AVG	LG	TD	PASS RECEIVING			NO	YDS	AVG	LG	TD				
J. Walker			9	119	13.2	21	0	J. Reed			4	37	9.3	19	0				
B. Marshall			5	52	10.4	19	1	R. Parrish			2	25	12.5	14	0				
B. Stokley			3	65	21.7	34	0	M. Lynch			2	9	4.5	14	0				
T. Henry			3	44	14.7	21	0	L. Evans			2	5	2.5	4	0				
D. Graham			3	24	8.0	15	0	R. Royal			1	12	12.0	12	0				
								A. Thomas			1	8	8.0	8	0				
								K. Everett			1	3	3.0	3	0				
								P. Price			1	-2	-2.0	-2	0				
TOTAL			23	304	13.2	34	1	TOTAL			14	97	6.9	19	0				
INTERCEPTIONS			NO	YDS	AVG	LG	TD	INTERCEPTIONS			NO	YDS	AVG	LG	TD				
E. Dumervil			1	27	27.0	27	0	J. Leonhard			1	36	36.0	36	0				
TOTAL			1	27	27.0	27	0	TOTAL			1	36	36.0	36	0				
PUNTING	NO	YDS	AVG	NET	TB	IN20	LG	PUNTING	NO	YDS	AVG	NET	TB	IN20	LG				
T. Sauerbrun	3	123	41.0	11.7	0	1	56	B. Moorman	6	262	43.7	42.0	0	3	50				
TOTAL	3	123	41.0	11.7	0	1	56	TOTAL	6	262	43.7	42.0	0	3	50				
PUNT RETURNS	NO	YDS	AVG	FC	LG	TD	PUNT RETURNS	NO	YDS	AVG	FC	LG	TD						
D. Hixon	4	10	2.5	1	8	0	R. Parrish	2	88	44.0	1	74	1						
[DOWNED]	1	0	0.0	0	—	0													
RETURNS	4	10	2.5	1	8	0	RETURNS	2	88	44.0	1	74	1						
KICKOFF RETURNS	NO	YDS	AVG	FC	LG	TD	KICKOFF RETURNS	NO	YDS	AVG	FC	LG	TD						
D. Hixon	3	72	24.0	0	33	0	T. McGeer	4	112	28.0	0	48	0						
RETURNS	3	72	24.0	0	33	0	RETURNS	4	112	28.0	0	48	0						
Denver Broncos	Own		Opp.		Out		Buffalo Bills	Own		Opp.		Out							
FUMBLES	Fum	Lost	Rec.	Yds	TD	FF	Rec.	Yds	TD	Out	Bnds	Fum	Lost	Rec.	Yds	TD	Out	Bnds	
J. Cutler	1	0	0	-13	0	0	0	0	0	0	1	J. Losman	1	0	0	0	0	0	
												A. Thomas	0	0	1	0	0	0	
TOTAL	1	0	0	-13	0	0	0	0	0	1	1	TOTAL	1	0	1	-2	0	0	

## FINAL TEAM STATISTICS

	BRONCOS	BILLS	BRONCOS	BILLS
TOTAL FIRST DOWNS	23	13	FGs – PATs Had Blocked	0-0
By Rushing	7	7	Net punting average	11.7
By Passing	16	7	TOTAL RETURN YARDAGE (Not Including Kickoffs)	124.37
By Penalty	0	1	No. and Yards Punt Returns	4-10
THIRD DOWN EFFICIENCY	4-13-31%	3-11-27%	No. and Yards Kickoff Returns	3-72
FOURTH DOWN EFFICIENCY	2-2-100%	1-1-100%	No. and Yards Interception Returns	1-27
TOTAL NET YARDS	470	184	PENALTIES Number and Yards	3-31
Total Offensive Plays (inc. times thrown passing)	72	49	FUMBLES Number and Lost	1-0
Average gain per offensive play	6.5	3.8	TOUCHDOWNS	1
NET YARDS RUSHING	171	112	Rushing	1
Total Rushing Plays	32	26	Passing	0
Average gain per rushing play	5.3	4.3	Punt Returns	0
Tackles for a loss – number and yards	3-6	2-4	EXTRA POINTS Made-Attempts	0-1
NET YARDS PASSING	299	72	Kicking Made-Attempts	0-0
Times thrown – yards lost attempting to pass	1-5	2-25	Passing Made-Attempts	0-1
Gross yards passing	304	97	FIELD GOALS Made-Attempts	3-5
PASS ATTEMPTS-COMPLETIONS-HAD INTERCEPTED	39-23-1	21-14-1	RED ZONE EFFICIENCY	1-2-50%
Average gain per pass play (inc. # thrown passing)	7.5	3.1	GOAL KICK GO EFFICIENCY	1-1-100%
KICKOFFS Number-In End Zone-Touchbacks	4-1-0	3-3-0	SAFETIES	0
PUNTS Number and Average	3-41-0	6-43-7	FINAL SCORE	15
Had Blocked	0	0	TIME OF POSSESSION	33:12

## BRONCOS DEFENSIVE STATISTICS

(based on coaches' film review)																	
PLAYER									PLAYER								
PLAYER	UT	A	TT	S-YDS	I-YDS	PD	FF	FR	UT	A	TT	S-YDS	I-YDS	PD	FF	FR	
D. Williams	5	5	10	1-14	0-0	0	0	0	E. Dumervil	2	1	3	0-0	1-27	1	0	0
J. Engelberger	3	3	6	0-0	0-0	0	0	0	N. Ferguson	1	2	3	0-0	0-0	0	0	0
N. Webster	5	1	6	0-0	0-0	0	0	0	J. Lynch	1	2	3	1-11	0-0	0	0	0
C. Bailey	3	2	5	0-0	0-0	0	0	0	J. Shoate	3	0	3	0-0	0-0	0	0	0
A. Gordon	3	2	5	0-0	0-0	0	0	0	M. Thomas	0	1	2	0-0	0-0	0	0	0
D. Bly	2	2	4	0-0	0-0	2	0	0	H. Abdullah	1	0	1	0-0	0-0	0	0	0
L. Gold	2	2	4	0-0	0-0	0	0	0	D. Foxworth	1	0	1	0-0	0-0	0	0	0
J. Moss	2	1	4	0-0	0-0	0	0	0	A. McKinley	0	1	1	0-0	0-0	0	0	0
S. Adams	2	1	3	0-0	0-0	0	0	0	S. Rice	0	1	1	0-0	0-0	0	0	0
TEAM TOTALS									39	26	65	2-25	1-27	4	0	0	



## Denver 23, Oakland 20 OT

Sunday, Sept. 16, 2007 • 2:15 p.m. MDT • INVESCO Field at Mile High • Denver

WEATHER: Partly Cloudy, 87°, Light Wind • TIME: 3:29 • ATTENDANCE: 76,784

For the second consecutive week, kicker Jason Elam made a game-winning walk-off field goal as the Denver Broncos defeated the Oakland Raiders 23-20 in overtime before 76,784 fans at INVESCO Field at Mile High. The victory improved Denver's record in home openers to 21-3 since 1984 and gave the Broncos their first 2-0 start to a season since 2003.

Elam's 23-yard field goal with 5:48 left in overtime was his third conversion of the game, helping Denver become the first NFL team since the 2004 Green Bay Packers to post consecutive wins on the final play of the game.

The Broncos were led offensively by running back Travis Henry (128 rushing yards) and wide receiver Javon Walker (101 receiving yards) as each player recorded individual 100-yard efforts for the second week in a row. Defensively, the Broncos had three interceptions and four sacks en route to allowing their second-fewest passing yards (53) in a game since 1995.

Cornerback Champ Bailey's first-quarter interception of Raiders quarterback Josh McCown led to a 9-yard touchdown pass from Jay Cutler to Brandon Stokley, giving Denver a 7-0 lead at the 5:02 mark of the opening period.

Following a 38-yard field goal by Oakland kicker Sebastian Janikowski in the second quarter, the Broncos took a 14-3 lead on their next possession by capping off an 80-yard drive with a 4-yard touchdown run by fullback Cecil Sapp. The drive was sparked by a 40-yard run by undrafted rookie running back Selvin Young and a 20-yard reception by Walker on consecutive plays.

Denver took a 17-3 lead into halftime on a 23-yard field goal by Elam with less than one minute remaining in the first half.

Oakland posted three consecutive scores beginning late in the third quarter to go ahead 20-17 with 8:55 left in regulation. McCown's 46-yard touchdown pass to wide receiver Jerry Porter at 5:19 of the third quarter cut the Broncos' lead to 17-10. Early in the fourth quarter, former Broncos defensive tackle Gerard Warren sacked Cutler in the end zone for a 9-yard safety that trimmed Oakland's deficit to five points, 17-12.

The Raiders took their first lead of the game on Denver's next possession. Linebacker Thomas Howard returned an interception 44 yards for a touchdown, setting up a successful two-point conversion that put Oakland ahead 20-17.

Elam's 20-yard field goal with 2:18 left to play sent the game into overtime. In the extra period, it appeared Janikowski won the game for Oakland when he made a 52-yard field goal. However, Denver had called timeout moments before the play began, and Janikowski's next attempt hit the left upright.

Denver capitalized on the missed kick, driving 52 yards on nine plays to set up Elam's 23-yard game winner.

### OFFICIALS:

**Referee** — Walt Anderson (66); **Umpire** — Butch Hannah (40); **Head Linesman** — Phil McKinley (110); **Line Judge** — Byron Boston (18); **Side Judge** — Rick Patterson (15); **Field Judge** — Terry Brown (43); **Back Judge** — Billy Smith (2); **Replay** — Dale Hamer.

	1	2	3	4	OT	TOTAL	FIELD GOALS (made / ) missed
<b>VISITOR</b> Oakland Raiders	0	3	7	10	0	20	J. Elam (23) 45WR (20) (23)
<b>HOME</b> Denver Broncos	7	10	0	3	3	23	S. Janikowski (38) 52LU

Team	Qtr	Clock Time	PLAY DESCRIPTION (Extra Point) (Drive Info)	SCORE Visitor	Home
BRONCOS	1	5:02	B. Stokley 9 yd. pass from J. Cutler (J. Elam, kick) (8-29, 3:48)	0	7
RAIDERS	2	10:26	S. Janikowski 38 yd. Field Goal (7-28, 3:31)	3	7
BRONCOS	2	7:34	C. Sapp 4 yd. run (J. Elam, kick) (5-80, 2:52)	3	14
BRONCOS	2	0:18	J. Elam 23 yd. Field Goal (10-67, 5:18)	3	17
RAIDERS	3	5:19	J. Porter 46 yd. pass from J. McCown (S. Janikowski, kick) (7-65, 3:08)	10	17
RAIDERS	4	14:15	J. Cutler sacked in end zone by G. Warren for a Safety	12	17
RAIDERS	4	8:55	T. Howard 44 yd. interception return (J. McCown-R. Curry pass)	20	17
BRONCOS	4	2:18	J. Elam 20 yd. Field Goal (15-78, 6:37)	20	20
BRONCOS	5	5:48	J. Elam 23 yd. Field Goal (9-52, 5:21)	20	23

### DENVER BRONCOS

OFFENSE			DEFENSE		
WR 15	B. Marshall	LE 60	J. Engelberger		
LT 78	M. Lepsis	LT 95	S. Adams		
LG 62	C. Myers	RT 63	A. Gordon		
C 66	T. Nalen	RE 92	E. Dumervil		
RG 70	M. Holland	WLB 52	I. Gold		
RT 64	E. Pears	MLB 55	D. Williams		
TE 89	D. Graham	SLB 58	N. Webster		
WR 84	J. Walker	LCB 24	C. Bailey		
QB 6	J. Cutler	RCB 32	D. Bly		
RB 20	T. Henry	SS 25	N. Ferguson		
FB 37	C. Sapp	FS 47	J. Lynch		

**BRONCOS SUBSTITUTIONS:** K 1 J. Elam, P 10 T. Sauerbrun, WR 12 D. Hixon, WR 14 B. Stokley, S 21 H. Abdullah, RB 26 P. Smith, CB 28 J. Shoute, RB 30 M. Bell, RB 35 S. Young, S 40 C. Cox, CB 41 K. Paymah, LB 53 L. Green, LB 54 D. Lewis, T 71 C. Mustard, G 73 C. Kuper, DT 79 M. Thomas, TE 81 N. Jackson, TE/LS 83 M. Leach, TE 88 T. Scheffler, DT 93 A. Burton, DE 94 J. Moss, DE 97 S. Rice. **DID NOT PLAY:** QB 11 P. Ramsey, **INACTIVE:** CB 22 D. Foxworth, RB 23 A. Hall, G 50 B. Hamilton, LB 51 J. Winborn, T 74 R. Harris, WR 86 B. Clark, DE 96 T. Crowder, DT 99 A. McKinley.

### OAKLAND RAIDERS

OFFENSE			DEFENSE		
WR 89	R. Curry	LDE 93	T. Kelly		
LT 65	B. Sims	LDT 99	W. Sapp		
LG 76	R. Gallery	RDT 90	T. Sands		
C 64	J. Grove	RDE 56	D. Burgess		
RG 66	C. Carlisle	OLB 54	S. Williams		
RT 74	C. Green	MLB 52	K. Morrison		
TE 80	Z. Miller	OLB 53	T. Howard		
WR 84	J. Porter	LCB 21	N. Asomugha		
QB 12	J. McCown	RCB 27	F. Washington		
RB 34	L. Jordan	SS 24	M. Huff		
FB 36	J. Griffith	FS 30	S. Schweigert		

**RAIDERS SUBSTITUTIONS:** P 9 S. Lechler, K 11 S. Janikowski, WR 15 J. Higgins, WR 19 T. Taylor, CB 23 C. Carr, RB 25 J. Fargas, CB 26 S. Routt, S 28 B. Ward, S 31 H. Eugene, CB 37 C. Johnson, RB 46 O. O'Neal, LB 55 R. Thomas, LB 57 R. Brown, DE 58 C. Clemons, LS 59 J. Condo, DT 61 G. Warren, G 79 P. McQuistan, TE 85 J. Madsen, TE 86 T. Stewart, DE 91 T. Brayton, DE 98 J. Richardson. **DID NOT PLAY:** QB 8 D. Culpepper, C 51 C. Morris. **INACTIVE:** QB 16 A. Walter, WR 17 M. Williams, CB 22 D. Starks, CB 35 J. Bowie, RB 38 J. Echemandu, LB 50 I. Ekejiuba, C 62 J. Newberry, T 75 M. Henderson.

### FINAL INDIVIDUAL STATISTICS

Oakland Raiders											Denver Broncos												
RUSHING			ATT	YDS	AVG	LG	TD				RUSHING			ATT	YDS	AVG	LG	TD					
L. Jordan			25	159	6.4	33	0				T. Henry			26	128	4.9	23	0					
J. McCown			2	28	14.0	21	0				S. Young			3	43	14.3	40	0					
J. Fargas			8	13	1.6	4	0				M. Bell			4	7	1.8	3	0					
											C. Sapp			2	6	3.0	4	1					
											J. Walker			1	-1	-1.0	-1	0					
											J. Cutler			2	-2	-1.0	0	0					
TOTAL			35	200	5.7	33	0				TOTAL			38	181	4.8	40	1					
PASSING	ATT	CMP	YDS	TD	LG	INT	Rtg.				PASSING	ATT	CMP	YDS	TD	LG	INT	Rtg.					
J. McCown	16	8	73	4/20	1	46	3	44.0				J. Cutler	33	23	269	2/9	1	24	2	79.0			
R. Curry	1	0	0	0/0	0	0	0	39.6															
TOTAL	17	8	73	4/20	1	46	3	39.2				TOTAL	33	23	269	2/9	1	24	2	79.0			
PASS RECEIVING			NO	YDS	AVG	LG	TD				PASS RECEIVING			NO	YDS	AVG	LG	TD					
Z. Miller			3	18	6.0	10	0				J. Walker			8	101	12.6	24	0					
R. Curry			2	12	6.0	7	0				B. Marshall			5	82	16.4	22	0					
J. Griffith			2	-3	-1.5	0	0				B. Stokley			3	43	14.3	23	1					
J. Porter			1	46	46.0	46	1				C. Sapp			2	18	9.0	16	0					
											T. Henry			2	8	4.0	7	0					
											D. Graham			1	9	9.0	9	0					
											M. Bell			1	7	7.0	7	0					
											S. Young			1	1	1.0	1	0					
TOTAL			8	73	9.1	46	1				TOTAL			23	269	11.7	24	1					
INTERCEPTIONS			NO	YDS	AVG	LG	TD				INTERCEPTIONS			NO	YDS	AVG	LG	TD					
T. Howard			1	44	44.0	44	1				C. Bailey			1	0	0.0	0	0					
K. Morrison			1	13	13.0	13	0				D. Bly			1	0	0.0	0	0					
											M. Thomas			1	-2	-2.0	-2	0					
TOTAL			2	57	28.5	44	1				TOTAL			3	-2	-0.7	-2	0					
PUNTING	NO	YDS	AVG	NET	TB	INTD	LG				PUNTING	NO	YDS	AVG	NET	TB	INTD	LG					
S. Lechler	4	194	48.5	46.5	0	3	51				T. Sauerbrun	2	104	52.0	49.0	0	1	53					
TOTAL	4	194	48.5	46.5	0	3	51				TOTAL	2	104	52.0	49.0	0	1	53					
PUNT RETURNS	NO	YDS	AVG	FC	LG	TD				PUNT RETURNS	NO	YDS	AVG	FC	LG	TD							
J. Higgins	1	6	6.0	0	6	0				D. Hixon	2	8	4.0	2	6	0							
[DOWNED]	1	0	0.0	0	—	0																	
RETURNS	1	6	6.0	0	6	0				RETURNS	2	8	4.0	2	6	0							
KICKOFF RETURNS	NO	YDS	AVG	FC	LG	TD				KICKOFF RETURNS	NO	YDS	AVG	FC	LG	TD							
C. Carr	3	61	20.3	0	28	0				[TOUCHBACK]	4	0	0.0	0	—	0							
[TOUCHBACK]	3	0	0.0	0	—	0																	
RETURNS	3	61	20.3	0	28	0				RETURNS	0	0	0	0	—	0							
Oakland Raiders	Fum	Lost	Own	Rec.	Yds	TD	Opp.	Yds	TD	Out	Denver Broncos	Fum	Lost	Own	Rec.	Yds	TD	Opp.	Yds	TD	Out		
FUMBLES											FUMBLES												
J. McCown	2	0	1	0	0	0	0	0	0	1	J. Cutler	1	0	1	-6	0	0	0	0	0	0		
K. Morrison	1	0	0	0	0	0	0	0	0	0	J. Moss	0	0	0	0	0	1	0	0	0	0		
T. Howard	0	0	1	0	0	0	0	0	0	0	E. Pears	0	0	0	0	0	1	0	0	0	0		
TOTAL	3	0	2	0	0	0	0	0	0	1	TOTAL	1	0	1	-6	0	2	0	0	0	0		

### FINAL TEAM STATISTICS

	RAIDERS	BRONCOS		RAIDERS	BRONCOS
TOTAL FIRST DOWNS	11	26	FGs - PATs Had Blocked	0-0	0-0
By Rushing	8	11	Net Punting Average	46.5	49.0
By Passing	3	13	TOTAL RETURN YARDAGE (Not Including Kickoffs)	63	6
By Penalty	0	2	No. and Yards Punt Returns	1-6	2-8
THIRD DOWN EFFICIENCY	6-16-38%	9-17-53%	No. and Yards Kickoff Returns	3-61	0-0
FOURTH DOWN EFFICIENCY	1-1-100%	1-1-100%	No. and Yards Interception Returns	2-57	3-2
TOTAL NET YARDS	253	441	PENALTIES Number and Yards	10-70	6-34
Total Offensive Plays (inc. times thrown passing)	56	73	FUMBLES Number and Lost	3-0	1-0
Average gain per offensive play	4.5	6.0	TOUCHDOWNS	2	2
NET YARDS RUSHING	200	181	Rushing	0	1
Total Rushing Plays	35	38	Passing	1	1
Average gain per rushing play	5.7	4.8	Interceptions	1	0
Tackles for a loss-number and yards	1-2	4-5	EXTRA POINTS Made-Attempts	2-2	2-2
NET YARDS PASSING	53	260	Kicking Made-Attempts	1-1	2-2
Times thrown - yards lost attempting to pass	4-20	2-9	Passing Made-Attempts	1-1	0-0
Gross yards passing	73	269	FIELD GOALS Made-Attempts	1-2	3-4
PASS ATTEMPTS-COMPLETIONS-HAD INTERCEPTED	17-8-3	33-23-2	RED ZONE EFFICIENCY	0-1-0%	2-5-40%
Avg gain per pass play (inc. # thrown passing)	2.5	7.4	GOAL TO GO EFFICIENCY	0-0-0%	2-4-50%
KICKOFFS Number-In End Zone-Touchbacks	5-4-4	6-4-3	SAFETIES	1	0
PUNTS Number and Average	4-48.5	2-52.0	FINAL SCORE	20	23
Had Blocked	0	0	TIME OF POSSESSION	30:30	38:42

### BRONCOS DEFENSIVE STATISTICS

(based on coaches' film review)																										
PLAYER	UT	A	TT	S-YDS	I-YDS	PD	FF	FR	PLAYER	UT	A	TT	S-YDS	I-YDS	PD	FF	FR	PLAYER	UT	A	TT	S-YDS	I-YDS	PD	FF	FR
D. Williams	9	4	13	0-0	0-0	0	0	0	S. Adams	1	1	2	0-0	0-0	0	1	0	D. Williams	9	4	13	0-0	0-0	0	0	0
I. Gold	7	3	10	0-0	0-0	0	0	0	D. Bly	2	0	2	0-0	1-0	1	0	0	I. Gold	7	3	10	0-0	0-0	0	0	0
N. Webster	5	1	6	0-0	0-0	0	0	0	J. Moss	2	0	2	1-7	0-0	0	1	0	N. Webster	5	1	6	0-0	0-0	0	0	0
J. Engelberger	5	0	5	0-0	0-0	0	0	0	S. Rice	2	0	2	0-0	0-0	0	0	0	J. Engelberger	5	0	5	0-0	0-0	0	0	0
J. Lynch	5	0	5	0-0	0-0	1	0	0	M. Thomas	1	0	1	0-0	1-2	1	0	0	J. Lynch	5	0	5	0-0	0-0	1	0	0
N. Ferguson	4	0	4	0-0	0-0	0	0	0	A. Burton	1	0	1	0-0	0-0	0	0	0	N. Ferguson	4	0	4	0-0	0-0	0	0	0
A. Gordon	2	0	2	0-0	0-0	0	0	0	J. Shoate	1	0	1	0-0	0-0	0	0	0	A. Gordon	2	0	2	0-0	0-0	0	0	0
C. Bailey	3	0	3	0-0	1-0	1	0	0	Team	1	0	1	1-4	0-0	0	0	0	C. Bailey	3	0	3	0-0	1-0	1	0	0
E. Dumervil	2	1	3	2-9	0-0	0	0	0	TEAM TOTALS	53	12	65	4-20	3-2	4	2	0	E. Dumervil	2	1	3	2-9	0-0	0	0	0



## Jacksonville 23, Denver 14

Sunday, Sept. 23, 2007 • 2:05 p.m. MDT • INVESCO Field at Mile High • Denver

WEATHER: Mostly Cloudy, 75°, Wind NW 10 mph • TIME: 2:46 • ATTENDANCE: 76,463

Limited to their lowest time of possession (21:18) in a game since 1992, the Denver Broncos suffered their first loss of the season with a 23-14 defeat to the Jacksonville Jaguars in front of 76,463 fans at INVESCO Field at Mile High.

Denver kept the score close by allowing only two touchdowns on five Jaguars trips inside its 5-yard line but was unable to drive for a potential game-winning touchdown trailing 20-14 with six minutes to play.

Broncos wide receiver Brandon Marshall recorded the first 100-yard receiving game of his career with seven grabs for 133 yards, including a 49-yard catch. Denver quarterback Jay Cutler registered a 96.6 passer rating, completing 16-of-23 passes for 222 yards with one touchdown and one interception.

With two sacks, Elvis Dumervil posted a multiple-sack game for the second week in a row in leading Denver's pass rush. The second-year defensive end also forced and recovered a fumble.

Neither club scored in the first quarter, but the Jaguars controlled the game's early stages with a 13:02-to-1:58 time-of-possession advantage in the opening period. They took the lead early in the second quarter when quarterback David Garrard capped off an 18-play, 80-yard drive that lasted 11:44 with a 3-yard touchdown pass to wide receiver Reggie Williams.

Denver answered on its ensuing possession with an 80-yard touchdown drive of its own, tying the score at 7 on Cutler's 1-yard scoring toss to tight end Nate Jackson with 6:40 left in the first half.

The Jaguars scored on their next two drives to take a 17-7 lead into halftime. After Jacksonville fullback Greg Jones' 4-yard touchdown run, the Jaguars regained possession on a Broncos fumble. The takeaway set up John Carney's 19-yard field goal with eight seconds remaining in the second quarter.

After the Broncos fumbled the opening kickoff of the second half, Carney made a 27-yard field goal to extend Jacksonville's advantage to 20-7 at the 13:11 mark of the third quarter.

Running back Travis Henry's 6-yard touchdown run at 12:41 of the fourth quarter brought Denver with six points, 20-14, of Jacksonville. The touchdown was Henry's first as a Bronco.

On the Jaguars' next drive, Denver safety Nick Ferguson forced a fumble by running back Maurice Jones-Drew at the Denver 2-yard line. The ball was recovered by safety Curome Cox, but the Broncos were unable to capitalize on the takeaway and turned the ball over on downs at their own 9-yard line.

Jacksonville added another Carney field goal, from 18 yards out, four plays later to go ahead 23-14 with 2:10 remaining to secure the win.

### OFFICIALS:

**Referee** — Terry McAulay (77); **Umpire** — Bruce Stritesky (102); **Head Linesman** — Jim Mello (48); **Line Judge** — Mark Steinkerchner (84); **Side Judge** — Michael Banks (72); **Field Judge** — Greg Gautreaux (80); **Back Judge** — Steve Freeman (133); **Replay** — Earnie Frantz.

### DENVER BRONCOS

OFFENSE			DEFENSE		
WR 15	B. Marshall	LE 60	J. Engelberger		
LT 78	M. Lepsis	LT 95	S. Adams		
LG 62	C. Myers	RT 63	A. Gordon		
C 66	T. Nalen	RE 92	E. Dumervil		
RG 70	M. Holland	WLB 52	I. Gold		
RT 64	E. Pears	MLB 55	D. Williams		
TE 89	D. Graham	SLB 58	N. Webster		
WR 84	J. Walker	LCB 24	C. Bailey		
QB 6	J. Cutler	RCB 32	D. Bly		
RB 20	T. Henry	SS 25	N. Ferguson		
FB 37	C. Sapp	FS 47	J. Lynch		

**BRONCOS SUBSTITUTIONS:** K 1 J. Elam, P 10 T. Sauerbrun, WR 12 D. Hixon, WR 14 B. Stokley, RB 26 P. Smith, CB 28 J. Shoate, RB 30 M. Bell, RB 35 S. Young, S 40 C. Cox, CB 41 K. Paymah, LB 51 J. Winborn, LB 53 L. Green, LB 54 D. Lewis, G 73 C. Kuper, DT 79 M. Thomas, TE 81 N. Jackson, TE/LS 83 M. Leach, TE 88 T. Scheffler, DE 94 J. Moss, DE 97 S. Rice, DT 99 A. McKinley, **DID NOT PLAY:** QB 11 P. Ramsey, CB 22 D. Foxworth, **INACTIVE:** S 21 H. Abdullah, RB 23 A. Hall, G 50 B. Hamilton, T 74 R. Harris, TE 82 S. Alexander, WR 86 B. Clark, DT 93 A. Burton, DE 96 T. Crowder.

### JACKSONVILLE JAGUARS

OFFENSE			DEFENSE		
WR 19	E. Wilford	DE 95	P. Spicer		
LT 69	K. Barnes	DT 99	M. Stroud		
LG 67	V. Manuwai	DT 92	R. Meier		
C 62	D. Norman	DE 97	R. Hayward		
RG 65	C. Naeole	OLB 56	J. Durant		
RT 79	T. Pashos	MLB 54	M. Peterson		
TE 89	M. Lewis	OLB 52	D. Smith		
WR 86	D. Northcutt	LCB 27	R. Mathis		
QB 9	D. Garrard	RCB 29	B. Williams		
RB 28	F. Taylor	SS 26	S. Knight		
FB 33	G. Jones	FS 25	R. Nelson		

**JAGUARS SUBSTITUTIONS:** K 1 J. Carney, P 3 A. Podlesh, WR 11 R. Williams, WR 15 J. Broussard, CB 20 S. Starks, CB 21 T. Cousin, DB 23 J. Fudge, RB 24 M. Owens, CB 31 A. Glenn, RB 32 M. Jones-Drew, DB 42 C. Nkang, LB 53 P. Thomas, DE 57 B. Hawkins, LB 59 B. Iwuh, DT 66 D. Landri, OT 74 M. Williams, G 77 U. Nwaneri, TE 83 G. Estandia, TE 87 G. Wrightster, LS/TE 88 J. Zelenka, DE 93 B. McCray, DT 96 T. McDaniel, **DID NOT PLAY:** QB 5 Q. Gray, **INACTIVE:** K 10 J. Scobee, 30B 18 M. Jones, RB 22 L. Toefield, LB 51 C. Ingram, C 63 B. Meester, OT 76 R. Collier, DE 91 K. Pettway, DT 98 J. Henderson.

	1	2	3	4	OT	TOTAL	FIELD GOALS (made / ) missed	
VISITOR Jacksonville Jaguars	0	17	3	3	—	23	J. Carney	(19) (27) (18)
HOME Denver Broncos	0	7	0	7	—	14		

Team	Qtr	Clock Time	PLAY DESCRIPTION (Extra Point) (Drive Info)	SCORE Visitor	Home
JAGUARS	2	13:09	R. Williams 3 yd. pass from D. Garrard (J. Carney, kick) (18-80, 11:44)	7	0
BRONCOS	2	6:40	N. Jackson 1 yd. pass from J. Cutler (J. Elam, kick) (10-80, 6:29)	7	7
JAGUARS	2	1:56	G. Jones 4 yd. run (J. Carney, kick) (9-52, 4:44)	14	7
JAGUARS	2	0:08	J. Carney 19 yd. Field Goal (8-41, 1:18)	17	7
JAGUARS	3	13:11	J. Carney 27 yd. Field Goal (4-9, 1:45)	20	7
BRONCOS	4	12:41	T. Henry 6 yd. run (J. Elam, kick) (9-60, 3:41)	20	14
JAGUARS	4	2:10	J. Carney 18 yd. Field Goal (4-3, 2:02)	23	14

### FINAL INDIVIDUAL STATISTICS

Jacksonville Jaguars						Denver Broncos					
RUSHING	ATT	YDS	AVG	LG	TD	RUSHING	ATT	YDS	AVG	LG	TD
F. Taylor	17	84	4.9	19	0	T. Henry	11	35	3.2	6	1
D. Garrard	12	52	4.3	19	0	C. Sapp	1	12	12.0	12	0
M. Jones-Drew	15	37	2.5	10	0	S. Young	2	7	3.5	6	0
D. Northcutt	2	9	4.5	5	0	J. Cutler	2	-1	-0.5	0	0
G. Jones	1	4	4.0	4	1	J. Walker	1	-2	-2.0	-2	0
						M. Bell	1	-4	-4.0	-4	0
TOTAL	47	186	4.0	19	1	TOTAL	18	47	2.6	12	1

TKD/									TKD/								
PASSING	ATT	CMP	YDS	YD	TD	LG	IN	Rtg.	PASSING	ATT	CMP	YDS	YD	TD	LG	IN	Rtg.
D. Garrard	20	14	154	3/14	1	23	0	109.2	J. Cutler	23	16	222	1/4	1	49	1	96.6
TOTAL	20	14	154	3/14	1	23	0	109.2	TOTAL	23	16	222	1/4	1	49	1	96.6

PASS RECEIVING	NO	YDS	AVG	LG	TD	PASS RECEIVING	NO	YDS	AVG	LG	TD	PASS RECEIVING	NO	YDS	AVG	LG	TD	PASS RECEIVING	NO	YDS	AVG	LG	TD
M. Lewis	3	44	14.7	18	0	B. Marshall	7	133	19.0	49	0	M. Lewis	3	44	14.7	18	0	B. Marshall	7	133	19.0	49	0
D. Northcutt	2	37	18.5	21	0	B. Stokley	3	36	12.0	16	0	D. Northcutt	2	37	18.5	20	0	B. Stokley	3	36	12.0	16	0
M. Jones-Drew	2	18	9.0	10	0	S. Young	2	37	18.5	20	0	M. Jones-Drew	2	18	9.0	10	0	S. Young	2	37	18.5	20	0
G. Wrightster	2	11	5.5	7	0	J. Walker	2	10	5.0	6	0	G. Wrightster	2	11	5.5	7	0	J. Walker	2	10	5.0	6	0
R. Williams	2	11	5.5	8	1	C. Sapp	1	5	5.0	5	0	R. Williams	2	11	5.5	8	1	C. Sapp	1	5	5.0	5	0
E. Wilford	2	10	5.0	6	0	N. Jackson	1	1	1.0	1	1	E. Wilford	2	10	5.0	6	0	N. Jackson	1	1	1.0	1	1
G. Estandia	1	23	23.0	23	0							G. Estandia	1	23	23.0	23	0						
<b>TOTAL</b>	<b>14</b>	<b>154</b>	<b>11.0</b>	<b>23</b>	<b>1</b>	<b>TOTAL</b>	<b>16</b>	<b>222</b>	<b>13.9</b>	<b>49</b>	<b>1</b>	<b>TOTAL</b>	<b>14</b>	<b>154</b>	<b>11.0</b>	<b>23</b>	<b>1</b>	<b>TOTAL</b>	<b>16</b>	<b>222</b>	<b>13.9</b>	<b>49</b>	<b>1</b>

INTERCEPTIONS	NO	YDS	AVG	LG	TD	INTERCEPTIONS	NO	YDS	AVG	LG	TD	INTERCEPTIONS	NO	YDS	AVG	LG	TD	INTERCEPTIONS	NO	YDS	AVG	LG	TD
S. Knight	1	1	1.0	1	0	S. Knight	1	1	1.0	1	0	S. Knight	1	1	1.0	1	0	S. Knight	1	1	1.0	1	0
<b>TOTAL</b>	<b>1</b>	<b>1</b>	<b>1.0</b>	<b>1</b>	<b>0</b>	<b>TOTAL</b>	<b>0</b>	<b>0</b>	<b>0</b>	<b>—</b>	<b>0</b>	<b>TOTAL</b>	<b>1</b>	<b>1</b>	<b>1.0</b>	<b>1</b>	<b>0</b>	<b>TOTAL</b>	<b>0</b>	<b>0</b>	<b>0</b>	<b>—</b>	<b>0</b>

PUNTING	NO	YDS	AVG	NET	TB	IN20	LG	PUNTING	NO	YDS	AVG	NET	TB	IN20	LG	PUNTING	NO	YDS	AVG	NET	TB	IN20	LG
A. Podlesh	2	80	40.0	33.0	0	0	44	T. Sauerbrun	2	126	63.0	43.0	2	0	65	A. Podlesh	2	80	40.0	33.0	0	0	44
<b>TOTAL</b>	<b>2</b>	<b>80</b>	<b>40.0</b>	<b>33.0</b>	<b>0</b>	<b>0</b>	<b>44</b>	<b>TOTAL</b>	<b>2</b>	<b>126</b>	<b>63.0</b>	<b>43.0</b>	<b>2</b>	<b>0</b>	<b>65</b>	<b>TOTAL</b>	<b>2</b>	<b>80</b>	<b>40.0</b>	<b>33.0</b>	<b>0</b>	<b>0</b>	<b>44</b>

PUNT RETURNS	NO	YDS	AVG	FC	LG	TD	PUNT RETURNS	NO	YDS	AVG	FC	LG	TD	PUNT RETURNS	NO	YDS	AVG	FC	LG	TD
[TOUCHBACK]	2	0	0.0	0	—	0	D. Hixon	1	14	14.0	0	14	0	D. Hixon	1	14	14.0	0	14	0
							[OUT OF BOUNDS]	1	0	0.0	0	—	0	[OUT OF BOUNDS]	1	0	0.0	0	—	0
<b>RETURNS</b>	<b>0</b>	<b>0</b>	<b>0.0</b>	<b>0</b>	<b>—</b>	<b>0</b>	<b>RETURNS</b>	<b>1</b>	<b>14</b>	<b>14.0</b>	<b>0</b>	<b>14</b>	<b>0</b>	<b>RETURNS</b>	<b>1</b>	<b>14</b>	<b>14.0</b>	<b>0</b>	<b>14</b>	<b>0</b>

KICKOFF RETURNS	NO	YDS	AVG	FC	LG	TD	KICKOFF RETURNS	NO	YDS	AVG	FC	LG	TD	KICKOFF RETURNS	NO	YDS	AVG	FC	LG	TD
M. Jones-Drew	3	89	29.7	0	42	0	D. Hixon	4	92	23.0	0	29	0	D. Hixon	4	92	23.0	0	29	0
<b>RETURNS</b>	<b>3</b>	<b>89</b>	<b>29.7</b>	<b>0</b>	<b>42</b>	<b>0</b>	<b>RETURNS</b>	<b>4</b>	<b>92</b>	<b>23.0</b>	<b>0</b>	<b>29</b>	<b>0</b>	<b>RETURNS</b>	<b>4</b>	<b>92</b>	<b>23.0</b>	<b>0</b>	<b>29</b>	<b>0</b>

RETURNS											[TOUGHBACK] RETURNS											2	4	92	0.0	0	—	29					
JACKSONVILLE JAGUARS											DENVER BRONCOS											FUM	OWN	LAST	YDS	TD	FF	OPP.	YDS	TD	OUT	BND	
FUMBLES											FUMBLES											FUM	OWN	LAST	YDS	TD	FF	OPP.	YDS	TD	OUT	BND	
D. Garrard											D. Hixon											1	1	0	0	0	0	0	0	0	0	0	0
M. Jones-Drew											S. Young											1	1	0	0	0	0	0	0	0	0	0	0
R. Mathis											E. Dumervil											0	0	0	0	0	1	1	0	0	0	0	0
M. Owens											N. Ferguson											0	1	0	0	0	1	0	0	0	0	0	0
B. Iwuh											C. Cox											0	0	0	0	0	0	1	0	0	0	0	0
M. Stroud																						0	0	0	0	0	0	1	0	0	0	0	0
TOTAL											TOTAL											2	2	0	0	0	2	2	0	0	0	0	0





## Indianapolis 38, Denver 20

Sunday, Sept. 30, 2007 • 4:15 p.m. EDT • RCA Dome • Indianapolis

WEATHER: Indoors • TIME: 2:52 • ATTENDANCE: 57,274

Despite building a 10-0 first-quarter lead, the Broncos fell to 2-2 on the season after a 38-20 loss to the defending Super Bowl-champion Indianapolis Colts at the RCA Dome in front of 57,274 fans.

The Colts took advantage of their scoring opportunities, posting touchdowns on 5-of-6 trips inside the red zone. They finished with 419 yards of offense, including 226 rushing yards.

Denver's rushing game accounted for 223 yards on 36 carries (6.2 avg.) as running back Travis Henry recorded his third 100-yard game of the year (131 yards). Rookie Selvin Young chipped in 81 rushing yards on eight carries (10.1 avg.) for Denver, which recorded 160 yards on the ground in the first half.

Scores on their first two drives of the game put the Broncos ahead 10-0 in the first quarter. Kicker Jason Elam connected on a 35-yard field goal on the game's opening possession before Denver capped off a 10-play, 86-yard drive with quarterback Jay Cutler's 7-yard touchdown pass to wide receiver Brandon Marshall.

In the second quarter, the Colts trimmed Denver's lead to 10-7 on running back Joseph Addai's 14-yard touchdown run. The Broncos answered the score with a 22-yard Elam field goal that put them ahead 13-7 with 8:29 left in the first half.

The Colts entered halftime ahead 14-13 after quarterback Peyton Manning's 9-yard scoring pass to tight end Dallas Clark.

Two more Indianapolis touchdowns to begin the third quarter gave it a 28-13 advantage with 8:55 left in the period. Manning scored on a 1-yard rush before finding Clark again for a short touchdown pass.

Cutler engineered an impressive scoring drive in which he completed six consecutive passes before scampering into the end zone for a 2-yard touchdown run with 1:10 remaining in the third quarter. The touchdown was the first of Cutler's career and moved Denver within eight, 28-20, of Indianapolis.

The Colts put the game out of reach early in the fourth quarter, taking a 35-20 lead on Manning's 5-yard touchdown pass to wide receiver Reggie Wayne. Kicker Adam Vinatieri's 22-yard field goal later in the quarter rounded out the scoring.

Denver's loss to the Colts ended its four-game winning streak against defending Super Bowl champions.

With eight points against Indianapolis, Elam became the fastest player in NFL history to reach 1,700 career points (1,702 points in 224 games). Broncos cornerback Champ Bailey recorded a special-teams tackle for the fourth consecutive game while Denver rookie defensive linemen Jarvis Moss and Tim Crowder made the first starts of their careers.

### OFFICIALS:

**Referee** — Tony Corrente (99); **Umpire** — Steve Wilson (29); **Head Linesman** — John McGrath (120); **Line Judge** — Ron Blum (8); **Side Judge** — Dyrrol Prioleau (109); **Field Judge** — Craig Wrolstad (4); **Back Judge** — Don Carey (126); **Replay** — Bob Mantoath.

		1	2	3	4	OT	TOTAL		FIELD GOALS (made ( ) missed)
<b>VISITOR</b>	Denver Broncos	10	3	7	0	—	20		J. Elam (35) (22)
<b>HOME</b>	Indianapolis Colts	0	14	14	10	—	38		A. Vinatieri (22)

Team	Qtr	Clock Time	PLAY DESCRIPTION (Extra Point) (Drive Info)	SCORE Visitor	Home
BRONCOS	1	11:32	J. Elam 35 yd. Field Goal (8-47, 3:28)	3	0
BRONCOS	1	2:19	B. Marshall 7 yd. pass from J. Cutler (J. Elam, kick) (10-86, 5:28)	10	0
COLTS	2	14:23	J. Addai 14 yd. run (A. Vinatieri, kick) (7-46, 2:56)	10	7
BRONCOS	2	8:29	J. Elam 22 yd. Field Goal (12-76, 5:54)	13	7
COLTS	2	3:49	D. Clark 9 yd. pass from P. Manning (A. Vinatieri, kick) (9-61, 4:40)	13	14
COLTS	3	11:46	P. Manning 1 yd. run (A. Vinatieri, kick) (7-73, 3:14)	13	21
COLTS	3	8:55	D. Clark 3 yd. pass from P. Manning (A. Vinatieri, kick) (4-24, 2:03)	13	28
BRONCOS	3	1:10	J. Cutler 2 yd. run (J. Elam, kick) (14-79, 7:45)	20	28
COLTS	4	10:56	R. Wayne 5 yd. pass from P. Manning (A. Vinatieri, kick) (10-83, 5:14)	20	35
COLTS	4	2:34	A. Vinatieri 22 yd. Field Goal (13-76, 5:59)	20	38

DENVER BRONCOS									
OFFENSE					DEFENSE				
WR 15	B. Marshall	LE 92	E. Dumervil						
LT 78	M. Lepsis	LT 94	J. Moss						
LG 62	C. Myers	RT 96	T. Crowder						
C 66	T. Nalen	RE 97	S. Rice						
RG 70	M. Holland	WLB 52	I. Gold						
RT 64	E. Pears	MLB 55	D. Williams						
TE 89	D. Graham	SLB 58	N. Webster						
WR 14	B. Stokley	LCB 24	C. Bailey						
QB 6	J. Cutler	RCB 32	D. Bly						
RB 20	T. Henry	SS 25	N. Ferguson						
FB 37	C. Sapp	FS 22	D. Foxworth						

**BRONCOS SUBSTITUTIONS:** K 1 J. Elam, P 10 T. Sauerbrun, WR 12 D. Hixon, WR 17 G. Martinez, RB 23 A. Hall, RB 26 P. Smith, CB 28 J. Shoate, RB 35 S. Young, S 38 S. Cargile, S 40 C. Cox, CB 41 K. Paymah, LB 51 J. Winborn, LB 53 L. Green, LB 54 D. Lewis, DE 60 J. Engelberger, G 73 C. Kuper, DT 79 M. Thomas, TE 81 N. Jackson, TE/LS 83 M. Leach, TE 88 T. Scheffler, DT 93 A. Burton, DT 99 A. McKinley. **DID NOT PLAY:** QB 11 P. Ramsey. **INACTIVE:** S 21 H. Abdullah, RB 30 M. Bell, S 47 J. Lynch, DT 63 A. Gordon, T 74 R. Harris, TE 82 S. Alexander, WR 84 J. Walker, DT 95 S. Adams.

INDIANAPOLIS COLTS									
OFFENSE					DEFENSE				
WR 87	R. Wayne	LE 98	R. Mathis						
LT 67	T. Ugoh	LT 79	R. Brock						
LG 65	R. Lilja	RT 99	E. Johnson						
C 63	J. Saturday	RE 93	D. Freenev						
RG 73	J. Scott	SLB 94	R. Morris						
RT 71	R. Diem	MLB 58	G. Brackett						
TE 44	D. Clark	WLB 54	F. Keiaho						
WR 88	M. Harrison	LCB 26	K. Hayden						
QB 18	P. Manning	RCB 28	M. Jackson						
RB 29	J. Addai	SS 21	B. Sanders						
HB 86	B. Utecht	FS 41	A. Bethea						

**COLTS SUBSTITUTIONS:** K 4 A. Vinatieri, WR 11 A. Gonzalez, P 17 H. Smith, DB 20 D. Hughes, DB 23 T. Jennings, DB 33 M. Bullitt, DB 34 T. Rushing, RB 36 K. Keith, DB 43 M. Giordano, RB 45 L. Lawton, TE 48 J. Snow, LB 50 R. Boiman, LB 52 R. Guzman, LB 56 T. Hagler, OT 74 C. Johnson, OT 76 D. Federkeil, TE 81 B. Fletcher, WR 85 A. Moorehead, DE 91 J. Thomas, DT 95 D. Reid, DE 96 K. Dawson. **DID NOT PLAY:** QB 12 J. Sorgi, C/G 57 D. Gandy. **INACTIVE:** DB 25 M. Coe, RB 30 C. Dawson, DB 42 B. Condren, LB 55 C. Session, DE 60 J. Charleston, WR 83 R. Hall, DT 90 D. Klecko, DT 97 Q. Pitcock.

FINAL INDIVIDUAL STATISTICS																			
Denver Broncos										Indianapolis Colts									
RUSHING	ATT	YDS	AVG	LG	TD	RUSHING	ATT	YDS	AVG	LG	TD	RUSHING	ATT	YDS	AVG	LG	TD	RUSHING	ATT
T. Henry	26	131	5.0	15	0	J. Addai	19	136	7.2	17	1	J. Addai	19	136	7.2	17	1	J. Addai	19
S. Young	8	81	10.1	32	0	K. Keith	10	80	8.0	22	0	K. Keith	10	80	8.0	22	0	K. Keith	10
J. Cutler	2	11	5.5	9	1	L. Lawton	4	13	3.3	4	0	L. Lawton	4	13	3.3	4	0	L. Lawton	4
						P. Manning	4	-3	-0.7	1	1	P. Manning	4	-3	-0.7	1	1	P. Manning	4
TOTAL	36	223	6.2	32	1	TOTAL	37	226	6.1	22	2	TOTAL	37	226	6.1	22	2	TOTAL	37
PASSING	ATT	CMP	YDS	TD	LG	INT	Rtg.	PASSING	ATT	CMP	YDS	TD	LG	INT	Rtg.	PASSING	ATT	CMP	YDS
J. Cutler	21	13	131	1/0	1	24	1	P. Manning	27	20	193	0/0	3	27	0	J. Cutler	21	13	131
TOTAL	21	13	131	1/0	1	24	1	TOTAL	27	20	193	0/0	3	27	0	TOTAL	27	20	193
PASS RECEIVING	NO	YDS	AVG	LG	TD	PASS RECEIVING	NO	YDS	AVG	LG	TD	PASS RECEIVING	NO	YDS	AVG	LG	TD	PASS RECEIVING	NO
D. Graham	4	35	8.8	14	0	D. Clark	6	76	12.7	27	2	D. Clark	6	76	12.7	27	2	D. Clark	6
B. Marshall	3	23	7.7	12	1	R. Wayne	5	38	7.6	13	1	R. Wayne	5	38	7.6	13	1	R. Wayne	5
B. Stokley	2	20	10.0	12	0	J. Addai	3	10	3.3	6	0	J. Addai	3	10	3.3	6	0	J. Addai	3
S. Young	2	19	9.5	11	0	B. Fletcher	2	33	16.5	21	0	B. Fletcher	2	33	16.5	21	0	B. Fletcher	2
N. Jackson	1	24	24.0	24	0	A. Gonzalez	1	19	19.0	19	0	A. Gonzalez	1	19	19.0	19	0	A. Gonzalez	1
C. Sapp	1	10	10.0	10	0	M. Harrison	1	8	8.0	8	0	M. Harrison	1	8	8.0	8	0	M. Harrison	1
						A. Moorehead	1	5	5.0	5	0	A. Moorehead	1	5	5.0	5	0	A. Moorehead	1
						K. Keith	1	4	4.0	4	0	K. Keith	1	4	4.0	4	0	K. Keith	1
TOTAL	13	131	10.1	24	1	TOTAL	20	193	9.3	27	3	TOTAL	20	193	9.3	27	3	TOTAL	20
INTERCEPTIONS	NO	YDS	AVG	LG	TD	INTERCEPTIONS	NO	YDS	AVG	LG	TD	INTERCEPTIONS	NO	YDS	AVG	LG	TD	INTERCEPTIONS	NO
M. Jackson	1	0	0.0	0	0	M. Jackson	1	0	0.0	0	0	M. Jackson	1	0	0.0	0	0	M. Jackson	1
TOTAL	1	0	0.0	0	0	TOTAL	1	0	0.0	0	0	TOTAL	1	0	0.0	0	0	TOTAL	1
PUNTING	NO	YDS	AVG	NET	TB	INT	LG	PUNTING	NO	YDS	AVG	NET	TB	INT	LG	PUNTING	NO	YDS	AVG
T. Sauerbrun	2	112	56.0	45.0	1	0	65	H. Smith	2	60	30.0	30.0	0	2	35	T. Sauerbrun	2	112	56.0
TOTAL	2	112	56.0	45.0	1	0	65	TOTAL	2	60	30.0	30.0	0	2	35	TOTAL	2	112	56.0
PUNT RETURNS	NO	YDS	AVG	FC	LG	TD	PUNT RETURNS	NO	YDS	AVG	FC	LG	TD	PUNT RETURNS	NO	YDS	AVG	FC	LG
D. Hixon	0	0	0.0	2	—	0	T. Rushing	1	2	2.0	0	2	0	T. Rushing	1	2	2.0	0	2
							[TOUCHBACK]	1	0	0.0	0	—	0	[TOUCHBACK]	1	0	0.0	0	—
							RETURNS	1	2	2.0	0	2	0	RETURNS	1	2	2.0	0	2
KICKOFF RETURNS	NO	YDS	AVG	FC	LG	TD	KICKOFF RETURNS	NO	YDS	AVG	FC	LG	TD	KICKOFF RETURNS	NO	YDS	AVG	FC	LG
D. Hixon	5	110	22.0	0	35	0	T. Rushing	4	112	28.0	0	34	0	T. Rushing	4	112	28.0	0	34
[TOUCHBACK]	0	0	0.0	0	—	0	K. Keith	1	15	15.0	0	15	0	K. Keith	1	15	15.0	0	15
RETURNS	5	110	22.0	0	35	0	RETURNS	5	127	25.4	0	34	0	RETURNS	5	127	25.4	0	34
Denver Broncos	Own	Opp.	Own	Opp.	Own	Opp.	Own	Indianapolis Colts	Own	Opp.	Own	Opp.	Own	Opp.	Own	Indianapolis Colts	Own	Opp.	Own
FUMBLES	Fum	Lost	Rec.	Yds	TD	FF	Rec.	FUMBLES	Fum	Lost	Rec.	Yds	TD	FF	Rec.	FUMBLES	Fum	Lost	Rec.
J. Cutler	1	1	0	0	0	0	0	D. Freenev	0	0	0	0	0	2	0	D. Freenev	0	0	0
T. Henry	1	0	0	0	0	0	0	M. Jackson	0	0	0	0	0	0	1	M. Jackson	0	0	0
M. Lepsis	0	0	1	0	0	0	0												
TOTAL	2	1	1	0	0	0	0	TOTAL	0	0	0	0	0	2	1	TOTAL	0	0	0

FINAL TEAM STATISTICS									
	BRONCOS		COLTS			BRONCOS		COLTS	
TOTAL FIRST DOWNS	22	30	FGs - PATs Had Blocked	0-0	0-0	Net Punting Average	45.0	30.0	
By Rushing	12	18	TOTAL RETURN YARDAGE (Not Including Kickoffs)	0	2	No. and Yards Punt Returns	0-0	1-2	
By Passing	10	11	No. and Yards Kickoff Returns	5-110	5-127	No. and Yards Interception Returns	0-0	1-0	
By Penalty	0	1	PENALTIES Number and Yards	4-32	2-10	FUMBLES Number and Lost	2-1	0-0	
THIRD DOWN EFFICIENCY	6-10-60%	6-10-60%	TOUCHDOWNS	2	5	Rushing	1	2	
FOURTH DOWN EFFICIENCY	0-0-0%	0-0-0%	Passing	1	2	EXTRA POINTS Made-Attempts	2-2	5-5	
TOTAL NET YARDS	354	419	FIELD GOALS Made-Attempts	2-2	1-1	RED ZONE EFFICIENCY	2-4-50%	5-6-83%	
Total Offensive Plays (inc. times thrown passing)	58	64	GOAL TO GO EFFICIENCY	1-1-100%	2-2-100%	SAFETIES	0	0	
Average gain per offensive play	6.1	6.5	FINAL SCORE	20	38	TIME OF POSSESSION	29:12	30:48	
NET YARDS RUSHING	223	228							
Total Rushing Plays	36	37							
Average gain per rushing play	6.2	6.1							
Tackles for a loss-number and yards	3-4	0-0							
NET YARDS PASSING	131	193							
Times thrown - yards lost attempting to pass	1-0	0-0							
Gross yards passing	131	193							
PASS ATTEMPTS-COMPLETIONS-HAD INTERCEPTED	21-13-1	27-20-0							
Avg gain per pass play (inc. f. thrown passing)	6.0	7.1							
KICKOFFS Number-In End Zone-Touchbacks	5-0-0	7-4-2							
PUNTS Number and Average	2-56.0	2-30.0							
Had Blocked	0	0							



## San Diego 41, Denver 3

Sunday, Oct. 7, 2007 • 2:15 p.m. MDT • INVESCO Field at Mile High • Denver

WEATHER: Partly Sunny, 54°, Wind NE 6 mph • TIME: 2:45 • ATTENDANCE: 76,879

The Denver Broncos' five-year streak of beginning a season with a 2-0 record in AFC West play came to an end with their 41-3 loss to San Diego in front of 76,879 fans at INVESCO Field at Mile High. Denver, which was held without a touchdown for the first time in more than a year, committed three turnovers that led to 17 points by San Diego.

Kicker Jason Elam accounted for the Broncos' only points as his 30-yard field goal extended their scoring streak to 234 consecutive games. Denver quarterback Jay Cutler completed at least 60 percent of his passes for the fourth game in a row, connecting on 23-of-36 (63.9%) attempts for 232 yards with one interception, but was held without a touchdown pass for the first time in his 10-game career.

Broncos wide receiver Brandon Marshall tied a career high with seven receptions (72 yards) while Denver wideout Glenn Martinez recorded personal bests in receptions (6) and receiving yards (70). Tight end Tony Scheffler also accounted for the Broncos' first blocked punt in a game since the 2003 season when he got a piece of Mike Scifres' attempt in the fourth quarter.

The Chargers averaged 8.8 yards per play en route to finishing with 484 yards of offense, including 214 on the ground. San Diego running back Michael Turner ran 10 times for 147 yards, including a 74-yard touchdown, and tight end Antonio Gates caught seven passes for 113 yards with one touchdown.

Quarterback Philip Rivers' 2-yard touchdown run at 6:26 of the first quarter put San Diego ahead 7-0. The Chargers extended their lead 11 seconds later when rookie linebacker Brandon Siler recovered Denver wide receiver Brian Clark's fumbled kickoff return and ran it back 23 yards for the score.

Early in the second quarter, kicker Nate Kaeding's 26-yard field goal made the score 17-0 in favor of the Chargers. They answered Elam's 30-yard field goal with 1:15 left in the first half with another Kaeding field goal conversion, this one from 45 yards out, as time expired that sent San Diego into halftime ahead 20-3.

Two Rivers touchdown passes in the third quarter gave San Diego a 34-3 lead. He hooked up with Gates for a 9-yard touchdown, capping an eight-play, 73-yard drive, before finding wide receiver Vincent Jackson for a 15-yard touchdown that concluded a 10-play, 79-yard drive. San Diego controlled play in the third quarter, holding the ball for 11:49 and gaining nine first downs.

San Diego went ahead 41-3 when Turner broke free around the left side and raced 74 yards for a touchdown with 9:42 to play.

Safety Nick Ferguson had a team-high nine tackles (8 solo) for Denver while defensive end Elvis Dumervil led the club with two pass breakups.

### OFFICIALS:

**Referee** — Scott Green (19); **Umpire** — Scott Dawson (70); **Head Linesman** — Tony Veteri (36); **Line Judge** — Ron Marinnucci (107); **Side Judge** — Larry Rose (128); **Field Judge** — Boris Cheek (41); **Back Judge** — Lee Dyer (27); **Replay** — Bobby Skelton.

		1	2	3	4	OT	TOTAL		
<b>VISITOR</b>	San Diego Chargers	14	6	14	7	—	41	<b>FIELD GOALS</b> (made / ) missed)	
<b>HOME</b>	Denver Broncos	0	3	0	0	—	3	N. Kaeding (26) (45)	
								J. Elam (30)	
Team	Qtr	Clock Time	PLAY DESCRIPTION (Extra Point) (Drive Info)						SCORE
CHARGERS	1	6:26	P. Rivers 2 yd. run (N. Kaeding, kick) (8-71, 4:14)						7 0
CHARGERS	1	6:15	B. Siler 23 yd. fumble return (N. Kaeding, kick)						14 0
CHARGERS	2	11:23	N. Kaeding 26 yd. Field Goal (13-83, 6:57)						17 0
BRONCOS	2	1:15	J. Elam 30 yd. Field Goal (10-45, 5:13)						17 3
CHARGERS	2	0:00	N. Kaeding 45 yd. Field Goal (5-52, 1:15)						20 3
CHARGERS	3	9:20	A. Gates 9 yd. pass from P. Rivers (N. Kaeding, kick) (8-73, 5:40)						27 3
CHARGERS	3	0:07	V. Jackson 15 yd. pass from P. Rivers (N. Kaeding, kick) (10-79, 6:09)						34 3
CHARGERS	4	9:42	M. Turner 74 yd. run (N. Kaeding, kick) (2-86, 0:44)						41 3

DENVER BRONCOS									
OFFENSE					DEFENSE				
WR 15	B. Marshall	LE 60	J. Engelberger						
TE 81	N. Jackson	LT 95	S. Adams						
LT 78	M. Lepsis	RT 63	A. Gordon						
LG 62	C. Myers	RE 92	E. Dumervil						
C 66	T. Nalen	WLB 52	I. Gold						
RG 70	M. Holland	MLB 55	D. Williams						
RT 64	E. Pears	SLB 58	N. Webster						
TE 89	D. Graham	LCB 24	C. Bailey						
WR 14	B. Stokley	RCB 32	D. Bly						
QB 6	J. Cutler	SS 25	N. Ferguson						
RB 20	T. Henry	FS 47	J. Lynch						

**BRONCOS SUBSTITUTIONS:** K 1 J. Elam, P 10 T. Sauerbrun, WR 17 G. Martinez, CB 22 D. Foxworth, RB 26 P. Smith, CB 28 J. Shoate, RB 35 S. Young, RB 37 C. Sapp, S 40 C. Cox, CB 41 K. Paymah, LB 51 J. Winborn, LB 53 L. Green, LB 54 D. Lewis, G 73 C. Kuper, DT 79 M. Thomas, TE/LS 83 M. Leach, WR 86 B. Clark, TE 88 T. Scheffler, DE 94 J. Moss, DE 96 T. Crowder, DT 99 A. McKinley, **DID NOT PLAY:** QB 11 P. Ramsey, RB 23 A. Hall, **INACTIVE:** S 21 H. Abdullah, RB 30 M. Bell, S 38 S. Cargile, T 74 R. Harris, TE 82 S. Alexander, WR 84 J. Walker, DT 93 A. Burton, DE 97 S. Rice.

SAN DIEGO CHARGERS									
OFFENSE					DEFENSE				
WR 80	M. Floyd	DE 99	I. Olshansky						
TE 86	B. Manumaleuna	DT 76	J. Williams						
LT 73	M. McNeill	DE 93	L. Castillo						
LG 68	K. Dielman	OLB 95	S. Phillips						
C 61	N. Hardwick	ILB 54	S. Cooper						
RG 79	M. Goff	ILB 57	M. Wilhelm						
RT 70	S. Olivea	OLB 56	S. Merriman						
TE 85	A. Gates	LCB 23	Q. Jammer						
WR 83	V. Jackson	RCB 29	D. Florence						
QB 17	P. Rivers	SS 42	C. Hart						
RB 21	L. Tomlinson	FS 20	M. McCree						

**CHARGERS SUBSTITUTIONS:** P 5 M. Scifres, QB 7 B. Volek, K 10 N. Kaeding, CB 24 C. Gordon, CB/S 28 S. Gregory, CB 31 A. Cromartie, S 32 E. Weddle, RB 33 M. Turner, FB 41 L. Neal, RB/KR 43 D. Sproles, LS 50 D. Binn, LB 51 T. Dobbins, LB 52 C. Polk, LB 59 B. Siler, C/G 63 S. Mruzckowski, C/G 65 C. Withrow, T 66 J. Clary, DE 74 J. Cesaire, WR 81 K. Osgood, WR 84 C. Davis, DT 91 B. McKinney, LB 92 M. Harris, DT 97 R. Bingham, **DID NOT PLAY:** None, **INACTIVE:** 3QB 6 A. Whitehurst, CB 25 P. Oliver, FB 34 A. Pinnock, TE/WR 40 L. Naanee, LB 53 A. Waters, T 72 R. Oben, TE 87 S. Chandler, WR 88 E. Parker.

FINAL INDIVIDUAL STATISTICS																			
San Diego Chargers										Denver Broncos									
RUSHING	ATT	YDS	AVG	LG	TD	RUSHING	ATT	YDS	AVG	LG	TD	RUSHING	ATT	YDS	AVG	LG	TD	RUSHING	ATT
M. Turner	10	147	14.7	74	1	T. Henry	16	65	4.1	15	0	M. Turner	16	65	4.1	15	0	T. Henry	16
L. Tomlinson	21	67	3.2	11	0	J. Cutler	3	7	2.3	5	0	L. Tomlinson	3	7	2.3	5	0	J. Cutler	3
L. Neal	1	3	3.0	3	0	S. Young	1	0	0.0	0	0	L. Neal	1	0	0.0	0	0	S. Young	1
D. Sproles	1	2	2.0	2	0							D. Sproles	1	2	2.0	2	0		
B. Volek	2	-2	-1.0	-1	0							B. Volek	2	-2	-1.0	-1	0		
P. Rivers	2	-3	-1.5	2	1							P. Rivers	2	-3	-1.5	2	1		
TOTAL	37	214	5.8	74	2	TOTAL	20	72	3.6	15	0	TOTAL	20	72	3.6	15	0	TOTAL	20
PASSING	ATT	CMP	YDS	TD	LG	IN	Rtg.	PASSING	ATT	CMP	YDS	TD	LG	IN	Rtg.	PASSING	ATT	CMP	YDS
P. Rivers	18	13	270	0/0	2	45	0	J. Cutler	36	23	232	1/8	0	26	1	P. Rivers	36	23	232
TOTAL	18	13	270	0/0	2	45	0	TOTAL	36	23	232	1/8	0	26	1	TOTAL	36	23	232
PASS RECEIVING	NO	YDS	AVG	LG	TD	PASS RECEIVING	NO	YDS	AVG	LG	TD	PASS RECEIVING	NO	YDS	AVG	LG	TD	PASS RECEIVING	NO
A. Gates	7	113	16.1	34	1	B. Marshall	7	72	10.3	26	0	A. Gates	7	113	16.1	34	1	B. Marshall	7
V. Jackson	3	84	28.0	45	1	G. Martinez	6	70	11.7	23	0	V. Jackson	3	84	28.0	45	1	G. Martinez	6
L. Tomlinson	3	73	24.3	36	0	S. Young	4	20	5.0	9	0	L. Tomlinson	3	73	24.3	36	0	S. Young	4
						T. Scheffler	2	37	18.5	19	0							T. Scheffler	2
						D. Graham	2	10	5.0	5	0							D. Graham	2
						B. Stokley	1	14	14.0	14	0							B. Stokley	1
						N. Jackson	1	9	9.0	9	0							N. Jackson	1
TOTAL	13	270	20.8	45	2	TOTAL	23	232	10.1	26	0	TOTAL	13	270	20.8	45	2	TOTAL	23
INTERCEPTIONS	NO	YDS	AVG	LG	TD	INTERCEPTIONS	NO	YDS	AVG	LG	TD	INTERCEPTIONS	NO	YDS	AVG	LG	TD	INTERCEPTIONS	NO
M. McCree	1	19	19.0	19	0	T. Sauerbrun	3	150	50.0	41.0	0	M. McCree	1	19	19.0	19	0	T. Sauerbrun	3
TOTAL	1	19	19.0	19	0	TOTAL	3	150	50.0	41.0	0	TOTAL	1	19	19.0	19	0	TOTAL	3
PUNTING	NO	YDS	AVG	NET	TB	IN20	LG	PUNTING	NO	YDS	AVG	NET	TB	IN20	LG	PUNTING	NO	YDS	AVG
M. Scifres	2	111	55.5	24.3	1	0	60	T. Sauerbrun	3	150	50.0	41.0	0	1	53	M. Scifres	2	111	55.5
[BLOCKED]	1	0	0.0	0.0	0	0	0	[BLOCKED]	1	0	0.0	0.0	0	0	0	[BLOCKED]	1	0	0.0
TOTAL	3	111	37.0	24.3	1	0	60	TOTAL	3	150	50.0	41.0	0	1	53	TOTAL	3	111	37.0
PUNT RETURNS	NO	YDS	AVG	FC	LG	TD	PUNT RETURNS	NO	YDS	AVG	FC	LG	TD	PUNT RETURNS	NO	YDS	AVG	FC	LG
D. Sproles	2	27	13.5	0	23	0	G. Martinez	1	18	18.0	0	18	0	D. Sproles	2	27	13.5	0	23
[DOWNED]	1	0	0.0	0	—	0	[TOUCHBACK]	1	0	0.0	0	—	0	[DOWNED]	1	0	0.0	0	—
RETURNS	2	27	13.5	0	23	0	RETURNS	1	18	18.0	0	18	0	RETURNS	2	27	13.5	0	23
KICKOFF RETURNS	NO	YDS	AVG	FC	LG	TD	KICKOFF RETURNS	NO	YDS	AVG	FC	LG	TD	KICKOFF RETURNS	NO	YDS	AVG	FC	LG
D. Sproles	2	49	24.5	0	27	0	B. Clark	3	70	23.3	0	26	0	D. Sproles	2	49	24.5	0	27
							[TOUCHBACK]	4	0	0.0	0	—	0						
RETURNS	2	49	24.5	0	27	0	RETURNS	3	70	23.3	0	26	0	RETURNS	2	49	24.5	0	27
San Diego Chargers	Fum	Lost	Own Rec.	Yds	TD	Opp. Rec.	Yds	TD	Opp. Rec.	Yds	TD	Opp. Rec.	Yds	TD	Opp. Rec.	Yds	TD	Opp. Rec.	Yds
FUMBLES	Fum	Lost	Own Rec.	Yds	TD	Opp. Rec.	Yds	TD	Opp. Rec.	Yds	TD	Opp. Rec.	Yds	TD	Opp. Rec.	Yds	TD	Opp. Rec.	Yds
M. McCree	0	0	0	0	0	1	0	0	0	0	0	0	0	0	0	0	0	0	0
C. Polk	0	0	0	0	0	1	0	0	0	0	0	0	0	0	0	0	0	0	0
Q. Jammer	0	0	0	0	0	0	1	0	0	0	0	0	0	0	0	0	0	0	0
B. Siler	0	0	0	0	0	0	1	23	1	0									
TOTAL	0	0	0	0	0	2	2	23	1	0									
Denver Broncos	Fum	Lost	Own Rec.	Yds	TD	Opp. Rec.	Yds	TD	Opp. Rec.	Yds	TD	Opp. Rec.	Yds	TD	Opp. Rec.	Yds	TD	Opp. Rec.	Yds
FUMBLES	Fum	Lost	Own Rec.	Yds	TD	Opp. Rec.	Yds	TD	Opp. Rec.	Yds	TD	Opp. Rec.	Yds	TD	Opp. Rec.	Yds	TD	Opp. Rec.	Yds
J. Cutler	1	0	1	-2	0	0	0	0	0	0	0	0	0	0	0	0	0	0	0
B. Clark	1	1	0	0	0	0	0	0	0	0	0	0	0	0	0	0	0	0	0
B. Marshall	1	1	0	0	0	0	0	0	0	0	0	0	0	0	0	0	0	0	0
TOTAL	3	2	1	-2	0	0	0	0	0	0	0	0	0	0	0	0	0	0	0

FINAL TEAM STATISTICS											
		CHARGERS		BRONCOS				CHARGERS		BRONCOS	
TOTAL FIRST DOWNS		20		17		FGs - PATs Had Blocked		0-0		0-0	
By Rushing		7		4		Net Punting Average		24.3		41.0	
By Passing		12		11		TOTAL RETURN YARDAGE (Not Including Kickoffs)		46		18	
By Penalty		1		2		No. and Yards Punt Returns		2-27		1-18	
THIRD DOWN EFFICIENCY		6-10-60%		6-13-46%		No. and Yards Kickoff Returns		2-49		3-70	
FOURTH DOWN EFFICIENCY		0-0-0%		0-3-0%		No. and Yards Interception Returns		1-19		0-18	
TOTAL NET YARDS		484		296		PENALTIES Number and Yards		6-45		3-18	
Total Offensive Plays (inc. times thrown passing)		55		57		FUMBLES Number and Lost		0-0		3-2	
Average gain per offensive play		8.8		5.2		TOUCHDOWNS		5		0	
NET YARDS RUSHING		214		72		Rushing		2		0	
Total Rushing Plays		37		20		Passing		2		0	
Average gain per rushing play		5.8		3.6		Fumbles		1		0	
Tackles for a loss-number and yards		5-15		3-5		EXTRA POINTS Made-Attempts		5-5		0-0	
NET YARDS PASSING		270		224		Kicking Made-Attempts		5-5		0-0	
Times thrown - yards lost attempting to pass		0-0		1-8		FIELD GOALS Made-Attempts		2-2		1-1	
Gross yards passing		270		232		RED ZONE EFFICIENCY		3-5-60%		0-2-0%	
PASS ATTEMPTS-COMPLETIONS-HAD INTERCEPTED		18-13-0		36-23-1		GOALS TO GO EFFICIENCY		0-0-0%		0-0-0%	
Avg gain per pass play (inc. # thrown passing)		15.0		6.1		SAFETIES		0		0	
KICKOFFS Number-In End Zone-Touchbacks		7-6-4		2-2-0		FINAL SCORE		41		3	
PUNTS Number and Average		3-37.0		3-50.0		TIME OF POSSESSION		32:53		27:07	
Had Blocked		1		0							



## Denver 31, Pittsburgh 28

Sunday, Oct. 21, 2007 • 6:23 p.m. MDT • INVESCO Field at Mile High • Denver

WEATHER: Partly Cloudy, 37° • TIME: 3:02 • ATTENDANCE: 77,038

Quarterback Jay Cutler threw a career-high three touchdown passes, helping the Denver Broncos snap a three-game losing streak with a 31-28 victory against the Pittsburgh Steelers on Sunday Night Football in front of 77,038 fans at INVESCO Field at Mile High.

Broncos kicker Jason Elam's 49-yard field goal as time expired was the winning score and represented his third game-winning walk-off field goal of the season. The victory improved Denver's record to 3-3 and was its fifth consecutive win returning from a bye week in the regular season.

Cutler registered a career-best 106.7 passer rating, completing 22-of-29 (75.9%) passes for 248 yards. Three Broncos caught at least five passes from Cutler, whose touchdown throws also were spread out among three players.

Denver's 70 percent success rate (7-of-10) on third downs against the Steelers was its highest in a game since 1993. The club forced three turnovers (2 INTs, 1 FUM) that led to 14 points and totaled four sacks, including two by defensive end Elvis Dumervil.

Steelers quarterback Ben Roethlisberger threw the first of his four touchdown passes to tight end Heath Miller with the 1-yard scoring play capping off the game's first possession. Denver answered the score with Cutler's 15-yard touchdown to wide receiver Brandon Stokley, tying the contest at 7 at 6:17 of the first quarter.

In the second quarter, a 31-yard scramble by Cutler and an unnecessary roughness penalty on Pittsburgh during the play set up full-back Cecil Sapp's 1-yard touchdown reception three plays later.

Denver went ahead 21-7 with 2:31 left in the first half when rookie defensive end Tim Crowder returned a fumble 50 yards for a touchdown. A sack by Dumervil forced the takeaway.

The Steelers made it a one-possession game on Roethlisberger's 13-yard touchdown pass to wide receiver Antonio Holmes at 8:10 of the third quarter. A 1-yard touchdown reception by Tony Scheffler, who finished the game with five catches for 50 yards, increased the Broncos' lead to 28-14 entering the fourth quarter.

Pittsburgh touchdown passes on consecutive drives to begin the final period tied the game at 28 with 1:10 to play.

The Broncos begin their game-winning scoring drive at their 20-yard line and drove to the Pittsburgh 31-yard line with two seconds remaining, setting up Elam's 49-yard game-winning kick. With the field goal, Elam became the first kicker in the NFL since 1994 (Cincinnati's Doug Pelfrey) to account for his team's first three wins of a season with walk-off field goals.

Denver's victory improved its record after the bye week to 15-4 (.789) overall and 11-2 (.846) at home since 1990.

### OFFICIALS:

**Referee** — William F. Carollo (63); **Umpire** — Bill Schuster (129); **Head Linesman** — Paul Weidner (87); **Line Judge** — Gary Arthur (108); **Side Judge** — James Coleman (95); **Field Judge** — Bill Lovett (98); **Back Judge** — Phil Luckett (59); **Replay** — Bob Boylston.

		1	2	3	4	OT	TOTAL		
<b>VISITOR</b>	Pittsburgh Steelers	7	0	7	14	—	28		
<b>HOME</b>	Denver Broncos	7	14	7	3	—	31		

Team	Qtr	Clock Time	PLAY DESCRIPTION (Extra Point) (Drive Info)	SCORE Visitor	Home
STEELERS	1	11:00	H. Miller 1 yd. pass from B. Roethlisberger (J. Reed, kick) (8-60, 4:00)	7	0
BRONCOS	1	6:17	B. Stokley 15 yd. pass from J. Cutler (J. Elam, kick) (9-69, 4:43)	7	7
BRONCOS	2	4:01	C. Sapp 1 yd. pass from J. Cutler (J. Elam, kick) (6-61, 3:15)	7	14
BRONCOS	2	2:31	T. Crowder 50 yd. fumble return (J. Elam, kick)	7	21
STEELERS	3	8:10	S. Holmes 13 yd. pass from B. Roethlisberger (J. Reed, kick) (7-41, 4:11)	14	21
BRONCOS	3	0:00	T. Scheffler 1 yd. pass from J. Cutler (J. Elam, kick) (13-79, 8:10)	14	28
STEELERS	4	10:10	M. Spaeth 13 yd. pass from B. Roethlisberger (J. Reed, kick) (10-94, 4:50)	21	28
STEELERS	4	1:10	H. Miller 12 yd. pass from B. Roethlisberger (J. Reed, kick) (12-78, 6:37)	28	28
BRONCOS	4	0:00	J. Elam 49 yd. Field Goal (7-49, 1:10)	28	31

DENVER BRONCOS											
OFFENSE						DEFENSE					
WR 15	B. Marshall	LE 60	J. Engelberger								
LT 78	M. Lepsis	LT 95	S. Adams								
LG 73	C. Kuper	RT 79	M. Thomas								
C 62	C. Myers	RE 92	E. Dumervil								
RG 70	M. Holland	WLB 52	I. Gold								
RT 64	E. Pears	MLB 55	D. Williams								
TE 89	D. Graham	SLB 58	N. Webster								
WR 14	B. Stokley	LCB 22	D. Foxworth								
QB 6	J. Cutler	RCB 32	D. Bly								
RB 20	T. Henry	SS 25	N. Ferguson								
TE 88	T. Scheffler	FS 47	J. Lynch								

**BRONCOS SUBSTITUTIONS:** K 1 J. Elam, P 10 T. Sauerbrun, WR 17 G. Martinez, RB 26 P. Smith, CB 28 J. Shoute, RB 35 S. Young, RB 37 C. Sapp, S 38 S. Cargile, S 40 C. Cox, CB 41 K. Paymah, LB 51 J. Winborn, LB 53 L. Green, LB 57 J. Beck, G 69 P. Alexander, T 74 R. Harris, TE/LS 83 M. Leach, TE 85 C. Mustard, WR 86 B. Clark, DT 93 A. Burton, DE 94 J. Moss, DE 96 T. Crowder, DT 99 A. McKinley. **DID NOT PLAY:** QB 11 P. Ramsey. **INACTIVE:** S 21 H. Abdullah, RB 23 A. Hall, CB 24 C. Bailey, RB 30 M. Bell, DT 63 A. Gordon, G 72 I. Snell, WR 84 J. Walker, DE 97 S. Rice.

PITTSBURGH STEELERS											
OFFENSE						DEFENSE					
WR 86	H. Ward	DE 91	AA. Smith								
LT 77	M. Smith	NT 98	C. Hampton								
LG 66	A. Faneca	DE 99	B. Keisel								
C 61	S. Mahan	LOLB 53	C. Haggans								
RG 73	K. Simmons	LILB 51	J. Farrior								
RT 74	W. Colon	RILB 50	L. Foote								
TE 83	H. Miller	ROLB 92	J. Harrison								
WR 10	S. Holmes	LCB 24	I. Taylor								
QB 7	B. Roethlisberger	RCB 26	D. Townsend								
HB 39	W. Parker	SS 43	T. Polamalu								
FB 35	D. Kreider	FS 25	R. Clark								

**STEELERS SUBSTITUTIONS:** K 3 J. Reed, P 9 D. Sepulveda, CB 21 R. Colclough, CB 22 W. Gay, S 23 T. Carter, S 27 A. Smith, KR 30 A. Rossum, RB 38 C. Davis, RB 44 N. Davenport, LB 56 L. Woodley, LB 57 C. Kriewaldt, LS 60 G. Warren, OG 68 C. Kemoeatu, DT 76 C. Hoke, OT 78 M. Starks, WR 80 C. Wilson, WR 85 N. Washington, TE 89 M. Spaeth, DE 90 T. Kirschke, DE 93 N. Eason, LB 94 L. Timmons, LB 97 A. Harrison. **DID NOT PLAY:** QB 16 C. Batch. **INACTIVE:** 3QB 2 B. St. Pierre, WR 15 W. Reid, CB 20 B. McFadden, RB 33 G. Russell, LB 54 A. Frazier, G/C 72 D. Stapleton, OT 79 T. Essex, TE 84 J. Tuman.

FINAL INDIVIDUAL STATISTICS																													
Pittsburgh Steelers												Denver Broncos																	
RUSHING	ATT	YDS	AVG	LG	TD							RUSHING	ATT	YDS	AVG	LG	TD												
W. Parker	21	93	4.4	27	0							T. Henry	17	51	3.0	8	0												
B. Roethlisberger	3	20	6.7	11	0							J. Cutler	3	41	13.7	31	0												
N. Davenport	2	6	3.0	3	0							C. Sapp	1	3	3.0	3	0												
												S. Young	2	1	0.5	2	0												
												B. Stokley	1	-6	-6.0	-6	0												
TOTAL	26	119	4.6	27	0							TOTAL	24	90	3.8	31	0												
PASSING	ATT	CMP	YDS	TD	LG	IN	Rtg.							PASSING	ATT	CMP	YDS	TD	LG	IN	Rtg.								
B. Roethlisberger	35	24	290	4/30	4	40	2	108.0							J. Cutler	29	22	248	2/14	3	26	2	106.7						
TOTAL	35	24	290	4/30	4	40	2	108.0							TOTAL	29	22	248	2/14	3	26	2	106.7						
PASS RECEIVING	NO		YDS	AVG	LG	TD							PASS RECEIVING	NO		YDS	AVG	LG	TD										
H. Ward	7		78	11.1	18	0							B. Marshall	6		77	12.8	22	0										
S. Holmes	6		54	9.0	16	1							B. Stokley	5		70	14.0	17	1										
H. Miller	5		50	10.0	27	2							T. Scheffler	5		50	10.0	26	1										
W. Parker	2		34	17.0	22	0							B. Clark	2		14	7.0	7	0										
N. Washington	1		40	40.0	40	0							S. Young	1		16	16.0	16	0										
M. Spaeth	1		13	13.0	13	1							G. Martinez	1		11	11.0	11	0										
C. Wilson	1		12	12.0	12	0							D. Graham	1		9	9.0	9	0										
C. Davis	1		9	9.0	9	0							C. Sapp	1		1	1.0	1	1										
Total	24		290	12.1	40	4							TOTAL	22		248	11.3	26	3										
INTERCEPTIONS	NO		YDS	AVG	LG	TD							INTERCEPTIONS	NO		YDS	AVG	LG	TD										
L. Foote	1		14	14.0	14	0							D. Bly	1		0	0.0	0	0										
A. Smith	1		0	0.0	0	0							D. Williams	1		0	0.0	0	0										
TOTAL	2		14	7.0	14	0							TOTAL	2		0	0.0	0	0										
PUNTING	NO	YDS	AVG	NET	TB	IN20	LG							PUNTING	NO	YDS	AVG	NET	TB	IN20	LG								
D. Sepulveda	2	76	38.0	38.0	0	1	46							T. Sauerbrun	3	155	51.7	46.3	0	1	64								
TOTAL	2	76	38.0	38.0	0	1	46							TOTAL	3	155	51.7	46.3	0	1	64								
PUNT RETURNS	NO	YDS	AVG	FC	LG	TD							PUNT RETURNS	NO	YDS	AVG	FC	LG	TD										
A. Rossum	1	16	16.0	0	16	0							G. Martinez	0	0	0.0	2	—	0										
[OUT OF BOUNDS]	2	0	0.0	0	—	0																							
RETURNS	1	16	16.0	0	16	0							RETURNS	0	0	0.0	2	—	0										
KICKOFF RETURNS	NO	YDS	AVG	FC	LG	TD							KICKOFF RETURNS	NO	YDS	AVG	FC	LG	TD										
A. Rossum	3	48	16.0	0	24	0							S. Young	2	47	23.5	0	25	0										
N. Davenport	1	19	19.0	0	19	0							G. Martinez	1	31	31.0	0	31	0										
[OUT OF BOUNDS]	1	0	0.0	0	—	0							[TOUCHBACK]	2	0	0.0	0	—	0										
RETURNS	4	67	16.8	0	24	0							RETURNS	3	78	26.0	0	31	0										
Pittsburgh Steelers	Own	Opp.										Denver Broncos	Own	Opp.															
FUMBLES	Fum	Lost	Rec.	Yds	TD	FF	Rec.	Yds	TD	Bnds		FUMBLES	Fum	Lost	Rec.	Yds	TD	FF	Rec.	Yds	TD	Bnds							
B. Roethlisberger	1	1	0	0	0	0	0	0	0	0		J. Cutler	1	0	0	0	0	0	0	0	0	0							
L. Foote	0	0	0	0	0	1	0	0	0	0		T. Henry	1	0	0	0	0	0	0	0	0	0							
L. Woodley	0	0	0	0	0	1	0	0	0	0		M. Lepsis	0	0	1	0	0	0	0	0	0	0							
												B. Marshall	0	0	1	0	0	0	0	0	0	0							
												E. Dumervil	0	0	0	0	0	1	0	0	0	0							
												T. Crowder	0	0	0	0	0	0	1	50	1	0							
TOTAL	1	1	0	0	0	2	0	0	0	0		TOTAL	2	0	2	0	0	1	1	50	1	0							



**Green Bay 19, Denver 13 OT****Monday, Oct. 29, 2007 • 6:40 p.m. MDT • INVESCO Field at Mile High • Denver****WEATHER:** Partly Cloudy, 67° • **TIME:** 2:56 • **ATTENDANCE:** 77,160

Quarterback Brett Favre's 82-yard touchdown pass to wide receiver Greg Jennings on the first play of overtime propelled the Green Bay Packers to a 19-13 victory against the Denver Broncos on *Monday Night Football* in front of 77,160 fans at INVESCO Field at Mile High.

Denver sent the game into overtime on kicker Jason Elam's 21-yard field goal as time expired. After Green Bay won the coin toss and returned the kickoff to its 18-yard line to begin the extra period, Favre lofted a pass to Jennings, who caught the ball before racing another 62 yards down the left sideline for the touchdown.

In his first-ever *Monday Night Football* appearance, Broncos quarterback Jay Cutler completed 21-of-34 passes for 264 yards with one touchdown and no interceptions for a 95.7 passer rating. Cutler's 61.8 completion percentage marked his sixth game in a row with a completion mark of at least 60 percent.

The Broncos, who were able to score a touchdown just once in four red zone appearances, were led offensively by running back Selvin Young's 120 yards from scrimmage (71 rush, 49 receiving). Tight end Tony Scheffler accounted for Denver's lone touchdown while wide receiver Brandon Stokley had five receptions for 71 yards.

Scheffler's 5-yard touchdown catch with 3:52 left in the first quarter gave the Broncos an early lead. Green Bay answered the score a play later when Favre found wide receiver James Jones for a 79-yard touchdown to tie the score at 7.

It appeared the Broncos would take the lead in the opening stages of the second quarter when they faced second down at the Green Bay 1-yard line. A mishandled snap, however, was recovered by linebacker Nick Barnett. The Packers drove 98 yards and capitalized off the turnover with a 19-yard field goal by Mason Crosby to take a 10-7 lead at the 7:15 mark of the quarter.

Green Bay extended its lead to 13-7 at halftime on a 26-yard field goal by Crosby with less than two minutes left in the period.

A 45-yard field goal by Elam moved Denver within three, 13-10, of Green Bay late in the third quarter. The Broncos forced punts on the Packers' two fourth-quarter possessions, putting them in position to drive for a potential game-winning touchdown.

After taking over at their own 7-yard line with 2:27 to play, the Broncos faced a first down at the Green Bay 13-yard line with 38 seconds left in regulation. But they were forced to settle for Elam's 21-yard field goal as time expired to send the game into overtime, where Green Bay won the contest on Favre's 82-yard touchdown pass.

Denver linebacker Nate Webster finished with a team-high nine tackles while cornerback Champ Bailey broke up three passes and added eight tackles.

**OFFICIALS:**

**Referee** — Ron Winter (14); **Umpire** — Roy Ellison (81); **Head Linesman** — Tom Stabile (24); **Line Judge** — Tom Stephan (68); **Side Judge** — Tom Hill (97); **Field Judge** — Mike Weir (50); **Back Judge** — Jim Howey (37); **Replay** — Ken Baker.

	1	2	3	4	OT	TOTAL	FIELD GOALS (made / ) missed	
<b>VISITOR</b> Green Bay Packers	7	6	0	0	6	19	M. Crosby	(19) (26)
<b>HOME</b> Denver Broncos	7	0	3	3	0	13	J. Elam	(45) (21)

Team	Qtr	Clock Time	PLAY DESCRIPTION (Extra Point) (Drive Info)	SCORE Visitor	Home
BRONCOS	1	3:52	T. Scheffler 5 yd. pass from J. Cutler (J. Elam, kick) (10-60, 5:24)	0	7
PACKERS	1	3:29	J. Jones 79 yd. pass from B. Favre (M. Crosby, kick) (1-79, 0:23)	7	7
PACKERS	2	7:15	M. Crosby 19 yd. Field Goal (14-98, 7:42)	10	7
PACKERS	2	1:26	M. Crosby 26 yd. Field Goal (13-51, 4:48)	13	7
BRONCOS	3	3:00	J. Elam 45 yd. Field Goal (13-53, 7:39)	13	10
BRONCOS	4	0:00	J. Elam 21 yd. Field Goal (11-89, 2:27)	13	13
PACKERS	5	14:44	G. Jennings 82 yd. pass from B. Favre (1-82, 0:16)	19	13

**DENVER BRONCOS**

OFFENSE		DEFENSE	
WR 15	B. Marshall	LE 60	J. Engelberger
LT 78	M. Lepsis	LT 95	S. Adams
LG 73	C. Kuper	RT 99	A. McKinley
C 62	C. Myers	RE 92	E. Dumervil
RG 70	M. Holland	WLB 52	I. Gold
RT 64	E. Pears	MLB 55	D. Williams
TE 89	D. Graham	SLB 58	N. Webster
TE 85	C. Mustard	LCB 24	C. Bailey
QB 6	J. Cutler	RCB 32	D. Bly
RB 35	S. Young	SS 22	D. Foxworth
TE 88	T. Scheffler	FS 47	J. Lynch

**BRONCOS SUBSTITUTIONS:** K 1 J. Elam, P 10 T. Sauerbrun, WR 14 B. Stokley, WR 17 G. Martinez, RB 23 A. Hall, S 25 N. Ferguson, RB 26 P. Smith, RB 37 C. Sapp, S 38 S. Cargile, S 40 C. Cox, CB 41 K. Paymah, LB 51 J. Winborn, LB 53 L. Green, LB 57 J. Beck, G 69 P. Alexander, T 74 R. Harris, DT 79 M. Thomas, TE/LS 83 M. Leach, WR 86 B. Clark, DT 93 A. Burton, DE 96 T. Crowder, DE 97 S. Rice. **DID NOT PLAY:** QB 11 P. Ramsey. **INACTIVE:** RB 20 T. Henry, S 21 H. Abdullah, CB 28 J. Shoaie, RB 30 M. Bell, DT 63 A. Gordon, G 72 I. Snell, WR 84 J. Walker, DE 94 J. Moss.

**GREEN BAY PACKERS**

OFFENSE		DEFENSE	
WR 85	G. Jennings	LE 74	A. Kampman
LT 76	C. Clifton	LT 79	R. Pickett
LG 73	D. Colledge	RT 99	C. Williams
C 72	J. Spitz	RE 77	C. Jenkins
RG 75	T. Moll	WLB 50	A. Hawk
RT 65	M. Tauscher	MLB 56	N. Barnett
TE 86	D. Lee	SLB 51	B. Poppinga
WR 80	D. Driver	LCB 21	C. Woodson
QB 4	B. Favre	RCB 31	A. Harris
RB 42	D. Wynn	SS 20	A. Bigby
FB 35	K. Hall	FS 36	N. Collins

**PACKERS SUBSTITUTIONS:** K 2 M. Crosby, P 9 J. Ryan, WR 19 S. Bodiford, CB 24 J. Bush, RB 25 R. Grant, S 26 C. Peprah, FB 30 J. Kuhn, RB 34 V. Morency, S 37 A. Rouse, CB 38 T. Williams, LB 55 D. Bishop, DE 57 J. Hunter, LB 59 T. White, LS 60 R. Davis, G 78 A. Barbre, WR 82 R. Martin, TE 87 R. Krause, WR 89 J. Jones, DT 90 C. Cole, DE 94 K. Gbaja-Biamila, DT 97 J. Jolly. **DID NOT PLAY:** QB 12 A. Rodgers, G/T 62 J. Coston. **INACTIVE:** CB 27 W. Blackmon, RB 32 B. Jackson, CB 41 F. Walker, C 63 S. Wells, TE 88 B. Franks, DT 91 J. Harrell, DT 95 D. Muir, DE 96 M. Montgomery.

**FINAL INDIVIDUAL STATISTICS**

Green Bay Packers													Denver Broncos												
RUSHING		ATT	YDS	AVG	LG	TD	RUSHING		ATT	YDS	AVG	LG	TD												
R. Grant		22	104	4.7	24	0	S. Young		18	71	3.9	18	0												
V. Morency		2	8	4.0	8	0	A. Hall		3	10	3.3	6	0												
D. Wynn		1	1	1.0	1	0	J. Cutler		3	7	2.3	7	0												
B. Favre		2	-8	-4.0	-1	0																			
TOTAL		27	105	3.9	24	0	TOTAL		24	88	3.7	18	0												
PASSING		ATT	CMP	YDS	TD	LG	IN	Rtg.	PASSING		ATT	CMP	YDS	TD	LG	IN	Rtg.								
B. Favre		27	21	331	1/6	2	82	0	142.4	J. Cutler		34	21	264	2/17	1	35	0							
										B. Marshall		0	0	0	1/3	0	0.0								
TOTAL		27	21	331	1/6	2	82	0	142.4	TOTAL		34	21	264	3/20	1	35	0							
PASS RECEIVING		NO		YDS	AVG	LG	TD	PASS RECEIVING		NO		YDS	AVG	LG	TD										
G. Jennings		6		141	23.5	82	1	S. Young		6		49	8.2	24	0										
J. Jones		3		107	35.7	79	1	B. Stokley		5		71	14.2	22	0										
D. Lee		3		34	11.3	14	0	B. Marshall		3		74	24.7	35	0										
D. Driver		3		28	9.3	17	0	T. Scheffler		3		28	9.3	12	1										
R. Grant		3		7	2.3	8	0	D. Graham		2		20	10.0	12	0										
V. Morency		2		12	6.0	9	0	G. Martinez		1		18	18.0	18	0										
K. Hall		1		2	2.0	2	0	C. Sapp		1		4	4.0	4	0										
TOTAL		21		331	15.8	82	2	TOTAL		21		264	12.6	35	1										
INTERCEPTIONS		NO		YDS	AVG	LG	TD	INTERCEPTIONS		NO		YDS	AVG	LG	TD										
TOTAL		0		0	0.0	—	0	TOTAL		0		0	0.0	—	0										
PUNTING		NO	YDS	AVG	NET	TB	IN20	LG	PUNTING		NO	YDS	AVG	NET	TB	IN20	LG								
J. Ryan		4	209	52.3	35.8	2	1	61	T. Sauerbrun		4	182	45.5	37.3	1	1	54								
TOTAL		4	209	52.3	35.8	2	1	61	TOTAL		4	182	45.5	37.3	1	1	54								
PUNT RETURNS		NO	YDS	AVG	FC	LG	TD	PUNT RETURNS		NO	YDS	AVG	FC	LG	TD										
C. Woodson		2	13	6.5	0	8	0	G. Martinez		1	26	26.0	1	26	0										
[DOWNED]		1	0	0.0	0	—	0	[TOUCHBACK]		2	0	0.0	0	—	0										
[TOUCHBACK]		1	0	0.0	0	—	0																		
RETURNS		2	13	6.5	0	8	0	RETURNS		1	26	26.0	1	26	0										
KICKOFF RETURNS		NO	YDS	AVG	FC	LG	TD	KICKOFF RETURNS		NO	YDS	AVG	FC	LG	TD										
T. Williams		2	42	21.0	0	22	0	A. Hall		2	49	24.5	0	28	0										
S. Bodiford		1	19	19.0	0	19	0	[TOUCHBACK]		2	0	0.0	0	—	0										
[TOUCHBACK]		1	0	0.0	0	—	0																		
RETURNS		3	61	20.3	0	22	0	RETURNS		2	49	24.5	0	28	0										
Green Bay Packers		Own				Opp.		Denver Broncos <th colspan="2">Own</th> <td colspan="2"></td> <th colspan="2">Opp.</th> <td colspan="2">Out</td>		Own				Opp.		Out									
FUMBLES	Fum	Lost	Rec.	Yds	TD	FF	Rec.	Yds	TD	FUMBLEs	Fum	Lost	Rec.	Yds	TD	FF	Rec.	Yds	TD	Bnds					
B. Favre	1	0	1	0	0	0	0	0	0	J. Cutler	1	1	0	0	0	0	0	0	0	0					
N. Barnett	0	0	0	0	0	0	1	0	0																
TOTAL	1	0	1	0	0	0	1	0	0	TOTAL	1	1	0	0	0	0	0	0	0	0					

**FINAL TEAM STATISTICS**

	PACKERS	BRONCOS		PACKERS	BRONCOS
TOTAL FIRST DOWNS	20	24	FGs - PATs Had Blocked	0-0	0-0
By Rushing	4	3	Net Punting Average	35.8	37.3
By Passing	13	15	TOTAL RETURN YARDAGE (Not Including Kickoffs)	13	26
By Penalty	3	6	No. and Yards Punt Returns	2-13	1-26
THIRD DOWN EFFICIENCY	4-10-40%	3-10-30%	No. and Yards Kickoff Returns	3-61	2-49
FOURTH DOWN EFFICIENCY	0-0-0%	1-1-100%	No. and Yards Interception Returns	0-0	0-0
TOTAL NET YARDS	430	332	PENALTIES Number and Yards	13-103	9-63
Total Offensive Plays (inc. times thrown passing)	55	61	FUMBLES Number and Loss	1-0	1-1
Average gain per offensive play	7.8	5.4	TOUCHDOWNS	2	1
NET YARDS RUSHING	105	88	Rushing	0	0
Total Rushing Plays	27	24	Passing	2	2
Average gain per rushing play	3.9	3.7	EXTRA POINTS Made-Attempts	1-1	1-1
Tackles for a loss-number and yards	2-9	3-12	Kicking Made-Attempts	1-1	1-1
NET YARDS PASSING	325	244	FIELD GOALS Made-Attempts	2-2	2-2
Times thrown - yards lost attempting to pass	1-6	3-20	RED ZONE EFFICIENCY	0-2-0%	1-4-25%
Gross yards passing	331	264	GOAL TO GO EFFICIENCY	0-2-0%	1-2-50%
PASS ATTEMPTS-COMPLETIONS-HAD INTERCEPTED	27-21-0	34-21-0	SAFETIES	0	0
Avg gain per pass play (inc.# thrown passing)	11.6	6.6	FINAL SCORE	19	13
KICKOFFS Number-In End Zone-Touchbacks	4-4-2	4-3-1	TIME OF POSSESSION	30:41	29:35
PUNTS Number and Average	4-52.3	4-45.5			
Had Blocked	0	0			



## Detroit 44, Denver 7

Sunday, Nov. 4, 2007 • 1:02 p.m. EST • Ford Field • Detroit

WEATHER: Indoors • TIME: 3:23 • ATTENDANCE: 60,783

The Denver Broncos were unable to overcome four giveaways that led to 21 points in their 44-7 loss to the Detroit Lions in front of 60,783 fans at Ford Field.

Broncos quarterback Jay Cutler was forced out of the game when he suffered a lower left leg injury on a sack early in the second quarter. He was replaced by Patrick Ramsey, who in his first significant game action in more than a year, completed 29-of-46 passes for 262 yards with one touchdown and one interception.

Ramsey's 2-yard touchdown pass to wide receiver Brandon Stokley with 2:31 left in the game marked the only scoring play for the Broncos. Denver was penalized 12 times for 84 yards and fumbled four times with the Lions recovering three of those miscues.

Wide receiver Brandon Marshall (9 catches for 96 yards) and tight end Tony Scheffler (6 catches for 46 yards) each posted career-high reception totals for the Broncos. Defensive end Elvis Dumervil also notched his seventh sack of the season.

Following a Broncos three-and-out to begin the game, Detroit took a 3-0 lead on Jason Hanson's 43-yard field at the 7:06 mark of the first quarter. Another Hanson field goal, from 53 yards out, in the opening stages of the second period extended the Lions' lead to 6-0.

Quarterback Jon Kitna led Detroit on a 12-play, 83-yard scoring drive capped off by a 15-yard touchdown pass to wide receiver Mike Furrey that put the Lions ahead 13-0 later in the second quarter. Hanson's third field goal of the game sent the Lions into halftime leading the Broncos by a 16-0 margin.

Denver's second possession of the third quarter got off to a shaky start when Detroit defensive end Corey Smith jarred the ball away from Ramsey on a sack. It was recovered by defensive end Dewayne White, who returned the takeaway three yards for a touchdown.

Kitna's second touchdown pass of the game, a 49-yarder to wide receiver Shaun McDonald, gave the Lions a 30-0 advantage with 6:35 left in the third quarter.

The Lions turned another Broncos giveaway into a touchdown early in the fourth quarter when defensive tackle Shaun Rogers returned an interception 66 yards for a score. Detroit extended its lead to 44-0 on its next series when running back T.J. Duckett scored on a 3-yard run with 5:15 to play.

Ramsey guided the Broncos on a nine-play, 60-yard touchdown drive following that Detroit score. He completed 7-of-9 passes for 63 yards on the drive, including his 2-yard touchdown to Stokley with 2:31 remaining in the contest.

Denver finished the game outgaining Detroit 139-37 yards in the fourth quarter, including a 100-0 passing yardage advantage.

### OFFICIALS:

**Referee** — Jerome Boger (23); **Umpire** — Garth Defelice (53); **Head Linesman** — Jerry Bergman (91); **Line Judge** — Jeff Bergman (32); **Side Judge** — Joe Larrew (73); **Field Judge** — Scott Steenson (88); **Back Judge** — Bob Waggoner (25); **Replay** — Dick Creed.

	1	2	3	4	OT	TOTAL	FIELD GOALS (made / ) missed	
<b>VISITOR</b> Denver Broncos	0	0	0	7	—	7	J. Elam	48LU
<b>HOME</b> Detroit Lions	3	13	14	14	—	44	J. Hanson	(43) (53) (38)

Team	Qtr	Clock Time	PLAY DESCRIPTION (Extra Point) (Drive Info)	SCORE Visitor Home
LIONS	1	7:06	J. Hanson 43 yd. Field Goal (12-65, 5:51)	0 3
LIONS	2	14:09	J. Hanson 53 yd. Field Goal (10-26, 4:18)	0 6
LIONS	2	4:59	M. Furrey 15 yd. pass from J. Kitna (J. Hanson, kick) (12-83, 6:15)	0 13
LIONS	2	0:35	J. Hanson 38 yd. Field Goal (10-60, 2:20)	0 16
LIONS	3	11:07	D. White 3 yd. fumble return (J. Hanson, kick)	0 23
LIONS	3	6:35	S. McDonald 49 yd. pass from J. Kitna (J. Hanson, kick) (2-95, 0:59)	0 30
LIONS	4	8:03	S. Rogers 66 yd. interception return (J. Hanson, kick)	0 37
LIONS	4	5:15	T. Duckett 3 yd. run (J. Hanson, kick) (4-34, 2:37)	0 44
BRONCOS	4	2:31	B. Stokley 2 yd. pass from P. Ramsey (J. Elam, kick) (9-60, 2:44)	7 44

### DENVER BRONCOS

OFFENSE			DEFENSE		
WR 15	B. Marshall	LE 60	J. Engelberger		
LT 78	M. Lepsis	LT 95	S. Adams		
LG 73	C. Kuper	RT 99	A. McKinley		
C 62	C. Myers	RE 92	E. Dumervil		
RG 70	M. Holland	WLB 52	I. Gold		
RT 64	E. Pears	MLB 55	D. Williams		
TE 89	D. Graham	SLB 58	N. Webster		
WR 14	B. Stokley	LCB 24	C. Bailey		
QB 6	J. Cutler	RCB 32	D. Bly		
TE 88	T. Scheffler	SS 25	N. Ferguson		
HB 20	T. Henry	FS 22	D. Foxworth		

**BRONCOS SUBSTITUTIONS:** K 1 J. Elam, P 10 T. Sauerbrun, QB 11 P. Ramsey, WR 17 G. Martinez, S 21 H. Abdullah, RB 23 A. Hall, RB 26 P. Smith, CB 28 J. Shoute, RB 35 S. Young, RB 37 C. Sapp, S 38 S. Cargile, CB 41 K. Paymah, LB 51 J. Winborn, LB 53 L. Green, LB 57 J. Beck, G 69 P. Alexander, T 74 R. Harris, DT 79 M. Thomas, TE/LB 83 M. Leach, WR 86 B. Clark, DT 93 A. Burton, DE 96 T. Crowder, DE 97 S. Rice. **DID NOT PLAY:** None. **INACTIVE:** RB 30 M. Bell, S 40 C. Cox, S 47 J. Lynch, DT 63 A. Gordon, G 72 I. Snell, WR 84 J. Walker, TE 85 C. Mustard, DE 94 J. Moss.

### DETROIT LIONS

OFFENSE			DEFENSE		
WR 11	R. Williams	LE 95	J. DeVries		
LT 76	J. Backus	NT 92	S. Rogers		
LG 64	E. Mulitalo	UT 78	C. Redding		
C 51	D. Raiola	RE 99	D. White		
RG 66	S. Peterman	WLB 50	E. Sims		
RT 73	J. Scott	MLB 53	P. Lenon		
TE 49	S. McHugh	SLB 97	B. Bailey		
WR 87	M. Furrey	LCB 25	F. Bryant		
QB 8	J. Kitna	RCB 21	T. Fisher		
FB 82	C. Fitzsimmons	FS 42	G. Alexander		
HB 34	K. Jones	SS 26	K. Kennedy		

**LIONS SUBSTITUTIONS:** P 2 N. Harris, K 4 J. Hanson, QB 14 J. O'Sullivan, WR 17 T. Walters, CB 23 K. Smith, CB 31 S. Wilson, S 35 L. Hicks, RB 36 A. Cason, FB 40 J. Bradley, S 44 I. Bashir, RB 45 T. Duckett, LS 48 D. Muhlbach, LB 52 A. Cannon, LB 54 T. Lehman, LB 59 A. Lewis, G 65 D. Woody, T 72 G. Foster, DT 75 S. Cody, DT 79 L. Moore, WR 81 C. Johnson, WR 84 S. McDonald, DE 93 C. Smith. **DID NOT PLAY:** TE 83 C. Anderson. **INACTIVE:** QB 6 B. Orlovsky, RB 28 T. Bell, CB 33 D. Edwards, CB 41 T. Beckham, G 67 B. Saipala, G 71 M. Ramirez, DE 91 I. Alama-Francis, DE 98 K. Edwards.

### FINAL INDIVIDUAL STATISTICS

Denver Broncos											Detroit Lions																								
RUSHING	ATT	YDS	AVG	LG	TD	RUSHING	ATT	YDS	AVG	LG	TD	RUSHING	ATT	YDS	AVG	LG	TD	RUSHING	ATT	YDS	AVG	LG	TD												
T. Henry	9	31	3.4	22	0	K. Jones	17	71	4.2	12	0	T. Duckett	5	48	9.6	22	1	T. Henry	9	31	3.4	22	0												
S. Young	6	12	2.0	6	0	A. Cason	2	8	4.0	5	0	A. Cason	2	8	4.0	5	0	S. Young	6	12	2.0	6	0												
P. Ramsey	1	4	4.0	4	0	S. McDonald	1	6	6.0	6	0	S. McDonald	1	6	6.0	6	0	P. Ramsey	1	4	4.0	4	0												
						J. Kitna	1	5	5.0	5	0	J. Kitna	1	5	5.0	5	0																		
						J. Bradley	1	1	1.0	1	0	J. Bradley	1	1	1.0	1	0																		
						J. O'Sullivan	1	-1	-1.0	-1	0	J. O'Sullivan	1	-1	-1.0	-1	0																		
						R. Williams	1	-8	-8.0	-8	0	R. Williams	1	-8	-8.0	-8	0																		
TOTAL	16	47	2.9	22	0	TOTAL	29	130	4.5	22	1	TOTAL	29	130	4.5	22	1	TOTAL	16	47	2.9	22	0												
PASSING	ATT	CMP	YDS	TD	INT	Rtg.	PASSING	ATT	CMP	YDS	TD	INT	Rtg.	PASSING	ATT	CMP	YDS	TD	INT	Rtg.	PASSING	ATT	CMP	YDS	TD	INT	Rtg.								
P. Ramsey	46	29	262	3/13	1	21	1	76.5	J. Kitna	31	16	252	1/6	2	49	0	100.5	P. Ramsey	46	29	262	3/13	1	21	1	76.5	J. Kitna	31	16	252	1/6	2	49	0	100.5
J. Cutler	4	3	20	2/13	0	9	0	85.4										J. Cutler	4	3	20	2/13	0	9	0	85.4									
TOTAL	50	32	282	5/26	1	21	1	77.3	TOTAL	31	16	252	1/6	2	49	0	100.5	TOTAL	50	32	282	5/26	1	21	1	77.3	TOTAL	31	16	252	1/6	2	49	0	100.5
PASS RECEIVING	NO	YDS	AVG	LG	TD	PASS RECEIVING	NO	YDS	AVG	LG	TD	PASS RECEIVING	NO	YDS	AVG	LG	TD	PASS RECEIVING	NO	YDS	AVG	LG	TD												
B. Marshall	9	96	10.7	16	0	S. McDonald	5	78	15.6	49	1	B. Marshall	9	96	10.7	16	0	S. McDonald	5	78	15.6	49	1												
T. Scheffler	6	46	7.7	15	0	C. Johnson	3	47	15.7	20	0	T. Scheffler	6	46	7.7	15	0	C. Johnson	3	47	15.7	20	0												
B. Stokley	4	32	8.0	18	1	R. Williams	3	44	14.7	21	0	B. Stokley	4	32	8.0	18	1	R. Williams	3	44	14.7	21	0												
D. Graham	3	42	14.0	21	0	M. Furrey	3	32	10.7	15	1	D. Graham	3	42	14.0	21	0	M. Furrey	3	32	10.7	15	1												
G. Martinez	3	27	9.0	12	0	S. McHugh	1	46	46.0	46	0	G. Martinez	3	27	9.0	12	0	S. McHugh	1	46	46.0	46	0												
S. Young	2	15	7.5	9	0	K. Jones	1	5	5.0	5	0	S. Young	2	15	7.5	9	0	K. Jones	1	5	5.0	5	0												
T. Henry	2	13	6.5	7	0							T. Henry	2	13	6.5	7	0																		
B. Clark	2	9	4.5	5	0							B. Clark	2	9	4.5	5	0																		
C. Sapp	1	2	2.0	2	0							C. Sapp	1	2	2.0	2	0																		
TOTAL	32	282	8.8	21	1	TOTAL	16	252	15.8	49	2	TOTAL	32	282	8.8	21	1	TOTAL	16	252	15.8	49	2												
INTERCEPTIONS	NO	YDS	AVG	LG	TD	INTERCEPTIONS	NO	YDS	AVG	LG	TD	INTERCEPTIONS	NO	YDS	AVG	LG	TD	INTERCEPTIONS	NO	YDS	AVG	LG	TD												
S. Rogers	1	66	66.0	66	1	S. Rogers	1	66	66.0	66	1	S. Rogers	1	66	66.0	66	1	S. Rogers	1	66	66.0	66	1												
TOTAL	0	0	0.0	—	0	TOTAL	1	66	66.0	66	1	TOTAL	0	0	0.0	—	0	TOTAL	1	66	66.0	66	1												
PUNTING	NO	YDS	AVG	NET	TB	IN20	LG	PUNTING	NO	YDS	AVG	NET	TB	IN20	LG	PUNTING	NO	YDS	AVG	NET	TB	IN20	LG												
T. Sauerbrun	5	225	45.0	41.0	1	3	59	T. Sauerbrun	5	225	45.0	41.0	1	3	59	T. Sauerbrun	5	225	45.0	41.0	1	3	59												
TOTAL	5	225	45.0	41.0	1	3	59	TOTAL	5	225	45.0	41.0	1	3	59	TOTAL	5	225	45.0	41.0	1	3	59												
PUNT RETURNS	NO	YDS	AVG	FC	LG	TD	PUNT RETURNS	NO	YDS	AVG	FC	LG	TD	PUNT RETURNS	NO	YDS	AVG	FC	LG	TD															
G. Martinez	1	4	4.0	1	4	0	G. Martinez	1	4	4.0	1	4	0	G. Martinez	1	4	4.0	1	4	0															
[OUT OF BOUNDS]	1	0	0.0	—	0	0	[OUT OF BOUNDS]	1	0	0.0	—	0	0	[OUT OF BOUNDS]	1	0	0.0	—	0	0															
RETURNS	1	4	4.0	1	4	0	RETURNS	1	0	0.0	2	0	0	RETURNS	1	0	0.0	2	0	0															
KICKOFF RETURNS	NO	YDS	AVG	FC	LG	TD	KICKOFF RETURNS	NO	YDS	AVG	FC	LG	TD	KICKOFF RETURNS	NO	YDS	AVG	FC	LG	TD															
A. Hall	4	116	29.0	0	34	0	A. Hall	4	116	29.0	0	34	0	A. Hall	4	116	29.0	0	34	0															
G. Martinez	2	41	20.5	0	25	0	G. Martinez	2	41	20.5	0	25	0	G. Martinez	2	41	20.5	0	25	0															
[OUT OF BOUNDS]	1	0	0.0	—	0	0	[OUT OF BOUNDS]	1	0	0.0	—	0	0	[OUT OF BOUNDS]	1	0	0.0	—	0	0															
[TOUCHBACK]	1	0	0.0	0	—	0	[TOUCHBACK]	1	0	0.0	0	—	0	[TOUCHBACK]	1	0	0.0	0	—	0															
RETURNS	6	157	26.2	0	34	0	RETURNS	2	42	21.0	0	33	0	RETURNS	6	157	26.2	0	33	0															
Denver Broncos	Fum	Lost	Own Rec.	Yds	TD	FF	Opp. Rec.	Yds	TD	Out Bnds	Detroit Lions	Fum	Lost	Own Rec.	Yds	TD	FF	Opp. Rec.	Yds	TD	Out Bnds														
FUMBLES											FUMBLES																								
P. Ramsey	2	1	1	0	0	0	0	0	0	0	T. Duckett	1	0	1	0	0	0	0	0	0	0														
B. Clark	1	1	0	0	0	0	0	0	0	0	T. Walters	1	0	1	0	0	0	0	0	0	0														
T. Scheffler	1	1	0	0	0	0	0	0	0	0	J. Bradley	1	1	0	0	0	0	0	0	0	0														
D. Williams	0	0	0	0	0	1	1	1	0	0	TEAM	0	0	0	0	0	3	3	3	1	0														
TOTAL	4	3	1	0	0	1	1	1	0	0	TOTAL	3	1	2	0	0	3	3	3	1	0														



## Denver 27, Kansas City 11

Sunday, Nov. 11, 2007 • 12:00 p.m. CST • Arrowhead Stadium • Kansas City, Mo.

WEATHER: Overcast, 69°, Wind S 15 mph • TIME: 3:09 • ATTENDANCE: 77,368

The Denver Broncos earned their first win in Kansas City since the 2002 season with a 27-11 victory against the Chiefs in front of 77,368 fans at Arrowhead Stadium.

Denver posted a season-high four takeaways (3 INTs, 1 FUM) that led to 14 points and finished the game with a +3 turnover ratio. Rookie running back Selvin Young had the first 100-yard rushing game (109 yds.) of his career, becoming the 12th different Bronco to reach that mark in a regular-season game since 1995. His performance also marked the first 100-yard rushing game by a Bronco in Kansas City in five years.

Defensively, Broncos cornerbacks Champ Bailey, Dré Bly and Karl Paymah each recorded one interception while linebacker Nate Webster scored the first touchdown of his career on a 17-yard fumble recovery. Denver held the Chiefs to 67 yards on 22 carries (3.0 avg.) and kept them out of the end zone on both of their red zone appearances.

The Broncos took a 3-0 lead on the game's first series when kicker Jason Elam made a 44-yard field goal with 11:12 left in the first quarter. Kansas City capitalized on Denver's lone giveaway of the game later in the quarter, tying the game at 3 on Dave Rayner's 38-yard field goal following an interception.

Another Denver miscue, in the form of a blocked punt by Chiefs safety Bernard Pollard that went out of the end zone for a safety, put the Chiefs ahead 5-3 in the early stages of the second quarter.

The Broncos and Chiefs swapped field goals later in the first half, sending Kansas City into halftime with an 8-6 lead. Elam's 50-yard field goal in the second quarter was his 37th of at least 50 yards for his career, a total that is the second highest in NFL history.

Touchdowns on back-to-back plays from scrimmage put the Broncos up 20-8 with 13:23 remaining in the third quarter. The first touchdown of Young's career, a 20-yard run, was followed by Webster's 17-yard fumble recovery for a score. That takeaway resulted from a fumble forced by Denver defensive end Elvis Dumervil on his sack.

Kansas City entered the fourth quarter trailing by nine, 20-11, after a 39-yard field goal by Rayner. Denver put the game away on its first offensive series of the final period when quarterback Jay Cutler found tight end Daniel Graham for an 18-yard touchdown with 10:44 left in the contest. The scoring reception marked Graham's first touchdown as a Bronco.

The Broncos' defense preserved their lead late in the game, forcing a punt, interception and turnover on downs during the Chiefs' final three series. Linebacker D.J. Williams led Denver in tackles for the seventh time on the year with 12 stops.

### OFFICIALS:

**Referee** — Tony Corrente (99); **Umpire** — Steve Wilson (29); **Head Linesman** — John McGrath (120); **Line Judge** — Ron Blum (7); **Side Judge** — Dyrrol Prioleau (109); **Field Judge** — Craig Wrolstad (4); **Back Judge** — Don Carey (126); **Replay** — Bob Mantoath.

		1	2	3	4	OT	TOTAL	FIELD GOALS (made ( ) missed)		
VISITOR	Denver Broncos	3	3	14	7	—	27	J. Elam	(44) (50)	
HOME	Kansas City Chiefs	3	5	3	0	—	11	D. Rayner	(38) (36) (39) 53WL	
Team	Qtr	Clock Time	PLAY DESCRIPTION (Extra Point) (Drive Info)				SCORE Visitor Home			
BRONCOS	1	11:12	J. Elam 44 yd. Field Goal (8-42, 3:48)				3		0	
CHIEFS	1	5:38	D. Rayner 38 yd. Field Goal (6-19, 1:20)				3		3	
CHIEFS	2	14:35	Punt blocked by B. Pollard out of bounds in end zone for a Safety				3		5	
BRONCOS	2	9:18	J. Elam 50 yd. Field Goal (10-34, 3:40)				6		5	
CHIEFS	2	2:40	D. Rayner 36 yd. Field Goal (11-57, 6:38)				6		8	
BRONCOS	3	13:32	S. Young 20 yd. run (J. Elam, kick) (3-31, 1:07)				13		8	
BRONCOS	3	13:23	N. Webster 17 yd. fumble return (J. Elam, kick)				20		8	
CHIEFS	3	6:55	D. Rayner 39 yd. Field Goal (13-52, 6:28)				20		11	
BRONCOS	4	10:44	D. Graham 18 yd. pass from J. Cutler (J. Elam, kick) (6-57, 3:31)				27		11	

### FINAL INDIVIDUAL STATISTICS

Denver Broncos											Kansas City Chiefs																											
RUSHING	ATT	YDS	AVG	LG	TD	RUSHING	ATT	YDS	AVG	LG	TD	S. Young	20	109	5.5	34	1	P. Holmes	20	65	3.3	11	0	J. Cutler	3	21	7.0	13	0	K. Smith	2	2	1.0	1	0			
A. Hall	5	9	1.8	4	0							A. Hall	5	9	1.8	4	0							P. Ramsey	1	2	2.0	2	0									
P. Ramsey	1	2	2.0	2	0							P. Ramsey	1	2	2.0	2	0							TOTAL	29	141	4.9	34	1	TOTAL	22	67	3.0	11	0			
TOTAL	29	141	4.9	34	1	TOTAL	22	67	3.0	11	0	TOTAL	29	141	4.9	34	1	TOTAL	22	67	3.0	11	0	TOTAL	29	141	4.9	34	1	TOTAL	22	67	3.0	11	0			
PASSING	ATT	CMP	YDS	TD	LG	INT	Rtg.	PASSING	ATT	CMP	YDS	TD	LG	INT	Rtg.	P. Cutler	29	17	192	1/6	1	38	1	P. Ramsey	2	0	0/0	0	0	B. Croy	30	17	162	2/21	0	18	1	57.9
P. Ramsey	2	0	0/0	0	0	0	39.6	D. Huard	15	6	83	2/7	0	23	2	18.9	P. Ramsey	2	0	0/0	0	0	0	P. Ramsey	2	0	0/0	0	0	D. Huard	15	6	83	2/7	0	23	2	18.9
TOTAL	31	17	192	1/6	1	38	1	70.9	TOTAL	45	23	245	4/28	0	23	3	39.6	TOTAL	31	17	192	1/6	1	38	1	70.9	TOTAL	31	17	192	1/6	1	38	1	70.9			
PASS RECEIVING	NO	YDS	AVG	LG	TD	PASS RECEIVING	NO	YDS	AVG	LG	TD	B. Marshall	6	85	14.2	38	0	B. Bowe	9	105	11.7	23	0	E. Scheffler	4	31	7.8	12	0	E. Kennison	3	34	11.3	13	0			
B. Marshall	6	85	14.2	38	0	E. Scheffler	4	31	7.8	12	0	E. Scheffler	4	31	7.8	12	0	E. Kennison	3	34	11.3	13	0	S. Young	3	20	6.7	11	0	T. Gonzalez	3	29	9.7	10	0			
S. Young	3	20	6.7	11	0	T. Gonzalez	3	29	9.7	10	0	S. Young	3	20	6.7	11	0	T. Gonzalez	3	29	9.7	10	0	B. Stokley	2	36	18.0	23	0	J. Webb	2	33	16.5	17	0			
B. Stokley	2	36	18.0	23	0	J. Webb	2	33	16.5	17	0	B. Stokley	2	36	18.0	23	0	J. Webb	2	33	16.5	17	0	D. Graham	2	20	10.0	18	1	P. Holmes	2	14	7.0	8	0			
D. Graham	2	20	10.0	18	1	P. Holmes	2	14	7.0	8	0	D. Graham	2	20	10.0	18	1	P. Holmes	2	14	7.0	8	0						K. Smith	2	7	3.5	9	0				
						K. Smith	2	7	3.5	9	0							K. Smith	2	7	3.5	9	0						S. Parker	1	12	12.0	12	0				
						S. Parker	1	12	12.0	12	0							S. Parker	1	12	12.0	12	0						K. Wilson	1	11	11.0	11	0				
						K. Wilson	1	11	11.0	11	0							K. Wilson	1	11	11.0	11	0						TOTAL	23	245	10.7	23	0				
TOTAL	17	192	11.3	38	1	TOTAL	23	245	10.7	23	0	TOTAL	17	192	11.3	38	1	TOTAL	23	245	10.7	23	0	TOTAL	17	192	11.3	38	1	TOTAL	23	245	10.7	23	0			
INTERCEPTIONS	NO	YDS	AVG	LG	TD	INTERCEPTIONS	NO	YDS	AVG	LG	TD	D. Bly	1	18	18.0	18	0	D. Johnson	1	12	12.0	12	0	C. Bailey	1	3	3.0	3	0									
D. Bly	1	18	18.0	18	0	D. Johnson	1	12	12.0	12	0	D. Bly	1	18	18.0	18	0	D. Johnson	1	12	12.0	12	0	C. Bailey	1	3	3.0	3	0									
C. Bailey	1	3	3.0	3	0							C. Bailey	1	3	3.0	3	0							K. Paymah	1	0	0.0	0	0									
K. Paymah	1	0	0.0	0	0							K. Paymah	1	0	0.0	0	0																					
TOTAL	3	21	7.0	18	0	TOTAL	1	12	12.0	12	0	TOTAL	3	21	7.0	18	0	TOTAL	1	12	12.0	12	0	TOTAL	3	21	7.0	18	0	TOTAL	1	12	12.0	12	0			
PUNTING	NO	YDS	AVG	NET	TB	IN20	LG	PUNTING	NO	YDS	AVG	NET	TB	IN20	LG	T. Sauerbrun	4	182	45.5	33.6	0	3	58	[BLOCKED]	1	0	0.0	0	0	D. Colquitt	3	131	43.7	45.3	0	1	54	
T. Sauerbrun	4	182	45.5	33.6	0	3	58	D. Colquitt	3	131	43.7	45.3	0	1	54	[BLOCKED]	1	0	0.0	0	0	—		[BLOCKED]	1	0	0.0	0	0									
[BLOCKED]	1	0	0.0	0	0	—		[BLOCKED]	1	0	0.0	0	0	—	—		[BLOCKED]	1	0	0.0	0	0	—	[BLOCKED]	1	0	0.0	0	0									
TOTAL	5	182	36.4	33.6	0	3	58	TOTAL	3	131	43.7	45.3	0	1	54	TOTAL	5	182	36.4	33.6	0	3	58	TOTAL	5	182	36.4	33.6	0	TOTAL	3	131	43.7	45.3	0	1	54	
PUNT RETURNS	NO	YDS	AVG	FC	LG	TD	PUNT RETURNS	NO	YDS	AVG	FC	LG	TD	G. Martinez	1	-5	-5.0	0	-5	0			G. Martinez	1	-5	-5.0	0	-5	0	E. Drummond	4	14	3.5	0	7	0		
G. Martinez	1	-5	-5.0	0	-5	0	E. Drummond	4	14	3.5	0	7	0	G. Martinez	1	-5	-5.0	0	-5	0			E. Drummond	4	14	3.5	0	7	0									
[DOWNED]	1	0	0.0	0	—	0	[DOWNED]	1	0	0.0	0	—	0	[DOWNED]	1	0	0.0	0	—	0			[DOWNED]	1	0	0.0	0	—	0									
[OUT OF BOUNDS]	1	0	0.0	0	—	0	[OUT OF BOUNDS]	1	0	0.0	0	—	0	[OUT OF BOUNDS]	1	0	0.0	0	—	0			[OUT OF BOUNDS]	1	0	0.0	0	—	0									
RETURNS	1	-5	-5.0	0	-5	0	RETURNS	4	14	3.5	0	7	0	RETURNS	1	-5	-5.0	0	-5	0			RETURNS	1	-5	-5.0	0	-5	0	RETURNS	4	14	3.5	0	7	0		
KICKOFF RETURNS	NO	YDS	AVG	FC	LG	TD	KICKOFF RETURNS	NO	YDS	AVG	FC	LG	TD	A. Hall	4	103	25.8	0	33	0			A. Hall	4	103	25.8	0	33	0	E. Drummond	4	73	18.3	0	25	0		
A. Hall	4	103	25.8	0	33	0	E. Drummond	4	73	18.3	0	25	0	A. Hall	4	103	25.8	0	33	0			E. Drummond	4	73	18.3	0	25	0	B. Sapp	1	13	13.0	0	13	0		
							B. Sapp	1	13	13.0	0	13	0										B. Sapp	1	13	13.0	0	13	0	[TOUCHBACK]	2	0	0.0	0	—	0		
							[TOUCHBACK]	2	0	0.0	0	—	0										[TOUCHBACK]	2	0	0.0	0	—	0									
RETURNS	4	103	25.8	0	33	0	RETURNS	5	86	17.2	0	25	0	RETURNS	4	103	25.8	0	33	0			RETURNS	5	86	17.2	0	25	0	RETURNS	5	86	17.2	0	25	0		
Denver Broncos	Fumbles	Fum Lost	Own Rec.	Yds	TD	FF	Opp. Rec.	Yds	TD	Out Bnds	Kansas City Chiefs	Fumbles	Fum Lost	Own Rec.	Yds	TD	FF	Opp. Rec.	Yds	TD	Out Bnds	Denver Broncos	Fumbles	Fum Lost	Own Rec.	Yds	TD	FF	Opp. Rec.	Yds	TD	Out Bnds						
A. Hall	1	0	1	0	0	0	0	0	0	0	D. Huard	1	1	0	0	0	0	0	0	0	0	A. Hall	1	0	1	0	0	0	0	0	0	0						
S. Young	1	0	1	0	0	0	0	0	0	0	K. Wilson	1	0	0	0	0	0	0	0	0	0	S. Young	1	0	1	0	0	0	0	0	0	0						
H. Abdullah	0	0	0	0	0	1	0	0	0	0	E. Kennison	0	0	1	0	0	0	0	0	0	0	H. Abdullah	0	0	0	0	0	0	0	0	0	0						
E. Dumervil	0	0	0	0	0	1	0	0	0	0	D. Johnson	0	0	0	0	0	1	0	0	0	0	E. Dumervil	0	0	0	0	0	0	0	0	0	0						
N. Webster	0	0	0	0	0	1	17	1	0	0	G. Wesley	0	0	0	0	0	1	0	0	0	0	N. Webster	0	0	0	0	0	0	0	0	0	0						
TOTAL	2	0	2	0	0	2	1	17	1	0	TOTAL	2	1	1	0	2	0	2	0	0	0	TOTAL	2	0	2	0	0	0	0	0	0	0						

### FINAL TEAM STATISTICS

	BRONCOS	CHIEFS		BRONCOS	CHIEFS
TOTAL FIRST DOWNS	18	19	FGs - PATs Had Blocked	0-0	0-0
By Rushing	7	2	Net Punting Average	33.6	45.3
By Passing	9	16	TOTAL RETURN YARDAGE (Not Including Kickoffs)	16	26
By Penalty	2	1	No. and Yards Punt Returns	1-5	4-14
THIRD DOWN EFFICIENCY	5-13-38%	6-16-38%	No. and Yards Kickoff Returns	4-103	5-86
FOURTH DOWN EFFICIENCY	0-1-0%	1-2-50%	No. and Yards Interception Returns	3-21	1-12
TOTAL NET YARDS	327	284	PENALTIES Number and Yards	12-64	4-20
Total Offensive Plays (inc. times thrown passing)	61	71	FUMBLES Number and Lost	2-0	2-1
Average gain per offensive play	5.4	4.0	TOUCHDOWNS	3	0
NET YARDS RUSHING	141	67	Rushing	1	0
Total Rushing	29	22	Passing	1	0
Average gain per rushing play	4.9	3.0	Fumbles	1	0
Tackles for a loss-number and yards	5-11	1-13	EXTRA POINTS Made-Attempts	3-3	0-0
NET YARDS PASSING	186	217	Kicking Made-Attempts	3-3	0-0
Times thrown - yards lost attempting to pass	1-6	4-28	FIELD GOALS Made-Attempts	2-2	3-4
Gross yards passing	192	245	RED ZONE EFFICIENCY	1-1-100%	0-2-0%
PASS ATTEMPTS-COMPLETIONS-HAD INTERCEPTED	31-17-1	45-23-3	GOAL TO GO EFFICIENCY	0-0-0%	0-0-0%
Avg gain per pass play (inc.f thrown passing)	5.8	4.4	SAFETIES	0	0
KICKOFFS Number-In End Zone-Touchbacks	7-2-2	4-2-0	FIELD SCORE	27	11
PUNTS Number and Average	5-36.4	3-43.7	TIME OF POSSESSION	29:29	30:31
Had Blocked	1	0			





## Denver 34, Tennessee 20

Monday, Nov. 19, 2007 • 6:40 p.m. MST • INVESCO Field at Mile High • Denver

WEATHER: Clear, 63°, Wind N 12 mph • TIME: 3:01 • ATTENDANCE: 76,590

For the first time in their 48-year history, the Denver Broncos posted four touchdowns of at least 40 yards in the same game en route to defeating the Tennessee Titans 34-20 on *Monday Night Football* in front of 76,590 fans at INVESCO Field at Mile High.

Denver scored on two passing plays, one rushing play and one punt return that were at least 40 yards, becoming the first NFL team to accomplish that feat since 2003 (Minnesota). The victory was Denver's second consecutive win and moved it into a tie for first place in the AFC West with a 5-5 record.

Broncos quarterback Jay Cutler registered single-game personal bests for passer rating (137.0) and completion percentage (76.2) as he connected on 16-of-21 throws with touchdown passes of 48 and 41 yards. First-year running back Andre Hall totaled seven rushes for 89 yards, including a 62-yard touchdown, while wide receiver Glenn Martinez notched Denver's first punt return for a touchdown (80 yards) since the 2003 season.

Denver averaged 7.5 yards per play, gaining 359 total yards, and finished with a +2 turnover ratio for the game with three takeaways and one giveaway.

Cutler's 48-yard touchdown pass to wide receiver Brandon Stokley on a third-and-7 late in the first quarter gave the Broncos a 7-0 lead. After Denver forced a three-and-out on the Titans' next series, Martinez weaved 80 yards for a touchdown on a punt return as the Broncos went ahead 14-0 with 3:33 left in the opening period.

Tennessee got on the scoreboard two minutes into the second quarter on quarterback Vince Young's 21-yard touchdown pass to wide receiver Brandon Jones. Denver answered the touchdown with field goals by kicker Jason Elam on consecutive possessions that put it ahead 20-7 with 1:51 left in the first half.

A 56-yard field goal by Titans kicker Rob Bironas sent Tennessee into halftime trailing 20-10.

In the third quarter, Denver continued its success with the big play as Cutler found wide receiver Brandon Marshall for a 41-yard touchdown on the Broncos' first possession of the second half.

Trailing 27-10 following that touchdown, the Titans recovered a muffed punt return by Martinez midway through the third quarter and three plays later scored on Young's 4-yard touchdown run.

Bironas' 37-yard field goal with 14:18 left in regulation cut Denver's advantage to 27-20. Just three plays into the Broncos' next possession, Hall broke loose up the middle and raced 62 yards for a touchdown that put the Broncos ahead 34-20.

Elam's 10 points (2 FGs, 4 PATs) moved him into sixth in NFL history in career points scored (1,746). Denver cornerback Dré Bly also had an interception for the second consecutive game.

### OFFICIALS:

**Referee** — Gerry Austin (34); **Umpire** — Ruben Fowler (71); **Head Linesman** — Ed Camp (134); **Line Judge** — Carl Johnson (101); **Side Judge** — Alberto Riveron (57); **Field Judge** — Scott Edwards (3); **Back Judge** — Bill Schmitz (122); **Replay** — James Wilson.

	1	2	3	4	OT	TOTAL	FIELD GOALS (made / ) missed)
VISITOR	Tennessee Titans	0	10	7	3	20	R. Bironas (56) (37)
HOME	Denver Broncos	14	6	7	7	34	J. Elam (21) (39)
Team	Qtr	Clock Time	PLAY DESCRIPTION (Extra Point) (Drive Info)	SCORE Visitor	Home		
BRONCOS	1	5:13	B. Stokley 48 yd. pass from J. Cutler (J. Elam, kick) (6-80, 3:13)	0	7		
BRONCOS	1	3:33	G. Martinez 80 yd. punt return (J. Elam, kick)	0	14		
TITANS	2	13:15	B. Jones 21 yd. pass from V. Young (R. Bironas, kick) (9-65, 5:18)	7	14		
BRONCOS	2	10:25	J. Elam 21 yd. Field Goal (6-77, 2:50)	7	17		
BRONCOS	2	1:51	J. Elam 39 yd. Field Goal (10-51, 4:00)	7	20		
TITANS	2	0:09	R. Bironas 56 yd. Field Goal (8-40, 1:42)	10	20		
BRONCOS	3	11:02	B. Marshall 41 yd. pass from J. Cutler (J. Elam, kick) (9-80, 3:58)	10	27		
TITANS	3	7:34	V. Young 4 yd. run (R. Bironas, kick) (3-27, 2:00)	17	27		
TITANS	4	14:18	R. Bironas 37 yd. Field Goal (9-53, 6:00)	20	27		
BRONCOS	4	12:48	A. Hall 62 yd. run (J. Elam, kick) (3-80, 1:30)	20	34		

### DENVER BRONCOS

OFFENSE	DEFENSE
WR 15 B. Marshall	LE 60 J. Engelberger
LT 78 M. Lepsis	LT 95 S. Adams
LG 73 C. Kuper	RT 99 A. McKinley
C 62 C. Myers	RE 92 E. Dumervil
RG 70 M. Holland	WLB 52 I. Gold
RT 64 E. Pears	MLB 55 D. Williams
TE 89 D. Graham	SLB 58 N. Webster
WR 14 B. Stokley	LCB 24 C. Bailey
QB 6 J. Cutler	RCB 32 D. Bly
RB 35 S. Young	SS 21 H. Abdullah
FB 37 C. Sapp	FS 47 J. Lynch

**BRONCOS SUBSTITUTIONS:** K 1 J. Elam, P 10 T. Sauerbrun, WR 17 G. Martinez, WR 19 T. Jacobs, CB 22 D. Foxworth, RB 23 A. Hall, S 25 N. Ferguson, RB 30 M. Bell, S 38 S. Cargile, CB 41 K. Paymah, LB 51 J. Winborn, LB 53 L. Green, LB 57 J. Beck, G 69 P. Alexander, T 74 R. Harris, DT 79 M. Thomas, TE/LS 83 M. Leach, TE 85 C. Mustard, TE 88 T. Scheffler, DE 96 T. Crowder, DE 97 K. Peterson, DT 98 J. Mallard. **DID NOT PLAY:** QB 11 P. Ramsey, **INACTIVE:** QB 4 D. Hackney, RB 20 T. Henry, RB 26 P. Smith, CB 28 J. Shoate, G 72 I. Snell, DE 77 L. Birdine, WR 84 J. Walker, DE 90 P. Carrington.

### TENNESSEE TITANS

OFFENSE	DEFENSE
WR 86 R. Williams	LE 98 A. Odom
LT 71 M. Roos	LT 97 T. Brown
LG 60 J. Bell	RT 90 R. Starks
C 68 K. Mawae	RE 93 K. Vanden Bosch
RG 54 E. Amano	LLB 50 D. Thornton
RT 76 D. Stewart	MLB 52 R. Fowler
TE 80 B. Scaife	RLB 53 K. Bulluck
WR 12 J. Gage	LCB 21 R. Hill
QB 10 V. Young	RCB 31 C. Finnegan
TE 88 B. Hartsock	SS 24 C. Hope
RB 25 L. White	FS 33 M. Griffin

**TITANS SUBSTITUTIONS:** K 2 R. Bironas, P 15 C. Hentrich, WR 17 Ch. Davis, S 22 V. Fuller, S 23 D. Nicky, RB 29 C. Brown, CB 30 E. King, S 37 C. Lowry, FB/LS 40 J. Cain, CB 41 K. Herndon, RB 42 C. Henry, LB 55 S. Tulloch, LB 57 R. Scanlon, LB 59 G. Gardner, G/C 64 L. Harris, T 70 D. Loper, WR 81 B. Jones, WR 83 E. Moulds, TE 84 B. Troupe, DE 91 T. LaBoy, DE 94 B. Fisher, DT 99 D. Veal. **DID NOT PLAY:** QB 5 K. Collins, **INACTIVE:** WR 11 P. Williams, CB 20 N. Harper, FB 45 A. Hall, FB 48 C. Cramer, G 75 B. Olson, DE 77 S. Conover, DT 92 A. Haynesworth.

### FINAL INDIVIDUAL STATISTICS

Tennessee Titans										Denver Broncos										
RUSHING	ATT	YDS	AVG	LG	TD	RUSHING	ATT	YDS	AVG	LG	TD									
	V. Young	11	74	6.7	19	1	A. Hall	7	89	12.7	62	1								
	L. White	13	42	3.2	11	0	S. Young	14	54	3.9	9	0								
	C. Brown	3	14	4.7	8	0	B. Marshall	1	16	16.0	16	0								
	C. Henry	1	4	4.0	4	0	J. Cutler	4	7	1.8	10	0								
B. Troupe	1	-1	-1.0	-1	0															
TOTAL	29	133	4.6	19	1	TOTAL	26	166	6.4	62	1									
PASSING	ATT	CMP	YDS	TD	LG	INT	Rtg.	PASSING	ATT	CMP	YDS	TD	LG	INT	Rtg.					
	V. Young	41	26	305	1/15	1	21	2	73.7	J. Cutler	21	16	200	1/7	2	48	0			
	TOTAL	41	26	305	1/15	1	21	2	73.7	TOTAL	21	16	200	1/7	2	48	0			
PASS RECEIVING		NO		YDS	AVG	LG	TD	PASS RECEIVING		NO		YDS	AVG	LG	TD					
J. Gage		6		66	11.0	18	0	B. Marshall		4		56	14.0	41	1					
C. Brown		4		61	15.3	16	0	B. Stokley		3		75	25.0	48	1					
B. Scaife		4		49	12.3	20	0	T. Scheffler		3		38	12.7	16	0					
R. Williams		4		47	11.8	16	0	D. Graham		2		20	10.0	12	0					
B. Jones		3		25	8.3	21	1	S. Young		2		9	4.5	5	0					
E. Moulds		2		27	13.5	18	0	C. Sapp		2		2	1.0	3	0					
L. White		2		22	11.0	12	0													
B. Troupe		1		8	8.0	8	0													
TOTAL		26		305	11.7	21	1	TOTAL		16		200	12.5	48	2					
INTERCEPTIONS		NO		YDS	AVG	LG	TD	INTERCEPTIONS		NO		YDS	AVG	LG	TD					
								D. Bly		1		16	16.0	16	0					
								I. Gold		1		6	6.0	6	0					
TOTAL		0		0	0.0	—	0	TOTAL		2		22	11.0	16	1					
PUNTING		NO	YDS	AVG	NET	TB	IN20	LG	PUNTING		NO	YDS	AVG	NET	TB	IN20	LG			
C. Hentrich		4	173	43.3	18.3	1	0	52	T. Sauerbrun		3	145	48.3	42.3	0	1	58			
TOTAL		4	173	43.3	18.3	1	0	52	TOTAL		3	145	48.3	42.3	0	1	58			
PUNT RETURNS		NO	YDS	AVG	FC	LG	TD	PUNT RETURNS		NO	YDS	AVG	FC	LG	TD					
Ch. Davis		1	11	11.0	0	11	0	G. Martinez		2	80	40.0	1	80	1					
B. Jones		1	7	7.0	0	7	0	[TOUCHBACK]		1	0	0.0	0	—	0					
[DOWNS]		1	0	0.0	0	—	0													
RETURNS		2	18	9.0	0	11	0	RETURNS		2	80	40.0	1	80	1					
KICKOFF RETURNS		NO		YDS	AVG	FC	LG	TD	KICKOFF RETURNS		NO		YDS	AVG	FC	LG	TD			
C. Henry		3		86	28.7	0	42	0	A. Hall		1		26	26.0	0	26	0			
B. Troupe		1		9	9.0	0	9	0	[TOUCHBACK]		4		0	0.0	0	—	0			
[TOUCHBACK]		3		0	0.0	0	—	0												
RETURNS		4		95	23.8	0	42	0	RETURNS		1		26	26.0	0	26	0			
Tennessee Titans										Denver Broncos										
FUMBLES		Fum	Lost	Own Rec.	Yds	TD	Opp. Rec.	Yds	TD	FUMBLES		Fum	Lost	Own Rec.	Yds	TD	Opp. Rec.	Yds	TD	
Ch. Davis		1	0	1	0	0	0	0	0	B. Marshall		1	0	1	0	0	0	0	0	
J. Gage		1	0	1	0	0	0	0	0	G. Martinez		1	1	0	0	0	0	0	0	
B. Jones		1	0	0	0	0	0	0	0	I. Gold		0	0	0	0	1	1	0	0	
L. White		1	1	0	0	0	0	0	0	S. Cargile		0	0	0	0	1	0	0	0	
T. Amano		0	0	1	0	0	0	0	0	M. Thomas		0	0	0	0	1	0	0	0	
T. LaBoy		0	0	0	0	0	1	0	0	D. Williams		0	0	0	0	1	0	0	0	
R. Scanlon		0	0	0	0	0	1	0	0											
TOTAL		4	1	3	0	0	1	1	0	TOTAL		2	1	1	0	0	4	1	0	0

### FINAL TEAM STATISTICS

	TITANS	BRONCOS		TITANS	BRONCOS
TOTAL FIRST DOWNS	28	15	FGs - PATs Had Blocked	0-0	0-0
By Rushing	9	5	Net Punting Average	18.3	42.3
By Passing	18	9	TOTAL RETURN YARDAGE (Not Including Kickoffs)	18	102
By Penalty	1	1	No. and Yards Punt Returns	2-18	2-80
THIRD DOWN EFFICIENCY	7-14-50%	6-12-50%	No. and Yards Kickoff Returns	4-95	1-26
FOURTH DOWN EFFICIENCY	0-0-0%	0-0-0%	No. and Yards Interception Returns	0-0	2-22
TOTAL NET YARDS	423	359	PENALTIES Number and Yards	6-80	5-35
Total Offensive Plays (inc. times thrown passing)	71	48	FUMBLES Number and Lost	4-1	2-1
Average gain per offensive play	6.0	7.5	TOUCHDOWNS	2	4
NET YARDS RUSHING	133	166	Rushing	1	1
Total Rushing Plays	29	26	Passing	1	2
Average gain per rushing play	4.6	6.4	Punt Returns	0	1
Tackles for a loss-number and yards	3-4	1-1	EXTRA POINTS Made-Attempts	2-2	4-4
NET YARDS PASSING	290	193	Kicking Made-Attempts	2-2	4-4
Times thrown - yards lost attempting to pass	1-15	1-7	FIELD GOALS Made-Attempts	2-2	2-2
Gross yards passing	305	200	RED ZONE EFFICIENCY	1-2-50%	0-1-0%
PASS ATTEMPTS-COMPLETIONS-HAD INTERCEPTED	41-26-2	21-16-0	GOAL TO GO EFFICIENCY	1-1-100%	0-0-0%
Avg gain per pass play (inc. # thrown passing)	6.9	8.8	SAFETIES	0	0
KICKOFFS Number-In End Zone-Touchbacks	5-4-4	7-5-3	FINAL SCORE	20	34
PUNTS Number and Average	4-43.3	3-48.3	TIME OF POSSESSION	35:33	24:27
Had Blocked	0	0			

### BRONCOS DEFENSIVE STATISTICS

(based on coaches' film review)																		
PLAYER	UT	A	TT	S-YDS	I-YDS	PD	FF	FR	PLAYER	UT	A	TT	S-YDS	I-YDS	PD	FF	FR	
I. Gold	7	2	9	0-0	1-6	1	1	1	D. Foxworth	2	1	3	0-0	0-0	0	0	0	
H. Abdullah	6	2	8	0-0	0-0	1	0	0	K. Paymah	3	0	3	0-0	0-0	0	0	0	
D. Williams	5	2	7	0-0	0-0	0	1	0	M. Thomas	2	1	3	0-0	0-0	0	0	0	
C. Bailey	2	3	5	0-0	0-0	1	0	0	T. Crowder	2	0	2	1-15	0-0	0	0	0	
D. Bly	4	1	5	0-0	1-16	3	0	0	J. Mallard	2	0	2	0-0	0-0	0	0	0	
J. Engelberger	3	2	5	0-0	0-0	0	0	0	A. McKinley	2	0	2	0-0	0-0	0	0	0	
J. Lynch	4	1	5	0-0	0-0	0	0	0	S. Adams	0	1	1	0-0	0-0	0	0	0	
N. Webster	4	0	4	0-0	0-0	0	0	0	K. Peterson	0	1	1	0-0	0-0	0	0	0	
E. Dumervil	2	1	3	0-0	0-0	0	0	0	TEAM TOTALS	50	18	68	1-15	2-22	7	2	1	





# Chicago 37, Denver 34 OT

Sunday, Nov. 25, 2007 • 3:16 p.m. CST • Soldier Field • Chicago

WEATHER: Cloudy, 39°, Wind SW 13 mph • TIME: 3:34 • ATTENDANCE: 62,148

The Denver Broncos saw their 14-point fourth-quarter lead erased by the Bears as Chicago forced overtime to earn a 37-34 victory in front of 62,148 fans at Soldier Field.

Denver, which registered four takeaways (1 INT, 3 FUM) and totaled 430 yards of offense, appeared in its third overtime game of the season (1-2 record). Although the Broncos limited Chicago's offense for most of the afternoon, the Bears scored two touchdowns on a Devin Hester punt and kickoff return in the third quarter to remain in the game.

Broncos quarterback Jay Cutler posted the second 300-yard passing game of his career, completing 17-of-31 passes for 302 yards with two touchdowns and one interception (96.4 rtg.). Wide receiver Brandon Marshall had a game-high 97 yards on four catches with a 68-yard touchdown for the Broncos, whose rushing attack was led by Andre Hall's 98 yards on the ground.

Hall also added 69 receiving yards and a 14-yard kickoff return to finish the game with 181 all-purpose yards.

After both clubs swapped field goals in the first quarter, the Broncos took a 10-3 lead at 14:10 of the second period on Hall's 16-yard touchdown run. Later in the quarter, Chicago took advantage of a Broncos fumble with kicker Robbie Gould converting the turnover into three points on a 44-yard field goal that trimmed Denver's lead to 10-6.

Kicker Jason Elam's 22-yard field goal with 13 seconds left in the second quarter sent the Broncos into halftime leading 13-6.

Despite not allowing a Chicago first down in the third quarter, the Bears totaled 14 points in the period on Hester's 75-yard punt return for a touchdown at 12:49 and his 88-yard kickoff return for a score at 2:26. The Broncos scored two touchdowns of their own in the quarter on fullback Cecil Sapp's 5-yard run (2:38) and Marshall's 68-yard touchdown catch (2:11), entering the final quarter with a 27-20 lead over the Bears.

Denver went up 34-20 early in the fourth quarter on Cutler's 14-yard touchdown pass to tight end Tony Scheffler, who made an acrobatic catch on the play and finished the game with five catches for 82 yards.

Chicago running back Adrian Peterson's 4-yard touchdown run after a blocked punt trimmed the Broncos' lead to 34-27 with 5:17 to play. Following a Broncos drive that gained just one first down and seven net yards, the Bears tied the score and forced overtime on quarterback Rex Grossman's fourth-down, 3-yard touchdown pass to wide receiver Bernard Berrian with 28 seconds to play.

In the extra period, the Bears won the coin toss and drove 55 yards on seven plays to set up Gould's 39-yard game-winning kick with 11:19 on the clock.

## OFFICIALS:

**Referee** — Larry Nemmers (20); **Umpire** — Carl Paganelli (124); **Head Linesman** — Mark Baltz (26); **Line Judge** — Michael Spanier (90); **Side Judge** — Carl Cheffers (51); **Field Judge** — Eddy Powers (38); **Back Judge** — Dino Paganelli (105); **Replay** — James Wilson.

		1	2	3	4	OT	TOTAL	FIELD GOALS (made ( ) missed)		
VISITOR	Denver Broncos	3	10	14	7	0	34	J. Elam	(23)	(22)
HOME	Chicago Bears	3	3	14	14	3	37	R. Gould	(24)	(44) (39)
Team	Qtr	Clock Time	PLAY DESCRIPTION (Extra Point) (Drive Info)				SCORE			
BEARS	1	6:55	R. Gould 24 yd. Field Goal (8-41, 3:52)				0	3	3	
BRONCOS	1	3:16	J. Elam 23 yd. Field Goal (7-20, 2:34)				3	3	3	
BRONCOS	2	14:10	A. Hall 16 yd. run (J. Elam, kick) (9-59, 3:51)				10	3	3	
BEARS	2	5:32	R. Gould 44 yd. Field Goal (4-10, 2:38)				10	6	6	
BRONCOS	2	0:13	J. Elam 22 yd. Field Goal (5-65, 0:35)				13	6	6	
BEARS	3	12:49	D. Hester 75 yd. punt return (R. Gould, kick)				13	13	13	
BRONCOS	3	2:38	C. Sapp 5 yd. run (J. Elam, kick) (10-84, 6:01)				20	13	13	
BEARS	3	2:26	D. Hester 88 yd. kickoff return (R. Gould, kick) (0-0, 0:12)				20	20	20	
BRONCOS	3	2:11	B. Marshall 68 yd. pass from J. Cutler (J. Elam, kick) (1-68, 0:15)				27	20	20	
BRONCOS	4	10:38	T. Scheffler 14 yd. pass from J. Cutler (J. Elam, kick) (10-89, 5:32)				34	20	20	
BEARS	4	5:17	A. Peterson 4 yd. run (R. Gould, kick) (4-18, 1:57)				34	27	27	
BEARS	4	0:28	B. Berrian 3 yd. pass from R. Grossman (R. Gould, kick) (12-65, 2:30)				34	34	34	
BEARS	5	11:19	R. Gould 39 yd. Field Goal (7-55, 3:41)				34	37	37	

DENVER BRONCOS											
OFFENSE						DEFENSE					
WR 15	B. Marshall	LE 60	J. Engelberger	LT 78	M. Lepsis	LT 95	S. Adams	LG 73	C. Kuper	RT 99	A. McKinley
C 62	C. Myers	RE 92	E. Dumervil	RG 70	M. Holland	WLB 52	I. Gold	TE 89	D. Graham	SLB 58	N. Webster
WR 14	B. Stokley	LCB 24	C. Bailey	QB 6	J. Cutler	RCB 32	D. Bly	RB 23	A. Hall	SS 21	H. Abdullah
FB 37	C. Sapp	FS 47	J. Lynch								

**BRONCOS SUBSTITUTIONS:** K 1 J. Elam, P 10 T. Sauerbrun, WR 17 G. Martinez, CB 22 D. Foxworth, S 25 N. Ferguson, RB 30 M. Bell, S 38 S. Cargile, FB 39 K. Johnson, CB 41 K. Paymah, LB 51 J. Winbourn, LB 53 L. Green, LB 57 J. Beck, G 69 P. Alexander, T 74 R. Harris, DT 79 M. Thomas, TE/LS 83 M. Leach, WR 84 J. Walker, TE 85 C. Mustard, TE 88 T. Scheffler, DE 96 T. Crowder, DE 97 K. Peterson, DT 98 J. Mallard. **DID NOT PLAY:** QB 11 P. Ramsey. **INACTIVE:** 30B A. D. Hackney, WR 19 T. Jacobs, RB 20 T. Henry, RB 26 P. Smith, CB 28 J. Shoate, RB 35 S. Young, DE 77 L. Birdine, DE 90 P. Carrington.

CHICAGO BEARS											
OFFENSE						DEFENSE					
WR 87	M. Muhammad	LE 93	A. Ogunleye	LT 76	J. Tait	DT 99	D. Walker	LG 60	T. Metcalf	NT 95	A. Adams
C 57	O. Kreutz	RE 97	M. Anderson	RG 63	R. Garza	WLB 55	L. Briggs	RT 69	F. Miller	MLB 54	B. Urlacher
TE 88	D. Clark	SLB 92	H. Hillenmeyer	WR 80	B. Berrian	LCB 33	C. Tillman	QB 8	R. Grossman	RCB 24	R. Manning
RB 32	C. Benson	SS 20	A. Archuleta	FB 37	J. McKie	FS 38	D. Manning				

**BEARS SUBSTITUTIONS:** P 4 B. Maynard, K 9 R. Gould, WR 16 M. Bradley, CB 21 C. Graham, KR/PR 23 D. Hester, RB 25 G. Wolfe, CB 26 T. McBride, RB 29 A. Peterson, S 36 B. McGowan, S 43 J. Gattis, LB 52 J. Williams, LB 59 R. Wilson, LS 65 P. Mannelly, C/G 68 A. Oakley, DL 71 I. Idonije, T 78 J. St. Clair, WR 81 R. Davis, TE 82 G. Olsen, TE 85 J. Gilmore, DT 91 T. Harris, LB 94 B. Ayanbadejo, DE 96 A. Brown. **DID NOT PLAY:** QB 14 B. Griese. **INACTIVE:** QB 18 K. Orton, CB 31 N. Vasher, FB 39 L. Polite, LB 53 N. Roach, LB 58 D. McClover, G/C 67 J. Beekman, WR 83 M. Hass, DT 90 A. Garay.

FINAL INDIVIDUAL STATISTICS																										
Denver Broncos												Chicago Bears														
RUSHING	ATT	YDS	AVG	LG	TD							RUSHING	ATT	YDS	AVG	LG	TD									
A. Hall	26	98	3.8	23	1							C. Benson	8	47	5.9	21	0									
C. Sapp	7	28	4.0	12	1							A. Peterson	17	45	2.6	11	1									
J. Cutler	2	12	6.0	6	0							G. Wolfe	3	29	9.7	25	0									
B. Marshall	1	0	0.0	0	0							R. Grossman	4	1	0.3	2	0									
M. Bell	1	0	0.0	0	0																					
TOTAL	37	138	3.7	23	2							TOTAL	32	122	3.8	25	1									
PASSING	ATT	CMP	YDS	TD	LG	INT	Rtg.							PASSING	ATT	CMP	YDS	TD	LG	INT	Rtg.					
J. Cutler	31	17	302	2	68	1	96.4							R. Grossman	33	17	193	3	39	1	66.9					
TOTAL	31	17	302	2	68	1	96.4							TOTAL	33	17	193	3	39	1	66.9					
PASS RECEIVING	NO	YDS	AVG	LG	TD							PASS RECEIVING	NO	YDS	AVG	LG	TD									
T. Scheffler	5	82	16.4	41	1							A. Peterson	5	41	8.2	17	0									
B. Stokley	5	50	10.0	15	0							B. Berrian	3	24	8.0	12	1									
B. Marshall	4	97	24.3	68	1							D. Clark	2	61	30.5	39	0									
A. Hall	2	69	34.5	65	0							M. Muhammad	2	26	13.0	13	0									
C. Sapp	1	4	4.0	4	0							R. Davis	1	21	21.0	21	0									
												G. Olsen	1	10	10.0	10	0									
												J. McKie	1	8	8.0	8	0									
												J. Gilmore	1	1	1.0	1	0									
												D. Hester	1	1	1.0	1	0									
TOTAL	17	302	17.8	68	2							TOTAL	17	193	11.4	39	1									
INTERCEPTIONS	NO	YDS	AVG	LG	TD							INTERCEPTIONS	NO	YDS	AVG	LG	TD									
K. Paymah	1	0	0.0	0	0							C. Tillman	1	4	4.0	4	0									
TOTAL	1	0	0.0	0	0							TOTAL	1	4	4.0	4	0									
PUNTING	NO	YDS	AVG	NET	TB	IN20	LG							PUNTING	NO	YDS	AVG	NET	TB	IN20	LG					
T. Sauerbrun	7	295	42.1	26.8	0	0	47							B. Maynard	6	241	40.2	36.0	1	3	52					
[BLOCKED]	1	0	0.0	0.0	0	0	—																			
TOTAL	8	295	36.9	26.8	0	0	47							TOTAL	6	241	40.2	36.0	1	3	52					
PUNT RETURNS	NO	YDS	AVG	FC	LG	TD							PUNT RETURNS	NO	YDS	AVG	FC	LG	TD							
G. Martinez	2	5	2.5	1	3	0							D. Hester	5	81	16.2	0	75	1							
[OUT OF BOUNDS]	2	0	0.0	0	—	0							[DOWNED]	2	0	0.0	0	—	0							
[TOUCHBACK]	1	0	0.0	0	—	0																				
RETURNS	2	5	2.5	1	3	0							RETURNS	5	81	16.2	0	75	1							
KICKOFF RETURNS	NO	YDS	AVG	FC	LG	TD							KICKOFF RETURNS	NO	YDS	AVG	FC	LG	TD							
G. Martinez	6	94	15.7	0	21	0							D. Hester	5	151	30.2	0	88	1							
A. Hall	1	14	14.0	0	14	0							R. Davis	2	30	15.0	0	19	0							
												J. Gilmore	1	10	10.0	0	10	0								
RETURNS	7	108	15.4	0	21	0							RETURNS	8	191	23.9	0	88	1							
Denver Broncos												Chicago Bears														
FUMBLES	Fum	Lost	Own Rec.	Yds	TD	FF	Opp. Rec.	Yds	TD	Out Bnds																
M. Bell	1	1	0	0	0	0	0	0	0	0																
J. Cutler	1	0	0	0	0	0	0	0	0	0																
G. Martinez	1	0	0	0	0	0	0	0	0	0																
L. Ferguson	0	0	1	0	0	0	1	0	0	0																
A. Hall	0	0	1	0	0	0	0	0	0	0																
H. Abdullah	0	0	0	0	0	1	1	0	0	0																
T. Crowder	0	0	0	0	0	1	0	0	0	0																
I. Gold	0	0	0	0	0	0	1	0	0	0																
TOTAL	3	1	2	0	0	2	3	0	0	0																
												TOTAL	4	3	1	0	0	3	1	14	0	0				



## Oakland 34, Denver 20

Sunday, Dec. 2, 2007 • 1:05 p.m. PST • McAfee Coliseum • Oakland

WEATHER: Cloudy, 60°, Wind SSE 19 mph • TIME: 3:08 • ATTENDANCE: 61,990

The Denver Broncos' five-game winning streak against the Raiders came to an end with their 34-20 loss to Oakland in front of 61,990 fans at McAfee Coliseum.

The Raiders scored 24 points off four Broncos giveaways, handing Denver its first loss in Oakland since the 2002 season. Oakland scored touchdowns on 4-of-5 trips inside the red zone and held the ball for 34:20 en route to posting 372 yards of offense.

Denver running back Travis Henry notched the 10th multiple-rushing touchdown performance of his career with two scores against the Raiders. Wide receiver Brandon Stokley recorded his first 100-yard receiving game as a Bronco, totaling 102 yards on three catches (34.0 avg.) with a 58-yard long.

Both the Raiders and Broncos scored touchdowns on 13-play drives covering at least 80 yards on their first offensive possessions. Oakland quarterback Josh McCown capped a 13-play, 80-yard drive with a 15-yard touchdown pass to wide receiver Tim Dwight to start the game before Denver tied the score at 7 when Henry's 4-yard touchdown run ended a drive covering 13 plays and 83 yards.

Raiders quarterback JaMarcus Russell, the No. 1 overall pick in the 2007 NFL Draft, made his professional debut on Oakland's first possession of the second half. Russell, who finished the game with 56 yards on 4-of-7 passing, was replaced by McCown after two possessions that led to no points in the quarter.

Taking over after a Denver fumble on its 35-yard line, McCown found tight end Zach Miller five plays later for a 13-yard touchdown with less than one minute remaining in the second quarter. The score sent Oakland into halftime leading 14-7.

Turnovers by the Broncos on their first two possessions of the third quarter led to 10 unanswered points by the Raiders. A Denver interception paved the way for a 38-yard field goal by kicker Sebastian Janikowski before a Broncos fumble put Oakland in position for wide receiver Jerry Porter's touchdown reception at 10:55 of the third quarter that put the Raiders ahead 24-7.

The Broncos scored 13 consecutive points to trim Oakland's lead to 24-20 early in the fourth quarter. Kicker Jason Elam connected on field goals of 29 and 44 yards in the third quarter before Henry's 3-yard touchdown run at 11:21 of the final period.

Oakland answered Denver's final touchdown six plays later on another Janikowski field goal, from 44 yards out, to go ahead by seven points, 27-20, with less than nine minutes to play. The Raiders put the game away with 3:04 remaining on a 5-yard touchdown scamper by running back Justin Fargas, who finished the contest with 33 carries for 146 yards.

### OFFICIALS:

**Referee** — Gene Steratore (114); **Umpire** — Carl Madsen (92); **Head Linesman** — Paul Weidner (87); **Line Judge** — Tom Barnes (55); **Side Judge** — Barry Anderson (86); **Field Judge** — Doug Rosenbaum (67); **Back Judge** — Tony Steratore (112); **Replay** — Al Hynes.

		1	2	3	4	OT	TOTAL	FIELD GOALS (made ( ) missed)	
VISITOR	Denver Broncos	7	0	6	7	—	20	J. Elam	(29) (44)
HOME	Oakland Raiders	7	7	10	10	—	34	S. Janikowski	58SH (38) 35WL (44)
Team	Qtr	Clock Time	PLAY DESCRIPTION (Extra Point) (Drive Info)				SCORE Visitor Home		
RAIDERS	1	8:07	T. Dwight 15 yd. pass from J. McCown (S. Janikowski, kick) (13-80, 6:53)				0	7	
BRONCOS	1	0:46	T. Henry 4 yd. run (J. Elam, kick) (13-83, 7:21)				7	7	
RAIDERS	2	0:50	Z. Miller 13 yd. pass from J. McCown (S. Janikowski, kick) (5-35, 2:15)				7	14	
RAIDERS	3	12:40	S. Janikowski 38 yd. Field Goal (5-7, 1:24)				7	17	
RAIDERS	3	10:55	J. Porter 13 yd. pass from J. McCown (S. Janikowski, kick) (2-12, 0:43)				7	24	
BRONCOS	3	7:25	J. Elam 29 yd. Field Goal (6-62, 3:30)				10	24	
BRONCOS	3	1:37	J. Elam 44 yd. Field Goal (6-49, 3:03)				13	24	
BRONCOS	4	11:21	T. Henry 3 yd. run (J. Elam, kick) (9-35, 3:41)				20	24	
RAIDERS	4	8:56	S. Janikowski 44 yd. Field Goal (6-45, 2:25)				20	27	
RAIDERS	4	3:04	J. Fargas 5 yd. run (S. Janikowski, kick) (10-43, 5:44)				20	34	

DENVER BRONCOS											
OFFENSE						DEFENSE					
WR 15	B. Marshall	LE 60	J. Engelberger	LT 78	M. Lepsis	LT 95	S. Adams	LG 73	C. Kuper	RT 99	A. McKinley
C 62	C. Myers	RE 92	E. Dumervil	RG 70	M. Holland	WLB 52	I. Gold	TE 89	D. Graham	SLB 58	N. Webster
WR 14	B. Stokley	LCB 24	C. Bailey	QB 6	J. Cutler	RCB 32	D. Bly	RB 35	S. Young	SS 21	H. Abdullah
FB 37	C. Sapp	FS 47	J. Lynch								

**BRONCOS SUBSTITUTIONS:** K 1 J. Elam, P 10 T. Sauerbrun, WR 19 T. Jacobs, RB 20 T. Henry, CB 22 D. Foxworth, S 25 N. Ferguson, RB 26 P. Smith, S 38 S. Cargile, CB 41 K. Paymah, LB 51 J. Winborn, LB 53 L. Green, LB 57 J. Beck, G 69 P. Alexander, T 74 R. Harris, DT 79 M. Thomas, TE/LS 83 M. Leach, WR 84 J. Walker, TE 85 C. Mustard, TE 88 T. Scheffler, DE 96 T. Crowder, DE 97 K. Peterson, DT 98 J. Mallard. **DID NOT PLAY:** QB 11 P. Ramsey. **INACTIVE:** 3QB 4 D. Hackney, WR 17 G. Martinez, RB 23 A. Hall, CB 28 J. Shoate, RB 30 M. Bell, G 72 I. Snell, DE 77 L. Birdine, DE 90 P. Carrington.

OAKLAND RAIDERS											
OFFENSE						DEFENSE					
TE 85	J. Madsen	LE 98	J. Richardson	LT 65	B. Sims	LT 99	W. Sapp	LG 76	R. Gallery	RT 61	G. Warren
C 62	J. Newberry	RE 56	D. Burgess	RG 66	C. Carlisle	OLB 55	R. Thomas	RT 79	P. McQuistan	MLB 52	K. Morrison
TE 80	Z. Miller	OLB 53	T. Howard	WR 84	J. Porter	LCB 21	N. Asomugha	QB 12	J. McCown	RCB 26	S. Rount
RB 25	J. Fargas	SS 24	M. Huff	FB 36	J. Griffith	FS 31	H. Eugene				

**RAIDERS SUBSTITUTIONS:** QB 2 J. Russell, P 9 S. Lechler, K 11 S. Janikowski, WR 15 J. Higgins, WR 17 T. Dwight, CB 23 C. Carr, CB 27 F. Washington, S 30 S. Schweigert, RB 34 L. Jordan, CB 37 C. Johnson, RB 46 O. O'Neal, LB 50 I. Ekejiuba, C 51 C. Morris, LB 54 S. Williams, LB 57 R. Brown, LB 58 C. Clemons, LS 59 J. Condo, TE 86 T. Stewart, WR 89 R. Curry, DT 90 T. Sands, DE 91 T. Brayton, LB 94 J. Alston. **DID NOT PLAY:** T 75 M. Henderson. **INACTIVE:** QB 8 D. Culpepper, QB 16 A. Walter, RB 33 D. Rhodes, CB 35 J. Bowie, S 40 J. Cooper, C 64 J. Grove, T 72 S. Wand, DT 95 J. Shaw.

FINAL INDIVIDUAL STATISTICS																							
Denver Broncos												Oakland Raiders											
RUSHING	ATT		YDS		AVG		LG		TD		RUSHING	ATT		YDS		AVG		LG		TD			
T. Henry	15		49		3.3		9		2		J. Fargas	33		146		4.4		29		1			
S. Young	7		28		4.0		9		0		J. McCown	4		22		5.5		11		0			
J. Cutler	6		9		1.5		4		0		J. Russell	3		4		1.3		4		0			
C. Sapp	1		0		0.0		0		0		L. Jordan	1		3		3.0		3		0			
TOTAL	29		86		3.0		9		2		TOTAL	41		175		4.3		29		1			
PASSING	ATT		CMP		YDS		TKD/ YD		LG		PASSING	ATT		CMP		YDS		TKD/ YD		LG			
J. Cutler	32		16		214		1/8		58		J. McCown	21		14		141		0/0		26			
											J. Russell	7		4		56		0/0		20			
TOTAL	32		16		214		1/8		58		TOTAL	28		18		197		0/0		26			
PASS RECEIVING			NO		YDS		AVG		LG		PASS RECEIVING			NO		YDS		AVG		LG			
B. Marshall			6		67		11.2		32		J. Porter			5		49		9.8		16			
B. Stokley			3		102		34.0		58		J. Griffith			4		23		5.8		13			
C. Sapp			3		4		1.3		2		Z. Miller			3		58		19.3		26			
S. Young			2		17		8.5		10		R. Curry			3		34		11.3		20			
T. Scheffler			1		17		17.0		17		J. Fargas			2		18		9.0		13			
J. Walker			1		7		7.0		7		T. Dwight			1		15		15.0		15			
TOTAL			16		214		13.4		58		TOTAL			18		197		10.9		26			
INTERCEPTIONS			NO		YDS		AVG		LG		INTERCEPTIONS			NO		YDS		AVG		LG			
											T. Howard			1		7		7.0		7			
											F. Washington			1		0		0.0		0			
TOTAL			0		0		0.0		—		TOTAL			2		7		3.5		7			
PUNTING	NO		YDS		AVG		NET		TB		PUNTING	NO		YDS		AVG		NET		TB			
T. Sauerbrun	2		90		45.0		37.0		0		S. Lechler	1		63		63.0		53.0		0			
TOTAL	2		90		45.0		37.0		1		TOTAL	1		63		63.0		53.0		0			
PUNT RETURNS	NO		YDS		AVG		FC		LG		PUNT RETURNS	NO		YDS		AVG		FC		LG			
D. Bly	1		10		10.0		0		10		T. Dwight	2		16		8.0		0		16			
RETURNS	1		10		10.0		0		10		RETURNS	2		16		8.0		0		16			
KICKOFF RETURNS	NO		YDS		AVG		FC		LG		KICKOFF RETURNS	NO		YDS		AVG		FC		LG			
T. Jacobs	3		35		11.7		0		15		C. Carr	3		85		28.3		0		38			
C. Sapp	2		30		15.0		0		22		[TOUCHBACK]	2		0		0.0		0		—			
S. Young	1		9		9.0		0		9														
[TOUCHBACK]	1		0		0.0		0		—														
RETURNS	6		74		12.3		0		22		RETURNS	3		85		28.3		0		38			
Denver Broncos	Own		Opp.		Out						Oakland Raiders	Fum		Own		Opp.		Out					
FUMBLES	Fum		Lost		Rec.		Yds		TD		FUMBLES	Fum		Lost		Rec.		Yds		TD			
T. Henry	1		1		0		0		0		T. Dwight	1		0		1		0		0			
J. Cutler	1		1		0		-7		0		J. Russell	1		0		1		-8		0			
N. Webster	0		0		0		0		1		J. Fargas	1		0		0		0		0			
D. Williams	0		0		0		0		1		J. McCown	1		1		0		0		0			
											Z. Miller	0		1		0		0		0			
											R. Thomas	0		0		0		0		1			
											T. Brayton	0		0		0		0		1			
											C. Clemens	0		0		0		0		1			
TOTAL	2		2		0		-7		0		TOTAL	4		1		3		-8		0			





## Denver 41, Kansas City 7

Sunday, Dec. 9, 2007 • 2:15 p.m. MST • INVESCO Field at Mile High • Denver

WEATHER: Partly Cloudy and Hazy, 21°, Wind N 6 mph • TIME: 2:50 • ATTENDANCE: 75,895

The Denver Broncos posted their largest margin of victory (34 points) in their 95-game regular-season series against the Chiefs with a 41-7 win against Kansas City in front of 75,895 fans at INVESCO Field at Mile High. Denver's victory gave the club its first season sweep against the Chiefs since 2002.

The Broncos held the Chiefs to 129 yards of offense, a total that tied for the 12th-fewest given up in a game in club history. Denver also limited the Chiefs to a 0.9-yard rushing average (17-16) that represented its third-lowest single-game average allowed in team annals.

Denver quarterback Jay Cutler threw a career-high four touchdown passes, completing 20-of-27 (74.1%) passes for 244 yards with no interceptions for a personal-best 141.0 passer rating. He guided a Broncos offense that gained 453 total yards, including 215 rushing yards on 34 attempts (6.3 avg.).

Rookie running back Selvin Young posted Denver's highest rushing total by a player since 2004 with 156 yards on 17 carries for a 9.2-yard average. Broncos wide receiver Brandon Marshall had a career-high 10 receptions for 115 yards with two touchdowns to record the first 1,000-yard receiving season (1,029 yds.) of his career.

Elvis Dumervil tied a personal best with three sacks as the defensive end increased his season sack total to 11 in becoming Denver's first double-digit sacker since 2004.

On the game's first possession, a 50-yard run by Young set up Cutler's 21-yard touchdown pass to wide receiver Brandon Stokley that gave Denver a 7-0 lead at 13:20 of the first quarter. Running back Travis Henry's 1-yard touchdown run capped off an 84-yard drive on the Broncos' next series, extending their lead to 14-0.

After Chiefs tight end Tony Gonzalez scored on a 15-yard pass from quarterback Brodie Croyle with 6:09 left in the first half, Denver answered the score with Marshall's 8-yard scoring grab at 1:55 of the second quarter.

Kicker Jason Elam's 37-yard field goal as the first half ended sent the Broncos into the third quarter ahead 24-7.

Already up 27-7 following another 37-yard field goal by Elam midway through the third quarter, the Broncos added two more touchdowns in the period on Cutler passes to go ahead 41-7. The second-year quarterback found tight end Daniel Graham for a 2-yard touchdown at the 2:14 mark before connecting with Marshall again for a 13-yard touchdown with 40 seconds left in the quarter.

Denver kept Kansas City off the scoreboard in the fourth quarter and ended the game by allowing just 34 total yards in the second half, including zero rushing yards.

The Broncos' win extended their home winning streak against the Chiefs to seven consecutive games.

### OFFICIALS:

**Referee** — Jeff Triplette (42); **Umpire** — Jim Quirk (5); **Head Linesman** — Steve Stelljes (22); **Line Judge** — Jeff Seeman (45); **Side Judge** — Greg Meyer (78); **Field Judge** — Duke Carroll (11); **Back Judge** — Gregory Steed (12); **Replay** — Bill Spyskma.

	1	2	3	4	OT	TOTAL	FIELD GOALS (made / ) missed)
<b>VISITOR</b> Kansas City Chiefs	0	7	0	0	—	7	
<b>HOME</b> Denver Broncos	14	10	17	0	—	41	J. Elam (37) (37)

Team	Qtr	Clock Time	PLAY DESCRIPTION (Extra Point) (Drive Info)	SCORE Visitor	SCORE Home
BRONCOS	1	13:20	B. Stokley 21 yd. pass from J. Cutler (J. Elam, kick) (4-77, 1:40)	0	7
BRONCOS	1	7:13	T. Henry 1 yd. run (J. Elam, kick) (7-84, 3:51)	0	14
CHIEFS	2	6:09	T. Gonzalez 15 yd. pass from B. Croyle (J. Carney, kick) (15-63, 8:51)	7	14
BRONCOS	2	1:55	B. Marshall 8 yd. pass from J. Cutler (J. Elam, kick) (7-71, 4:14)	7	21
BRONCOS	2	0:00	J. Elam 37 yd. Field Goal (6-65, 1:11)	7	24
BRONCOS	3	6:58	J. Elam 37 yd. Field Goal (11-47, 6:31)	7	27
BRONCOS	3	2:14	D. Graham 2 yd. pass from J. Cutler (J. Elam, kick) (7-48, 4:24)	7	34
BRONCOS	3	0:40	B. Marshall 13 yd. pass from J. Cutler (J. Elam, kick) (3-17, 0:42)	7	41

### DENVER BRONCOS

OFFENSE	DEFENSE
WR 15 B. Marshall	LE 60 J. Engelberger
LT 78 M. Lepsis	LT 79 M. Thomas
LG 73 C. Kuper	RT 99 A. McKinley
C 62 C. Myers	RE 92 E. Dumervil
RG 70 M. Holland	WLB 52 I. Gold
RT 64 E. Pears	MLB 55 D. Williams
TE 89 D. Graham	SLB 58 N. Webster
WR 14 B. Stokley	LCB 24 C. Bailey
QB 6 J. Cutler	RCB 32 D. Bly
RB 35 S. Young	SS 21 H. Abdullah
FB 37 C. Sapp	FS 47 J. Lynch

**BRONCOS SUBSTITUTIONS:** K 1 J. Elam, P 10 T. Sauerbrun, WR 17 G. Martinez, WR 19 T. Jacobs, RB 20 T. Henry, CB 22 D. Foxworth, RB 23 A. Hall, RB 26 P. Smith, S 38 S. Cargile, CB 41 K. Paymah, LB 51 J. Winborn, LB 53 L. Green, LB 57 J. Beck, DT 68 S. Harris, G 69 P. Alexander, TE 74 R. Harris, TE/LS 83 M. Leach, TE 85 C. Mustard, TE 88 T. Scheffler, DE 96 T. Crowder, DE 97 K. Peterson, DT 98 J. Mallard.  
**DID NOT PLAY:** QB 11 P. Ramsey. **INACTIVE:** 30B 4 D. Hackney, 25 N. Ferguson, RB 30 M. Bell, S 31 M. Underwood, G 72 I. Snell, DE 77 L. Birdine, WR 84 J. Walker, DE 90 P. Carrington.

### KANSAS CITY CHIEFS

OFFENSE	DEFENSE
WR 87 E. Kennison	LE 91 T. Hali
LT 71 W. Svitek	LT 95 R. Edwards
LG 54 B. Waters	RT 70 A. Boone
C 62 C. Wiegmann	RE 69 J. Allen
RG 76 J. Welbourn	OLB 56 D. Johnson
RT 60 C. Terry	MLB 50 Na. Harris
TE 88 T. Gonzalez	OLB 59 D. Edwards
WR 82 D. Bowe	LCB 24 T. Law
QB 12 B. Croyle	RCB 23 P. Surtain
TE 89 J. Dunn	SS 49 B. Pollard
RB 21 K. Smith	FS 44 J. Page

**CHIEFS SUBSTITUTIONS:** P 2 D. Colquitt, K 5 J. Carney, CB 20 B. Sapp, CB 22 D. Patterson, S 25 G. Wesley, RB 30 G. Harris, CB 34 T. Brackenridge, FB 46 B. Grigsby, S 47 J. McGraw, LB 51 J. Darche, LB 55 P. Thomas, DE 72 Kh. Smith, WR 80 J. Webb, WR 83 B. Sippio, TE 84 K. Wilson, DE 90 T. McBride, DT 93 D. Tyler, DE 96 J. Wilkerson, LB 97 K. Fox, LB 98 N. Harris. **DID NOT PLAY:** QB 11 D. Huard, G 61 T. Stallings, G 65 H. Taylor. **INACTIVE:** WR 18 S. Parker, RB 27 L. Johnson, CB 35 R. Barksdale, T 74 K. Turley, T 77 D. McIntosh, WR 85 E. Drummond, DT 92 J. Reed, LB 99 K. Bell.

### FINAL INDIVIDUAL STATISTICS

Kansas City Chiefs											Denver Broncos																													
RUSHING K. Smith G. Harris	ATT	YDS	AVG	LG	TD						RUSHING S. Young T. Henry J. Cutler B. Marshall C. Sapp TOTAL	ATT	YDS	AVG	LG	TD																								
	13	12	0.9	7	0							17	156	9.2	50	0																								
	4	4	1.0	3	0							10	24	2.4	6	1																								
												5	22	4.4	21	0																								
												1	10	10.0	10	0																								
TOTAL											17	16	0.9	7	0	TOTAL											34	215	6.3	50	0									
PASSING B. Croyle	ATT	CMP	YDS	TKD/ YD	TD	LG	IN	Rtg.			PASSING J. Cutler B. Marshall TOTAL	ATT	CMP	YDS	TKD/ YD	TD	LG	IN	Rtg.																					
	29	15	132	5/19	1	22	1	61.3				27	20	244	0/0	4	28	0	141.0																					
												0	0	0	1/6	0	0	0	0.0																					
	TOTAL											29	15	132	5/19	1	22	1	61.3	TOTAL										27	20	244	1/6	4	28	0	141.0			
PASS RECEIVING T. Gonzalez D. Bowe B. Grigsby J. Webb G. Harris E. Kennison K. Wilson K. Smith TOTAL			NO	YDS	AVG	LG	TD					PASS RECEIVING B. Marshall T. Scheffler D. Graham G. Martinez B. Stokley			NO	YDS	AVG	LG	TD																					
			7	76	10.9	15	1								10	115	11.5	22	2																					
			2	35	17.5	22	0								4	31	7.8	13	0																					
			1	9	9.0	9	0								3	55	18.3	28	1																					
			1	8	8.0	8	0								2	22	11.0	13	0																					
			1	5	5.0	5	0																																	
			1	2	2.0	2	0								1	21	21.0	21	1																					
			1	-1	-1.0	-1	0																																	
			1	-2	-2.0	-2	0																																	
			15	132	8.8	22	1								20		244	12.2	28	4																				
INTERCEPTIONS											NO	YDS	AVG	LG	TD	INTERCEPTIONS											NO	YDS	AVG	LG	TD									
TOTAL											0	0	0.0	—	0	TOTAL											1	0	0.0	0	0									
PUNTING D. Colquitt TOTAL	NO	YDS	AVG	NET	TB	IN20	LG				PUNTING T. Sauerbrun TOTAL	NO	YDS	AVG	NET	TB	IN20	LG																						
	8	370	46.3	44.5	0	3	58					5	232	46.4	37.0	1	1	55																						
	8	370	46.3	44.5	0	3	58					5	232	46.4	37.0	1	1	55																						
PUNT RETURNS E. Kennison [DOWNED] [TOUCHBACK] RETURNS	NO	YDS	AVG	FC	LG	TD					PUNT RETURNS G. Martinez [DOWNED] [OUT OF BOUNDS] RETURNS	NO	YDS	AVG	FC	LG	TD																							
	3	27	9.0	0	13	0								4	14	3.5	2	9	0																					
	1	0	0.0	0	—	0								1	0	0.0	0	—	0																					
	1	0	0.0	0	—	0								1	0	0.0	0	—	0																					
KICKOFF RETURNS B. Sapp J. Webb T. McBride RETURNS	NO	YDS	AVG	FC	LG	TD					KICKOFF RETURNS G. Martinez A. Hall RETURNS	NO	YDS	AVG	FC	LG	TD																							
	5	84	16.8	0	32	0								1	23	23.0	0	23	0																					
	1	21	21.0	0	21	0								1	19	19.0	0	19	0																					
	1	6	6.0	0	6	0																																		
Kansas City Chiefs											Denver Broncos																													
FUMBLES	Fum	Lost	Own Rec.	Yds	TD	FF	Rec.	Yds	TD	Out Bnds	FUMBLES	Fum	Lost	Own Rec.	Yds	TD	FF	Rec.	Yds	TD	Out Bnds																			
B. Croyle	2	2	0	0	0	0	0	0	0	0	G. Martinez	1	0	1	0	0	0	0	0	0	0																			
J. Webb	1	0	1	0	0	0	0	0	0	0	E. Dumervil	0	0	0	0	0	1	0	0	0	0																			
											L. Green	0	0	0	0	0	1	0	0	0	0																			
											J. Mallard	0	0	0	0	0	1	0	0	0	0																			
											T. Crowder	0	0	0	0	0	0	1	0	0	0																			
											S. Harris	0	0	0	0	0	0	1	0	0	0																			
TOTAL											3	2	1	0	0	0	0	0	0	0	TOTAL											1	0	1	0	3	2	0	0	0

### FINAL TEAM STATISTICS

	CHIEFS	BRONCOS		CHIEFS	BRONCOS
TOTAL FIRST DOWNS	7	23	FGs - PATs Had Blocked	0-0	0-0
By Rushing	2	8	Net Punting Average	44.5	37.0
By Passing	4	14	TOTAL RETURN YARDAGE (Not Including Kickoffs)	27	14
By Penalty	1	1	No. and Yards Punt Returns	3-27	4-14
THIRD DOWN EFFICIENCY	1-13-8%	2-9-22%	No. and Yards Kickoff Returns	7-111	2-42
FOURTH DOWN EFFICIENCY	3-3-100%	0-0-0%	No. and Yards Interception Returns	0-0	1-0
TOTAL NET YARDS	129	453	PENALTIES Number and Yards	7-34	4-35
Total Offensive Plays (inc. times thrown passing)	51	62	FUMBLES Number and Lost	3-2	1-0
Average gain per offensive play	2.5	7.3	TOUCHDOWNS	1	5
NET YARDS RUSHING	16	215	Rushing	1	4
Total Rushing Plays	17	34	Passing	1	0
Average gain per rushing play	0.9	6.3	EXTRA POINTS Made-Attempts	1-1	5-5
Tackles for a loss-number and yards	4-6	2-3	Kicking Made-Attempts	1-1	5-5
NET YARDS PASSING	113	238	FIELD GOALS Made-Attempts	0-0	2-2
Times thrown - yards lost attempting to pass	5-19	1-6	RED ZONE EFFICIENCY	1-1-100%	4-6-67%
Gross yards passing	132	244	GOAL TO GO EFFICIENCY	1-1-100%	1-1-100%
PASS ATTEMPTS-COMPLETIONS-HAD INTERCEPTED	29-15-1	27-20-0	SAFETIES	0	0
Avg gain per pass play (inc.# thrown passing)	3.3	8.5	FINAL SCORE	7	41
KICKOFFS Number-In End Zone-Touchbacks	2-0-0	7-1-0	TIME OF POSSESSION	25:33	34:27
PUNTS Number and Average	8-46.3	5-46.4			
Had Blocked	0	0			



## Houston 31, Denver 13

Thursday, Dec. 13, 2007 • 7:15 p.m. CST • Reliant Stadium • Houston

WEATHER: Mostly Cloudy, 59°, Wind NNE 4 mph • TIME: 2:52 • ATTENDANCE: 70,747

Playing on a Thursday for the third consecutive season, the Denver Broncos suffered a 31-13 defeat to the Houston Texans in front of 70,747 fans at Reliant Stadium. Denver's loss coupled with wins by San Diego on Cleveland on Sunday eliminated the 6-8 Broncos from playoff contention.

With 11 receptions for 107 yards, wide receiver Brandon Marshall became the first Bronco in club history to post consecutive games with at least 10 catches. Denver quarterback Jay Cutler completed 27-of-39 passes for 254 yards with one touchdown and no interceptions (95.5 rtg.) as he recorded the first 3,000-yard passing season (3,096 yds.) of his career.

Tight end Tony Scheffler added a career-high 100 yards on seven catches with one touchdown, marking the first 100-yard receiving game of his career and first by a Denver tight end since 2003. He and Marshall gave Denver its first pair of 100-yard receivers in the same game since 2000.

Houston, which scored touchdowns on all four red zone possessions, finished the game with 158 yards on 31 rushes (5.1 avg.), including three touchdowns. The Texans also totaled five sacks, including 3.5 from defensive end Mario Williams.

Quarterback Sage Rosenfels' 5-yard touchdown run on the game's opening possession gave the Texans a 7-0 lead at the 11:04 mark of the first quarter. Denver trimmed its deficit to four points on kicker Jason Elam's 41-yard field goal with 8:49 left in the second quarter.

Following Texans kicker Kris Brown's 41-yard field goal that put Houston ahead 10-3, Elam connected on a 47-yard field goal with 4:31 remaining in the first half. Denver limited Houston to one first down on its final two possessions of the half and entered the third quarter trailing 10-6.

On the opening possession of the second half, the Broncos advanced to the Houston 34-yard line before the drive stalled and they turned the ball over on downs. The Texans then went ahead 17-6 on their next drive when former Broncos running back Ron Dayne scored on a 6-yard run at 5:17 of the third quarter.

Cornerback Dré Bly's interception set up Denver's lone touchdown of the game with Cutler finding Scheffler for a 12-yard score with 36 seconds left in the third quarter, cutting its deficit to 17-13.

The Texans answered in the fourth quarter when Rosenfels connected with wide receiver Andre Johnson for a 4-yard touchdown at the 10:06 mark to stretch their lead to 24-13. Houston fullback Vonta Leach accounted for the game's final score on a 1-yard touchdown run with 3:20 to play.

Denver's loss marked its first-ever defeat to Houston (1-1 regular season, 4-0 preseason), which entered the NFL in 2002.

### OFFICIALS:

**Referee** — William F. Carroll (63); **Umpire** — Bill Schuster (129); **Head Linesman** — John Schleyer (21); **Line Judge** — Gary Arthur (108); **Side Judge** — James Coleman (95); **Field Judge** — Bill Lovett (98); **Back Judge** — Phil Luckett (59); **Replay** — Bob Boylston.

		1	2	3	4	OT	TOTAL		FIELD GOALS (made / ) missed)
<b>VISITOR</b>	Denver Broncos	0	6	7	0	—	13		J. Elam (41) (47)
<b>HOME</b>	Houston Texans	7	3	7	14	—	31		K. Brown (41)
Team	Qtr	Clock Time	PLAY DESCRIPTION (Extra Point) (Drive Info)				SCORE		
TEXANS	1	11:04	S. Rosenfels 5 yd. run (K. Brown, kick) (7-69, 3:56)				0	7	
BRONCOS	2	8:49	J. Elam 41 yd. Field Goal (17-70, 9:20)				3	7	
TEXANS	2	7:38	K. Brown 41 yd. Field Goal (5-20, 1:11)				3	10	
BRONCOS	2	4:31	J. Elam 47 yd. Field Goal (8-48, 3:07)				6	10	
TEXANS	3	5:17	R. Dayne 6 yd. run (K. Brown, kick) (9-66, 5:21)				6	17	
BRONCOS	3	0:36	T. Scheffler 12 yd. pass from J. Cutler (J. Elam, kick) (3-27, 1:24)				13	17	
TEXANS	4	10:06	A. Johnson 4 yd. pass from S. Rosenfels (K. Brown, kick) (9-74, 5:30)				13	24	
TEXANS	4	3:20	V. Leach 1 yd. run (K. Brown, kick) (8-69, 5:01)				13	31	

### DENVER BRONCOS

OFFENSE			DEFENSE		
WR 15	B. Marshall	LE 60	J. Engelberger		
LT 78	M. Lepsis	LT 79	M. Thomas		
LG 73	C. Kuper	RT 99	A. McKinley		
C 62	C. Myers	RE 92	E. Dumervil		
RG 70	M. Holland	WLB 52	I. Gold		
RT 64	E. Pears	MLB 55	D. Williams		
TE 89	D. Graham	LCB 24	C. Bailey		
TE 88	T. Scheffler	RCB 32	D. Bly		
WR 17	G. Martinez	CB 41	K. Paymah		
QB 6	J. Cutler	SS 21	H. Abdullah		
RB 35	S. Young	FS 22	D. Foxworth		

**BRONCOS SUBSTITUTIONS:** K 1 J. Elam, P 10 T. Sauerbrun, WR 19 T. Jacobs, RB 20 T. Henry, RB 23 A. Hall, RB 26 P. Smith, RB 37 C. Sapp, S 38 S. Cargile, S 47 J. Lynch, LB 51 J. Winborn, LB 53 L. Green, LB 57 J. Beck, LB 58 N. Webster, DT 68 S. Harris, G 69 P. Alexander, T 74 R. Harris, TE/LS 83 M. Leach, WR 84 J. Walker, TE 85 C. Mustard, DE 96 T. Crowder, DE 97 K. Peterson, DT 98 J. Mallard. **DID NOT PLAY:** QB 11 P. Ramsey, INACTIVE: 3QB 4 D. Hackney, WR 14 B. Stokley, S 25 N. Ferguson, RB 30 M. Bell, S 31 M. Underwood, G 72 I. Snell, DE 77 L. Birdine, DE 90 P. Carrington.

### HOUSTON TEXANS

OFFENSE			DEFENSE		
WR 80	A. Johnson	LE 98	A. Weaver		
LT 74	E. Salaam	LT 99	T. Johnson		
LG 69	C. Pitts	RT 91	A. Okoye		
C 58	M. Flanagan	RE 90	M. Williams		
RG 65	M. Brisiel	SLB 50	C. Anderson		
RT 73	E. Winston	MLB 59	D. Ryans		
TE 81	O. Daniels	WLB 56	M. Greenwood		
WR 83	K. Walker	LCB 32	F. Bennett		
WR 11	A. Davis	RCB 34	V. Hutchins		
QB 18	S. Rosenfels	SS 24	C. Brown		
RB 37	D. Walker	FS 47	W. Demps		

**TEXANS SUBSTITUTIONS:** P 1 M. Turk, K 3 K. Brown, WR 12 J. Jones, CB 21 J. Fletcher, SS 28 M. Boulware, RB 33 A. Echemandu, RB 36 R. Dayne, CB 38 D. Faggins, FS 40 C. Cox, FB 43 J. Cook, FB 44 V. Leach, LS 48 B. Pittman, LB 54 Z. Diles, LB 55 D. Clark, T 78 R. Butler, TE 85 J. Dreessen, TE 87 M. Bruener, DT 92 J. Zgonina, DE 94 N. Kalu, DT 95 A. Maddox, DE 96 E. Cochran. **DID NOT PLAY:** QB 7 S. Boyd, C 57 D. Hodgdon, INACTIVE: QB 8 M. Schaub, CB 25 D. Wynn, LB 53 W. Kershaw, G 64 K. Studdard, T 71 J. Black, T 75 B. Frye, TE 88 J. Putzier, WR 89 D. Anderson.

### FINAL INDIVIDUAL STATISTICS

Denver Broncos											Houston Texans																				
RUSHING	ATT		YDS	AVG	LG	TD					RUSHING	ATT		YDS	AVG	LG	TD														
S. Young	8		34	4.3	20	0					R. Dayne	11		67	6.1	25	1														
T. Henry	10		27	2.7	9	0					D. Walker	13		66	5.1	14	0														
J. Cutler	2		11	5.5	8	0					K. Walter	2		2	10.5	13	0														
											S. Rosenfels	4		3	0.8	5	1														
											V. Leach	1		1	1.0	1	1														
TOTAL	20		72	3.6	20	0					TOTAL	31		158	5.1	25	3														
PASSING	ATT	CMP	YDS	TKD/YD	TD	LG	IN	Rtg.					PASSING	ATT	CMP	YDS	TKD/YD	TD	LG	IN	Rtg.										
J. Cutler	39	27	254	5/18	1	30	0	95.5					S. Rosenfels	27	16	200	0/0	1	29	1	79.2										
TOTAL	39	27	254	5/18	1	30	0	95.5					TOTAL	27	16	200	0/0	1	29	1	79.2										
PASS RECEIVING			NO	YDS	AVG	LG	TD					PASS RECEIVING			NO	YDS	AVG	LG	TD												
B. Marshall			11	107	9.7	17	0					A. Johnson			6	86	14.3	28	1												
T. Scheffler			7	100	14.3	30	1					O. Daniels			3	53	17.7	29	0												
S. Young			5	8	1.6	5	0					K. Walter			3	32	10.7	25	0												
J. Walker			2	20	10.0	11	0					A. Davis			1	20	20.0	20	0												
G. Martinez			1	17	17.0	17	0					R. Dayne			1	4	4.0	4	0												
D. Graham			1	2	2.0	2	0					V. Leach			1	3	3.0	3	0												
												D. Walker			1	2	2.0	2	0												
TOTAL			27	254	9.4	30	1					TOTAL			16	200	12.5	29	1												
INTERCEPTIONS			NO	YDS	AVG	LG	TD					INTERCEPTIONS			NO	YDS	AVG	LG	TD												
D. Bly			1	37	37.0	37	0																								
TOTAL			1	37	37.0	37	0					TOTAL			0	0	0.0	—	0												
PUNTING	NO	YDS	AVG	NET	TB	IN20	LG					PUNTING	NO	YDS	AVG	NET	TB	IN20	LG												
T. Sauerbrun	2	79	39.5	37.0	0	40	40					M. Turk	3	113	37.7	34.3	0	1	44												
J. Elam	1	31	31.0	31.0	0	1	31																								
TOTAL	3	110	36.7	35.0	0	1	40					TOTAL	3	113	37.7	34.3	0	1	44												
PUNT RETURNS	NO	YDS	AVG	FC	LG	TD					PUNT RETURNS	NO	YDS	AVG	FC	LG	TD														
D. Bly	1	10	10.0	0	10	0					J. Jones	2	5	2.5	0	4	0														
[DOWNED]	1	0	0.0	0	—	0					[DOWNED]	1	0	0.0	0	—	0														
[OUT OF BOUNDS]	1	0	0.0	0	—	0																									
RETURNS	1	10	10.0	0	10	0					RETURNS	2	5	2.5	0	4	0														
KICKOFF RETURNS	NO	YDS	AVG	FC	LG	TD					KICKOFF RETURNS	NO	YDS	AVG	FC	LG	TD														
G. Martinez	4	106	26.5	0	30	0					A. Davis	4	116	29.0	0	50	0														
[TOUCHBACK]	2	0	0.0	0	—	0																									
RETURNS	4	106	26.5	0	30	0					RETURNS	4	116	29.0	0	50	0														
Denver Broncos	Own		Fum		Lost	Rec.	Yds	TD	Opp.		Yds		TD	Out		Houston Texans	Own		Fum		Lost	Rec.	Yds	TD	Opp.		Yds		TD	Out	
FUMBLES	0	0	0	0	0	0	0	0	0	0	0	0	0	0	0	FUMBLES	0	0	0	0	0	0	0	0	0	0	0	0	0	0	
TOTAL	0	0	0	0	0	0	0	0	0	0	0	0	0	0	0	TOTAL	0	0	0	0	0	0	0	0	0	0	0	0	0	0	

### FINAL TEAM STATISTICS

	BRONCOS		TEXANS			BRONCOS		TEXANS	
TOTAL FIRST DOWNS		20		21		0-0		0-0	
By Rushing		5		11		35.0		34.3	
By Passing		13		10	TOTAL RETURN YARDAGE (Not Including Kickoffs)		47		5
By Penalty		2		0	No. and Yards Punt Returns		1-10		2-5
THIRD DOWN EFFICIENCY	4-12-33%		6-11-55%		No. and Yards Kickoff Returns	4-106		4-116	
FOURTH DOWN EFFICIENCY	0-3-0%		0-0-0%		No. and Yards Interception Returns	1-37		0-0	
TOTAL NET YARDS		308		358	PENALTIES Number and Yards	5-25		3-15	
Total Offensive Plays (inc. times thrown passing)		64		58	FUMBLES Number and Lost	0-0		0-0	
Average gain per offensive play		4.8		6.2	TUCHDOWNS		1		4
NET YARDS RUSHING		72		158	Rushing		3		1
Total Rushing Plays		20		31	Passing		1		1
Average gain per rushing play		3.6		5.1	EXTRA POINTS Made-Attempts	1-1		4-4	
Tackles for a loss-number and yards		2-3		0-0	Kicking Made-Attempts	1-1		4-4	
NET YARDS PASSING		236		200	FIELD GOALS Made-Attempts	2-2		1-1	
Times thrown - yards lost attempting to pass		5-18		0-0	RED ZONE EFFICIENCY	1-2-50%		4-4-100%	
Gross yards passing		254		200	GOAL TO GO EFFICIENCY	0-0-0%		3-3-100%	
PASS ATTEMPTS-COMPLETIONS-HAD INTERCEPTED	39-27-0		27-16-1		SAFETIES		0		0
Avg gain per pass play (inc 4 thrown passing)		4.4		7.4	FIELD SCORE		31		13
KICKOFFS Number-In End Zone-Touchbacks	4-0-0		6-3-2		TIME OF POSSESSION	29:34		30:26	
PUNTS Number and Average	3-36.7		3-37.7						
Had Blocked		0		0					



## San Diego 23, Denver 3

Monday, Dec. 24, 2007 • 5:10 p.m. PST • Qualcomm Stadium • San Diego

WEATHER: Clear, 62°, Wind WSW 8 mph • TIME: 2:49 • ATTENDANCE: 65,477

Kicker Jason Elam played in his franchise-record 235th game and accounted for the Denver Broncos' only points in their 23-3 loss to the San Diego Chargers on Monday Night Football in front of 65,477 fans at Qualcomm Stadium.

Denver turned the ball over three times inside San Diego's 25-yard line and was unable to score touchdowns on any of its three red zone possessions. The Broncos' three giveaways snapped a two-game streak in which the club did not commit a turnover.

Elam's 23-yard field goal with 2:47 left in the third quarter and the Broncos trailing 23-0 marked their only scoring in San Diego as they wrapped up their season road schedule with a 2-6 record.

With six catches for a game-high 75 yards, Broncos wide receiver Brandon Marshall moved into a tie for fifth on Denver's single-season receptions list (92). Linebacker D.J. Williams led the Broncos in tackles for the 11th time on the year, posting 13 stops for a defense that held its opponent to 200 or fewer passing yards (187) for the fifth game in a row.

On the first drive of the game, the Broncos appeared to put themselves in position to take an early lead before defensive tackle Igor Olshansky forced a fumble on a sack that was recovered by linebacker Shawne Merriman at the San Diego 16-yard line.

The Chargers turned the takeaway into three points on kicker Nate Kaeding's 40-yard field goal at 7:30 of the first quarter. San Diego extended its lead to 10-0 with 1:51 left in the opening period when running back LaDainian Tomlinson broke free for a 17-yard touchdown run.

Two more field goals in the second quarter by Kaeding, from 23 and 29 yards out, sent the Chargers into halftime leading 16-0. San Diego controlled play for most of the second quarter, converting 5-of-7 third-down attempts and posting an 11:22 time of possession.

The Chargers engineered an 11-play, 84-yard touchdown drive to start the second half with quarterback Philip Rivers finding wide receiver Chris Chambers for a 14-yard scoring pass. The touchdown extended their lead to 23-0 with 7:56 remaining in the quarter.

A fumble recovery by Denver rookie defensive tackle Marcus Thomas at the San Diego 7-yard line late in the third quarter led to the Broncos' first score of the game, Elam's 23-yard field goal. The conversion was his 13th in a row, a streak that tied for the third longest in club history, and marked his 36th consecutive make from inside 40 yards.

In the final quarter, the Broncos held San Diego to 15 yards (all rushing) and did not allow a third-down conversion (0-for-4). Denver was unable to generate much offensively, however, as it failed to convert any of its three third-down attempts and two fourth-down tries.

### OFFICIALS:

**Referee** — John Parry (132); **Umpire** — Tony Michalek (115); **Head Linesman** — Derick Bowers (74); **Line Judge** — John Hussey (35); **Side Judge** — Laird Hayes (125); **Field Judge** — Gary Cavalletto (60); **Back Judge** — Dino Paganelli (105); **Replay** — Jim Blackwood.

		1	2	3	4	OT	TOTAL	FIELD GOALS (made ( ) missed)	
VISITOR	Denver Broncos	0	0	3	0	—	3	J. Elam	(23)
HOME	San Diego Chargers	10	6	7	0	—	23	N. Kaeding	(40) (23) (29)
Team	Qtr	Clock Time	PLAY DESCRIPTION (Extra Point) (Drive Info)					SCORE Visitor Home	
CHARGERS	1	7:30	N. Kaeding 40 yd. Field Goal (10-61, 5:10)					0	3
CHARGERS	1	1:51	L. Tomlinson 17 yd. run (N. Kaeding, kick) (5-44, 2:55)					0	10
CHARGERS	2	3:43	N. Kaeding 23 yd. Field Goal (9-38, 4:37)					0	13
CHARGERS	2	0:00	N. Kaeding 29 yd. Field Goal (10-54, 2:33)					0	16
CHARGERS	3	7:56	C. Chambers 14 yd. pass from P. Rivers (N. Kaeding, kick) (11-84, 7:04)					0	23
BRONCOS	3	2:47	J. Elam 23 yd. Field Goal (4-2, 0:48)					3	23

### DENVER BRONCOS

OFFENSE			DEFENSE		
WR 15	B. Marshall	LE 60	J. Engelberger		
LT 78	M. Lepsis	LT 79	M. Thomas		
LG 73	C. Kuper	RT 99	A. McKinley		
C 62	C. Myers	RE 92	E. Dumervil		
RG 70	M. Holland	WLB 51	J. Winborn		
RT 64	E. Pears	MLB 55	D. Williams		
TE 89	D. Graham	SLB 58	N. Webster		
WR 84	J. Walker	LCB 24	C. Bailey		
QB 6	J. Cutler	RCB 32	D. Bly		
RB 35	S. Young	SS 21	H. Abdullah		
TE 88	T. Scheffler	FS 47	J. Lynch		

**BRONCOS SUBSTITUTIONS:** K 1 J. Elam, P 3 P. Ernster, K 5 M. Prater, WR 17 G. Martinez, RB 20 T. Henry, CB 22 D. Foxworth, RB 23 A. Hall, RB 26 P. Smith, RB 37 C. Sapp, S 38 S. Cargile, CB 41 K. Paymah, S 43 R. Rogers, LB 53 L. Green, LB 57 J. Beck, DT 68 S. Harris, G 69 P. Alexander, T 74 R. Harris, TE/LS 83 M. Leach, TE 85 C. Mustard, DE 96 T. Crowder, DE 97 K. Peterson, DT 98 J. Mallard. **DID NOT PLAY:** QB 11 P. Ramsey, **INACTIVE:** 3QB 4 D. Hackney, WR 14 B. Stokley, WR 19 T. Jacobs, RB 30 M. Bell, LB 52 I. Gold, G 72 I. Snell, DE 77 L. Birdine, DE 90 P. Carrington.

### SAN DIEGO CHARGERS

OFFENSE			DEFENSE		
WR 89	C. Chambers	DE 99	I. Olshansky		
LT 73	M. McNeill	DT 91	B. McKinney		
LG 68	K. Dielman	DE 74	J. Cesaie		
C 61	N. Hardwick	OLB 95	S. Phillips		
RG 79	M. Goff	ILB 54	S. Cooper		
RT 66	J. Clary	ILB 57	M. Wilhelm		
TE 85	A. Gates	OLB 56	S. Merriman		
WR 83	V. Jackson	LCB 23	Q. Jammer		
QB 17	P. Rivers	RCB 31	A. Cromartie		
FB 34	A. Pinnock	SS 42	C. Hart		
RB 21	L. Tomlinson	FS 20	M. McCree		

**CHARGERS SUBSTITUTIONS:** P 5 M. Scifres, QB 7 B. Volek, K 10 N. Kaeding, CB 24 C. Gordon, CB/S 28 S. Gregory, CB 29 D. Florence, S 32 E. Weddle, RB 33 M. Turner, TE/WR 40 L. Naanee, RB/KR 43 D. Sproles, LS 50 D. Binn, LB 51 T. Dobbins, LB 59 B. Siler, C/G 63 S. Mruczkowski, C/G 65 C. Withrow, OT 70 S. Olivea, WR 81 K. Osgood, WR 84 C. Davis, TE 86 B. Manumaleuna, LB 92 M. Harris, DE 93 L. Castillo, LB 94 J. Tucker, DT 97 R. Bingham. **DID NOT PLAY:** None. **INACTIVE:** 3QB 6 C. Whitehurst, CB 25 P. Oliver, FB 41 L. Neal, LB 53 A. Waters, OT 72 R. Oben, DT 76 J. Williams, WR 80 M. Floyd, TE 87 S. Chandler.

### FINAL INDIVIDUAL STATISTICS

Denver Broncos										San Diego Chargers											
RUSHING	ATT	YDS	AVG	LG	TD					RUSHING	ATT	YDS	AVG	LG	TD						
J. Cutler	3	42	14.0	21	0					L. Tomlinson	19	107	5.6	17	1						
S. Young	10	39	3.9	10	0					D. Sproles	6	17	2.8	7	0						
T. Henry	4	11	2.8	5	0					M. Turner	7	11	1.6	4	0						
C. Sapp	2	0	0.0	1	0					C. Chambers	1	8	8.0	8	0						
										C. Davis	1	6	6.0	6	0						
										B. Volek	4	-2	-0.5	0	0						
TOTAL	19	92	4.8	21	0					TOTAL	38	147	3.9	17	1						
PASSING	ATT	CMP	YDS	TKD/YD	TD	LG	IN	Rtg.		PASSING	ATT	CMP	YDS	TKD/YD	TD	LG	IN	Rtg.			
J. Cutler	32	14	155	4/22	0	27	2	32.7		P. Rivers	25	17	189	1/3	1	30	0	103.6			
										B. Volek	3	1	1	1/0	0	1	0	42.4			
TOTAL	32	14	155	4/22	0	27	2	32.7		TOTAL	28	18	190	2/3	1	30	0	95.8			
PASS RECEIVING		NO	YDS	AVG	LG	TD					PASS RECEIVING		NO	YDS	AVG	LG	TD				
B. Marshall		2	75	12.5	27	0					C. Chambers		4	71	17.8	30	1				
T. Scheffler		2	37	18.5	20	0					V. Jackson		4	46	11.5	28	0				
C. Mustard		2	21	10.5	11	0					D. Sproles		4	7	1.8	8	0				
J. Walker		2	14	7.0	9	0					C. Davis		2	27	13.5	17	0				
S. Young		2	8	4.0	5	0					L. Tomlinson		2	7	3.5	5	0				
											A. Gates		1	24	24.0	24	0				
											M. Turner		1	8	8.0	8	0				
TOTAL		14	155	11.1	27	0					TOTAL		18	190	10.6	30	1				
INTERCEPTIONS		NO	YDS	AVG	LG	TD					INTERCEPTIONS		NO	YDS	AVG	LG	TD				
											C. Hart		1	13	13.0	13	0				
											Q. Jammer		1	0	0.0	0	0				
TOTAL		0	0	0.0	—	0					TOTAL		2	13	6.5	13	0				
PUNTING	NO	YDS	AVG	NET	TB	IN20	LG			PUNTING	NO	YDS	AVG	NET	TB	IN20	LG				
P. Ernster	5	178	35.6	35.6	0	1	59			M. Scifres	5	220	44.0	44.0	0	4	59				
TOTAL	5	178	35.6	35.6	0	1	59			TOTAL	5	220	44.0	44.0	0	4	59				
PUNT RETURNS	NO	YDS	AVG	FC	LG	TD					PUNT RETURNS	NO	YDS	AVG	FC	LG	TD				
G. Martinez	0	0	0.0	4	—	0					[DOWNED]	2	0	0.0	0	—	0				
[OUT OF BOUNDS]	1	0	0.0	0	—	0					[OUT OF BOUNDS]	3	0	0.0	0	—	0				
RETURNS	0	0	0.0	4	—	0					RETURNS	0	0	0.0	0	—	0				
KICKOFF RETURNS	NO	YDS	AVG	FC	LG	TD					KICKOFF RETURNS	NO	YDS	AVG	FC	LG	TD				
A. Hall	4	105	26.3	0	30	0					D. Sproles	2	44	22.0	0	24	0				
G. Martinez	1	35	35.0	0	35	0															
RETURNS	5	140	28.0	0	35	0					RETURNS	2	44	22.0	0	24	0				
Denver Broncos	Fumbles		Own Rec.	Yds	TD	FF	Rec.	Yds	TD	Own Bnds	San Diego Chargers	Fumbles		Own Rec.	Yds	TD	FF	Rec.	Yds	TD	Own Bnds
J. Cutler	2	1	0	-3	0	0	0	0	0	0	C. Chambers	1	0	0	0	0	0	0	0	0	0
T. Henry	0	0	1	0	0	0	0	0	0	0	B. Volek	1	1	0	-2	0	0	0	0	0	
D. Foxworth	0	0	0	0	0	1	0	0	0	0	I. Olshansky	0	0	0	0	1	0	0	0	0	
M. Thomas	0	0	0	0	0	0	1	0	0	0	S. Merriman	0	0	0	0	0	1	0	0	0	
TOTAL	2	1	1	-3	0	1	1	0	0	0	TOTAL	2	1	0	-2	0	1	1	0	0	





## Denver 23, Minnesota 19 OT

Sunday, Dec. 30, 2007 • 2:16 p.m. MST • INVESCO Field at Mile High • Denver

WEATHER: Partly Cloudy, 36°, Wind SW 7 mph • TIME: 3:06 • ATTENDANCE: 76,084

The Denver Broncos won their regular-season finale for the third time in the last four seasons as they closed out the 2007 campaign with a 22-19 overtime victory against the Minnesota Vikings in front of 76,084 fans at INVESCO Field at Mile High.

Appearing in its fourth overtime game of the year, a total that tied a franchise record and was the most by an NFL team since 2003 (Carolina), Denver won the contest on kicker Jason Elam's 30-yard field goal 52 seconds into the extra period. The Vikings, who were playing for a postseason berth, overcame a 19-3 deficit early in the fourth quarter to force overtime.

The Broncos finished the season with a 7-9 record, ending their club-record tying seven-year streak of posting at least a .500 winning percentage.

Denver wide receiver Brandon Marshall had his third game with at least 10 catches in the last four weeks, totaling 10 grabs for a game-high 114 yards with one touchdown. He finished the year with the third-most receptions (102) by a second-year player in NFL history while posting the second and third-best respective single-season outputs for catches and receiving yards (1,325) by a Bronco in team annals.

Broncos quarterback Jay Cutler also notched his fourth game of the year with a passer rating of at least 100, recording a 106.4 mark after completing 26-of-37 passes for 246 yards with two touchdowns and no interceptions.

It appeared the Vikings took a 7-0 lead on running back Chester Taylor's 3-yard touchdown run seven minutes into the game. The Broncos challenged the ruling, which was reversed and resulted in a fumble out of bounds for a touchback.

Minnesota scored the game's first points when kicker Ryan Longwell converted a 22-yard field goal attempt at 14:51 of the second quarter.

Denver answered the Vikings' score with two touchdowns that sent it into halftime leading 14-3. Cutler found Marshall for a 15-yard touchdown at 11:25 of the second quarter before defensive end Elvis Dumervil's fumble recovery set up tight end Tony Scheffler's 2-yard scoring grab with 1:54 left in the first half.

A 43-yard field goal by Elam midway through the third quarter and a safety on a penalty in the end zone early in the fourth quarter gave Denver a 19-3 advantage. The Vikings erased their 16-point deficit with two touchdown receptions by wide receiver Bobby Wade, along with the accompanying two-point conversions, on consecutive drives to send the game into overtime.

Minnesota turned the ball over at its 12-yard line two plays into the extra period on Dumervil's second fumble recovery of the day, setting up Elam's 30-yard game-winning field goal.

### OFFICIALS:

**Referee** — Jerome Boger (23); **Umpire** — Garth DeFelice (53); **Head Linesman** — Jerry Bergman (91); **Line Judge** — Jeff Bergman (32); **Side Judge** — Joe Larrew (73); **Field Judge** — Scott Steenson (88); **Back Judge** — Bob Waggoner (25); **Replay** — Dick Creed.

		1	2	3	4	OT	TOTAL		FIELD GOALS (made ( ) missed)
VISITOR	Minnesota Vikings	0	3	0	16	0	19		R. Longwell (22)
HOME	Denver Broncos	0	14	3	2	3	22		J. Elam (43) (30)
Team	Qtr	Clock Time	PLAY DESCRIPTION (Extra Point) (Drive Info)				SCORE		
VIKINGS	2	14:51	R. Longwell 22 yd. Field Goal (13-56, 6:05)				3	0	
BRONCOS	2	11:25	B. Marshall 15 yd. pass from J. Cutler (J. Elam, kick) (6-74, 3:26)				3	7	
BRONCOS	2	1:54	T. Scheffler 2 yd. pass from J. Cutler (J. Elam, kick) (7-48, 4:09)				3	14	
BRONCOS	3	7:35	J. Elam 43 yd. Field Goal (13-52, 6:23)				3	17	
BRONCOS	4	13:04	Penalty on R. Cook enforced in end zone for a Safety				3	19	
VIKINGS	4	5:18	B. Wade 5 yd. pass from T. Jackson (T. Jackson, run) (8-69, 2:46)				11	19	
VIKINGS	4	2:21	B. Wade 22 yd. pass from T. Jackson (T. Jackson, run) (5-65, 1:51)				19	19	
BRONCOS	5	14:08	J. Elam 30 yd. Field Goal (1-0, 0:04)				19	22	

### DENVER BRONCOS

OFFENSE			DEFENSE		
WR	15	B. Marshall	LE	60	J. Engelberger
LT	78	M. Lepsis	LT	79	M. Thomas
LG	73	C. Kuper	RT	99	A. McKinley
C	62	C. Myers	RE	92	E. Dumervil
RG	70	M. Holland	WLB	51	J. Winborn
RT	64	E. Pears	MLB	55	D. Williams
TE	88	T. Scheffler	LCB	24	C. Bailey
WR	84	J. Walker	RCB	32	D. Bly
QB	6	J. Cutler	CB	41	K. Paymah
RB	35	S. Young	SS	21	H. Abdullah
TE	85	C. Mustard	FS	47	J. Lynch

**BRONCOS SUBSTITUTIONS:** K 1 J. Elam, P 2 S. Paulescu, K 5 M. Prater, WR 17 G. Martinez, WR 19 T. Jacobs, RB 20 T. Henry, CB 22 D. Foxworth, RB 23 A. Hall, RB 26 P. Smith, RB 37 C. Sapp, S 38 S. Cargile, S 43 R. Rogers, LB 53 L. Green, LB 57 J. Beck, LB 58 N. Webster, DT 68 S. Harris, G 69 P. Alexander, T 74 R. Harris, TE/LS 83 M. Leach, DE 96 T. Crowder, DE 97 K. Peterson, DT 98 J. Mallard. **DID NOT PLAY:** QB 11 P. Ramsey. **INACTIVE:** 3QB 4 D. Hackney, WR 14 B. Stokley, RB 30 M. Bell, LB 52 I. Gold, G 72 I. Snell, DE 77 L. Birdine, TE 89 D. Graham, DE 90 P. Carrington.

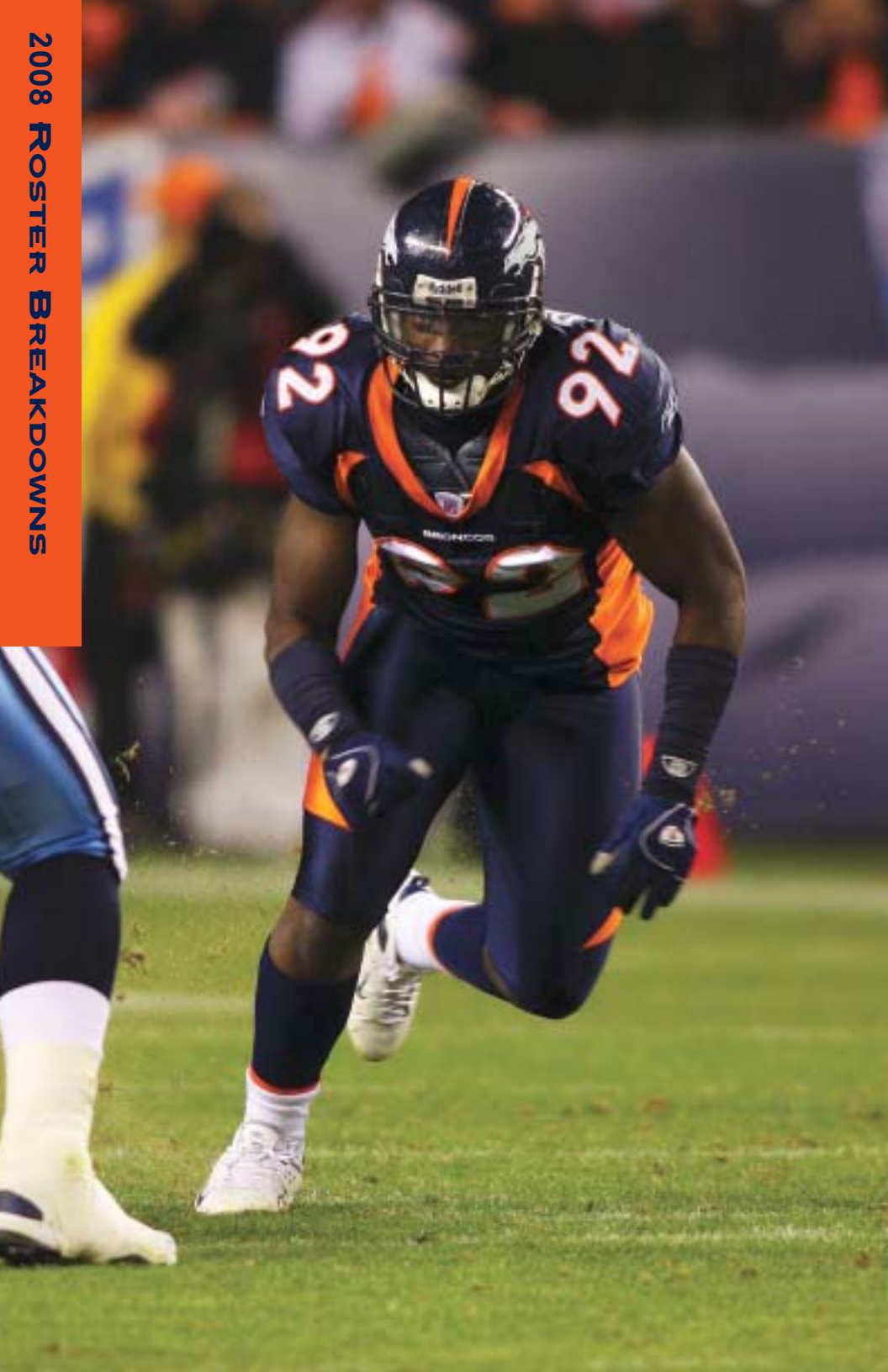
### MINNESOTA VIKINGS

OFFENSE			DEFENSE		
WR	19	B. Wade	LE	95	K. Udeze
LT	74	B. McKinnie	UT	93	K. Williams
LG	76	S. Hutchinson	NT	94	P. Williams
C	78	M. Birk	RE	96	B. Robison
RG	64	A. Herrera	SLB	51	B. Leber
RT	62	R. Cook	MLB	56	E. Henderson
TE	81	V. Shiancoe	WLB	52	C. Greenway
WR	89	R. Ferguson	LCB	31	M. McCauley
QB	7	T. Jackson	RCB	23	C. Griffin
WR	82	T. Williamson	SS	42	D. Sharper
RB	29	C. Taylor	FS	24	D. Smith

**VIKINGS SUBSTITUTIONS:** P 5 C. Kluwe, K 8 R. Longwell, S 25 T. Williams, CB 27 R. Whitaker, RB 28 A. Peterson, RB 30 M. Moore, S 37 E. Frampton, TE 40 J. Kleinsasser, CB 41 C. Gordon, TE 45 G. Mills, LS 46 C. Loeffler, FB 49 T. Richardson, LB 58 D. Herron, LB 59 H. Farwell, T 72 M. Johnson, DE 73 O. Grigsby, G 79 A. Hicks, FB 83 J. Dugan, WR 84 A. Allison, DT 90 F. Evans, DE 92 J. Mitchell, DT 97 S. Johnson. **DID NOT PLAY:** QB 9 B. Bollinger. **INACTIVE:** 3QB 13 K. Holcomb, WR 18 S. Rice, S 21 M. Doss, CB 26 A. Winfield, FB 38 N. Tahi, LB 50 V. Ciurciu, LB 54 D. Thomas, T 75 C. Johnson.

### FINAL INDIVIDUAL STATISTICS

Minnesota Vikings											Denver Broncos														
RUSHING	ATT	YDS	AVG	LG	TD							RUSHING	ATT	YDS	AVG	LG	TD								
C. Taylor	10	83	8.3	24	0							S. Young	22	87	4.0	20	0								
A. Peterson	11	36	3.3	8	0							B. Marshall	2	31	15.5	24	0								
T. Jackson	4	36	9.0	32	0							A. Hall	3	10	3.3	10	0								
M. Moore	2	17	8.5	12	0																				
TOTAL	27	172	6.4	32	0							TOTAL	27	128	4.7	24	0								
PASSING	ATT	CMP	YDS	TD	LG	IN	Rtg.					PASSING	ATT	CMP	YDS	TD	LG	IN	Rtg.						
T. Jackson	31	16	175	3/15	2	30	0	90.1					J. Cutler	37	26	246	1/12	2	27	0	106.4				
TOTAL	31	16	175	3/15	2	30	0	90.1					TOTAL	37	26	246	1/12	2	27	0	106.4				
PASS RECEIVING	NO	YDS	AVG	LG	TD							PASS RECEIVING	NO	YDS	AVG	LG	TD								
B. Wade	5	92	18.4	30	2							B. Marshall	10	114	11.4	17	1								
R. Ferguson	5	39	7.8	21	0							T. Scheffler	7	52	7.4	18	1								
C. Taylor	3	9	3.0	10	0							C. Mustard	3	41	13.7	15	0								
G. Mills	2	26	13.0	18	0							S. Young	3	12	4.0	8	0								
A. Allison	1	9	9.0	9	0							J. Walker	2	16	8.0	9	0								
												C. Sapp	1	1	1.0	1	0								
												G. Martinez	0	10	0.0	10	0								
TOTAL	16	175	10.9	30	2							TOTAL	26	246	9.5	18	2								
INTERCEPTIONS	NO	YDS	AVG	LG	TD							INTERCEPTIONS	NO	YDS	AVG	LG	TD								
TOTAL	0	0	0.0	—	0							TOTAL	0	0	0.0	—	0								
PUNTING	NO	YDS	AVG	NET	TB	IN20	LG					PUNTING	NO	YDS	AVG	NET	TB	IN20	LG						
C. Kluwe	4	186	46.5	42.8	0	2	51					S. Paulescu	5	221	44.2	40.0	0	1	51						
TOTAL	4	186	46.5	42.8	0	2	51					TOTAL	5	221	44.2	40.0	0	1	51						
PUNT RETURNS	NO	YDS	AVG	FC	LG	TD							PUNT RETURNS	NO	YDS	AVG	FC	LG	TD						
M. Moore	3	21	7.0	0	13	0							G. Martinez	2	15	7.5	0	12	0						
[OUT OF BOUNDS]	2	0	0.0	0	—	0							[OUT OF BOUNDS]	2	0	0.0	0	—	0						
RETURNS	3	21	7.0	0	13	0							RETURNS	2	15	7.5	0	12	0						
KICKOFF RETURNS	NO	YDS	AVG	FC	LG	TD							KICKOFF RETURNS	NO	YDS	AVG	FC	LG	TD						
A. Peterson	3	88	29.3	0	31	0							A. Hall	2	43	21.5	0	24	0						
[TOUCHBACK]	2	0	0.0	0	—	0							D. Bly	1	23	23.0	0	23	0						
												[TOUCHBACK]	2	0	0.0	0	—	0							
RETURNS	3	88	29.3	0	31	0							RETURNS	3	66	22.0	0	24	0						
Minnesota Vikings	Own	Opp.	Own	Opp.	Own	Opp.	Own	Opp.	Own	Opp.	Minnesota Broncos	Own	Opp.	Own	Opp.	Own	Opp.	Own	Opp.	Own	Opp.				
FUMBLES	Fum	Lost	Rec.	Yds	TD	FF	Rec.	Yds	TD	Bnds	FUMBLES	Fum	Lost	Rec.	Yds	TD	FF	Rec.	Yds	TD	Bnds				
C. Taylor	2	2	0	0	0	0	0	0	0	1	J. Cutler	1	0	1	0	0	0	0	0	0	0				
T. Jackson	2	1	0	-11	0	0	0	0	0	0	B. Marshall	1	0	1	0	0	0	0	0	0	0				
A. Peterson	0	0	1	0	0	0	0	0	0	0	J. Engelberger	0	0	0	0	0	1	0	0	0	0				
C. Greenway	0	0	0	0	0	1	0	0	0	0	A. McKinley	0	0	0	0	0	1	0	0	0	0				
												E. Dumervil	0	0	0	0	0	2	0	0	0	0			
TOTAL	4	3	1	-11	0	1	0	0	0	1	TOTAL	2	0	2	0	0	2	2	0	0	0				



## BRONCOS BREAKDOWN BY POSITION

Players listed alphabetically

## OFFENSE

**QUARTERBACK**

Jay Cutler  
Cullen Finnerty  
Darrell Hackney  
Patrick Ramsey

**RUNNING BACK**

*Anthony Alridge*  
Mike Bell  
Andre Hall  
*Peyton Hillis*  
Michael Pittman  
Cecil Sapp  
*Ryan Torain*  
Selvin Young

**WIDE RECEIVER**

Keary Colbert  
Darrell Jackson  
Taylor Jacobs  
Brandon Marshall  
Glenn Martinez  
*Marquay McDaniel*  
Samie Parker  
*Eddie Royal*  
Clifford Russell  
*Lorne Sam*  
Edell Shepherd  
Brandon Stokley

**TIGHT END**

Daniel Graham  
Nate Jackson  
Mike Leach  
Chad Mustard  
Brett Pierce  
Tony Scheffler

**GUARD**

P.J. Alexander  
*Mitch Erickson*  
Dylan Gandy  
Ben Hamilton  
Montrae Holland  
Chris Kuper  
*Kory Lichtensteiger*  
Casey Wiegmann

**CENTER**

P.J. Alexander  
Ben Hamilton  
Tom Nalen  
*Kory Lichtensteiger*  
Casey Wiegmann

**TACKLE**

*Ryan Clady*  
Ryan Harris  
Chris Kuper  
Erik Pears  
*Tyler Polumbus*

## DEFENSE

**SAFETY**

Hamza Abdullah  
*Josh Barrett*  
John Lynch  
Marquand Manuel  
Marlon McCree  
Roderick Rogers  
Vickiel Vaughn

**DEFENSIVE END**

Larry Birdine  
Paul Carrington  
Tim Crowder  
Elvis Dumervil  
Ebenezer Ekuban  
John Engelberger  
Julian Jenkins  
Jarvis Moss

**LINEBACKER**

Brandon Archer  
Boss Bailey  
Jordan Beck  
Louis Green  
Niko Koutouvides  
*Spencer Larsen*  
Nate Webster  
D.J. Williams  
Jamie Winborn  
*Wesley Woodyard*

**DEFENSIVE TACKLE**

Nic Clemons  
Steven Harris  
Josh Mallard  
Alvin McKinley  
Kenny Peterson  
*Carlton Powell*  
Dewayne Robertson  
Marcus Thomas

**CORNERBACK**

Champ Bailey  
Dré Bly  
Damonique Foxworth  
Christian Morton  
Karl Paymah  
Lamont Reid  
*Jack Williams*

## SPECIAL TEAMS

**PUNTER**

*Danny Baugher*  
Brett Kern  
Sam Paulescu

**PLACE KICKER**

*Garrett Hartley*  
Matt Prater

**SNAPPER (PUNTS)**

Chris Kuper  
Mike Leach  
Josh Mallard  
Brett Pierce  
Tony Scheffler

**SNAPPER (KICKS)**

Chris Kuper  
Mike Leach  
Josh Mallard  
Brett Pierce  
Tony Scheffler

**HOLDER**

Jay Cutler  
Sam Paulescu  
Patrick Ramsey

**KICKOFF RETURNS**

*Anthony Alridge*  
Mike Bell  
Andre Hall  
Taylor Jacobs  
Glenn Martinez  
*Marquay McDaniel*  
Samie Parker  
*Eddie Royal*  
Clifford Russell

**PUNT RETURNS**

Dré Bly  
Andre Hall  
Brandon Marshall  
Glenn Martinez  
*Marquay McDaniel*  
Christian Morton  
Samie Parker  
*Eddie Royal*

*Rookies and first-year players are displayed in italics*  
Players may be listed at more than one position  
Position assignments are tentative as of June 11, 2008

## PRONUNCIATION GUIDE

Hamza Abdullah (HAHM-zah)  
Danny Baugher (BAHG-er)  
Keary Colbert (KER-ee)  
Elvis Dumervil (doo-mehr-vill)

Ebenezer Ekuban (EK-you-BON)  
Niko Koutouvides (KOO-tah-VEE-dees)  
Chris Kuper (KOO-pehr)  
Kory Lichtensteiger (LICK-ten-sty-ger)

Josh Mallard (MAL-urd)  
Marquand Manuel (mar-KWAND)  
Marquay McDaniel (mar-KWAY)  
Sam Paulescu (paw-LESS-cue)

Erik Pears (PEERS)  
Matt Prater (PRAY-ter)  
Edell Shepherd (eh-DELL)  
Vickiel Vaughn (vih-KELL)  
Casey Wiegmann (WIG-mann)

# DENVER BRONCOS 2008 ROSTER (AS OF JUNE 11, 2008)

No.	Player	Pos.	Ht.	Wt.	Birthdate	NFL Exp.	College	High School Hometown	How Acq.	2007 PS-DNP-WA	Numerical Roster
21	Abdullah, Hamza	S	6-2	216	8/20/83	4	Washington State	Pomona, Calif.	PS(TB)-'05	11-8-0-5	1
69	Alexander, P.J.	G	6-4	297	12/23/78	4	Syracuse	Tallahassee, Fla.	FA-'07	11-0-0-0	2
38	Archer, Anthony	RB	5-9	185	11/24/83	6	Houston	Denton, Texas	CFA-'08	0-0-0-0	3
54	Archer, Brandon	LB	6-0	230	10/30/83	2	Kansas State	St. Paul, Minn.	W(Ind)-'08	0-0-0-1^	4
97	Bailey, Boss	LB	6-3	232	10/14/79	6	Georgia	Folkston, Ga.	UFA(Def)-'08	15-12-0-1^	5
36	Bailey, Champ	QB	6-0	192	6/22/78	10	Georgia	Folkston, Ga.	T(Was)-'04	15-15-0-1	6
24	Barratt, Josh	S	6-3	225	11/22/84	1	Arizona State	Reno, Nev.	DW-'08	0-0-0-0	7
9	Baughner, Danny	P	5-10	202	1/24/84	1	Arizona	Phoenix, Ariz.	FA-'08	0-0-0-0	8
57	Beck, Jordan	LB	6-2	235	4/18/83	4	Cal Poly/SLO	Mount Hermion, Calif.	FA-'07	11-0-0-0	9
30	Bel, Mike	RB	6-0	225	4/23/83	3	Arizona	Tolleson, Ariz.	CFA-'06	5-0-0-11	10
77	Birdline, Larry	DE	6-4	270	10/6/83	3	Oklahoma	Lawton, Okla.	PS(Ten)-'07	0-0-0-8	11
32	Blay, Dré	DE	5-10	188	5/22/77	10	North Carolina	Chesapeake, Va.	T(Def)-'07	16-16-0-0	12
95	Carrington, Paul	TE	6-7	270	11/10/82	3	Central Florida	Springfield, Ga.	FA-'08	0-0-0-8	13
78	Clady, Ryan	DE	6-6	325	9/6/86	2	Boise State	Rialto, Calif.	D1-'08	0-0-0-0	14
93	Clemons, Nic	DT	6-6	300	2/3/80	5	Georgia	Griffin, Ga.	FA-'08	0-0-0-0	15
13	Cobert, Keary	WR	6-1	205	5/21/82	2	Southern California	Oxnard, Calif.	UFA(Car)-'08	12-8-0-2^	16
96	Crowder, Tim	DE	6-4	275	6/30/85	3	Texas	Tyler, Texas	D2-'07	13-1-0-3	17
8	Cutter, Jay	DE	6-3	233	4/29/83	3	Vanderbilt	Lincoln City, Ind.	D1-'06	16-16-0-0	18
92	Dumervil, Elvis	DE	5-11	260	1/19/84	3	Louisville	Miami, Fla.	D4b-'06	16-16-0-0	19
91	Ekuban, Ebenezer	DE	6-4	275	5/29/76	10	North Carolina	Bladensburg, Md.	T(Cle)-'05	0-0-0-3	20
60	Engelberger, John	DE	6-4	260	10/18/76	9	Virginia Tech	Springfield, Va.	PS(Ten)-'05	16-15-0-0	21
61	Erickson, Mitch	G	6-6	290	5/14/85	2	South Dakota State	Hutchinson, Minn.	CFA-'08	0-0-0-0	22
8	Finnerty, Cullen	QB	6-2	205	8/18/82	2	Grand Valley State	Brighton, Mich.	D3b-'05	14-6-1-1	23
22	Foworth, Dominique	CB	5-11	180	3/27/83	4	Maryland	Catonsville, Md.	FA-'08	10-1-3-3^	24
65	Gandy, Dylan	G	6-3	290	3/8/82	4	Texas Tech	Pluggerville, Texas	FA-'08	15-15-0-1	25
89	Graham, Daniel	TE	6-3	257	11/16/78	5	Colorado	Denver, Colo.	UFA(NE)-'07	16-0-0-0	26
52	Green, Louis	LB	6-3	237	9/23/79	7	Alcorn State	Fayette, Miss.	FA-'03	0-0-0-8	27
4	Hackney, Darrell	QB	6-0	248	8/7/83	2	Alabama-Birmingham	Atlanta, Ga.	FA-'07	0-0-0-8	28
23	Hall, Andre	RB	5-10	212	8/20/82	2	South Florida	St. Petersburg, Fla.	FA-'06	10-1-5-5	29
50	Hamilton, Ben	G/C	6-3	290	8/18/77	8	Minnesota	Minneapolis, Minn.	D4a-'01	0-0-0-3	30
74	Harris, Ryan	T	6-5	300	3/1/85	2	Notre Dame	St. Paul, Minn.	D3-'07	11-0-0-5	31
68	Harris, Steven	DT	6-5	305	8/14/84	2	Florida	Coral Gables, Fla.	CFA-'07	4-0-0-0	32
39	Harley, Garrett	FB	5-8	196	5/16/86	2	Oklahoma	Southlake, Texas	CFA-'08	0-0-0-0	33
48	Hillis, Peyton	K	6-2	250	1/21/86	2	Arkansas	Conway, Ark.	D7b-'08	0-0-0-0	34
70	Holland, Montreae	G	6-2	322	5/21/80	6	Florida State	Orem, Texas	UFA(NO)-'07	16-16-0-0	35
82	Jackson, Darrell	WR	5-11	210	12/6/78	9	Florida	Tampa, Fla.	FA-'08	15-15-0-1^	36
81	Jackson, Nate	TE	6-3	235	6/4/79	6	Memlo College	San Jose, Calif.	T(SF)-'03	5-1-0-0	37
19	Jacobs, Taylor	WR	6-1	205	5/30/81	6	Florida	Tallahassee, Fla.	FA-'07	10-0-0-2^	38
75	Jenkins, Julian	DE	6-3	270	10/25/83	2	Stanford	Atlanta, Ga.	FA-'08	0-0-0-0	39
51	Kern, Brett	P	6-3	205	2/17/86	5	Toledo	Grand Island, N.Y.	CFA-'08	15-0-0-1^	40
53	Koutouvides, Niko	LB	6-2	238	3/25/81	5	Purdue	Plainville, Conn.	UFA(Sea)-'08	0-0-0-0	41
73	Kuper, Chris	G	6-4	302	12/19/82	3	North Dakota	Anchorage, Alaska	D5-'06	16-11-0-0	42

46	Larsen, Spencer	LB	6-2	240	3/4/84	R	Arizona	Gilbert, Ariz.	D6-'08	0-0-0-0	52
83	Leach, Mike	TE/S	6-2	240	10/18/76	9	William & Mary	Jefferson Township, N.J.	FA-'02	16-0-0-0	53
67	Lynch, John	C	6-3	295	3/22/85	16	Bowling Green	Van Wert, Ohio	D4a-'08	0-0-0-0	54
98	Mallard, Josh	DT	6-2	220	9/25/71	16	Stanford	Del Mar, Calif.	FA-'04	13-12-0-3	55
33	Manuel, Marquand	S	6-0	213	7/11/79	7	Georgia	Savannah, Ga.	FA-'07	11-0-0-0^	56
15	Marshall, Brandon	WR	6-4	280	3/23/84	3	Central Florida	Miami, Fla.	UFA(Car)-'08	16-2-0-0^	57
17	McIntee, Glenn	WR	6-1	190	11/30/81	3	Saginaw Valley State	Winter Park, Fla.	D4a-'06	16-16-0-0	58
16	McDaniel, Marquay	S	5-11	204	3/17/77	8	Kentucky	Fort Orange, Fla.	FA-'07	12-1-0-1	59
99	McKinley, Alvin	DT	6-3	205	4/20/84	9	Hampton	Port Orange, Fla.	FA-'08	16-16-0-0^	60
25	Morton, Christian	DE	6-0	200	2/28/81	2	Illinois	Virginia Beach, Va.	CFA(Cle)-'07	0-0-0-0	61
94	Moss, Jarvis	DE	6-6	265	8/3/84	4	Florida	Denton, Texas	D1-'07	0-0-0-0	62
85	Mustard, Chad	TE	6-6	277	10/8/77	15	North Dakota	Columbus, Neb.	D7c-'94	6-1-0-2	63
12	Parker, Samie	WR	5-11	185	5/13/71	15	Boston College	Foxboro, Mass.	FA-'07	12-2-0-1	64
2	Paulescu, Sam	P	6-0	195	3/25/81	5	Oregon State	Long Beach, Calif.	UFA(KO)-'08	5-5-0-0	65
41	Payman, Karl	CB	6-0	195	4/18/84	4	Oregon State	La Habra, Calif.	FA-'07	15-7-0-1^	66
64	Pears, Erik	T	6-8	305	11/29/82	2	Washington State	Culver City, Calif.	D3a-'05	15-3-0-1	67
90	Peterson, Kenny	DT	6-3	300	6/25/82	3	Colorado State	Denver, Colo.	CFA-'05	16-16-0-0	68
84	Pierce, Brett	TE	6-5	220	11/21/78	6	Ohio State	Concord, Ohio	CFA-'06	7-0-0-0	69
28	Pittman, Michael	RB	6-0	225	1/7/81	11	Stanford	Vancouver, Wash.	FA-'08	0-0-0-0	70
76	Powell, Tyler	DT	6-8	310	4/10/85	R	Fresno State	San Diego, Calif.	UFA(TB)-'08	10-3-0-6^	71
1	Prater, Matt	T	6-2	188	8/14/85	R	Colorado	Greenwood Village, Colo.	CFA-'08	0-0-0-0	72
5	Ramsay, Patrick	K	5-10	188	8/10/84	2	Central Florida	Chesapeake, Va.	D5b-'08	0-0-0-0	73
31	Reid, Lamont	QB	6-2	225	2/14/79	7	Tulane	Estero, Fla.	PS(Mia)-'07	0-0-0-0	74
63	Robertson, Dewayne	DT	5-11	194	5/4/82	2	North Carolina State	Ruston, La.	FA-'07	2-0-14-0	75
43	Rogers, Roderick	DT	6-1	308	10/16/81	6	Kentucky	Concord, N.C.	T(NVJ)-'08	0-0-0-0	76
3	Russell, Eddie	S	6-2	187	9/7/84	2	Wisconsin	Memphis, Tenn.	CFA-'07	16-15-0-0^	77
10	Russell, Clifford	WR	5-10	182	5/21/86	6	Virginia Tech	Stone Mountain, Ga.	D2-'08	2-0-0-0	78
87	Samp, Lorne	WR	5-11	195	2/8/79	6	Utah	Chantilly, Va.	FA-'08	0-0-0-0	79
37	Sapp, Cecil	WR	5-11	236	12/5/84	6	Texas-El Paso	Eva Beach, Hawaii	CFA-'08	0-0-0-0	80
88	Sheffer, Tony	TE	6-5	236	12/23/78	6	Colorado State	Buford, Ga.	CFA-'03	16-0-0-0	81
86	Shepherd, Edell	WR	6-1	175	2/15/83	3	Western Michigan	Moranci, Mich.	D2-'06	16-7-0-0	82
79	Stokley, Brandon	WR	5-11	192	5/18/80	5	San Jose State	Los Angeles, Calif.	FA-'08	0-0-0-0	83
42	Torain, Ryan	DT	6-3	305	6/23/76	10	Southwestern Louisiana	Lafayette, La.	FA-'07	13-9-0-3	84
44	Tran, Marcus	RB	6-1	225	9/23/85	2	Florida	Jacksonville, Fla.	D4-'07	16-5-0-0	85
58	Vaughn, Vickiel	S	6-0	213	8/10/86	2	Arizona State	Shawnee Mission, Kan.	D5a-'08	0-0-0-0	86
62	Wiegmann, Casey	CB	6-0	232	10/24/83	9	Arkansas	Piano, Texas	FA-'08	0-0-0-0	87
55	Williams, D.J.	C	6-2	285	11/29/77	13	Iowa	Miami, Fla.	UFA(Cin)-'06	16-13-0-0	88
26	Williams, Jack	LB	6-1	242	7/20/73	13	UFA(KC)-'08	Parkersburg, Iowa	D1-'04	16-16-0-0^	89
51	Winborn, Jamie	CB	5-9	185	3/27/85	8	Kent State	Concord, Calif.	D4b-'08	0-0-0-0	90
59	Woodward, Wesley	LB	5-11	230	5/14/79	R	Vanderbilt	Norfolk, Va.	FA-'07	14-2-0-1	91
35	Young, Selvin	RB	5-11	215	7/21/86	R	Kentucky	LaGrange, Ga.	CFA-'08	0-0-0-0	92
					10/1/83	2	Texas	Jersey Village, Texas	CFA-'07	15-9-0-1	93

^: Archer was with Indianapolis in '07; B. Bailey was with Carolina in '07; Finnerly was with Carolina in '07; Gandy was with Indianapolis in '07; D. Jackson was with San Francisco in '07; Jacobs played four games with San Francisco in '07; Koutouvides was with Seattle in '07; Mallard played three games with Atlanta in '07; Manuel was with Carolina in '07; McCre was with Kansas City in '07; Parker was with Kansas City in '07; Pittman was with Tampa Bay in '07; Prater played two games with Atlanta in '07; Robertson was with the N.Y. Jets in '07; Wiegmann was with Kansas City in '07.

KEY: CFA-college free agent; D-drafted; FA-acquired as free agent; RFA-acquired as restricted free agent; UFA-acquired as unrestricted free agent; T-trade; W-waivers.



## BRONCOS TRANSACTIONS (JUNE 12, 2007-JUNE 11, 2008)

BY DATE		
7/2/07	Signed G Emmanuel Akah	
	Signed CB Bill Alford	9/2/07
	Signed CB Kevin House	
	Signed T Cliff Washburn	
7/11/07	Signed DT Marcus Thomas (draft choice)	
7/26/07	Signed T Ryan Harris (draft choice)	
	Released S Sam Brandon	
7/28/07	Signed DE Tim Crowder (draft choice)	
	Signed DE Jarvis Moss (draft choice)	
	Waived RB Thump Belton	9/3/07
	Released DT Kenny Peterson	9/4/07
	Placed WR Brandon Marshall on	9/8/07
	Active/Physically Unable to Perform	
	Placed TE Tony Scheffler on Active/Physically	9/11/07
	Unable to Perform	
	Placed WR Rod Smith on Active/Physically	9/15/07
	Unable to Perform	
7/29/07	Signed LB Wesly Mallard	9/17/07
	Signed DT Kenny Peterson	
	Placed DE Carlos Hall on reserve/did not report	9/29/07
	Waived LB Eddie Moore (failed physical)	
7/31/07	Placed LB Eddie Moore on reserve/injured	
8/3/07	Waived LB Eddie Moore (injury settlement)	
8/20/07	Traded DT Gerard Warren to Oakland in exchange for an undisclosed 2008 NFL draft choice	10/2/07
	Placed DE Ebenezer Ekuban on reserve/injured (right Achilles' tendon)	
8/21/07	Signed RB Cedric Cobbs	10/3/07
	Waived T Jacob Rogers	10/4/07
8/22/07	Signed DL John Browning	10/8/07
	Placed LB Warrick Holdiman on reserve/injured (spinal cord contusion)	10/9/07
8/28/07	Waived RB Cedric Cobbs	
	Waived P Paul Ernster	10/10/07
	Waived FB Troy Fleming	
	Waived S Quentin Harris	
	Waived TE Teyo Johnson (failed physical)	10/16/07
	Waived WR David Kircus	
	Waived DE Kenard Lang	10/18/07
	Waived K Brandon Pace	
	Waived WR David Terrell	
	Waived DT Demetrin Veal	
	Placed WR Rod Smith on Reserve/Physically Unable to Perform (left hip)	11/6/07
	Placed T Doug Nienhuis on Reserve/NFL Europa injured (knee)	
	Placed CB Lamont Reid on Reserve/NFL Europa injured (pectoral)	
8/29/07	Placed TE Teyo Johnson on reserve/injured	
8/31/07	Waived TE Teyo Johnson (injury settlement)	
9/1/07	Waived G Emmanuel Akah	11/9/07
	Waived CB Bill Alford	11/10/07
	Waived DL John Browning	11/13/07
	Waived S Steve Cargile	
	Waived C Greg Eslinger	
	Waived G Mark Fenton	11/14/07
	Waived QB Darrell Hackney	
	Waived DT Steven Harris	
	Waived LB T.J. Hollowell	11/22/07
	Waived CB Kevin House	
	Waived FB Kyle Johnson	11/27/07
	Waived DT Jimmy Kennedy	
	Waived WR Glenn Martinez	12/4/07
	Waived G Kevin McAlmont	
	Waived WR Marquay McDaniel	12/5/07
	Waived WR Quincy Morgan	
	Waived T Chad Mustard	
	Waived QB Preston Parsons	
	Waived S Roderick Rogers	
	Waived LB Cameron Vaughn	
	Waived T Cliff Washburn	
	Placed DT Kenny Peterson on reserve/suspended	
	Signed S Steve Cargile to practice squad	
	Signed C Greg Eslinger to practice squad	
	Signed G Mark Fenton to practice squad	
	Signed QB Darrell Hackney to practice squad	
	Signed DT Steven Harris to practice squad	
	Signed WR Glenn Martinez to practice squad	
	Signed S Roderick Rogers to practice squad	
	Signed T Cliff Washburn to practice squad	
	Agreed to terms with DE Simeon Rice	
	Released LB Wesly Mallard	
	Released T Adam Meadows	
	Signed T Chad Mustard	
	Released T Chad Mustard	
	Signed LB Jamie Winborn	
	Released TE Stephen Alexander	
	Signed T Chad Mustard	
	Waived T Chad Mustard	
	Signed TE Stephen Alexander	
	Placed G Ben Hamilton on reserve/injured (concussion)	
	Waived WR Brian Clark	
	Signed S Steve Cargile from practice squad	
	Signed WR Glenn Martinez from practice squad	
	Waived WR Domenik Hixon	
	Signed WR Brian Clark	
	Placed DT Kenny Peterson on exempt/Commissioner's list	
	Signed WR Marquay McDaniel to practice squad	
	Signed WR Carlton Brewster to practice squad	
	Released DT Kenny Peterson	
	Placed TE Nate Jackson on reserve/injured (groin)	
	Placed C Tom Nalen on reserve/injured (biceps)	
	Signed G P.J. Alexander	
	Signed G Isaac Snell from Tennessee's practice squad	
	Released LB D.D. Lewis	
	Signed LB Jordan Beck	
	Placed TE Stephen Alexander on reserve/injured (lower left leg)	
	Signed TE Chad Mustard	
	Placed DE Jarvis Moss on reserve/injured (fractured right fibula)	
	Waived WR Brian Clark	
	Waived S Curome Cox	
	Waived DT Amon Gordon	
	Signed DE Larry Birdine	
	Signed DE Paul Carrington	
	Signed WR Taylor Jacobs	
	Signed DT Josh Mallard	
	Waived DE Simeon Rice	11/9/07
	Signed QB Darrell Hackney to active roster	11/10/07
	Waived DT Antwon Burton	11/13/07
	Signed DT Kenny Peterson	
	Signed TE Chad Upshaw to practice squad	
	C Greg Eslinger signed to Cleveland's active roster	
	Signed DT Antwon Burton to practice squad	
	Waived G Isaac Snell	11/22/07
	Signed FB Kyle Johnson	
	Waived FB Kyle Johnson	11/27/07
	Signed G Isaac Snell	
	Waived DT Sam Adams	12/4/07
	Waived CB Jeff Shoate	
	Signed DT Steven Harris from practice squad	12/5/07
	Signed S Marviel Underwood	
	Signed DT Michael Bozeman to practice squad	

12/18/07	Waived P Todd Sauerbrun	4/28/08	Signed RB Anthony Alridge (CFA)
	Waived S Marviel Underwood		Waived DT Michael Bozeman
	Placed S Nick Ferguson on reserve/injured (left knee)		Waived S Steve Cargile
	Signed P/K Paul Ernster		Signed G Mitch Erickson (CFA)
12/19/07	Signed S Roderick Rogers from practice squad		Waived G Mark Fenton
	Signed K Matt Prater from Miami's practice squad		Signed K Garrett Hartley (CFA)
12/26/07	Waived P/K Paul Ernster		Waived FB Steven Jackson
12/28/07	Signed P Sam Paulescu		Signed P Brett Kern (CFA)
12/31/07	Signed DT Michael Bozeman to future contract		Waived LB William Kershaw
	Signed WR Carlton Brewster to future contract		Signed T Tyler Polumbus (CFA)
	Signed DT Antwon Burton to future contract		Signed WR Lorne Sam (CFA)
	Signed DT Nic Clemons to future contract		Waived FB Paul Smith
	Signed G Mark Fenton to future contract	5/16/08	Waived RB Marquis Weeks
	Signed FB Steven Jackson to future contract		Signed Wesley Woodyard (CFA)
	Signed DE Julian Jenkins to future contract	5/28/08	Signed G Dylan Gandy
	Signed C Norm Katnik to future contract		Waived G Isaac Snell
	Signed WR Marquay McDaniel to future contract		Signed RB Michael Pittman as an unrestricted free agent (Tampa Bay)
	Signed CB Christian Morton to future contract	6/2/08	Waived S Marviel Underwood
	Signed TE Brett Pierce to future contract		Released RB Travis Henry
	Signed WR Clifford Russell to future contract		
	Signed S Marviel Underwood to future contract		<b><u>BY PLAYER</u></b>
	Signed TE Chad Upshaw to future contract		<b>ADAMS, Sam - DT</b>
	Signed S Vickiel Vaughn to future contract	12/4/07	Waived
	Signed RB Marquis Weeks to future contract		<b>AKAH, Emmanuel - G</b>
2/11/08	Signed WR Derrick Hamilton	7/2/07	Signed
	Released LB Warrick Holdman	9/1/07	Waived
2/12/08	Claimed LB Brandon Archer off waivers (Indianapolis)		<b>ALEXANDER, P.J. - G</b>
	Signed LB William Kershaw	10/10/07	Signed
	Waived WR Carlton Brewster		<b>ALEXANDER, Stephen - TE</b>
	Placed T Matt Lepsis on reserve/retired	9/15/07	Released
2/14/08	Placed WR Rod Smith on reserve/retired	9/17/07	Signed
2/29/08	Released LB Ian Gold	10/18/07	Placed on reserve/injured (lower left leg)
	Released WR Javon Walker		<b>ALFORD, Bill - CB</b>
3/3/08	Signed WR Keary Colbert as an unrestricted free agent (Carolina)	7/2/07	Signed
	Signed LB Niko Koutouvides as an unrestricted free agent (Seattle)	9/1/07	Waived
	Re-signed DE Ebenezer Ekuban as an unrestricted free agent		<b>ALRIDGE, Anthony - RB</b>
3/4/08	Re-signed DE John Engelberger as an unrestricted free agent	4/28/08	Signed (CFA)
	Re-signed TE Nate Jackson as an unrestricted free agent		<b>ARCHER, Brandon - LB</b>
3/6/08	Signed LB Boss Bailey as an unrestricted free agent (Detroit)	2/12/08	Claimed off waivers (Indianapolis)
	Signed WR Edell Shepherd		<b>BAILEY, Boss - LB</b>
3/8/08	Signed S Marquand Manuel as an unrestricted free agent (Carolina)	3/6/08	Signed as an unrestricted free agent (Detroit)
	Signed S Marlon McCree		<b>BAUGHER, Danny - P</b>
3/10/08	Waived T Doug Nienhuis (failed physical)	4/15/08	Signed
3/17/08	Acquired Houston's sixth-round draft choice in the 2008 NFL Draft in exchange for C/G Chris Myers		<b>BECK, Jordan - LB</b>
3/24/08	Re-signed RB Cecil Sapp as an unrestricted free agent	10/16/07	Signed
	Signed C Casey Wiegmann as an unrestricted free agent (Kansas City)		<b>BELTON, Thump - FB</b>
3/27/08	Signed QB Cullen Finnerty	7/28/07	Waived
4/14/08	Waived DT Antwon Burton		<b>BIRDINE, Larry - DE</b>
4/15/08	Signed P Danny Baugher	11/6/07	Signed from Tennessee's practice squad
	Waived WR Derrick Hamilton		<b>BOZEMAN, Michael - DT</b>
	Signed WR Samie Parker as an unrestricted free agent (Kansas City)	12/5/07	Signed to practice squad
	Waived TE Chad Upshaw	12/31/07	Signed to future contract
4/18/08	Signed WR Darrell Jackson	4/28/08	Waived
4/24/08	Waived C Norm Katnik		<b>BRANDON, Sam - S</b>
	Acquired DT Dewayne Robertson from N.Y. Jets in exchange for a conditional draft pick in 2009 NFL Draft	7/26/07	Released
			<b>BREWSTER, Carlton - WR</b>
		10/4/07	Signed to practice squad
		12/31/07	Signed to future contract
		2/12/08	Waived
			<b>BROWNING, John - DL</b>
		8/22/07	Signed
		9/1/07	Waived
			<b>BURTON, Antwon - DT</b>
		11/13/07	Waived
		11/14/07	Signed to practice squad
		12/31/07	Signed to future contract
		4/14/08	Waived
			<b>CARGILE, Steve - S</b>
		9/1/07	Waived
		9/2/07	Signed to practice squad
		9/29/07	Signed to active roster
		4/28/08	Waived
			<b>CARRINGTON, Paul - DE</b>
		11/6/07	Signed

## BRONCOS TRANSACTIONS (JUNE 12, 2007-JUNE 11, 2008)

**CLARK, Brian - WR**  
9/29/07 Waived  
10/2/07 Signed  
11/6/07 Waived

**CLEMONS, Nic - DT**  
12/31/07 Signed to future contract

**COBBS, Cedric - RB**  
8/21/07 Signed  
8/28/07 Waived

**COLBERT, Keary - WR**  
3/3/08 Signed as an unrestricted free agent (Carolina)

**COX, Curome - S**  
11/6/07 Waived

**CROWDER, Tim - DE**  
7/28/07 Signed (draft choice)

**EKUBAN, Ebenezer - DE**  
8/20/07 Placed on reserve/injured (right Achilles' tendon)  
3/3/08 Re-signed as an unrestricted free agent

**ENGELBERGER, John - DE**  
3/4/08 Re-signed as an unrestricted free agent

**ERICKSON, Mitch - G**  
4/28/08 Signed (CFA)

**ERNSTER, Paul - P**  
8/28/07 Waived  
12/18/07 Signed  
12/26/07 Waived

**ESLINGER, Greg - C**  
9/1/07 Waived  
9/2/07 Signed to practice squad  
11/14/07 Signed to Cleveland's active roster

**FENTON, Mark - G**  
9/1/07 Waived  
9/2/07 Signed to practice squad  
12/31/07 Signed to future contract  
4/28/08 Waived

**FERGUSON, Nick - S**  
12/18/07 Placed on reserve/injured (left knee)

**FINNERTY, Cullen - QB**  
3/27/08 Signed

**FLEMING, Troy - FB**  
8/28/07 Waived

**GANDY, Dylan - G**  
5/16/08 Signed

**GOLD, Ian - LB**  
2/29/08 Released

**GORDON, Amon - DT**  
11/6/07 Waived

**HACKNEY, Darrell - QB**  
9/1/07 Waived  
9/2/07 Signed to practice squad  
11/10/07 Signed to active roster

**HALL, Carlos - DE**  
7/29/07 Placed on reserve/did not report

**HAMILTON, Ben - G**  
9/29/07 Placed on reserve/injured (concussion)

**HAMILTON, Derrick - WR**  
2/11/08 Signed  
4/15/08 Waived

**HARRIS, Quentin - S**  
8/28/07 Waived

**HARRIS, Ryan - T**  
7/26/07 Signed (draft choice)

**HARRIS, Steven - DT**  
9/1/07 Waived  
9/2/07 Signed to practice squad  
12/5/07 Signed to active roster

**HARTLEY, Garrett - K**  
4/28/08 Signed (CFA)

**HENRY, Travis - RB**  
6/2/08 Released

**HIXON, Domenik - WR**  
10/2/07 Waived

**HOLDMAN, Warrick - LB**  
8/22/07 Placed on reserve/injured (spinal cord contusion)  
2/11/08 Released

**HOLLOWELL, T.J. - LB**  
9/1/07 Waived

**HOUSE, Kevin - CB**  
7/2/07 Signed  
9/1/07 Waived

**JACKSON, Darrell - WR**  
4/18/08 Signed to future contract

**JACKSON, Nate - TE**  
10/9/07 Placed on reserve/injured (groin)  
3/4/08 Re-signed as an unrestricted free agent

**JACKSON, Steven - FB**  
12/31/07 Signed to future contract  
4/28/08 Waived

**JACOBS, Taylor - WR**  
11/6/07 Signed

**JENKINS, Julian - DE**  
12/31/07 Signed to future contract

**JOHNSON, Kyle - FB**  
9/1/07 Waived  
11/22/07 Signed  
11/27/07 Waived

**JOHNSON, Teyo - TE**  
8/28/07 Waived (failed physical)  
8/29/07 Placed on reserve/injured  
8/31/07 Waived (injury settlement)

**KATNIK, Norm - C**  
12/31/07 Signed to future contract  
4/24/08 Waived

**KENNEDY, Jimmy - DT**  
9/1/07 Waived

**KERN, Brett - P**  
4/28/08 Signed (CFA)

**KERSHAW, William - LB**  
2/12/08 Signed  
4/28/08 Waived

**KIRCUS, David - WR**  
8/28/07 Waived

**KOUTOUVIDES, Niko - LB**  
3/3/08 Signed as an unrestricted free agent (Seattle)

**LANG, Kenard - DE**  
8/28/07 Waived

**LEPSIS, Matt - T**  
2/12/08 Placed on reserve/retired

**LEWIS, D.D. - LB**  
10/16/07 Released

**MALLARD, Josh - DT**  
11/6/07 Signed

**MALLARD, Wesly - LB**  
7/29/07 Signed  
9/4/07 Released

**MANUEL, Marquand - S**  
3/8/08 Signed as an unrestricted free agent (Carolina)

**MARSHALL, Brandon - WR**  
7/28/07 Placed on Active/Physically Unable to Perform

**MARTINEZ, Glenn - WR**  
9/1/07 Waived  
9/2/07 Signed to practice squad  
9/29/07 Signed to active roster

**McALMONT, Kevin - G**  
9/1/07 Waived

**McCREE, Marlon - S**  
3/8/08 Signed

**McDANIEL, Marquay - WR**  
9/1/07 Waived  
10/3/07 Signed to practice squad  
12/31/07 Signed to future contract

**MEADOWS, Adam - T**  
9/8/07 Released

**MOORE, Eddie - LB**  
7/29/07 Waived (failed physical)  
7/31/07 Placed on reserve/injured  
8/3/07 Waived (injury settlement)

**MORGAN, Quincy - WR**  
9/1/07 Waived

**MORTON, Christian - CB**  
12/31/07 Signed to future contract

**MOSS, Jarvis - DE**  
7/28/07 Signed (draft choice)  
11/6/07 Placed on reserve/injured (fractured right fibula)

**MUSTARD, Chad - T**  
9/1/07 Waived  
9/8/07 Signed  
9/11/07 Waived  
9/15/07 Signed  
9/17/07 Waived  
10/18/07 Signed

**MYERS, Chris - C/G**  
3/17/08 Traded to Houston in exchange for 2008 sixth-round draft choice

**NALEN, Tom - C**  
10/9/07 Placed on reserve/injured (biceps)

**NIEHUIS, Doug - T**  
8/28/07 Placed on Reserve/NFL Europa injured (knee)  
3/10/08 Waived (failed physical)

**PACE, Brandon - K**  
8/28/07 Waived

**PARKER, Samie - WR**  
4/15/08 Signed as an unrestricted free agent (Kansas City)

**PARSONS, Preston - QB**  
9/1/07 Waived

**PAULESCU, Sam - P**  
12/28/07 Signed

**PETERSON, Kenny - DT**  
7/28/07 Released  
7/29/07 Signed  
9/1/07 Placed on reserve/suspended  
10/2/07 Placed on exempt/Commissioner's list  
10/8/07 Released  
11/13/07 Signed

**PIERCE, Brett - TE**  
12/31/07 Signed to future contract

**PITTMAN, Michael - RB**  
5/28/08 Signed as an unrestricted free agent (Tampa Bay)

**POLUMBUS, Tyler - T**  
4/28/08 Signed (CFA)

**PRATER, Matt - K**  
12/19/07 Signed from Miami's practice squad

**REID, Lamont - CB**  
8/28/07 Placed on Reserve/NFL Europa injured (pectoral)

**RICE, Simeon - DE**  
9/3/07 Agreed to terms  
11/9/07 Waived

**ROBERTSON, Dewayne - DT**  
4/24/08 Acquired from N.Y. Jets in exchange for a conditional 2009 NFL Draft pick

**ROGERS, Jacob - T**  
8/21/07 Waived

**ROGERS, Roderick - S**  
9/1/07 Waived  
9/2/07 Signed to practice squad  
12/18/07 Signed to active roster

**RUSSELL, Clifford - WR**  
12/31/07 Signed to future contract

**SAM, Lorne - WR**  
4/28/08 Signed (CFA)

**SAPP, Cecil - RB**  
3/24/08 Re-signed as an unrestricted free agent

**SAUERBRUN, Todd - P**  
12/21/07 Waived

**SCHEFFLER, Tony - TE**  
7/28/07 Placed on Active/Physically Unable to Perform

**SHEPHERD, Edell - WR**  
3/6/08 Signed

**SHOATE, Jeff - CB**  
12/4/07 Waived

**SMITH, Paul - FB**  
4/28/08 Waived

**SMITH, Rod - WR**  
7/28/07 Placed on Active/Physically Unable to Perform  
8/28/07 Placed on Reserve/Physically Unable to Perform (left hip)  
2/14/08 Placed on reserve/retired

**SNELL, Isaac - G**  
10/10/07 Signed from Tennessee's practice squad  
11/22/07 Waived  
11/27/07 Signed  
5/16/08 Waived

**TERRELL, David - WR**  
8/28/07 Waived

**THOMAS, Marcus- DT**  
7/11/07 Signed (draft choice)

**UNDERWOOD, Marviel - S**  
12/5/07 Signed  
12/18/07 Waived  
12/31/07 Signed to future contract  
5/28/08 Waived

**UPSHAW, Chad - TE**  
11/13/07 Signed to practice squad  
12/31/07 Signed to future contract  
4/15/08 Waived

**VAUGHN, Cameron - LB**  
9/1/07 Waived

**VAUGHN, Vickiel - S**  
12/31/07 Signed to future contract

**VEAL, Demetrin - DT**  
8/28/07 Waived

**WALKER, Javon - WR**  
2/29/08 Released

**WARREN, Gerard - DT**  
8/20/07 Traded to Oakland in exchange for an undisclosed 2008 NFL draft pick

**WASHBURN, Cliff - T**  
7/2/07 Signed  
9/1/07 Waived  
9/2/07 Signed to practice squad

**WEEKS, Marquis - RB**  
12/31/07 Signed to future contract  
4/28/08 Waived

**WIEGMANN, Casey - C**  
3/24/08 Signed as an unrestricted free agent (Kansas City)

**WINBORN, Jamie - LB**  
9/11/07 Signed

**WOODYARD, Wesley - LB**  
4/28/08 Signed (CFA)

## HOW THE BRONCOS ARE BUILT

YEAR	DRAFT/COLLEGE FREE AGENT	TRADES	FREE AGENTS/WAIVERS
<b>1994</b> 7-9 (4th AFC West)	C Tom Nalen (7c)		
<b>1995</b> 8-8 (4th AFC West)			
<b>1996</b> 13-3 (1st AFC West)			
<b>1997</b> 12-4 (2nd AFC West) World Champions			
<b>1998</b> 14-2 (1st AFC West) World Champions			
<b>1999</b> 6-10 (5th AFC West)			
<b>2000</b> 11-5 (2nd AFC West)			
<b>2001</b> 8-8 (3rd AFC West)	G/C Ben Hamilton (4a)		
<b>2002</b> 9-7 (2nd AFC West)			TE/LS Mike Leach**
<b>2003</b> 10-6 (2nd AFC West)	RB Cecil Sapp* (CFA)	TE Nate Jackson** (SF)	LB Louis Green**
<b>2004</b> 10-6 (2nd AFC West)	LB D.J. Williams (1)	CB Champ Bailey** (Was)	S John Lynch**
<b>2005</b> 13-3 (1st AFC West)	CB Karl Paymah (3a) CB Dominique Foxworth (3b) T Erik Pears* (CFA)	DE Ebenezer Ekuban** (Cle) DE John Engelberger** (SF)	S Hamza Abdullah**
<b>2006</b> 9-7 (3rd AFC West)	QB Jay Cutler (1) TE Tony Scheffler (2) WR Brandon Marshall (4a) DE Elvis Dumervil (4b) G Chris Kuper (5) RB Mike Bell* (CFA)		RB Andre Hall** TE Chad Mustard** DT Kenny Peterson** LB Nate Webster*** (UFA-Cin)
<b>2007</b> 7-9 (2nd AFC West)	DE Jarvis Moss (1) DE Tim Crowder (2) T Ryan Harris (3) DT Marcus Thomas (4) DT Steven Harris* (CFA) WR Marquay McDaniel* (CFA) S Roderick Rogers* (CFA) RB Selvin Young* (CFA)	CB Dré Bly** (Det)	G P.J. Alexander** LB Jordan Beck** DE Larry Birdine** DE Paul Carrington** TE Daniel Graham** (UFA-NE) QB Darrell Hackney** G Montreae Holland*** (UFA-NO) WR Taylor Jacobs** DT Josh Mallard** WR Glenn Martinez** DT Alvin McKinley** (UFA-Cle) P Sam Paulescu** K Matt Prater** QB Patrick Ramsey** CB Lamont Reid** WR Brandon Stokley** LB Jamie Winborn**
<b>2008</b>	T Ryan Clady (1) WR Eddie Royal (2) C Kory Lichtensteiger (4a) CB Jack Williams (4b) RB Ryan Torain (5a) DT Carlton Powell (5b) LB Spencer Larsen (6) S Josh Barrett (7a) FB Peyton Hillis (7b) RB Anthony Alridge* (CFA) G Mitch Erickson* (CFA) K Garrett Hartley* (CFA) P Brett Kern* (CFA) T Tyler Polumbus* (CFA) WR Lorne Sam* (CFA) LB Wesley Woodyard* (CFA)	DT Dewayne Robertson** (NYJ)	LB Brandon Archer** LB Boss Bailey*** (UFA-Det) P Danny Baugher** DT Nic Clemons** WR Keary Colbert*** (UFA-Car) QB Cullen Finnerty** G Dylan Gandy** WR Darrell Jackson** DE Julian Jenkins** LB Niko Koutouvides*** (UFA-Sea) S Marquand Manuel*** (UFA-Car) S Marlon McCree** CB Christian Morton** WR Samie Parker*** (UFA-KC) TE Brett Pierce** RB Michael Pittman*** (UFA-TB) WR Clifford Russell** WR Edell Shepherd** S Vickiel Vaughn** C Casey Wiegmann*** (UFA-KC)

Number in parentheses after draft choice indicates the round in which the player was taken.

\* - indicates player was a rookie free agent when he joined the Broncos.


\*\* - indicates player was an NFL veteran or had been in other camps before joining the Broncos.

\*\*\* - indicates player was an unrestricted free agent who had not been released by previous team.

PUP - indicates player is on Physically Unable to Perform List.

NFI - indicates player is on Reserve/Non-Football Injury List.





## ALL-TIME GAME RESULTS

(\*indicates night game)

### 1960

HEAD COACH: Frank Filchock

#### PRESEASON (0-5)

Day/Date	Score	W/L	Opponent	Location	Attend.
Fri., Aug. 5*	6-43	L	Boston Patriots	Providence, R.I.	4,706
Sat., Aug. 13*	14-31	L	Buffalo Bills	Rochester, N.Y.	6,200
Sat., Aug. 20*	3-42	L	Houston Oilers	Jeppesen Stadium	19,500
Sat., Aug. 27*	0-48	L	Dallas Texans	Little Rock, Ark.	5,500
Sat., Sept. 3*	30-36	L	Los Angeles Chargers	Los Angeles Coliseum	21,516
	53-192				57,422

#### REGULAR SEASON (4-9-1 overall / 4th AFL West / 2-4-1 home / 2-5 away)

Day/Date	Score	W/L	Opponent	Location	Attend.	Temp.	Den. QB	Opp. QB
Fri., Sept. 9*	13-10	W	Boston Patriots	Boston Univ. Field	21,597	78°	Trippuca	Songin
Sun., Sept. 18	27-21	W	Buffalo Bills	War Memorial Stadium	15,229	62°	Trippuca	O'Connell
Fri., Sept. 23*	24-28	L	New York Titans	Polo Grounds	20,462	70°	Trippuca	Dorow
Sun., Oct. 2	31-14	W	Oakland Raiders	Bears Stadium	18,372	71°	Trippuca	Flores
Sun., Oct. 16	19-23	L	Los Angeles Chargers	Bears Stadium	19,141	57°	Trippuca	Kemp
Sun., Oct. 23	31-24	W	Boston Patriots	Bears Stadium	12,683	69°	Trippuca	Songin
Sun., Oct. 30	14-17	L	Dallas Texans	Bears Stadium	13,002	45°	Trippuca	Davidson
Sun., Nov. 6	29-45	L	Houston Oilers	Bears Stadium	14,489	53°	Trippuca	Blanda
Sun., Nov. 13	7-34	L	Dallas Texans	Cotton Bowl	21,000	68°	Trippuca	Davidson
Sun., Nov. 20	10-20	L	Houston Oilers	Jeppesen Stadium	20,778	68°	Trippuca	Lee
Sun., Nov. 27	38-38	T	Buffalo Bills	Bears Stadium	7,785	37°	Trippuca	O'Connell
Sun., Dec. 4	27-30	L	New York Titans	Bears Stadium	5,861	33°	Trippuca	Dorow
Sat., Dec. 10	33-41	L	Los Angeles Chargers	Los Angeles Coliseum	9,928	62°	Trippuca	Kemp
Sat., Dec. 17	10-48	L	Oakland Raiders	Candlestick Park	7,000	50°	Trippuca	Flores
(Bye Oct. 9)	309-393				207,327			

### 1961

HEAD COACH: Frank Filchock

#### PRESEASON (1-4)

Day/Date	Score	W/L	Opponent	Location	Attend.
Sat., Aug. 12*	13-31	L	Dallas Texans	Midland, Texas	10,000
Sat., Aug. 19*	48-21	W	Oakland Raiders	Spokane, Washington	6,500
Fri., Aug. 25*	27-29	L	Dallas Texans	Fort Worth, Texas	21,710
Fri., Sept. 1*	10-42	L	Houston Oilers	Mobile, Alabama	10,087
Mon., Sept. 4	12-49	L	Oakland Raiders	Candlestick Park	6,300
	110-172				54,597

#### REGULAR SEASON (3-11 overall / 3rd AFL West / 2-5 home / 1-6 away)

Day/Date	Score	W/L	Opponent	Location	Attend.	Temp.	Den. QB	Opp. QB
Sun., Sept. 10	22-10	W	Buffalo Bills	War Memorial Stadium	16,636	85°	Trippuca	O'Connell
Sat., Sept. 16*	17-45	L	Boston Patriots	Boston Univ. Field	14,479	65°	Trippuca	Parilli
Sun., Sept. 24	28-35	L	New York Titans	Polo Grounds	14,381	80°	Trippuca	Dorow
Sun., Oct. 1	19-33	L	Oakland Raiders	Candlestick Park	8,361	73°	Herring	Flores
Sun., Oct. 8	12-19	L	Dallas Texans	Bears Stadium	14,500	44°	Trippuca	Davidson
Sun., Oct. 15	27-24	W	Oakland Raiders	Bears Stadium	11,129	75°	Trippuca	Flores
Sun., Oct. 22	27-10	W	New York Titans	Bears Stadium	12,508	57°	Trippuca	Dorow
Sun., Oct. 29	0-37	L	San Diego Chargers	Balboa Stadium	32,584	66°	Trippuca	Kemp
Sun., Nov. 5	14-55	L	Houston Oilers	Bears Stadium	11,564	35°	Trippuca	Blanda
Sun., Nov. 12	16-19	L	San Diego Chargers	Bears Stadium	7,859	30°	Trippuca	Kemp
Sun., Nov. 19	10-23	L	Buffalo Bills	Bears Stadium	7,645	29°	Trippuca	Green
Sun., Nov. 26	14-45	L	Houston Oilers	Jeppesen Stadium	27,874	80°	Herring	Blanda
Sun., Dec. 3	24-28	L	Boston Patriots	Bears Stadium	9,303	55°	Herring	Songin
Sun., Dec. 10	21-49	L	Dallas Texans	Cotton Bowl	8,000	50°	Herring	Davidson
(Bye Dec. 17)	251-432				196,823			

### 1962

HEAD COACH: Jack Faulkner

#### PRESEASON (2-2)

Day/Date	Score	W/L	Opponent	Location	Attend.
Fri., Aug. 10*	17-33	L	Houston Oilers	Atlanta, Ga.	11,500
Sat., Aug. 18*	24-31	L	San Diego Chargers	Balboa Stadium	19,168
Fri., Aug. 24*	27-24	W	Dallas Texans	Fort Worth, Texas	18,000
Fri., Aug. 31*	41-12	W	Oakland Raiders	Stockton, Calif.	5,000
	109-100				53,668

#### REGULAR SEASON (7-7 overall / 2nd AFL West / 3-4 home / 4-3 away)

Day/Date	Score	W/L	Opponent	Location	Attend.	Temp.	Den. QB	Opp. QB
Fri., Sept. 7*	30-21	W	San Diego Chargers	Univ. of Denver Stadium	28,000	70°	Trippuca	Kemp
Sat., Sept. 15*	23-20	W	Buffalo Bills	War Memorial Stadium	30,577	60°	Trippuca	Dorow
Fri., Sept. 21*	16-41	L	Boston Patriots	Boston Univ. Field	21,038	50°	Trippuca	Parilli
Sun., Sept. 30	32-10	W	New York Titans	Polo Grounds	17,213	66°	Trippuca	Grosscup
Fri., Oct. 5*	44-7	W	Oakland Raiders	Bears Stadium	22,452	56°	Shaw	Davidson
Sun., Oct. 14	23-6	W	Oakland Raiders	Frank Youell Field	7,000	60°	Trippuca	Davidson

Sun., Oct. 21	20-10	W	Houston Oilers	Bears Stadium	34,496	72°	Trippuca	Blanda
Sun., Oct. 28	38-45	L	Buffalo Bills	Bears Stadium	26,051	59°	Trippuca	Rabb
Sun., Nov. 4	23-20	W	San Diego Chargers	Balboa Stadium	20,827	63°	Trippuca	Hadl
Sun., Nov. 11	29-33	L	Boston Patriots	Bears Stadium	28,187	57°	Trippuca	Parilli
Sun., Nov. 18	3-24	L	Dallas Texans	Bears Stadium	23,523	26°	Trippuca	Dawson
Thu., Nov. 22	45-46	L	New York Titans	Bears Stadium	15,776	43°	Trippuca	Green
Sun., Dec. 2	17-34	L	Houston Oilers	Jeppesen Stadium	30,650	70°	Trippuca	Blanda
Sun., Dec. 9	10-17	L	Dallas Texans	Cotton Bowl	19,137	51°	Trippuca	Dawson
(Bye Dec. 16)	353-334				324,927			

### 1963

HEAD COACH: Jack Faulkner

#### PRESEASON (2-3)

Day/Date	Score	W/L	Opponent	Location	Attend.	Temp.	Den. QB	Opp. QB
Sat., Aug. 3*	27-10	W	Houston Oilers	Univ. of Denver Stadium	11,445	62°	Slaughter	Blanda
Sun., Aug. 11	19-35	L	Oakland Raiders	Frank Youell Field	9,655	68°	Wood	Davidson
Sat., Aug. 17*	31-25	W	San Diego Chargers	Univ. of Denver Stadium	11,135	65°	Trippuca	Hadl
Fri., Aug. 23*	16-30	L	Kansas City Chiefs	Municipal Stadium	6,865	92°	Shaw	Dawson
Sat., Aug. 31*	14-21	L	Buffalo Bills	Winston-Salem, N.C.	7,000	78°	Trippuca	Kemp
	107-121				46,100			

#### REGULAR SEASON (2-11-1 overall / 4th AFL West / 2-5 home / 0-6-1 away)

Day/Date	Score	W/L	Opponent	Location	Attend.	Temp.	Den. QB	Opp. QB
Sat., Sept. 7*	7-59	L	Kansas City Chiefs	Univ. of Denver Stadium	21,115	70°	Trippuca	Dawson
Sat., Sept. 14*	14-20	L	Houston Oilers	Jeppesen Stadium	23,147	78°	Trippuca	Blanda
Sun., Sept. 29	14-10	W	Boston Patriots	Bears Stadium	18,636	76°	Slaughter	Parilli
Sun., Oct. 6	50-34	W	San Diego Chargers	Bears Stadium	18,428	80°	McCormick	Rote
Sun., Oct. 13	24-33	L	Houston Oilers	Bears Stadium	24,087	77°	McCormick	Blanda
Fri., Oct. 18*	21-40	L	Boston Patriots	Fenway Park	25,418	64°	Slaughter	Parilli
Sat., Oct. 26*	35-35	T	New York Jets	Polo Grounds	20,377	69°	Slaughter	Wood
Sun., Nov. 3	28-30	L	Buffalo Bills	Bears Stadium	19,424	51°	Slaughter	Kemp
Sat., Nov. 9*	17-27	L	Buffalo Bills	War Memorial Stadium	30,989	46°	Breaux	Kemp
Sun., Nov. 17	9-14	L	New York Jets	Bears Stadium	14,247	36°	Slaughter	Wood
Thu., Nov. 28	10-26	L	Oakland Raiders	Bears Stadium	14,763	40°	McCormick	Flores
Sun., Dec. 8	21-52	L	Kansas City Chiefs	Municipal Stadium	17,443	36°	Slaughter	Dawson
Sun., Dec. 15	31-35	L	Oakland Raiders	Frank Youell Field	15,223	44°	Slaughter	Flores
Sun., Dec. 22	20-58	L	San Diego Chargers	Balboa Stadium	31,312	69°	Breaux	Rote
(Bye Sept. 22)	301-473				298,213			

### 1964

HEAD COACH: Jack Faulkner (4 games) & Mac Speedie (10 games)

#### PRESEASON (2-3)

Day/Date	Score	W/L	Opponent	Location	Attend.	Temp.	Den. QB	Opp. QB
Sat., Aug. 8*	20-34	L	San Diego Chargers	Balboa Stadium	26,293	72°	Slaughter	Rote
Fri., Aug. 14*	7-20	L	Oakland Raiders	Bears Stadium	13,545	78°	McCormick	Davidson
Thu., Aug. 20*	32-20	W	Houston Oilers	Jeppesen Stadium	32,127	80°	Lee	Blanda
Fri., Aug. 28*	10-14	L	Kansas City Chiefs	Farrington Field, Fort Worth, Texas	19,500	88°	Lee	Wilson
Sat., Sept. 5*	27-17	W	Boston Patriots	Univ. of Denver Stadium	20,568	76°	Lee	Parilli
	96-105				112,033			

#### REGULAR SEASON (2-11-1 overall / 4th AFL West / 2-4-1 home / 0-7 away)

Day/Date	Score	W/L	Opponent	Location	Attend.	Temp.	Den. QB	Opp. QB
Sat., Sept. 12*	6-30	L	New York Jets	Shea Stadium	45,665	64°	Lee	Wood
Sun., Sept. 20	13-30	L	Buffalo Bills	War Memorial Stadium	28,501	65°	Lee	Kemp
Sun., Sept. 27	17-38	L	Houston Oilers	Bears Stadium	22,651	63°	Lee	Blanda
Sun., Oct. 4	10-39	L	Boston Patriots	Bears Stadium	15,485	59°	Lee	Parilli
— Jack Faulkner out, Mac Speedie in as head coach —								
Sun., Oct. 11	33-27	W	Kansas City Chiefs	Bears Stadium	16,285	54°	Lee	Dawson
Sun., Oct. 18	14-42	L	San Diego Chargers	Balboa Stadium	23,332	73°	Lee	Hadl
Sun., Oct. 25	7-40	L	Oakland Raiders	Frank Youell Field	17,858	54°	Lee	Davidson
Sun., Nov. 1	39-49	L	Kansas City Chiefs	Municipal Stadium	15,053	73°	Slaughter	Dawson
Sun., Nov. 8	20-31	L	San Diego Chargers	Bears Stadium	19,670	73°	Lee	Hadl
Sun., Nov. 15	20-16	W	New York Jets	Bears Stadium	11,309	25°	Lee	Wood
Fri., Nov. 20*	7-12	L	Boston Patriots	Fenway Park	24,979	52°	Lee	Parilli
Sun., Nov. 29	20-20	T	Oakland Raiders	Bears Stadium	15,958	35°	Slaughter	Flores
Sun., Dec. 13	19-30	L	Buffalo Bills	Bears Stadium	14,431	38°	Slaughter	Lamonica
Sun., Dec. 20	15-34	L	Houston Oilers	Jeppesen Stadium	15,839	52°	Slaughter	Blanda
(Bye Dec. 6)	240-438				285,003			

## DID YOU KNOW?

The Broncos are one of only five current NFL teams to have never picked first in the NFL *or* AFL Draft. The other four teams are the Baltimore Ravens, Carolina Panthers, Jacksonville Jaguars and Seattle Seahawks.

## 1965

HEAD COACH: Mac Speedie

### PRESEASON (1-4)

Day/Date	Score	W/L	Opponent	Location	Attend.	Temp.	Den. QB	Opp. QB
Sat., Aug. 7*	24-30	L	Kansas City Chiefs	Univ. of Denver Stadium	17,707	77°	Slaughter	Dawson
Sat., Aug. 14*	27-17	W	Oakland Raiders	Univ. of Utah Stadium, S.L.C., Utah	18,000	68°	McCormick	Flores
Sat., Aug. 21*	6-21	L	San Diego Chargers	Univ. of Denver Stadium	18,913	62°	Lee	Breaux
Sat., Aug. 28*	3-25	L	Houston Oilers	Alamo Stadium, San Antonio, Texas	12,666	88°	Slaughter	Trull
Sat., Sept. 4*	20-30	L	Oakland Raiders	Hughes Stadium, Sacramento, Calif.	14,550	70°	McCormick	Flores
	80-123				81,836			

### REGULAR SEASON (4-10 overall / 4th AFL West / 2-5 home / 2-5 away)

Day/Date	Score	W/L	Opponent	Location	Attend.	Temp.	Den. QB	Opp. QB
Sat., Sept. 11*	31-34	L	San Diego Chargers	Balboa Stadium	27,022	65°	Slaughter	Hadl
Sun., Sept. 19	15-30	L	Buffalo Bills	Bears Stadium	30,682	46°	Slaughter	Kemp
Fri., Sept. 24*	27-10	W	Boston Patriots	Fenway Park	26,782	69°	Slaughter	Parilli
Sun., Oct. 3	16-13	W	New York Jets	Bears Stadium	34,988	83°	McCormick	Namath
Sun., Oct. 10	23-31	L	Kansas City Chiefs	Bears Stadium	31,001	79°	Slaughter	Beathard
Sun., Oct. 17	28-17	W	Houston Oilers	Bears Stadium	32,492	56°	McCormick	Blanda
Sun., Oct. 24	13-31	L	Buffalo Bills	War Memorial Stadium	45,046	40°	McCormick	Kemp
Sun., Oct. 31	10-45	L	New York Jets	Shea Stadium	53,717	72°	Slaughter	Taliaferro
Sun., Nov. 7	21-35	L	San Diego Chargers	Bears Stadium	33,073	63°	Slaughter	Hadl
Sun., Nov. 14	31-21	W	Houston Oilers	Rice Stadium	28,126	76°	McCormick	Blanda
Sun., Nov. 21	20-28	L	Oakland Raiders	Bears Stadium	30,369	52°	McCormick	Flores
Sun., Dec. 5	13-24	L	Oakland Raiders	Frank Youell Field	19,023	51°	Slaughter	Flores
Sun., Dec. 12	20-28	L	Boston Patriots	Bears Stadium	27,207	48°	Lee	Parilli
Sun., Dec. 19	35-45	L	Kansas City Chiefs	Municipal Stadium	14,421	44°	McCormick	Dawson
(Bye Nov. 28)	303-392				435,778			

## 1966

HEAD COACH: Mac Speedie (2 games) & Ray Malavasi (12 games)

### PRESEASON (1-3)

Day/Date	Score	W/L	Opponent	Location	Attend.	Temp.	Den. QB	Opp. QB
Sat., Aug. 6*	30-32	L	Kansas City Chiefs	Univ. of Denver Stadium	17,771	80°	Slaughter	Dawson
Fri., Aug. 12*	3-25	L	Buffalo Bills	War Memorial Stadium	30,476	63°	Slaughter	Lamonica
Wed., Aug. 24*	28-16	W	Miami Dolphins	Memphis, Tennessee	18,442	68°	McCormick	Wilson, E.
Sun., Aug. 28	21-52	L	Oakland Raiders	Bears Stadium	14,074	84°	McCormick	Davidson
	82-126				80,763			

### REGULAR SEASON (4-10 overall / 4th AFL West / 3-4 home / 1-6 away)

Day/Date	Score	W/L	Opponent	Location	Attend.	Temp.	Den. QB	Opp. QB
Sat., Sept. 3*	7-45	L	Houston Oilers	Rice Stadium	30,156	85°	Slaughter	Blanda
Sun., Sept. 18	10-24	L	Boston Patriots	Bears Stadium	25,337	70°	McCormick	Parilli
— Mac Speedie out, Ray Malavasi in as head coach —								
Sun., Sept. 25	7-16	L	New York Jets	Bears Stadium	29,878	77°	McCormick	Namath
Sun., Oct. 2	40-38	W	Houston Oilers	Bears Stadium	27,203	77°	McCormick	Blanda
Sat., Oct. 8*	10-37	L	Kansas City Chiefs	Municipal Stadium	33,929	71°	McCormick	Dawson
Sun., Oct. 16	7-24	L	Miami Dolphins	Orange Bowl	23,393	82°	McCormick	Wilson
Sun., Oct. 23	10-56	L	Kansas City Chiefs	Bears Stadium	26,196	58°	Choboian	Dawson
Sun., Oct. 30	17-24	L	San Diego Chargers	Balboa Stadium	25,819	71°	Choboian	Hadl
Sun., Nov. 6	17-10	W	Boston Patriots	Fenway Park	18,154	42°	Choboian	Parilli
Sun., Nov. 13	3-17	L	Oakland Raiders	Bears Stadium	26,703	65°	Choboian	Flores
Sun., Nov. 20	20-17	W	San Diego Chargers	Bears Stadium	24,860	45°	Choboian	Tensi
Sun., Dec. 4	17-7	W	Miami Dolphins	Bears Stadium	32,592	49°	Choboian	Wood
Sun., Dec. 11	10-28	L	Oakland Raiders	Oakland-Alameda County Coliseum	31,765	55°	Choboian	Flores
Sun., Dec. 18	21-38	L	Buffalo Bills	War Memorial Stadium	40,538	39°	Glacken	Kemp
(Bye Sept. 11 & Nov. 13)	196-381				395,997			

## 1967

HEAD COACH: Lou Saban

### PRESEASON (3-1)

Day/Date	Score	W/L	Opponent	Location	Attend.	Temp.	Den. QB	Opp. QB
Sat., July 29*	2-19	L	Miami Dolphins	Rubber Bowl, Akron, Ohio	7,000	73°	Kent	Norton
Sat., Aug. 5*	13-7	W	Detroit Lions (NFL)	Univ. of Denver Stadium	21,228	75°	Glacken	Sweetan
Fri., Aug. 18*	14-3	W	Minnesota Vikings (NFL)	Univ. of Denver Stadium	31,850	64°	Choboian	VanderKellen
Sun., Aug. 27	21-17	W	Oakland Raiders	North Platte, Neb.	6,500	88°	Tensi	Lamonica
	50-46				66,578			

### REGULAR SEASON (3-11 overall / 4th AFL West / 1-6 home / 2-5 away)

Day/Date	Score	W/L	Opponent	Location	Attend.	Temp.	Den. QB	Opp. QB
Sun., Sept. 3	26-21	W	Boston Patriots	Bears Stadium	35,488	82°	Tensi	Parilli
Sun., Sept. 10	0-51	L	Oakland Raiders	Oakland-Alameda County Coliseum	25,423	73°	Tensi	Lamonica
Sun., Sept. 17	21-35	L	Miami Dolphins	Orange Bowl	29,381	86°	Tensi	Stofa
Sun., Sept. 24	24-38	L	New York Jets	Bears Stadium	35,365	84°	Tensi	Namath
Sun., Oct. 1	6-10	L	Houston Oilers	Rice Stadium	21,798	80°	Tensi	Davis
Sun., Oct. 8	16-17	L	Buffalo Bills	Bears Stadium	35,188	68°	Leclair	Kemp
Sun., Oct. 15	21-38	L	San Diego Chargers	Bears Stadium	34,464	72°	Tensi	Hadl
Sun., Oct. 22	9-52	L	Kansas City Chiefs	Municipal Stadium	44,002	64°	Tensi	Dawson
Sun., Nov. 5	17-21	L	Oakland Raiders	Bears Stadium	29,043	39°	Tensi	Lamonica
Sun., Nov. 12	18-20	L	Houston Oilers	Bears Stadium	30,392	61°	Leclair	Beathard
Sun., Nov. 19	21-20	W	Buffalo Bills	War Memorial Stadium	30,891	33°	Tensi	Kemp
Thu., Nov. 23*	20-24	L	San Diego Chargers	San Diego Stadium	34,586	70°	Tensi	Hadl
Sun., Dec. 3	33-24	W	New York Jets	Shea Stadium	61,615	51°	Tensi	Namath
Sun., Dec. 17	24-38	L	Kansas City Chiefs	Bears Stadium	31,660	41°	Tensi	Dawson
(Bye Oct. 15 & Dec. 10)	256-409				479,497			

## 1968

HEAD COACH: Lou Saban

### PRESEASON (1-4)

Day/Date	Score	W/L	Opponent	Location	Attend.	Temp.	Den. QB	Opp. QB
Sat., Aug. 10*	15-13	W	Cincinnati Bengals	Univ. of Denver Stadium	13,841	55°	Tensi	Stofa
Sat., Aug. 17*	16-39	L	Minnesota Vikings (NFL)	Univ. of Denver Stadium	20,901	77°	Tensi	Cuzzo
Fri., Aug. 23*	6-22	L	San Francisco 49ers (NFL)	Univ. of Denver Stadium	22,254	72°	Tensi	Brodie
Fri., Aug. 30*	3-6	L	San Diego Chargers	Alamo Stadium, San Antonio, Texas	10,328	82°	Leclair	Hadl
Sat., Sept. 7*	7-23	L	Oakland Raiders	Portland, Ore.	18,031	74°	McCormick	Lamonica
	47-103				85,355			

### REGULAR SEASON (5-9 overall / 4th AFL West / 3-4 home / 2-5 away)

Day/Date	Score	W/L	Opponent	Location	Attend.	Temp.	Den. QB	Opp. QB
Sun., Sept. 15	10-24	L	Cincinnati Bengals	Nippert Stadium	25,049	83°	McCormick	Stofa
Sun., Sept. 22	2-34	L	Kansas City Chiefs	Municipal Stadium	45,821	80°	Leclair	Dawson
Sun., Sept. 29	17-20	L	Boston Patriots	Bears Stadium	37,024	60°	Leclair	Taliaferro
Sun., Oct. 6	10-7	W	Cincinnati Bengals	Bears Stadium	41,257	72°	Briscoe	Stofa
Sun., Oct. 13	21-13	W	New York Jets	Shea Stadium	62,052	70°	Tensi	Namath
Sun., Oct. 20	24-55	L	San Diego Chargers	San Diego Stadium	42,953	73°	Tensi	Hadl
Sun., Oct. 27	21-14	W	Miami Dolphins	Bears Stadium	44,115	56°	Tensi	Griese
Sun., Nov. 3	35-14	W	Boston Patriots	Fenway Park	18,304	58°	Tensi	Taliaferro
Sun., Nov. 10	7-43	L	Oakland Raiders	Bears Stadium	50,002	38°	Tensi	Blanda
Sun., Nov. 17	17-38	L	Houston Oilers	Astrodome	36,075	Ind.	Tensi	Beathard
Sun., Nov. 24	34-32	W	Buffalo Bills	Bears Stadium	35,201	50°	Briscoe	Rutkowski
Sun., Dec. 1	23-47	L	San Diego Chargers	Bears Stadium	35,212	40°	Briscoe	Hadl
Sun., Dec. 8	27-33	L	Oakland Raiders	Oakland-Alameda County Coliseum	47,754	54°	Briscoe	Lamonica
Sat., Dec. 14	7-30	L	Kansas City Chiefs	Bears Stadium	38,463	51°	Briscoe	Dawson
(Bye Sept. 8)	255-404				559,382			

## 1969

HEAD COACH: Lou Saban

### PRESEASON (1-4)

Day/Date	Score	W/L	Opponent	Location	Attend.	Temp.	Den. QB	Opp. QB
Sat., Aug. 9*	6-26	L	Minnesota Vikings (NFL)	Metropolitan Stadium	45,916	81°	Tensi	Kapp
Sat., Aug. 16*	22-28	L	New Orleans Saints (NFL)	Mile High Stadium	28,356	76°	Liske	Kilmer
Sat., Aug. 23*	19-15	W	San Francisco 49ers (NFL)	Mile High Stadium	33,161	75°	Tensi	Brodie
Sat., Aug. 30*	10-26	L	Boston Patriots	Jacksonville, Florida	18,375	87°	Tensi	Taliaferro
Sat., Sept. 6*	11-13	L	Cincinnati Bengals	Nippert Stadium	24,020	80°	Tensi	Cook
	68-108				149,828			

### REGULAR SEASON (5-8-1 overall / 4th AFL West / 4-2-1 home / 1-6 away)

Day/Date	Score	W/L	Opponent	Location	Attend.	Temp.	Den. QB	Opp. QB
Sun., Sept. 14	35-7	W	Boston Patriots	Mile High Stadium	43,482	79°	Tensi	Taliaferro
Sun., Sept. 21	21-19	W	New York Jets	Mile High Stadium	50,583	76°	Tensi	Namath
Sun., Sept. 28	28-41	L	Buffalo Bills	War Memorial Stadium	40,302	57°	Liske	Kemp
Sun., Oct. 5	13-26	L	Kansas City Chiefs	Mile High Stadium	50,564	40°	Tensi	Livingston
Sun., Oct. 12	14-24	L	Oakland Raiders	Mile High Stadium	49,511	22°	Tensi	Lamonica
Sun., Oct. 19	30-23	W	Cincinnati Bengals	Nippert Stadium	27,920	70°	Tensi	Wyche
Sun., Oct. 26	21-24	L	Houston Oilers	Astrodome	45,348	Ind.	Tensi	Beathard
Sun., Nov. 2	13-0	W	San Diego Chargers	Mile High Stadium	45,511	32°	Tensi	Hadl
Sun., Nov. 9	10-41	L	Oakland Raiders	Oakland-Alameda County Coliseum	54,416	69°	Tensi	Lamonica
Sun., Nov. 16	20-20	T	Houston Oilers	Mile High Stadium	45,002	57°	Tensi	Trull
Sun., Nov. 23	24-45	L	San Diego Chargers	San Diego Stadium	34,664	75°	Tensi	Domres
Thu., Nov. 27	17-31	L	Kansas City Chiefs	Municipal Stadium	48,773	37°	Tensi	Dawson
Sun., Dec. 7	24-27	L	Miami Dolphins	Orange Bowl	25,332	75°	Tensi	Norton
Sun., Dec. 14	27-16	W	Cincinnati Bengals	Mile High Stadium	42,198	64°	Liske	Cook
	297-344				603,606			

## 1970

HEAD COACH: Lou Saban

### PRESEASON (3-2)

Day/Date	Score	W/L	Opponent	Location	Attend.	Temp.	Den. QB	Opp. QB
Sat., Aug. 15*	26-16	W	St. Louis Cardinals	Mile High Stadium	36,327	68°	Liske	Hart
Sat., Aug. 22*	7-24	L	Baltimore Colts	Mile High Stadium	42,499	76°	Liske	Unitas
Sat., Aug. 29*	7-23	L	San Francisco 49ers	Autzen Stadium, Eugene, Ore.	26,238	70°	Liske	Brodie
Sat., Sept. 5*	30-17	W	Chicago Bears	Mile High Stadium	42,373	71°	Liske	Douglas
Fri., Sept. 11*	16-14	W	Boston Patriots	Ute Stadium, Salt Lake City, Utah	17,832	79°	Liske	Taliaferro
	86-94				165,269			

### REGULAR SEASON (5-8-1 overall / 4th AFC West (1-4-1 Div.) / 3-3-1 home / 2-5 away)

Day/Date	Score	W/L	Opponent	Location	Attend.	Temp.	Den. QB	Opp. QB
Sun., Sept. 20	25-10	W	Buffalo Bills	War Memorial Stadium	34,882	75°	Liske	Darragh
Sun., Sept. 27	16-13	W	Pittsburgh Steelers	Mile High Stadium	50,705	64°	Liske	Bradshaw
Sun., Oct. 4	26-13	W	Kansas City Chiefs	Mile High Stadium	50,705	79°	Liske	Dawson
Sun., Oct. 11	23-35	L	Oakland Raiders	Oakland-Alameda County Coliseum	54,436	62°	Liske	Lamonica
Sun., Oct. 18	24-10	W	Atlanta Falcons	Mile High Stadium	50,705	61°	Liske	Berry
Sun., Oct. 25	14-19	L	San Francisco 49ers	Kezar Stadium	39,515	58°	Liske	Brodie
Sun., Nov. 1	3-19	L	Washington Redskins	Mile High Stadium	50,705	40°	Liske	Jurgensen
Sun., Nov. 8	21-24	L	San Diego Chargers	San Diego Stadium	48,327	70°	Tensi	Hadl
Sun., Nov. 15	19-24	L	Oakland Raiders	Mile High Stadium	50,959	50°	Tensi	Lamonica
Sun., Nov. 22	31-6	W	New Orleans Saints	Tulane Stadium	66,837	72°	Liske	Kilmer
Sun., Nov. 29	21-31	L	Houston Oilers	Astrodome	35,733	Ind.	Liske	Johnson,
Sun., Dec. 6	0-16	L	Kansas City Chiefs	Municipal Stadium	50,454	38°	Pastrana	Dawson
Sun., Dec. 13	17-17	T	San Diego Chargers	Mile High Stadium	50,959	48°	Pastrana	Hadl
Sun., Dec. 20	13-27	L	Cleveland Browns	Mile High Stadium	51,001	40°	Pastrana	Nelsen
253-264					685,923			



1971

HEAD COACH: Lou Saban (9 games) & Jerry Smith (5 games)

PRESEASON (1-4)

Day/Date	Score	W/L	Opponent	Location	Attend.	Temp.	Den. QB	Opp. QB
Sat., Aug. 14*	13-17	L	Washington Redskins	Mile High Stadium	42,561	69°	Horn	Jurgensen
Sat., Aug. 21*	10-27	L	Atlanta Falcons	Memorial Stadium, Memphis, Tenn.	22,474	85°	Horn	Berry
Sat., Aug. 28*	17-33	L	San Francisco 49ers	Joe Albi Stadium, Spokane, Wash.	33,184	80°	Horn	Spurrier
Sat., Sept. 4*	14-7	W	Minnesota Vikings	Mile High Stadium	43,000	63°	Horn	Snead
Sun., Sept. 12*	17-33	L	Chicago Bears	Soldier Field	47,215	64°	Horn	Concannon
	71-117				188,434			

REGULAR SEASON (4-9-1 overall / 4th AFC West (1-5 Div.) / 2-4-1 home / 2-5 away)

Day/Date	Score	W/L	Opponent	Location	Attend.	Temp.	Den. QB	Opp. QB
Sun., Sept. 19	10-10	T	Miami Dolphins	Mile High Stadium	51,228	49°	Horn	Griese
Sun., Sept. 26	13-34	L	Green Bay Packers	Milwaukee County Stadium	47,957	59°	Horn	Hunter
Sun., Oct. 3	3-16	L	Kansas City Chiefs	Mile High Stadium	51,200	64°	Horn	Dawson
Sun., Oct. 10	16-27	L	Oakland Raiders	Mile High Stadium	51,200	82°	Horn	Lamonica
Sun., Oct. 17	20-16	W	San Diego Chargers	Mile High Stadium	51,200	62°	Horn	Hadl
Sun., Oct. 24	27-0	W	Cleveland Browns	Cleveland Stadium	75,674	60°	Horn	Nelsen
Sun., Oct. 31	16-17	L	Philadelphia Eagles	Veterans Stadium	65,358	63°	Horn	Arrington
Sun., Nov. 7	20-24	L	Detroit Lions	Mile High Stadium	51,200	58°	Horn	Landry
Sun., Nov. 14	10-24	L	Cincinnati Bengals	Mile High Stadium	51,200	56°	Horn	Candery
— Lou Saban out, Jerry Smith in as head coach —								
Sun., Nov. 21	10-28	L	Kansas City Chiefs	Municipal Stadium	49,945	41°	Ramsey	Dawson
Sun., Nov. 28	22-10	W	Pittsburgh Steelers	Three Rivers Stadium	39,710	42°	Ramsey	Bradshaw
Sun., Dec. 5	6-3	W	Chicago Bears	Mile High Stadium	51,200	50°	Ramsey	Douglass
Sun., Dec. 12	17-45	L	San Diego Chargers	San Diego Stadium	44,347	63°	Ramsey	Hadl
Sun., Dec. 19	13-21	L	Oakland Raiders	Oakland-Alameda County Coliseum	54,651	48°	Ramsey	Lamonica
	203-275				736,042			

1972

HEAD COACH: John Ralston

PRESEASON (2-3)

Day/Date	Score	W/L	Opponent	Location	Attend.	Temp.	Den. QB	Opp. QB
Fri., Aug. 11*	0-41	L	Washington Redskins	RFK Stadium	46,043	75°	Horn	Kilmer
Sat., Aug. 19*	13-17	L	St. Louis Cardinals	Busch Stadium	34,506	87°	Ramsey	Cuzzo
Sun., Oct. 3	27-24	W	San Francisco 49ers	Candlestick Park	58,115	69°	Johnson	Plunkett
Sat., Sept. 2*	49-24	W	New England Patriots	Mile High Stadium	37,128	64°	Ramsey	Unitas
Sun., Sept. 10	13-20	L	Baltimore Colts	Mile High Stadium	49,605	80°	Johnson	
	102-126				225,397			

REGULAR SEASON (5-9 overall / 3rd AFC West (2-4 Div.) / 3-4 home / 2-5 away)

Day/Date	Score	W/L	Opponent	Location	Attend.	Temp.	Den. QB	Opp. QB
Sun., Sept. 17	30-17	W	Houston Oilers	Mile High Stadium	51,656	84°	Ramsey	Pastorini
Sun., Sept. 24	14-37	L	San Diego Chargers	San Diego Stadium	49,048	70°	Ramsey	Hadl
Sun., Oct. 1	24-45	L	Kansas City Chiefs	Mile High Stadium	51,656	80°	Ramsey	Dawson
Sun., Oct. 8	10-21	L	Cincinnati Bengals	Riverfront Stadium	55,812	67°	Ramsey	Anderson
Sun., Oct. 15	20-23	L	Minnesota Vikings	Mile High Stadium	51,656	79°	Ramsey	Tarkenton
Sun., Oct. 22	30-23	W	Oakland Raiders	Oakland-Alameda County Coliseum	53,551	59°	Johnson	Lamonica
Sun., Oct. 29	20-27	L	Cleveland Browns	Mile High Stadium	51,656	37°	Johnson	Phipps
Sun., Nov. 5	17-29	L	New York Giants	Yankee Stadium	62,689	44°	Johnson	Snead
Sun., Nov. 12	16-10	W	Los Angeles Rams	L.A. Coliseum	65,398	68°	Johnson	Gabriel
Sun., Nov. 19	20-37	L	Oakland Raiders	Mile High Stadium	51,656	43°	Johnson	Lamonica
Sun., Nov. 26	20-23	L	Atlanta Falcons	Atlanta Stadium	58,850	43°	Johnson	Berry
Sun., Dec. 3	21-24	L	Kansas City Chiefs	Arrowhead Stadium	66,725	20°	Johnson	Dawson
Sun., Dec. 10	38-13	W	San Diego Chargers	Mile High Stadium	51,478	9°	Johnson	Hadl
Sun., Dec. 17	45-21	W	New England Patriots	Mile High Stadium	51,656	47°	Johnson	Plunkett
	329-350				773,487			

1973

HEAD COACH: John Ralston

PRESEASON (2-3)

Day/Date	Score	W/L	Opponent	Location	Attend.	Temp.	Den. QB	Opp. QB
Fri., Aug. 10*	10-14	L	Washington Redskins	RFK Stadium	38,923	87°	Johnson	Kilmer
Sat., Aug. 18*	38-17	W	St. Louis Cardinals	Mile High Stadium	39,088	82°	Ernst	Hart
Sun., Aug. 26	7-43	L	San Francisco 49ers	Candlestick Park	59,097	66°	Ramsey	Spurrier
Fri., Aug. 31*	16-14	W	Buffalo Bills	Mile High Stadium	42,336	71°	Johnson	Ferguson
Sun., Sept. 9	10-17	L	Baltimore Colts	Mile High Stadium	41,860	68°	Johnson	Domres
	81-105				221,315			

REGULAR SEASON (7-5-2 overall / 3rd AFC West (3-2-1 Div.) / 3-3-1 home / 4-2-1 away)

Day/Date	Score	W/L	Opponent	Location	Attend.	Temp.	Den. QB	Opp. QB
Sun., Sept. 16	28-10	W	Cincinnati Bengals	Mile High Stadium	49,059	45°	Johnson	Anderson
Sun., Sept. 23	34-36	L	San Francisco 49ers	Mile High Stadium	51,706	82°	Johnson	Brodie
Sun., Sept. 30	14-33	L	Chicago Bears	Mile High Stadium	51,159	74°	Johnson	Douglass
Sun., Oct. 7	14-16	L	Kansas City Chiefs	Arrowhead Stadium	71,414	72°	Johnson	Dawson
Sun., Oct. 14	48-20	W	Houston Oilers	Astrodome	32,801	Ind.	Johnson	Pastorini
Mon., Oct. 22*	23-23	T	Oakland Raiders	Mile High Stadium	51,270	65°	Johnson	Demory
Sun., Oct. 28	40-28	W	New York Jets	Shea Stadium	55,108	54°	Johnson	Hart
Sun., Nov. 4	17-17	T	St. Louis Cardinals	Busch Stadium	46,565	48°	Johnson	Clark, W.
Sun., Nov. 11	30-19	W	San Diego Chargers	Mile High Stadium	51,034	73°	Johnson	Hanratty
Sun., Nov. 18	23-13	W	Pittsburgh Steelers	Three Rivers Stadium	48,580	43°	Johnson	Livingston
Sun., Nov. 25	14-10	W	Kansas City Chiefs	Mile High Stadium	51,331	45°	Johnson	Staubach
Sun., Dec. 2	10-22	L	Dallas Cowboys	Mile High Stadium	51,508	54°	Johnson	Fouts
Sun., Dec. 9	42-28	W	San Diego Chargers	San Diego Stadium	44,954	78°	Johnson	Stabler
Sun., Dec. 16	17-21	L	Oakland Raiders	Oakland-Alameda County Coliseum	51,910	49°	Johnson	
	354-296				708,399			

1974

HEAD COACH: John Ralston

PRESEASON (4-2)

Day/Date	Score	W/L	Opponent	Location	Attend.	Temp.	Den. QB	Opp. QB
Sat., Aug. 3*	19-41	L	New York Jets	Mile High Stadium	27,599	73°	Hufnagel	Jones, J.
Sat., Aug. 10*	27-21	W	Minnesota Vikings	Mile High Stadium	23,822	71°	Hufnagel	Kaye
Sun., Aug. 18	10-3	W	San Francisco 49ers	Candlestick Park	29,908	66°	Hufnagel	Owen
Sat., Aug. 24*	31-21	W	Green Bay Packers	Lambeau Field	56,257	61°	Johnson	Tagge
Sat., Aug. 31*	27-21	W	New England Patriots	Joe Albi Stadium, Spokane, Wash.	18,000	78°	Johnson	Plunkett
Sun., Sept. 8*	14-20	L	Atlanta Falcons	Mile High Stadium	43,253	78°	Johnson	Lee
	128-127				198,839			

REGULAR SEASON (7-6-1 overall / 2nd AFC West (3-3 Div.) / 3-3-1 home / 4-3 away)

Day/Date	Score	W/L	Opponent	Location	Attend.	Temp.	Den. QB	Opp. QB
Sun., Sept. 15	10-17	L	Los Angeles Rams	Mile High Stadium	56,981	65°	Johnson	Hadl
Sun., Sept. 22	35-35	T	Pittsburgh Steelers (OT)	Mile High Stadium	50,858	74°	Johnson	Gilliam
Mon., Sept. 30*	3-30	L	Washington Redskins	RFK Stadium	54,395	67°	Johnson	Kilmer
Sun., Oct. 6	17-14	W	Kansas City Chiefs	Arrowhead Stadium	67,298	52°	Johnson	Livingston
Sun., Oct. 13	33-17	W	New Orleans Saints	Mile High Stadium	50,751	66°	Ramsey	Manning, A.
Sun., Oct. 20	27-7	W	San Diego Chargers	Mile High Stadium	50,748	75°	Johnson	Fouts
Sun., Oct. 27	21-23	L	Cleveland Browns	Cleveland Stadium	60,478	61°	Johnson	Phipps
Sun., Nov. 3	17-28	L	Oakland Raiders	Mile High Stadium	45,766	33°	Johnson	Stabler
Sun., Nov. 10	17-6	W	Baltimore Colts	Memorial Stadium	32,244	58°	Johnson	Domres
Mon., Nov. 18*	34-42	L	Kansas City Chiefs	Mile High Stadium	50,236	50°	Johnson	Dawson
Sun., Nov. 24	20-17	W	Oakland Raiders	Oakland-Alameda County Coliseum	51,224	62°	Johnson	Stabler
Thu., Nov. 28	31-27	W	Detroit Lions	Tiger Stadium	51,157	34°	Johnson	Landry
Sun., Dec. 8	37-14	W	Houston Oilers	Mile High Stadium	46,942	36°	Johnson	Pastorini
Sun., Dec. 15	0-17	L	San Diego Chargers	San Diego Stadium	35,756	70°	Ramsey	Freitas
	302-294				704,834			

1975

HEAD COACH: John Ralston

PRESEASON (3-3)

Day/Date	Score	W/L	Opponent	Location	Attend.	Temp.	Den. QB	Opp. QB
Sat., Aug. 9*	20-23	L	Baltimore Colts	Mile High Stadium	35,269	86°	Hufnagel	Jones, B.
Sat., Aug. 16*	21-24	L	New Orleans Saints	Superdome	40,089	Ind.	Ramsey	Manning, A.
Sat., Aug. 23*	27-21	W	Houston Oilers	Mile High Stadium	33,813	83°	Hufnagel	Dickey
Sat., Aug. 30*	13-0	W	Chicago Bears	Soldier Field	30,128	68°	Ramsey	Douglass
Sun., Sept. 7	10-44	L	San Francisco 49ers	Candlestick Park	45,686	62°	Johnson	Snead
Sun., Sept. 14	21-17	W	St. Louis Cardinals	Mile High Stadium	45,631	73°	Johnson	Hart
	112-129				230,616			

REGULAR SEASON (6-8 overall / 2nd AFC West (3-3 Div.) / 5-2 home / 1-6 away)

Day/Date	Score	W/L	Opponent	Location	Attend.	Temp.	Den. QB	Opp. QB
Sun., Sept. 21	37-33	W	Kansas City Chiefs	Mile High Stadium	51,858	58°	Johnson	Livingston
Mon., Sept. 29*	23-13	W	Green Bay Packers	Mile High Stadium	52,491	64°	Johnson	Hadl
Sun., Oct. 5	14-38	L	Buffalo Bills	Rich Stadium	79,798	70°	Johnson	Ferguson
Sun., Oct. 12	9-20	L	Pittsburgh Steelers	Three Rivers Stadium	49,164	56°	Johnson	Bradshaw
Sun., Oct. 19	16-15	W	Cleveland Browns	Mile High Stadium	52,540	77°	Johnson	Phipps
Sun., Oct. 26	13-26	L	Kansas City Chiefs	Arrowhead Stadium	70,043	55°	Johnson	Livingston
Sun., Nov. 2	17-42	L	Oakland Raiders	Mile High Stadium	52,330	62°	Ramsey	Stabler
Sun., Nov. 9	16-17	L	Cincinnati Bengals	Mile High Stadium	49,702	36°	Ramsey	Anderson
Sun., Nov. 16	27-17	W	San Diego Chargers	San Diego Stadium	26,048	70°	Ramsey	Fouts
Sun., Nov. 23	21-35	L	Atlanta Falcons	Atlanta-Fulton County Stadium	28,686	39°	Ramsey	Bartkowski
Sun., Nov. 30	13-10	W	San Diego Chargers (OT)	Mile High Stadium	44,982	33°	Ramsey	Freitas
Mon., Dec. 8*	10-17	L	Oakland Raiders	Oakland-Alameda County Coliseum	51,075	57°	Hufnagel	Stabler
Sun., Dec. 14	25-10	W	Philadelphia Eagles	Mile High Stadium	36,860	18°	Ramsey	Boryla
Sat., Dec. 20	13-14	L	Miami Dolphins	Orange Bowl	43,064	75°	Ramsey	Strock
	254-307				688,641			

BRONCOS BESTS IN SEASON OPENERS

PASSING YARDS			RUSHING YARDS			RECEIVING YARDS		
Player	Game	Yds.	Player	Game	Yds.	Player	Game	Yds.
1. Frank Tripucka	vs. S.D., 9/7/62	376	1. Quentin Griffin	vs. K.C., 9/12/04	156	1. Shannon Sharpe	vs. Buf., 9/3/95	180
2. John Elway	vs. S.D., 9/4/94	371	2. Travis Henry	at Buf., 9/9/07	139	2. Rick Upchurch	vs. K.C., 9/21/75	153
3. John Elway	vs. Sea., 9/13/87	338	3. Clinton Portis	at Cin., 9/7/03	120	3. Lionel Taylor	at Buf., 9/10/61	132
4. Brian Griese	vs. NYG 9/10/01	330	4. Gaston Green	vs. Cin., 9/1/91	116	4. Al Denison	vs. Bos., 9/3/67	131
5. Charley Johnson	vs. K.C., 9/21/75	329	5. Floyd Little	vs. Bos., 9/14/69	105	5. Al Carmichael	at Bos., 9/9/60	130
6. John Elway	vs. Buf., 9/3/95	317	6. Tatum Bell	at StL, 9/10/06	103	6. Rod Smith	vs. K.C., 8/31/97	122
7. Brian Griese	at StL, 9/4/00	307	7. Terrell Davis	vs. NYG, 9/10/01	101	7. Mark Jackson	at LAA, 9/9/90	121
8. Jay Cutler	at Buf., 9/9/07	304	Terrell Davis	vs. K.C., 8/31/97	101	8. Javon Walker	at Buf., 9/9/07	119
			Floyd Little	vs. Hou., 9/17/72	101	Mike Pritchard	vs. S.D., 9/4/94	119

## 1976

**HEAD COACH:** John Ralston

### PRESEASON (5-2)

Day/Date	Score	W/L	Opponent	Location	Attend.	Temp.	Den. QB	Opp. QB
Sat., July 24	10-7	W	Detroit Lions	Fawcett Stadium (Canton, Ohio; Hall of Fame Game)	17,639	78°	Ramsey	Reed
Sat., July 31*	14-15	L	Chicago Bears	Mile High Stadium	22,495	73°	Hufnagel	Avellini
Sun., Aug. 8	7-17	L	San Francisco 49ers	Candlestick Park	40,052	65°	Ramsey	Bull
Sat., Aug. 14*	13-9	W	Dallas Cowboys	Texas Stadium	54,567	97°	Ramsey	Staubach
Sat., Aug. 21*	52-7	W	Seattle Seahawks	Mile High Stadium	22,887	84°	Ramsey	Zorn
Sat., Aug. 28*	21-17	W	St. Louis Cardinals	Busch Stadium	39,808	85°	Ramsey	Hart
Sun., Sept. 5	30-17	W	Minnesota Vikings	Mile High Stadium	52,129	87°	Ramsey	Tarkenton
	146-89				249,577			

### REGULAR SEASON (9-5 overall / 2nd AFC West (5-2 Div.) / 6-1 home / 3-4 away)

Day/Date	Score	W/L	Opponent	Location	Attend.	Temp.	Den. QB	Opp. QB
Sun., Sept. 12	7-17	L	Cincinnati Bengals	Riverfront Stadium	53,464	73°	Ramsey	Anderson
Sun., Sept. 19	46-3	W	New York Jets	Mile High Stadium	62,519	58°	Ramsey	Namath
Sun., Sept. 26	44-13	W	Cleveland Browns	Mile High Stadium	62,758	58°	Ramsey	Sipe
Sun., Oct. 3	26-0	W	San Diego Chargers	Mile High Stadium	62,486	71°	Ramsey	Fouts
Sun., Oct. 10	3-17	L	Houston Oilers	Astrodome	47,928	Ind.	Ramsey	Pastorini
Sun., Oct. 17	10-17	L	Oakland Raiders	Mile High Stadium	63,241	69°	Ramsey	Stabler
Sun., Oct. 24	35-26	W	Kansas City Chiefs	Arrowhead Stadium	57,961	43°	Ramsey	Livingston
Sun., Oct. 31	6-19	L	Oakland Raiders	Oakland-Alameda County Coliseum	52,169	62°	Ramsey	Stabler
Sun., Nov. 7	48-13	W	Tampa Bay Buccaneers	Mile High Stadium	62,503	57°	Ramsey	Spurrier
Sun., Nov. 14	17-0	W	San Diego Chargers	San Diego Stadium	32,017	66°	Ramsey	Fouts
Sun., Nov. 21	14-13	W	New York Giants	Mile High Stadium	62,961	40°	Ramsey	Morton
Sun., Nov. 28	14-38	L	New England Patriots	Schaefer Stadium	61,128	56°	Ramsey	Grogan
Sun., Dec. 5	17-16	W	Kansas City Chiefs	Mile High Stadium	57,995	34°	Penrose	Livingston
Sun., Dec. 12	28-14	W	Chicago Bears	Soldier Field	44,459	30°	Penrose	Avellini
	315-206				783,589			

## 1977

**HEAD COACH:** Red Miller

### PRESEASON (5-1)

Day/Date	Score	W/L	Opponent	Location	Attend.	Temp.	Den. QB	Opp. QB
Fri., Aug. 5*	14-8	W	Baltimore Colts	Mile High Stadium	40,059	68°	Morton	Jones, B.
Sat., Aug. 13*	15-7	W	St. Louis Cardinals	Mile High Stadium	44,001	79°	Weese	Wells
Sat., Aug. 20*	10-2	W	Atlanta Falcons	Atlanta-Fulton County Stadium	21,239	78°	Penrose	McQuilken
Sun., Aug. 28*	24-28	L	Philadelphia Eagles	Veterans Stadium	29,532	86°	Spurrier	Jaworski
Fri., Sept. 2*	27-10	W	Seattle Seahawks	Kingdome	54,916	Ind.	Morton	Zorn
Sat., Sept. 10*	20-0	W	San Francisco 49ers	Candlestick Park	36,441	66°	Morton	Plunkett
	110-55				226,188			

### REGULAR SEASON (12-2 overall / 1st AFC West (6-1 Div.) / 6-1 home / 6-1 away)

Day/Date	Score	W/L	Opponent	Location	Attend.	Temp.	Den. QB	Opp. QB
Sun., Sept. 18	7-0	W	St. Louis Cardinals	Mile High Stadium	75,002	71°	Morton	Hart
Sun., Sept. 25	26-6	W	Buffalo Bills	Mile High Stadium	74,737	80°	Morton	Ferguson
Sun., Oct. 2	24-13	W	Seattle Seahawks	Kingdome	53,108	Ind.	Morton	Myer
Sun., Oct. 9	23-7	W	Kansas City Chiefs	Mile High Stadium	74,718	68°	Morton	Livingston
Sun., Oct. 16	30-7	W	Oakland Raiders	Oakland-Alameda County Coliseum	53,616	62°	Morton	Stabler
Sun., Oct. 23	24-13	W	Cincinnati Bengals	Riverfront Stadium	54,395	59°	Morton	Reaves
Sun., Oct. 30	14-24	L	Oakland Raiders	Mile High Stadium	75,007	67°	Morton	Stabler
Sun., Nov. 6	21-7	W	Pittsburgh Steelers	Mile High Stadium	74,967	62°	Morton	Bradshaw
Sun., Nov. 13	17-14	W	San Diego Chargers	San Diego Stadium	45,211	73°	Harris, J.	Morton
Sun., Nov. 20	14-7	W	Kansas City Chiefs	Arrowhead Stadium	54,050	52°	Morton	Livingston
Sun., Nov. 27	27-13	W	Baltimore Colts	Mile High Stadium	74,939	47°	Morton	Jones, B.
Sun., Dec. 4	24-14	W	Houston Oilers	Astrodome	46,875	Ind.	Morton	Pastorini
Sun., Dec. 11	17-9	W	San Diego Chargers	Mile High Stadium	74,905	64°	Morton	Fouts
Sun., Dec. 18	6-14	L	Dallas Cowboys	Texas Stadium	63,752	77°	Morton	Staubach
	274-148				892,899			

### 1977 AFC DIVISIONAL PLAYOFF GAME

Sat., Dec. 24	34-21	W	Pittsburgh Steelers	Mile High Stadium	75,011	43°	Morton	Bradshaw
---------------	-------	---	---------------------	-------------------	--------	-----	--------	----------

### 1977 AFC CHAMPIONSHIP GAME

Sun., Jan. 1	20-17	W	Oakland Raiders	Mile High Stadium	74,982	18°	Morton	Stabler
--------------	-------	---	-----------------	-------------------	--------	-----	--------	---------

### SUPER BOWL XII

Sun., Jan. 15	10-27	L	Dallas Cowboys	Louisiana Superdome, New Orleans	75,583	Ind.	Morton	Staubach
---------------	-------	---	----------------	----------------------------------	--------	------	--------	----------

## 1978

**HEAD COACH:** Red Miller

### PRESEASON (2-2)

Day/Date	Score	W/L	Opponent	Location	Attend.	Temp.	Den. QB	Opp. QB
Sat., Aug. 5*	17-12	W	Houston Oilers	Astrodome	48,027	Ind.	Morton	Pastorini
Sat., Aug. 12*	14-21	L	Dallas Cowboys	Mile High Stadium	74,619	91°	Morton	Staubach
Sat., Aug. 19*	23-13	W	Buffalo Bills	Rich Stadium	18,301	82°	Morton	Johnson, K.
Fri., Aug. 25*	13-24	L	San Francisco 49ers	Mile High Stadium	73,559	75°	Morton	Plunkett
	67-70				214,506			

### REGULAR SEASON (10-6 overall / 1st AFC West (7-1 Div.) / 6-2 home / 4-4 away)

Day/Date	Score	W/L	Opponent	Location	Attend.	Temp.	Den. QB	Opp. QB
Sun., Sept. 3	14-6	W	Oakland Raiders	Mile High Stadium	74,904	90°	Morton	Stabler
Mon., Sept. 11*	9-12	L	Minnesota Vikings (OT)	Metropolitan Stadium	46,508	79°	Morton	Tarkenton
Sun., Sept. 17	27-14	W	San Diego Chargers	Mile High Stadium	74,983	70°	Morton	Fouts
Sun., Sept. 24	23-17	W	Kansas City Chiefs (OT)	Arrowhead Stadium	60,593	83°	Morton	Livingston
Sun., Oct. 1	28-7	W	Seattle Seahawks	Mile High Stadium	74,989	83°	Weese	Zorn

Sun., Oct. 8	0-23	L	San Diego Chargers	San Diego Stadium	50,077	73°	Morton	Fouts
Mon., Oct. 16*	16-7	W	Chicago Bears	Mile High Stadium	75,008	65°	Penrose	Avellini
Sun., Oct. 22	6-7	L	Baltimore Colts	Memorial Stadium	54,057	75°	Morton	Troup
Sun., Oct. 29	20-17	W	Seattle Seahawks (OT)	Kingdome	62,948	Ind.	Morton	Zorn
Sun., Nov. 5	28-31	L	New York Jets	Mile High Stadium	74,983	49°	Penrose	Robinson, M.
Sun., Nov. 12	19-7	W	Cleveland Browns	Cleveland Stadium	70,856	48°	Morton	Sipe
Sun., Nov. 19	16-3	W	Green Bay Packers	Mile High Stadium	74,965	35°	Morton	Whitehurst
Thu., Nov. 23	14-17	L	Detroit Lions	Silverdome	71,785	Ind.	Morton	Danielson
Sun., Dec. 3*	21-6	W	Oakland Raiders	Oakland-Alameda County Coliseum	53,932	52°	Morton	Stabler
Sun., Dec. 10	24-3	W	Kansas City Chiefs	Mile High Stadium	74,149	35°	Morton	Livingston
Sat., Dec. 16	17-21	L	Pittsburgh Steelers	Mile High Stadium	74,104	35°	Morton	Bradshaw
	282-198				1,067,693			

### 1978 AFC DIVISIONAL PLAYOFF GAME

Sat., Dec. 30	10-33	L	Pittsburgh Steelers	Three Rivers Stadium	48,921	33°	Morton	Bradshaw
---------------	-------	---	---------------------	----------------------	--------	-----	--------	----------

## 1979

**HEAD COACH:** Red Miller

### PRESEASON (3-1)

Day/Date	Score	W/L	Opponent	Location	Attend.	Temp.	Den. QB	Opp. QB
Sat., Aug. 4*	6-7	L	Dallas Cowboys	Texas Stadium	61,192	91°	Weese	Staubach
Sat., Aug. 11*	13-6	W	Washington Redskins	Mile High Stadium	58,799	78°	Morton	Theismann
Sat., Aug. 18*	21-0	W	San Francisco 49ers	Candlestick Park	34,133	60°	Penrose	Montana
Fri., Aug. 24*	20-17	W	New England Patriots (OT)	Mile High Stadium	75,103	69°	Weese	Grogan
	60-30				229,227			

### REGULAR SEASON (10-6 overall / 2nd AFC West (4-4 Div.) / 6-2 home / 4-4 away)

Day/Date	Score	W/L	Opponent	Location	Attend.	Temp.	Den. QB	Opp. QB
Sun., Sept. 2	10-0	W	Cincinnati Bengals	Mile High Stadium	74,788	85°	Weese	Anderson
Thu., Sept. 6*	9-13	L	Los Angeles Rams	Mile High Stadium	74,884	83°	Weese	Haden
Sun., Sept. 16	20-17	W	Atlanta Falcons (OT)	Atlanta-Fulton County Stadium	57,677	70°	Weese	Bartkowski
Sun., Sept. 23	37-34	W	Seattle Seahawks	Mile High Stadium	74,879	81°	Weese	Zorn
Sun., Sept. 30	3-27	L	Oakland Raiders	Oakland-Alameda County Coliseum	52,632	72°	Weese	Stabler
Sun., Oct. 7	7-0	W	San Diego Chargers	Mile High Stadium	74,997	85°	Weese	Fouts
Sun., Oct. 14	24-10	W	Kansas City Chiefs	Arrowhead Stadium	74,292	59°	Morton	Fuller
Mon., Oct. 22*	7-42	L	Pittsburgh Steelers	Three Rivers Stadium	49,699	70°	Morton	Bradshaw
Sun., Oct. 28	20-3	W	Kansas City Chiefs	Mile High Stadium	74,908	62°	Morton	Livingston
Sun., Nov. 4	10-3	W	New Orleans Saints	Mile High Stadium	74,482	48°	Morton	Manning, A.
Sun., Nov. 11	45-10	W	New England Patriots	Mile High Stadium	74,379	39°	Morton	Grogan
Sun., Nov. 18	38-28	W	San Francisco 49ers	Candlestick Park	42,910	62°	Morton	DeBerg
Sun., Nov. 25	10-14	L	Oakland Raiders	Mile High Stadium	74,186	40°	Morton	Stabler
Sun., Dec. 2	19-16	W	Buffalo Bills	Rich Stadium	37,886	24°	Morton	Ferguson
Sat., Dec. 8	23-28	L	Seattle Seahawks	Kingdome	60,038	Ind.	Morton	Zorn
Mon., Dec. 17*	7-17	L	San Diego Chargers	San Diego Stadium	51,906	68°	Morton	Fouts
	289-262				1,024,543			

### 1979 AFC WILD CARD PLAYOFF GAME

Sun., Dec. 23	7-13	L	Houston Oilers	Astrodome	48,776	Ind.	Morton	Pastorini
---------------	------	---	----------------	-----------	--------	------	--------	-----------

## 1980

**HEAD COACH:** Red Miller

### PRESEASON (2-2)

Day/Date	Score	W/L	Opponent	Location	Attend.	Temp.	Den. QB	Opp. QB
Sat., Aug. 9*	17-6	W	Cincinnati Bengals	Mile High Stadium	67,532	78°	Robinson	Anderson
Sat., Aug. 16*	6-9	L	New York Giants	Giants Stadium	30,904	73°	Morton	Simms
Sat., Aug. 23*	13-26	L	Los Angeles Rams	Mile High Stadium	73,946	78°	Robinson	Haden
Sat., Aug. 30*	38-0	W	Green Bay Packers	Lambeau Field	53,060	72°	Robinson	Dickey
	74-41				225,442			

### REGULAR SEASON (8-8 overall / 4th AFC West (3-5 Div.) / 4-4 home / 4-4 away)

Day/Date	Score	W/L	Opponent	Location	Attend.	Temp.	Den. QB	Opp. QB
Sun., Sept. 7	6-27	L	Philadelphia Eagles	Veterans Stadium	70,307	81°	Robinson	Jaworski
Sun., Sept. 14	41-20	W	Dallas Cowboys	Mile High Stadium	74,919	77°	Robinson	White
Sun., Sept. 21	13-30	L	San Diego Chargers	Mile High Stadium	74,970	81°	Robinson	Fouts
Mon., Sept. 29*	14-23	L	New England Patriots	Schaefer Stadium	59,602	51°	Robinson	Grogan
Sun., Oct. 5	19-16	W	Cleveland Browns	Cleveland Stadium	81,065	42°	Robinson	Sipe
Mon., Oct. 13	20-17	W	Washington Redskins	Mile High Stadium	74,657	69°	Robinson	Theismann
Sun., Oct. 19	17-23	L	Kansas City Chiefs	Mile High Stadium	74,459	63°	Morton	Fuller
Sun., Oct. 26	14-9	W	New York Giants	Giants Stadium	67,598	48°	Morton	Simms
Sun., Nov. 2	16-20	L	Houston Oilers	Mile High Stadium	74,717	68°	Morton	Stabler
Sun., Nov. 9	20-13	W	San Diego Chargers	San Diego Stadium	51,435	69°	Morton	Fouts
Sun., Nov. 16	31-24	W	New York Jets	Mile High Stadium	72,114	28°	Morton	Todd
Sun., Nov. 23	36-20	W	Seattle Seahawks	Mile High Stadium	73,274	34°	Morton	Zorn
Mon., Dec. 1*	3-9	L	Oakland Raiders	Oakland-Alameda County Coliseum	51,583	56°	Morton	Plunkett
Sun., Dec. 7	14-31	L	Kansas City Chiefs	Arrowhead Stadium	40,237	41°	Morton	Kenney
Sun., Dec. 14	21-24	L	Oakland Raiders	Mile High Stadium	73,974	65°	Morton	Plunkett
Sun., Dec. 21	25-17	W	Seattle Seahawks	Kingdome	51,853	Ind.	Robinson	Zorn
	310-323				1,066,764			

## Did You Know?

The Broncos enter the 2008 season only five wins away from 400 all-time victories (regular season and playoffs). Denver's all-time regular-season and postseason combined record stands at 395-351-10 (.535).

## 1981

HEAD COACH: Dan Reeves

### PRESEASON (2-2)

Day/Date	Score	W/L	Opponent	Location	Attend.	Temp.	Den. QB	Opp. QB
Fri., Aug. 7*	7-33	L	New York Jets	Mile High Stadium	63,644	75°	Robinson	Todd
Sat., Aug. 15*	14-24	L	Miami Dolphins	Orange Bowl	41,502	82°	Morton	Woodley
Sat., Aug. 22*	17-7	W	Green Bay Packers	Mile High Stadium	72,450	66°	Morton	Dickey
Sat., Aug. 29*	24-20	W	Cincinnati Bengals	Riverfront Stadium	41,713	74°	Morton	Anderson
	62-84				219,309			

### REGULAR SEASON (10-6 overall / 2nd AFC West (5-3 Div.) / 8-0 home / 2-6 away)

Day/Date	Score	W/L	Opponent	Location	Attend.	Temp.	Den. QB	Opp. QB
Sun., Sept. 6	9-7	W	Oakland Raiders	Mile High Stadium	74,796	74°	Morton	Plunkett
Sun., Sept. 13	10-13	L	Seattle Seahawks	Kingdome	58,513	Ind.	Morton	Zorn
Sun., Sept. 20	28-10	W	Baltimore Colts	Mile High Stadium	74,804	84°	Morton	Jones, B.
Sun., Sept. 27	42-24	W	San Diego Chargers	Mile High Stadium	74,844	82°	Morton	Fouts
Sun., Oct. 4	17-0	W	Oakland Raiders	Oakland-Alameda County Coliseum	51,035	60°	Morton	Plunkett
Sun., Oct. 11	27-21	W	Detroit Lions	Mile High Stadium	74,816	79°	Morton	Konlo
Sun., Oct. 18	14-28	L	Kansas City Chiefs	Arrowhead Stadium	74,672	55°	Morton	Kenney
Sun., Oct. 25	7-9	L	Buffalo Bills	Rich Stadium	77,757	56°	Morton	Ferguson
Mon., Nov. 2*	19-17	W	Minnesota Vikings	Mile High Stadium	74,834	48°	Morton	Kramer
Sun., Nov. 8	23-20	W	Cleveland Browns (OT)	Mile High Stadium	74,859	48°	Morton	Sipe
Sun., Nov. 15	24-7	W	Tampa Bay Buccaneers	Tampa Stadium	64,518	69°	Morton	Williams, D.
Sun., Nov. 22	21-38	L	Cincinnati Bengals	Riverfront Stadium	57,207	32°	DeBerg	Anderson
Sun., Nov. 29	17-34	L	San Diego Chargers	Jack Murphy Stadium	51,533	66°	Morton	Fouts
Sun., Dec. 6	16-13	W	Kansas City Chiefs	Mile High Stadium	74,744	68°	Morton	Fuller
Sun., Dec. 13	23-13	W	Seattle Seahawks	Mile High Stadium	74,527	45°	Morton	Krieg
Sun., Dec. 20	24-35	L	Chicago Bears	Soldier Field	40,125	14°	Morton	Evans, V.
	321-289				1,073,636			

## 1982

HEAD COACH: Dan Reeves

### PRESEASON (4-0)

Day/Date	Score	W/L	Opponent	Location	Attend.	Temp.	Den. QB	Opp. QB
Sat., Aug. 14*	33-20	W	Los Angeles Rams	Anaheim Stadium	57,482	69°	DeBerg	Jones, B.
Sat., Aug. 21*	17-14	W	Miami Dolphins	Mile High Stadium	74,465	79°	Morton	Fouts
Sat., Aug. 28*	27-17	W	Minnesota Vikings	Mile High Stadium	73,371	85°	Morton	Wilson, W.
Sat., Sept. 4*	20-13	W	New York Jets	Giants Stadium	43,820	65°	Morton	Todd
	97-64				249,138			

### REGULAR SEASON (2-7 overall / 12th in Conference (0-6 vs. Div. Opp.) / 1-4 home / 1-3 away)

Day/Date	Score	W/L	Opponent	Location	Attend.	Temp.	Den. QB	Opp. QB
Sun., Sept. 12	3-23	L	San Diego Chargers	Mile High Stadium	73,564	56°	Morton	Fouts
Sun., Sept. 19	24-21	W	San Francisco 49ers	Mile High Stadium	73,899	65°	Morton	Montana
—57-day player strike cancels or postpones eight games—								
Sun., Sept. 26			canceled/players' strike	at New Orleans				
Sun., Oct. 3			canceled/players' strike	Pittsburgh				
Sun., Oct. 10			canceled/players' strike	at N.Y. Jets				
Sun., Oct. 17			canceled/players' strike	at Houston				
Sun., Oct. 24			canceled/players' strike	Los Angeles Raiders				
Sun., Oct. 31			canceled/players' strike	Buffalo				
Sun., Nov. 7			postponed/players' strike	at Seattle (rescheduled for Jan. 2)				
Sun., Nov. 14			canceled/players' strike	at Kansas City				
Sun., Nov. 21	10-17	L	Seattle Seahawks	Mile High Stadium	73,916	48°	Morton	Zorn
Sun., Nov. 28	20-30	L	San Diego Chargers	Jack Murphy Stadium	47,629	68°	DeBerg	Fouts
Sun., Dec. 5	27-34	L	Atlanta Falcons	Mile High Stadium	73,984	46°	DeBerg	Bartkowski
Sun., Dec. 12	27-24	W	Los Angeles Rams	Anaheim Stadium	48,112	77°	DeBerg	Ferragamo
Sun., Dec. 19	16-37	L	Kansas City Chiefs	Mile High Stadium	74,192	55°	DeBerg	Kenney
Sun., Dec. 26	10-27	L	Los Angeles Raiders	L.A. Coliseum	44,160	68°	DeBerg	Plunkett
Sun., Jan. 2	11-13	L	Seattle Seahawks	Kingdome	43,145	Ind.	Herrmann	Zorn
	148-226				552,601			

## 1983

HEAD COACH: Dan Reeves

### PRESEASON (3-1)

Day/Date	Score	W/L	Opponent	Location	Attend.	Temp.	Den. QB	Opp. QB
Fri., Aug. 5*	10-7	W	Seattle Seahawks	Mile High Stadium	53,887	70°	DeBerg	Zorn
Sat., Aug. 13*	21-10	W	Atlanta Falcons	Mile High Stadium	73,199	66°	DeBerg	Bartkowski
Sat., Aug. 20*	19-10	W	Cleveland Browns	Mile High Stadium	73,244	82°	DeBerg	McDonald
Fri., Aug. 26*	3-34	L	Minnesota Vikings	Hubert H. Humphrey Metrodome	59,435	Ind.	Elway	Kramer
	53-61				259,765			

### REGULAR SEASON (9-7 overall / 3rd AFC West (3-5 Div.) / 6-2 home / 3-5 away)

Day/Date	Score	W/L	Opponent	Location	Attend.	Temp.	Den. QB	Opp. QB
Sun., Sept. 4	14-10	W	Pittsburgh Steelers	Three Rivers Stadium	58,233	79°	Elway	Stoudt
Sun., Sept. 11	17-10	W	Baltimore Colts	Memorial Stadium	52,613	99°	Elway	Pagel
Sun., Sept. 18	10-13	L	Philadelphia Eagles	Mile High Stadium	74,202	73°	Elway	Jaworski
Sun., Sept. 25	7-22	L	Los Angeles Raiders	Mile High Stadium	74,289	76°	Elway	Plunkett
Sun., Oct. 2	14-31	L	Chicago Bears	Soldier Field	58,210	73°	Elway	McMahon
Sun., Oct. 9	26-14	W	Houston Oilers	Astrodome	44,209	Ind.	DeBerg	Nielsen
Sun., Oct. 16	24-17	W	Cincinnati Bengals	Mile High Stadium	74,305	55°	DeBerg	Schoenert

Sun., Oct. 23	14-6	W	San Diego Chargers	Mile High Stadium	74,581	76°	DeBerg	Luther
Sun., Oct. 30	27-24	W	Kansas City Chiefs	Mile High Stadium	74,640	72°	DeBerg	Kenney
Sun., Nov. 6	19-27	L	Seattle Seahawks	Kingdome	61,189	Ind.	DeBerg	Krieg
Sun., Nov. 13	20-22	L	Los Angeles Raiders	L.A. Coliseum	51,945	71°	Elway	Plunkett
Sun., Nov. 20	38-27	W	Seattle Seahawks	Mile High Stadium	74,710	50°	Kubiak	Krieg
Sun., Nov. 27	7-31	L	San Diego Chargers	Jack Murphy Stadium	43,650	68°	Elway	Fouts
Sun., Dec. 4	27-6	W	Cleveland Browns	Mile High Stadium	70,912	43°	Elway	Sipe
Sun., Dec. 11	21-19	W	Baltimore Colts	Mile High Stadium	74,854	44°	Elway	Pagel
Sun., Dec. 18	17-48	L	Kansas City Chiefs	Arrowhead Stadium	11,377	0°	Elway	Kenney
	302-327				973,188			

### 1983 AFC WILD CARD PLAYOFF GAME

Sat., Dec. 24	7-31	L	Seattle Seahawks	Kingdome	64,275	Ind.	DeBerg	Krieg
---------------	------	---	------------------	----------	--------	------	--------	-------

## 1984

HEAD COACH: Dan Reeves

### PRESEASON (3-1)

Day/Date	Score	W/L	Opponent	Location	Attend.	Temp.	Den. QB	Opp. QB
Sat., Aug. 4*	13-16	L	Washington Redskins	Mile High Stadium	31,716	65°	Elway	Theismann
Sat., Aug. 11*	21-20	W	San Francisco 49ers	Mile High Stadium	70,211	85°	Elway	Montana
Sat., Aug. 18*	31-0	W	Indianapolis Colts	Mile High Stadium	68,951	75°	Elway	Pagel
Fri., Aug. 24*	24-13	W	Atlanta Falcons	Atlanta-Fulton County Stadium	30,988	80°	Elway	Moroski
	89-49				201,866			

### REGULAR SEASON (13-3 overall / 1st AFC West (6-2 Div.) / 7-1 home / 6-2 away)

Day/Date	Score	W/L	Opponent	Location	Attend.	Temp.	Den. QB	Opp. QB
Sun., Sept. 2	20-17	W	Cincinnati Bengals	Mile High Stadium	74,178	75°	Elway	Anderson
Sun., Sept. 9	0-27	L	Chicago Bears	Soldier Field	54,335	69°	Kubiak	McMahon
Sun., Sept. 16*	24-14	W	Cleveland Browns	Cleveland Stadium	61,980	52°	Elway	McDonald
Sun., Sept. 23	21-0	W	Kansas City Chiefs	Mile High Stadium	74,263	84°	Elway	Blackledge
Sun., Sept. 30	16-13	W	Los Angeles Raiders	Mile High Stadium	74,833	69°	Elway	Plunkett
Sun., Oct. 7	28-7	W	Detroit Lions	Silverdome	55,836	Ind.	Elway	Danielson
Mon., Oct. 15*	17-14	W	Green Bay Packers	Mile High Stadium	62,546	29°	Elway	Dickey
Sun., Oct. 21	37-7	W	Buffalo Bills	Rich Stadium	31,204	70°	Elway	Ferguson
Sun., Oct. 28	22-19	W	Los Angeles Raiders (OT)	L.A. Coliseum	91,020	68°	Kubiak	Wilson, M.
Sun., Nov. 4	26-19	W	New England Patriots	Mile High Stadium	74,908	54°	Elway	Eason
Sun., Nov. 11	16-13	W	San Diego Chargers	Jack Murphy Stadium	53,162	69°	Elway	Fouts
Sun., Nov. 18	42-21	W	Minnesota Vikings	Mile High Stadium	74,716	52°	Elway	Kramer
Sun., Nov. 25	24-27	L	Seattle Seahawks	Mile High Stadium	74,922	47°	Elway	Krieg
Sun., Dec. 2	13-16	L	Kansas City Chiefs	Arrowhead Stadium	38,494	28°	Elway	Kenney
Sun., Dec. 9	16-13	W	San Diego Chargers	Mile High Stadium	74,867	59°	Elway	Luther
Sat., Dec. 15	31-14	W	Seattle Seahawks	Kingdome	64,411	Ind.	Elway	Krieg
	353-241				1,032,737			

### 1984 AFC DIVISIONAL PLAYOFF GAME

Sun., Dec. 30	17-24	L	Pittsburgh Steelers	Mile High Stadium	74,981	52°	Elway	Malone
---------------	-------	---	---------------------	-------------------	--------	-----	-------	--------

## 1985

HEAD COACH: Dan Reeves

### PRESEASON (2-2)

Day/Date	Score	W/L	Opponent	Location	Attend.	Temp.	Den. QB	Opp. QB
Sat., Aug. 10*	20-30	L	New York Giants	Mile High Stadium	49,374	81°	Elway	Rutledge
Mon., Aug. 19*	20-13	W	San Francisco 49ers	Candlestick Park	55,425	65°	Elway	Montana
Sat., Aug. 24*	20-3	W	Indianapolis Colts	Mile High Stadium	71,406	79°	Elway	Schlichter
Fri., Aug. 30*	9-13	L	Minnesota Vikings	Mile High Stadium	69,373	88°	Stankavage	Kramer
	69-59				245,578			

### REGULAR SEASON (11-5 overall / 2nd AFC West (5-3 Div.) / 6-2 home / 5-3 away)

Day/Date	Score	W/L	Opponent	Location	Attend.	Temp.	Den. QB	Opp. QB
Sun., Sept. 8	16-20	L	Los Angeles Rams	Anaheim Stadium	52,522	86°	Elway	Brock
Sun., Sept. 15	34-23	W	New Orleans Saints	Mile High Stadium	74,488	81°	Elway	Wilson, D.
Sun., Sept. 22	44-28	W	Atlanta Falcons	Atlanta-Fulton County Stadium	37,903	80°	Elway	Bartkowski
Sun., Sept. 29	26-30	L	Miami Dolphins	Mile High Stadium	73,614	29°	Elway	Marino
Sun., Oct. 6	31-20	W	Houston Oilers	Mile High Stadium	74,699	74°	Elway	Moon
Sun., Oct. 13	15-10	W	Indianapolis Colts	Hoosier Dome	60,128	Ind.	Elway	Pagel
Sun., Oct. 20	13-10	W	Seattle Seahawks (OT)	Mile High Stadium	74,899	67°	Elway	Krieg
Sun., Oct. 27	30-10	W	Kansas City Chiefs	Arrowhead Stadium	68,248	75°	Elway	Kenney
Sun., Nov. 3	10-30	L	San Diego Chargers	Jack Murphy Stadium	57,312	75°	Elway	Fouts
Mon., Nov. 11*	17-16	W	San Francisco 49ers	Mile High Stadium	73,173	20°	Elway	Montana
Sun., Nov. 17	30-24	W	San Diego Chargers (OT)	Mile High Stadium	74,376	41°	Elway	Fouts
Sun., Nov. 24	28-31	L	Los Angeles Raiders (OT)	L.A. Coliseum	63,161	63°	Elway	Wilson, M.
Sun., Dec. 1	31-23	W	Pittsburgh Steelers	Three Rivers Stadium	56,797	55°	Elway	Woodley
Sun., Dec. 8	14-17	L	Los Angeles Raiders (OT)	Mile High Stadium	75,042	36°	Elway	Wilson, M.
Sat., Dec. 14	14-13	W	Kansas City Chiefs	Mile High Stadium	69,209	51°	Elway	Blackledge
Fri., Dec. 20*	27-24	W	Seattle Seahawks	Kingdome	56,283	Ind.	Elway	Krieg
	380-329				1,041,854			

## BRONCOS IN THE HALL OF FAME GAME

The Broncos have played in three Hall of Fame Games in their history and own a 1-2 record in those preseason contests held at Fawcett Stadium in Canton, Ohio, as part of the Pro Football Hall of Fame induction ceremony weekend. In Hall of Fame Game action, Denver defeated Detroit 10-7 on July 24, 1976, lost to Detroit 14-3 on July 27, 1991, and lost to Washington 20-17 on Aug. 9, 2004.



## 1986

HEAD COACH: Dan Reeves

## PRESEASON (2-2)

Day/Date	Score	W/L	Opponent	Location	Attend.	Temp.	Den. QB	Opp. QB
Sat., Aug. 9*	7-10	L	New Orleans Saints	Mile High Stadium	47,408	73°	Elway	Hebert
Sat., Aug. 16*	27-29	L	Minnesota Vikings	Metrodome	53,193	Ind.	Elway	Kramer
Sat., Aug. 23*	14-9	W	San Francisco 49ers	Mile High Stadium	73,592	67°	Elway	Kemp
Fri., Aug. 29*	19-10	W	Los Angeles Rams	Mile High Stadium	71,737	84°	Elway	Dils
	67-48				245,930			

## REGULAR SEASON (11-5 overall / 1st AFC West (5-3 Div.) / 7-1 home / 4-4 away)

Day/Date	Score	W/L	Opponent	Location	Attend.	Temp.	Den. QB	Opp. QB
Sun., Sept. 7	38-36	W	Los Angeles Raiders	Mile High Stadium	75,695	51°	Elway	Wilson, M.
Sun., Sept. 15*	21-10	W	Pittsburgh Steelers	Three Rivers Stadium	57,305	74°	Elway	Malone
Sun., Sept. 21	33-7	W	Philadelphia Eagles	Veterans Stadium	63,839	72°	Elway	Jaworski
Sun., Sept. 28	27-20	W	New England Patriots	Mile High Stadium	75,804	65°	Elway	Eason
Sun., Oct. 5	29-14	W	Dallas Cowboys	Mile High Stadium	76,082	59°	Elway	Pelluer
Sun., Oct. 12	31-14	W	San Diego Chargers	Jack Murphy Stadium	55,662	70°	Elway	Fouts
Mon., Oct. 20*	10-22	L	New York Jets	Giants Stadium	73,759	51°	Elway	Ryan
Sun., Oct. 26	20-13	W	Seattle Seahawks	Mile High Stadium	76,089	66°	Elway	Krieg
Sun., Nov. 2	21-10	W	Los Angeles Raiders	L.A. Coliseum	90,153	81°	Elway	Wilson, W.
Sun., Nov. 9	3-9	L	San Diego Chargers	Mile High Stadium	75,012	44°	Elway	Flick
Sun., Nov. 16	38-17	W	Kansas City Chiefs	Mile High Stadium	75,745	62°	Elway	Kenney
Sun., Nov. 23	16-19	L	New York Giants	Giants Stadium	75,116	50°	Elway	Simms
Sun., Nov. 30	34-28	W	Cincinnati Bengals	Mile High Stadium	58,705	31°	Elway	Esiason
Sun., Dec. 7	10-37	L	Kansas City Chiefs	Arrowhead Stadium	47,019	45°	Elway	Blackledge
Sat., Dec. 13	31-30	W	Washington Redskins	Mile High Stadium	75,905	53°	Elway	Schroeder
Sat., Dec. 20	16-41	L	Seattle Seahawks	Kingdome	63,697	Ind.	Elway	Krieg
	378-327				1,178,074			

## 1986 AFC DIVISIONAL PLAYOFF GAME

Sun., Jan. 4	22-17	W	New England Patriots	Mile High Stadium	75,262	65°	Elway	Eason
--------------	-------	---	----------------------	-------------------	--------	-----	-------	-------

## 1986 AFC CHAMPIONSHIP GAME

Sun., Jan. 11	23-20	W	Cleveland Browns (OT)	Cleveland Stadium	79,973	30°	Elway	Kosar
---------------	-------	---	-----------------------	-------------------	--------	-----	-------	-------

## SUPER BOWL XXI

Sun., Jan. 25	20-39	L	New York Giants	Rose Bowl, Pasadena, Calif.	101,063	76°	Elway	Simms
---------------	-------	---	-----------------	-----------------------------	---------	-----	-------	-------

## 1987

HEAD COACH: Dan Reeves

## PRESEASON (3-2)

Day/Date	Score	W/L	Opponent	Location	Attend.	Temp.	Den. QB	Opp. QB
Sun., Aug. 9	27-28	L	Los Angeles Rams	Wembley Stadium (London, England; American Bowl)	72,786	64°	Elway	Everett
Sat., Aug. 15*	20-14	W	Green Bay Packers	Sun Devil Stadium (Tempe, Ariz.)	67,500	98°	Elway	Fusina
Mon., Aug. 24*	31-28	W	Miami Dolphins	Mile High Stadium	74,288	61°	Elway	Strock
Sat., Aug. 29*	24-20	W	Los Angeles Rams	Anaheim Stadium	54,254	72°	Elway	Everett
Thu., Sept. 3*	17-27	L	Minnesota Vikings	Mile High Stadium	74,081	83°	Elway	Wilson, W.
	119-117				342,909			

## REGULAR SEASON (10-4-1 overall / 1st AFC West (7-1 Div.) / 7-1 home / 3-3-1 away)

Day/Date	Score	W/L	Opponent	Location	Attend.	Temp.	Den. QB	Opp. QB
Sun., Sept. 13	40-17	W	Seattle Seahawks	Mile High Stadium	75,999	85°	Elway	Krieg
Sun., Sept. 20	17-17	T	Green Bay Packers (OT)	Milwaukee County Stadium at Cleveland	50,624	58°	Elway	Majkowski
Mon., Sept. 28*	canceled/players' strike							
Sun., Oct. 4	10-40	L	†Houston Oilers	Mile High Stadium	38,494	81°	Karcher	Pease
Mon., Oct. 12*	30-14	W	†Los Angeles Raiders	Mile High Stadium	61,230	67°	Karcher	Evans, V.
Sun., Oct. 18	26-17	W	†Kansas City Chiefs	Arrowhead Stadium	20,296	71°	Karcher	Hudson
			†"Replacement Games"					
Mon., Oct. 26*	27-34	L	Minnesota Vikings	Metrodome	51,011	Ind.	Elway	Wilson, W.
Sun., Nov. 1	34-0	W	Detroit Lions	Mile High Stadium	75,172	67°	Elway	Long
Sun., Nov. 8	14-21	L	Buffalo Bills	Rich Stadium	63,698	53°	Elway	Kelly
Mon., Nov. 16*	31-29	W	Chicago Bears	Mile High Stadium	75,783	22°	Elway	McMahon
Sun., Nov. 22	23-17	W	Los Angeles Raiders	L.A. Coliseum	61,318	72°	Elway	Wilson, M.
Sun., Nov. 29	31-17	W	San Diego Chargers	Jack Murphy Stadium	61,880	68°	Elway	Fouts
Sun., Dec. 6	31-20	W	New England Patriots	Mile High Stadium	75,795	58°	Elway	Ramsey, T.
Sun., Dec. 13*	21-28	L	Seattle Seahawks	Kingdome	61,759	Ind.	Elway	Krieg
Sat., Dec. 19	20-17	W	Kansas City Chiefs	Mile High Stadium	75,053	35°	Elway	Kenney
Sun., Dec. 27	24-0	W	San Diego Chargers	Mile High Stadium	37,500	20°	Elway	Herrmann
	379-288				869,301			

## 1987 AFC DIVISIONAL PLAYOFF GAME

Sun., Jan. 10	34-10	W	Houston Oilers	Mile High Stadium	75,440	45°	Elway	Moon
---------------	-------	---	----------------	-------------------	--------	-----	-------	------

## 1987 AFC CHAMPIONSHIP GAME

Sun., Jan. 17	38-33	W	Cleveland Browns	Mile High Stadium	76,197	44°	Elway	Kosar
---------------	-------	---	------------------	-------------------	--------	-----	-------	-------

## SUPER BOWL XXII

Sun., Jan. 31	10-42	L	Washington Redskins	Jack Murphy Stadium, San Diego	73,302	61°	Elway	Williams, D.
---------------	-------	---	---------------------	--------------------------------	--------	-----	-------	--------------

## 1988

HEAD COACH: Dan Reeves

## PRESEASON (3-1)

Day/Date	Score	W/L	Opponent	Location	Attend.	Temp.	Den. QB	Opp. QB
Wed., Aug. 3*	40-31	W	Los Angeles Rams	Anaheim Stadium	43,978	70°	Elway	Everett
Sat., Aug. 13*	34-24	W	San Francisco 49ers	Mile High Stadium	75,067	87°	Elway	Young
Fri., Aug. 19*	13-16	L	Miami Dolphins (OT)	Joe Robbie Stadium	49,795	81°	Elway	Marino
Thu., Aug. 25*	21-20	W	Indianapolis Colts	Mile High Stadium	73,957	81°	Elway	Hogeboom
	108-91				242,797			

## REGULAR SEASON (8-8 overall / 2nd AFC West (3-5 Div.) / 6-2 home / 2-6 away)

Day/Date	Score	W/L	Opponent	Location	Attend.	Temp.	Den. QB	Opp. QB
Sun., Sept. 4	14-21	L	Seattle Seahawks	Mile High Stadium	75,986	77°	Elway	Krieg
Sun., Sept. 11	34-3	W	San Diego Chargers	Mile High Stadium	75,359	78°	Elway	Laufenberg
Sun., Sept. 18	13-20	L	Kansas City Chiefs	Arrowhead Stadium	63,268	73°	Elway	DeBerg
Mon., Sept. 26*	27-30	L	Los Angeles Raiders (OT)	Mile High Stadium	75,964	81°	Elway	Schroeder
Sun., Oct. 2	12-0	W	San Diego Chargers	Jack Murphy Stadium	55,763	71°	Elway	Laufenberg
Sun., Oct. 9	16-13	W	San Francisco 49ers (OT)	Candlestick Park	61,711	74°	Elway	Montana
Sun., Oct. 16	30-14	W	Atlanta Falcons	Mile High Stadium	75,287	77°	Elway	Dils
Sun., Oct. 23	21-39	L	Pittsburgh Steelers	Three Rivers Stadium	49,811	50°	Kubiak	Blackledge
Mon., Oct. 31*	23-55	L	Indianapolis Colts	Hoosier Dome	60,544	Ind.	Elway	Chandler
Sun., Nov. 6	17-11	W	Kansas City Chiefs	Mile High Stadium	74,227	63°	Elway	Kenney
Sun., Nov. 13	30-7	W	Cleveland Browns	Mile High Stadium	75,806	68°	Elway	Kosar
Sun., Nov. 20	0-42	L	New Orleans Saints	Superdome	68,075	Ind.	Elway	Hebert
Sun., Nov. 27	35-24	W	Los Angeles Rams	Mile High Stadium	74,141	31°	Elway	Everett
Sun., Dec. 4	20-21	L	Los Angeles Raiders	L.A. Coliseum	65,561	72°	Elway	Schroeder
Sun., Dec. 11*	14-42	L	Seattle Seahawks	Kingdome	62,838	Ind.	Elway	Krieg
Sat., Dec. 17	21-10	W	New England Patriots	Mile High Stadium	70,910	50°	Elway	Eason
	327-352				1,085,251			

## 1989

HEAD COACH: Dan Reeves

## PRESEASON (2-2)

Day/Date	Score	W/L	Opponent	Location	Attend.	Temp.	Den. QB	Opp. QB
Sat., Aug. 12*	17-13	W	Los Angeles Rams	Mile High Stadium	70,049	65°	Elway	Everett
Sat., Aug. 19*	17-35	L	San Francisco 49ers	Candlestick Park	58,641	68°	Karcher	Montana
Sat., Aug. 26*	24-21	W	Dallas Cowboys (OT)	Mile High Stadium	74,076	83°	Elway	Aikman
Sat., Sept. 2*	34-38	L	Indianapolis Colts	Hoosier Dome	55,128	Ind.	Elway	Chandler
	92-107				257,894			

## REGULAR SEASON (11-5 overall / 1st AFC West (6-2 Div.) / 6-2 home / 5-3 away)

Day/Date	Score	W/L	Opponent	Location	Attend.	Temp.	Den. QB	Opp. QB
Sun., Sept. 10	34-20	W	Kansas City Chiefs	Mile High Stadium	74,284	64°	Elway	DeBerg
Mon., Sept. 18*	28-14	W	Buffalo Bills	Rich Stadium	78,176	60°	Elway	Kelly
Sun., Sept. 24	31-21	W	Los Angeles Raiders	Mile High Stadium	75,754	80°	Elway	Schroeder
Sun., Oct. 1	13-16	L	Cleveland Browns	Cleveland Stadium	78,637	70°	Elway	Kosar
Sun., Oct. 8	16-10	W	San Diego Chargers	Mile High Stadium	75,222	72°	Elway	McMahon
Sun., Oct. 15	14-3	W	Indianapolis Colts	Mile High Stadium	74,680	50°	Elway	Trudeau
Sun., Oct. 22	24-21	W	Seattle Seahawks (OT)	Kingdome	62,353	Ind.	Elway	Krieg
Sun., Oct. 29	24-28	L	Philadelphia Eagles	Mile High Stadium	75,065	42°	Elway	Cunningham
Sun., Nov. 5	34-7	W	Pittsburgh Steelers	Mile High Stadium	74,739	55°	Elway	Briester
Sun., Nov. 12	16-13	W	Kansas City Chiefs	Arrowhead Stadium	76,245	57°	Elway	Pelluer
Mon., Nov. 20*	14-10	W	Washington Redskins	RFK Stadium	52,975	66°	Kubiak	Rypien
Sun., Nov. 26	41-14	W	Seattle Seahawks	Mile High Stadium	75,117	61°	Elway	Stouffer
Sun., Dec. 3	13-16	L	Los Angeles Raiders (OT)	L.A. Coliseum	87,560	78°	Elway	Beuerlein
Sun., Dec. 10	7-14	L	New York Giants	Mile High Stadium	63,283	23°	Elway	Simms
Sat., Dec. 16	37-0	W	Phoenix Cardinals	Sun Devil Stadium	56,071	59°	Elway	Rosebach
Sun., Dec. 24	16-19	L	San Diego Chargers	Jack Murphy Stadium	50,524	73°	Elway	Tolliver
	362-226				1,130,686			

## 1989 AFC DIVISIONAL PLAYOFF GAME

Sun., Jan. 7	24-23	W	Pittsburgh Steelers	Mile High Stadium	75,477	55°	Elway	Briester
--------------	-------	---	---------------------	-------------------	--------	-----	-------	----------

## 1989 AFC CHAMPIONSHIP GAME

Sun., Jan. 14	37-21	W	Cleveland Browns	Mile High Stadium	76,046	53°	Elway	Kosar
---------------	-------	---	------------------	-------------------	--------	-----	-------	-------

## SUPER BOWL XXIV

Sun., Jan. 28	10-55	L	San Francisco 49ers	Louisiana Superdome, New Orleans	72,919	Ind.	Elway	Montana
---------------	-------	---	---------------------	----------------------------------	--------	------	-------	---------

## 1990

HEAD COACH: Dan Reeves

## PRESEASON (3-2)

Day/Date	Score	W/L	Opponent	Location	Attend.	Temp.	Den. QB	Opp. QB
Sun., Aug. 5	10-7	W	Seattle Seahawks	Tokyo Dome (Tokyo, Japan; American Bowl; Sun. 11 a.m. in Tokyo/Sat. 10 p.m. in Denver)	48,827	Ind.	Elway	Krieg
Sat., Aug. 11*	16-7	W	Indianapolis Colts	Hoosier Dome	51,044	Ind.	Elway	Trudeau
Mon., Aug. 20*	24-27	L	San Francisco 49ers	Mile High Stadium	74,164	78°	Elway	Montana
Sat., Aug. 25*	16-17	L	Miami Dolphins	Joe Robbie Stadium	44,897	80°	Elway	Marino
Fri., Aug. 31*	25-14	W	Phoenix Cardinals	Mile High Stadium	71,082	71°	Elway	Rosenbach
	91-72				290,014			

## REGULAR SEASON (5-11 overall / 5th AFC West (3-5 Div.) / 4-4 home / 1-7 away)

Day/Date	Score	W/L	Opponent	Location	Attend.	Temp.	Den. QB	Opp. QB
Sun., Sept. 9	9-14	L	Los Angeles Raiders	L.A. Coliseum	54,206	94°	Elway	Schroeder
Mon., Sept. 17*	24-23	W	Kansas City Chiefs	Mile High Stadium	75,277	63°	Elway	DeBerg
Sun., Sept. 23	34-31	W	Seattle Seahawks (OT)	Mile High Stadium	75,290	72°	Elway	Krieg
Sun., Sept. 30	28-29	L	Buffalo Bills	Rich Stadium	74,393	60°	Elway	Kelly
Mon., Oct. 8*	29-30	L	Cleveland Browns	Mile High Stadium	74,814	35°	Elway	Kosar
Sun., Oct. 14	17-34	L	Pittsburgh Steelers	Mile High Stadium	74,285	58°	Elway	Briester
Sun., Oct. 21	27-17	W	Indianapolis Colts	Hoosier Dome	29,850	Ind.	Elway	Trudeau
Sun., Nov. 4*	22-27	L	Minnesota Vikings	Metrodome	57,331	Ind.	Elway	Gannon
Sun., Nov. 11	7-19	L	San Diego Chargers	Jack Murphy Stadium	59,557	85°	Elway	Tolliver
Sun., Nov. 18	13-16	L	Chicago Bears (OT)	Mile High Stadium	75,013	61°	Elway	Harbaugh
Thu., Nov. 22	27-40	L	Detroit Lions	Silverdome	73,896	Ind.	Elway	Gagliano
Sun., Dec. 2	20-23	L	Los Angeles Raiders	Mile High Stadium	74,162	35°	Elway	Schroeder
Sun., Dec. 9	20-31	L	Kansas City Chiefs	Arrowhead Stadium	74,347	66°	Elway	DeBerg
Sun., Dec. 16	20-10	W	San Diego Chargers	Mile High Stadium	64,919	47°	Elway	Tolliver
Sun., Dec. 23*	12-17	L	Seattle Seahawks	Kingdome	55,845	Ind.	Elway	Krieg
Sun., Dec. 30	22-13	W	Green Bay Packers	Mile High Stadium	46,943	38°	Elway	Dilweg
(Bye Oct. 28)					331,374	1,071,128		

## 1991

**HEAD COACH:** Dan Reeves

### PRESEASON (2-3)

Day/Date	Score	W/L	Opponent	Location	Attend.	Temp.	Den. QB	Opp. QB
Sat., July 27	3-14	L	Detroit Lions	Canton, Ohio (Hall of Fame)	23,815	69°	Elway	Peete
Fri., Aug. 2*	10-3	W	Indianapolis Colts	Mile High Stadium	75,375	62°	Elway	George
Wed., Aug. 7*	6-24	L	San Francisco 49ers	Candlestick Park	54,170	75°	Elway	Young
Mon., Aug. 19*	21-13	W	Miami Dolphins	Mile High Stadium	72,555	66°	Elway	Marino
Fri., Aug. 23*	10-34	L	Phoenix Cardinals	Sun Devil Stadium	38,372	102°	Elway	Tupa
	50-88				264,287			

### REGULAR SEASON (12-4 overall / 1st AFC West (5-3 Div.) / 7-1 home / 5-3 away)

Day/Date	Score	W/L	Opponent	Location	Attend.	Temp.	Den. QB	Opp. QB
Sun., Sept. 1	45-14	W	Cincinnati Bengals	Mile High Stadium	72,855	84°	Elway	Esiason
Sun., Sept. 8	13-16	L	Los Angeles Raiders	L.A. Coliseum	48,569	79°	Elway	Schroeder
Sun., Sept. 15	16-10	W	Seattle Seahawks	Mile High Stadium	74,152	64°	Elway	Kemp
Sun., Sept. 22	27-19	W	San Diego Chargers	Mile High Stadium	73,258	57°	Elway	Friesz
Sun., Sept. 29*	13-6	W	Minnesota Vikings	Metrodome	55,031	Ind.	Elway	Wilson, W.
Sun., Oct. 6	14-42	L	Houston Oilers	Astrodome	59,145	Ind.	Elway	Moon
Sun., Oct. 20	19-16	W	Kansas City Chiefs	Mile High Stadium	75,866	64°	Elway	DeBerg
Sun., Oct. 27	9-6	W	New England Patriots	Foxboro Stadium	43,994	76°	Elway	Millen
Sun., Nov. 3*	20-13	W	Pittsburgh Steelers	Mile High Stadium	70,973	23°	Elway	O'Donnell
Sun., Nov. 10	16-17	L	Los Angeles Raiders	Mile High Stadium	75,896	46°	Elway	Schroeder
Sun., Nov. 17	24-20	W	Kansas City Chiefs	Arrowhead Stadium	74,661	59°	Elway	DeBerg
Sun., Nov. 24	10-13	L	Seattle Seahawks	Kingdome	60,430	Ind.	Elway	Krieg
Sun., Dec. 1	20-3	W	New England Patriots	Mile High Stadium	67,116	23°	Elway	Millen
Sun., Dec. 8	17-7	W	Cleveland Browns	Cleveland Stadium	73,539	57°	Elway	Kosar
Sun., Dec. 15	24-19	W	Phoenix Cardinals	Mile High Stadium	74,098	49°	Elway	Chandler
Sun., Dec. 22	17-14	W	San Diego Chargers	Jack Murphy Stadium	51,449	64°	Elway	Friesz
(Bye Oct. 13)	304-235				1,053,275			

### 1991 AFC DIVISIONAL PLAYOFF GAME

Sat., Jan. 4	26-24	W	Houston Oilers	Mile High Stadium	75,301	36°	Elway	Moon
--------------	-------	---	----------------	-------------------	--------	-----	-------	------

### 1991 AFC CHAMPIONSHIP GAME

Sun., Jan. 12	7-10	L	Buffalo Bills	Rich Stadium	80,272	42°	Elway	Kelly
---------------	------	---	---------------	--------------	--------	-----	-------	-------

## 1992

**HEAD COACH:** Dan Reeves

### PRESEASON (1-4)

Day/Date	Score	W/L	Opponent	Location	Attend.	Temp.	Den. QB	Opp. QB
Mon., Aug. 3*	7-13	L	San Francisco 49ers	Candlestick Park	50,435	64°	Pelluer	Young
Sat., Aug. 8*	31-10	W	Tampa Bay Buccaneers	Mile High Stadium	66,521	91°	Elway	Testaverde
Sat., Aug. 15*	27-31	L	Miami Dolphins	Olympic Stadium	60,813	64°	Elway	Marino
				(Berlin, Germany; American Bowl; 7 p.m. in Berlin/11 a.m. in Denver)				
Sat., Aug. 22*	3-17	L	Dallas Cowboys	Texas Stadium	61,485	83°	Elway	Aikman
Fri., Aug. 28*	17-21	L	Phoenix Cardinals	Mile High Stadium	66,743	80°	Elway	Rosenbach
	75-92				305,997			

### REGULAR SEASON (8-8 overall / 3rd AFC West (4-4 Div.) / 7-1 home / 1-7 away)

Day/Date	Score	W/L	Opponent	Location	Attend.	Temp.	Den. QB	Opp. QB
Sun., Sept. 6*	17-13	W	Los Angeles Raiders	Mile High Stadium	75,418	78°	Elway	Schroeder
Sun., Sept. 13	21-13	W	San Diego Chargers	Mile High Stadium	74,367	84°	Elway	Humphries
Sun., Sept. 20	0-13	L	Philadelphia Eagles	Veterans Stadium	65,833	72°	Elway	Cunningham
Sun., Sept. 27	12-0	W	Cleveland Browns	Cleveland Stadium	78,064	69°	Elway	Tomczak
Sun., Oct. 4	20-19	W	Kansas City Chiefs	Mile High Stadium	75,629	76°	Elway	Krieg
Mon., Oct. 12*	3-34	L	Washington Redskins	RFK Stadium	56,371	60°	Elway	Rypien
Sun., Oct. 18	27-21	W	Houston Oilers	Mile High Stadium	74,827	72°	Elway	Moon
Sun., Oct. 25	21-24	L	San Diego Chargers	Jack Murphy Stadium	53,576	71°	Elway	Humphries
Sun., Nov. 8	27-16	W	New York Jets	Mile High Stadium	74,678	55°	Elway	Nagle
Sun., Nov. 15*	27-13	W	New York Giants	Mile High Stadium	75,269	56°	Elway	Hostetler
Sun., Nov. 22	0-24	L	Los Angeles Raiders	L.A. Coliseum	50,011	67°	Maddox	Schroeder
Mon., Nov. 30*	13-16	L	Seattle Seahawks (OT)	Kingdome	51,612	Ind.	Maddox	Stouffer
Sun., Dec. 6	27-31	L	Dallas Cowboys	Mile High Stadium	74,946	31°	Maddox	Aikman
Sat., Dec. 12	17-27	L	Buffalo Bills	Rich Stadium	71,740	37°	Maddox	Kelly
Sun., Dec. 20	10-6	W	Seattle Seahawks	Mile High Stadium	72,570	44°	Elway	Gelbaugh
Sun., Dec. 27	20-42	L	Kansas City Chiefs	Arrowhead Stadium	76,240	45°	Elway	Krieg
(Bye Nov. 1)	262-329				1,108,833			

## 1993

**HEAD COACH:** Wade Phillips

### PRESEASON (2-2)

Day/Date	Score	W/L	Opponent	Location	Attend.	Temp.	Den. QB	Opp. QB
Sat., Aug. 7*	23-7	W	Tampa Bay Buccaneers	Tampa Stadium	38,020	90°	Elway	Erickson, C.
Mon., Aug. 16*	13-16	L	San Francisco 49ers	Mile High Stadium	71,921	92°	Elway	Bono
Fri., Aug. 20*	34-24	W	Miami Dolphins	Mile High Stadium	59,383	78°	Elway	Marino
Fri., Aug. 27*	9-34	L	Phoenix Cardinals	Sun Devil Stadium	44,207	78°	Elway	Beuerlein
	79-81				213,531			

### REGULAR SEASON (9-7 overall / 3rd AFC West (4-4 Div.) / 5-3 home / 4-4 away)

Day/Date	Score	W/L	Opponent	Location	Attend.	Temp.	Den. QB	Opp. QB
Sun., Sept. 5	26-20	W	New York Jets	Giants Stadium	68,130	81°	Elway	Esiason
Sun., Sept. 12	34-17	W	San Diego Chargers	Mile High Stadium	75,074	91°	Elway	Humphries
Mon., Sept. 20*	7-15	L	Kansas City Chiefs	Arrowhead Stadium	78,453	74°	Elway	Montana
Sun., Oct. 3	35-13	W	Indianapolis Colts	Mile High Stadium	74,953	80°	Elway	Trudeau
Sun., Oct. 10	27-30	L	Green Bay Packers	Lambeau Field	58,943	43°	Elway	Favre
Mon., Oct. 18	20-23	L	Los Angeles Raiders	Mile High Stadium	75,712	44°	Elway	Hostetler
Sun., Oct. 31	28-17	W	Seattle Seahawks	Mile High Stadium	73,644	62°	Elway	Mirer

Sun., Nov. 7	29-14	W	Cleveland Browns	Cleveland Stadium	77,818	36°	Elway	Kosar
Sun., Nov. 14	23-26	L	Minnesota Vikings	Mile High Stadium	67,329	30°	Elway	Salisbury
Sun., Nov. 21	37-13	W	Pittsburgh Steelers	Mile High Stadium	74,840	58°	Elway	O'Donnell
Sun., Nov. 28	17-9	W	Seattle Seahawks	Kingdome	57,812	Ind.	Elway	Mirer
Sun., Dec. 5	10-13	L	San Diego Chargers	Jack Murphy Stadium	60,233	72°	Elway	Humphries
Sun., Dec. 12	27-21	W	Kansas City Chiefs	Mile High Stadium	75,822	51°	Elway	Montana
Sat., Dec. 18	13-3	W	Chicago Bears	Soldier Field	53,056	39°	Elway	Willis
Sat., Dec. 26	10-17	L	Tampa Bay Buccaneers	Mile High Stadium	73,434	57°	Elway	Erickson, C.
Sun., Jan. 2	30-33	L	Los Angeles Raiders (OT)	L.A. Coliseum	66,904	76°	Elway	Hostetler
(Bye Sept. 26 & Oct. 24)	373-284				1,112,157			

### 1993 AFC WILD CARD PLAYOFF GAME

Sun., Jan. 9	24-42	L	Los Angeles Raiders	L.A. Coliseum	65,314	73°	Elway	Hostetler
--------------	-------	---	---------------------	---------------	--------	-----	-------	-----------

## 1994

**HEAD COACH:** Wade Phillips

### PRESEASON (2-3)

Day/Date	Score	W/L	Opponent	Location	Attend.	Temp.	Den. QB	Opp. QB
Sun., July 31*	22-25	L	Los Angeles Raiders	Olympic Stadium	37,406	84°	Elway	Hostetler
				(Barcelona, Spain; American Bowl; Sun. 7 p.m. in Barcelona/Sun. 11 a.m. in Denver)				
Sat., Aug. 6*	37-16	W	Atlanta Falcons	Mile High Stadium	72,231	92°	Elway	George
Fri., Aug. 12*	3-20	L	San Francisco 49ers	Candlestick Park	52,429	75°	Elway	Young
Sun., Aug. 21*	10-34	L	Dallas Cowboys	Texas Stadium	63,923	84°	Elway	Aikman
Thu., Aug. 25*	30-21	W	Arizona Cardinals	Mile High Stadium	70,075	84°	Millen	Beuerlein
	102-116				258,695			

### REGULAR SEASON (7-9 overall / 4th AFC West (4-4 Div.) / 4-4 home / 3-5 away)

Day/Date	Score	W/L	Opponent	Location	Attend.	Temp.	Den. QB	Opp. QB
Sun., Sept. 4*	34-37	L	San Diego Chargers	Mile High Stadium	74,032	87°	Elway	Humphries
Sun., Sept. 11	22-25	L	New York Jets (OT)	Giants Stadium	73,436	69°	Elway	Esiason
Sun., Sept. 18	16-48	L	Los Angeles Raiders	Mile High Stadium	75,764	83°	Elway	Hostetler
Mon., Sept. 26*	20-27	L	Buffalo Bills	Rich Stadium	75,373	62°	Elway	Kelly
Sun., Oct. 9	16-9	W	Husky Stadium	Husky Stadium	63,872	64°	Elway	Mirer
Mon., Oct. 17	28-31	L	Kansas City Chiefs	Mile High Stadium	75,151	42°	Elway	Montana
Sun., Oct. 23	20-15	W	San Diego Chargers	Jack Murphy Stadium	61,626	69°	Elway	Humphries
Sun., Oct. 30	26-14	W	Cleveland Browns	Mile High Stadium	73,190	40°	Elway	Testaverde
Sun., Nov. 6	21-27	L	Los Angeles Rams	Anaheim Stadium	48,103	74°	Elway	Chandler
Sun., Nov. 13	17-10	W	Seattle Seahawks	Mile High Stadium	71,290	52°	Elway	Mirer
Sun., Nov. 20	32-28	W	Atlanta Falcons	Mile High Stadium	70,594	48°	Elway	George
Sun., Nov. 27	15-13	W	Cincinnati Bengals	Mile High Stadium	69,714	30°	Elway	Blake
Sun., Dec. 4	20-17	W	Kansas City Chiefs (OT)	Arrowhead Stadium	77,631	67°	Elway	Bono
Sun., Dec. 11	13-23	L	Los Angeles Raiders	L.A. Coliseum	60,016	65°	Millen	Hostetler
Sat., Dec. 17	19-42	L	San Francisco 49ers	Candlestick Park	64,884	49°	Elway	Young
Sat., Dec. 24	28-30	L	New Orleans Saints	Mile High Stadium	64,445	59°	Millen	Everett
(Bye Oct. 2)	347-386				1,099,121			

## 1995

**HEAD COACH:** Mike Shanahan

### PRESEASON (3-2)

Day/Date	Score	W/L	Opponent	Location	Attend.	Temp.	Den. QB	Opp. QB
Sat., July 29*	9-7	W	San Francisco 49ers	Mile High Stadium	71,182	89°	Elway	Young
Sun., Aug. 6	24-10	W	San Francisco 49ers	Tokyo Dome	48,526	Ind.	Elway	Young
				(Tokyo, Japan; American Bowl; Sunday a.m. in Tokyo/Sat. p.m. in Denver)				
Sat., Aug. 12*	10-19	L	Carolina Panthers	Clemson Stadium	57,017	93°	Elway	Reich
Mon., Aug. 21*	20-17	W	Dallas Cowboys	Mile High Stadium	72,451	82°	Elway	Aikman
Fri., Aug. 25*	17-23	L	Jacksonville Jaguars	Jacksonville Municipal Stadium	66,023	82°	Millen	Beuerlein
	80-76				315,199			

### REGULAR SEASON (8-8 overall / 4th AFC West (3-5 Div.) / 6-2 home / 2-6 away)

Day/Date	Score	W/L	Opponent	Location	Attend.	Temp.	Den. QB	Opp. QB
Sun., Sept. 3*	22-7	W	Buffalo Bills	Mile High Stadium	75,157	91°	Elway	Kelly
Sun., Sept. 10	21-31	L	Dallas Cowboys	Texas Stadium	64,578	84°	Elway	Aikman
Sun., Sept. 17	38-31	W	Washington Redskins	Mile High Stadium	71,930	80°	Elway	Frerrotte
Sun., Sept. 24	6-17	L	San Diego Chargers	Jack Murphy Stadium	58,987	76°	Elway	Humphries
Sun., Oct. 1	10-27	L	Seattle Seahawks	Kingdome	49,914	Ind.	Elway	Mirer
Sun., Oct. 8*	37-3	W	New England Patriots	Foxboro Stadium	60,074	66°	Elway	Bledsoe
Mon., Oct. 16*	27-0	W	Oakland Raiders	Mile High Stadium	75,491	66°	Elway	Hostetler
Sun., Oct. 22	7-21	L	Kansas City Chiefs	Mile High Stadium	71,044	34°	Elway	Bono
Sun., Nov. 5	38-6	W	Arizona Cardinals	Mile High Stadium	71,488	65°	Elway	Krieg
Sun., Nov. 12*	13-31	L	Philadelphia Eagles	Veterans Stadium	60,842	34°	Elway	Peete
Sun., Nov. 19	30-27	W	San Diego Chargers	Mile High Stadium	74,681	55°	Elway	Humphries
Sun., Nov. 26	33-42	L	Houston Oilers	Astrodome	36,113	Ind.	Elway	Chandler
Sun., Dec. 3	31-23	W	Jacksonville Jaguars	Mile High Stadium	72,231	51°	Elway	Beuerlein
Sun., Dec. 10	27-31	L	Seattle Seahawks	Mile High Stadium	71,488	56°	Elway	Mirer
Sun., Dec. 17	17-20	L	Kansas City Chiefs	Arrowhead Stadium	75,061	37°	Elway	Bono
Sun., Dec. 24	31-28	W	Oakland Raiders	Oakland-Alameda County Coliseum	50,074	57°	Elway	Hobert
(Bye Oct. 29)	388-345				1,039,153			

## BRONCOS IN THE AMERICAN BOWL

The Broncos have participated in the American Bowl seven times in their history and own a 3-4 record in those preseason contests. Denver played in the American Bowl in 1987 (London, England), 1990 (Tokyo, Japan), 1992 (Berlin, Germany), 1994 (Barcelona, Spain), 1995 (Tokyo, Japan), 1997 (Mexico City, Mexico) and 1999 (Sydney, Australia).

1996

HEAD COACH: Mike Shanahan

PRESEASON (3-1)

Sat., Aug. 3	20-17	W	San Francisco 49ers	3Com Park	48,577	65°	Elway	Young
Sat., Aug. 10*	40-28	W	Carolina Panthers	Mile High Stadium	70,649	87°	Elway	Collins, K.
Sat., Aug. 17*	20-3	W	Dallas Cowboys	Texas Stadium	56,115	78°	Elway	Aikman
Fri., Aug. 23*	24-31	L	Jacksonville Jaguars	Mile High Stadium	57,665	64°	Elway	Brunell
	104-79				233,006			

REGULAR SEASON (13-3 overall / 1st AFC West (6-2 Div.) / 8-0 home / 5-3 away)

Day/Date	Score	W/L	Opponent	Location	Attend.	Temp.	Den. QB	Opp. QB
Sun., Sept. 1	31-6	W	New York Jets	Mile High Stadium	70,595	90°	Elway	O'Donnell
Sun., Sept. 8*	30-20	W	Seattle Seahawks	Kingdome	43,671	Ind.	Elway	Mirer
Sun., Sept. 15*	27-23	W	Tampa Bay Buccaneers	Mile High Stadium	71,535	70°	Elway	Dilfer
Sun., Sept. 22	14-17	L	Kansas City Chiefs	Arrowhead Stadium	79,439	75°	Elway	Bono
Sun., Sept. 29	14-10	W	Cincinnati Bengals	Cinergy Field	51,798	70°	Elway	Blake
Sun., Oct. 6	28-17	W	San Diego Chargers	Mile High Stadium	75,058	68°	Elway	Humphries
Sun., Oct. 20	45-34	W	Baltimore Ravens	Mile High Stadium	70,453	36°	Elway	Testaverde
Sun., Oct. 27	34-7	W	Kansas City Chiefs	Mile High Stadium	75,652	44°	Elway	Bono
Mon., Nov. 4*	22-21	W	Oakland Raiders	Oakland-Alameda County Coliseum	61,179	63°	Elway	Hostetler
Sun., Nov. 10	17-12	W	Chicago Bears	Mile High Stadium	75,555	66°	Elway	Krieg
Sun., Nov. 17	34-8	W	New England Patriots	Foxboro Stadium	59,452	55°	Elway	Bledsoe
Sun., Nov. 24	21-17	W	Minnesota Vikings	Hubert H. Humphrey Metrodome	59,142	Ind.	Elway	Johnston, B.
Sun., Dec. 1	34-7	W	Seattle Seahawks	Mile High Stadium	74,982	50°	Elway	Mirer
Sun., Dec. 8	6-41	L	Green Bay Packers	Lambeau Field	60,712	31°	Musgrave	Favre
Sun., Dec. 15	24-19	W	Oakland Raiders	Mile High Stadium	75,466	40°	Elway	Hostetler
Sun., Dec. 22*	10-16	L	San Diego Chargers	Jack Murphy Stadium	46,801	56°	Elway	Humphries
(Bye Oct. 13)	391-275				1,051,490			

1996 AFC DIVISIONAL PLAYOFF GAME

Sat., Jan. 4	27-30	L	Jacksonville Jaguars	Mile High Stadium	75,678	46°	Elway	Brunell
--------------	-------	---	----------------------	-------------------	--------	-----	-------	---------

1997

HEAD COACH: Mike Shanahan

PRESEASON (3-2)

Day/Date	Score	W/L	Opponent	Location	Attend.	Temp.	Den. QB	Opp. QB
Sat., Jul. 26*	31-10	W	Buffalo Bills	Mile High Stadium	69,739	81°	Elway	Collins, T.
Mon., Aug. 4*	19-38	L	Miami Dolphins	Estadio Guillermo Canedo (Mexico City, American Bowl)	104,629	70°	Elway	Marino
Sat., Aug. 9*	23-13	W	Carolina Panthers	Ericsson Stadium	68,296	78°	Lewis	Collins, K.
Sun., Aug. 17	21-31	L	New England Patriots	Foxboro Stadium	55,354	88°	Lewis	Bledsoe
Sat., Aug. 23*	31-17	W	San Francisco 49ers	Mile High Stadium	69,874	89°	Elway	Young
	125-109				367,892			

REGULAR SEASON (12-4 overall / 2nd AFC West (6-2 Div.) / 8-0 home / 4-4 away)

Day/Date	Score	W/L	Opponent	Location	Attend.	Temp.	Den. QB	Opp. QB
Sun., Aug. 31	19-3	W	Kansas City Chiefs	Mile High Stadium	75,600	82°	Elway	Grbac
Sun., Sept. 7	35-14	W	Seattle Seahawks	Kingdome	55,859	Ind.	Elway	Moon
Sun., Sept. 14	35-14	W	St. Louis Rams	Mile High Stadium	74,338	82°	Elway	Banks
Sun., Sept. 21	38-20	W	Cincinnati Bengals	Mile High Stadium	73,871	54°	Elway	Blake
Sun., Sept. 28	29-21	W	Atlanta Falcons	Georgia Dome	48,211	Ind.	Elway	Chandler
Mon., Oct. 6*	34-13	W	New England Patriots	Mile High Stadium	75,821	55°	Elway	Bledsoe
Sun., Oct. 19	25-28	L	Oakland Raiders	Oakland-Alameda County Coliseum	57,006	64°	Elway	George
Sun., Oct. 26	23-20	W	Buffalo Bills (OT)	Rich Stadium	78,458	43°	Elway	Collins, T.
Sun., Nov. 2	30-27	W	Seattle Seahawks	Mile High Stadium	74,212	46°	Elway	Moon
Sun., Nov. 9	34-0	W	Carolina Panthers	Mile High Stadium	71,408	28°	Elway	Collins, K.
Sun., Nov. 16	22-24	L	Kansas City Chiefs	Arrowhead Stadium	77,963	31°	Elway	Gannon
Mon., Nov. 24*	31-3	W	Oakland Raiders	Mile High Stadium	75,307	38°	Elway	George
Sun., Nov. 30*	38-28	W	San Diego Chargers	Qualcomm Stadium	54,245	56°	Elway	Whelihan
Sun., Dec. 7	24-35	L	Pittsburgh Steelers	Three Rivers Stadium	59,739	33°	Elway	Stewart
Mon., Dec. 15*	17-34	L	San Francisco 49ers	3Com Park	68,461	50°	Elway	Young
Sun., Dec. 21	38-3	W	San Diego Chargers	Mile High Stadium	69,632	33°	Elway	Whelihan
(Bye Oct. 12)	472-287				1,090,131			

1997 AFC WILD CARD PLAYOFF GAME

Sat., Dec. 27	42-17	W	Jacksonville Jaguars	Mile High Stadium	74,481	44°	Elway	Brunell
---------------	-------	---	----------------------	-------------------	--------	-----	-------	---------

1997 AFC DIVISIONAL PLAYOFF GAME

Sun., Jan. 4	14-10	W	Kansas City Chiefs	Arrowhead Stadium	76,965	32°	Elway	Grbac
--------------	-------	---	--------------------	-------------------	--------	-----	-------	-------

1997 AFC CHAMPIONSHIP GAME

Sun., Jan. 11	24-21	W	Pittsburgh Steelers	Three Rivers Stadium	61,382	38°	Elway	Stewart
---------------	-------	---	---------------------	----------------------	--------	-----	-------	---------

SUPER BOWL XXXII

Sun., Jan. 25	31-24	W	Green Bay Packers	Qualcomm Stadium, San Diego	68,912	67°	Elway	Favre
---------------	-------	---	-------------------	-----------------------------	--------	-----	-------	-------

1998

HEAD COACH: Mike Shanahan

PRESEASON (3-1)

Day/Date	Score	W/L	Opponent	Location	Attend.	Temp.	Den. QB	Opp. QB
Sat., Aug. 8*	20-13	W	St. Louis Rams	Trans World Dome	53,842	Ind.	Brister	Banks
Fri., Aug. 14*	17-10	W	New Orleans Saints	Mile High Stadium	70,937	82°	Elway	Hobert
Mon., Aug. 24*	34-31	W	Green Bay Packers	Mile High Stadium	73,183	73°	Elway	Favre
Sat., Aug. 29	13-16	L	Tennessee Oilers	Vanderbilt Stadium	33,194	89°	Elway	McNair
	84-70				231,156			

REGULAR SEASON (14-2 overall / 1st AFC West (8-0 Div.) / 8-0 home / 6-2 away)

Day/Date	Score	W/L	Opponent	Location	Attend.	Temp.	Den. QB	Opp. QB
Mon., Sept. 7*	27-21	W	New England Patriots	Mile High Stadium	74,745	84°	Elway	Bledsoe
Sun., Sept. 13	42-23	W	Dallas Cowboys	Mile High Stadium	75,013	76°	Elway	Aikman
Sun., Sept. 20	34-17	W	Oakland Raiders	Oakland-Alameda County Coliseum	56,578	65°	Elway	George
Sun., Sept. 27	38-16	W	Washington Redskins	Jack Kent Cooke Stadium	71,880	90°	Brister	Green
Sun., Oct. 4	41-16	W	Philadelphia Eagles	Mile High Stadium	73,218	57°	Brister	Hoying

Sun., Oct. 11	21-16	W	Seattle Seahawks	Kingdome	66,258	Ind.	Elway	Moon
Sun., Oct. 25	37-24	W	Jacksonville Jaguars	Mile High Stadium	75,217	63°	Elway	Brunell
Sun., Nov. 1	33-26	W	Cincinnati Bengals	Cinergy Field	59,974	60°	Elway	O'Donnell
Sun., Nov. 8	27-10	W	San Diego Chargers	Mile High Stadium	74,925	37°	Brister	Leaf
Mon., Nov. 16*	30-7	W	Kansas City Chiefs	Arrowhead Stadium	78,100	54°	Brister	Gannon
Sun., Nov. 22	40-14	W	Oakland Raiders	Mile High Stadium	75,325	73°	Elway	Hollas
Sun., Nov. 29*	31-16	W	San Diego Chargers	Qualcomm Stadium	66,532	63°	Elway	Whelihan
Sun., Dec. 6	35-31	W	Kansas City Chiefs	Mile High Stadium	74,962	35°	Elway	Gannon
Sun., Dec. 13	16-20	L	New York Giants	Giants Stadium	72,336	41°	Elway	Graham
Mon., Dec. 21*	21-31	L	Miami Dolphins	Pro Player Stadium	74,363	76°	Elway	Marino
Sun., Dec. 27	28-21	W	Seattle Seahawks	Mile High Stadium	74,057	46°	Elway	Kitna
(Bye Oct. 18)	501-309				1,143,213			

1998 AFC DIVISIONAL PLAYOFF GAME

Sat., Jan. 9	38-3	W	Miami Dolphins	Mile High Stadium	75,729	49°	Elway	Marino
--------------	------	---	----------------	-------------------	--------	-----	-------	--------

1998 AFC CHAMPIONSHIP GAME

Sun., Jan. 17	23-10	W	New York Jets	Mile High Stadium	75,482	41°	Elway	Testaverde
---------------	-------	---	---------------	-------------------	--------	-----	-------	------------

SUPER BOWL XXXIII

Sun., Jan. 31*	34-19	W	Atlanta Falcons	Pro Player Stadium, Miami	74,803	73°	Elway	Chandler
----------------	-------	---	-----------------	---------------------------	--------	-----	-------	----------

1999

HEAD COACH: Mike Shanahan

PRESEASON (3-2)

Day/Date	Score	W/L	Opponent	Location	Attend.	Temp.	Den. QB	Opp. QB
Sun., Aug. 8	20-17	W	San Diego Chargers	Stadium Australia (Sydney, Australia; American Bowl, Sunday a.m. in Sydney/Sat. p.m. in Denver)	73,811	60°	Brister	Harbaugh
Sat., Aug. 14*	38-7	W	Arizona Cardinals	Mile High Stadium	67,941	80°	Brister	Plummer
Mon., Aug. 23*	12-27	L	Green Bay Packers	Camp Randall Stad., Madison, Wis.	78,184	66°	Brister	Favre
Sun., Aug. 29*	12-22	L	Dallas Cowboys	Texas Stadium	61,893	98°	Brister	Aikman
Fri., Sept. 3*	34-3	W	San Francisco 49ers	Mile High Stadium	68,421	67°	Griese	Garcia
	116-76				350,250			

REGULAR SEASON (6-10 overall / 5th AFC West (4-4 Div.) / 3-5 home / 3-5 away)

Day/Date	Score	W/L	Opponent	Location	Attend.	Temp.	Den. QB	Opp. QB
Mon., Sept. 13*	21-38	L	Miami Dolphins	Mile High Stadium	75,623	60°	Griese	Marino
Sun., Sept. 19	10-26	L	Kansas City Chiefs	Arrowhead Stadium	78,683	69°	Griese	Grbac
Sun., Sept. 26	10-13	L	Tampa Bay Buccaneers	Raymond James Stadium	65,297	82°	Griese	Dilfer
Sun., Oct. 3	13-21	L	New York Jets	Mile High Stadium	74,181	54°	Griese	Mirer
Sun., Oct. 10	16-13	W	Oakland Raiders	Network Associates Coliseum	55,704	79°	Griese	Gannon
Sun., Oct. 17	31-10	W	Green Bay Packers	Mile High Stadium	73,352	50°	Griese	Favre
Sun., Oct. 24	23-24	L	New England Patriots	Foxboro Stadium	60,011	53°	Griese	Bledsoe
Sun., Oct. 31	20-23	L	Minnesota Vikings	Mile High Stadium	75,021	75°	Griese	George
Sun., Nov. 7	33-17	W	San Diego Chargers	Qualcomm Stadium	61,204	69°	Miller	Harbaugh
Sun., Nov. 14*	17-20	L	Seattle Seahawks	Kingdome	66,314	Ind.	Miller	Kitna
Mon., Nov. 22*	27-21	W	Oakland Raiders (OT)	Mile High Stadium	70,012	26°	Miller	Gannon
Sun., Dec. 5	10-16	L	Kansas City Chiefs	Mile High Stadium	73,855	45°	Griese	Grbac
Mon., Dec. 13*	24-27	L	Jacksonville Jaguars	ALLTEL Stadium	71,357	68°	Griese	Brunell
Sun., Dec. 19	36-30*	W	Seattle Seahawks	Mile High Stadium	65,987	27°	Griese	Kitna
Sat., Dec. 25	17-7	W	Detroit Lions	Silverdome	73,158	Ind.	Griese	Batch
Sun., Jan. 2	6-12	L	San Diego Chargers	Mile High Stadium	69,278	41°	Griese	Harbaugh
(Bye Nov. 28)	314-318				1,109,037			

2000

HEAD COACH: Mike Shanahan

PRESEASON (4-0)

Day/Date	Score	W/L	Opponent	Location	Attend.	Temp.	Den. QB	Opp. QB
Sat., Aug. 5*	31-17	W	Arizona Cardinals	Sun Devil Stadium	37,781	101°	Griese	Plummer
Sun., Aug. 13	26-20	W	Green Bay Packers	Mile High Stadium	75,367	89°	Griese	Hasselbeck, M.
Sat., Aug. 19*	36-23	W	Dallas Cowboys	Mile High Stadium	76,632	85°	Griese	Aikman
Fri., Aug. 25*	28-24	W	San Francisco 49ers	3COM Park	65,016	70°	Griese	Garcia
	121-84				254,796			

REGULAR SEASON (11-5 overall / 2nd AFC West (6-2 Div.) / 6-2 home / 5-3 away)

REGULAR SEASON (11-5 overall / 2nd AFC West (6-2 Div.) / 6-2 home / 5-3 away)								
Day/Date	Score	W/L	Opponent	Location	Attend.	Temp.	Den. QB	Opp. QB
Mon., Sept. 4 *	36-41	L	St. Louis Rams	Trans World Dome	65,956	Ind.	Griese	Warner
Sun., Sept. 10	42-14	W	Atlanta Falcons	Mile High Stadium	75,466	84°	Griese	Chandler
Sun., Sept. 17	33-24	W	Oakland Raiders	Network Associates Coliseum	62,078	79°	Griese	Gannon
Sun., Sept. 24	22-23	L	Kansas City Chiefs	Mile High Stadium	74,596	36°	Ferrotte	Grbac
Sun., Oct. 1	19-28	L	New England Patriots	Mile High Stadium	75,684	80°	Griese	Bledsoe
Sun., Oct. 8	21-7	W	San Diego Chargers	Qualcomm Stadium	56,079	68°	Griese	Harbaugh
Sun., Oct. 15	44-10	W	Cleveland Browns	Mile High Stadium	75,811	59°	Griese	Couch
Sun., Oct. 22	21-31	L	Cincinnati Bengals	Paul Brown Stadium	61,603	73°	Griese	Smith
Sun., Nov. 5	30-23	W	New York Jets	Giants Stadium	78,305	51°	Griese	Testaverde
Mon., Nov. 13 *	27-24	W	Oakland Raiders	Mile High Stadium	75,951	20°	Griese	Gannon
Sun., Nov. 19	38-37	W	San Diego Chargers	Mile High Stadium	75,218	39°	Ferrotte	Leaf
Sun., Nov. 26	38-31	W	Seattle Seahawks	Husky Stadium	68,661	48°	Ferrotte	Huard, B.
Sun., Dec. 3	38-23	W	New Orleans Saints	Louisiana Superdome	64,900	Ind.	Ferrotte	Brooks
Sun., Dec. 10	31-24	W	Seattle Seahawks	Mile High Stadium	75,218	22°	Ferrotte	Kitna
Sun., Dec. 17	7-20	L	Kansas City Chiefs	Arrowhead Stadium	78,406	9°	Ferrotte	Grbac
Sat., Dec. 23	38-9	W	San Francisco 49ers	Mile High Stadium	76,098	45°	Griese	Garcia
(Bye Oct. 29)	485-369				1,140,030			



## 2001

HEAD COACH: Mike Shanahan

### PRESEASON (3-1)

Day/Date	Score	W/L	Opponent	Location	Attend.	Temp.	Den. QB	Opp. QB
Sat., Aug. 11*	20-6	W	Dallas Cowboys	Texas Stadium	46,883	86°	Griese	Banks
Mon., Aug. 20*	7-22	L	Green Bay Packers	Lambeau Field	59,177	77°	Griese	Favre
Sat., Aug. 25*	31-24	W	New Orleans Saints	INVECO Field at Mile High	74,063	81°	Griese	Brooks
Fri., Aug. 31*	35-7	W	San Francisco 49ers	INVECO Field at Mile High	73,855	72°	Frerotte	Rattay
	93-59				253,928			

### REGULAR SEASON (8-8 overall / 3rd AFC West (4-4 Div.) / 6-2 home / 2-6 away)

Day/Date	Score	W/L	Opponent	Location	Attend.	Temp.	Den. QB	Opp. QB
Mon., Sept. 10*	31-20	W	New York Giants	INVECO Field at Mile High	75,735	75°	Griese	Collins
Sun., Sept. 16			**Postponed until Jan. 6 due to terrorist attacks on U.S.**					
Sun., Sept. 23*	38-17	W	Arizona Cardinals	Sun Devil Stadium	50,913	103°	Griese	Plummer
Sun., Sept. 30	13-20	L	Baltimore Ravens	INVECO Field at Mile High	75,082	71°	Griese	Grbac
Sun., Oct. 7	20-6	W	Kansas City Chiefs	INVECO Field at Mile High	75,037	74°	Griese	Green
Sun., Oct. 14	21-34	L	Seattle Seahawks	Husky Stadium	61,837	54°	Griese	Dilfer
Sun., Oct. 21	10-27	L	San Diego Chargers	Qualcomm Stadium	67,521	66°	Griese	Flutie
Sun., Oct. 28	31-20	W	New England Patriots	INVECO Field at Mile High	74,750	72°	Griese	Brady
Mon., Nov. 5*	28-38	L	Oakland Raiders	Network Associates Coliseum	62,637	62°	Griese	Gannon
Sun., Nov. 11	26-16	W	San Diego Chargers	INVECO Field at Mile High	74,951	62°	Griese	Flutie
Sun., Nov. 18	10-17	L	Washington Redskins	INVECO Field at Mile High	74,622	44°	Griese	Banks
Thu., Nov. 22	26-24	W	Dallas Cowboys	Texas Stadium	64,104	72°	Griese	Leaf
Sun., Dec. 2	10-21	L	Miami Dolphins	Pro Player Stadium	73,938	76°	Griese	Fiedler
Sun., Dec. 9*	20-7	W	Seattle Seahawks	INVECO Field at Mile High	74,524	38°	Griese	Hasselbeck, M.
Sun., Dec. 16	23-26	L	Kansas City Chiefs (OT)	Arrowhead Stadium	77,778	49°	Frerotte	Green
Sun., Dec. 30	23-17	W	Oakland Raiders	INVECO Field at Mile High	75,582	24°	Griese	Gannon
Sun., Jan. 6	10-29	L	Indianapolis Colts	RCA Dome	56,192	Ind.	Griese	Manning, P.
(Bye Dec. 23)	340-339				1,115,203			

## 2002

HEAD COACH: Mike Shanahan

### PRESEASON (3-1)

Day/Date	Score	W/L	Opponent	Location	Attend.	Temp.	Den. QB	Opp. QB
Sat., Aug. 10*	27-3	W	Chicago Bears	Memorial Stadium, Champaign, Ill.	52,168	85°	Griese	Miller
Mon., Aug. 19*	7-12	L	San Francisco 49ers	INVECO Field at Mile High	73,071	85°	Griese	Garcia
Sat., Aug. 24*	19-13	W	Arizona Cardinals	Sun Devil Stadium	26,736	105°	Griese	Plummer
Thu., Aug. 29*	31-0	W	Seattle Seahawks	INVECO Field at Mile High	71,755	65°	Jackson	Hasselbeck, M.
	84-28				223,730			

### REGULAR SEASON (9-7 overall / 2nd AFC West (3-3 Div.) / 5-3 home / 4-4 away)

Day/Date	Score	W/L	Opponent	Location	Attend.	Temp.	Den. QB	Opp. QB
Sun., Sept. 8	23-16	W	St. Louis Rams	INVECO Field at Mile High	75,710	83°	Griese	Warner
Sun., Sept. 15	24-14	W	San Francisco 49ers	3COM Park	67,685	67°	Griese	Garcia
Sun., Sept. 22	28-23	W	Buffalo Bills	INVECO Field at Mile High	75,359	59°	Griese	Bledsoe
Mon., Sept. 30*	23-34	L	Baltimore Ravens	Ravens Stadium	69,538	71°	Griese	Redman
Sun., Oct. 6	26-9	W	San Diego Chargers	INVECO Field at Mile High	75,065	57°	Griese	Brees
Sun., Oct. 13*	22-24	L	Miami Dolphins	INVECO Field at Mile High	75,941	58°	Griese	Fiedler
Sun., Oct. 20	37-34	W	Kansas City Chiefs (OT)	Arrowhead Stadium	78,446	51°	Griese	Green
Sun., Oct. 27	24-16	W	New England Patriots	Gillette Stadium	68,436	60°	Griese	Brady
Mon., Nov. 11*	10-34	L	Oakland Raiders	INVECO Field at Mile High	76,643	32°	Griese	Gannon
Sun., Nov. 17	31-9	W	Seattle Seahawks	Seahawks Stadium	65,495	55°	Griese	Hasselbeck, M.
Sun., Nov. 24*	20-23	L	Indianapolis Colts (OT)	INVECO Field at Mile High	75,075	25°	Beuerlein	Manning, P.
Sun., Dec. 1	27-30	L	San Diego Chargers (OT)	Qualcomm Stadium	66,357	64°	Beuerlein	Brees
Sun., Dec. 8	13-19	L	New York Jets	Giants Stadium	78,521	42°	Griese	Pennington
Sun., Dec. 15	31-24	W	Kansas City Chiefs	INVECO Field at Mile High	75,947	54°	Griese	Green
Sun., Dec. 22	16-28	L	Oakland Raiders	Network Associates Coliseum	62,592	56°	Griese	Gannon
Sun., Dec. 29	37-7	W	Arizona Cardinals	INVECO Field at Mile High	75,164	57°	Beuerlein	Plummer
(Bye Nov. 2)	392-344				1,161,974			

## 2003

HEAD COACH: Mike Shanahan

### PRESEASON (3-1)

Day/Date	Score	W/L	Opponent	Location	Attend.	Temp.	Den. QB	Opp. QB
Sat., Aug. 9*	20-12	W	Houston Texans	Reliant Stadium	70,021	Ind.	Plummer	Carr
Sat., Aug. 16*	15-10	W	Chicago Bears	Memorial Stadium, Champaign, Ill.	52,861	85°	Plummer	Stewart
Mon., Aug. 25*	23-28	L	Indianapolis Colts	INVECO Field at Mile High	72,510	82°	Plummer	Manning, P.
Fri., Aug. 29*	20-3	W	Seattle Seahawks	INVECO Field at Mile High	73,038	70°	Jackson	Hasselbeck, M.
	78-53				268,430			

### REGULAR SEASON (10-6 overall / 2nd AFC West (5-1 Div.) / 6-2 home / 4-4 away)

Day/Date	Score	W/L	Opponent	Location	Attend.	Temp.	Den. QB	Opp. QB
Sun., Sept. 7	30-10	W	Cincinnati Bengals	Paul Brown Stadium	63,820	72°	Plummer	Kitna
Sun., Sept. 14	37-13	W	San Diego Chargers	Qualcomm Stadium	65,445	73°	Plummer	Brees
Mon., Sept. 22*	31-10	W	Oakland Raiders	INVECO Field at Mile High	76,753	72°	Plummer	Gannon
Sun., Sept. 28	20-16	W	Detroit Lions	INVECO Field at Mile High	75,719	66°	Plummer	Harrington
Sun., Oct. 5	23-24	L	Kansas City Chiefs	Arrowhead Stadium	78,903	69°	Plummer	Green
Sun., Oct. 12	17-14	W	Pittsburgh Steelers	INVECO Field at Mile High	75,974	73°	Beuerlein	Maddox
Sun., Oct. 19	20-28	L	Minnesota Vikings	Hubert H. Humphrey Metrodome	64,381	Ind.	Beuerlein	Cuypepper
Sun., Oct. 26	6-26	L	Baltimore Ravens	M&T Bank Stadium	69,721	67°	Kanell	Boller

Mon., Nov. 3*	26-30	L	New England Patriots	INVECO Field at Mile High	76,203	35°	Kanell	Brady
Sun., Nov. 16	37-8	W	San Diego Chargers	INVECO Field at Mile High	75,217	52°	Plummer	Flutie
Sun., Nov. 23	10-19	L	Chicago Bears	INVECO Field at Mile High	75,540	18°	Plummer	Chandler
Sun., Nov. 30	22-8	W	Oakland Raiders	Network Associates Coliseum	57,201	55°	Plummer	Mirer
Sun., Dec. 7	45-27	W	Kansas City Chiefs	INVECO Field at Mile High	76,403	63°	Plummer	Green
Sun., Dec. 14	23-20	W	Cleveland Browns (OT)	INVECO Field at Mile High	75,358	52°	Plummer	Couch
Sun., Dec. 21*	31-17	W	Indianapolis Colts	RCA Dome	57,149	Ind.	Plummer	Manning, P.
Sun., Dec. 28	3-31	L	Green Bay Packers	Lambeau Field	70,299	45°	Jackson	Favre
(Bye Nov. 9)	381-301				1,134,086			

### 2003 AFC WILD CARD PLAYOFF GAME

Sun., Jan. 4	10-41	L	Indianapolis Colts	RCA Dome	56,586	Ind.	Plummer	Manning, P.
--------------	-------	---	--------------------	----------	--------	------	---------	-------------

## 2004

HEAD COACH: Mike Shanahan

### PRESEASON (2-3)

Day/Date	Score	W/L	Opponent	Location	Attend.	Temp.	Den. QB	Opp. QB
Mon., Aug. 9*	17-20	L	Washington Redskins	Fawcett Stadium (Canton, Ohio; Hall of Fame Game)	22,177	75°	Plummer	Brunell
Sun., Aug. 15*	6-16	L	Buffalo Bills	Ralph Wilson Stadium	49,645	70°	Plummer	Bledsoe
Sat., Aug. 21*	19-3	W	Seattle Seahawks	Qwest Field	47,641	66°	Plummer	Hasselbeck, M.
Fri., Aug. 27*	31-17	W	Houston Texans	INVECO Field at Mile High	71,256	54°	Plummer	Carr
Thu., Sept. 2*	21-33	L	Arizona Cardinals	INVECO Field at Mile High	71,986	79°	Kanell	McCown
	94-89				262,705			

### REGULAR SEASON (10-6 overall / 2nd AFC West (3-3 Div.) / 6-2 home / 4-4 away)

Day/Date	Score	W/L	Opponent	Location	Attend.	Temp.	Den. QB	Opp. QB
Sun., Sept. 12*	34-24	W	Kansas City Chiefs	INVECO Field at Mile High	75,939	82°	Plummer	Green
Sun., Sept. 19	6-7	L	Jacksonville Jaguars	ALLTEL Stadium	69,127	78°	Plummer	Leftwich
Sun., Sept. 26	23-13	W	San Diego Chargers	INVECO Field at Mile High	74,533	73°	Plummer	Brees
Sun., Oct. 3	16-13	W	Tampa Bay Buccaneers	Raymond James Stadium	65,341	86°	Plummer	Johnson
Sun., Oct. 10	20-17	W	Carolina Panthers	INVECO Field at Mile High	75,072	72°	Plummer	Delhomme
Sun., Oct. 17	31-3	W	Oakland Raiders	Network Associates Coliseum	57,293	67°	Plummer	Collins
Mon., Oct. 25*	10-23	L	Cincinnati Bengals	Paul Brown Stadium	65,806	61°	Plummer	Palmer
Sun., Oct. 31	28-41	L	Atlanta Falcons	INVECO Field at Mile High	75,083	54°	Plummer	Vick
Sun., Nov. 7	31-13	W	Houston Texans	INVECO Field at Mile High	74,292	69°	Plummer	Carr
Sun., Nov. 21	34-13	W	New Orleans Saints	Louisiana Superdome	64,900	Ind.	Plummer	Brooks
Sun., Nov. 28*	24-25	L	Oakland Raiders	INVECO Field at Mile High	75,936	18°	Plummer	Collins
Sun., Dec. 5	17-20	L	San Diego Chargers	Qualcomm Stadium	65,395	58°	Plummer	Brees
Sun., Dec. 12	20-17	W	Miami Dolphins	INVECO Field at Mile High	75,027	37°	Plummer	Feeley
Sun., Dec. 19	17-45	L	Kansas City Chiefs	Arrowhead Stadium	77,702	15°	Plummer	Green
Sat., Dec. 25*	37-16	W	Tennessee Titans	The Coliseum	68,809	29°	Plummer	Volek
Sun., Jan. 2	33-14	W	Indianapolis Colts	INVECO Field at Mile High	75,149	32°	Plummer	Manning, P.
(Bye Nov. 14)	381-304				1,135,404			

### 2004 AFC WILD CARD PLAYOFF GAME

Sun., Jan. 9	24-49	L	Indianapolis Colts	RCA Dome	56,609	Ind.	Plummer	Manning, P.
--------------	-------	---	--------------------	----------	--------	------	---------	-------------

## 2005

HEAD COACH: Mike Shanahan

### PRESEASON (4-0)

Day/Date	Score	W/L	Opponent	Location	Attend.	Temp.	Den. QB	Opp. QB
Sat., Aug. 13*	20-14	W	Houston Texans	Reliant Stadium	70,016	Ind.	Plummer	Carr
Sat., Aug. 20*	28-21	W	San Francisco 49ers	INVECO Field at Mile High	70,794	70°	Plummer	Smith
Sat., Aug. 27*	37-24	W	Indianapolis Colts	INVECO Field at Mile High	74,152	77°	Plummer	Manning, P.
Fr., Sept. 2*	30-21	W	Arizona Cardinals	Sun Devil Stadium	40,888	99°	Van Pelt	Warner
	113-80				255,850			

### REGULAR SEASON (13-3 overall / 1st AFC West (5-1 Div.) / 8-0 home / 5-3 away)

Day/Date	Score	W/L	Opponent	Location	Attend.	Temp.	Den. QB	Opp. QB
Sun., Sept. 11	10-34	L	Miami Dolphins	Dolphins Stadium	72,324	89°	Plummer	Frerotte
Sun., Sept. 18	20-17	W	San Diego Chargers	INVECO Field at Mile High	75,310	77°	Plummer	Brees
Mon., Sept. 26*	30-10	W	Kansas City Chiefs	INVECO Field at Mile High	76,381	72°	Plummer	Green
Sun., Oct. 2	20-7	W	Jacksonville Jaguars	Altel Stadium	66,045	82°	Plummer	Leftwich
Sun., Oct. 9	21-19	W	Washington Redskins	INVECO Field at Mile High	75,880	50°	Plummer	Brunell
Sun., Oct. 16	28-20	W	New England Patriots	INVECO Field at Mile High	76,571	75°	Plummer	Brady
Sun., Oct. 23	23-24	L	New York Giants	Giants Stadium	78,516	54°	Plummer	Manning, E.
Sun., Oct. 30	49-21	W	Philadelphia Eagles	INVECO Field at Mile High	76,530	52°	Plummer	McNabb
Sun., Nov. 13	31-17	W	Oakland Raiders	McAfee Coliseum	62,779	61°	Plummer	Collins
Sun., Nov. 20	27-0	W	New York Jets	INVECO Field at Mile High	76,255	61°	Plummer	Bollinger
Thu., Nov. 24	24-21	W	Dallas Cowboys (OT)	Texas Stadium	63,273	68°	Plummer	Bledsoe
Sun., Dec. 4	27-31	L	Kansas City Chiefs	Arrowhead Stadium	78,261	28°	Plummer	Green
Sun., Dec. 11	12-10	W	Baltimore Ravens	INVECO Field at Mile High	75,651	41°	Plummer	Boller
Sat., Dec. 17*	28-17	W	Buffalo Bills	Ralph Wilson Stadium	71,887	28°	Plummer	Holcomb
Sat., Dec. 24	22-3	W	Oakland Raiders	INVECO Field at Mile High	76,212	52°	Plummer	Collins
Sat., Dec. 31	23-7	W	San Diego Chargers	Qualcomm Stadium	65,513	61°	Plummer	Brees
(Bye Nov. 6)	395-258				1,167,388			

### 2005 AFC DIVISIONAL PLAYOFF GAME

Sat., Jan. 14	27-13	W	New England Patriots	INVECO Field at Mile High	76,238	54°	Plummer	Brady
---------------	-------	---	----------------------	---------------------------	--------	-----	---------	-------

### 2005 AFC CHAMPIONSHIP GAME

Sun., Jan. 22	17-34	L	Pittsburgh Steelers	INVECO Field at Mile High	76,775	34°	Plummer	Roethlisberger
---------------	-------	---	---------------------	---------------------------	--------	-----	---------	----------------

## 2006

HEAD COACH: Mike Shanahan

### PRESEASON (3-1)

Day/Date	Score	W/L	Opponent	Location	Attend.	Temp.	Den. QB	Opp. QB
Fri., Aug. 11*	13-20	L	Detroit Lions	Ford Field	56,915	Ind.	Plummer	Kitna
Sat., Aug. 19*	35-10	W	Tennessee Titans	INVESCO Field at Mile High	73,180	63°	Plummer	Volek
Sun., Aug. 27*	17-14	W	Houston Texans	INVESCO Field at Mile High	73,689	70°	Plummer	Carr
Thu., Aug. 31*	29-23	W	Arizona Cardinals	Cardinals Stadium	62,937	Ind.	Cutler	Warner
	94-67				266,721			

### REGULAR SEASON (9-7 overall / 3rd AFC West (3-3 Div.) / 4-4 home / 5-3 away)

Day/Date	Score	W/L	Opponent	Location	Attend.	Temp.	Den. QB	Opp. QB
Sun., Sept. 10	10-18	L	St. Louis Rams	Edward Jones Dome	65,577	Ind.	Plummer	Bulger
Sun., Sept. 17	9-6	W	Kansas City Chiefs (OT)	INVESCO Field at Mile High	76,786	61°	Plummer	Huard, D.
Sun., Sept. 24*	17-7	W	New England Patriots	Gillette Stadium	68,756	68°	Plummer	Brady
Mon., Oct. 9*	13-3	W	Baltimore Ravens	INVESCO Field at Mile High	76,355	39°	Plummer	McNair
Sun., Oct. 15*	13-3	W	Oakland Raiders	INVESCO Field at Mile High	76,691	64°	Plummer	Walter
Sun., Oct. 22	17-7	W	Cleveland Browns	Cleveland Browns Stadium	73,024	48°	Plummer	Frye
Sun., Oct. 29	31-34	L	Indianapolis Colts	INVESCO Field at Mile High	76,767	70°	Plummer	Manning, P.
Sun., Nov. 5	31-20	W	Pittsburgh Steelers	Heinz Field	64,661	53°	Plummer	Roethlisberger
Sun., Nov. 12	17-13	W	Oakland Raiders	McAfee Coliseum	62,094	56°	Plummer	Walter
Sun., Nov. 19*	27-35	L	San Diego Chargers	INVESCO Field at Mile High	76,723	34°	Plummer	Rivers
Thu., Nov. 23*	10-19	L	Kansas City Chiefs	Arrowhead Stadium	79,484	65°	Plummer	Green
Sun., Dec. 3*	20-23	L	Seattle Seahawks	INVESCO Field at Mile High	76,146	16°	Cutler	Hasselbeck, M.
Sun., Dec. 10	20-48	L	San Diego Chargers	Qualcomm Stadium	67,514	57°	Cutler	Rivers
Sun., Dec. 17	37-20	W	Arizona Cardinals	Cardinals Stadium	63,845	60°	Cutler	Leinart
Sun., Dec. 24	24-23	W	Cincinnati Bengals	INVESCO Field at Mile High	75,759	32°	Cutler	Palmer
Sun., Dec. 31	23-26	L	San Francisco 49ers (OT)	INVESCO Field at Mile High	75,555	32°	Cutler	Smith
(Bye Oct. 1)	319-305				1,155,737			

## 2007

HEAD COACH: Mike Shanahan

### PRESEASON (2-2)

Day/Date	Score	W/L	Opponent	Location	Attend.	Temp.	Den. QB	Opp. QB
Mon., Aug. 13*	17-13	W	San Francisco 49ers	Monster Park	66,764	66°	Cutler	Smith
Sat., Aug. 18*	20-31	L	Dallas Cowboys	Texas Stadium	61,034	91°	Cutler	Romo
Sat., Aug. 25*	16-17	L	Cleveland Browns	INVESCO Field at Mile High	75,361	84°	Cutler	Frye
Thu., Aug. 30*	21-3	W	Arizona Cardinals	INVESCO Field at Mile High	73,282	82°	Hackney	Leinart
	74-64				276,441			

### REGULAR SEASON (7-9 overall / 2nd AFC West (3-3 Div.) / 5-3 home / 2-6 away)

Day/Date	Score	W/L	Opponent	Location	Attend.	Temp.	Den. QB	Opp. QB
Sun., Sept. 9	15-14	W	Buffalo Bills	Ralph Wilson Stadium	71,132	70°	Cutler	Losman
Sun., Sept. 16	23-20	W	Oakland Raiders (OT)	INVESCO Field at Mile High	76,784	87°	Cutler	McCown
Sun., Sept. 23	14-23	L	Jacksonville Jaguars	INVESCO Field at Mile High	76,463	75°	Cutler	Garrard
Sun., Sept. 30	20-38	L	Indianapolis Colts	RCA Dome	57,274	Ind.	Cutler	Manning, P.
Sun., Oct. 7	3-41	L	San Diego Chargers	INVESCO Field at Mile High	76,879	54°	Cutler	Rivers
Sun., Oct. 21*	31-28	W	Pittsburgh Steelers	INVESCO Field at Mile High	77,038	37°	Cutler	Roethlisberger
Mon., Oct. 29*	13-19	L	Green Bay Packers (OT)	INVESCO Field at Mile High	77,160	67°	Cutler	Favre
Sun., Nov. 4	7-44	L	Detroit Lions	Ford Field	60,783	Ind.	Cutler	Kitna
Sun., Nov. 11	27-11	W	Kansas City Chiefs	Arrowhead Stadium	77,368	69°	Cutler	Huard
Mon., Nov. 19*	34-20	W	Tennessee Titans	INVESCO Field at Mile High	76,590	63°	Cutler	Young
Sun., Nov. 25	34-37	L	Chicago Bears (OT)	Soldier Field	62,148	39°	Cutler	Grossman
Sun., Dec. 2	20-34	L	Oakland Raiders	McAfee Coliseum	61,990	60°	Cutler	McCown
Sun., Dec. 9	41-7	W	Kansas City Chiefs	INVESCO Field at Mile High	75,895	21°	Cutler	Croyle
Thu., Dec. 13*	13-31	L	Houston Texans	Reliant Stadium	70,747	59°	Cutler	Rosenfels
Mon., Dec. 24*	3-23	L	San Diego Chargers	Qualcomm Stadium	65,477	62°	Cutler	Rivers
Sun., Dec. 30	22-19	W	Minnesota Vikings (OT)	INVESCO Field at Mile High	76,084	36°	Cutler	Jackson
(Bye Oct. 14)	320-409				1,139,812			

## BRONCOS CLIMB ABOVE .500 IN REGULAR SEASON PLAY

The Broncos' all-time record in the regular season has been at or above the .500 mark since the club earned a 21-17 win at Minnesota on Nov. 24, 1996. That victory took Denver's record to 267-267-10, and the Broncos enter the 2008 season 42 games above .500 (378-336-10 / .529) as a franchise.

Before 1996, Denver's all-time regular-season record had not been .500 or better since the franchise's first year in 1960. The Broncos were 4-4 after playing their first eight games that season, but a 34-7 loss at the Dallas Texans on Nov. 13, 1960, sent the club below .500 for the first time.

Denver's all-time regular-season record did not reach the .500 mark until a little more than 36 years later with that win against the Vikings in 1996.

## SERIES RECORDS VS. OPPONENTS

### ARIZONA CARDINALS

Reg. Season: (7-0-1 / .938)

Home (4-0) / Away (3-0-1)

1973 (11/4)—Denver 17, @St. Louis 17 (T)  
1977 (9/18)—@Denver 7, St. Louis 0  
1989 (12/16)—Denver 37, @Phoenix 0  
1991 (12/15)—@Denver 24, Phoenix 19  
1995 (11/5)—@Denver 38, Arizona 6  
2001 (9/23)—Denver 38, @Arizona 17  
2002 (12/29)—@Denver 37, Arizona 7  
2006 (12/17)—Denver 37, @Arizona 20

RS Pts.—DEN 235, ARI 86

Franchise known as Phoenix before 1994 and in St. Louis before 1988

### ATLANTA FALCONS

Reg. Season: (7-4-0 / .636)

Home (4-2) / Away (3-2)

Postseason: (1-0 / 1.000)

Home (0-0) / Away (0-0) / S.B. (1-0)

1970 (10/18)—@Denver 24, Atlanta 10  
1972 (11/26)—@Atlanta 23, Denver 20  
1975 (11/23)—@Atlanta 35, Denver 21  
1979 (9/16)—Denver 20, @Atlanta 17 (OT)  
1982 (12/5)—Atlanta 34, @Denver 27  
1985 (9/22)—Denver 44, @Atlanta 28  
1988 (10/16)—@Denver 30, Atlanta 14  
1994 (11/20)—@Denver 32, Atlanta 28  
1997 (9/28)—Denver 29, @Atlanta 21  
1998 (1/31)—Denver 34, @Atlanta 19\*

2000 (9/10)—@Denver 42, Atlanta 14

2004 (10/31)—Atlanta 41, @Denver 28

RS Pts.—DEN 317, ATL 265

PS Pts.—DEN 34, ATL 19

\*Super Bowl XXXIII in Miami

### BALTIMORE RAVENS

Reg. Season: (3-3-0 / .500)

Home (3-1) / Away (0-2)

Postseason: (0-1 / .000)

Home (0-0) / Away (0-1) / S.B. (0-0)  
1996 (10/20)—@Denver 45, Baltimore 34  
2000 (12/31)—@Baltimore 21, Denver 3\*  
2001 (9/30)—Baltimore 20, @Denver 13  
2002 (9/30)—@Baltimore 34, Denver 23  
2003 (10/26)—@Baltimore 26, Denver 6  
2005 (12/11)—@Denver 12, Baltimore 10  
2006 (10/9)—@Denver 13, Baltimore 3

RS Pts.—DEN 112, BAL 127

PS Pts.—DEN 31, BAL 21

\*AFC Wild Card Playoff Game

### BUFFALO BILLS

Reg. Season: (15-17-1 / .470)

Home (4-6-1) / Away (11-11)

Postseason: (0-1 / .000)

Home (0-0) / Away (0-1) / S.B. (0-0)  
1960 (9/18)—Denver 27, @Buffalo 21  
1960 (11/27)—@Denver 38, Buffalo 38 (T)  
1961 (9/10)—Denver 22, @Buffalo 10  
1961 (11/19)—Buffalo 23, @Denver 10  
1962 (9/15)—Denver 23, @Buffalo 20  
1962 (10/28)—Buffalo 45, @Denver 38  
1963 (11/3)—Buffalo 30, @Denver 28  
1963 (11/9)—@Buffalo 27, Denver 17  
1964 (9/20)—@Buffalo 30, Denver 13  
1964 (12/13)—Buffalo 30, @Denver 19  
1965 (9/19)—Buffalo 30, @Denver 15  
1965 (10/24)—@Buffalo 31, Denver 13  
1966 (12/18)—@Buffalo 38, Denver 21  
1967 (10/8)—Buffalo 17, @Denver 16  
1967 (11/19)—Denver 21, @Buffalo 20  
1968 (11/24)—@Denver 34, Buffalo 32  
1969 (9/28)—@Buffalo 41, Denver 28  
1970 (9/20)—Denver 25, @Buffalo 10  
1975 (10/5)—@Buffalo 38, Denver 14  
1977 (10/19)—@Denver 26, Buffalo 6  
1979 (12/2)—Denver 19, @Buffalo 16  
1981 (10/25)—@Buffalo 9, Denver 7  
1984 (10/21)—Denver 37, @Buffalo 7  
1987 (11/8)—@Buffalo 21, Denver 14  
1989 (9/18)—Denver 28, @Buffalo 14

1990 (9/30)—@Buffalo 29, Denver 28

1991 (1/12)—@Buffalo 10, Denver 7\*

1992 (12/12)—@Buffalo 27, Denver 17

1994 (9/26)—@Buffalo 27, Denver 20

1995 (9/3)—@Denver 22, Buffalo 7

1997 (10/26)—Denver 23, @Buffalo 20 (OT)

2002 (9/22)—@Denver 28, Buffalo 23

2005 (12/17)—Denver 28, @Buffalo 17

2007 (9/9)—Denver 15, @Buffalo 14

RS Pts.—DEN 734, BUF 768

PS Pts.—DEN 7, BUF 10

\*AFC Championship Game

### CAROLINA PANTHERS

Reg. Season: (2-0-0 / 1.000)

Home (2-0) / Away (0-0)

1997 (11/9)—@Denver 34, Carolina 0

2004 (10/10)—@Denver 20, Carolina 17

RS Pts.—DEN 54, CAR 17

### CHICAGO BEARS

Reg. Season: (6-7-0 / .462)

Home (4-3) / Away (2-4)

1971 (12/5)—@Denver 6, Chicago 3  
1973 (9/30)—Chicago 33, @Denver 14  
1976 (12/12)—Denver 28, @Chicago 14  
1978 (10/16)—@Denver 16, Chicago 7  
1981 (12/20)—@Chicago 35, Denver 24  
1983 (10/2)—@Chicago 31, Denver 14  
1984 (9/9)—@Chicago 27, Denver 0  
1987 (11/16)—@Denver 31, Chicago 29  
1990 (11/18)—Chicago 16, @Denver 13 (OT)  
1993 (12/18)—Denver 13, @Chicago 3  
1996 (11/10)—@Denver 17, Chicago 12  
2003 (11/23)—Chicago 19, @Denver 10  
2007 (11/25)—@Chicago 37, Denver 34 (OT)

RS Pts.—DEN 220, CHI 266

### CINCINNATI BENGALS

Reg. Season: (16-8-0 / .667)

Home (11-2) / Away (5-6)

1968 (9/15)—@Cincinnati 24, Denver 10  
1968 (10/6)—@Denver 10, Cincinnati 7  
1969 (10/19)—Denver 30, @Cincinnati 23  
1969 (12/14)—@Denver 27, Cincinnati 16  
1971 (11/14)—Cincinnati 24, @Denver 10  
1972 (10/8)—@Cincinnati 21, Denver 10  
1973 (9/16)—@Denver 28, Cincinnati 10  
1975 (11/9)—Cincinnati 17, @Denver 16  
1976 (9/12)—@Cincinnati 17, Denver 7  
1977 (10/23)—Denver 24, @Cincinnati 13  
1979 (9/2)—@Denver 10, Cincinnati 0  
1981 (11/22)—@Cincinnati 38, Denver 21  
1983 (10/16)—@Denver 24, Cincinnati 17  
1984 (9/2)—@Denver 20, Cincinnati 17  
1986 (11/30)—@Denver 34, Cincinnati 28  
1991 (9/1)—@Denver 45, Cincinnati 14  
1994 (11/27)—@Denver 15, Cincinnati 13  
1996 (9/29)—Denver 14, @Cincinnati 10  
1997 (9/21)—@Denver 16, Green Bay 3  
1998 (11/1)—Denver 33, @Cincinnati 26  
2000 (10/22)—@Cincinnati 31, Denver 21  
2003 (9/7)—Denver 30, @Cincinnati 10  
2004 (10/25)—@Cincinnati 23, Denver 10  
2006 (12/24)—@Denver 24, Cincinnati 23

RS Pts.—DEN 511, CIN 442

### CLEVELAND BROWNS

Reg. Season: (16-5-0 / .762)

Home (8-3) / Away (8-2)

Postseason: (3-0 / 1.000)

Home (2-0) / Away (1-0) / S.B. (0-0)

1970 (12/20)—Cleveland 27, @Denver 13  
1971 (10/24)—Denver 27, @Cleveland 0  
1972 (10/29)—Cleveland 27, @Denver 20  
1974 (10/27)—@Cleveland 23, Denver 21  
1977 (10/19)—@Denver 16, Cleveland 15  
1976 (9/26)—@Denver 44, Cleveland 13  
1978 (11/12)—Denver 19, @Cleveland 7  
1980 (10/5)—Denver 19, @Cleveland 16  
1981 (11/1)—@Denver 23, Cleveland 10 (OT)  
1983 (12/4)—@Denver 27, Cleveland 6

1984 (9/16)—Denver 24, @Cleveland 14

1986 (1/11)—Denver 23, @Cleveland 20 (OT)\*

1987 (1/17)—@Denver 38, Cleveland 33\*

1988 (11/13)—@Denver 30, Cleveland 7

1989 (10/1)—@Cleveland 16, Denver 13

1989 (11/4)—@Denver 37, Cleveland 21\*

1990 (10/8)—Cleveland 30, @Denver 29

1991 (12/8)—Denver 17, @Cleveland 7

1992 (9/27)—Denver 12, @Cleveland 0

1993 (11/7)—Denver 29, @Cleveland 14

1994 (10/30)—@Denver 26, Cleveland 14

2000 (10/15)—@Denver 44, Cleveland 10

2003 (12/14)—@Denver 23, Cleveland 20 (OT)

2006 (10/22)—Denver 17, @Cleveland 7

RS Pts.—DEN 493, CLE 293

PS Pts.—DEN 98, CLE 74

\*AFC Championship Game

### DALLAS COWBOYS

Reg. Season: (5-4-0 / .556)

Home (3-2) / Away (2-2)

Postseason: (0-1 / .000)

Home (0-0) / Away (0-0) / S.B. (0-1)

1973 (12/2)—Dallas 22, @Denver 10  
1977 (12/18)—@Dallas 14, Denver 6  
1977 (1/15)—Dallas 27, Denver 10\*  
1980 (9/14)—@Denver 41, Dallas 20  
1986 (10/5)—@Denver 29, Dallas 14  
1992 (12/6)—Dallas 31, @Denver 27  
1995 (9/10)—@Dallas 31, Denver 21  
1998 (9/13)—@Denver 42, Dallas 23  
2001 (11/22)—Denver 26, @Dallas 24  
2005 (11/24)—Denver 24, @Dallas 21 (OT)

RS Pts.—DEN 226, DAL 200

PS Pts.—DEN 10, DAL 27

\*Super Bowl XII in New Orleans

### DETROIT LIONS

Reg. Season: (6-4-0 / .600)

Home (3-1) / Away (3-3)

1971 (11/7)—Detroit 24, @Denver 20  
1974 (11/28)—Denver 31, @Detroit 27  
1978 (11/23)—@Detroit 17, Denver 14  
1981 (10/11)—@Denver 27, Detroit 21  
1984 (10/7)—Denver 28



## INDIANAPOLIS COLTS

Reg. Season: (11-6-0 / .647)

Home (6-2) / Away (5-4)

Postseason: (0-2 / .000)

Home (0-0) / Away (0-2) / S.B. (0-0)

1974 (11/10)—@Denver 17, @Baltimore 6  
1977 (11/27)—@Denver 27, Baltimore 13  
1978 (10/22)—@Baltimore 7, Denver 6  
1981 (9/20)—@Denver 28, Baltimore 10  
1983 (9/11)—Denver 17, @Baltimore 10  
1983 (12/11)—@Denver 21, Baltimore 19  
1985 (10/13)—Denver 15, @Indianapolis 10  
1988 (10/31)—@Indianapolis 55, Denver 23  
1989 (10/15)—@Denver 14, Indianapolis 3  
1990 (10/21)—Denver 27, @Indianapolis 17  
1993 (10/3)—@Denver 35, Indianapolis 13  
2001 (1/6)—@Indianapolis 29, Denver 10  
2002 (11/24)—Indianapolis 23, @Denver 20 (OT)  
2003 (12/21)—Denver 31, @Indianapolis 17  
2003 (1/4)—@Indianapolis 41, Denver 10  
2004 (1/2)—@Denver 33, Indianapolis 14  
2004 (1/9)—@Indianapolis 49, Denver 24\*  
2006 (10/29)—Indianapolis 34, @Denver 31  
2007 (9/30)—@Indianapolis 38, Denver 20  
RS Pts.—DEN 375, IND 318  
PS Pts.—DEN 34, IND 90

\*AFC Wild Card Playoff Game  
Franchise in Baltimore before 1984

## JACKSONVILLE JAGUARS

Reg. Season: (3-3-0 / .500)

Home (2-1) / Away (1-2)

Postseason: (1-1 / .500)

Home (1-1) / Away (0-0) / S.B. (0-0)

1995 (12/3)—@Denver 31, Jacksonville 23  
1996 (1/4)—Jacksonville 30, @Denver 27\*  
1997 (12/27)—@Denver 42, Jacksonville 17\*\*  
1998 (10/25)—@Denver 37, Jacksonville 24  
1999 (12/13)—@Jacksonville 27, Denver 24  
2004 (9/19)—@Jacksonville 7, Denver 6  
2005 (10/2)—Denver 20, @Jacksonville 7  
2007 (9/23)—Jacksonville 23, @Denver 14  
RS Pts.—DEN 132, JAC 111  
PS Pts.—DEN 69, JAC 47

\*AFC Divisional Playoff Game  
\*\*AFC Wild Card Playoff Game

## KANSAS CITY CHIEFS

Reg. Season: (43-52-0 / .453)

Home (30-18) / Away (13-34)

Postseason: (1-0 / .100)

Home (0-0) / Away (1-0) / S.B. (0-0)

1960 (10/30)—Dallas 17, @Denver 14  
1960 (11/13)—@Dallas 34, Denver 7  
1961 (10/8)—Dallas 19, @Denver 12  
1961 (12/10)—@Dallas 49, Denver 21  
1962 (11/18)—Dallas 24, @Denver 3  
1962 (12/9)—@Dallas 17, Denver 10  
1963 (9/7)—Kansas City 59, @Denver 7  
1963 (12/8)—@Kansas City 52, Denver 21  
1964 (10/11)—@Denver 33, Kansas City 27  
1964 (11/1)—@Kansas City 49, Denver 39  
1965 (10/10)—Kansas City 31, @Denver 23  
1965 (12/19)—@Kansas City 45, Denver 35  
1966 (10/8)—@Kansas City 37, Denver 10  
1966 (10/23)—Kansas City 56, @Denver 10  
1967 (10/29)—@Kansas City 52, Denver 9  
1967 (12/17)—Kansas City 38, @Denver 24  
1968 (9/22)—@Kansas City 34, Denver 2  
1968 (12/14)—Kansas City 30, @Denver 7  
1969 (10/5)—Kansas City 26, @Denver 13  
1969 (11/27)—@Kansas City 31, Denver 17  
1970 (10/4)—@Denver 26, Kansas City 13  
1970 (12/6)—@Kansas City 16, Denver 0  
1971 (10/3)—Kansas City 16, @Denver 3  
1971 (11/21)—@Kansas City 28, Denver 10  
1972 (10/1)—Kansas City 45, @Denver 24  
1972 (12/3)—@Kansas City 24, Denver 21  
1973 (10/7)—@Kansas City 16, Denver 14  
1973 (11/25)—@Denver 14, Kansas City 10  
1974 (10/6)—Denver 17, @Kansas City 14  
1974 (11/18)—Kansas City 42, @Denver 34  
1975 (9/21)—@Denver 37, Kansas City 33  
1975 (10/26)—@Kansas City 26, Denver 13  
1976 (10/24)—Denver 35, @Kansas City 26  
1976 (12/5)—@Denver 17, Kansas City 16  
1977 (10/9)—@Denver 23, Kansas City 7  
1977 (11/20)—Denver 14, @Kansas City 7  
1978 (9/24)—Denver 23, @Kansas City 17 (OT)

1978 (12/10)—@Denver 24, Kansas City 3

1979 (10/14)—Denver 24, @Kansas City 10

1979 (10/28)—@Denver 20, Kansas City 3

1980 (10/19)—Kansas City 23, @Denver 17

1980 (12/7)—@Kansas City 31, Denver 14

1981 (10/18)—@Kansas City 28, Denver 14

1981 (12/6)—@Denver 16, Kansas City 13

1982 (12/19)—Kansas City 37, @Denver 16

1983 (10/30)—@Denver 27, Kansas City 24

1983 (12/18)—@Kansas City 48, Denver 17

1984 (9/23)—@Denver 21, Kansas City 0

1984 (12/2)—@Kansas City 16, Denver 13

1985 (10/27)—Denver 30, @Kansas City 10

1985 (12/14)—@Denver 14, Kansas City 13

1986 (11/16)—@Denver 38, Kansas City 17

1986 (12/7)—@Kansas City 37, Denver 10

1987 (10/18)—Denver 26, @Kansas City 17

1987 (12/19)—@Denver 20, Kansas City 17

1988 (9/18)—@Kansas City 20, Denver 13

1988 (11/6)—@Denver 16, @Kansas City 11

1989 (9/10)—@Denver 34, Kansas City 20

1989 (11/12)—Denver 16, @Kansas City 13

1990 (9/17)—@Denver 24, Kansas City 23

1990 (12/9)—@Kansas City 31, Denver 20

1991 (10/20)—@Denver 19, Kansas City 16

1991 (11/17)—Denver 24, @Kansas City 20

1992 (10/4)—@Denver 20, Kansas City 19

1992 (12/27)—@Kansas City 22, Denver 7

1993 (9/20)—@Kansas City 15, Denver 7

1993 (12/12)—@Denver 27, Kansas City 21

1994 (10/17)—Kansas City 31, @Denver 28

1994 (12/4)—Denver 20, @Kansas City 17 (OT)

1995 (10/22)—Kansas City 21, @Denver 7

1995 (12/17)—@Kansas City 20, Denver 17

1996 (9/22)—@Kansas City 17, Denver 14

1996 (10/27)—@Denver 34, Kansas City 7

1997 (8/31)—@Denver 19, Kansas City 3

1997 (11/16)—@Kansas City 24, Denver 22

1997 (1/4)—Denver 14, @Kansas City 10\*

1998 (11/16)—Denver 30, @Kansas City 7

1998 (12/6)—@Denver 35, Kansas City 31

1999 (9/19)—@Kansas City 26, Denver 10

1999 (12/5)—Kansas City 16, @Denver 10

2000 (9/24)—Kansas City 23, @Denver 22

2000 (12/17)—@Kansas City 20, Denver 7

2001 (10/7)—@Denver 20, Kansas City 6

2001 (12/16)—@Kansas City 26, Denver 23 (OT)

2002 (10/20)—Denver 37, @Kansas City 34 (OT)

2002 (12/15)—@Denver 31, Kansas City 24

2003 (10/5)—@Kansas City 24, Denver 23

2003 (12/7)—@Denver 45, Kansas City 27

2004 (9/12)—@Denver 34, Kansas City 24

2004 (12/19)—@Kansas City 45, Denver 17

2005 (9/26)—@Denver 30, Kansas City 10

2005 (12/4)—@Kansas City 31, Denver 27

2006 (9/17)—@Denver 9, Kansas City 6 (OT)

2006 (11/23)—@Kansas City 19, Denver 10

2007 (11/11)—Denver 27, @Kansas City 11

2007 (12/9)—@Denver 41, Kansas City 7

RS Pts.—DEN 1,893, KC 2,238

PS Pts.—DEN 14, KC 10

\*AFC Divisional Playoff Game

Franchise in Dallas before 1963 and known as the Texans

## MIAMI DOLPHINS

Reg. Season: (3-10-1 / .250)

Home (3-3-1) / Away (0-7)

Postseason: (1-0 / .100)

Home (1-0) / Away (0-0) / S.B. (0-0)

1966 (10/16)—@Miami 24, Denver 7  
1966 (12/4)—@Denver 17, Miami 7  
1967 (9/17)—@Miami 35, Denver 21  
1968 (10/27)—@Denver 21, Miami 14  
1969 (12/7)—@Miami 27, Denver 24  
1971 (9/19)—@Denver 10, Miami 10 (T)  
1971 (12/5)—@Miami 14, Denver 13  
1985 (9/29)—Miami 30, @Denver 26  
1988 (12/21)—@Miami 31, Denver 14  
1988 (1/9)—@Denver 38, Miami 3\*  
1989 (9/13)—Miami 38, @Denver 21  
2001 (12/2)—@Miami 21, Denver 10  
2002 (10/13)—Miami 24, @Denver 22  
2004 (12/12)—@Denver 20, Miami 17  
2005 (9/11)—@Miami 34, Denver 10  
RS Pts.—DEN 243, MIA 326  
PS Pts.—DEN 38, MIA 3

\*AFC Divisional Playoff Game

## MINNESOTA VIKINGS

Reg. Season: (5-7-0 / .417)

Home (3-3) / Away (2-4)

1972 (10/15)—Minnesota 23, @Denver 20  
1978 (9/11)—@Minnesota 12, Denver 9 (OT)  
1981 (10/18)—@Denver 19, Minnesota 17  
1984 (11/18)—@Denver 42, Minnesota 21  
1987 (10/26)—@Minnesota 34, Denver 27  
1990 (11/4)—@Minnesota 27, Denver 22  
1991 (9/29)—Denver 13, @Minnesota 6  
1993 (11/14)—Minnesota 26, @Denver 23  
1996 (11/24)—Denver 21, @Minnesota 17  
1999 (10/31)—Minnesota 23, @Denver 20  
2003 (10/19)—@Minnesota 28, Denver 20  
2007 (12/30)—@Denver 22, Minnesota 19 (OT)  
RS Pts.—DEN 258, MIN 253

## NEW ENGLAND PATRIOTS

Reg. Season: (24-15-0 / .615)

Home (15-9) / Away (9-7)

Postseason: (2-0 / 1.000)

Home (2-0) / Away (0-0) / S.B. (0-0)

1960 (9/9)—Denver 13, @Boston 10  
1960 (10/23)—@Denver 31, Boston 24  
1961 (9/16)—@Boston 45, Denver 17  
1961 (12/3)—Boston 28, @Denver 24  
1962 (9/11)—@Boston 41, Denver 16  
1962 (11/21)—@Boston 43, @Denver 29  
1963 (9/29)—@Denver 14, Boston 10  
1963 (10/18)—@Boston 40, Denver 21  
1964 (10/4)—Boston 39, @Denver 10  
1964 (11/20)—@Boston 12, Denver 7  
1965 (9/24)—Denver 27, @Boston 10  
1965 (12/12)—@Boston 28, @Denver 20  
1966 (9/18)—Boston 24, @Denver 10  
1966 (11/6)—Denver 17, @Boston 10  
1967 (9/3)—@Denver 26, Boston 17  
1968 (9/29)—Boston 20, @Denver 17  
1968 (11/3)—Denver 35, @Boston 14  
1969 (9/14)—@Denver 35, Boston 7  
1972 (12/17)—@Denver 45, New England 21  
1976 (11/28)—@New England 38, Denver 14  
1979 (11/11)—@Denver 45, New England 10  
1980 (9/29)—@New England 23, Denver 14  
1984 (11/4)—@Denver 26, New England 19  
1986 (9/28)—@Denver 27, New England 20  
1986 (1/4)—@Denver 22, New England 17\*  
1987 (12/16)—@Denver 31, New England 20  
1988 (12/7)—@Denver 21, New England 10  
1991 (10/27)—Denver 9, @New England 6  
1991 (12/1)—@Denver 20, New England 3  
1995 (10/8)—Denver 37, @New England 3  
1996 (11/17)—Denver 34, @New England 8  
1997 (10/6)—@Denver 34, @New England 3  
1998 (9/7)—@Denver 27, New England 21  
1999 (10/24)—@New England 24, Denver 23  
2000 (10/1)—New England 28, @Denver 19  
2001 (10/28)—@Denver 31, New England 20  
2002 (10/27)—Denver 24, @New England 16  
2003 (11/3)—New England 30, @Denver 26  
2005 (10/16)—@Denver 28, New England 20  
2005 (1/14)—@Denver 27, New England 13\*  
2006 (9/24)—Denver 17, @New England 7  
RS Pts.—DEN 921, NE 776  
PS Pts.—DEN 49, NE 30

\*AFC Divisional Playoff Game

Franchise in Boston before 1971

## NEW ORLEANS SAINTS

Reg. Season: (6-2-0 / .750)

Home (3-1) / Away (3-1)

1970 (11/22)—Denver 31, @New Orleans 6  
1974 (10/13)—@Denver 33, New Orleans 17  
1979 (11/4)—@Denver 10, New Orleans 3  
1985 (9/15)—@Denver 34, New Orleans 13  
1988 (11/20)—@New Orleans 42, Denver 0  
1994 (12/24)—New Orleans 30, @Denver 28  
2000 (12/5)—Denver 38, @New Orleans 23  
2004 (11/21)—Denver 28, @New Orleans 13  
RS Pts.—DEN 208, NO 157

## NEW YORK GIANTS

Reg. Season: (4-5-0 / .444)

Home (3-1) / Away (1-4)

Postseason: (0-1 / .000)

Home (0-0) / Away (0-0) / S.B. (0-1)

1972 (11/5)—@New York 29, Denver 17  
1976 (11/21)—@Denver 14, New York 13  
1980 (10/26)—Denver 14, @New York 9  
1986 (11/23)—@New York 19, Denver 16  
1986 (1/25)—New York 39, Denver 20\*  
1989 (12/10)—New York 14, @Denver 7  
1992 (11/15)—@Denver 27, New York 13  
1998 (12/13)—@New York 20, Denver 16  
2001 (9/10)—@Denver 31, New York 20  
2005 (10/23)—@New York 24, Denver 23  
RS Pts.—DEN 165, NYG 161  
PS Pts.—DEN 20, NYG 39  
\*Super Bowl XXI in Pasadena, Calif.

## NEW YORK JETS

Reg. Season: (15-14-1 / .517)

Home (9-7) / Away (6-7-1)

Postseason: (1-0 / 1.000)

Home (1-0) / Away (0-0) / S.B. (0-0)

1960 (9/23)—@New York 28, Denver 24  
1960 (12/4)—New York 30, @Denver 27  
1961 (9/24)—@New York 35, Denver 28  
1961 (10/22)—@Denver 27, New York 10  
1962 (9/30)—Denver 32, @New York 10  
1962 (11/22)—New York 46, @Denver 45  
1963 (10/26)—Denver 35, @New York 35 (T)  
1963 (11/17)—New York 14, @Denver 9  
1964 (9/12)—@New York 30, Denver 6  
1964 (11/15)—@Denver 20, New York 16  
1965 (10/3)—@Denver 16, New York 13  
1965 (10/31)—@New York 45, Denver 10  
1966 (9/25)—New York 16, @Denver 7  
1967 (9/24)—New York 38, @Denver 24  
1967 (12/3)—Denver 33, @New York 24  
1968 (10/13)—Denver 21, @New York 13  
1969 (9/21)—@Denver 21, New York 19  
1973 (10/28)—Denver 40, @New York 28  
1976 (9/19)—@Denver 46, New York 3  
1978 (11/5)—New York 31, @Denver 28  
1980 (11/16)—@Denver 31, New York 24  
1986 (10/20)—@New York 22, Denver 10  
1992 (11/4)—@Denver 27, New York 16  
1993 (9/5)—Denver 26, @New York 20  
1994 (9/11)—@New York 25, Denver 22 (OT)  
1996 (9/1)—@Denver 31, New York 6  
1998 (1/17)—@Denver 23, New York 10\*  
1999 (10/3)—New York 21, @Denver 13  
2000 (11/5)—Denver 30, @New York 23  
2002 (12/8)—@New York 19, Denver 13  
2005 (11/20)—@Denver 27, New York 0  
RS Pts.—DEN 729, NYJ 660  
PS Pts.—DEN 23, NYJ 10  
\*AFC Championship Game  
Franchise known as Titans before 1963

## OAKLAND RAIDERS

Reg. Season: (39-54-2 / .421)

Home (21-24-2) / Away (18-30)

Postseason: (1-1 / .500)

Home (1-0) / Away (0-1) / S.B. (0-0)

1960 (10/2)—@Denver 31, Oakland 14  
1960 (12/17)—@Oakland 48, Denver 10  
1961 (10/1)—@Oakland 33, Denver 19  
1961 (10/15)—@Denver 27, Oakland 24  
1962 (10/5)—@Denver 44, Oakland 7  
1962 (10/14)—Denver 23, @Oakland 6  
1963 (11/28)—Oakland 26, @Denver 10  
1963 (12/15)—@Oakland 35, Denver 31  
1964 (10/25)—@Oakland 40, Denver 7  
1964 (11/29)—@Denver 20, Oakland 20 (T)  
1965 (11/21)—Oakland 28, @Denver 20  
1965 (12/5)—@Oakland 34, Denver 13  
1966 (11/20)—Oakland 17, @Denver 3  
1966 (12/11)—@Oakland 28, Denver 10  
1967 (9/10)—@Oakland 51, Denver 0  
1967 (11/5)—Oakland 21, @Denver 17  
1968 (11/10)—Oakland 43, @Denver 7  
1968 (12/8)—@Oakland 33, Denver 27  
1969 (10/12)—Oakland 24, @Denver 14  
1969 (11/4)—@Oakland 41, Denver 10  
1970 (10/11)—@Oakland 35, Denver 23

1970 (11/15)—Oakland 24, @Denver 19

1971 (10/10)—Oakland 27, @Denver 16

1971 (12/19)—@Oakland 21, Denver 13

1972 (10/22)—Denver 30, @Oakland 23

1972 (11/19)—Oakland 37, @Denver 20

1973 (10/22)—@Denver 23, Oakland 23 (T)

1973 (12/16)—@Oakland 21, Denver 17

1974 (11/3)—Oakland 28, @Denver 17

1974 (11/24)—Denver 20, @Oakland 17

1975 (11/2)—Oakland 42, @Denver 17

1975 (12/8)—@Oakland 17, Denver 10

1976 (10/17)—Oakland 17, Denver 10

1976 (12/13)—@Oakland 19, Denver 6



1967 (10/22)—San Diego 38, @Denver 21  
 1967 (11/23)—@San Diego 24, Denver 20  
 1968 (10/20)—@San Diego 55, Denver 24  
 1968 (12/1)—San Diego 47, @Denver 23  
 1969 (11/2)—@Denver 13, San Diego 0  
 1969 (11/23)—@San Diego 45, Denver 24  
 1970 (11/8)—@San Diego 24, Denver 21  
 1970 (12/13)—@Denver 17, San Diego 17 (T)  
 1971 (10/17)—@Denver 20, San Diego 16  
 1971 (12/12)—@San Diego 45, Denver 17  
 1972 (9/24)—@Denver 37, Denver 14  
 1972 (12/10)—@Denver 38, San Diego 13  
 1973 (11/11)—@Denver 30, San Diego 19  
 1973 (12/9)—Denver 42, @San Diego 28  
 1974 (10/20)—@Denver 27, San Diego 7  
 1974 (12/15)—@San Diego 17, Denver 0  
 1975 (11/16)—Denver 27, @San Diego 17  
 1975 (11/30)—@Denver 13, San Diego 10 (OT)  
 1976 (10/3)—@Denver 26, San Diego 0  
 1976 (11/14)—Denver 17, @San Diego 0  
 1977 (11/13)—Denver 17, @San Diego 14  
 1977 (12/11)—@Denver 17, San Diego 9  
 1978 (9/17)—@Denver 27, San Diego 14  
 1978 (10/8)—@San Diego 23, Denver 0  
 1979 (10/7)—@Denver 7, San Diego 0  
 1979 (12/17)—@San Diego 17, Denver 7  
 1980 (9/21)—San Diego 30, @Denver 13  
 1980 (11/9)—Denver 20, @San Diego 13  
 1981 (9/27)—@Denver 42, San Diego 24  
 1981 (11/29)—@San Diego 34, Denver 17  
 1982 (9/12)—San Diego 23, @Denver 3  
 1982 (11/28)—@San Diego 30, Denver 20  
 1983 (10/23)—@Denver 14, San Diego 6  
 1983 (11/27)—@San Diego 31, Denver 7  
 1984 (11/11)—@Denver 16, San Diego 13  
 1984 (12/9)—Denver 16, @San Diego 13  
 1985 (11/3)—@San Diego 30, Denver 10  
 1985 (11/17)—@Denver 30, San Diego 24 (OT)  
 1986 (10/12)—Denver 31, @San Diego 14  
 1986 (11/9)—San Diego 9, @Denver 3  
 1987 (11/29)—Denver 31, @San Diego 17  
 1987 (12/27)—@Denver 24, San Diego 0  
 1988 (9/11)—@Denver 34, San Diego 3  
 1988 (10/2)—Denver 12, @San Diego 0  
 1989 (10/8)—@Denver 16, San Diego 10  
 1989 (12/24)—@San Diego 19, Denver 16  
 1990 (11/11)—@San Diego 19, Denver 7  
 1990 (12/16)—@Denver 20, San Diego 10  
 1991 (9/22)—@Denver 27, San Diego 19  
 1991 (12/22)—Denver 17, @San Diego 14  
 1992 (9/13)—@Denver 21, San Diego 13  
 1992 (10/25)—@San Diego 24, Denver 21  
 1993 (9/12)—@Denver 34, San Diego 17  
 1993 (12/5)—@San Diego 13, Denver 10  
 1994 (9/4)—San Diego 37, @Denver 34  
 1994 (10/23)—Denver 20, @San Diego 15  
 1995 (9/24)—@San Diego 17, Denver 6  
 1995 (11/19)—@Denver 30, San Diego 27  
 1996 (10/6)—@Denver 28, San Diego 17  
 1996 (12/22)—@San Diego 16, Denver 10  
 1997 (11/30)—Denver 38, @San Diego 28  
 1997 (12/21)—@Denver 38, San Diego 3  
 1998 (11/8)—@Denver 27, San Diego 10  
 1998 (11/29)—Denver 31, @San Diego 16  
 1999 (11/7)—Denver 33, @San Diego 17  
 1999 (1/2)—San Diego 12, @Denver 6  
 2000 (10/8)—Denver 21, @San Diego 7  
 2000 (11/19)—@Denver 38, San Diego 37  
 2001 (10/21)—@San Diego 27, Denver 10  
 2001 (11/11)—@Denver 26, San Diego 16  
 2002 (10/6)—@Denver 26, San Diego 9  
 2002 (12/1)—@San Diego 30, Denver 27 (OT)  
 2003 (9/14)—Denver 37, @San Diego 13  
 2003 (11/16)—@Denver 37, San Diego 8  
 2004 (9/26)—@Denver 23, San Diego 13  
 2004 (12/5)—@San Diego 20, Denver 17  
 2005 (9/18)—@Denver 20, San Diego 17  
 2005 (12/31)—Denver 23, @San Diego 7  
 2006 (11/19)—San Diego 35, @Denver 27  
 2006 (12/10)—@San Diego 48, Denver 20  
 2007 (10/7)—@San Diego 41, @Denver 3  
 2007 (12/24)—@San Diego 23, Denver 3  
**RS Pts.—DEN 2,014, SD 2,010**  
*Franchise in Los Angeles before 1961*

#### SAN FRANCISCO 49ERS

Reg. Season: (6-5-0 / .545)

Home (3-2) / Away (3-3)

Postseason: (0-1 / .000)

Home (0-0) / Away (0-0) / S.B. (0-1)

1970 (10/25)—@San Francisco 19, Denver 14  
 1973 (9/23)—San Francisco 36, @Denver 34  
 1979 (11/18)—Denver 38, @San Francisco 28  
 1982 (9/19)—@Denver 24, San Francisco 21  
 1985 (11/11)—@Denver 17, San Francisco 16  
 1988 (10/9)—Denver 16, @San Fran. 13 (OT)  
**1989 (1/28)—San Francisco 55, Denver 10\***  
 1994 (12/17)—@San Francisco 42, Denver 19  
 1997 (12/15)—@San Francisco 34, Denver 17  
 2000 (12/23)—@Denver 38, San Francisco 9  
 2002 (9/15)—Denver 24, @San Francisco 14  
 2006 (12/31)—San Fran. 26, @Denver 23 (OT)  
**RS Pts.—DEN 264, SF 258**  
**PS Pts.—DEN 10, SF 55**  
*\*Super Bowl XXIV in New Orleans*

#### SEATTLE SEAHAWKS

Reg. Season: (33-18-0 / .647)

Home (20-5) / Away (13-13)

Postseason: (0-1 / .000)

Home (0-0) / Away (0-1) / S.B. (0-0)

1977 (10/2)—Denver 24, @Seattle 13  
 1978 (10/1)—@Denver 28, Seattle 7  
 1978 (10/29)—Denver 20, @Seattle 17 (OT)  
 1979 (9/23)—@Denver 37, Seattle 34  
 1979 (12/8)—@Seattle 28, Denver 23  
 1980 (11/23)—@Denver 36, Seattle 20  
 1980 (12/21)—Denver 25, @Seattle 17  
 1981 (9/13)—@Seattle 13, Denver 10  
 1981 (12/13)—@Denver 23, Seattle 13  
 1982 (11/21)—Seattle 17, @Denver 10  
 1982 (12/2)—@Seattle 13, Denver 11  
 1983 (11/6)—@Seattle 27, Denver 19  
 1983 (11/20)—@Denver 38, Seattle 27  
**1983 (12/24)—@Seattle 31, Denver 7\***  
 1984 (11/25)—Seattle 27, @Denver 24  
 1984 (12/15)—Denver 31, @Seattle 14  
 1985 (10/20)—@Denver 13, Seattle 10 (OT)  
 1985 (12/20)—Denver 27, @Seattle 24  
 1986 (10/26)—@Denver 20, Seattle 13  
 1986 (12/23)—@Seattle 41, Denver 16  
 1987 (9/13)—@Denver 40, Seattle 17  
 1987 (12/13)—@Seattle 28, Denver 21  
 1988 (9/4)—Seattle 21, @Denver 14  
 1988 (12/11)—@Seattle 42, Denver 14  
 1989 (10/22)—Denver 24, @Seattle 21 (OT)  
 1989 (11/26)—@Denver 41, Seattle 14  
 1990 (9/23)—@Denver 34, Seattle 31 (OT)  
 1990 (12/23)—@Seattle 17, Denver 12  
 1991 (9/15)—@Denver 16, Seattle 10  
 1991 (11/24)—@Seattle 13, Denver 10  
 1992 (11/30)—@Seattle 16, Denver 13 (OT)  
 1992 (12/20)—@Denver 10, Seattle 6  
 1993 (10/28)—@Denver 28, Seattle 17  
 1993 (11/31)—Denver 17, @Seattle 9  
 1994 (10/9)—Denver 16, @Seattle 9  
 1994 (11/13)—@Denver 17, Seattle 10  
 1995 (10/1)—@Seattle 27, Denver 10  
 1995 (12/10)—Seattle 31, @Denver 27  
 1996 (9/8)—Denver 30, @Seattle 20  
 1996 (12/1)—@Denver 34, Seattle 7  
 1997 (9/7)—Denver 35, @Seattle 14  
 1997 (11/2)—@Denver 30, Seattle 27  
 1998 (10/11)—Denver 21, @Seattle 16  
 1998 (12/27)—@Denver 28, Seattle 21  
 1999 (11/14)—@Seattle 20, Denver 17  
 1999 (12/19)—@Denver 36, Seattle 30 (OT)  
 2000 (10/14)—@Seattle 34, Denver 21  
 2001 (12/9)—@Denver 20, Seattle 7  
 2002 (11/17)—Denver 31, @Seattle 9  
 2006 (12/3)—Seattle 23, @Denver 20  
**RS Pts.—DEN 1,191, SEA 997**  
**PS Pts.—DEN 7, SEA 31**  
*\*AFC Wild Card Playoff Game*

#### TAMPA BAY BUCCANEERS

Reg. Season: (4-2-0 / .667)

Home (2-1) / Away (2-1)

Postseason: (0-1 / .000)

Home (0-0) / Away (0-0) / S.B. (0-1)

1976 (11/7)—@Denver 48, Tampa Bay 13  
 1981 (11/15)—Denver 24, @Tampa Bay 7  
 1993 (12/26)—Tampa Bay 17, @Denver 10  
 1996 (9/15)—@Denver 27, Tampa Bay 23  
 1999 (9/26)—@Tampa Bay 13, Denver 10  
 2004 (10/3)—Denver 16, @Tampa Bay 13  
**RS Pts.—DEN 135, TB 86**

#### TENNESSEE TITANS

Reg. Season: (13-20-1 / .397)

Home (8-7-1) / Away (5-13)

Postseason: (2-1 / .667)

Home (2-0) / Away (0-1) / S.B. (0-0)

1960 (11/6)—Houston 45, @Denver 25  
 1960 (11/20)—@Houston 20, Denver 10  
 1961 (11/5)—Houston 55, @Denver 14  
 1961 (11/26)—@Houston 45, Denver 14  
 1962 (10/21)—@Denver 20, Houston 10  
 1962 (12/2)—@Houston 34, Denver 17  
 1963 (9/14)—@Houston 20, Denver 14  
 1963 (10/13)—Houston 33, @Denver 24  
 1964 (9/27)—Houston 38, @Denver 17  
 1964 (12/20)—@Houston 34, Denver 15  
 1965 (10/17)—@Denver 28, Houston 17  
 1965 (11/14)—Denver 31, @Houston 21  
 1966 (9/3)—@Houston 45, Denver 7  
 1966 (10/2)—@Denver 40, Houston 38  
 1967 (10/1)—@Houston 10, Denver 6  
 1967 (11/12)—Houston 20, @Denver 18  
 1968 (11/17)—@Houston 38, Denver 17  
 1969 (10/26)—@Houston 24, Denver 21  
 1969 (11/16)—@Denver 20, Houston 20 (T)  
 1970 (11/29)—@Houston 31, Denver 21  
 1972 (9/17)—@Denver 30, Houston 17  
 1973 (10/14)—Denver 48, @Houston 20  
 1974 (12/8)—@Denver 37, Houston 14  
 1976 (10/10)—@Houston 17, Denver 3  
 1977 (12/4)—Denver 24, @Houston 14  
**1979 (12/23)—@Houston 13, Denver 7\***  
 1980 (11/2)—Houston 20, @Denver 16  
 1983 (10/9)—Denver 26, @Houston 14  
 1985 (10/6)—@Denver 31, Houston 20  
 1987 (10/4)—Houston 40, @Denver 10  
**1987 (11/10)—@Denver 34, Houston 10\*\***  
 1991 (10/6)—@Houston 42, Denver 14  
**1991 (1/4)—@Denver 26, Houston 24\*\***  
 1992 (10/18)—@Denver 27, Houston 21  
 1995 (11/26)—@Houston 42, Denver 33  
 2004 (12/25)—Denver 37, @Tennessee 16  
 2007 (11/19)—@Denver 34, Tennessee 20  
**RS Pts.—DEN 749, TEN 915**  
**PS Pts.—DEN 67, TEN 47**  
*\*AFC Wild Card Playoff Game*  
*\*\*AFC Divisional Playoff Game*  
*Franchise in Houston before 1997 and known as the Oilers before 1999*

#### WASHINGTON REDSKINS

Reg. Season: (6-4-0 / .600)

Home (4-2) / Away (2-2)

Postseason: (0-1 / .000)

Home (0-0) / Away (0-0) / S.B. (0-1)

1970 (11/1)—Washington 19, @Denver 3  
 1974 (9/30)—@Washington 30, Denver 3  
 1980 (10/13)—@Denver 20, Washington 17  
 1986 (12/13)—@Denver 31, Washington 30  
**1987 (1/31)—Washington 42, Denver 10\***  
 1989 (11/20)—Denver 14, @Washington 10  
 1992 (10/12)—@Washington 34, Denver 3  
 1995 (9/17)—@Denver 38, Washington 31  
 1998 (9/27)—Denver 38, @Washington 16  
 2001 (11/18)—Washington 17, @Denver 10  
 2005 (10/9)—@Denver 21, Washington 19  
**RS Pts.—DEN 181, WAS 223**  
**PS Pts.—DEN 10, WAS 42**  
*\*Super Bowl XXII in San Diego*

### BRONCOS VS. THE NFL (REGULAR SEASON / POSTSEASON / PRESEASON)

Franchise	REGULAR SEASON						POSTSEASON			PRESEASON			
	W	L	T	Pct.	PF	PA	W	L	Pct.	W	L	T	Pct.
Arizona Cardinals	7	0	1	.938	235	86	0	0	.000	13	5	0	.722
Atlanta Falcons	7	4	0	.636	317	265	1	0	1.000	4	2	0	.667
Baltimore Ravens	3	3	0	.500	112	127	0	1	.000	0	0	0	.000
Buffalo Bills	15	17	1	.470	734	768	0	1	.000	3	4	0	.429
Carolina Panthers	2	0	0	1.000	54	17	0	0	.000	2	1	0	.667
Chicago Bears	6	7	0	.462	220	266	0	0	.000	4	2	0	.667
Cincinnati Bengals	16	8	0	.667	511	442	0	0	.000	3	1	0	.750
Cleveland Browns	16	5	0	.762	493	293	3	0	1.000	1	1	0	.500
Dallas Cowboys	5	4	0	.556	226	200	0	1	.000	6	6	0	.500
Detroit Lions	6	4	0	.600	225	203	0	0	.000	2	2	0	.500
Green Bay Packers	5	5	1	.500	188	225	1	0	1.000	6	2	0	.750
Houston Texans	1	1	0	.500	44	44	0	0	.000	4	0	0	1.000
Indianapolis Colts	11	6	0	.647	375	318	0	2	.000	7	6	0	.538
Jacksonville Jaguars	3	3	0	.500	132	111	1	1	.500	0	2	0	.000
Kansas City Chiefs	43	52	0	.453	1,893	2,238	1	0	1.000	1	7	0	.125
Miami Dolphins	3	10	1	.250	243	326	1	0	1.000	5	6	0	.455
Minnesota Vikings	5	7	0	.417	258	253	0	0	.000	5	6	0	.455
New England Patriots	24	15	0	.615	921	776	2	0	1.000	5	3	0	.625
New Orleans Saints	6	2	0	.750	208	157	0	0	.000	2	3	0	.400
New York Giants	4	5	0	.444	165	161	0	1	.000	0	2	0	.000
New York Jets	15	14	1	.517	729	660	1	0	1.000	1	2	0	.333
Oakland Raiders	39	54	2	.421	1,848	2,053	1	1	.500	4	7	0	.364
Philadelphia Eagles	4	6	0	.400	217	200	0	0	.000	0	1	0	.000
Pittsburgh Steelers	13	6	1	.675	448	407	3	3	.500	0	0	0	.000
St. Louis Rams	5	6	0	.455	238	224	0	0	.000	6	2	0	.750
San Diego Chargers	52	43	1	.547	2,014	2,010	0	0	.000	2	5	0	.286
San Francisco 49ers	6	5	0	.545	264	258	0	1	.000	18	14	0	.563
Seattle Seahawks	33	18	0	.647	1,191	997	0	1	.000	7	0	0	1.000
Tampa Bay Buccaneers	4	2	0	.667	135	86	0	0	.000	2	0	0	1.000
Tennessee Titans	13	20	1	.397	749	915	2	1	.667	5	5	0	.500
Washington Redskins	6	4	0	.600	181	223	0	1	.000	1	5	0	.167
<b>TOTALS</b>	<b>378</b>	<b>336</b>	<b>10</b>	<b>.529</b>	<b>15,568</b>	<b>15,309</b>	<b>17</b>	<b>15</b>	<b>.531</b>	<b>119</b>	<b>102</b>	<b>0</b>	<b>.538</b>

### BRONCOS VS. AFC WEST (REGULAR SEASON / SINCE AFL-NFL MERGER)

Year	KC	OAK	SD	SEA	TB*	Home	Away	Overall
1970	1-1	0-2	0-1-1	—	—	1-1-1	0-3	1-4-1
1971	0-2	0-2	1-1	—	—	1-2	0-3	1-5
1972	0-2	1-1	1-1	—	—	1-2	1-2	2-4
1973	1-1	0-1-1	2-0	—	—	2-0-1	1-2	3-2-1
1974	1-1	1-1	1-1	—	—	1-2	2-1	3-3
1975	1-1	0-2	2-0	—	—	2-1	1-2	3-3
1976	2-0	0-2	2-0	—	1-0	3-1	2-1	5-2
1977	2-0	1-1	2-0	1-0	—	2-1	4-0	6-1
1978	2-0	2-0	1-1	2-0	—	4-0	3-1	7-1
1979	2-0	0-2	1-1	1-1	—	3-1	1-3	4-4
1980	0-2	0-2	1-1	2-0	—	1-3	2-2	3-5
1981	1-1	2-0	1-1	1-1	—	4-0	1-3	5-3
1982	0-1	0-1	0-2	0-2	—	0-3	0-3	0-6
1983	1-1	0-2	1-1	1-1	—	3-1	0-4	3-5
1984	1-1	2-0	2-0	1-1	—	3-1	3-1	6-2
1985	2-0	0-2	1-1	2-0	—	3-1	2-2	5-3
1986	1-1	2-0	1-1	1-1	—	3-1	2-2	5-3
1987	2-0	2-0	2-0	1-1	—	4-0	3-1	7-1
1988	1-1	0-2	2-0	0-2	—	2-2	1-3	3-5
1989	2-0	1-1	1-1	2-0	—	4-0	2-2	6-2
1990	1-1	0-2	1-1	1-1	—	3-1	0-4	3-5
1991	2-0	0-2	2-0	1-1	—	3-1	2-2	5-3
1992	1-1	1-1	1-1	1-1	—	4-0	0-4	4-4
1993	1-1	0-2	1-1	2-0	—	3-1	1-3	4-4
1994	1-1	0-2	1-1	2-0	—	1-3	3-1	4-4
1995	0-2	2-0	1-1	0-2	—	2-2	1-3	3-5
1996	1-1	2-0	1-1	2-0	—	4-0	2-2	6-2
1997	1-1	1-1	2-0	2-0	—	4-0	2-2	6-2
1998	2-0	2-0	2-0	2-0	—	4-0	4-0	8-0
1999	0-2	2-0	1-1	1-1	—	2-2	2-2	4-4
2000	0-2	2-0	2-0	2-0	—	3-1	3-1	6-2
2001	1-1	1-1	1-1	1-1	—	4-0	0-4	4-4
2002	2-0	0-2	1-1	—	—	2-1	1-2	3-3
2003	1-1	2-0	2-0	—	—	3-0	2-1	5-1
2004	1-1	1-1	1-1	—	—	2-1	1-2	3-3
2005	1-1	2-0	2-0	—	—	3-0	2-1	5-1
2006	1-1	2-0	0-2	—	—	2-1	1-2	3-3
2007	2-0	1-1	0-2	—	—	2-1	1-2	3-3
TOTALS	42-33	35-39-1	47-28-1	32-17	1-0	98-38-2	59-79	157-117-2

## BRONCOS RECORD IN PRIMETIME / OVERTIME GAMES

### MONDAY NIGHT FOOTBALL

**Overall record: 25-31-1 / Home: 20-9-1 / Road: 5-22**  
(Home team in caps)

SAN DIEGO 23, Denver 3, Dec. 24, 2007  
DENVER 34, Tennessee 20, Nov. 19, 2007  
Green Bay 19, DENVER 13, Oct. 29, 2007 (OT)  
DENVER 13, Baltimore 3, Oct. 9, 2006  
DENVER 30, Kansas City 10, Sept. 26, 2005  
CINCINNATI 23, Denver 10, Oct. 25, 2004  
New England 30, DENVER 26, Nov. 3, 2003  
DENVER 31, Oakland 10, Sept. 22, 2003  
Oakland 34, DENVER 10, Nov. 11, 2002  
BALTIMORE 34, Denver 23, Sept. 30, 2002  
OAKLAND 38, Denver 28, Nov. 5, 2001  
DENVER 31, New York Giants 20, Sept. 10, 2001  
DENVER 27, Oakland 24, Nov. 13, 2000  
ST. LOUIS 41, Denver 36, Sept. 4, 2000  
JACKSONVILLE 27, Denver 24, Dec. 13, 1999  
DENVER 27, Oakland 21, Nov. 22, 1999  
Miami 38, DENVER 21, Sept. 13, 1999  
MIAMI 31, Denver 21, Dec. 21, 1998  
Denver 30, KANSAS CITY 7, Nov. 16, 1998  
DENVER 27, New England 21, Sept. 7, 1998  
SAN FRANCISCO 34, Denver 17, Dec. 15, 1997  
DENVER 31, Oakland 3, Nov. 24, 1997  
DENVER 34, New England 13, Oct. 6, 1997  
Denver 22, OAKLAND 21, Nov. 4, 1996  
DENVER 27, Oakland 0, Oct. 16, 1995  
Kansas City 31, DENVER 28, Oct. 17, 1994  
BUFFALO 27, Denver 20, Sept. 26, 1994  
L.A. Raiders 23, DENVER 20, Oct. 18, 1993  
KANSAS CITY 15, Denver 7, Sept. 20, 1993  
SEATTLE 16, Denver 13 (OT), Nov. 30, 1992  
WASHINGTON 34, Denver 3, Oct. 12, 1992  
Cleveland 30, DENVER 29, Oct. 8, 1990  
DENVER 24, Kansas City 23, Sept. 17, 1990  
Denver 14, WASHINGTON 10, Nov. 20, 1989  
Denver 28, BUFFALO 14, Sept. 18, 1989  
INDIANAPOLIS 55, Denver 23, Oct. 31, 1988  
L.A. Raiders 30, DENVER 27, Sept. 26, 1988 (OT)  
DENVER 31, Chicago 29, Nov. 16, 1987  
MINNESOTA 34, Denver 27, Oct. 27, 1987  
DENVER 30, L.A. Raiders 14, Oct. 12, 1987  
NEW YORK JETS 22, Denver 10, Oct. 20, 1986  
Denver 21, PITTSBURGH 10, Sept. 15, 1986  
DENVER 17, San Francisco 16, Nov. 11, 1985  
DENVER 17, Green Bay 14, Oct. 15, 1984  
DENVER 19, Minnesota 17, Nov. 2, 1981  
OAKLAND 9, Denver 3, Dec. 1, 1980  
DENVER 20, Washington 17, Oct. 13, 1980  
NEW ENGLAND 23, Denver 14, Sept. 29, 1980  
SAN DIEGO 17, Denver 7, Dec. 17, 1979  
PITTSBURGH 42, Denver 7, Oct. 22, 1979  
DENVER 16, Chicago 7, Oct. 16, 1978  
MINNESOTA 12, Denver 9 OT, Sept. 11, 1978  
OAKLAND 17, Denver 10, Dec. 8, 1975  
DENVER 23, Green Bay 13, Sept. 29, 1975  
Kansas City 42, DENVER 34, Nov. 18, 1974  
WASHINGTON 30, Denver 3, Sept. 30, 1974  
DENVER 23, Oakland 23, Oct. 22, 1973 (T)

#### MONDAY NIGHT REGULARS

The Broncos have appeared on **Monday Night Football** at least once in each of the last 16 seasons and are set to play two Monday night games in 2008.

Including 2008 scheduled appearances, Denver's 17-year streak of making at least one appearance on *Monday Night Football* is the longest active streak in the NFL and one that ties for the fourth longest of its kind all-time since the first *Monday Night Football* game was played in 1970.

### SUNDAY NIGHT GAMES

**Overall record: 18-14-0 / Home: 10-6 / Road 8-8**  
(Home team in caps)

DENVER 31, Pittsburgh 28, Oct. 21, 2007  
Seattle 23, DENVER 20, Dec. 3, 2006  
San Diego 35, DENVER 27, Nov. 19, 2006  
DENVER 13, Oakland 3, Oct. 15, 2006  
Denver 17, NEW ENGLAND 7, Sept. 24, 2006  
Oakland 25, DENVER 24, Nov. 28, 2004  
DENVER 34, Kansas City 24, Sept. 12, 2004  
Denver 31, INDIANAPOLIS 17, Dec. 21, 2003  
Indianapolis 23, DENVER 20 (OT), Nov. 24, 2002  
Miami 24, DENVER 22, Oct. 13, 2002  
DENVER 20, Seattle 7, Dec. 9, 2001  
Denver 38, ARIZONA 17, Sept. 23, 2001  
SEATTLE 20, Denver 17, Nov. 14, 1999  
Denver 31, SAN DIEGO 16, Nov. 29, 1998  
Denver 38, SAN DIEGO 28, Nov. 30, 1997  
SAN DIEGO 16, Denver 10, Dec. 22, 1996  
DENVER 27, Tampa Bay 23, Sept. 15, 1996  
PHILADELPHIA 31, Denver 13, Nov. 12, 1995  
Denver 37, NEW ENGLAND 3, Oct. 8, 1995  
DENVER 22, Buffalo 7, Sept. 3, 1995  
San Diego 37, DENVER 34, Sept. 4, 1994  
GREEN BAY 30, Denver 27, Oct. 10, 1993  
DENVER 27, N.Y. Giants 13, Nov. 15, 1992  
DENVER 17, L.A. Raiders 13, Sept. 6, 1992  
DENVER 20, Pittsburgh 13, Nov. 3, 1991  
Denver 13, MINNESOTA 6, Sept. 29, 1991  
SEATTLE 17, Denver 12, Dec. 23, 1990  
MINNESOTA 27, Denver 22, Nov. 4, 1990  
SEATTLE 42, Denver 14, Dec. 11, 1988  
SEATTLE 28, Denver 21, Dec. 13, 1987  
Denver 24, CLEVELAND 14, Sept. 16, 1984  
DENVER 21, Oakland 6, Dec. 3, 1978



### OVERTIME GAMES

**Overall record: 22-15-2 / Home: 11-6-1 / Road: 11-9-1**  
(Home team in caps)

DENVER 22, Minnesota 19, Dec. 30, 2007  
CHICAGO 37, Denver 34, Nov. 25, 2007  
Green Bay 19, DENVER 13, Oct. 29, 2007  
DENVER 23, Oakland 20, Sept. 16, 2007  
San Francisco 26, DENVER 23, Dec. 31, 2006  
DENVER 9, Kansas City 6, Sept. 17, 2006  
Denver 24, DALLAS 21, Nov. 24, 2005  
DENVER 23, Cleveland 20, Dec. 14, 2003  
SAN DIEGO 30, Denver 27, Dec. 1, 2002  
Indianapolis 23, DENVER 20, Nov. 24, 2002  
Denver 37, KANSAS CITY 34, Oct. 20, 2002  
KANSAS CITY 26, Denver 23, Dec. 16, 2001  
DENVER 36, Seattle 30, Dec. 19, 1999  
DENVER 27, Oakland 21, Nov. 22, 1999  
Denver 23, BUFFALO 20, Oct. 26, 1997  
Denver 20, KANSAS CITY 17, Dec. 4, 1994  
N.Y. JETS 25, Denver 22, Sept. 11, 1994  
LOS ANGELES RAIDERS 33, Denver 30, Jan. 2, 1994  
SEATTLE 16, Denver 13, Nov. 30, 1992  
Chicago 16, DENVER 13, Nov. 18, 1990  
DENVER 34, Seattle 31, Sept. 23, 1990  
LOS ANGELES RAIDERS 16, Denver 13, Dec. 3, 1989  
Denver 24, SEATTLE 21, Oct. 22, 1989  
Denver 16, SAN FRANCISCO 13, Oct. 9, 1988  
L.A. Raiders 30, DENVER 27, Sept. 26, 1988  
Denver 17, GREEN BAY (Milw.) 17, Sept. 20, 1987 (T)  
Denver 23, CLEVELAND 20, Jan. 11, 1987\*  
Los Angeles Raiders 17, DENVER 14, Dec. 8, 1985  
LOS ANGELES RAIDERS 31, Denver 28, Nov. 24, 1985  
DENVER 30, San Diego 24, Nov. 17, 1985  
DENVER 13, Seattle 10, Oct. 20, 1985  
Denver 22, LOS ANGELES RAIDERS 19, Oct. 28, 1984  
DENVER 23, Cleveland 20, Nov. 8, 1981  
Denver 20, ATLANTA 17, Sept. 16, 1979  
Denver 20, SEATTLE 17, Oct. 29, 1978  
Denver 23, KANSAS CITY 17, Sept. 24, 1978  
MINNESOTA 12, Denver 9, Sept. 11, 1978  
DENVER 13, San Diego 10, Nov. 30, 1975  
DENVER 35, Pittsburgh 35, Sept. 22, 1974 (T)

\*1986 AFC Championship Game

## BRONCOS RECORD ON HOLIDAYS / AFTER BYE WEEKS

### THANKSGIVING GAMES

**Overall record: 3-7-0 / Home: 0-2 / Road: 3-5**  
(Home team in caps)

KANSAS CITY 19, Denver 10, Nov. 23, 2006  
Denver 24, DALLAS 21, Nov. 24, 2005 (OT)  
Denver 26, DALLAS 24, Nov. 22, 2001  
DETROIT 40, Denver 27, Nov. 22, 1990  
DETROIT 17, Denver 14, Nov. 23, 1978  
Denver 31, DETROIT 27, Nov. 28, 1974  
KANSAS CITY 31, Denver 17, Nov. 27, 1969  
SAN DIEGO 24, Denver 20, Nov. 23, 1967  
Oakland 26, DENVER 10, Nov. 28, 1963  
New York Titans 46, DENVER 45, Nov. 22, 1962

### CHRISTMAS GAMES

**Overall record: 2-0-0 / Home: 0-0 / Road: 2-0**  
(Home team in caps)

Denver 37, TENNESSEE 16, Sat., Dec. 25, 2004  
Denver 17, DETROIT 7, Sat., Dec. 25, 1999

### AFTER THE BYE WEEK

**Overall record: 15-4-0 / Home: 11-2 / Road: 4-2**  
(Home team in caps)

DENVER 31, Pittsburgh 28, Oct. 21, 2007  
DENVER 13, Baltimore 3, Oct. 9, 2006  
Denver 31, OAKLAND 17, Nov. 13, 2005  
Denver 34, NEW ORLEANS 13, Nov. 21, 2004  
DENVER 37, San Diego 8, Nov. 16, 2003  
Oakland 34, DENVER 10, Nov. 11, 2002  
DENVER 23, Oakland 17, Dec. 30, 2001  
Denver 30, NEW YORK JETS 23, Nov. 5, 2000  
Kansas City 16, DENVER 10, Dec. 5, 1999  
DENVER 37, Jacksonville 24, Oct. 25, 1998  
OAKLAND 28, Denver 25, Oct. 19, 1997  
DENVER 45, Baltimore 34, Oct. 20, 1996  
DENVER 38, Arizona 6, Nov. 5, 1995  
Denver 16, SEATTLE 9, Oct. 9, 1994  
DENVER 28, Seattle 17, Oct. 31, 1993  
DENVER 35, Indianapolis 13, Oct. 3, 1993  
DENVER 27, New York Jets 16, Nov. 8, 1992  
DENVER 19, Kansas City 16, Oct. 20, 1991  
MINNESOTA 27, Denver 22, Nov. 4, 1990

*Note: The bye week was introduced by the NFL in 1990. In 1993, the league adjusted the schedule to include two bye weeks per team, but the schedule changed back to one bye per club in 1994.*

## BRONCOS MISCELLANEOUS WON-LOST STATISTICS

### MOST SUCCESSFUL SEASONS (BY CATEGORY)

#### BEST WINNING PERCENTAGE

1998 — .875 (14-2)  
1977 — .857 (12-2)  
2005 — .813 (13-3)  
1996 — .813 (13-3)  
1984 — .813 (13-3)  
1997 — .750 (12-4)  
1991 — .750 (12-4)  
1987 — .700 (10-4-1)  
2000 — .688 (11-5)  
1989 — .688 (11-5)  
1986 — .688 (11-5)  
1985 — .688 (11-5)

#### MOST REGULAR SEASON WINS

1998 — 14 wins (2 losses)  
2005 — 13 wins (3 losses)  
1996 — 13 wins (3 losses)  
1984 — 13 wins (3 losses)  
1997 — 12 wins (4 losses)  
1991 — 12 wins (4 losses)  
1977 — 12 wins (2 losses)  
2000 — 11 wins (5 losses)  
1989 — 11 wins (5 losses)  
1986 — 11 wins (5 losses)  
1985 — 11 wins (5 losses)

### MILESTONE GAMES IN BRONCOS HISTORY (REGULAR SEASON ONLY)

#### 1ST GAME

September 9, 1960, at Boston Patriots (W) 13-10

#### 50TH GAME

November 3, 1963, vs. Buffalo Bills (L) 28-30

#### 100TH GAME

September 10, 1967, at Oakland Raiders (L) 51-0

#### 200TH GAME

October 6, 1974, at Kansas City Chiefs (W) 17-14

#### 300TH GAME

December 21, 1980, at Seattle Seahawks (W) 25-17

#### 400TH GAME

November 29, 1987, at San Diego Chargers (W) 31-17

#### 500TH GAME

January 2, 1994, at Los Angeles Raiders (L) 33-30 OT

#### 600TH GAME

September 24, 2000, vs. Kansas City Chiefs (L) 23-22

#### 700TH GAME

November 5, 2006, at Pittsburgh Steelers (W) 31-20

#### 800TH GAME

Denver's 800th regular-season game will occur in its 12th contest of the 2012 season.

### BRONCOS ALL-TIME RECORD BY THE DAY

REGULAR SEASON				POSTSEASON			
	Home	Road	Total	Home	Road	Neutral	Total
Thu.	0-3-0 (.000)	3-6-0 (.333)	3-9-0 (.250)	—	—	—	—
Fri.	2-0-0 (1.000)	3-4-0 (.429)	5-4-0 (.556)	—	—	—	—
Sat.	6-4-0 (.600)	8-14-1 (.370)	14-18-1 (.439)	5-1 (.833)	0-2 (.000)	—	5-3 (.625)
Sun.	203-109-6 (.648)	128-165-2 (.437)	331-274-8 (.546)	7-2 (.778)	3-6 (.333)	2-4 (.333)	12-12 (.500)
Mon.	20-9-1 (.683)	5-22-0 (.185)	25-31-1 (.447)	—	—	—	—
<b>TOTAL</b>	<b>231-125-7 (.646)</b>	<b>147-211-3 (.411)</b>	<b>378-336-10 (.529)</b>	<b>12-3 (.800)</b>	<b>3-8 (.273)</b>	<b>2-4 (.333)</b>	<b>17-15 (.531)</b>

### BRONCOS ALL-TIME RECORD BY THE MONTH

REGULAR SEASON				POSTSEASON			
	Home	Road	Total	Home	Road	Neutral	Total
Aug.	1-0-0 (1.000)	0-0-0 (.000)	1-0-0 (1.000)	—	—	—	—
Sept.	61-24-2 (.713)	32-44-1 (.422)	93-68-3 (.576)	—	—	—	—
Oct.	65-35-1 (.649)	43-51-1 (.458)	108-86-2 (.556)	—	—	—	—
Nov.	55-42-3 (.565)	48-45-1 (.516)	103-87-4 (.541)	—	—	—	—
Dec.	48-23-1 (.674)	24-68-0 (.261)	72-91-1 (.442)	2-1 (.667)	0-4 (.000)	—	2-5 (.286)
Jan.	1-1-0 (.500)	0-3-0 (.000)	1-4-0 (.200)	10-2 (.833)	3-4 (.429)	2-4 (.333)	15-10 (.600)
<b>TOTAL</b>	<b>231-125-7 (.646)</b>	<b>147-211-3 (.411)</b>	<b>378-336-10 (.529)</b>	<b>12-3 (.800)</b>	<b>3-8 (.273)</b>	<b>2-4 (.333)</b>	<b>17-15 (.531)</b>

### BRONCOS ALL-TIME RECORD BY THE DECADE

REGULAR SEASON				POSTSEASON			
	Home	Road	Total	Home	Road	Neutral	Total
<b>1960s</b>	24-43-3 (.364)	15-54-1 (.221)	39-97-4 (.293)	—	—	—	—
<b>1970s</b>	43-25-4 (.625)	32-39-1 (.451)	75-64-5 (.538)	2-0 (1.000)	0-2 (.000)	0-1 (.000)	2-3 (.400)
<b>1980s</b>	58-19-0 (.753)	35-39-1 (.473)	93-58-1 (.615)	5-1 (.833)	1-1 (.500)	0-3 (.000)	6-5 (.545)
<b>1990s</b>	60-20-0 (.750)	34-46-0 (.425)	94-66-0 (.588)	4-1 (.800)	2-2 (.500)	2-0 (1.000)	8-3 (.727)
<b>2000s</b>	46-18-0 (.719)	31-33-0 (.484)	77-51-0 (.602)	1-1 (.500)	0-3 (.000)	0-0 (.000)	1-4 (.200)
<b>TOTAL</b>	<b>231-125-7 (.646)</b>	<b>147-211-3 (.411)</b>	<b>378-336-10 (.529)</b>	<b>12-3 (.800)</b>	<b>3-8 (.273)</b>	<b>2-4 (.333)</b>	<b>17-15 (.531)</b>

### BRONCOS ALL-TIME SEASON OPENERS

*Overall record: 30-17-1 / Home: 23-6-1 / Road: 7-11*

Year (Date)	W/L	Result	Year (Date)	W/L	Result
1960 (9/9)	W	Denver 13, @Boston 10	1984 (9/2)	W	@Denver 20, Cincinnati 17
1961 (9/10)	W	Denver 22, @Buffalo 10	1985 (9/8)	L	@L.A. Rams 20, Denver 16
1962 (9/7)	W	@Denver 30, San Diego 21	1986 (9/7)	W	@Denver 38, L.A. Raiders 36
1963 (9/7)	L	Kansas City 59, @Denver 7	1987 (9/13)	W	@Denver 40, Seattle 17
1964 (9/12)	L	@N.Y. Jets 30, Denver 6	1988 (9/4)	L	Seattle 21, @Denver 14
1965 (9/11)	L	@San Diego 34, Denver 31	1989 (9/10)	W	@Denver 34, Kansas City 20
1966 (9/3)	L	@Houston 45, Denver 7	1990 (9/9)	L	@L.A. Raiders, 14, Denver 9
1967 (9/3)	W	@Denver 26, Boston 21	1991 (9/1)	W	@Denver 45, Cincinnati 14
1968 (9/15)	L	@Cincinnati 24, Denver 10	1992 (9/6)	W	@Denver 17, L.A. Raiders 13
1969 (9/14)	W	@Denver 35, Boston 7	1993 (9/5)	W	Denver 26, @N.Y. Jets 20
1970 (9/20)	W	Denver 25, @Buffalo 10	1994 (9/4)	L	San Diego 37, @Denver 34
1971 (9/19)	T	@Denver 10, Miami 10	1995 (9/3)	W	@Denver 22, Buffalo 7
1972 (9/17)	W	@Denver 30, Houston 17	1996 (9/1)	W	@Denver 31, N.Y. Jets 6
1973 (9/16)	W	@Denver 28, Cincinnati 10	1997 (8/31)	W	@Denver 19, Kansas City 3
1974 (9/15)	L	L.A. Rams 17, @Denver 10	1998 (9/7)	W	@Denver 27, New England 21
1975 (9/21)	W	@Denver 37, Kansas City 33	1999 (9/13)	L	Miami 38, @Denver 21
1976 (9/12)	L	@Cincinnati 17, Denver 7	2000 (9/4)	L	@St. Louis 41, Denver 36
1977 (9/18)	W	@Denver 7, St. Louis 0	2001 (9/10)	W	@Denver 31, NYG 20
1978 (9/3)	W	@Denver 14, Oakland 6	2002 (9/8)	W	@Denver 23, St. Louis 16
1979 (9/2)	W	@Denver 10, Cincinnati 0	2003 (9/7)	W	Denver 30, @Cincinnati 10
1980 (9/7)	L	@Philadelphia 27, Denver 6	2004 (9/12)	W	@Denver 34, Kansas City 24
1981 (9/6)	W	@Denver 9, Oakland 7	2005 (9/11)	L	@Miami 34, Denver 10
1982 (9/12)	L	San Diego 23, @Denver 3	2006 (9/10)	L	@St. Louis 18, Denver 10
1983 (9/4)	W	Denver 14, @Pittsburgh 10	2007 (9/9)	W	Denver 15, @Buffalo 14



## YEAR-BY-YEAR FINAL STATISTICS



## 2007 FINAL STATISTICS (7-9)

Head Coach: Mike Shanahan AFC West: 2nd Home Stadium: INVESCO Field at Mile High

Date	W-L	Score	Opponent	Attendance	RUSHING	No.	Yds.	Avg.	Long	TD
Sept 9	W	15-14	at Buffalo	71,132	Young	140	729	5.2	50	1
Sept 16	W	23-20	Oakland (OT)	76,784	Henry	167	691	4.1	33	4
Sept 23	L	14-23	Jacksonville	76,463	Hall	44	216	4.9	62t	2
Sept 30	L	20-38	at Indianapolis	57,274	Cutler	44	205	4.7	31	1
Oct 7	L	3-41	San Diego	76,879	Sapp	18	59	3.3	12	2
Oct 21	W	31-28	Pittsburgh	77,038	Marshall	5	57	11.4	24	0
Oct 29	L	13-19	Green Bay (OT)	77,160	Ramsey	2	6	3.0	4	0
Nov 4	L	7-44	at Detroit	60,783	Bell	6	3	0.5	3	0
Nov 11	W	27-11	at Kansas City	77,368	Walker	2	-3	-1.5	-1	0
Nov 19	W	34-20	Tennessee	76,590	Stokley	1	-6	-6.0	-6	0
Nov 25	L	34-37	at Chicago (OT)	62,148	Jacobs LG	1	-8	-8.0	-8	0
Dec 2	L	20-34	at Oakland	61,990	<b>BRONCOS</b>	<b>429</b>	<b>1957</b>	<b>4.6</b>	<b>62t</b>	<b>10</b>
Dec 9	W	41-7	Kansas City	75,895	<b>OPPONENTS</b>	<b>501</b>	<b>2282</b>	<b>4.6</b>	<b>74t</b>	<b>14</b>
Dec 13	L	13-31	at Houston	70,747	<b>RECEIVING</b>	<b>No.</b>	<b>Yds.</b>	<b>Avg.</b>	<b>Long</b>	<b>TD</b>
Dec 24	L	3-23	at San Diego	65,477	Marshall	102	1325	13.0	68t	7
Dec 30	W	22-19	Minnesota (OT)	76,084	Scheffler	49	549	11.2	41	5

TEAM STATISTICS	Den	Opp
TOTAL FIRST DOWNS	305	306
Rushing	96	119
Passing	187	168
Penalty	22	19
3RD DOWN: MADE/ATT	80/198	91/213
3rd Down Pct.	40.4	42.7
4TH DOWN: MADE/ATT	7/22	10/13
4th Down Pct.	31.8	76.9
POSSESSION AVG.	29.09	30.51
TOTAL NET YARDS	5541	5376
Avg. Per Game	346.3	336.0
Total Plays	976	992
Avg. Per Play	5.7	5.4
NET YARDS RUSHING	1957	2282
Avg. Per Game	122.3	142.6
Total Rushes	429	501
NET YARDS PASSING	3584	3094
Avg. Per Game	224.0	193.4
Sacked/Yards Lost	32/175	33/203
Gross Yards	3759	3297
Att./Completions	515/326	458/279
Completion Pct.	63.3	60.9
Had Intercepted	15	14
PUNTS/AVERAGE	60/43.8	60/43.9
NET PUNTING AVG.	60/36.3	60/38.7
PENALTIES/YARDS	90/610	82/628
FUMBLES/BALL LOST	30/14	34/16
TOUCHDOWNS	34	46
Rushing	10	14
Passing	21	25
Returns	3	7

SCORE BY PERIODS	1	2	3	4	OT	PTS
<b>BRONCOS</b>	75	89	94	56	6	320
<b>OPPONENTS</b>	68	103	114	115	9	409

SCORING	TD	Ru	Pa	Ret	ATT	FG	S	PTS
Elam	0	0	0	0	33/33	27/31	0	114
Marshall	7	0	7	0			0	42
Scheffler	5	0	5	0			0	30
Stokley	5	0	5	0			0	30
Henry	4	4	0	0			0	24
Sapp	3	2	1	0			0	18
Graham	2	0	2	0			0	12
Hall	2	2	0	0			0	12
Crowder	1	0	0	1			0	6
Cutler	1	1	0	0			0	6
Jackson	1	0	1	0			0	6
Jacobs LG	1	0	1	0			0	6
Martinez	1	0	0	1			0	6
Webster	1	0	0	1			0	6
Young	1	1	0	0			0	6
Prater LG	0	0	0	0	1/1	1/4	0	4
<b>BRONCOS</b>	<b>34</b>	<b>10</b>	<b>21</b>	<b>3</b>	<b>33/33</b>	<b>27/31</b>	<b>1</b>	<b>320</b>
<b>OPPONENTS</b>	<b>46</b>	<b>14</b>	<b>25</b>	<b>7</b>	<b>42/42</b>	<b>27/33</b>	<b>2</b>	<b>409</b>

2-PT. CONVERSIONS: BRONCOS 0-1, OPPONENTS 3-3

**SACKS:** Dumervil 12.5, Crowder 4, Mallard LG 3.5, Mallard TM 3.5, McKinley 2.5, Gold 2, (Group) 2, Bly 1, Engelberger 1, Lynch 1, Moss 1, Peterson 1, Williams 1, Winborn 0.5, **BRONCOS 33.0, OPPONENTS 32.0**

**FUM/LOST:** Cutler 11/4, Henry 3/1, Marshall 3/1, Martinez 3/1, Clark (TM) 2/2, Ramsey 2/1, Young 2/1, Bell 1/1, Hall 1/0, Hixon (TM) 1/1, Scheffler 1/1

PASSING	Att	Cmp	Yds	Cmp%	Yds/Att	TD	TD%	Int	Int%	Long	Sack/Lost	Rating
Cutler	467	297	3497	63.6	7.49	20	4.3	14	3.0	68t	27/153	88.1
Ramsey	48	29	262	60.4	5.46	1	2.1	1	2.1	21	3/13	73.4
Marshall	0	0	0	—	—	0	—	0	—	—	2/9	—
<b>BRONCOS</b>	<b>515</b>	<b>326</b>	<b>3759</b>	<b>63.3</b>	<b>7.30</b>	<b>21</b>	<b>4.1</b>	<b>15</b>	<b>2.9</b>	<b>68t</b>	<b>32/175</b>	<b>86.7</b>
<b>OPPONENTS</b>	<b>458</b>	<b>279</b>	<b>3297</b>	<b>60.9</b>	<b>7.20</b>	<b>25</b>	<b>5.5</b>	<b>14</b>	<b>3.1</b>	<b>82t</b>	<b>33/203</b>	<b>88.3</b>

## 2007 DEFENSIVE STATS

(based on coaches' film review)

	TT	UT	A	S-YDS	I-YDS	PD	FF	FR
1 Williams	170	121	49	1-14	1-0	4	3	2
2 Webster	100	77	23	0-0	0-0	1	1	1
3 Bailey	81	68	13	0-0	3-3	14	0	0
Gold	81	62	19	2-8	1-6	8	1	2
5 Lynch	62	48	14	1-11	0-0	3	0	0
6 Engelberger	59	40	19	1-8	0-0	2	1	0
7 Bly	57	42	15	1-11	5-71	16	0	0
Ferguson	57	45	12	0-0	0-0	1	1	0
9 Dumervil	56	43	13	12.5-62.5	1-27	7	4	3
10 Abdullah	48	40	8	0-0	0-0	7	1	1
11 Foxworth	42	32	10	0-0	0-0	4	1	0
12 Thomas	30	17	13	0-0	1-2	1	0	1
13 McKinley	28	16	12	2.5-12.5	0-0	0	0	0
14 Winborn	24	21	3	0.5-4.5	0-0	3	0	0
15 Grouder	22	18	4	4-39	0-0	0	1	2
16 J. Mallard	20	15	5	3.5-7.5	0-0	1	1	0
17 Adams	17	8	9	0-0	0-0	1	1	0
18 Gordon	16	9	7	0-0	0-0	0	0	0
19 Paymah	15	14	1	0-0	2-0	6	0	0
20 Moss	14	7	7	1-7	0-0	0	1	0
21 Peterson	13	10	3	1-8	0-0	2	0	0
22 Rice	11	6	5	0-0	0-0	2	0	0
23 Shoaate	9	7	2	0-0	0-0	0	0	0
24 Burton	8	5	3	0-0	0-0	0	0	0
25 S. Harris	6	2	4	0-0	0-0	0	0	1
26 Cox	4	2	2	0-0	0-0	0	0	1
27 Team	2	2	0	2-10	0-0	0	0	0
<b>TOTALS</b>	<b>1052</b>	<b>777</b>	<b>275</b>	<b>33-203</b>	<b>14-105</b>	<b>83</b>	<b>17</b>	<b>14</b>

## 2007 GAMES STARTED

OFFENSE	DEFENSE
QB Cutler, Jay	16 DE Crowder, Tim
RB Hall, Andre	1 DE Dumervil, Elvis
RB Henry, Travis	7 DE Engelberger, John
RB Young, Selvin	8 DE Moss, Jarvis
FB Sapp, Cecil	1 DE Rice, Simeon
WR Marshall, Brandon	8 DT Adams, Sam
WR Martinez, Glenn	16 DT Gordon, Amon
WR Stokley, Brandon	1 DT McKinley, Alvin
WR Walker, Javon	9 DT Thomas, Marcus
TE Graham, Daniel	5 LB Gold, Ian
TE Jackson, Nate	15 LB Webster, Nate
TE Mustard, Chad	1 LB Williams, D.J.
TE Scheffler, Tony	2 LB Winborn, Jamie
C/G Myers, Chris	7 CB Bailey, Champ
C Nalen, Tom	16 CB Bly, Dré
T Lepsis, Matt	5 CB Paymah, Karl
T Pears, Erik	16 DB Foxworth, Domonique
G Holland, Montrae	16 S Abdullah, Hamza
G Kuper, Chris	16 S Ferguson, Nick
	11 S Lynch, John

## 2007 COACHES

Mike Shanahan (Head Coach), Jim Bates (Asst. Head Coach/Defense), Mike Heimerdinger (Asst. Head Coach/DBs), Rick Dennison (Offensive Coordinator/OL), Bob Stovick (Defensive Coordinator/DBs), Scott O'Brien (Special Teams Coordinator), Steve Watson (Associate Head Coach), Joe Baker (Linebackers), Jeremy Bates (Wide Receivers/Quarterbacks), Ronnie Bradford (Asst. Def. Backs), Jacob Burney (Defensive Line), Keith Burns (Spec. Tms. Asst.), Dwayne Chandler (Asst. Strength & Conditioning), Charlie Jackson (Defensive Asst.), Bill Johnson (Defensive Line), Pat McPherson (Tight Ends), Jim Ryan (Offensive Asst.), Greg Saporta (Asst. Strength & Conditioning), Ryan Slowik (Spec. Tms. Asst.), Bobby Turner (Running Backs), Rich Tulen (Strength & Conditioning).

## 2007 LEADERS / RANKINGS

INDIVIDUAL	PLAYER	NO.	AFC RANK	NFL RANK	NFL LEADER	NO.
Points	Elam	114	9	16	Crosby (GB)	141
Rushing Yards	Young	729	15	27	Tomlinson (SD)	1,474
Passing Yards	Cutler	3,497	5	10	Brady (NE)	4,806
Passer Rating	Cutler	88.1	5	12	Brady (NE)	117.2
Receiving Yards	Marshall	1,325	4	6	Wayne (IND)	1,510
Receptions	Marshall	102	5	5	Hoshmandzadeh (CHI/Welk)	112
Interceptions	Bly	5	6t	9t	Cromartie (SD)	10
Sacks	Dumervil	12.5	3t	6t	Allen (KC)	15.5

OFFENSE	NO.	AFC RANK	NFL RANK	NFL LEADER	NO.
Points Per Game	20.0	9	21	New England	36.8
Total Yards Per Game	346.3	6	11	New England	411.3
Yards Per Play	5.7	2	4	New England	6.2
Rushing Yards Per Game	122.3	6	9	Minnesota	164.6
Net Passing Yards Per Game	224.0	6	13	New England	295.7

DEFENSE	NO.	AFC RANK	NFL RANK	NFL LEADER	NO.
Points Per Game	25.6	15	28	Indianapolis	16.4
Total Yards Per Game	336.0	10	19	Pittsburgh	266.4
Yards Per Play	5.4	11	22	Tampa Bay	4.6
Rushing Yards Per Game	142.6	14	30	Minnesota	74.1
Net Passing Yards Per Game	193.4	6	7	Tampa Bay	170.5

## 2007 NFL STANDINGS

AFC EAST	W	L	T	Pct	PF	PA
Team						
*yz-New England	16	0	0	1.000	589	274
Buffalo	7	9	0	.438	252	354
New York Jets	4	12	0	.250	268	355
Miami	1	15	0	.063	267	437

AFC NORTH	W	L	T	Pct	PF	PA
Team						
y-Pittsburgh	10	6	0	.625	393	269
Cleveland	10	6	0	.625	402	382
Cincinnati	7	9	0	.438	380	385
Baltimore	5	11	0	.313	275	384

AFC SOUTH	W	L	T	Pct	PF	PA
Team						
yz-Indianapolis	13	3	0	.813	450	262
x-Jacksonville	11	5	0	.688	411	304
x-Tennessee	10	6	0	.625	301	297
Houston	8	8	0	.500	379	384

AFC WEST	W	L	T	Pct	PF	PA
Team						
y-San Diego	11	5	0	.688	412	284
Denver	7	9	0	.438	320	409
Kansas City	4	12	0	.250	226	335
Oakland	4	12	0	.250	283	398

NFC EAST	W	L	T	Pct	PF	PA
Team						
*yz-Dallas	13	3	0	.813	455	325
x-New York Giants	10	6	0	.625	373	351
x-Washington	9	7	0	.563	334	310
Philadelphia	8	8	0	.500	336	300

NFC NORTH	W	L	T	Pct	PF	PA
Team						
yz-Green Bay	13	3	0	.813	435	291
Minnesota	8	8	0	.500	365	311
Detroit	7	9	0	.438	346	444
Chicago	7	9	0	.438	334	348

NFC SOUTH	W	L	T	Pct	PF	PA
Team						
y-Tampa Bay	9	7	0	.563	334	270
Carolina	7	9	0	.438	267	347
New Orleans	7	9	0	.438	379	388</

## 2006 FINAL STATISTICS (9-7)

Head Coach: Mike Shanahan AFC West: 3rd Home Stadium: INVESCO Field at Mile High

Date	W-L	Score	Opponent	Attendance	RUSHING	No.	Yds.	Avg.	Long	TD
Sept 10	L	10-18	at St. Louis	65,577	T. Bell	233	1025	4.4	51	2
Sept 17	W	9-6	Kansas City (OT)	76,786	M. Bell	157	677	4.3	48	8
Sept 24	W	17-7	at New England	68,756	Walker	9	123	13.7	72t	1
Oct 9	W	13-3	Baltimore	76,355	Plummer	36	112	3.1	19	1
Oct 15	W	13-3	Oakland	76,691	Sapp	10	80	8.0	28	0
Oct 22	W	17-7	at Cleveland	73,024	Nash	18	66	3.7	26	0
Oct 29	L	31-34	Indianapolis	76,767	Johnson	5	30	6.0	15	0
Nov 5	W	31-20	at Pittsburgh	64,661	Cutler	12	18	1.5	9	0
Nov 12	W	17-13	at Oakland	62,094	Marshall	2	12	6.0	6	0
Nov 19	L	27-35	San Diego	76,723	Cobbs	3	9	3.0	3	0
Nov 23	L	10-19	at Kansas City	79,484	Scheffler	1	2	2.0	2	0
Dec 3	L	20-23	Seattle	76,146	Elam	1	2	2.0	2	0
Dec 10	L	20-48	at San Diego	67,514	Smith	1	-5	-5.0	-5	0
Dec 17	W	37-20	at Arizona	63,845	<b>BRONCOS</b>	<b>488</b>	<b>2152</b>	<b>4.4</b>	<b>72t</b>	<b>12</b>
Dec 24	W	24-23	Cincinnati	75,759	<b>OPPONENTS</b>	<b>447</b>	<b>1813</b>	<b>4.1</b>	<b>41</b>	<b>13</b>
Dec 31	L	23-26	San Francisco (OT)	75,555	<b>RECEIVING</b>	<b>No.</b>	<b>Yds.</b>	<b>Avg.</b>	<b>Long</b>	<b>TD</b>

TEAM STATISTICS	Den	Opp
TOTAL FIRST DOWNS	285	291
Rushing	106	97
Passing	151	183
Penalty	28	11
3RD DOWN: MADE/ATT	78/211	81/221
3rd Down Pct.	37.0	36.7
4TH DOWN: MADE/ATT	7/13	5/14
4th Down Pct.	53.8	35.7
POSSESSION AVG.	29:50	30:10
TOTAL NET YARDS	4951	5223
Avg. Per Game	309.4	326.4
Total Plays	973	1020
Avg. Per Play	5.1	5.1
NET YARDS RUSHING	2152	1813
Avg. Per Game	134.5	113.3
Total Rushes	488	447
NET YARDS PASSING	2799	3410
Avg. Per Game	174.9	213.1
Sacked/Yards Lost	31/196	35/202
Gross Yards	2995	3612
Att./Completions	454/256	538/327
Completion Pct.	56.4	60.8
Had Intercepted	18	17
PUNTS/AVERAGE	80/41.7	74/43.8
NET PUNTING AVG.	80/36.6	74/37.9
PENALTIES/YARDS	67/478	97/785
FUMBLES/BALL LOST	29/12	28/13
TOUCHDOWNS	34	29
Rushing	12	13
Passing	20	13
Returns	2	3

SCORE BY PERIODS	1	2	3	4	OT	PTS
BRONCOS	44	110	75	87	3	319
OPPONENTS	47	82	64	109	3	305

SCORING	TD	Ru	Pa	Ret	PAT	FG	S	PTS
Elam	0	0	0	0	34/34	27/29	0	115
Walker	9	1	8	0	0	0	0	54
M. Bell	8	8	0	0	0	0	0	48
Scheffler	4	0	4	0	0	0	0	24
Smith	3	0	3	0	0	0	0	18
Alexander	2	0	2	0	0	0	0	12
T. Bell	2	2	0	0	0	0	0	12
Marshall	2	0	2	0	0	0	0	12
Bailey	1	0	0	1	0	0	0	6
Johnson	1	0	1	0	0	0	0	6
Plummer	1	1	0	0	0	0	0	6
Da. Williams	1	0	0	1	0	0	0	6
<b>BRONCOS</b>	<b>34</b>	<b>12</b>	<b>20</b>	<b>2</b>	<b>34/34</b>	<b>27/29</b>	<b>0</b>	<b>319</b>
<b>OPPONENTS</b>	<b>29</b>	<b>13</b>	<b>13</b>	<b>3</b>	<b>27/27</b>	<b>34/42</b>	<b>0</b>	<b>305</b>

2-PT. CONVERSIONS: BRONCOS 0-0, OPPONENTS 1-2

SACKS: Dumervil 8.5, Ekuban 7, Lang 6, Chukwurah 4.5, Warren 2.5, M. Myers 2, Veal 1.5, Engelberger 1, D.J. Williams 1, Wilson 1, **BRONCOS 35.0, OPPONENTS 31.0**

PASSING	Att	Cmp	Yds	Cmp%	Yds/Att	TD	TD%	Int	Int%	Long	Sack/Lost	Rating
Plummer	317	175	1994	55.2	6.29	11	3.5	13	4.1	83t	18/111	68.8
Cutler	137	81	1001	59.1	7.31	9	6.6	5	3.6	71t	13/85	88.5
<b>BRONCOS</b>	<b>454</b>	<b>256</b>	<b>2995</b>	<b>56.4</b>	<b>6.60</b>	<b>20</b>	<b>4.4</b>	<b>18</b>	<b>4.0</b>	<b>83t</b>	<b>31/196</b>	<b>74.7</b>
<b>OPPONENTS</b>	<b>538</b>	<b>327</b>	<b>3612</b>	<b>60.8</b>	<b>6.71</b>	<b>13</b>	<b>2.4</b>	<b>17</b>	<b>3.2</b>	<b>63</b>	<b>35/202</b>	<b>75.6</b>

## 2006 DEFENSIVE STATS

(based on coaches' film review)

	TT	UT	A	S-YDS	I-YDS	PD	FF	FR
1 Wilson	113	88	25	1-5	0-0	6	1	0
2 Gold	101	77	24	0-0	0-0	4	1	0
3 Bailey	98	84	14	0-0	10-162	30	0	1
4 Lynch	97	64	33	0-0	0-0	5	2	1
5 Da. Williams	89	79	10	0-0	4-37	16	1	1
6 D.J. Williams	86	69	17	1-8	0-0	3	2	0
7 Myers	80	51	29	2-3	0-0	2	1	2
8 Ekuban	78	61	17	7-45.5	0-0	2	1	0
9 Foxworth	58	47	11	0-0	1-45	12	1	0
10 Engelberger	55	37	18	1-4	0-0	4	2	1
11 Lang	51	39	12	6-34	0-0	1	1	0
12 Warren	51	32	19	2.5-12	0-0	2	0	0
13 Veal	39	25	14	1.5-14	0-0	2	0	0
14 Ferguson	36	28	8	0-0	1-0	5	1	0
15 Chukwurah	20	11	9	4.5-20	0-0	1	0	0
16 Dumervil	19	15	4	8.5-56.5	0-0	0	2	3
17 Brandon	15	9	6	0-0	0-0	1	1	0
18 Paymah	14	14	0	0-0	0-0	2	0	0
19 Webster	13	7	6	0-0	0-0	0	0	0
20 Cox	11	10	1	0-0	1-0	5	0	1
21 Abdullah	4	3	1	0-0	0-0	0	0	0
22 Burns	2	1	1	0-0	0-0	0	0	0
Peterson	2	1	1	0-0	0-0	0	0	0
24 Burton	1	0	1	0-0	0-0	0	0	0
Green	1	1	0	0-0	0-0	0	0	0
<b>TOTALS</b>	<b>1134</b>	<b>853</b>	<b>281</b>	<b>35-202</b>	<b>17-244</b>	<b>103</b>	<b>17</b>	<b>10</b>

## 2006 GAMES STARTED

OFFENSE		DEFENSE	
QB Cutler, Jay	5	DE Ekuban, Ebenezer	15
QB Plummer, Jake	11	DE Engelberger, John	1
RB Bell, Mike	3	DE Lang, Kenard	16
RB Bell, Tatum	13	DT Myers, Michael	16
FB Johnson, Kyle	7	DT Veal, Demetris	1
FB Sapp, Cecil	1	DT Warren, Gerard	15
WR Marshall, Brandon	1	LB Gold, Ian	15
WR Smith, Rod	16	LB Webster, Nate	2
WR Walker, Javon	16	LB Williams, D.J.	15
TE Alexander, Stephen	14	LB Wilson, Al	15
TE Mustard, Chad	4	CB Bailey, Champ	16
TE Scheffler, Tony	5	CB Williams, Darrent	14
C Nalen, Tom	16	CB Foxworth, Dominique	5
T Foster, George	13	S Cox, Curome	4
T Lepsis, Matt	6	S Ferguson, Nick	10
T Meadows, Adam	3	S Lynch, John	16
T Pears, Erik	10		
G Carlisle, Cooper	16		
G Hamilton, Ben	16		

## 2006 COACHES

Mike Shanahan (Head Coach), Mike Heimerdinger (Asst. Head Coach), Rick Dennison (Offensive Coordinator), Larry Coyer (Defensive Coordinator), Jeremy Bates (Offensive Asst.), Chip Beake (Quality Control), Ronnie Bradford (Special Teams), Tim Brewster (Tight Ends), Jacob Burrey (Defensive Line/Ends), Kirk Doll (Linebackers), Thomas McGaughey (Special Teams Asst.), Pat McPherson (Quarterbacks), Andre Patterson (Defensive Line/Tackles), Jim Ryan (Defensive Asst.), Greg Saporta (Asst. Strength & Conditioning), Bob Slowik (Defensive Backs), Ryan Slowik (Defensive Asst.), Cedric Smith (Asst. Strength & Conditioning), Jimmy Spencer (Asst. Defensive Backs), Bobby Turner (Running Backs), Rich Tulen (Strength & Conditioning), Steve Watson (Wide Receivers).

## 2006 LEADERS / RANKINGS

INDIVIDUAL	PLAYER	NO.	AFC RANK	NFL RANK	NFL LEADER	NO.
Points	Elam	115	5t	10t	Tomlinson (SD)	186
Rushing Yards	T. Bell	1,025	9	22	Tomlinson (SD)	1,815
Passing Yards	Plummer	1,994	13	27	Brees (NO)	4,418
Passer Rating	Plummer	68.8	13	28	Manning (IND)	101.0
Receiving Yards	Walker	1,084	7	15	C. Johnson (CIN)	1,369
Receptions	Walker	69	14	28t	A. Johnson (HOU)	103
Interceptions	Bailey	10	11	1t	Bailey (DEN)/Samuel (NE)	10
Sacks	Dumervil	8.5	15t	22t	Merriman (SD)	17.0

OFFENSE	NO.	AFC RANK	NFL RANK	NFL LEADER	NO.
Points Per Game	19.9	10	17	San Diego	30.8
Total Yards Per Game	309.4	10	21	New Orleans	391.5
Yards Per Play	5.1	9	18	Philadelphia	6.2
Rushing Yards Per Game	134.5	4	8	Atlanta	183.7
Net Passing Yards Per Game	174.9	12	25	New Orleans	281.4

DEFENSE	NO.	AFC RANK	NFL RANK	NFL LEADER	NO.
Points Per Game	19.1	7	8t	Baltimore	12.6
Total Yards Per Game	326.4	8	14	Baltimore	264.1
Yards Per Play	5.1	8	12	Baltimore	4.5
Rushing Yards Per Game	113.3	7	12	Minnesota	61.6
Net Passing Yards Per Game	213.1	13	21	Oakland	150.8

## 2006 NFL STANDINGS

AFC EAST	W	L	T	Pct	PF	PA
Team						
y-New England	12	4	0	.750	385	237
x-New York Jets	10	6	0	.625	316	295
Buffalo	7	9	0	.438	300	311
Miami	6	10	0	.375	260	283

AFC NORTH	W	L	T	Pct	PF	PA
Team						
yz-Baltimore	13	3	0	.813	353	201
Cincinnati	8	8	0	.500	373	331
Pittsburgh	8	8	0	.500	353	315
Cleveland	4	12	0	.250	238	356

AFC SOUTH	W	L	T	Pct	PF	PA
Team						
y-Indianapolis	12	4	0	.750	427	360
Tennessee	8	8	0	.500	324	400
Jacksonville	8	8	0	.500	371	274
Houston	6	10	0	.375	267	366

AFC WEST	W	L	T	Pct	PF	PA
Team						
*yz-San Diego	14	2	0	.875	492	303
x-Kansas City	9	7	0	.563	331	315
Denver	9	7	0	.563	319	305
Oakland	2	14	0	.125	168	332

NFC EAST	W	L	T	Pct	PF	PA
Team						
y-Philadelphia	10	6	0	.625	398	328
x-Dallas	9	7	0	.563	425	350
x-New York Giants	8	8	0	.500	355	362
Washington	5	11	0	.313	307	376

NFC NORTH	W	L	T	Pct	PF	PA
Team						
*yz-Chicago	13	3	0	.813	427	255
Green Bay	8	8	0	.500	301	366
Minnesota	6	10	0	.375	282	327
Detroit	3	13	0	.188	305	398

NFC SOUTH	W	L	T	Pct	PF	PA
Team						
yz-New Orleans	10	6	0	.625	413	322
Carolina	8	8	0	.500	270	305
Atlanta	7	9	0	.438	292	328
Tampa Bay	4	12	0	.250	211	353

NFC WEST	W	L	T	Pct	PF	PA
Team						
y-Seattle	9	7	0	.563	335	341
St. Louis	8	8	0	.500	367	381
San Francisco	7	9	0	.438	298	412
Arizona	5	11	0	.313	314	389

x - Playoffs; y - Division Title; z - First-round Bye; \* - Home-field Advantage

## WILD CARD PLAYOFF GAMES

1/6 - at Indianapolis 23, Kansas City 8  
1/6 - at Seattle 21, Dallas 20  
1/7 - at New England 37, New York Jets 16  
1/7 - at Philadelphia 23, New York Giants 20

## DIVISIONAL PLAYOFF GAMES

1/13 - Indianapolis 15, at Baltimore 6  
1/13 - at New Orleans 27, Philadelphia 24  
1/14 - at Chicago 27, Seattle 24 (OT)  
1/14 - New England 24, at San Diego 21

## CONFERENCE CHAMPIONSHIPS

1/21 - at Chicago 39, New Orleans 14  
1/21 - at Indianapolis 38, New England 34

## SUPER BOWL XLI (SOUTH FLORIDA)

2/4 - Indianapolis 29, Chicago 17



## 2005 FINAL STATISTICS (13-3)

Head Coach: Mike Shanahan AFC West: 1st Home Stadium: INVESCO Field at Mile High

Date	W-L	Score	Opponent	Attendance	RUSHING	No.	Yds.	Avg.	Long	TD
Sept 11	L	10-34	at Miami	72,324	M. Anderson	239	1014	4.2	44t	12
Sept 18	W	20-17	San Diego	75,310	Bell	173	921	5.3	68	8
Sept 26	W	30-10	Kansas City	76,381	Dayne	53	270	5.1	55	1
Oct 2	W	20-7	at Jacksonville	66,045	Plummer	46	151	3.3	22	2
Oct 9	W	21-19	Washington	75,880	Lelie	5	84	16.8	39	0
Oct 16	W	28-20	New England	76,571	Van Pelt	11	48	4.4	11	1
Oct 23	L	23-24	at New York Giants	78,516	Sapp	5	21	4.2	10	0
Oct 30	W	49-21	Philadelphia	76,530	Adams	5	14	2.8	13	0
Nov 13	W	31-17	at Oakland	62,779	Johnson	4	9	2.3	4	1
Nov 20	W	27-0	New York Jets	76,255	Smith	1	7	7.0	7	0
Nov 24	W	24-21	at Dallas (OT)	63,273	<b>BRONCOS</b>	<b>542</b>	<b>2539</b>	<b>4.7</b>	<b>68</b>	<b>25</b>
Dec 4	L	27-31	at Kansas City	78,261	<b>OPPONENTS</b>	<b>344</b>	<b>1363</b>	<b>4.0</b>	<b>61</b>	<b>10</b>
Dec 11	W	12-10	Baltimore	75,651						
Dec 17	W	28-17	at Buffalo	71,887	RECEIVING	No.	Yds.	Avg.	Long	TD
Dec 24	W	22-3	Oakland	76,212	Smith	85	1105	13.0	72	6
Dec 31	W	23-7	at San Diego	65,513	Lelie	42	770	18.3	56	1

TEAM STATISTICS	Den	Opp
TOTAL FIRST DOWNS	330	295
Rushing	145	82
Passing	162	183
Penalty	23	30
3RD DOWN: MADE/ATT	76/210	76/207
3rd Down Pct.	36.2	36.7
4TH DOWN: MADE/ATT	14/19	10/19
4th Down Pct.	73.7	52.6
POSSESSION AVG.	32:37	27:23
TOTAL NET YARDS	5766	5006
Avg. Per Game	360.4	312.9
Total Plays	1030	985
Avg. Per Play	5.6	5.1
NET YARDS RUSHING	2539	1363
Avg. Per Game	158.7	85.2
Total Rushes	542	344
NET YARDS PASSING	3227	3643
Avg. Per Game	201.7	227.7
Sacked/Yards Lost	23/146	28/190
Gross Yards	3373	3833
Att./Completions	465/279	613/344
Completion Pct.	60.0	56.1
Had Intercepted	7	20
PUNTS/AVERAGE	73/43.2	81/44.9
NET PUNTING AVG.	73/38.0	81/38.2
PENALTIES/YARDS	97/756	139/989
FUMBLES/BALL LOST	19/9	29/16
TOUCHDOWNS	46	31
Rushing	25	10
Passing	18	20
Returns	3	1

SCORE BY PERIODS	1	2	3	4	OT	PTS
BRONCOS	81	143	83	85	3	395
OPPONENTS	44	61	37	116	0	258

SCORING	TD	Ru	Pa	Ret	PAT	FG	S	PTS
Elam	0	0	0	0	43/44	24/32	0	115
M. Anderson	13	12	1	0			0	78
Bell	8	8	0	0			0	48
Johnson	6	1	5	0			0	36
Smith	6	0	6	0			0	36
Bailey	2	0	0	2			0	12
Carswell	2	0	2	0			0	12
Plummer	2	2	0	0			0	12
S. Alexander	1	0	1	0			0	6
Dayne	1	1	0	0			0	6
Devoe	1	0	1	0			0	6
Duke	1	0	1	0			0	6
Lelie	1	0	1	0			0	6
Van Pelt	1	1	0	0			0	6
Da. Williams	1	0	0	1			0	6
Putzier	0	0	0	0			0	2
Veal	0	0	0	0			1	2
<b>BRONCOS</b>	<b>46</b>	<b>25</b>	<b>18</b>	<b>3</b>	<b>43/44</b>	<b>24/32</b>	<b>1</b>	<b>395</b>
<b>OPPONENTS</b>	<b>31</b>	<b>10</b>	<b>20</b>	<b>3</b>	<b>30/30</b>	<b>14/18</b>	<b>0</b>	<b>258</b>

2-PT. CONVERSIONS: Putzier, BRONCOS 1-2, OPPONENTS 0-1

SACKS: Ekuban 4.0, Lynch 4.0, Pryce 4.0, Gold 3.0, Warren 3.0, Wilson 3.0, Brown 2.0, Coleman 1.0, M. Myers 1.0, Veal 1.0, Da. Williams 1.0, (group) 1.0, BRONCOS 28.0, OPPONENTS 23.0

PASSING	Att	Cmp	Yds	Cmp%	Yds/Att	TD	TD%	Int	Int%	Long	Sack/Lost	Rating
Plummer	456	277	3366	60.7	7.38	18	3.9	7	1.5	72	22/135	90.2
Van Pelt	8	2	7	25.0	0.88	0	0.0	0	0.0	5	0/0	39.6
Smith	1	0	0	0.0	0.00	0	0.0	0	0.0	0	1/11	39.6
<b>BRONCOS</b>	<b>465</b>	<b>279</b>	<b>3373</b>	<b>60.0</b>	<b>7.25</b>	<b>18</b>	<b>3.9</b>	<b>7</b>	<b>1.5</b>	<b>72</b>	<b>23/146</b>	<b>88.9</b>
<b>OPPONENTS</b>	<b>613</b>	<b>344</b>	<b>3833</b>	<b>56.1</b>	<b>6.25</b>	<b>20</b>	<b>3.3</b>	<b>20</b>	<b>3.3</b>	<b>91t</b>	<b>28/190</b>	<b>72.2</b>

## 2005 DEFENSIVE STATS

(based on coaches' film review)

	TT	UT	A	S-YDS	I-YDS	PD	FF	FR
1 Gold	106	81	25	3-17	0-0	5	4	2
2 Wilson	90	72	18	3-12	0-0	9	2	1
3 Ferguson	81	62	19	0-0	5-59	12	2	1
4 Bailey	72	62	10	0-0	8-139	28	2	0
5 Lynch	69	47	22	4-41	2-2	8	4	0
6 D.J. Williams	68	44	24	0-0	0-0	5	1	0
7 Foxworth	66	59	7	0-0	2-23	18	1	1
8 Da. Williams	58	52	6	1-8	2-108	12	1	1
9 Myers	50	28	22	1-10	0-0	2	0	1
10 Warren	42	22	20	3-25	0-0	3	1	0
11 Ekuban	41	28	13	4-21	0-0	2	0	1
Pryce	41	35	6	4-22	0-0	1	1	0
13 Brown	38	30	8	2-14	0-0	1	0	2
14 Veal	33	23	10	1-14	0-0	0	0	1
15 Engelberger	24	17	7	0-0	0-0	0	0	0
16 Brandon	20	13	7	0-0	0-0	3	0	1
17 Walls	16	16	0	0-0	0-0	6	1	0
18 Cox	11	9	2	0-0	1-48	5	0	0
19 Coleman	10	6	4	1-6	0-0	1	0	0
20 Paymah	3	2	1	0-0	0-0	0	0	0
21 Burns	2	0	2	0-0	0-0	0	0	0
Chukwurah	2	1	1	0-0	0-0	0	0	0
Pope	2	2	0	0-0	0-0	0	0	0
24 Team	0	0	0	1-0	0-0	0	0	0
<b>TOTALS</b>	<b>945</b>	<b>711</b>	<b>234</b>	<b>28-190</b>	<b>20-379</b>	<b>121</b>	<b>20</b>	<b>12</b>

## 2005 GAMES STARTED

OFFENSE		DEFENSE	
QB Plummer, Jake	16	DE Brown, Courtney	13
RB Anderson, Mike	15	DE Ekuban, Ebenezer	4
RB Bell, Tatum	1	DE Pryce, Trevor	16
FB Johnson, Kyle	14	DT Myers, Michael	15
WR Adams, Charlie	2	DT Warren, Gerard	16
WR Lelie, Ashley	13	LB Burns, Keith	1
WR Smith, Rod	16	LB Gold, Ian	16
TE Alexander, Stephen	15	LB Williams, D.J.	14
TE Putzier, Jeb	4	LB Wilson, Al	15
C Nalen, Tom	16	CB Bailey, Champ	14
T Foster, George	16	CB Foxworth, Domonique	7
T Lepsis, Matt	16	CB Walls, Lenny	3
G Carlisle, Cooper	16	CB Williams, Darrent	9
G Hamilton, Ben	16	S Cox, Curume	1
		S Ferguson, Nick	16
		S Lynch, John	16

## 2005 COACHES

Mike Shanahan (Head Coach), Gary Kubiak (Offensive Coordinator), Larry Coyer (Defensive Coordinator), Ronnie Bradford (Special Teams), Tim Brewster (Tight Ends), Jacob Burney (Defensive Line/Ends), Troy Calhoun (Asst. to Head Coach), Rick Dennison (Offensive Line), Kirk Doll (Linebackers), Thomas McGaughey (Special Teams Asst.), Pat McPherson (Quarterbacks), Andre Patterson (Defensive Line/Tackles), Jim Ryan (Defensive Asst.), Greg Saporta (Asst. Strength & Conditioning), Bob Slowik (Defensive Backs), Ryan Slowik (Defensive Asst.), Cedric Smith (Asst. Strength & Conditioning), Jimmy Spencer (Asst. Defensive Backs), Bobby Turner (Running Backs), Rich Tuten (Strength & Conditioning), Steve Watson (Wide Receivers).

## 2005 LEADERS / RANKINGS

INDIVIDUAL	PLAYER	NO.	AFC RANK	NFL RANK	NFL LEADER	NO.
Points	Elam	115	7	12	Alexander (SEA)	168
Rushing Yards	Anderson	1,014	9	16	Alexander (SEA)	1,880
Passing Yards	Plummer	3,366	7	12	Brady (NE)	4,110
Passer Rating	Plummer	90.2	5	7	Manning (IND)	104.1
Receiving Yards	Smith	1,105	4	13	Smith (CAR)	1,563
Receptions	Smith	85	4	9	Smith (CAR)/Rogers (ARI)	103
Interceptions	Bailey	18	3	4t	Law (NYJ)/O'Neal (CIN)	10
Sacks	Three Players	4	40t	78t	Burgess (OAK)	16.0

OFFENSE	NO.	AFC RANK	NFL RANK	NFL LEADER	NO.
Points Per Game	24.7	5	7	Seattle	28.3
Total Yards Per Game	360.4	3	5	Kansas City	387.0
Yards Per Play	5.6	4	5	Kansas City	5.8
Rushing Yards Per Game	158.7	1	2	Atlanta	159.1
Net Passing Yards Per Game	201.7	9	18	Arizona	277.3

DEFENSE	NO.	AFC RANK	NFL RANK	NFL LEADER	NO.
Points Per Game	16.1	2t	3t	Chicago	12.6
Total Yards Per Game	312.9	7	15	Tampa Bay	277.8
Yards Per Play	5.1	8	18	Chicago	4.4
Rushing Yards Per Game	85.2	2	2	San Diego	84.3
Net Passing Yards Per Game	227.7	14	29	Green Bay	167.5

## 2005 NFL STANDINGS

AFC EAST	W	L	T	Pct	PF	PA
Team						
y-New England	10	6	0	.625	379	338
Miami	9	7	0	.563	318	317
Buffalo	5	11	0	.313	271	367
New York Jets	4	12	0	.250	240	355

AFC NORTH	W	L	T	Pct	PF	PA
Team						
y-Cincinnati	11	5	0	.688	421	350
x-Pittsburgh	11	5	0	.688	389	258
Baltimore	6	10	0	.375	265	299
Cleveland	6	10	0	.375	232	301

AFC SOUTH	W	L	T	Pct	PF	PA
Team						
*yz-Indianapolis	14	2	0	.875	439	247
x-Jacksonville	12	4	0	.750	361	269
Tennessee	4	12	0	.250	299	421
Houston	2	14	0	.125	260	431

AFC WEST	W	L	T	Pct	PF	PA
Team						
yz-Denver	13	3	0	.813	395	258
Kansas City	10	6	0	.625	403	325
San Diego	9	7	0	.563	418	312
Oakland	4	12	0	.250	290	383

NFC EAST	W	L	T	Pct	PF	PA
Team						
y-New York Giants	11	5	0	.688	422	314
x-Washington	10	6	0	.625	359	293
Dallas	9	7	0	.563	325	308
Philadelphia	6	10	0	.375	310	388

NFC NORTH	W	L	T	Pct	PF	PA
Team						
yz-Chicago	11	5	0	.688	260	202
Minnesota	9	7	0	.563	306	344
Detroit	5	11	0	.313	254	345
Green Bay	4	12	0	.250	298	344

NFC SOUTH	W	L	T	Pct	PF	PA
Team						
y-Tampa Bay	11	5	0	.688	300	274
x-Carolina	11	5	0	.688	391	259
Atlanta	8	8	0	.500	351	341
New Orleans	3	13	0	.188	235	398

NFC WEST						
Team	W	L	T	Pct	PF	PA
*yz-Seattle	13	3	0	.813	452	271
St. Louis	6	10	0	.375	363	429
Arizona	5	11	0	.313	311	387
San Francisco	4	12	0	.250	239	428

## 2004 FINAL STATISTICS (10-6)

Head Coach: Mike Shanahan AFC West: 2nd Home Stadium: INVESCO Field at Mile High

Date	W-L	Score	Opponent	Attendance	RUSHING	No.	Yds.	Avg.	Long	TD
Sept 12	W	34-24	Kansas City	75,939	Droughns	275	1240	4.5	51	6
Sept 19	L	6-7	at Jacksonville	69,127	Bell	75	396	5.3	29	3
Sept 26	W	23-13	San Diego	74,533	Griffin	85	311	3.7	47	2
Oct 3	W	16-13	at Tampa Bay	65,341	Plummer	62	202	3.3	22	1
Oct 10	W	20-17	Carolina	75,072	Hearst	20	81	4.1	11	1
Oct 17	W	31-3	at Oakland	62,507	Smith	5	33	6.6	14	0
Oct 25	L	10-23	at Cincinnati	65,806	Watts	5	33	6.6	10	0
Oct 31	L	28-41	Atlanta	75,083	Sapp	4	32	8.0	18	0
Nov 7	W	31-13	Houston	74,292	Lelie	3	5	1.7	8	0
Nov 21	W	34-13	at New Orleans	64,900	<b>BRONCOS</b>	<b>534</b>	<b>2333</b>	<b>4.4</b>	<b>51</b>	<b>13</b>
Nov 28	L	24-25	Oakland	75,936	<b>OPPONENTS</b>	<b>396</b>	<b>1512</b>	<b>3.8</b>	<b>44</b>	<b>16</b>
Dec 5	L	17-20	at San Diego	65,395	<b>RECEIVING</b>	<b>No.</b>	<b>Yds.</b>	<b>Avg.</b>	<b>Long</b>	<b>TD</b>
Dec 12	W	20-17	Miami	75,027	Smith	79	1144	14.5	85	7
Dec 19	L	17-45	at Kansas City	77,702	Lelie	54	1084	20.1	58	7
Dec 25	W	37-16	at Tennessee	68,809	Putzier	36	572	15.9	39	2
Jan 2	W	33-14	Indianapolis	75,149	Droughns	32	241	7.5	23	2

TEAM STATISTICS	Den	Opp
TOTAL FIRST DOWNS	351	235
Rushing	127	83
Passing	184	130
Penalty	40	22
3RD DOWN: MADE/ATT	78/206	65/209
3rd Down Pct.	37.9	31.1
4TH DOWN: MADE/ATT	7/14	5/14
4th Down Pct.	50.0	35.7
POSSESSION AVG.	32:38	27:23
TOTAL NET YARDS	6332	4459
Avg. Per Game	395.8	278.7
Total Plays	1070	918
Avg. Per Play	5.9	4.9
NET YARDS RUSHING	2333	1512
Avg. Per Game	145.8	94.5
Total Rushes	534	396
NET YARDS PASSING	3999	2947
Avg. Per Game	249.9	184.2
Sacked/Yards Lost	15/90	38/266
Gross Yards	4089	3213
Att./Completions	521/3003	484/272
Completion Pct.	58.2	56.2
Had Intercepted	20	12
PUNTS/AVERAGE	70/45.7	95/44.7
NET PUNTING AVG.	70/34.3	95/38.2
PENALTIES/YARDS	93/880	120/1062
FUMBLES/BALL LOST	23/9	24/8
TOUCHDOWNS	42	35
Rushing	13	16
Passing	27	17
Returns	2	2

SCORE BY PERIODS	1	2	3	4	OT	PTS
<b>BRONCOS</b>	102	138	50	91	0	381
<b>OPPONENTS</b>	68	121	67	48	0	304

SCORING	TD	Ru	Pa	Ret	PAT	FG	S	PTS
Elam	0	0	0	0	42/42	29/34	0	129
Droughns	8	6	2	0	0	0	0	48
Lelie	7	0	7	0	0	0	0	42
Smith	7	0	7	0	0	0	0	42
Hape	4	0	4	0	0	0	0	24
Bell	3	3	0	0	0	0	0	18
Griffin	3	2	1	0	0	0	0	18
K. Johnson	2	0	2	0	0	0	0	12
Putzier	2	0	2	0	0	0	0	12
Carswell	1	0	1	0	0	0	0	6
Hearst	1	1	0	0	0	0	0	6
E. Johnson	1	0	0	1	0	0	0	6
Plummer	1	1	0	0	0	0	0	6
Watts	1	0	1	0	0	0	0	6
Wilson	1	0	0	1	0	0	0	6
<b>BRONCOS</b>	<b>42</b>	<b>13</b>	<b>27</b>	<b>2</b>	<b>42/42</b>	<b>29/34</b>	<b>0</b>	<b>381</b>
<b>OPPONENTS</b>	<b>35</b>	<b>16</b>	<b>17</b>	<b>2</b>	<b>31/32</b>	<b>21/26</b>	<b>0</b>	<b>304</b>

2-PT. CONVERSIONS: BRONCOS 0-0, OPPONENTS 0-3

**SACKS:** Hayward 10.5, E. Johnson 3.0, Palepoi LG 3.0, Palepoi TM 3.0, Coleman 2.5, Fatafeh 2.5, Wilson 2.5, Ellis 2.0, K. Kennedy 2.0, Lynch 2.0, Williams 2.0, Chukwurah 1.0, Herndon 1.0, R. Johnson 1.0, Middlebrooks 1.0, Pope 1.0, Spragan 1.0, **BRONCOS 38.0, OPPONENTS 15.0**

PASSING	Att	Cmp	Yds	Cmp%	Yds/Att	TD	TD%	Int	Int%	Long	Sack/Lost	Rating
Plummer	521	303	4089	58.2	7.85	27	5.2	20	3.8	85	15/90	84.5
<b>BRONCOS</b>	<b>521</b>	<b>303</b>	<b>4089</b>	<b>58.2</b>	<b>7.85</b>	<b>27</b>	<b>5.2</b>	<b>20</b>	<b>3.8</b>	<b>85</b>	<b>15/90</b>	<b>84.5</b>
<b>OPPONENTS</b>	<b>484</b>	<b>272</b>	<b>3213</b>	<b>56.2</b>	<b>6.64</b>	<b>17</b>	<b>3.5</b>	<b>12</b>	<b>2.5</b>	<b>71</b>	<b>38/266</b>	<b>78.0</b>

## 2004 DEFENSIVE STATS

(based on coaches' film review)

	TT	UT	A	S-YDS	I-YDS	PD	FF	FR
1 Williams	114	82	32	2-13	1-10	9	1	0
2 Wilson	109	73	36	2.5-20	2-17	4	2	0
3 Kennedy	90	73	17	2-15	1-21	6	2	1
4 Bailey	84	74	10	0-0	3-0	13	0	0
5 Herndon	77	64	13	1-5	2-17	20	3	1
6 Lynch	76	56	20	2-17	1-2	10	3	0
7 Spragan	65	40	25	1-1	0-0	3	1	1
8 Hayward	60	45	15	10.5-73.5	1-76	5	1	1
9 Coleman	46	29	17	2.5-14.5	0-0	1	1	1
10 Fatafeh	31	20	11	2.5-22	0-0	1	0	1
11 Pope	30	22	8	1-2	0-0	1	0	0
12 Palepoi	25	17	8	3-19	0-0	3	0	0
13 E. Johnson	24	16	8	3-26	1-32	1	0	0
14 Walls	21	18	3	0-0	0-0	2	1	0
15 R. Johnson	18	11	7	1-12	0-0	2	1	0
16 Middlebrooks	17	16	1	1-3	0-0	10	0	1
17 Ferguson	16	15	1	0-0	0-0	1	0	0
18 Ellis	6	6	0	2-11	0-0	0	0	0
R. Alexander	6	5	1	0-0	0-0	0	0	0
20 Chukwurah	4	3	1	1-12	0-0	1	1	0
21 Holland	2	2	0	0-0	0-0	1	0	0
Pryce	2	2	0	0-0	0-0	1	0	0
Pierce	2	0	2	0-0	0-0	0	0	0
<b>TOTALS</b>	<b>925</b>	<b>689</b>	<b>236</b>	<b>38-266</b>	<b>12-175</b>	<b>95</b>	<b>17</b>	<b>7</b>

## 2004 GAMES STARTED

OFFENSE	DEFENSE
QB Plummer, Jake	16 DE Coleman, Marco
RB Droughns, Reuben	15 DE Hayward, Reggie
RB Griffin, Quentin	4 DE Johnson, Raylee
FB Johnson, Kyle	3 DE Pryce, Trevor
WR Lelie, Ashley	16 DT Fatafeh, Mario
WR Smith, Rod	16 DT Pope, Monsanto
WR Watts, Darius	2 LB Spragan, Donnie
TE Carswell, Dwayne	14 LB Williams, D.J.
TE Hape, Patrick	5 LB Wilson, Al
TE Putzier, Jeb	5 CB Alexander, Roc
C Nalen, Tom	16 CB Bailey, Champ
T Foster, George	16 CB Herndon, Kelly
T Lepsis, Matt	16 CB Middlebrooks, Willie
G Neil, Dan	12 CB Walls, Lenny
G Hamilton, Ben	16 S Ferguson, Nick
G Carlisle, Cooper	3 S Kennedy, Kenoy
	S Lynch, John

## 2004 COACHES

Mike Shanahan (Head Coach), Gary Kubiak (Offensive Coordinator), Larry Coyer (Defensive Coordinator), Ronnie Bradford (Special Teams), Jacob Burney (Defensive Line), Troy Calhoun (Offensive Asst./Special Teams), Rick Dennison (Offensive Line), Kirk Doll (Assistant Defensive Backs), David Gibbs (Defensive Backs - through 11/10), Pat McPherson (Quarterbacks), Keith Millard (Asst. Defensive Line/Pass Rush Specialist), Brian Pariani (Tight Ends), Greg Saporta (Asst. Strength & Conditioning), Cedric Smith (Asst. Strength & Conditioning), Jimmy Spencer (Defensive Backs), Bobby Turner (Running Backs), Rich Tulen (Strength & Conditioning), Steve Watson (Wide Receivers).

## 2004 LEADERS / RANKINGS

INDIVIDUAL	PLAYER	NO.	AFC RANK	NFL RANK	NFL LEADER	NO.
Points	Elam	129	2	2	Vinateri (NE)	141
Rushing Yards	Droughns	1,240	6	9	Martin (NYJ)	1,679
Passing Yards	Plummer	4,089	3	4	Culpepper (MIN)	4,717
Passer Rating	Plummer	84.5	8	15	Manning (IND)	121.1
Receiving Yards	Smith	1,144	7	16	Muhammad (CAR)	1,405
Receptions	Smith	79	9	20	Mason (TEN)	92
Interceptions	Bailey	13	26	48	Reed (BAL)	9
Sacks	Hayward	10.5	3	13	Freney (IND)	16.0

OFFENSE	NO.	AFC RANK	NFL RANK	NFL LEADER	NO.
Points Per Game	23.8	6	9	Indianapolis	32.6
Total Yards Per Game	395.8	3	5	Kansas City	418.4
Yards Per Play	5.9	3	5	Indianapolis	6.7
Rushing Yards Per Game	145.8	3	4	Atlanta	167.0
Net Passing Yards Per Game	249.8	3	6	Indianapolis	288.9

DEFENSE	NO.	AFC RANK	NFL RANK	NFL LEADER	NO.
Points Per Game	18.6	7	10	Pittsburgh	14.6
Total Yards Per Game	278.7	3	4	Pittsburgh	258.4
Yards Per Play	4.9	5	7	Buffalo	4.3
Rushing Yards Per Game	94.3	3	4	Pittsburgh	81.2
Net Passing Yards Per Game	184.2	5	6	Miami	162.0

## 2004 NFL STANDINGS

AFC EAST	W	L	T	Pct	PF	PA
Team						
yz-New England	14	2	0	.875	437	260
x-New York Jets	10	6	0	.625	333	261
Buffalo	9	7	0	.563	395	284
Miami	4	12	0	.250	275	354

AFC NORTH	W	L	T	Pct	PF	PA
Team						
*yz-Pittsburgh	15	1	0	.938	372	251
Baltimore	9	7	0	.563	317	268
Cincinnati	8	8	0	.500	374	372
Cleveland	4	12	0	.250	276	390

AFC SOUTH	W	L	T	Pct	PF	PA
Team						
y-Indianapolis	12	4	0	.750	522	351
Jacksonville	9	7	0	.563	261	280
Houston	7	9	0	.438	309	339
Tennessee	5	11	0	.313	344	439

AFC WEST	W	L	T	Pct	PF	PA
Team						
y-San Diego	12	4	0	.750	446	313
x-Denver	10	6	0	.625	381	304
Kansas City	7	9	0	.438	483	435
Oakland	5	11	0	.313	320	442

NFC EAST	W	L	T	Pct	PF	PA
Team						
*yz-Philadelphia	13	3	0	.813	386	260
Dallas	6	10	0	.375	293	405
New York Giants	6	10	0	.375	303	347
Washington	6	10	0	.375	240	265

NFC NORTH	W	L	T	Pct	PF	PA
Team						
y-Green Bay	10	6	0	.625	424	380
x-Minnesota	8	8	0	.500	405	395
Detroit	6	10	0	.375	296	350
Chicago	5	11	0	.313	231	331

NFC SOUTH	W	L	T	Pct	PF	PA
Team						
yz-Atlanta	11	5	0	.688	340	337
New Orleans	8	8	0	.500	348	405
Carolina	7	9	0	.438	355	339
Tampa Bay	5	11	0	.313	301	304

NFC WEST	W	L	T	Pct	PF	PA
Team						
y-Seattle	9	7	0	.563	371	373
x-St. Louis	8	8	0	.500	319	392
Arizona	6	10	0	.375	284	322
San Francisco	2	14	0	.125	259	452

x = Playoffs; y = Division Title; z = First-round Bye; \* = Home-field Advantage

## WILD CARD PLAYOFF GAMES

1/8 - St. Louis 27, at Seattle 20  
1/8 - New York Jets 20, at San Diego 17  
1/9 - at Indianapolis 49, Denver 24  
1/9 - Minnesota 31, at Green Bay 17

## DIVISIONAL PLAYOFF GAMES

## 2003 FINAL STATISTICS (10-6)

Head Coach: Mike Shanahan AFC West: 2nd Home Stadium: INVESCO Field at Mile High

Date	W-L	Score	Opponent	Attendance	RUSHING	No.	Yds.	Avg.	Long	TD
Sept 7	W	30-10	at Cincinnati	63,820	Portis	290	1591	5.5	65t	14
Sept 14	W	37-13	at San Diego	65,445	Griffin	94	345	3.7	23	0
Sept 22	W	31-10	Oakland	76,753	Anderson	70	257	3.7	44	0
Sept 28	W	20-16	Detroit	75,719	Plummer	37	205	5.5	40	3
Oct 5	L	23-24	at Kansas City	78,903	Smith	10	98	9.8	26	0
Oct 12	W	17-14	Pittsburgh	75,974	Lelie	8	43	5.4	13	0
Oct 19	L	20-28	at Minnesota	64,381	Sapp	12	31	2.6	5	0
Oct 26	L	6-26	at Baltimore	69,721	Droughns	6	14	2.3	12	0
Nov 3	L	26-30	New England	76,203	Beuerlein	5	13	2.6	7	0
Nov 16	W	37-8	San Diego	75,217	Madise	1	10	10.0	10	0
Nov 23	L	10-19	Chicago	75,540	Jackson	1	9	9.0	9	0
Nov 30	W	22-8	at Oakland	57,201	Cole	2	8	4.0	8	0
Dec 7	W	45-27	Kansas City	76,403	Kanell	6	5	0.8	9	0
Dec 14	W	23-20	Cleveland (OT)	75,358	O'Neal	1	0	0.0	0	0
Dec 21	W	31-17	at Indianapolis	57,149	<b>BRONCOS</b>	<b>543</b>	<b>2629</b>	<b>4.8</b>	<b>65t</b>	<b>20</b>
Dec 28	L	3-31	at Green Bay	70,299	<b>OPPONENTS</b>	<b>379</b>	<b>1605</b>	<b>4.2</b>	<b>98t</b>	<b>11</b>

TEAM STATISTICS	Den	Opp	RECEIVING	No.	Yds.	Avg.	Long	TD			
TOTAL FIRST DOWNS	334	241	Smith	74	845	11.4	38	3			
Rushing	133	77	Sharpe	62	770	12.4	28	8			
Passing	162	141	Portis	38	314	8.3	72	0			
Penalty	39	23	Lelie	37	628	17.0	60	2			
3RD DOWN: MADE/ATT	82/211	61/207	McCaffrey	19	195	10.3	23	0			
3rd Down Pct.	38.9	29.5	Anderson	12	53	4.4	18	2			
4TH DOWN: MADE/ATT	3/13	12/25	Droughns	9	87	9.7	15	2			
4th Down Pct.	23.1	48.0	Griffin	8	61	7.6	24	0			
POSSESSION AVG.	33:53	26:07	D. Carswell	6	53	8.8	19	1			
TOTAL NET YARDS	5598	4433	Putzier	4	34	8.5	13	0			
Avg. Per Game	349.9	277.1	Cole	3	36	12.0	18	0			
Total Plays	1047	910	Hape	3	30	10.0	12	0			
Avg. Per Play	5.3	4.9	Madise	2	10	5.0	5	0			
NET YARDS RUSHING	2629	1605	O'Neal	2	4	2.0	3	0			
Avg. Per Game	164.3	100.3	Carlisle	1	6	6.0	6t	1			
Total Rushes	543	379	BRONCOS	280	3126	11.2	72	19			
NET YARDS PASSING	2969	2828	OPPONENTS	265	3049	11.5	66t	17			
Avg. Per Game	185.6	176.8									
Sacked/Yards Lost	25/157	36/221	INTERCEPTIONS	No.	Yds.	Avg.	Long	TD			
Gross Yards	3126	3049	K. Herndon	3	19	6.3	16	0			
Att./Completions	479/280	495/265	Gold	2	14	7.0	12t	1			
Completion Pct.	58.5	53.5	O'Neal	1	6	6.0	6	0			
Had Intercepted	18	9	Brandon	1	0	0.0	0	0			
PUNTS/AVERAGE	70/42.0	85/43.1	Kennedy	1	0	0.0	0	0			
NET PUNTING AVG.	70/32.2	85/35.5	Walls	1	0	0.0	0	0			
PENALTIES/YARDS	107/92.2	137/103.1	BRONCOS	9	39	4.3	16	1			
FUMBLES/BALL LOST	24/6	27/11	OPPONENTS	18	319	17.7	41	2			
TOUCHDOWNS	42	32									
Rushing	20	11	PUNTING	No.	Yds.	Avg.	Net	TB	In20	Long	B
Passing	19	17	Knorr	68	2937	43.2	32.2	6	14	62	2
Returns	3	4	BRONCOS	70	2937	42.0	32.2	6	14	62	2

SCORE BY PERIODS	1	2	3	4	OT	PTS
<b>BRONCOS</b>	110	122	74	72	3	381
<b>OPPONENTS</b>	63	87	45	106	0	301

SCORING	TD	Ru	Pa	Ret	PAT	FG	S	PTS
Elam	0	0	0	0	39/39	27/31	0	120
Portis	14	14	0	0			0	86
Sharpe	8	0	8	0			0	48
Anderson	5	3	2	0			0	30
Smith	4	0	3	1			0	24
Plummer	3	3	0	0			0	18
Droughns	2	0	2	0			0	12
Lelie	2	0	2	0			0	12
Carlisle	1	0	1	0			0	6
Carswell	1	0	1	0			0	6
Gold	1	0	0	1			0	6
O'Neal	1	0	0	1			0	6
Knorr	0	0	0	0	2/2	1/1	0	5
TEAM	0	0	0	0	0/0	0/0	1	2
<b>BRONCOS</b>	<b>42</b>	<b>20</b>	<b>19</b>	<b>3</b>	<b>41/41</b>	<b>28/32</b>	<b>1</b>	<b>381</b>
<b>OPPONENTS</b>	<b>32</b>	<b>11</b>	<b>17</b>	<b>4</b>	<b>28/29</b>	<b>25/28</b>	<b>1</b>	<b>301</b>

2-PT. CONVERSIONS: Portis, BRONCOS 1-1, OPPONENTS 2-3

SACKS: Berry 11.5, Hayward 8.5, Pryce 8.5, Fatafehi 2.5, Ferguson 1.0, Kennedy 1.0, Pope 1.0, Wilson 1.0, Team 1.0, BRONCOS 36.0, OPPONENTS 25.0

PASSING	Att	Cmp	Yds	Cmp%	Yds/Att	TD	TD%	Int	Int%	Long	Sack/Lost	Rating
Plummer	302	189	2182	7.23	15	5.0	7	2.3	60	14/73	91.2	
Kanell	103	53	442	51.5	4.29	2	1.9	5	4.9	26	2/24	49.1
Beuerlein	63	33	389	52.4	6.17	2	3.2	5	7.9	38	9/60	49.0
J. Jackson	9	4	41	44.4	4.56	0	0.0	1	11.1	16	0	18.5
Knorr	1	0	0	0.0	0.00	0	0.0	0	0.0	0	0/0	39.6
Smith	1	1	72	100.0	72.00	0	0.0	0	0.0	72	0/0	118.8
<b>BRONCOS</b>	<b>479</b>	<b>280</b>	<b>3126</b>	<b>58.5</b>	<b>6.53</b>	<b>19</b>	<b>4.0</b>	<b>18</b>	<b>3.8</b>	<b>72</b>	<b>25/157</b>	<b>75.6</b>
<b>OPPONENTS</b>	<b>495</b>	<b>265</b>	<b>3049</b>	<b>53.5</b>	<b>6.16</b>	<b>17</b>	<b>3.4</b>	<b>9</b>	<b>1.8</b>	<b>66t</b>	<b>36/221</b>	<b>76.2</b>

ELAM: (51G,27G,39G)(30G,45G,34G)(20G)(37G,41G)(48G,29G,21G,53N)(47G)(46G,46G)(28G,22G)(44N,43G)(42G,22G,29N)(40N,25G)(147G)(51G,36G,25G)(24G)(31G) KNOOR: (0)0(0)0(0)0(27G)(0)0(0)0(0)

OPPONENTS: (26G)(19G,25G)(41G)(53G)(23G)(24G,26G)(145N,25G,39G,22G,29G)(40G,46G,28G)(0)(33G,23G,54G,47G)(46G,48G)(1)(38N,39G,48G)(40G)(33G,40N)

## 2003 DEFENSIVE STATS

(based on coaches' film review)

	TT	UT	A	S-YDS	I-YDS	PD	FF	FR
1 Wilson	128	99	29	1-5	0-0	7	0	2
2 K. Herndon	78	65	13	0-0	3-19	14	2	0
3 Spragun	76	56	20	0-0	0-0	6	0	1
4 Ferguson	72	58	14	1-13	0-0	3	2	0
5 Walls	68	58	10	0-0	1-0	20	1	1
6 Kennedy	65	51	14	1-0	1-0	11	1	2
Berry	65	40	25	11.5-52	0-0	4	3	1
8 Sykes	64	48	15	0-0	0-0	0	1	0
9 Brandon	57	44	13	0-0	1-0	6	0	1
10 Pryce	51	41	10	8.5-58.5	0-0	2	2	1
11 Mobley	46	32	14	0-0	0-0	3	0	0
12 Hayward	44	32	12	8.5-47	0-0	5	2	2
Fatafehi	44	29	15	2.5-14.5	0-0	2	1	0
14 Holland	42	22	20	0-0	0-0	3	0	0
15 Gold	39	34	5	0-0	2-14	6	0	0
16 Pope	26	16	10	1-14	0-0	1	1	0
17 O'Neal	22	19	3	0-0	1-6	2	0	0
18 Davis	19	11	8	0-0	0-0	1	1	0
19 Gardener	15	10	5	0-0	0-0	0	0	0
20 Spencer	11	10	1	0-0	0-0	4	0	0
21 Burns	4	4	0	0-0	0-0	0	0	0
22 Pierce	3	2	1	0-0	0-0	0	0	0
Middlebrooks	3	3	0	0-0	0-0	1	0	0
24 McNeil	1	1	0	0-0	0-0	0	0	0
Young	1	1	0	0-0	0-0	0	0	0
Rutledge	1	0	1	0-0	0-0	0	0	0
27 Team	0	0	0	1-0	0-0	0	0	0
<b>TOTALS</b>	<b>1,045</b>	<b>787</b>	<b>258</b>	<b>36-204</b>	<b>9-39</b>	<b>99</b>	<b>17</b>	<b>10</b>

## 2003 GAMES STARTED

OFFENSE		DEFENSE	
QB Beuerlein, Steve	2	DE Berry, Bertrand	16
QB Jackson, Jarvis	1	DE Hayward, Reggie	2
QB Kanell, Danny	2	DE Pryce, Trevor	16
QB Plummer, Jake	11	DT Fatafehi, Mario	9
RB Anderson, Mike	5	DT Gardener, Daryl	2
RB Droughns, Reuben	4	DT Holland, Darius	14
RB Griffin, Quentin	1	DT Pope, Monsanto	5
RB Portis, Clinton	13	LB Gold, Ian	6
WR Lelie, Ashley	10	LB Mobley, John	7
WR McCaffrey, Ed	7	LB Spragun, Donnie	8
WR Smith, Rod	15	LB Sykes, Jashon	18
TE Carswell, Dwayne	10	LB Wilson, Al	6
TE Sharpe, Shannon	15	CB Herndon, Kelly	11
C Nalen, Tom	16	CB O'Neal, Deltha	6
T Brockmeyer, Blake	2	CB Spencer, Jimmy	2
T Leppis, Matt	16	CB Walls, Lenny	16
T Salaam, Ephraim	14	S Brandon, Sam	10
G Carlisle, Cooper	2	S Ferguson, Nick	10
G Hamilton, Ben	16	S Kennedy, Kenoy	12
G Neil, Dan	14		

## 2003 COACHES

Mike Shanahan (Head Coach), Gary Kubiak (Offensive Coordinator), Larry Coyer (Defensive Coordinator), Ronnie Bradford (Special Teams Asst.), Jacob Burney (Defensive Line), Frank Bush (Special Teams), Troy Calhoun (Defensive Line), Rick Dennison (Offensive Line), Alex Gibbs (Asst. Head Coach/Offensive Line), David Gibbs (Secondary), Pat McPherson (Quarterbacks), Keith Millard (Asst. Defensive Line/Pass Rush Specialist), Brian Pariani (Tight Ends), Greg Saporta (Asst. Strength & Conditioning), Cedric Smith (Asst. Strength & Conditioning), Jimmy Spencer (Player/Asst. Defensive Backs), Bobby Turner (Running Backs), Rich Tuten (Strength & Conditioning), Steve Watson (Wide Receivers).

## 2003 LEADERS / RANKINGS

INDIVIDUAL	PLAYER	NO.	AFC RANK	NFL RANK	NFL LEADER	NO.
Points	Elam	120	5	71	Wilkins (STL)	163
Rushing Yards	Portis	1,591	3	6	Lewis (BAL)	2,066
Passing Yards	Plummer	2,182	9	26	Manning (IND)	4,047
Passer Rating	Plummer	91.2	4	5	McNair (TEN)	100.4
Receiving Yards	Smith	845	13	25	Holt (STL)	1,696
Receptions	Smith	74	71	161	Holt (STL)	117
Interceptions	Herndon	3	19t	40t	Parish (SF)/Russell (MIN)	9
Sacks	Berry	11.5	5t	9t	Strahan (NYG)	18

OFFENSE	NO.	AFC RANK	NFL RANK	NFL LEADER	NO.
Points Per Game	23.8	5	10	Kansas City	30.3
Total Yards Per Game	349.9	3	7	Minnesota	393.4
Yards Per Play	5.5	4	8	Minnesota	6.2
Rushing Yards Per Game	164.3	2	2	Baltimore	166.8
Net Passing Yards Per Game	185.6	10	22	Indianapolis	261.2

DEFENSE	NO.	AFC RANK	NFL RANK	NFL LEADER	NO.
Points Per Game	18.8	6	9	New England	14.9
Total Yards Per Game	277.1	3	4	Dallas	253.5
Yards Per Play	5.1	6	9	Baltimore	4.4
Rushing Yards Per Game	100.3	6	7	Tennessee	80.9
Net Passing Yards Per Game	176.8	4	6	Dallas	164.4

## 2003 NFL STANDINGS

AFC EAST	W	L	T	Pct	PF	PA
Team						
*yz-New England	14	2	0	.875	348	238
Miami	10	6	0	.625	311	261
Buffalo	6	10	0	.375	243	279
New York Jets	6	10	0	.375	283	299

AFC NORTH						
Team	W	L	T	Pct	PF	PA
y-Baltimore	10	6	0	.625	391	281
Cincinnati	8	8	0	.500	346	384
Pittsburgh	6	10	0	.375	300	327
Cleveland	5	11	0	.313	254	322



## 2002 FINAL STATISTICS (9-7)

Head Coach: Mike Shanahan AFC West: 2nd Home Stadium: INVESCO Field at Mile High

Date	W-L	Score	Opponent	Attendance	RUSHING	No.	Yds.	Avg.	Long	TD
Sept 8	W	23-16	St. Louis	75,710	Portis	273	1508	5.5	59	15
Sept 15	W	24-14	at San Francisco	67,685	Anderson	84	386	4.6	32	2
Sept 22	W	28-23	Buffalo	75,359	Gary	37	147	4.0	26	1
Sept 30	L	23-34	at Baltimore	69,538	Griese	37	107	2.9	13	1
Oct 6	W	26-9	San Diego	75,065	Lelie	4	40	10.0	24	0
Oct 13	L	22-24	Miami	75,941	Montgomery	4	27	6.8	28	0
Oct 20	W	37-34	at Kansas City (OT)	78,446	McCaffrey	2	22	11.0	17	0
Oct 27	W	24-16	at New England	68,436	Droughns	4	11	2.8	9	1
Nov 11	L	10-34	Oakland	76,643	Beuerlein	5	9	1.8	8	1
Nov 17	W	31-9	at Seattle	65,495	R. Smith	6	9	1.5	9	0
Nov 24	L	20-23	Indianapolis (OT)	75,075	Rouen TM	1	0	0.0	0	0
Dec 1	L	27-30	at San Diego (OT)	66,357	Knorr LG	1	-10	-10.0	-10	0
Dec 8	L	13-19	at New York Jets	78,521	<b>BRONCOS</b>	<b>457</b>	<b>2266</b>	<b>5.0</b>	<b>59</b>	<b>21</b>
Dec 15	W	31-24	Kansas City	75,947	<b>OPPONENTS</b>	<b>379</b>	<b>1489</b>	<b>3.9</b>	<b>76</b>	<b>21</b>
Dec 22	L	16-28	at Oakland	62,592	<b>RECEIVING</b>	<b>No.</b>	<b>Yds.</b>	<b>Avg.</b>	<b>Long</b>	<b>TD</b>
Dec 29	W	37-7	Arizona	75,164	R. Smith	89	1027	11.5	46	5

TEAM STATISTICS	Den	Opp
TOTAL FIRST DOWNS	357	298
Rushing	125	100
Passing	199	176
Penalty	33	22
3RD DOWN: MADE/ATT	77/220	97/220
3rd Down Pct.	38.1	44.1
4TH DOWN: MADE/ATT	16/23	3/6
4th Down Pct.	69.6	50.0
POSSESSION AVG.	30:29	29:31
TOTAL NET YARDS	6090	4826
Avg. Per Game	380.6	301.6
Total Plays	1057	985
Avg. Per Play	5.8	4.9
NET YARDS RUSHING	2266	1489
Avg. Per Game	141.6	93.1
Total Rushes	457	379
NET YARDS PASSING	3824	3337
Avg. Per Game	239.0	208.6
Sacked/Yards Lost	46/315	40/251
Gross Yards	4139	3588
Att./Completions	554/359	566/360
Completion Pct.	64.8	63.6
Had Intercepted	20	9
PUNTS/AVERAGE	55/39.0	77/40.9
NET PUNTING AVG.	55/32.8	77/34.8
PENALTIES/YARDS	104/877	99/829
FUMBLES/BALL LOST	21/7	23/13
TOUCHDOWNS	45	39
Rushing	21	21
Passing	21	15
Returns	3	3

SCORE BY PERIODS	1	2	3	4	OT	PTS
<b>BRONCOS</b>	70	93	93	133	3	392
<b>OPPONENTS</b>	34	126	76	102	6	344

SCORING	TD	Ru	Pa	Ret	PAT	FG	S	PTS
Elam	0	0	0	0	42/43	26/36	0	120
Portis	17	15	2	0	0/0	0/0	0	102
R. Smith	5	0	5	0	0/0	0/0	0	30
Anderson	4	2	2	0	0/0	0/0	0	24
Sharpe	3	0	3	0	0/0	0/0	0	18
Droughns	2	1	1	0	0/0	0/0	0	12
Hape	2	0	2	0	0/0	0/0	0	12
Lelie	2	0	2	0	0/0	0/0	0	12
McCaffrey	2	0	2	0	0/0	0/0	0	12
O'Neal	2	0	0	2	0/0	0/0	0	12
Beuerlein	1	1	0	0	0/0	0/0	0	6
Carswell	1	0	1	0	0/0	0/0	0	6
Gary	1	1	0	0	0/0	0/0	0	6
Griese	1	1	0	0	0/0	0/0	0	6
McGlockton	1	0	0	1	0/0	0/0	0	6
Montgomery	1	0	1	0	0/0	0/0	0	6
TEAM	0	0	0	0	0/0	0/0	1	2
<b>BRONCOS</b>	<b>45</b>	<b>21</b>	<b>21</b>	<b>3</b>	<b>42/43</b>	<b>26/36</b>	<b>1</b>	<b>392</b>
<b>OPPONENTS</b>	<b>39</b>	<b>21</b>	<b>15</b>	<b>3</b>	<b>33/34</b>	<b>25/32</b>	<b>0</b>	<b>344</b>

SCORE BY PERIODS	1	2	3	4	OT	PTS
<b>BRONCOS</b>	70	93	93	133	3	392
<b>OPPONENTS</b>	34	126	76	102	6	344

SCORE BY PERIODS	1	2	3	4	OT	PTS
<b>BRONCOS</b>	70	93	93	133	3	392
<b>OPPONENTS</b>	34	126	76	102	6	344

SCORE BY PERIODS	1	2	3	4	OT	PTS
<b>BRONCOS</b>	70	93	93	133	3	392
<b>OPPONENTS</b>	34	126	76	102	6	344

SCORE BY PERIODS	1	2	3	4	OT	PTS
<b>BRONCOS</b>	70	93	93	133	3	392
<b>OPPONENTS</b>	34	126	76	102	6	344

SCORE BY PERIODS	1	2	3	4	OT	PTS
<b>BRONCOS</b>	70	93	93	133	3	392
<b>OPPONENTS</b>	34	126	76	102	6	344

SCORE BY PERIODS	1	2	3	4	OT	PTS
<b>BRONCOS</b>	70	93	93	133	3	392
<b>OPPONENTS</b>	34	126	76	102	6	344

SCORE BY PERIODS	1	2	3	4	OT	PTS
<b>BRONCOS</b>	70	93	93	133	3	392
<b>OPPONENTS</b>	34	126	76	102	6	344

SCORE BY PERIODS	1	2	3	4	OT	PTS
<b>BRONCOS</b>	70	93	93	133	3	392
<b>OPPONENTS</b>	34	126	76	102	6	344

SCORE BY PERIODS	1	2	3	4	OT	PTS
<b>BRONCOS</b>	70	93	93	133	3	392
<b>OPPONENTS</b>	34	126	76	102	6	344

SCORE BY PERIODS	1	2	3	4	OT	PTS
<b>BRONCOS</b>	70	93	93	133	3	392
<b>OPPONENTS</b>	34	126	76	102	6	344

SCORE BY PERIODS	1	2	3	4	OT	PTS
<b>BRONCOS</b>	70	93	93	133	3	392
<b>OPPONENTS</b>	34	126	76	102	6	344

SCORE BY PERIODS	1	2	3	4	OT	PTS
<b>BRONCOS</b>	70	93	93	133	3	392
<b>OPPONENTS</b>	34	126	76	102	6	344

SCORE BY PERIODS	1	2	3	4	OT	PTS
<b>BRONCOS</b>	70	93	93	133	3	392
<b>OPPONENTS</b>	34	126	76	102	6	344

SCORE BY PERIODS	1	2	3	4	OT	PTS
<b>BRONCOS</b>	70	93	93	133	3	392
<b>OPPONENTS</b>	34	126	76	102	6	344

SCORE BY PERIODS	1	2	3	4	OT	PTS
<b>BRONCOS</b>	70	93	93	133	3	392
<b>OPPONENTS</b>	34	126	76	102	6	344

SCORE BY PERIODS	1	2	3	4	OT	PTS
<b>BRONCOS</b>	70	93	93	133	3	392
<b>OPPONENTS</b>	34	126	76	102	6	344

SCORE BY PERIODS	1	2	3	4	OT	PTS
<b>BRONCOS</b>	70	93	93	133	3	392
<b>OPPONENTS</b>	34	126	76	102	6	344

SCORE BY PERIODS	1	2	3	4	OT	PTS
<b>BRONCOS</b>	70	93	93	133	3	392
<b>OPPONENTS</b>	34	126	76	102	6	344

SCORE BY PERIODS	1	2	3	4	OT	PTS
<b>BRONCOS</b>	70	93	93	133	3	392
<b>OPPONENTS</b>	34	126	76	102	6	344

SCORE BY PERIODS	1	2	3	4	OT	PTS
<b>BRONCOS</b>	70	93	93	133	3	392
<b>OPPONENTS</b>	34	126	76	102	6	344

SCORE BY PERIODS	1	2	3	4	OT	PTS
<b>BRONCOS</b>	70	93	93	133	3	392
<b>OPPONENTS</b>	34	126	76	102	6	344

SCORE BY PERIODS	1	2	3	4	OT	PTS
<b>BRONCOS</b>	70	93	93	133	3	392
<b>OPPONENTS</b>	34	126	76	102	6	344

SCORE BY PERIODS	1	2	3	4	OT	PTS
<b>BRONCOS</b>	70	93	93	133	3	392
<b>OPPONENTS</b>	34	126	76	102	6	344

SCORE BY PERIODS	1	2	3	4	OT	PTS
<b>BRONCOS</b>	70	93	93	133	3	392
<b>OPPONENTS</b>	34	126	76	102	6	344

SCORE BY PERIODS	1	2	3	4	OT	PTS
<b>BRONCOS</b>	70	93	93	133	3	392
<b>OPPONENTS</b>	34	126	76	102	6	344

SCORE BY PERIODS	1	2	3	4	OT	PTS
<b>BRONCOS</b>	70	93	93	133	3	392
<b>OPPONENTS</b>	34	126	76	102	6	344

SCORE BY PERIODS	1	2	3	4	OT	PTS
<b>BRONCOS</b>	70	93	93	133	3	392
<b>OPPONENTS</b>	34	126	76	102	6	344

SCORE BY PERIODS	1	2	3	4	OT	PTS
<b>BRONCOS</b>	70	93	93	133	3	392
<b>OPPONENTS</b>	34	126	76	102	6	344

SCORE BY PERIODS	1	2	3	4	OT	PTS
<b>BRONCOS</b>	70	93	93	133	3	392
<b>OPPONENTS</b>	34	126	76	102	6	344

SCORE BY PERIODS	1	2	3	4	OT	PTS
<b>BRONCOS</b>	70	93	93	133	3	392
<b>OPPONENTS</b>	34	126	76	102	6	344

SCORE BY PERIODS	1	2	3	4	OT	PTS
<b>BRONCOS</b>	70	93	93	133	3	392
<b>OPPONENTS</b>	34	126	76	102	6	344

SCORE BY PERIODS	1	2	3	4	OT	PTS
<b>BRONCOS</b>	70	93	93	133	3	392
<b>OPPONENTS</b>	34	126	76	102	6	344

SCORE BY PERIODS	1	2	3	4	OT	PTS
<b>BRONCOS</b>	70	93	93	133	3	392
<b>OPPONENTS</b>	34	126	76	102	6	344

SCORE BY PERIODS	1	2	3	4	OT	PTS
<b>BRONCOS</b>	70	93	93	133	3	392
<b>OPPONENTS</b>	34	126	76	102	6	344

SCORE BY PERIODS	1	2	3	4	OT	PTS
<b>BRONCOS</b>	70	93	93	133	3	392
<b>OPPONENTS</b>	34	126	76	102	6	344

SCORE BY PERIODS	1	2	3	4	OT	PTS
<b>BRONCOS</b>	70	93	93	133	3	392
<b>OPPONENTS</b>	34	126	76	102	6	344

SCORE BY PERIODS	1	2	3	4	OT	PTS
<b>BRONCOS</b>	70	93	93	133	3	392
<b>OPPONENTS</b>	34	126	76	102	6	344

## 2001 FINAL STATISTICS (8-8)

Head Coach: Mike Shanahan AFC West: 3rd Home Stadium: INVESCO Field at Mile High

Date	W-L	Score	Opponent	Attendance	RUSHING	No.	Yds.	Avg.	Long	TD
Sept 10	W	31-20	New York Giants	75,735	T. Davis	167	701	4.2	57	0
Sept 23	W	38-17	at Arizona	50,913	Anderson	175	678	3.9	62t	4
Sept 30	L	13-20	Baltimore	75,082	Gary	57	228	4.0	29	1
Oct 7	W	20-6	Kansas City	75,037	Griese	50	173	3.5	24	1
Oct 14	L	21-34	at Seattle	61,837	R. Smith	3	27	9.0	17	0
Oct 21	L	10-27	at San Diego	67,521	Kasper	3	19	6.3	27	0
Oct 28	W	31-20	New England	74,750	Coleman	4	17	4.3	8	0
Nov 5	L	28-38	at Oakland	62,637	Frerotte	10	9	0.9	4t	1
Nov 11	W	26-16	San Diego	74,951	Kennison TM	3	9	3.0	10	0
Nov 18	L	10-17	Washington	74,622	Jackson	5	7	1.4	4	0
Nov 22	W	26-24	at Dallas	64,104	Montgomery	1	5	5.0	5	0
Dec 2	L	10-21	at Miami	73,938	Carter	1	4	4.0	4	0
Dec 9	W	20-7	Seattle	74,524	Hape	2	0	0.0	0	0
Dec 16	L	23-26	at Kansas City (OT)	77,778	BRONCOS	481	1877	3.9	62t	7
Dec 30	W	23-17	Oakland	75,582	OPPONENTS	406	1492	3.7	60t	9
Jan 6	L	10-29	at Indianapolis	56,192						

TEAM STATISTICS	Den	Opp
TOTAL FIRST DOWNS	304	292
Rushing	106	96
Passing	174	176
Penalty	24	30
3RD DOWN: MADE/ATT	83/219	63/191
3rd Down Pct.	37.9	33.0
4TH DOWN: MADE/ATT	4/10	4/10
4th Down Pct.	40.0	40.0
POSSESSION AVG.	31:23	28:37
TOTAL NET YARDS	4817	4774
Avg. Per Game	301.1	298.4
Total Plays	1034	960
Avg. Per Play	4.7	5.0
NET YARDS RUSHING	1877	1492
Avg. Per Game	117.3	93.3
Total Rushes	481	406
NET YARDS PASSING	2940	3282
Avg. Per Game	183.8	205.1
Sacked/Yards Lost	42/268	39/279
Gross Yards	3208	3561
Att./Completions	511/312	515/308
Completion Pct.	61.1	59.8
Had Intercepted	19	22
PUNTS/AVERAGE	82/44.7	77/47.0
NET PUNTING AVG.	82/36.5	77/38.1
PENALTIES/YARDS	95/917	100/853
FUMBLES/BALL LOST	24/8	26/15
TOUCHDOWNS	35	38
Rushing	9	9
Passing	26	23
Returns	2	6

SCORE BY PERIODS	1	2	3	4	OT	PTS
BRONCOS	50	128	89	73	0	340
OPPONENTS	65	94	58	119	3	339

SCORING	TD	Ru	Pa	Ret	PAT	FG	S	PTS
Elam	0	0	0	0	31/31	31/36	0	124
R. Smith	11	0	11	0			0	68
De. Clark	6	0	6	0			0	36
Anderson	4	4	0	0			0	26
Carswell	4	0	4	0			0	26
Hape	3	0	3	0			0	18
Frerotte	1	1	0	0			0	6
Gary	1	1	0	0			0	6
Griese	1	1	0	0			0	6
Kennison TM	1	0	1	0			0	6
McCaffrey	1	0	1	0			0	6
O'Neal	1	0	0	1			0	6
Walker	1	0	0	1			0	6
BRONCOS	35	7	26	2	31/31	31/36	0	340
OPPONENTS	38	9	23	6	36/37	25/29	0	339

2-PT. CONVERSIONS: Anderson, Carswell, R. Smith, BRONCOS 3-4, OPPONENTS 0-1

SACKS: Pryce 7.0, Romanowski 7.0, Washington 4.0, Brown 3.0, Gold 3.0, Hayward 3.0, Wilson 3.0, Berry 2.0, Kennedy 2.0, McGlockton 1.0, Mobley 1.0, Pittman 1.0, Reagar 1.0, Woodall 1.0, BRONCOS 39.0, OPPONENTS 42.0

PASSING	Att	Cmp	Yds	Cmp%	Yds/Att	TD	TD%	Int	Int%	Long	Sack/Lost	Rating
Griese	451	275	2827	61.0	6.27	23	5.1	19	4.2	65t	38/241	78.5
Frerotte	48	30	308	62.5	6.42	3	6.3	0	0.0	26t	3/21	101.7
Jackson	12	7	73	58.3	6.08	0	0.0	0	0.0	19	1/6	76.0
BRONCOS	511	312	3208	61.1	6.28	26	5.1	19	3.7	65t	42/268	80.6
OPPONENTS	515	308	3561	59.8	6.91	23	4.5	22	4.3	72t	39/279	77.8

## 2001 DEFENSIVE STATS

(based on coaches' film review)

	TT	UT	A	S-YDS	I-YDS	PD	FF	FR
1 Mobley	133	101	32	1-6	1-17	3	2	3
2 Wilson	128	98	30	3-25	0-0	7	1	0
3 Romanowski	116	84	32	7-44	0-0	2	1	0
4 Brown	98	78	20	3-26	2-8	8	1	1
5 Kennedy	92	70	22	2-18	1-6	6	0	0
6 O'Neal	60	53	7	0-0	9-115	18	0	0
Washington	60	44	16	4-29	0-0	0	1	1
8 Pryce	55	42	13	7-50	0-0	3	2	0
9 Walker	52	44	8	0-0	3-60	3	0	0
10 Pittman	50	43	7	1-14	0-0	1	1	1
11 McGlockton	43	39	4	1-8	2-17	3	1	0
12 Gold	28	22	6	3-14	0-0	2	1	0
13 Spencer	23	21	2	0-0	3-25	9	0	1
14 Hayward	22	16	6	3-21	0-0	0	0	0
15 Berry	17	13	4	2-12	0-0	1	0	2
16 Lett	15	14	1	0-0	0-0	1	0	0
17 E. Davis	11	6	5	0-0	0-0	1	0	1
18 Coghill	6	5	1	0-0	1-0	0	0	0
Reagar	6	6	0	1-6	0-0	0	0	0
20 Johnson	5	4	1	0-0	0-0	0	0	0
21 Woodall	4	3	1	1-6	0-0	0	0	0
22 Burns	3	2	1	0-0	0-0	0	0	0
23 Jenkins	1	1	0	0-0	0-0	0	0	0
TOTAL	1,028	809	219	39-279	22-240	68	11	10

## 2001 GAMES STARTED

OFFENSE		DEFENSE	
QB Ferrotte, Gus	1	DE Hayward, Reggie	2
QB Griese, Brian	15	DE Pittman, Kavika	14
RB Anderson, Mike	7	DE Washington, Keith	16
RB Davis, Terrell	8	DT McGlockton, Chester	16
RB Gary, Olandis	1	DT Pryce, Trevor	16
FB Carter, Tony	6	LB Mobley, John	16
FB Hape, Patrick	8	LB Romanowski, Bill	16
WR Cole, Chris	1	LB Wilson, Al	16
WR Kasper, Kevin	5	CB O'Neal, Deltha	16
WR McCaffrey, Ed	1	CB Spencer, Jimmy	1
WR Smith, Rod	14	CB Walker, Denard	15
TE Carswell, Dwayne	16	S Brown, Eric	16
TE Clark, Desmond	4	S Kennedy, Kenoy	16
C Nalen, Tom	16		
T Lepsis, Matt	16		
T Teague, Trey	16		
G Friedman, Lennie	14		
G Herndon, Steve	3		
G Neil, Dan	15		

## 2001 COACHES

Mike Shanahan (Head Coach), Frank Bush (Special Teams), Larry Coyer (Linebackers), Rick Dennison (Offensive Line), Karl Dorrell (Wide Receivers), George Dyer (Def. Line), Alex Gibbs (Asst. Head Coach/Off. Line), David Gibbs (Safeties), Gary Kubiak (Off. Coord./DBs), Anthony Lynn (Special Teams Asst.), Pat McPherson (Off. Asst.), Ron Milus (Def. Backs), Brian Pariani (Tight Ends), Ray Rhodes (Def. Coord.), Greg Saporta (Asst. Strength & Cond.), Cedric Smith (Asst. Strength & Cond.), John Teerlinck (Pass Rush Specialist), Bobby Turner (Running Backs), Rich Tuten (Strength & Cond.), Steve Watson (Def. Asst.), Zaven Yaraian (Head Coach's Asst.).

## 2001 LEADERS / RANKINGS

INDIVIDUAL	PLAYER	NO.	AFC RANK	NFL RANK	NFL LEADER	NO.
Points	Elam	124	2t	3t	Wilkins (STL)	127
Rushing Yards	Davis	701	14	24	Holmes (KC)	1,555
Passing Yards	Griese	2,827	13	23	Warner (STL)	4,830
Passer Rating	Griese	78.5	8	15	Warner (STL)	101.4
Receiving Yards	R. Smith	1,343	3	6	Boston (ARI)	1,598
Receptions	R. Smith	113	1	1	Smith (DEN)	113
Interceptions	O'Neal	19	2t	3t	Barber (TB)/Henry (CLE)	10
Sacks	Pryce/Romanowski	17	21t	37t	Strahan (NYG)	22.5

OFFENSE	NO.	AFC RANK	NFL RANK	NFL LEADER	NO.
Points Per Game	21.3	6t	9t	St. Louis	31.4
Total Yards Per Game	301.1	12	22	St. Louis	418.1
Yards Per Play	4.7	12	23t	St. Louis	6.6
Rushing Yards Per Game	117.3	6	10	Pittsburgh	173.4
Net Passing Yards Per Game	183.8	13	25	St. Louis	291.4

DEFENSE	NO.	AFC RANK	NFL RANK	NFL LEADER	NO.
Points Per Game	21.2	12	21	Chicago	12.7
Total Yards Per Game	298.4	4	8	Pittsburgh	258.6
Yards Per Play	5.0	8t	15t	Baltimore	4.4
Rushing Yards Per Game	93.3	4	6	Pittsburgh	74.7
Net Passing Yards Per Game	205.1	10	16	Miami	176.8

## 2001 NFL STANDINGS

AFC EAST	W	L	T	Pct	PF	PA
Team						
yz-New England	11	5	0	.688	371	272
x-Miami	11	5	0	.688	344	290
x-New York Jets	10	6	0	.625	308	295
Indianapolis	6	10	0	.375	413	486
Buffalo	3	13	0	.188	265	420

AFC CENTRAL	W	L	T	Pct	PF	PA
Team						
*yz-Pittsburgh	13	3	0	.812	352	212
x-Baltimore	10	6	0	.625	303	265
Cleveland	7	9	0	.438	285	319
Tennessee	7	9	0	.438	336	388
Jacksonville	6	10	0	.375	294	286
Cincinnati	6	10	0	.375	226	309

AFC WEST	W	L	T	Pct	PF	PA
Team						
y-Oakland	10	6	0	.625	399	327
Seattle	9	7	0	.562	301	324
Denver	8	8	0	.500	340	339
Kansas City	6	10	0	.375	320	344
San Diego	5	11	0	.312	332	321

NFC EAST	W	L	T	Pct	PF	PA
Team						
y-Philadelphia	11	5	0	.688	343	208
Washington	8	8	0	.500	256	303
New York Giants	7	9	0	.438	294	321
Arizona	7	9	0	.438	295	343
Dallas	5	11	0	.312	246	338

NFC CENTRAL	W	L	T	Pct	PF	PA
Team						
yz-Chicago	13	3	0	.812	338	203
x-Green Bay	12	4	0	.750	390	266
x-Tampa Bay	9	7	0	.562	324	280
Minnesota	5	11	0	.312	290	390
Detroit	2	14	0	.125	270	424

NFC WEST	W	L	T	Pct	PF	PA
Team						
*yz-St. Louis	14	2	0	.875	503	273
x-San Francisco	12	4	0	.750	409	282
New Orleans	7	9	0	.438	333	409
Atlanta	7	9	0	.438	291	377
Carolina	1	15	0	.062	253	410

x - Playoffs; y - Division Title; z - First-round Bye; \* - Home-field Advantage

## WILD CARD PLAYOFF GAMES

1/12 - at Philadelphia 31, Tampa Bay 9  
1/12 - at Oakland 38, New York Jets 24  
1/13 - at Green Bay 25, San Francisco 15  
1/13 - Baltimore 20, at Miami 3

## DIVISIONAL PLAYOFF GAMES

1/19 - Philadelphia 33, at Chicago 19  
1/19 - at New England 16, Oakland 13 (OT)  
1/20 - at St. Louis 45, Green Bay 17  
1/20 - at Pittsburgh 27, Baltimore 10

## CONFERENCE CHAMPIONSHIPS

1/27 - at St. Louis 29, Philadelphia 24  
1/27 - New England 24, at Pittsburgh 17

## SUPER BOWL XXXVI (NEW ORLEANS)

2/3 - New England 20, St. Louis 17





# 1999 FINAL STATISTICS (6-10)

Head Coach: Mike Shanahan AFC West: 5th Home Stadium: Mile High Stadium

Date	W-L	Score	Opponent	Attendance	RUSHING	No.	Yds.	Avg.	Long	TD
Sept 13	L	21-38	Miami	75,623	Gary	276	1159	4.2	71	7
Sept 19	L	10-26	at Kansas City	78,683	Davis	67	211	3.1	26	2
Sept 26	L	10-13	at Tampa Bay	65,297	Loville	40	203	5.1	36t	1
Oct 3	L	13-21	New York Jets	74,181	Griese	46	138	3.0	23	2
Oct 10	W	16-13	at Oakland	55,704	Griffith	17	66	3.9	13	1
Oct 17	W	31-10	Green Bay	73,352	C. Miller	8	40	5.0	13	0
Oct 24	L	23-24	at New England	60,011	Avery LG	5	21	4.2	11	0
Oct 31	L	20-23	Minnesota	75,021	Avery TM	5	21	4.2	11	0
Nov 7	W	33-17	at San Diego	61,204	Brister	2	17	8.5	17	0
Nov 14	L	17-20	at Seattle	66,314	D. Smith	1	7	7.0	1	0
Nov 22	W	27-21	Oakland (OT)	70,012	Lynn	1	2	1.0	1	0
Dec 5	L	10-16	Kansas City	73,855	Rouen	1	0	0.0	0	0
Dec 13	L	24-27	at Jacksonville	71,357	<b>BRONCOS</b>	<b>465</b>	<b>1864</b>	<b>4.0</b>	<b>71</b>	<b>13</b>
Dec 19	W	36-30	Seattle (OT)	65,987	<b>OPPONENTS</b>	<b>440</b>	<b>1737</b>	<b>3.9</b>	<b>54</b>	<b>15</b>
Dec 25	W	17-7	at Detroit	73,158	<b>RECEIVING</b>	<b>No.</b>	<b>Yds.</b>	<b>Avg.</b>	<b>Long</b>	<b>TD</b>
Jan 2	L	6-12	San Diego	69,278	R. Smith	79	1020	12.9	71	4

TEAM STATISTICS	Den	Opp
TOTAL FIRST DOWNS	308	267
Rushing	107	88
Passing	168	154
Penalty	33	25

3RD DOWN: MADE/ATT	84/229	64/203
3rd Down Pct.	36.7	31.5
4TH DOWN: MADE/ATT	6/14	5/11
4th Down Pct.	42.9	45.5

POSSESSION AVG.	31:06	28:54
TOTAL NET YARDS	5283	4753
Avg. Per Game	330.2	297.1
Total Plays	1053	961
Avg. Per Play	5.0	4.9

NET YARDS RUSHING	1864	1737
Avg. Per Game	116.5	108.6
Total Rushes	465	440
NET YARDS PASSING	3419	3016
Avg. Per Game	213.7	188.5

Sacked/Yards Lost	34/227	50/283
Gross Yards	3646	3299
Att./Completions	554/319	471/273
Completion Pct.	57.6	58.0
Had Intercepted	18	15

PUNTS/AVERAGE	84/46.5	92/43.6
NET PUNTING AVG.	84/35.6	92/36.5
PENALTIES/YARDS	114/872	114/1016
FUMBLES/BALL LOST	33/10	29/11
TOUCHDOWNS	32	35

Rushing	15	15
Passing	16	17
Returns	3	3

SCORE BY PERIODS	1	2	3	4	OT	PTS
BRONCOS	79	58	77	88	12	314
OPPONENTS	34	115	62	107	0	318

SCORING	TD	Ru	Pa	Ret	PAT	FG	S	PTS
Elam	0	0	0	0	29/29	29/36	0	116
Gary	7	7	0	0	0	0	0	44
McCaffrey	7	0	7	0	0	0	0	42
R. Smith	4	0	4	0	0	0	0	24
Carswell	2	0	2	0	0	0	0	12
Chamberlain	2	0	2	0	0	0	0	12
Davis	2	2	0	0	0	0	0	12
Griese	2	2	0	0	0	0	0	12
Griffith	2	1	1	0	0	0	0	12
Cadrez	1	0	0	1	0	0	0	6
Loville	1	1	0	0	0	0	0	6
Romanowski	1	0	0	1	0	0	0	6
Watson	1	0	0	1	0	0	0	6
Pryce	0	0	0	0	0	0	1	2
TEAM	0	0	0	0	0	0	1	2
BRONCOS	32	13	16	3	29/29	29/36	2	314
OPPONENTS	35	15	17	3	31/32	25/29	0	318

SCORING	TD	Ru	Pa	Ret	PAT	FG	S	PTS
Elam	0	0	0	0	29/29	29/36	0	116
Gary	7	7	0	0	0	0	0	44
McCaffrey	7	0	7	0	0	0	0	42
R. Smith	4	0	4	0	0	0	0	24
Carswell	2	0	2	0	0	0	0	12
Chamberlain	2	0	2	0	0	0	0	12
Davis	2	2	0	0	0	0	0	12
Griese	2	2	0	0	0	0	0	12
Griffith	2	1	1	0	0	0	0	12
Cadrez	1	0	0	1	0	0	0	6
Loville	1	1	0	0	0	0	0	6
Romanowski	1	0	0	1	0	0	0	6
Watson	1	0	0	1	0	0	0	6
Pryce	0	0	0	0	0	0	1	2
TEAM	0	0	0	0	0	0	1	2
BRONCOS	32	13	16	3	29/29	29/36	2	314
OPPONENTS	35	15	17	3	31/32	25/29	0	318

SCORING	TD	Ru	Pa	Ret	PAT	FG	S	PTS
Elam	0	0	0	0	29/29	29/36	0	116
Gary	7	7	0	0	0	0	0	44
McCaffrey	7	0	7	0	0	0	0	42
R. Smith	4	0	4	0	0	0	0	24
Carswell	2	0	2	0	0	0	0	12
Chamberlain	2	0	2	0	0	0	0	12
Davis	2	2	0	0	0	0	0	12
Griese	2	2	0	0	0	0	0	12
Griffith	2	1	1	0	0	0	0	12
Cadrez	1	0	0	1	0	0	0	6
Loville	1	1	0	0	0	0	0	6
Romanowski	1	0	0	1	0	0	0	6
Watson	1	0	0	1	0	0	0	6
Pryce	0	0	0	0	0	0	1	2
TEAM	0	0	0	0	0	0	1	2
BRONCOS	32	13	16	3	29/29	29/36	2	314
OPPONENTS	35	15	17	3	31/32	25/29	0	318

SCORING	TD	Ru	Pa	Ret	PAT	FG	S	PTS
Elam	0	0	0	0	29/29	29/36	0	116
Gary	7	7	0	0	0	0	0	44
McCaffrey	7	0	7	0	0	0	0	42
R. Smith	4	0	4	0	0	0	0	24
Carswell	2	0	2	0	0	0	0	12
Chamberlain	2	0	2	0	0	0	0	12
Davis	2	2	0	0	0	0	0	12
Griese	2	2	0	0	0	0	0	12
Griffith	2	1	1	0	0	0	0	12
Cadrez	1	0	0	1	0	0	0	6
Loville	1	1	0	0	0	0	0	6
Romanowski	1	0	0	1	0	0	0	6
Watson	1	0	0	1	0	0	0	6
Pryce	0	0	0	0	0	0	1	2
TEAM	0	0	0	0	0	0	1	2
BRONCOS	32	13	16	3	29/29	29/36	2	314
OPPONENTS	35	15	17	3	31/32	25/29	0	318

SCORING	TD	Ru	Pa	Ret	PAT	FG	S	PTS
Elam	0	0	0	0	29/29	29/36	0	116
Gary	7	7	0	0	0	0	0	44
McCaffrey	7	0	7	0	0	0	0	42
R. Smith	4	0	4	0	0	0	0	24
Carswell	2	0	2	0	0	0	0	12
Chamberlain	2	0	2	0	0	0	0	12
Davis	2	2	0	0	0	0	0	12
Griese	2	2	0	0	0	0	0	12
Griffith	2	1	1	0	0	0	0	12
Cadrez	1	0	0	1	0	0	0	6
Loville	1	1	0	0	0	0	0	6
Romanowski	1	0	0	1	0	0	0	6
Watson	1	0	0	1	0	0	0	6
Pryce	0	0	0	0	0	0	1	2
TEAM	0	0	0	0	0	0	1	2
BRONCOS	32	13	16	3	29/29	29/36	2	314
OPPONENTS	35	15	17	3	31/32	25/29	0	318

SCORING	TD	Ru	Pa	Ret	PAT	FG	S	PTS
Elam	0	0	0	0	29/29	29/36	0	116
Gary	7	7	0	0	0	0	0	44
McCaffrey	7	0	7	0	0	0	0	42
R. Smith	4	0	4	0	0	0	0	24
Carswell	2	0	2	0	0	0	0	12
Chamberlain	2	0	2	0	0	0	0	12
Davis	2	2	0	0	0	0	0	12
Griese	2	2	0	0	0	0	0	12
Griffith	2	1	1	0	0	0	0	12
Cadrez	1	0	0	1	0	0	0	6
Loville	1	1	0	0	0	0	0	6
Romanowski	1	0	0	1	0	0	0	6
Watson	1	0	0	1	0	0	0	6
Pryce	0	0	0	0	0	0	1	2
TEAM	0	0	0	0	0	0	1	2
BRONCOS	32	13	16	3	29/29	29/36	2	314
OPPONENTS	35	15	17	3	31/32	25/29	0	318

SCORING	TD	Ru	Pa	Ret	PAT	FG	S	PTS
Elam	0	0	0	0	29/29	29/36	0	116
Gary	7	7	0	0	0	0	0	44
McCaffrey	7	0	7	0	0	0	0	42
R. Smith	4	0	4	0	0	0	0	24
Carswell	2	0	2	0	0	0	0	12
Chamberlain	2	0	2	0	0	0	0	12
Davis	2	2	0	0	0	0	0	12
Griese	2	2	0	0	0	0	0	12
Griffith	2	1	1	0	0	0	0	12
Cadrez	1	0	0	1	0	0	0	6
Loville	1	1	0	0	0	0	0	6
Romanowski	1	0	0	1	0	0	0	6
Watson	1	0	0	1	0	0	0	6
Pryce	0	0	0	0	0	0	1	2
TEAM	0	0	0	0	0	0	1	2
BRONCOS	32	13	16	3	29/29	29/36	2	314
OPPONENTS	35	15	17	3	31/32	25/29	0	318

SCORE BY PERIODS								1	2	3	4	OT	PTS	BRONCOS OPPONENTS									
								92	4011	43.6	36.5	12	27	64	1	84	3908	46.5	35.6	16	19	65	0

# 1998 FINAL STATISTICS (14-2)

Head Coach: Mike Shanahan AFC West: 1st Home Stadium: Mile High Stadium

Date	W-L	Score	Opponent	Attendance	RUSHING	No.	Yds.	Avg.	Long	TD
Sept 7	W	27-21	New England	74,745	Davis	392	2008	5.1	70	21
Sept 13	W	42-23	Dallas	75,013	Loville	53	161	3.0	12	2
Sept 20	W	34-17	at Oakland	56,578	Brister	19	102	5.4	38t	1
Sept 27	W	38-16	at Washington	71,880	Elway	37	94	2.5	16	1
Oct 4	W	41-16	Philadelphia	73,218	R. Smith	6	63	10.5	37	0
Oct 11	W	21-16	at Seattle	66,258	Hebron	9	31	3.4	8	1
Oct 25	W	37-24	Jacksonville	75,217	Griffith	4	13	3.3	16	0
Nov 1	W	33-26	at Cincinnati	59,974	Rouen	1	0	0.0	0	0
Nov 8	W	27-10	San Diego	74,925	Griese	4	-4	-1.0	0	0
Nov 16	W	30-7	at Kansas City	78,100	<b>BRONCOS</b>	<b>525</b>	<b>2468</b>	<b>4.7</b>	<b>70</b>	<b>26</b>
Nov 22	W	40-14	Oakland	75,325	<b>OPPONENTS</b>	<b>356</b>	<b>1287</b>	<b>3.6</b>	<b>45</b>	<b>8</b>
Nov 29	W	31-16	at San Diego	66,532	<b>RECEIVING</b>	<b>No.</b>	<b>Yds.</b>	<b>Avg.</b>	<b>Long</b>	<b>TD</b>
Dec 6	W	35-31	Kansas City	74,962	R. Smith	86	1222	14.2	58	6
Dec 13	L	16-20	at New York Giants	72,336	McCaffrey	64	1053	16.5	48	10
Dec 21	L	21-31	at Miami	74,363	Sharpe	64	768	12.0	38t	10
Dec 27	W	28-21	Seattle	74,057	Davis	25	217	8.7	35	2

TEAM STATISTICS	Den	Opp
TOTAL FIRST DOWNS	347	283
Rushing	135	80
Passing	186	183
Penalty	26	20
3RD DOWN: MADE/ATT	90/207	88/225
3rd Down Pct.	43.5	39.1
4TH DOWN: MADE/ATT	4/10	10/19
4th Down Pct.	40.0	52.6
POSSESSION AVG.	32:08	27:52
TOTAL NET YARDS	6092	4935
Avg. Per Game	380.8	308.4
Total Plays	1041	999
Avg. Per Play	5.9	4.9
NET YARDS RUSHING	2468	1287
Avg. Per Game	154.3	80.4
Total Rushes	525	356
NET YARDS PASSING	3624	3648
Avg. Per Game	226.5	228.0
Sacked/Yards Lost	25/184	47/335
Gross Yards	3808	3983
Att./Completions	491/290	596/345
Completion Pct.	59.1	57.9
Had Intercepted	14	19
PUNTS/AVERAGE	67/46.2	88/42.4
NET PUNTING AVG.	67/37.6	88/36.1
PENALTIES/YARDS	115/1023	113/865
FUMBLES/BALL LOST	17/6	28/11
TOUCHDOWNS	62	38
Rushing	26	8
Passing	32	28
Returns	4	2

SCORE BY PERIODS	1	2	3	4	OT	PTS
<b>BRONCOS</b>	144	156	64	137	0	501
<b>OPPONENTS</b>	54	87	58	110	0	309

SCORING	TD	Ru	Pa	Ret	PAT	FG	S	PTS
Davis	23	21	2	0			0	138
Elam	0	0	0	0	58/58	23/27	0	127
McCaffrey	10	0	10	0			0	62
Sharpe	10	0	10	0			0	60
R. Smith	7	0	6	1			0	42
Griffith	3	0	3	0			0	18
Hebron	2	1	0	1			0	12
Loville	2	2	0	0			0	12
Brister	1	1	0	0			0	6
Crockett	1	0	0	1			0	6
Elway	1	1	0	0			0	6
Gordon	1	0	0	1			0	6
Green	1	0	1	0			0	6
Rouen	0	0	0	0	0/1	0/0	0	0
<b>BRONCOS</b>	<b>62</b>	<b>26</b>	<b>32</b>	<b>4</b>	<b>58/59</b>	<b>23/27</b>	<b>0</b>	<b>501</b>
<b>OPPONENTS</b>	<b>38</b>	<b>8</b>	<b>28</b>	<b>2</b>	<b>31/31</b>	<b>14/20</b>	<b>2</b>	<b>309</b>

2-PT. CONVERSIONS:	McCaffrey, BRONCOS 1-3, OPPONENTS 2-7
<b>SACKS:</b>	Pryce 8.5, Tanuvasa 8.5, Romanowski 7.5, Cadrez 4.0, N. Smith 4.0, Hasselbach 3.0, Williams 3.0, Lodish 2.0, Traylor 2.0, Washington 2.0, Johnson 1.0, Mobley 1.0, Crockett 0.5, <b>BRONCOS 47.0, OPPONENTS 25.0</b>

PASSING	Att	Cmp	Yds	Cmp%	Yds/Att	TD	TD%	Int	Int%	Long	Sack/Lost	Rating
Elway	356	210	2806	59.0	7.88	22	6.2	10	2.8	58	18/135	93.0
Brister	131	78	986	59.5	7.53	10	7.6	3	2.3	48	7/49	99.0
Griese	3	1	14	33.3	0.67	0	0.0	1	33.3	2	0/0	2.8
R. Smith	1	1	14	100.0	14.00	0	0.0	0	0.0	14	0/0	118.8
<b>BRONCOS</b>	<b>491</b>	<b>290</b>	<b>3808</b>	<b>59.1</b>	<b>7.76</b>	<b>32</b>	<b>6.5</b>	<b>14</b>	<b>2.9</b>	<b>58</b>	<b>25/184</b>	<b>93.5</b>
<b>OPPONENTS</b>	<b>596</b>	<b>345</b>	<b>3983</b>	<b>57.9</b>	<b>6.68</b>	<b>28</b>	<b>4.7</b>	<b>19</b>	<b>3.2</b>	<b>75t</b>	<b>47/335</b>	<b>80.5</b>

ELAM: (53G,42G)((35G,35G)(37G))((31G,63G,32G)(33G,37G)(31G,26G)(42G,46G,35G)(33G,23G)(34G)(37B)(24G,38G,30G)(52G,44G,43N)(42N,55N)  
 OPPONENTS: (39N,37B)(30G,54G,26G)(44G)(44N,37G)((23G)(45G,51N)(25G,23G,52N)((1)(27G)(20G)(36G,19G)(28N,42G))

# 1998 DEFENSIVE STATS

(based on coaches' film review)

	TT	UT	A	S-YDS	I-YDS	PD	FF	FR
1 Mobley	132	105	27	1-7	1-2	13	2	1
2 Cadrez	105	76	29	4-20	2-11	2	3	0
3 Romanowski	95	71	24	7.5-56.5	2-22	9	3	3
4 Atwater	85	55	30	0-0	1-4	7	0	1
5 Gordon	74	61	13	0-0	4-125	12	0	0
6 Crockett	68	61	7	0.5-2.5	3-105	15	1	0
7 Pryce	59	48	11	8.5-56.5	1-1	0	0	0
8 Braxton	57	43	14	0-0	1-72	6	1	0
9 Tanuvasa	53	47	6	8.5-66.5	0-0	0	1	2
10 Traylor	49	40	9	2-8	0-0	2	0	1
11 E. Brown	43	29	14	0-0	0-0	3	0	1
12 Johnson	39	35	4	1-11	2-79	9	0	0
13 N. Smith	38	25	13	4-38	1-2	2	1	0
14 Washington	33	27	6	2-8	0-0	0	0	0
15 Hasselbach	27	24	3	3-26	0-0	0	0	0
16 Williams	19	11	8	3-24	0-0	2	0	0
17 Lodish	14	7	7	2-11	0-0	0	0	0
18 James	12	10	2	0-0	0-0	2	0	0
Coghill	12	9	3	0-0	1-20	1	0	0
20 Joyner	9	6	3	0-0	0-0	0	0	0
21 Burns	8	6	2	0-0	0-0	1	0	0
22 Paul	5	5	0	0-0	0-0	2	0	0
<b>TEAM</b>	<b>1,036</b>	<b>801</b>	<b>235</b>	<b>47-335</b>	<b>19-439</b>	<b>88</b>	<b>12</b>	<b>9</b>

# 1998 GAMES STARTED

OFFENSE		DEFENSE	
QB Brister, Bubby	4	DE Hasselbach, Harald	3
QB Elway, John	12	DE Smith, Neil	14
RB Davis, Terrell	16	DE Tanuvasa, Maa	16
FB Griffith, Howard	14	DT Lodish, Mike	1
FB Smith, Detron	2	DT Pryce, Trevor	15
WR Green, Willie	1	DT Traylor, Keith	14
WR McCaffrey, Ed	15	LB Cadrez, Glenn	15
WR Smith, Rod	16	LB Joyner, Seth	1
TE Carswell, Dwayne	1	LB Mobley, John	15
TE Sharpe, Shannon	16	LB Romanowski, Bill	16
C Nalen, Tom	16	CB Crockett, Ray	16
T Jones, Tony	16	CB Gordon, Darrien	16
T Swayne, Harry	16	CB Johnson, Darius	2
G Neil, Dan	16	S Atwater, Steve	16
G Schlereth, Mark	16	S Braxton, Tyrone	6
		S Brown, Eric	10

# 1998 COACHES

Mike Shanahan (Head Coach), Frank Bush (Linebackers), Barney Chavous (Asst. Offensive Line/Asst. Strength & Conditioning), Rick Dennison (Special Teams), Ed Donatelli (Defensive Backs), George Dyer (Defensive Line), Alex Gibbs (Asst. Head Coach/Offensive Line), Mike Heimerdinger (Wide Receivers), Gary Kubiak (Offensive Coordinator/OBs), Pat McPherson (Defensive Asst.), Brian Pariani (Tight Ends), Ricky Porter (Offensive Asst.), Greg Robinson (Defensive Coordinator), Greg Saporta (Asst. Strength & Conditioning), Rick Smith (Defensive Asst.), John Teerlinck (Pass Rush Specialist), Bobby Turner (Running Backs), Rich Tuten (Strength & Conditioning).

# 1998 LEADERS / RANKINGS

INDIVIDUAL	PLAYER	NO.	AFC RANK	NFL RANK	NFL LEADER	NO.
Points	Davis	138	2	3	Anderson (MIN)	164
Rushing Yards	Davis	2,008	1	1	Davis (DEN)	2,008
Passing Yards	Elway	2,806	6	12	Favre (GB)	4,212
Passer Rating	Brister	99.0	2	5	Cunningham (MIN)	106.0
Receiving	R. Smith	1,222	2	4	Freeman (GB)	1,424
Receptions	R. Smith	86	2	3	Sanders (ARI)	89
Interceptions	Gordon	4	14t	24t	Law (NE)	9
Sacks	Pryce/Tanuvasa	8.5	10t	27t	Sinclair (SEA)	16.5

OFFENSE	NO.	AFC RANK	NFL RANK	NFL LEADER	NO.
Points Per Game	31.3	1	2	Minnesota	34.8
Total Yards Per Game	380.8	1	3	San Francisco	425.0
Yards Per Play	5.9	1	3	Min./S.F.	6.2
Rushing Yards Per Game	154.3	1	2	San Francisco	159.0
Net Passing Yards Per Game	226.5	4	7	Minnesota	270.5

DEFENSE	NO.	AFC RANK	NFL RANK	NFL LEADER	NO.
Points Per Game	19.3	4	8t	Miami	16.6
Total Yards Per Game	308.4	7	11	San Diego	263.0
Yards Per Play	4.9	6t	9t	San Diego	4.3
Rushing Yards Per Game	80.4	2	3	San Diego	71.3
Net Passing Yards Per Game	228.0	14	26	Philadelphia	170.0

# 1998 NFL STANDINGS

AFC EAST	Team	W	L	T	Pct	PF	PA
	yz-New York Jets	12	4	0	.750	416	266
	x-Miami	10	6	0	.625	321	265
	x-Buffalo	10	6	0	.625	400	333
	x-New England	9	7	0	.563	337	329
	Indianapolis	3	13	0	.188	310	444

AFC CENTRAL	Team	W	L	T	Pct	PF	PA
	y-Jacksonville	11	5	0	.688	392	338
	Tennessee	8	8	0	.500	330	320
	Pittsburgh	7	9	0	.438	263	303
	Baltimore	6	10	0	.375	269	335
	Cincinnati	3	13	0	.188	268	452

AFC WEST	Team	W	L	T	Pct	PF	PA
	*yz-Denver	14	2	0	.875	501	309
	Oakland	8	8	0	.500	288	356
	Seattle	8	8	0	.500	372	310
	Kansas City	7	9	0	.438	327	363
	San Diego	5	11	0	.313	241	342

NFC EAST	Team	W	L	T	Pct	PF	PA
	y-Dallas	10	6	0	.625	381	275
	x-Arizona	9	7	0	.563	325	378
	New York Giants	8	8	0	.500	287	309
	Washington	6	10	0	.375	319	421
	Philadelphia	3	13	0	.188	161	344

NFC CENTRAL	Team	W	L	T	Pct	PF	PA
	*yz-Minnesota	15	1	0	.938	556	296
	x-Green Bay	11	5	0	.688	408	319
	Tampa Bay	8	8	0	.500	314	295
	Detroit	5	11	0	.313	306	378
	Chicago	4	12	0	.250	276	368

NFC WEST	Team	W	L	T	Pct	PF	PA
	yz-Atlanta	14	2	0	.875	442	289
	x-San Francisco	12	4	0	.750	479	328
	New Orleans	6	10	0	.375	305	359
	St. Louis	4	12	0	.250	285	378
	Carolina	4	12	0	.250	336	413

x - Playoffs; y - Division Title; z - First-round Bye; \* - Home-field Advantage

# WILD CARD PLAYOFF GAMES

1/2 - at Miami 24, Buffalo 17  
 1/2 - Arizona 20, at Dallas 7  
 1/3 - at Jacksonville 25, New England 10  
 1/3 - at San Francisco 30, Green Bay 27

# DIVISIONAL PLAYOFF GAMES

## 1997 FINAL STATISTICS (12-4)

Head Coach: Mike Shanahan AFC West: 2nd Home Stadium: Mile High Stadium

Date	W-L	Score	Opponent	Attendance	RUSHING	No.	Yds.	Avg.	Long	TD
Aug 31	W	19-3	Kansas City	75,600	Davis	369	1750	4.7	50t	15
Sept 7	W	35-14	at Seattle	55,859	Hebron	49	222	4.5	46	1
Sept 14	W	35-14	St. Louis	74,338	Elway	50	218	4.4	23	1
Sept 21	W	38-20	Cincinnati	73,871	Loville	25	124	5.0	17	1
Sept 28	W	29-21	at Atlanta	48,211	Griffith	9	34	3.8	9	0
Oct 6	W	34-13	New England	75,821	R. Smith	5	16	3.2	21	0
Oct 19	L	25-28	at Oakland	57,006	D. Smith	4	10	2.5	11	0
Oct 26	W	23-20	at Buffalo (OT)	78,458	Brister	4	2	0.5	2	0
Nov 2	W	30-27	Seattle	74,212	Lewis	5	2	0.4	5	0
Nov 9	W	34-0	Carolina	71,408	<b>BRONCOS</b>	<b>520</b>	<b>2378</b>	<b>4.6</b>	<b>50t</b>	<b>18</b>
Nov 16	L	22-24	at Kansas City	77,963	<b>OPPONENTS</b>	<b>381</b>	<b>1803</b>	<b>4.7</b>	<b>83t</b>	<b>10</b>
Nov 24	W	31-3	Oakland	75,307	<b>RECEIVING</b>	<b>No.</b>	<b>Yds.</b>	<b>Avg.</b>	<b>Long</b>	<b>TD</b>
Nov 30	W	38-28	at San Diego	54,245	Sharpe	72	1107	15.4	68t	3
Dec 7	L	24-35	at Pittsburgh	59,739	R. Smith	70	1180	16.9	78	12
Dec 15	L	17-34	at San Francisco	68,461	McCaffrey	45	590	13.1	35	8
Dec 21	W	38-3	San Diego	69,632	Davis	42	287	6.8	25	0

TEAM STATISTICS	Den	Opp
TOTAL FIRST DOWNS	340	258
Rushing	138	83
Passing	172	145
Penalty	30	30
3RD DOWN: MADE/ATT	92/217	65/207
3rd Down Pct.	42.4	31.4
4TH DOWN: MADE/ATT	7/16	8/19
4th Down Pct.	43.8	42.1
POSSESSION AVG.	32:07	27:53
TOTAL NET YARDS	5672	4671
Avg. Per Game	367.0	291.9
Total Plays	1068	951
Avg. Per Play	5.5	4.9
NET YARDS RUSHING	2378	1803
Avg. Per Game	148.6	112.7
Total Rushes	520	381
NET YARDS PASSING	3494	2868
Avg. Per Game	218.4	179.3
Sacked/Yards Lost	35/210	44/298
Gross Yards	3704	3166
Att./Completions	513/287	526/290
Completion Pct.	55.9	55.1
Had Intercepted	11	18
PUNTS/AVERAGE	60/43.5	94/43.5
NET PUNTING AVG.	60/38.1	94/35.7
PENALTIES/YDS.	116/1006	130/1118
FUMBLES/LOST	25/10	27/13
TOUCHDOWNS	55	35
Rushing	18	10
Passing	27	20
Returns	10	5

SCORE BY PERIODS	1	2	3	4	OT	Total
BRONCOS	107	140	137	85	3	472
OPPONENTS	34	100	68	85	0	287

SCORING	TD	Ru	Pa	Ret	PAT	FG	S	PTS
Elam	0	0	0	0	46/46	26/36	0	124
Davis	15	15	0	0	0	0	0	96
R. Smith	12	0	12	0	0	0	0	72
McCaffrey	8	0	8	0	0	0	0	48
Gordon	4	0	0	4	0	0	0	24
Sharpe	3	0	3	0	0	0	0	20
Green	2	0	2	0	0	0	0	12
Bentley TM	0	0	0	0	4/4	2/3	0	10
Atwater	1	0	0	1	0	0	0	6
Braxton	1	0	0	1	0	0	0	6
Carswell	1	0	1	0	0	0	0	6
Elway	1	1	0	0	0	0	0	6
Hebron	1	1	0	0	0	0	0	6
Johnson	1	0	0	1	0	0	0	6
Loville	1	1	0	0	0	0	0	6
Mobley	1	0	0	1	0	0	0	6
D. Smith	1	0	1	0	0	0	0	6
Traylor	1	0	0	1	0	0	0	6
Williams	1	0	0	1	0	0	0	6
<b>BRONCOS</b>	<b>55</b>	<b>18</b>	<b>27</b>	<b>10</b>	<b>50/50</b>	<b>28/39</b>	<b>0</b>	<b>472</b>
<b>OPPONENTS</b>	<b>35</b>	<b>10</b>	<b>20</b>	<b>5</b>	<b>35/35</b>	<b>14/19</b>	<b>0</b>	<b>287</b>

2-PT. CONVERSIONS: Davis 3, Sharpe, BRONCOS 4-5, OPPONENTS 0-0

**SACKS:** N. Smith 8.5, Tanuvasa 8.5, Williams 8.5, Mobley 4.0, Gordon 2.0, Pryce 2.0, Romanowski 2.0, Traylor 2.0, Hasselbach 1.5, Atwater 1.0, Lodish 1.0, McKyer 1.0, Braxton 0.5, Richie 0.5, BRONCOS 44.0, OPPONENTS 35.0

PASSING	Att.	Cmp.	Yds.	Cmp%	Yds/Att.	TD	TD%	Int	Int%	LG	Sacked	Rating
Elway	502	280	3635	55.8	7.24	27	5.4	11	2.2	78	34/203	87.5
Brister	9	6	48	66.7	5.33	0	0.0	0	0.0	15	0/0	79.9
Lewis	2	1	21	50.0	10.50	0	0.0	0	0.0	21	1/7	87.5
<b>BRONCOS</b>	<b>513</b>	<b>287</b>	<b>3704</b>	<b>55.9</b>	<b>7.22</b>	<b>27</b>	<b>5.3</b>	<b>11</b>	<b>2.1</b>	<b>78</b>	<b>35/210</b>	<b>87.4</b>
<b>OPPONENTS</b>	<b>526</b>	<b>290</b>	<b>3166</b>	<b>55.1</b>	<b>6.02</b>	<b>20</b>	<b>3.8</b>	<b>18</b>	<b>3.4</b>	<b>69t</b>	<b>44/298</b>	<b>71.5</b>

## 1997 DEFENSIVE STATS

(based on coaches' film review)

	TT	UT	A	S-YDS	I-YDS	PD	FF	FR
1 Mobley	162	113	49	4-23	1-13	8	3	1
2 Romanowski	117	77	40	2-18	1-7	2	2	0
3 Braxton	90	74	16	0.5-0.5	4-113	9	1	3
4 Crockett	83	69	14	0-0	4-18	21	1	0
Atwater	83	61	22	1-18	2-42	8	0	2
6 Aldridge	80	55	25	0-0	0-0	6	1	0
7 Gordon	62	50	12	2-2	4-64	11	1	1
8 Traylor	51	39	12	2-20	1-62	2	0	0
9 Williams	48	39	9	8.5-74	0-0	1	1	1
10 N. Smith	46	38	8	8.5-39.5	0-0	4	1	0
11 Pryce	28	20	8	2-9.5	0-0	0	0	0
12 Hasselbach	23	19	4	1.5-14.5	0-0	1	0	0
13 Tanuvasa	21	20	1	8.5-44.5	0-0	0	0	0
14 Johnson	17	17	0	0-0	0-0	7	0	0
McKyer	17	12	5	1-13	1-0	5	1	0
16 Lodish	14	9	5	1-7.5	0-0	0	0	1
17 Perry	11	9	2	0-0	0-0	3	1	0
18 Cadrez	8	7	1	0-0	0-0	0	0	0
19 Dodge	7	6	1	0-0	0-0	0	0	0
20 Hilliard	5	2	3	0-0	0-0	2	0	0
21 Burns	3	2	1	0-0	0-0	0	0	0
22 E. Jones	1	1	0	0-0	0-0	0	0	0
Veland	1	0	1	0-0	0-0	1	0	0
Richie	1	0	1	0.5-2	0-0	0	0	0
<b>TEAM</b>	<b>979</b>	<b>740</b>	<b>239</b>	<b>44-298</b>	<b>18-319</b>	<b>91</b>	<b>13</b>	<b>9</b>

## 1997 GAMES STARTED

OFFENSE	DEFENSE	
QB Elway, John	16 DE Hasselbach, Harald	3
RB Davis, Terrell	15 DE Smith, Neil	13
RB Hebron, Vaughn	1 DE Williams, Alfred	16
FB Griffith, Howard	13 DT Perry, Michael Dean	8
WR Green, Willie	1 DT Pryce, Trevor	3
WR McCaffrey, Ed	15 DT Tanuvasa, Maa	5
WR Smith, Rod	16 DT Traylor, Keith	16
TE Carswell, Dwayne	3 LB Aldridge, Allen	15
TE Sharpe, Shannon	16 LB Moley, John	16
C Nalen, Tom	16 LB Romanowski, Bill	16
T Brown, Jamie	2 CB Crockett, Ray	16
T Jones, Tony	16 CB Gordon, Darrien	16
T Zimmerman, Gary	14 CB McKyer, Tim	1
G Diaz-Infante, David	7 S Atwater, Steve	15
G Habib, Brian	14 S Braxton, Tyrone	16
G Schlereth, Mark	11 S Dodge, Dedrick	1

## 1997 COACHES

Mike Shanahan (Head Coach), Frank Bush (Linebackers), Barney Chavous (Asst. Offensive Line/Asst. Strength & Conditioning), Rick Dennison (Special Teams), Ed Donatelli (Defensive Backs), George Dyer (Defensive Line), Alex Gibbs (Asst. Head Coach/Defensive Line), Mike Heimerdinger (Wide Receivers), Gary Kubiak (Offensive Coordinator/Quarterbacks), Brian Pariani (Tight Ends), Ricky Porter (Offensive Asst.), Greg Robinson (Defensive Coordinator), Greg Saporta (Asst. Strength & Conditioning), Rick Smith (Defensive Asst.), John Teerlinck (Pass Rush Specialist), Bobby Turner (Running Backs), Rich Tuten (Strength & Conditioning).

## 1997 LEADERS / RANKINGS

INDIVIDUAL	PLAYER	NO.	AFC RANK	NFL RANK	NFL LEADER	NO.
Points	Elam	124	2	4	Hollis (JAC)	134
Rushing Yards	Davis	1,750	1	2	Sanders (DET)	2,053
Passing Yards	Elway	3,635	4	5	Favre (GB)	3,867
Passer Rating	Elway	87.5	4	7	Young (SF)	104.7
Receiving Yards	R. Smith	1,180	4	8t	Moore (DET)	1,584
Receptions	Sharpe	72	7t	15t	Moore (DET)	104
Interceptions	Three Players	4	8t	23t	McNeil (STL)	9
Sacks	Three Players	8.5	10t	25t	Randall (MIN)	15.5

OFFENSE	NO.	AFC RANK	NFL RANK	NFL LEADER	NO.
Points Per Game	29.5	1	1	Denver	29.5
Total Yards Per Game	367.0	1	1	Denver	367.0
Yards Per Play	5.5	1t	3t	Pittsburgh	5.6
Rushing Yards Per Game	148.6	3	4	Pittsburgh	154.9
Net Passing Yards Per Game	218.4	7	9	Seattle	247.4

DEFENSE	NO.	AFC RANK	NFL RANK	NFL LEADER	NO.
Points Per Game	17.9	2t	6t	Kansas City	14.5
Total Yards Per Game	291.9	1	5	San Francisco	250.8
Yards Per Play	4.9	4t	12t	San Francisco	4.2
Rushing Yards Per Game	112.7	10	16	Pittsburgh	82.4
Net Passing Yards Per Game	179.3	2	5	Dallas	157.6

## 1997 NFL STANDINGS

AFC EAST							
Team	W	L	T	Pct	PF	PA	
y-New England	10	6	0	.625	369	289	
x-Miami	9	7	0	.563	339	327	
New York Jets	9	7	0	.563	348	287	
Buffalo	6	10	0	.375	255	367	
Indianapolis	3	13	0	.188	313	401	

AFC CENTRAL							
Team	W	L	T	Pct	PF	PA	
yz-Pittsburgh	11	5	0	.688	372	307	
x-Jacksonville	11	5	0	.688	394	318	
Tennessee	8	8	0	.500	333	310	
Cincinnati	7	9	0	.438	355	405	
Baltimore	6	9	1	.406	326	345	

AFC WEST						
Team	W	L	T	Pct	PF	PA
*yz-Kansas City	13	3	0	.813	375	232
x-Denver	12	4	0	.750	472	287
Seattle	8	8	0	.500	365	362
Oakland	4	12	0	.250	324	419
San Diego	4	12	0	.250	266	425

NFC EAST							
Team	W	L	T	Pct	PF	PA	
y-New York Giants	10	5	1	.656	307	265	
Washington	8	7	1	.531	327	289	
Philadelphia	6	9	1	.406	317	372	
Dallas	6	10	0	.375	304	314	
Arizona	4	12	0	.250	283	379	

NFC CENTRAL							
Team	W	L	T	Pct	PF	PA	
yz-Green Bay	13	3	0	.813	422	282	
x-Tampa Bay	10	6	0	.625	299	263	
x-Detroit	9	7	0	.563	379	306	
x-Minnesota	9	7	0	.563	354	359	
Chicago	4	12	0	.250	263	421	

NFC WEST							
Team	W	L	T	Pct	PF	PA	
*yz-San Francisco	13	3	0	.813	375	265	
Carolina	7	9	0	.438	265	314	
Atlanta	7	9	0	.438	320	361	
New Orleans	6	10	0	.375	237	327	
St. Louis	5	11	0	.313	299	359	

x - Playoffs; y - Division Title; z - First-round Bye; \* - Home-field Advantage

## WILD CARD PLAYOFF GAMES

12/27 - at Denver 42, Jacksonville 17  
 12/27 - Minnesota 23, at New York Giants 22  
 12/28 - at New England 17, Miami 3  
 12/28 - at Tampa Bay 20, Detroit 10

## DIVISIONAL PLAYOFF GAMES

1/3 - at Pittsburgh 7, New England 6  
 1/3 - at San Francisco 38, Minnesota 22  
 1/4 - Denver 14, at Kansas City 10



# 1996 FINAL STATISTICS (13-3)

Head Coach: Mike Shanahan AFC West: 1st Home Stadium: Mile High Stadium

Date	W-L	Score	Opponent	Attendance	RUSHING	No.	Yds.	Avg.	Long	TD
Sept 1	W	31-6	New York Jets	70,595	Davis	345	1538	4.5	71t	13
Sept 8	W	30-20	at Seattle	43,671	Hebron	49	262	5.3	47	0
Sept 15	W	27-23	Tampa Bay	71,535	Elway	50	249	5.0	22	4
Sept 22	L	14-17	at Kansas City	79,439	Craver	59	232	3.9	28	2
Sept 29	W	14-10	at Cincinnati	51,798	Lewis	4	39	9.8	18	0
Oct 6	W	28-17	San Diego	75,058	Miller	3	39	13.0	26t	1
Oct 20	W	45-34	Baltimore	70,453	Rivers	2	6	3.0	3	0
Oct 27	W	34-7	Kansas City	75,652	R. Smith	1	1	1.0	1	0
Nov 4	W	22-21	at Oakland	61,179	Musgrave	12	-4	-0.3	6	0
Nov 10	W	17-12	Chicago	75,555	<b>BRONCOS</b>	<b>525</b>	<b>2362</b>	<b>4.5</b>	<b>71t</b>	<b>20</b>
Nov 17	W	34-8	at New England	59,452	<b>OPPONENTS</b>	<b>345</b>	<b>1331</b>	<b>3.9</b>	<b>56</b>	<b>5</b>
Nov 24	W	21-17	at Minnesota	59,142						
Dec 1	W	34-7	Seattle	74,982	<b>RECEIVING</b>	<b>No.</b>	<b>Yds.</b>	<b>Avg.</b>	<b>Long</b>	<b>TD</b>
Dec 8	L	6-41	at Green Bay	60,712	Sharpe	80	1062	13.3	51	10
Dec 15	W	24-19	Oakland	75,466	Miller	56	735	13.1	46	3
Dec 22	L	10-16	at San Diego	46,801	McCaffrey	48	553	11.5	39t	7
					Craver	39	297	7.6	39t	1
					Davis	36	310	8.6	23	2
					R. Smith	16	237	14.8	49t	2
					Sherrard	16	185	11.6	25t	1
					Carswell	15	85	5.7	11	0
					Chamberlain	12	129	10.8	17	0
					Hebron	7	43	6.1	11	0
					Kinchen	1	27	27.0	27	0
					Rivers	1	-1	-1.0	-1	0
					<b>BRONCOS</b>	<b>327</b>	<b>3662</b>	<b>11.2</b>	<b>51</b>	<b>26</b>
					<b>OPPONENTS</b>	<b>302</b>	<b>3413</b>	<b>11.3</b>	<b>51t</b>	<b>22</b>

TEAM STATISTICS	Den	Opp
TOTAL FIRST DOWNS	336	261
Rushing	134	67
Passing	180	165
Penalty	22	29
3RD DOWN: MADE/ATT	112/229	78/217
3rd Down Pct.	48.9	35.9
4TH DOWN: MADE/ATT	6/11	7/16
4th Down Pct.	54.5	43.8
POSSESSION AVG.	33:17	26:43
TOTAL NET YARDS	5791	4470
Avg. Per Game	361.9	279.4
Total Plays	1092	951
Avg. Per Play	5.3	4.7
NET YARDS RUSHING	2362	1331
Avg. Per Game	147.6	83.2
Total Rushes	525	345
NET YARDS PASSING	3429	3139
Avg. Per Game	214.3	196.2
Sacked/Yards Lost	31/233	40/274
Gross Yards	3662	3413
Att./Completions	536/327	566/302
Completion Pct.	61.0	53.4
Had Intercepted	17	23
PUNTS/AVERAGE	65/41.8	83/46.1
NET PUNTING AVG.	65/36.2	83/37.4
PENALTIES/YARDS	109/949	119/834
FUMBLES/BALL LOST	27/15	26/9
TOUCHDOWNS	47	31
Rushing	20	5
Passing	26	22
Returns	1	4

SCORE BY PERIODS	1	2	3	4	OT	Total
<b>BRONCOS</b>	131	132	65	63	0	391
<b>OPPONENTS</b>	52	77	78	68	0	275

SCORING	TD	Ru	Pa	Rt	PAT	FG	2pt	PTS
Elam	0	0	0	0	46/46	21/28	0	109
Davis	15	13	2	0	0	0	0	90
Sharpe	10	0	10	0	0	0	0	60
McCaffrey	7	0	7	0	0	0	0	42
Elway	4	4	0	0	0	0	0	24
Miller	4	1	3	0	0	0	0	24
Craver	3	2	1	0	0	0	0	18
R. Smith	2	0	2	0	0	0	0	12
Braxton	1	0	0	1	0	0	0	6
Sherrard	1	0	1	0	0	0	0	6
<b>BRONCOS</b>	<b>47</b>	<b>20</b>	<b>26</b>	<b>1</b>	<b>46/46</b>	<b>21/28</b>	<b>0</b>	<b>391</b>
<b>OPPONENTS</b>	<b>31</b>	<b>5</b>	<b>22</b>	<b>4</b>	<b>25/25</b>	<b>20/23</b>	<b>2</b>	<b>275</b>

2-PT. CONVERSIONS: BRONCOS 0-1, OPPONENTS 2-6

**SACKS:** A. Williams 13.0, Geathers 5.0, Tanuvasa 5.0, Crockett 4.0, Perry 3.5, Romanowski 3.0, Hasselbach 2.0, Lodish 1.5, Mobley 1.5, D. Williams 1.0, Robinson 0.5, **BRONCOS 40.0, OPPONENTS 31.0**

PASSING	Att.	Comp.	Yds.	Cmp.%	Yd./Att.	TD	TD%	Int.	Int.%	LG	Sacked	Rating
Elway	466	287	3328	61.6	7.14	26	5.6	14	3.0	51	26/194	89.2
Musgrave	52	31	276	59.6	5.31	0	0.0	2	3.8	46	4/32	57.9
Lewis	17	9	58	52.9	3.41	0	0.0	1	5.9	11	1/7	35.9
Craver	1	0	0	0.0	0.00	0	0.0	0	0.0	0	0/0	39.6
<b>BRONCOS</b>	<b>536</b>	<b>327</b>	<b>3662</b>	<b>61.0</b>	<b>6.83</b>	<b>26</b>	<b>4.9</b>	<b>17</b>	<b>3.2</b>	<b>51</b>	<b>31/233</b>	<b>84.3</b>
<b>OPPONENTS</b>	<b>566</b>	<b>302</b>	<b>3413</b>	<b>53.4</b>	<b>6.03</b>	<b>22</b>	<b>3.9</b>	<b>23</b>	<b>4.1</b>	<b>51t</b>	<b>40/274</b>	<b>67.7</b>

# 1996 DEFENSIVE STATS

(based on coaches' film review)

	TT	UT	A	S-YDS	I-YDS	PD	FF	FR
1 Romanowski	128	94	34	3-15	3-1	12	0	3
2 Aldridge	121	74	47	0-0	0-0	6	1	0
3 Atwater	116	89	27	0-0	3-11	9	1	0
4 Braxton	102	78	24	0-0	9-128	19	3	1
5 Mobley	93	67	26	1-5-2	1-8	4	0	0
6 Crockett	68	56	12	4-29	2-34	15	3	0
7 A. Williams	65	55	10	13-103	0-0	4	5	1
8 Washington	44	33	11	0-0	2-17	10	0	0
9 Perry	39	33	6	3-5-22	0-0	4	2	1
10 Hilliard	30	26	4	0-0	1-27	5	0	0
Lodish	30	19	11	1.5-8.5	0-0	0	0	0
12 Tanuvasa	24	15	9	5-39	0-0	1	0	1
13 James	22	17	5	0-0	2-15	7	1	1
D. Williams	22	14	8	1-3	0-0	0	0	1
15 Geathers	18	13	5	5-34	0-0	0	0	0
16 Hasselbach	17	14	3	2-16	0-0	2	2	0
17 Hauck	16	10	6	0-0	0-0	0	0	0
18 Cadrez	15	7	8	0-0	0-0	0	0	0
19 Johnson	9	8	1	0-0	0-0	2	1	0
20 Burns	5	2	3	0-0	0-0	0	0	0
21 R. Jones	3	2	1	0-0	0-0	1	0	0
E. Jones	3	2	1	0-0	0-0	0	0	0
23 Robinson	2	1	1	0.5-2.5	0-0	0	0	0
<b>TOTALS</b>	<b>992</b>	<b>729</b>	<b>263</b>	<b>40-274</b>	<b>23-241</b>	<b>101</b>	<b>19</b>	<b>9</b>

# 1996 GAMES STARTED

OFFENSE		DEFENSE	
QB Elway, John	15	DE Hasselbach, Harald	1
QB Musgrave, Bill	1	DE Williams, Alfred	16
RB Davis, Terrell	16	DE Williams, Dan	15
FB Craver, Aaron	15	DT Lodish, Mike	16
WR McCaffrey, Ed	15	DT Perry, Michael Dean	15
WR Miller, Anthony	16	DT Tanuvasa, Maa	1
WR Smith, Rod	1	LB Aldridge, Allen	16
TE Carswell, Dwayne	2	LB Mobley, John	16
TE Sharpe, Shannon	15	LB Romanowski, Bill	16
C Nalen, Tom	16	CB Crockett, Ray	15
T Brown, Jamie	2	CB Hilliard, Randy	3
T Thompson, Broderick	16	CB James, Tory	2
T Zimmerman, Gary	14	CB Washington, Lionel	12
G Diaz-Infante, David	2	S Atwater, Steve	16
G Habib, Brian	16	S Braxton, Tyrone	16
G Schlereth, Mark	14		

# 1996 COACHES

Mike Shanahan (Head Coach), Frank Bush (Linebackers), Barney Chavous (Asst. Offensive Line/Asst. Strength and Conditioning), Rick Dennison (Offensive Asst.), Ed Donatelli (Defensive Backs), George Dyer (Defensive Line), Alex Gibbs (Asst. Head Coach/Offensive Line), Mike Heimerdinger (Wide Receivers), Gary Kubiak (Offensive Coordinator/OBs), Brian Pariani (Tight Ends), Greg Robinson (Defensive Coordinator), Greg Saporta (Administrative Asst./Strength and Conditioning), Richard Smith (Special Teams), Rick Smith (Defensive Asst.), Bobby Turner (Running Backs), Rich Tuten (Strength and Conditioning).

# 1996 LEADERS / RANKINGS

INDIVIDUAL	PLAYER	NO.	AFC RANK	NFL RANK	NFL LEADER	NO.
Points	Elam	109	8	14	Kasay (CAR)	145
Rushing Yards	Davis	1,538	1	2	Sanders (DET)	1,553
Passing Yards	Elway	3,328	5	7	Brunell (JAC)	4,367
Passer Rating	Elway	89.2	1	4	Young (SF)	97.2
Receiving Yards	Sharpe	1,062	9	15	Rice (STL)	1,338
Receptions	Sharpe	80	8t	16	Brice (SF)	108
Interceptions	Braxton	9	1t	1t	Braxton (DEN)/Lyle (STL)	9
Sacks	A. Williams	13	3t	5t	Greene (CAR)	14.5
OFFENSE		NO.	AFC RANK	NFL RANK	NFL LEADER	NO.
Points Per Game		24.4	2	4	Green Bay	28.5
Total Yards Per Game		361.9	1	1	Denver	361.9
Yards Per Play		5.3	3	4t	Baltimore	5.6
Rushing Yards Per Game		147.6	1	1	Denver	147.6
Net Passing Yards Per Game		214.3	7	13	Baltimore	248.6
DEFENSE		NO.	AFC RANK	NFL RANK	NFL LEADER	NO.
Points Per Game		17.2	3	7	Green Bay	13.1
Total Yards Per Game		279.4	2	4	Green Bay	259.8
Yards Per Play		4.7	3t	6t	Green Bay	4.2
Rushing Yards Per Game		83.2	1	1	Denver	83.2
Net Passing Yards Per Game		196.2	4	10	Green Bay	171.3

# 1996 NFL STANDINGS

AFC EAST	W	L	T	Pct	PF	PA
Team						
yz-New England	11	5	0	.688	418	313
x-Buffalo	10	6	0	.625	319	266
x-Indianapolis	9	7	0	.563	317	334
Miami	8	8	0	.500	339	325
New York Jets	1	15	0	.063	279	454

AFC CENTRAL	W	L	T	Pct	PF	PA
Team						
y-Pittsburgh	10	6	0	.625	344	257
x-Jacksonville	9	7	0	.563	325	335
Houston	8	8	0	.500	345	319
Cincinnati	8	8	0	.500	372	369
Baltimore	4	12	0	.250	371	441

AFC WEST	W	L	T	Pct	PF	PA
Team						
*yz-Denver	13	3	0	.813	391	275
Kansas City	9	7	0	.563	297	300
San Diego	8	8	0	.500	310	376
Oakland	7	9	0	.438	340	293
Seattle	7	9	0	.438	317	376

NFC EAST	W	L	T	Pct	PF	PA
Team						
y-Dallas	10	6	0	.625	286	250
x-Philadelphia	10	6	0	.625	363	341
Washington	9	7	0	.563	364	312
Arizona	7	9	0	.438	300	397
New York Giants	6	10	0	.375	242	297

NFC CENTRAL	W	L	T	Pct	PF	PA
Team						
*yz-Green Bay	13	3	0	.813	456	210
x-Minnesota	9	7	0	.563	298	315
Chicago	7	9	0	.438	283	305
Tampa Bay	6	10	0	.375	221	293
Detroit	5	11	0	.313	302	368

NFC WEST						
Team	W	L	T	Pct	PF	PA
yz-Carolina	12	4	0	.750	367	218
x-San Francisco	12	4	0	.750	398	257
St. Louis	6	10	0	.375	303	409
Atlanta	3	13	0	.188	309	461
New Orleans	3	13	0	.188	229	339

## 1995 FINAL STATISTICS (8-8)

Head Coach: Mike Shanahan AFC West: 4th Home Stadium: Mile High Stadium

Date	W-L	Score	Opponent	Attendance	RUSHING	No.	Yds.	Avg.	Long	TD
Sept 3	W	22-7	Buffalo	75,157	Davis	237	1117	4.7	60	7
Sept 10	L	21-31	at Dallas	64,578	Craver	73	333	4.6	23	5
Sept 17	W	38-31	Washington	71,930	Milburn	49	266	5.4	29	0
Sept 24	L	6-17	at San Diego	58,978	Elway	41	176	4.3	25	1
Oct 1	L	10-27	at Seattle	49,914	Bernstine	23	76	3.3	18	1
Oct 8	W	37-3	at New England	60,074	Pritchard	6	17	2.8	9	0
Oct 16	W	27-0	Oakland	75,491	Millen	3	8	2.7	7	0
Oct 22	L	7-21	Kansas City	71,044	Miller	1	5	5.0	5	0
Nov 5	W	38-6	Arizona	71,488	Rivers	2	2	1.0	1	0
Nov 12	L	13-31	at Philadelphia	60,842	McCaffrey	1	-1	-1.0	-1	0
Nov 19	W	30-27	San Diego	74,681	Musgrave	4	-4	-1.0	0	0
Nov 26	L	33-42	at Houston	36,113	<b>BRONCOS</b>	<b>440</b>	<b>1995</b>	<b>4.5</b>	<b>60</b>	<b>14</b>
Dec 3	W	31-23	Jacksonville	72,231	<b>OPPONENTS</b>	<b>451</b>	<b>1895</b>	<b>4.2</b>	<b>74</b>	<b>19</b>
Dec 10	L	27-31	Seattle	71,488						
Dec 17	L	17-20	at Kansas City	75,061						
Dec 24	W	31-28	at Oakland	50,074						

TEAM STATISTICS	Den	Opp
TOTAL FIRST DOWNS	344	322
Rushing	114	114
Passing	205	186
Penalty	25	22
3RD DOWN: MADE/ATT	89/207	92/212
3rd Down Pct.	43.0	43.4
4TH DOWN: MADE/ATT	8/18	10/21
4th Down Pct.	44.4	47.6
POSSESSION AVG.	30:09	29:51
TOTAL NET YARDS	6040	5193
Avg. Per Game	377.5	324.6
Total Plays	1060	1010
Avg. Per Play	5.7	5.1
NET YARDS RUSHING	1995	1895
Avg. Per Game	124.7	118.4
Total Rushes	440	451
NET YARDS PASSING	4045	3298
Avg. Per Game	252.8	206.1
Sacked/Yards Lost	26/215	30/220
Gross Yards	4260	3518
Att./Completions	594/350	529/297
Completion Pct.	58.9	56.1
Had Intercepted	14	8
PUNTS/AVERAGE	54/40.9	76/42.8
NET PUNTING AVG.	54/37.3	76/34.9
PENALTIES/YARDS	109/851	103/848
FUMBLES/BALL LOST	25/16	20/13
TOUCHDOWNS	42	44
Rushing	14	19
Passing	27	20
Returns	1	5

SCORE BY PERIODS	1	2	3	4	OT	Total
BRONCOS	96	137	64	91	0	388
OPPONENTS	72	103	68	102	0	345

SCORING	TD	Ru	Pa	Rt	PAT	FG	S	PTS
Elam	0	0	0	0	39/39	31/38	0	132
Miller	14	0	14	0	0/0	0/0	0	84
Davis	8	7	1	0	0/0	0/0	0	48
Craver	6	5	1	0	0/0	0/0	0	36
Sharpe	4	0	4	0	0/0	0/0	0	24
Pritchard	3	0	3	0	0/0	0/0	0	18
McCaffrey	2	0	2	0	0/0	0/0	0	14
Elway	1	1	0	0	0/0	0/0	0	6
Bernstine	1	1	0	0	0/0	0/0	0	6
Evans	1	0	1	0	0/0	0/0	0	6
Smith	1	0	1	0	0/0	0/0	0	6
Crockett	1	0	0	1	0/0	0/0	0	6
<b>BRONCOS</b>	<b>42</b>	<b>14</b>	<b>27</b>	<b>1</b>	<b>39/39</b>	<b>31/38</b>	<b>0</b>	<b>388</b>
<b>OPPONENTS</b>	<b>44</b>	<b>19</b>	<b>20</b>	<b>5</b>	<b>42/42</b>	<b>13/19</b>	<b>0</b>	<b>345</b>

2-PT. CONVERSIONS: Elway, McCaffrey, BRONCOS 2-3, OPPONENTS 0-2

SACKS: Perry 6.0, Fletcher 5.0, Hasselbach 4.0, Crockett 3.0, Cadrez 2.0, Dronett 2.0, Williams 2.0, Aldridge 1.5, Burns 1.5, Jones 1.0, Robinson 1.0, Alexander 0.5, Wilson 0.5, BRONCOS 30.0, OPPONENTS 26.0

PASSING	Att.	Comp.	Yds.	Cmp.%	Yd./Att.	TD	TD%	Int.	Int.%	LG	Sacked	Rating
Elway	542	316	3970	58.3	7.32	26	4.8	14	2.6	62t	22/180	86.4
Millen	40	26	197	65.0	4.93	1	2.5	0	0.0	18	4/32	85.1
Musgrave	12	8	93	66.7	7.75	0	0.0	0	0.0	23	0/0	89.9
<b>BRONCOS</b>	<b>594</b>	<b>350</b>	<b>4260</b>	<b>58.9</b>	<b>7.17</b>	<b>27</b>	<b>4.5</b>	<b>14</b>	<b>2.4</b>	<b>62t</b>	<b>26/215</b>	<b>86.4</b>
<b>OPPONENTS</b>	<b>529</b>	<b>297</b>	<b>3518</b>	<b>56.1</b>	<b>6.65</b>	<b>20</b>	<b>3.8</b>	<b>8</b>	<b>1.5</b>	<b>57</b>	<b>30/220</b>	<b>82.9</b>

## 1995 DEFENSIVE STATS

(based on coaches' film review)

	TT	UT	A	S-YDS	I-YDS	PD	FF	FR
1 Atwater	148	107	41	0-0	3-54	8	3	0
2 Aldridge	110	77	33	1.5-10.5	0-0	3	1	1
Braxton	110	74	36	0-0	2-36	10	0	0
4 Crockett	78	61	17	3-32	0-0	16	1	1
5 Wyman	73	54	19	0-0	0-0	1	1	0
6 Washington	62	46	16	0-0	0-0	9	1	1
7 J. Jones	49	26	23	1-8	0-0	0	0	2
8 Hager	48	35	13	0-0	1-19	5	0	0
9 Cadrez	44	22	22	2-3	0-0	0	2	0
10 Perry	42	38	4	6-52	0-0	8	2	0
11 Fletcher	40	34	6	5-42	0-0	1	2	0
12 Alexander	36	28	8	0.5-1	2-5	3	1	0
13 D. Jones	25	17	8	0-0	0-0	1	2	0
14 Hasselbach	24	15	9	4-23	0-0	2	0	4
15 Burns	22	14	8	1.5-9	0-0	0	1	0
16 Hillard	20	16	4	0-0	0-0	4	1	0
17 Thomas	17	12	5	0-0	0-0	3	1	0
18 Hauck	16	10	6	0-0	0-0	1	0	0
19 R. Jones	10	8	2	0-0	0-0	3	0	0
20 Dronett	8	5	3	2-12	0-0	1	0	0
21 Williams	6	5	1	2-19	0-0	1	0	0
Robinson	6	3	3	1-4	0-0	0	0	1
23 Lodish	4	4	0	0-0	0-0	0	0	0
24 Garnett	3	3	0	0-0	0-0	0	0	0
25 Bradford	1	1	0	0-0	0-0	1	0	0
Wilson	1	1	0	0.5-4.5	0-0	0	0	0
<b>TOTALS</b>	<b>1,003</b>	<b>716</b>	<b>287</b>	<b>30-220</b>	<b>7-114</b>	<b>81</b>	<b>19</b>	<b>10</b>

## 1995 GAMES STARTED

OFFENSE		DEFENSE	
QB Elway, John	16	DE Dronett, Shane	2
RB Bernstein, Rod	3	DE Hasselbach, Harald	10
RB Craver, Aaron	12	DE Williams, Dan	6
RB Davis, Terrell	14	DT Jones, James	16
RB Milburn, Glyn	1	DT Perry, Michael Dean	14
WR Johnson, Vance	4	LB Aldridge, Allen	12
WR McCaffrey, Ed	1	LB Alexander, Elijah	8
WR Miller, Anthony	14	LB Cadrez, Glenn	7
WR Pritchard, Mike	13	LB Fletcher, Simon	16
WR Smith, Rod	1	LB Hager, Britt	5
TE Carswell, Dwayne	2	LB Jones, Dante	5
TE Evans, Jerry	2	LB Wyman, Dave	11
TE Sharpe, Shannon	12	CB Crockett, Ray	16
C Nalen, Tom	15	CB Washington, Lionel	16
C Tamm, Ralph	1	S Atwater, Steve	16
T Thompson, Broderick	16	S Braxton, Tyrone	16
T Zimmerman, Gary	16		
G Habib, Brian	16		
G Schlereth, Mark	16		

## 1995 COACHES

Mike Shanahan (Head Coach), Frank Bush (Linebackers), Barney Chavous (Asst. Offensive Line/Asst. Strength and Conditioning), Rick Dennison (Offensive Asst.), Ed Donatelli (Defensive Backs), George Dyer (Defensive Line), Alex Gibbs (Asst. Head Coach/Offensive Line), Mike Heimerdinger (Wide Receivers), Gary Kubiak (Offensive Coordinator/QBs), Brian Pariani (Tight Ends), Al Reynolds (Defensive Asst./Asst. Defensive Backs), Greg Robinson (Defensive Coordinator), Greg Saporta (Administrative Asst./Strength and Conditioning), Richard Smith (Special Teams), Bobby Turner (Running Backs), Rich Tuten (Strength and Conditioning).

## 1995 LEADERS / RANKINGS

INDIVIDUAL	PLAYER	.....NO.	AFC RANK	NFL RANK	NFL LEADER	.....NO.
Points	Elam	.....132	2	3t	Smith (DAL)	.....150
Rushing Yards	Davis	.....1,117	3	9	Smith (DAL)	.....1,773
Passing Yards	Elway	.....3,970	1	5t	Favre (GB)	.....4,413
Passer Rating	Elway	.....86.4	6	14	Harbaugh (IND)	.....100.7
Receiving Yards	Miller	.....1,079	5	16	Rice (SF)	.....1,848
Receptions	Sharpe	.....63	12t	29t	Moore (DET)	.....123
Interceptions	Atwater	.....3	16t	37t	Thomas (MIN)	.....9
Sacks	Perry	......6	25t	48t	Paup (BUF)	.....17.5

OFFENSE	.....NO.	AFC RANK	NFL RANK	NFL LEADER	.....NO.
Points Per Game	.....24.3	3	9	San Francisco	.....28.6
Total Yards Per Game	.....377.5	1	3	Detroit	.....382.1
Yards Per Play	.....5.7	1	3t	Detroit	.....6.0
Rushing Yards Per Game	.....124.7	3	5	Kansas City	.....138.9
Net Passing Yards Per Game	.....252.8	2	7	San Francisco	.....288.0

DEFENSE	.....NO.	AFC RANK	NFL RANK	NFL LEADER	.....NO.
Points Per Game	.....21.6	9	17	Kansas City	.....15.1
Total Yards Per Game	.....324.6	9	15	San Francisco	.....274.9
Yards Per Play	.....5.1	9	14t	Kansas City	.....4.3
Rushing Yards Per Game	.....118.4	11	23	San Francisco	.....66.3
Net Passing Yards Per Game	.....206.1	5	9	New York Jets	.....171.3

## 1995 NFL STANDINGS

AFC EAST	Team	W	L	T	Pct	PF	PA
	y-Buffalo	10	6	0	.625	350	335
	x-Indianapolis	9	7	0	.563	331	316
	x-Miami	9	7	0	.563	398	332
	New England	6	10	0	.375	294	377
	New York Jets	3	13	0	.188	233	384

AFC CENTRAL	Team	W	L	T	Pct	PF	PA
	yz-Pittsburgh	11	5	0	.688	407	327
	Cincinnati	7	9	0	.438	349	374
	Houston	7	9	0	.438	348	324
	Cleveland	5	11	0	.313	289	356
	Jacksonville	4	12	0	.250	275	404

AFC WEST	Team	W	L	T	Pct	PF	PA
	*yz-Kansas City	13	3	0	.813	358	241
	x-San Diego	9	7	0	.563	321	323
	Seattle	8	8	0	.500	363	366
	<b>Denver</b>	<b>8</b>	<b>8</b>	<b>0</b>	<b>.500</b>	<b>388</b>	<b>345</b>
	Oakland	8	8	0	.500	348	332

NFC EAST	Team	W	L	T	Pct	PF	PA
	*yz-Dallas	12	4	0	.750	435	291
	x-Philadelphia	10	6	0	.625	318	338
	Washington	6	10	0	.375	326	359
	New York Giants	5	11	0	.313	290	340
	Arizona	4	12	0	.250	275	422

NFC CENTRAL	Team	W	L	T	Pct	PF	PA
	y-Green Bay	11	5	0	.688	404	314
	x-Detroit	10	6	0	.625	436	336
	Chicago	9	7	0	.563	392	360
	Minnesota	8	8	0	.500	412	385
	Tampa Bay	7	9	0	.438	238	335

NFC WEST	Team	W	L	T	Pct	PF	PA
	yz-San Francisco	11	5	0	.688	457	258
	x-Atlanta	9	7	0	.563	362	349
	St. Louis	7	9	0	.438	309	418
	Carolina	7	9	0	.438	289	325
	New Orleans	7	9	0	.438	319	348

x - Playoffs; y - Division Title; z - First-round Bye; \* - Home-field Advantage

## WILD CARD PLAYOFF GAMES

12/30 - at Buffalo 37, Miami 22  
12/30 - at Philadelphia 58, Detroit 37  
12/31 - Indianapolis 35, at San Diego 20  
12/31 - at Green Bay 37, Atlanta 20

## DIVISIONAL PLAYOFF GAMES

1/6 - at Pittsburgh 40, Buffalo 21  
1/6 - Green Bay 27, at San Francisco 17  
1/7 - Indianapolis 10, at Kansas City 7  
1/7 - at Dallas 30, Philadelphia 11

## CONFERENCE CHAMPIONSHIPS

1/14 - at Pittsburgh 20, Indianapolis 16  
1/14 - at Dallas 38, Green Bay 27

## SUPER BOWL XXX (TEMPE, ARIZ.)

1/28 - Dallas 27, Pittsburgh 17

## 1994 FINAL STATISTICS (7-9)

Head Coach: Wade Phillips AFC West: 4th Home Stadium: Mile High Stadium

Date	W-L	Score	Opponent	Attendance	RUSHING	No.	Yds.	Avg.	Long	TD
Sept 4	L	34-37	San Diego	74,032	L. Russell	190	620	3.3	22t	9
Sept 11	L	22-25	at New York Jets (OT)	73,436	Elway	58	235	4.1	22	4
Sept 18	L	16-48	L.A. Raiders	75,764	Milburn	58	201	3.5	20	1
Sept 26	L	20-27	at Buffalo	75,373	Clark	56	168	3.0	12	3
Oct 9	W	16-9	at Seattle	63,872	Bernstine	17	91	5.4	24	0
Oct 17	L	28-31	Kansas City	75,151	Rivers	43	83	1.9	11	2
Oct 23	W	20-15	at San Diego	61,626	Millen	5	57	11.4	24	0
Oct 30	W	26-14	Cleveland	73,190	Campbell	2	6	3.0	6	0
Nov 6	L	21-27	at L.A. Rams	48,103	D. Russell	1	6	6.0	6	0
Nov 13	W	17-10	Seattle	71,290	Miller	1	3	3.0	3	0
Nov 20	W	32-28	Atlanta	70,594	<b>BRONCOS</b>	<b>431</b>	<b>1470</b>	<b>3.4</b>	<b>24</b>	<b>19</b>
Nov 27	W	15-13	Cincinnati	69,714	<b>OPPONENTS</b>	<b>432</b>	<b>1752</b>	<b>4.1</b>	<b>36</b>	<b>12</b>
Dec 4	W	20-17	at Kansas City (OT)	77,631	<b>RECEIVING</b>	<b>No.</b>	<b>Yds.</b>	<b>Avg.</b>	<b>Long</b>	<b>TD</b>
Dec 11	L	13-23	at L.A. Raiders	60,016	Sharpe	87	1010	11.6	44	4
Dec 17	L	19-42	San Francisco	64,884	Milburn	77	549	7.1	33	3
Dec 24	L	28-30	New Orleans	64,445	Miller	60	1107	18.5	76	5
					L. Russell	38	227	6.0	19	0
					Tillman	28	455	16.3	63	1
					D. Russell	25	342	13.7	43	1
					Rivers	20	136	6.8	25	0
					Pritchard	19	271	14.3	50t	1
					Evans	13	127	9.8	20t	2
					Bernstine	9	70	7.8	16	0
					Clark	9	47	5.2	10	0
					Kimbrough	2	20	10.0	12	0
					Campbell	1	22	22.0	22t	1
					<b>BRONCOS</b>	<b>388</b>	<b>4383</b>	<b>11.3</b>	<b>76</b>	<b>18</b>
					<b>OPPONENTS</b>	<b>322</b>	<b>4296</b>	<b>13.3</b>	<b>75t</b>	<b>28</b>

TEAM STATISTICS	Den	Opp
TOTAL FIRST DOWNS	346	303
Rushing	101	103
Passing	202	182
Penalty	43	18
3RD DOWN: MADE/ATT	87/231	86/217
3rd Down Pct.	37.7	39.6
4TH DOWN: MADE/ATT	7/17	3/10
4th Down Pct.	41.2	30.0
POSSESSION AVG.	30:58	29:02
TOTAL NET YARDS	5487	5907
Avg. Per Game	342.9	369.2
Total Plays	1112	1023
Avg. Per Play	4.9	5.8
NET YARDS RUSHING	1470	1752
Avg. Per Game	91.9	109.5
Total Rushes	431	432
NET YARDS PASSING	4017	4155
Avg. Per Game	251.1	259.7
Sacked/Yards Lost	55/366	23/141
Gross Yards	4383	4296
Att./Completions	626/388	568/322
Completion Pct.	62.0	56.7
Had Intercepted	13	12
PUNTS/AVERAGE	76/42.9	76/43.5
NET PUNTING AVG.	76/37.1	76/35.8
PENALTIES/YARDS	101/865	134/1031
FUMBLES/BALL LOST	27/18	24/14
TOUCHDOWNS	37	43
Rushing	19	12
Passing	18	28
Returns	0	3

SCORE BY PERIODS	1	2	3	4	OT	Total
BRONCOS	53	96	102	93	3	347
OPPONENTS	64	148	77	104	3	396

SCORING	TD	Ru	Pa	Rt	PAT	FG	S	PTS
Elam	0	0	0	0	29/29	30/37	0	119
L. Russell	9	9	0	0	0/0	0/0	0	54
Miller	5	0	5	0	0/0	0/0	0	32
Sharpe	4	0	4	0	0/0	0/0	0	28
Elway	4	4	0	0	0/0	0/0	0	24
Milburn	4	1	3	0	0/0	0/0	0	24
Clark	3	3	0	0	0/0	0/0	0	18
Evans	2	0	2	0	0/0	0/0	0	12
Rivers	2	2	0	0	0/0	0/0	0	12
Campbell	1	0	1	0	0/0	0/0	0	6
Pritchard	1	0	1	0	0/0	0/0	0	6
D. Russell	1	0	1	0	0/0	0/0	0	6
Tillman	1	0	1	0	0/0	0/0	0	6
<b>BRONCOS</b>	<b>37</b>	<b>19</b>	<b>18</b>	<b>0</b>	<b>29/29</b>	<b>30/37</b>	<b>0</b>	<b>347</b>
<b>OPPONENTS</b>	<b>43</b>	<b>12</b>	<b>28</b>	<b>3</b>	<b>35/35</b>	<b>31/37</b>	<b>0</b>	<b>396</b>

2-PT. CONVERSIONS: Sharpe 2, Miller, BRONCOS 3-8, OPPONENTS 5-8

SACKS: Fletcher 7.0, Dronett 6.0, Washington 2.5, Hasselbach 2.0, Mecklenburg 1.5, Alexander 1.0, Bradford 1.0, Robinson 1.0, D. Smith 1.0, BRONCOS 23.0, OPPONENTS 55.0

PASSING	Att.	Comp.	Yds.	Cmp.%	Yd./Att.	TD	TD%	Int.	Int.%	LG	Sacked	Rating
Elway	494	307	3490	62.1	7.06	16	3.2	10	2.0	63	46/303	85.7
Millen	131	81	893	61.8	6.82	2	1.5	3	2.3	76	9/63	77.6
Rivers	1	0	0	0.0	0.00	0	0.0	0	0.0	0	0/0	39.6
<b>BRONCOS</b>	<b>626</b>	<b>388</b>	<b>4383</b>	<b>62.0</b>	<b>7.00</b>	<b>18</b>	<b>2.9</b>	<b>13</b>	<b>2.1</b>	<b>76</b>	<b>55/366</b>	<b>83.8</b>
<b>OPPONENTS</b>	<b>568</b>	<b>322</b>	<b>4296</b>	<b>56.7</b>	<b>7.56</b>	<b>28</b>	<b>4.9</b>	<b>12</b>	<b>2.1</b>	<b>75t</b>	<b>23/141</b>	<b>88.5</b>

## 1994 DEFENSIVE STATS

(based on coaches' film review)

	TT	UT	A	S-YDS	I-YDS	PD	FF	FR
1 Alexander	172	105	67	1-10	1-2	7	0	1
2 Atwater	125	72	53	0-0	1-24	8	1	2
3 Mecklenburg	85	52	33	1.5-11	0-0	3	2	2
4 Washington	82	49	33	2.5-13	1-5	3	2	0
5 Fletcher	76	42	34	7-41	1-4	5	1	2
6 Crockett	70	46	22	0-0	2-6	20	0	2
7 B. Smith	68	54	14	0-0	1-0	14	0	0
8 Hasselbach	66	40	26	2-13	0-0	1	1	0
9 Dronett	63	39	24	6-35	0-0	5	1	0
10 R. Jones	55	37	18	0-0	2-9	5	0	1
11 Croel	52	29	23	0-0	0-0	1	1	0
12 Hilliard	51	46	5	0-0	2-8	14	2	0
13 D. Smith	42	25	17	1-9	0-0	5	1	1
14 D. Hall	34	18	16	0-0	0-0	1	0	0
15 Bradford	27	18	9	1-8	0-0	5	0	0
16 Fuller	22	17	5	0-0	0-0	3	0	0
Williams	22	11	11	0-0	1-3	2	0	0
18 Harvey	21	9	12	0-0	0-0	2	0	0
19 Burns	18	14	4	0-0	0-0	0	0	0
20 J. Robinson	14	8	6	1-1	0-0	1	0	0
21 Wyman	11	7	4	0-0	0-0	0	0	0
22 Aldridge	8	1	7	0-0	0-0	0	0	0
23 Oshodin	5	5	0	0-0	0-0	0	0	0
24 Sanders	3	1	2	0-0	0-0	0	0	0
25 By'not'e	1	1	0	0-0	0-0	0	0	0
Donahue	1	0	1	0-0	0-0	0	0	0
<b>TOTAL</b>	<b>1,194</b>	<b>748</b>	<b>446</b>	<b>23-141</b>	<b>12-55</b>	<b>105</b>	<b>11</b>	<b>11</b>

## 1994 GAMES STARTED

OFFENSE		DEFENSE	
QB Elway, John	14	DE Dronett, Shane	15
QB Millen, Hugh	2	DE Fletcher, Simon	16
RB Bernstein, Rod	3	DE Hasselbach, Harald	1
RB Clark, Derrick	4	DE Williams, Dan	15
RB Milburn, Glyn	6	NT Washington, Ted	16
RB Rivers, Reggie	1	LB Aldridge, Allen	1
RB Russell, Leonard	14	LB Alexander, Elijah	16
WR Campbell, Jeff	1	LB Burns, Keith	1
WR Miller, Anthony	14	LB Croel, Mike	12
WR Russell, Derek	12	LB Fuller, Randy	1
WR Tillman, Cedric	3	LB Harvey, Richard	1
TE Evans, Jerry	9	LB Mecklenburg, Karl	15
TE Sharpe, Shannon	13	CB Bradford, Ronnie	1
C Widell, Dave	16	CB Crockett, Ray	14
T Freeman, Russell	7	CB Hilliard, Randy	4
T Maggs, Don	1	CB Smith, Ben	14
T Scrafford, Kirk	8	S Atwater, Steve	14
T Zimmerman, Gary	16	S Hall, Darryl	3
G Habib, Brian	16	S Jones, Rondell	2
G Melander, Jon	15	S Smith, Dennis	12
G Nalen, Tom	1		

## 1994 COACHES

Wade Phillips (Head Coach), Vernon Banks (Strength & Conditioning), Barney Chavous (Defensive Line Asst./Strength & Conditioning Asst.), Jim Fassel (Asst. Head Coach/Offensive Coordinator), Mo Forte (Wide Receivers), Leon Fuller (Defensive Backs), Bishop Harris (Running Backs), John Lepra (Offensive Line), Rex Norris (Defensive Line), Al Reynolds (Asst. Defensive Backs/Quality Control), Harold Richardson (Special Asst. to the Head Coach/Offense), Richard Smith (Special Teams/Linebackers), Les Steckel (Tight Ends), Charlie Waters (Defensive Coordinator), John Paul Young (Linebackers).

## 1994 LEADERS / RANKINGS

INDIVIDUAL	PLAYER	NO.	AFC RANK	NFL RANK	NFL LEADER	NO.
Points	Elam	119	2	3	Carney (SD)	135
Rushing Yards	Russell	620	15	27	Sanders (DET)	1,883
Passing Yards	Elway	3,490	3	8	Bledsoe (NE)	4,555
Passer Rating	Elway	85.7	2	4	Young (SF)	112.8
Receiving Yards	Miller	1,107	6	15	Rice (SF)	1,499
Receptions	Sharpe	87	4	8	Carter (MIN)	122
Interceptions	Jones/Hilliard/Crockett	33t	69t		Williams (ARI)	9
Sacks	Fletcher	7	16t	31t	Greene (PIT)	14

OFFENSE	NO.	AFC RANK	NFL RANK	NFL LEADER	NO.
Points Per Game	21.7	4	10	San Francisco	31.6
Total Yards Per Game	342.9	4	6	Miami	379.9
Yards Per Play	4.9	5t	14t	San Francisco	5.8
Rushing Yards Per Game	91.9	13	23	Pittsburgh	136.3
Net Passing Yards Per Game	273.9	3	4	New England	286.4

DEFENSE	NO.	AFC RANK	NFL RANK	NFL LEADER	NO.
Points Per Game	24.8	13	26	Cleveland	12.8
Total Yards Per Game	369.2	14	28	Dallas	269.6
Yards Per Play	5.8	14	28	Dallas	4.3
Rushing Yards Per Game	109.5	8	16	Minnesota	68.1
Net Passing Yards Per Game	259.7	14	28	Dallas	172.0

## 1994 NFL STANDINGS

AFC EAST	W	L	T	Pct	PF	PA
Team						
y-Miami	10	6	0	.625	389	327
x-New England	10	6	0	.625	351	312
Indianapolis	8	8	0	.500	307	320
Buffalo	7	9	0	.438	340	356
New York Jets	6	10	0	.375	264	320

AFC CENTRAL	W	L	T	Pct	PF	PA
Team						
*yz-Pittsburgh	12	4	0	.750	316	234
x-Cleveland	11	5	0	.688	340	204
Cincinnati	3	13	0	.188	276	406
Houston	2	14	0	.125	226	352

AFC WEST	W	L	T	Pct	PF	PA
Team						
yz-San Diego	11	5	0	.688	381	306
x-Kansas City	9	7	0	.563	319	298
L.A. Raiders	9	7	0	.563	303	327
Denver	7	9	0	.438	347	396
Seattle	6	10	0	.375	287	323

NFC EAST	W	L	T	Pct	PF	PA
Team						
yz-Dallas	12	4	0	.750	414	248
New York Giants	9	7	0	.563	279	305
Arizona	8	8	0	.500	235	267
Philadelphia	7	9	0	.438	308	308
Washington	3	13	0	.188	320	412

NFC CENTRAL	W	L	T	Pct	PF	PA
Team						
y-Minnesota	10	6	0	.625	356	314
x-Green Bay	9	7	0	.563	382	287
x-Detroit	9	7	0	.563	357	342
x-Chicago	9	7	0	.563	271	307
Tampa Bay	6	10	0	.375	251	351

NFC WEST						
Team	W	L	T	Pct	PF	PA
*yz-San Francisco	13	3	0	.813	505	296
New Orleans	7	9	0	.438	348	407
Atlanta	7	9	0	.438	317	385
L.A. Rams	4	12	0	.250	286	365



## 1993 FINAL STATISTICS (9-7)

Head Coach: Wade Phillips AFC West: 3rd Home Stadium: Mile High Stadium

Date	W-L	Score	Opponent	Attendance	RUSHING	No.	Yds.	Avg.	Long	TD
Sept 5	W	26-20	at New York Jets	68,130	Bernstine	223	816	3.7	24	4
Sept 12	W	34-17	San Diego	75,074	Delpino	131	445	3.4	18	0
Sept 20	L	7-15	at Kansas City	78,453	Milburn	52	231	4.4	26	0
Oct 3	W	35-13	Indianapolis	74,953	Elway	44	153	3.5	18	0
Oct 10	L	27-30	at Green Bay	58,943	Rivers	15	50	3.3	14	1
Oct 18	L	20-23	L.A. Raiders	75,712	Rouen	1	0	0.0	0	0
Oct 31	W	28-17	Seattle	73,644	Maddox	2	-2	-1.0	-1	0
Nov 7	W	29-14	at Cleveland	77,818	<b>BRONCOS</b>	<b>468</b>	<b>1693</b>	<b>3.6</b>	<b>26</b>	<b>13</b>
Nov 14	L	23-26	Minnesota	67,329	<b>OPPONENTS</b>	<b>397</b>	<b>1418</b>	<b>3.6</b>	<b>28</b>	<b>6</b>
Nov 21	W	37-13	Pittsburgh	74,840	<b>RECEIVING</b>	<b>No.</b>	<b>Yds.</b>	<b>Avg.</b>	<b>Long</b>	<b>TD</b>
Nov 28	W	17-9	at Seattle	57,812	Sharpe	81	995	12.3	63	9
Dec 5	L	10-13	at San Diego	60,233	Russell	44	719	16.3	43	3
Dec 12	W	27-21	Kansas City	75,822	Bernstine	44	372	8.5	41	0
Dec 18	W	13-3	at Chicago	53,056	Milburn	38	300	7.9	50	3
Dec 26	L	10-17	Tampa Bay	73,434	V. Johnson	36	517	14.4	56	5
Jan 2	L	30-33	at L.A. Raiders (OT)	66,904	Marshall	28	360	12.9	40	2

TEAM STATISTICS	Den	Opp
TOTAL FIRST DOWNS	327	280
Rushing	105	86
Passing	187	181
Penalty	35	13
3RD DOWN: MADE/ATT	98/225	71/215
3rd Down Pct.	43.6	33.0
4TH DOWN: MADE/ATT	2/11	8/17
4th Down Pct.	18.2	47.1
POSSESSION AVG.	31:23	28:37
TOTAL NET YARDS	5461	5149
Avg. Per Game	341.3	321.8
Total Plays	1060	1005
Avg. Per Play	5.2	5.1
NET YARDS RUSHING	1693	1418
Avg. Per Game	105.8	88.6
Total Rushes	468	397
NET YARDS PASSING	3768	3731
Avg. Per Game	235.5	233.2
Sacked/Yards Lost	39/238	46/238
Gross Yards	4061	3969
Att./Completions	553/350	562/314
Completion Pct.	63.3	55.9
Had Intercepted	10	18
PUNTS/AVERAGE	68/44.4	81/43.7
NET PUNTING AVG.	68/37.1	81/36.0
PENALTIES/YARDS	112/822	128/1019
FUMBLES/BALL LOST	29/18	27/13
TOUCHDOWNS	42	27
Rushing	13	6
Passing	27	21
Returns	2	0

INTERCEPTIONS	No.	Yds.	Avg.	Long	TD
Smith	3	57	19.0	36	0
Braxton	3	37	12.3	25	0
Atwater	2	81	40.5	68	0
Dronett	2	13	6.5	7	0
Lang	2	4	2.0	4	0
Croel	1	22	22.0	22t	1
F. Robinson	1	13	13.0	13	0
Wyman	1	9	9.0	9	0
Bradford	1	0	0.0	0	0
Dimry	1	0	0.0	0	0
Hall	1	0	0.0	0	0
<b>BRONCOS</b>	<b>18</b>	<b>236</b>	<b>13.1</b>	<b>68</b>	<b>1</b>
<b>OPPONENTS</b>	<b>10</b>	<b>79</b>	<b>7.9</b>	<b>19</b>	<b>0</b>

PUNTING	No.	Yds.	Avg.	Net	TB	In20	Long	B
Rouen	67	3017	45.0	37.1	8	17	62	1
<b>TEAM</b>	<b>68</b>	<b>3017</b>	<b>44.4</b>	<b>37.1</b>	<b>8</b>	<b>17</b>	<b>62</b>	<b>1</b>
<b>OPPONENTS</b>	<b>81</b>	<b>3541</b>	<b>43.7</b>	<b>36.0</b>	<b>10</b>	<b>22</b>	<b>61</b>	<b>2</b>

PUNT RETURNS	No.	FC	Yds.	Avg.	Long	TD
Milburn	40	11	425	10.6	54	0
Bradford	1	0	0	0.0	0	0
<b>BRONCOS</b>	<b>41</b>	<b>11</b>	<b>425</b>	<b>10.4</b>	<b>54</b>	<b>0</b>
<b>OPPONENTS</b>	<b>33</b>	<b>8</b>	<b>337</b>	<b>10.2</b>	<b>37</b>	<b>0</b>

KICKOFF RETURNS	No.	Yds.	Avg.	Long	TD
Russell	18	374	20.8	49	0
Milburn	12	188	15.7	26	0
Delpino	7	146	20.9	49	0
Meeks	1	9	9.0	9	0
Sharpe	1	0	0.0	0	0
<b>BRONCOS</b>	<b>39</b>	<b>717</b>	<b>18.4</b>	<b>49</b>	<b>0</b>
<b>OPPONENTS</b>	<b>63</b>	<b>1119</b>	<b>17.8</b>	<b>68</b>	<b>0</b>

FIELD GOALS	1-19	20-29	30-39	40-49	50+
Elam	0/0	11/12	7/7	4/10	4/6
<b>OPPONENTS</b>	<b>1/1</b>	<b>8/8</b>	<b>10/10</b>	<b>8/12</b>	<b>4/5</b>

ELAM: (28G,30G,30G,41G) (20G,54G) (I) (53N) (47G,37G) (40G,42N,37G) (47N) (22G,38G) (26B,53G) (48G,27G,28G) (25G,40N) (30G,42N) (36G,53G) (29G,24G,41N) (51N,24G) (52G,24G,27G,40N)	
<b>OPPONENTS: (22G,43G) (30G) (34G,41,52G, 44G,20G) (28G,28G) (28G,32G,21G) (32G,49G, 53G) (53G) (49N) (25G,19G,35G,43G) (37G, 38G) (I) (56N,47N,27G,34G) (44N) (31G) (48G, 41N) (43G,50G,39G,47G)</b>	

<b>SACKS:</b> Fletcher 13.5, Mecklenburg 9.0, Dronett 7.0, Croel 5.0, J. Robinson 3.5, Kragen 3.0, Wyman 2.0, Atwater 1.0, Oshodin 1.0, Williams 1.0, <b>BRONCOS 46.0, OPPONENTS 39.0</b>	
---	--

PASSING	Att.	Comp.	Yds.	Cmp.%	Yd./Att.	TD	TD%	Int.	Int.%	LG	Sacked	Rating
Elway	551	348	4030	63.2	7.31	25	4.5	10	1.8	63	39/293	92.8
Maddox	1	1	1	100.0	1.00	1	100.0	0	0.0	1t	0/0	118.8
Marshall	1	1	30	100.0	30.00	1	100.0	0	0.0	30t	0/0	158.3
<b>BRONCOS</b>	<b>553</b>	<b>350</b>	<b>4061</b>	<b>63.3</b>	<b>7.34</b>	<b>27</b>	<b>4.9</b>	<b>10</b>	<b>1.8</b>	<b>63</b>	<b>39/293</b>	<b>94.2</b>
<b>OPPONENTS</b>	<b>562</b>	<b>314</b>	<b>3969</b>	<b>55.9</b>	<b>7.06</b>	<b>21</b>	<b>3.7</b>	<b>18</b>	<b>3.2</b>	<b>74t</b>	<b>46/238</b>	<b>77.2</b>

## 1993 DEFENSIVE STATS

(based on coaches' film review)

	TT	UT	A	S-YDS	I-YDS	PD	FF	FR
1 Atwater	141	80	61	1-1	2-81	12	2	0
2 Wyman	133	91	42	2-9	1-0	4	0	1
3 Braxton	111	79	32	0-0	3-37	19	2	2
4 Croel	110	79	31	5-30	1-22	6	1	2
5 Mecklenburg	99	82	17	9-60	0-0	4	1	2
Fletcher	99	62	37	13.5-75.5	0-0	3	3	1
7 D. Smith	96	54	42	0-0	3-57	15	1	0
8 Hall	70	34	36	0-0	1-0	5	0	0
9 Kragen	65	43	22	3-10	0-0	3	0	1
10 Lang	64	42	22	0-0	2-4	12	0	0
11 Dimry	51	30	21	0-0	1-0	11	0	0
12 Dronett	49	32	17	7-24	2-13	5	1	0
13 F. Robinson	40	26	14	0-0	1-13	8	0	0
14 D. Williams	37	18	19	1-6	0-0	2	0	1
15 Oshodin	36	21	15	1-5	0-0	2	1	0
16 Bradford	13	10	3	0-0	1-0	6	0	0
J. Robinson	13	7	6	3.5-17.5	0-0	1	1	0
18 Alexander	10	8	2	0-0	0-0	0	0	0
19 R. Jones	6	4	2	0-0	0-0	2	0	0
Drozdzov	6	3	3	0-0	0-0	0	0	0
21 Taylor	3	3	0	0-0	0-0	1	0	0
<b>TOTAL</b>	<b>1,252</b>	<b>808</b>	<b>444</b>	<b>46-238</b>	<b>18-227</b>	<b>121</b>	<b>13</b>	<b>10</b>

## 1993 GAMES STARTED

OFFENSE		DEFENSE	
QB Elway, John	16	DE Ornett, Shane	16
RB Bernstein, Rod	14	DE Oshodin, Willie	5
RB Delpino, Robert	5	DE Williams, Dan	11
RB Milburn, Glyn	1	NT Drozdov, Darren	2
RB Rivers, Reggie	2	NT Kragen, Greg	14
WR Johnson, Vance	8	LB Croel, Mike	16
WR Marshall, Arthur	9	LB Fletcher, Simon	16
WR Russell, Derek	12	LB Mecklenburg, Karl	16
WR Tillman, Cedric	3	LB Wyman, Dave	16
TE Evans, Jerry	2	CB Bradford, Ronnie	3
TE Johnson, Reggie	12	CB Braxton, Tyrone	16
TE Sharpe, Shannon	12	CB Dimry, Charles	11
C Kartz, Keith	11	CB Robinson, Frank	2
T Freeman, Russell	14	S Atwater, Steve	16
T Maggs, Don	2	S Hall, Darryl	2
T Zimmerman, Gary	16	S Smith, Dennis	14
G Habib, Brian	16		
G Melander, Jon	6		
G/C Widell, Dave	15		

## 1993 COACHES

Wade Phillips (Head Coach), Vernon Banks (Strength & Conditioning), Barney Chavous (Defensive Line Asst./Strength & Conditioning Asst.), Jim Fassel (Asst. Head Coach/Offensive Coordinator), Mo Forte (Wide Receivers), Bishop Harris (Running Backs), John Lewra (Offensive Line), Al Reynolds (Asst. Defensive Backs/Quality Control), Harold Richardson (Special Asst. to the Head Coach/Offense), Richard Smith (Special Teams/Linebackers), Ernie Statuner (Defensive Line), Les Steckel (Tight Ends), Charlie Waters (Defensive Coordinator/Defensive Backs), John Paul Young (Linebackers).

## 1993 LEADERS / RANKINGS

INDIVIDUAL	PLAYER	NO.	AFC RANK	NFL RANK	NFL LEADER	NO.
Points	Elam	119	4	7	Jaeger (LAR)	132
Rushing Yards	Bernstine	816	6	14	Smith (DAL)	1,486
Passing Yards	Elway	4,030	1	1	Elway (DEN)	4,030
Passer Rating	Elway	92.8	1	3	Young (SF)	101.5
Receiving Yards	Sharpe	995	5	10	Rice (SF)	1,503
Receptions	Sharpe	81	3	8	Sharpe (GB)	112
Interceptions	Braxton/Smith	3	7t	7t	Odomes (BUF)	9
Sacks	Fletcher	13.5	3	3	Smith (KC)	15
OFFENSE		NO.	AFC RANK	NFL RANK	NFL LEADER	NO.
Points Per Game		23.3	1	3	San Francisco	29.6
Total Yards Per Game		341.3	3	5	San Francisco	402.2
Yards Per Play		5.2	3	5t	San Francisco	6.3
Rushing Yards Per Game		105.8	9	18	New York Giants	138.1
Net Passing Yards Per Game		235.5	3	4	San Francisco	268.9

DEFENSE	NO.	AFC RANK	NFL RANK	NFL LEADER	NO.
Points Per Game	17.8	5	10	New York Giants	12.8
Total Yards Per Game	321.8	10	19	Minnesota	275.4
Yards Per Play	5.1	12t	20t	Green Bay	4.5
Rushing Yards Per Game	88.6	4	4	Houston	79.6
Net Passing Yards Per Game	233.2	13	27	New Orleans	162.9

## 1993 NFL STANDINGS

AFC EAST	W	L	T	Pct	PF	PA
*yz-Buffalo	12	4	0	.750	329	242
Miami	9	7	0	.563	349	351
New York Jets	8	8	0	.500	270	247
New England	5	11	0	.313	238	286
Indianapolis	4	12	0	.250	189	378

AFC CENTRAL	W	L	T	Pct	PF	PA
Team						
yz-Houston	12	4	0	.750	368	238
x-Pittsburgh	9	7	0	.563	308	281
Cleveland	7	9	0	.438	304	307
Cincinnati	3	13	0	.188	187	319

AFC WEST	W	L	T	Pct	PF	PA
Team						
y-Kansas City	11	5	0	.688	328	291
x-L.A. Raiders	10	6	0	.625	306	326
x-Denver	9	7	0	.563	373	284
San Diego	8	8	0	.500	322	290
Seattle	6	10	0	.375	280	314

NFC EAST	W	L	T	Pct	PF	PA
Team						
*yz-Dallas	12	4	0	.750	376	229
x-New York Giants	11	5	0	.688	288	205
Philadelphia	8	8	0	.500	293	315
Phoenix	7	9	0	.438	326	269
Washington	4	12	0	.250	230	345

NFC CENTRAL	W	L	T	Pct	PF	PA
Team						
y-Detroit	10	6	0	.625	298	292
x-Minnesota	9	7	0	.563	277	290
x-Green Bay	9	7	0	.563	340	282
Chicago	7	9	0	.438	234	230
Tampa Bay	5	11	0	.313	237	376

NFC WEST	W	L	T	Pct	PF	PA
Team						
yz-San Francisco	10	6	0	.625	473	295
New Orleans	8	8	0	.500	317	343
Atlanta	6	10	0	.375	316	385
L.A. Rams	5	11	0	.313	221	367

x - Playoffs; y - Division Title; z - First-round Bye; \* - Home-field Advantage

## WILD CARD PLAYOFF GAMES

1/8 - at Kansas City 27, Pittsburgh

## 1992 FINAL STATISTICS (8-8)

Head Coach: Dan Reeves AFC West: 3rd Home Stadium: Mile High Stadium

Date	W-L	Score	Opponent	Attendance	RUSHING	No.	Yds.	Avg.	Long	TD
Sept 6	W	17-13	L.A. Raiders	75,418	Green	161	648	4.0	67	2
Sept 13	W	21-13	San Diego	74,367	Rivers	74	282	3.8	49	3
Sept 20	L	0-30	at Philadelphia	65,833	Lewis	73	268	3.7	22	4
Sept 27	W	12-0	at Cleveland	78,064	Elway	34	94	2.8	9	2
Oct 4	W	20-19	Kansas City	75,629	S. Smith	23	94	4.1	15	0
Oct 12	L	3-34	at Washington	56,371	Marshall	11	56	5.1	16	0
Oct 18	W	27-21	Houston	74,827	Moore	8	39	4.9	11	0
Oct 25	L	21-24	San Diego	53,576	Maddox	9	20	2.2	11	0
Nov 8	W	27-16	New York Jets	74,678	R. Johnson	2	7	3.5	8	0
Nov 15	W	27-13	New York Giants	75,269	Jackson	3	-1	-0.3	1	0
Nov 22	L	0-24	at L.A. Raiders	50,011	Perryman	3	-1	-0.3	1	0
Nov 30	L	13-16	at Seattle (OT)	51,612	Sharpe	2	-6	-3.0	-3	0
Dec 6	L	27-31	Dallas	74,946	<b>BRONCOS</b>	<b>403</b>	<b>1500</b>	<b>3.7</b>	<b>67</b>	<b>11</b>
Dec 12	L	17-27	at Buffalo	71,740	<b>OPPONENTS</b>	<b>489</b>	<b>1963</b>	<b>4.0</b>	<b>37</b>	<b>10</b>
Dec 20	W	10-6	Seattle	72,570	<b>RECEIVING</b>	<b>No.</b>	<b>Yds.</b>	<b>Avg.</b>	<b>Long</b>	<b>TD</b>
Dec 27	L	20-42	at Kansas City	76,240	Sharpe	53	640	12.1	55	2

TEAM STATISTICS	Den	Opp
TOTAL FIRST DOWNS	234	283
Rushing	84	105
Passing	135	156
Penalty	15	22
3RD DOWN: MADE/ATT	67/208	81/222
3rd Down Pct.	32.2	36.5
4TH DOWN: MADE/ATT	5/11	5/13
4th Down Pct.	45.5	38.5
POSSESSION AVG.	28:14	31:46
TOTAL NET YARDS	4430	5083
Avg. Per Game	276.9	317.7
Total Plays	928	1001
Avg. Per Play	4.8	5.1
NET YARDS RUSHING	1500	1963
Avg. Per Game	93.8	122.7
Total Rushes	403	489
NET YARDS PASSING	2930	3120
Avg. Per Game	183.1	195.0
Sacked/Yards Lost	52/382	50/317
Gross Yards	3312	3437
Att./Completions	473/258	462/268
Completion Pct.	54.5	58.0
Had Intercepted	29	15
PUNTS/AVERAGE	85/43.6	78/43.3
NET PUNTING AVG.	85/37.7	78/36.2
PENALTIES/YARDS	98/768	96/715
FUMBLES/BALL LOST	29/14	33/16
TOUCHDOWNS	29	35
Rushing	11	10
Passing	16	21
Returns	2	4

SCORE BY PERIODS	1	2	3	4	OT	Total
<b>BRONCOS</b>	61	40	63	98	0	262
<b>OPPONENTS</b>	51	121	74	80	3	329

SCORING	TD	Ru	Pa	Rt	PAT	FG	S	PTS
Treadwell	0	0	0	0	28/28	20/24	0	88
Jackson	8	0	8	0	0/0	0/0	0	48
Lewis	4	4	0	0	0/0	0/0	0	24
Rivers	4	3	1	0	0/0	0/0	0	24
Elway	2	2	0	0	0/0	0/0	0	12
Green	2	2	0	0	0/0	0/0	0	12
V. Johnson	2	0	2	0	0/0	0/0	0	12
Sharpe	2	0	2	0	0/0	0/0	0	12
Brooks	1	0	0	1	0/0	0/0	0	6
Henderson	1	0	0	1	0/0	0/0	0	6
R. Johnson	1	0	1	0	0/0	0/0	0	6
Marshall	1	0	1	0	0/0	0/0	0	6
Tillman	1	0	1	0	0/0	0/0	0	6
Daluiso	0	0	0	0	0/0	0/1	0	0
<b>BRONCOS</b>	<b>29</b>	<b>11</b>	<b>16</b>	<b>2</b>	<b>28/29</b>	<b>20/25</b>	<b>0</b>	<b>262</b>
<b>OPPONENTS</b>	<b>35</b>	<b>10</b>	<b>21</b>	<b>4</b>	<b>35/35</b>	<b>28/38</b>	<b>0</b>	<b>329</b>

**SACKS:** Fletcher 16.0, Mecklenburg 7.5, Dronett 6.5, Kragen 5.5, Croel 5.0, Mills 2.0, Sochia 1.5, Walker 1.5, Atwater 1.0, Lang 1.0, Traylor 1.0, Holmes 0.5, **BRONCOS 50.0, OPPONENTS 52.0**

PASSING	Att.	Comp.	Yds.	Cmp.%	Yd./Att.	TD	TD%	Int.	Int.%	LG	Sacked	Rating
Elway	316	174	2242	55.1	7.09	10	3.2	17	5.4	48	36/272	65.7
Maddox	121	66	757	54.5	6.26	5	4.1	9	7.4	38	10/60	56.4
Moore	34	17	232	50.0	6.82	0	0.0	3	8.8	40	6/50	35.4
Lewis	1	0	0	0.0	0.0	0	0.0	0	0.0	0	0/0	39.6
Marshall	1	1	81	100.0	81.00	1	100.0	0	0.0	81	0/0	158.3
<b>BRONCOS</b>	<b>473</b>	<b>258</b>	<b>3312</b>	<b>54.5</b>	<b>7.00</b>	<b>16</b>	<b>3.4</b>	<b>29</b>	<b>6.1</b>	<b>81</b>	<b>52/382</b>	<b>62.4</b>
<b>OPPONENTS</b>	<b>462</b>	<b>268</b>	<b>3437</b>	<b>58.0</b>	<b>7.44</b>	<b>21</b>	<b>4.5</b>	<b>15</b>	<b>3.2</b>	<b>72</b>	<b>50/317</b>	<b>83.0</b>

## 1992 DEFENSIVE STATS

(based on coaches' film review)

	TT	UT	A	S-YDS	I-YDS	PD	FF	FR
1 Brooks	167	106	61	0-0	1-17	2	3	2
2 Atwater	152	76	76	1-10	2-22	12	2	3
3 D. Smith	127	72	55	0-0	4-10	12	0	2
4 Mecklenburg	115	80	35	7.5-46	0-0	4	2	0
5 Croel	101	70	31	5-42	0-0	4	2	1
Kragen	101	65	36	5.5-41	0-0	3	2	0
7 Fletcher	100	64	36	16-97	0-0	9	5	0
8 Braxton	97	53	44	0-0	2-54	16	0	0
9 Dimry	56	43	13	0-0	1-2	13	0	0
Henderson	56	43	13	0-0	4-79	10	1	0
11 Lang	49	31	18	1-10	1-26	8	1	1
Dronett	49	27	22	6.5-32	0-0	5	1	2
Walker	49	20	29	1.5-15	0-0	1	0	2
14 Sochia	39	24	15	1.5-11	0-0	0	0	0
Traylor	39	21	18	1-14	0-0	1	1	0
16 Montgomery	29	13	16	0-0	0-0	2	0	1
17 Mills	22	14	8	2-19	0-0	3	0	2
18 Granby	3	2	1	0-0	0-0	0	0	0
19 Robinson	2	2	0	0-0	0-0	0	0	0
20 Geater	1	0	1	0-0	0-0	0	0	0
<b>TOTAL</b>	<b>1,354</b>	<b>826</b>	<b>528</b>	<b>48.5-337</b>	<b>15-210</b>	<b>105</b>	<b>20</b>	<b>16</b>

## 1992 GAMES STARTED

OFFENSE		DEFENSE	
QB Elway, John	12	DE Dronett, Shane	2
QB Maddox, Tommy	4	DE Sochia, Brian	13
RB Green, Gaston	13	DE Walker, Kenny	15
RB Lewis, Greg	2	NT Kragen, Greg	14
RB Smith, Sammy	1	LB Brooks, Michael	16
FB Jones, Victor	1	LB Croel, Mike	16
FB Perryman, Robert	1	LB Fletcher, Simon	16
FB Rivers, Reggie	3	LB Mecklenburg, Karl	16
WR Jackson, Mark	13	LB Traylor, Keith	3
WR Johnson, Vance	7	CB Braxton, Tyrone	13
WR Marshall, Arthur	1	CB Dimry, Charles	8
WR Russell, Derek	6	CB Henderson, Wymon	11
WR Tillman, Cedric	1	CB Lang, Le-Lo	1
TE Johnson, Reggie	7	S Atwater, Steve	15
TE Kay, Clarence	13	S Granby, John	1
TE Sharpe, Shannon	11	S Montgomery, Alton	1
C Kartz, Keith	15	S Smith, Dennis	16
C Widell, Dave	1		
T Freeman, Russell	16		
T Lanier, Ken	16		
G Davidson, Jeff	16		
G Widell, Doug	16		

## 1992 COACHES

Dan Reeves (Head Coach), Marvin Bass (Special Assistant), Raymond Berry (Quarterbacks), Barney Chavous (Defensive Assistant), Joe DeCamillis (Defensive Quality Control), Mo Forte (Running Backs), George Henshaw (Offensive Coordinator/Wide Receivers), Pete Mangurian (Offensive Line), Al Miller (Strength/Conditioning), Mike Nolan (Linebackers), Wade Phillips (Defensive Coordinator), Harold Richardson (Tight Ends/Special Teams), Ernie Stautner (Defensive Line), Charlie Waters (Defensive Backs).

## 1992 LEADERS / RANKINGS

INDIVIDUAL	PLAYER	NO.	AFC RANK	NFL RANK	NFL LEADER	NO.
Points	Treadwell	88	8	17	Stoyanovich (MIA)	124
Rushing Yards	Green	648	10	20	Smith (DAL)	1713
Passing Yards	Elway	2,242	8	18	Marino (MIA)	4,116
Passer Rating	Elway	65.7	8	20	Young (SF)	107.0
Receiving Yards	Jackson	745	14	26	Sharpe (GB)	1,461
Receptions	Sharpe	53	14	34	Sharpe (GB)	108
Interceptions	Henderson/Smith	4	5	10	Jones (BUF)	8
Sacks	Fletcher	16	2	4	Simmons (PHI)	19

OFFENSE	NO.	AFC RANK	NFL RANK	NFL LEADER	NO.
Points Per Game	16.4	9	22	San Francisco	26.9
Total Yards Per Game	276.9	8	21	San Francisco	387.2
Yards Per Play	4.8	7	17	San Francisco	6.2
Rushing Yards Per Game	93.8	13	25	Buffalo	152.3
Net Passing Yards Per Game	183.2	6	19	San Francisco	253.4

DEFENSE	NO.	AFC RANK	NFL RANK	NFL LEADER	NO.
Points Per Game	20.6	12	19	New Orleans	12.6
Total Yards Per Game	317.7	13	22	Dallas	245.7
Yards Per Play	5.1	11	16	New Orleans	4.3
Rushing Yards Per Game	122.7	12	23	Dallas	77.8
Net Passing Yards Per Game	195.0	11	14	Kansas City	158.6

## 1992 NFL STANDINGS

AFC EAST	Team	W	L	T	Pct	PF	PA
	yz-Miami	11	5	0	.688	340	281
	x-Buffalo	11	5	0	.688	381	283
	Indianapolis	9	7	0	.563	216	302
	New York Jets	4	12	0	.250	220	315
	New England	2	14	0	.125	205	363

AFC CENTRAL	Team	W	L	T	Pct	PF	PA
	*yz-Pittsburgh	11	5	0	.688	299	225
	x-Houston	10	6	0	.625	352	258
	Cleveland	7	9	0	.438	272	275
	Cincinnati	5	11	0	.313	274	364

AFC WEST	Team	W	L	T	Pct	PF	PA
	y-San Diego	11	5	0	.688	335	241
	x-Kansas City	10	6	0	.625	348	282
	Denver	8	8	0	.500	262	329
	L.A. Raiders	7	9	0	.438	249	281
	Seattle	2	14	0	.125	140	312

NFC EAST	Team	W	L	T	Pct	PF	PA
	yz-Dallas	13	3	0	.813	409	243
	x-Philadelphia	11	5	0	.688	354	245
	x-Washington	9	7	0	.563	300	255
	New York Giants	6	10	0	.375	306	367
	Phoenix	4	12	0	.250	243	332

NFC CENTRAL	Team	W	L	T	Pct	PF	PA
	y-Minnesota	11	5	0	.688	374	249
	Green Bay	9	7	0	.563	276	296
	Tampa Bay	5	11	0	.313	267	365
	Chicago	5	11	0	.313	295	361
	Detroit	5	11	0	.313	273	332

NFC WEST	Team	W	L	T	Pct	PF	PA
	*yz-San Francisco	14	2	0	.875	431	236
	x-New Orleans	12	4	0	.750	330	202
	Atlanta	6	10	0	.375	327	414
	L.A. Rams	6	10	0	.375	313	383

x - Playoffs; y - Division Title; z - First-round Bye; \* - Home-field Advantage

## WILD CARD PLAYOFF GAMES

1/2 - at San Diego 17, Kansas City 0  
1/2 - Washington 24, at Minnesota 7  
1/3 - at Buffalo 41, Houston 38 (OT)  
1/3 - Philadelphia 36, at New Orleans 20

## DIVISIONAL PLAYOFF GAMES

1/9 - Buffalo 24, at Pittsburgh 3  
1/9 - at San Francisco 20, Washington 13  
1/10 - at Miami 31, San Diego 0  
1/10 - at Dallas 34, Philadelphia 10

## CONFERENCE CHAMPIONSHIPS

1/17 - Buffalo 29, at Miami 10  
1/17 - Dallas 30, at San Francisco 20

## SUPER BOWL XXVII (PASADENA, CALIF.)

1/31 - Dallas 52, Buffalo 17

## 1991 FINAL STATISTICS (12-4)

Head Coach: Dan Reeves AFC West: 1st Home Stadium: Mile High Stadium

Date	W-L	Score	Opponent	Attendance	RUSHING	No.	Yds.	Avg.	Long	TD
Sept 1	W	45-14	Cincinnati	72,855	Green	261	1037	4.0	63T	4
Sept 8	L	13-16	at L.A. Raiders	48,569	Lewis	99	376	3.8	27	4
Sept 15	W	16-10	Seattle	74,152	Elway	55	255	4.6	17T	6
Sept 22	W	27-19	San Diego	73,258	Sewell	50	211	4.2	26	2
Sept 29	W	13-6	at Minnesota	55,031	Perryman	21	45	2.1	6	0
Oct 6	L	14-42	at Houston	59,145	Humphrey	11	33	3.0	7	0
Oct 20	W	19-16	Kansas City	75,866	Jackson	2	18	9.0	21	0
Oct 27	W	9-6	at New England	43,994	Sharpe	1	15	15.0	15	0
Nov 3	W	20-13	Pittsburgh	70,973	Kubiak	3	11	3.7	12	0
Nov 10	L	16-17	L.A. Raiders	75,896	Horan	2	9	4.5	9	0
Nov 17	W	24-20	at Kansas City	74,661	Rivers	2	5	2.5	3	0
Nov 24	L	10-13	at Seattle	60,430	<b>BRONCOS</b>	<b>505</b>	<b>2015</b>	<b>4.0</b>	<b>63T</b>	<b>16</b>
Dec 1	W	20-3	New England	67,116	<b>OPPONENTS</b>	<b>411</b>	<b>1794</b>	<b>4.4</b>	<b>49</b>	<b>8</b>
Dec 8	W	17-7	at Cleveland	73,539	<b>RECEIVING</b>	<b>No.</b>	<b>Yds.</b>	<b>Avg.</b>	<b>Long</b>	<b>TD</b>
Dec 15	W	24-19	Phoenix	74,098	Young	44	629	14.3	52T	2
Dec 22	W	17-14	at San Diego	51,449	Sewell	38	436	11.5	60	2

TEAM STATISTICS	Den	Opp
TOTAL FIRST DOWNS	284	242
Rushing	117	81
Passing	150	147
Penalty	17	14
3RD DOWN: MADE/ATT	92/223	64/206
3rd Down Pct.	41.3	31.1
4TH DOWN: MADE/ATT	8/14	7/17
4th Down Pct.	57.1	41.2
POSSESSION AVG.	31:36	28:24
TOTAL NET YARDS	5012	4549
Avg. Per Game	313.3	284.3
Total Plays	1012	939
Avg. Per Play	5.0	4.8
NET YARDS RUSHING	2015	1794
Avg. Per Game	125.9	112.1
Total Rushes	505	411
NET YARDS PASSING	2997	2755
Avg. Per Game	187.3	172.2
Sacked/Yards Lost	46/313	52/346
Gross Yards	3310	3101
Att./Completions	459/246	476/246
Completion Pct.	53.6	51.7
Had Intercepted	12	23
PUNTS/AVERAGE	74/41.2	79/44.5
NET PUNTING AVG.	36.4	39.1
PENALTIES/YARDS	94/715	105/848
FUMBLES/BALL LOST	31/13	26/10
TOUCHDOWNS	32	22
Rushing	16	8
Passing	13	16
Returns	3	2

SCORE BY PERIODS	1	2	3	4	OT	Total
<b>BRONCOS</b>	42	111	71	80	0	304
<b>OPPONENTS</b>	43	77	49	66	0	235

SCORING	TD	Ru	Pa	Rt	PAT	FG	S	PTS
Treadwell	0	0	0	0	31/32	27/36	0	112
Elway	6	6	0	0	0/0	0/0	0	36
Green	4	4	0	0	0/0	0/0	0	24
Lewis	4	4	0	0	0/0	0/0	0	24
Sewell	4	2	2	0	0/0	0/0	0	24
V. Johnson	3	0	3	0	0/0	0/0	0	18
Nattiel	2	0	2	0	0/0	0/0	0	12
Young	2	0	2	0	0/0	0/0	0	12
Braxton	1	0	0	1	0/0	0/0	0	6
Dimry	1	0	0	1	0/0	0/0	0	6
Jackson	1	0	1	0	0/0	0/0	0	6
R. Johnson	1	0	1	0	0/0	0/0	0	6
Powers	1	0	0	1	0/0	0/0	0	6
Russell	1	0	1	0	0/0	0/0	0	6
Sharpe	1	0	1	0	0/0	0/0	0	6
<b>BRONCOS</b>	<b>32</b>	<b>16</b>	<b>13</b>	<b>3</b>	<b>31/32</b>	<b>27/36</b>	<b>0</b>	<b>304</b>
<b>OPPONENTS</b>	<b>22</b>	<b>8</b>	<b>12</b>	<b>2</b>	<b>22/22</b>	<b>27/33</b>	<b>0</b>	<b>235</b>

**SACKS:** Fletcher 13.5, Croel 10.0, Mecklenburg 9.0, Holmes 5.0, Kragen 3.5, Mills 3.0, Walker 3.0, Powers 2.0, Atwater 1.0, Braxton 1.0, Sochia 1.0, **BRONCOS 52.0, OPPONENTS 46.0**

PASSING	Att.	Comp.	Yds.	Cmp.%	Yd./Att.	TD	TD%	Int.	Int.%	LG	Sacked	Rating
Elway	451	242	3253	53.7	7.21	13	2.9	12	2.7	71	45/305	75.4
Kubiak	5	3	33	60.0	6.60	0	0.0	0	0.0	14	1/8	79.6
Sewell	3	1	24	33.3	8.00	0	0.0	0	0.0	24	0/0	63.2
<b>BRONCOS</b>	<b>459</b>	<b>246</b>	<b>3310</b>	<b>53.6</b>	<b>7.21</b>	<b>13</b>	<b>2.8</b>	<b>12</b>	<b>2.6</b>	<b>71</b>	<b>46/313</b>	<b>75.3</b>
<b>OPPONENTS</b>	<b>476</b>	<b>246</b>	<b>3101</b>	<b>51.7</b>	<b>6.51</b>	<b>12</b>	<b>2.5</b>	<b>23</b>	<b>4.8</b>	<b>63</b>	<b>52/346</b>	<b>60.6</b>

INTERCEPTIONS	No.	Yds.	Avg.	Long	TD
Atwater	5	104	20.8	49	0
D. Smith	5	60	12.0	39	0
Braxton	4	55	13.8	52T	1
Dimry	3	35	11.7	26T	1
Henderson	2	53	26.5	53	0
Brooks	2	7	3.5	9	0
Robbins	1	35	35.0	35	0
Lang	1	30	30.0	30	0
<b>BRONCOS</b>	<b>23</b>	<b>379</b>	<b>16.5</b>	<b>53</b>	<b>2</b>
<b>OPPONENTS</b>	<b>12</b>	<b>101</b>	<b>8.4</b>	<b>43</b>	<b>0</b>

PUNTING	No.	Yds.	Avg.	Net	TB	In20	Long	B
Horan	72	3012	41.8	36.7	8	24	71	1
Elway	1	34	34.0	14.0	1	0	34	0
<b>BRONCOS</b>	<b>73</b>	<b>3046</b>	<b>41.2</b>	<b>36.4</b>	<b>9</b>	<b>24</b>	<b>71</b>	<b>1</b>
<b>OPPONENTS</b>	<b>79</b>	<b>3513</b>	<b>44.5</b>	<b>39.1</b>	<b>7</b>	<b>17</b>	<b>63</b>	<b>0</b>

PUNT RETURNS	No.	FC	Yds.	Avg.	Long	TD
V. Johnson	24	14	174	7.3	20	0
Nattiel	10	2	43	4.3	17	0
Clark	7	1	67	9.6	18	0
<b>BRONCOS</b>	<b>41</b>	<b>17</b>	<b>284</b>	<b>6.9</b>	<b>20</b>	<b>0</b>
<b>OPPONENTS</b>	<b>28</b>	<b>14</b>	<b>170</b>	<b>6.1</b>	<b>23</b>	<b>0</b>

KICKOFF RETURNS	No.	Yds.	Avg.	Long	TD
Montgomery	26	488	18.8	55	0
Russell	7	120	17.1	30	0
Clark	2	45	22.5	29	0
Lewis	1	20	20.0	20	0
Sewell	1	14	14.0	14	0
<b>BRONCOS</b>	<b>37</b>	<b>687</b>	<b>18.6</b>	<b>55</b>	<b>0</b>
<b>OPPONENTS</b>	<b>62</b>	<b>1096</b>	<b>17.7</b>	<b>38</b>	<b>0</b>

FIELD GOALS	1-19	20-29	30-39	40-49	50+
Treadwell	5/5	10/10	9/12	3/9	0/0
<b>OPPONENTS</b>	<b>2/2</b>	<b>11/13</b>	<b>7/10</b>	<b>7/7</b>	<b>0/1</b>

**TREADWELL:** (30N,42N,19G) (22G,47G) (17G,25G,35G) (34G,23G) (37G,42G) (31 N) (39G,30G,25G,27G) (35G,18G,47N,34G) (28G,21G,45N) (19G,48N) (37G,35N) (47N,23G) (20G,24G) (37G) (18G) (42G,45N)  
**OPPONENTS:** (29G,23G,34G,32N) (28G) (41G,43G,43G,36G) (49G,25G) (32N) (32G,48G,25G) (20G,17G,25N) (26G,39G,24N) (20G,37N) (19G,27G)(36G,42G) (23G) (52N,33G,45G,28G,38G)

## 1991 DEFENSIVE STATS

(based on coaches' film review)

	TT	UT	A	S-YDS	I-YDS	PD	FF	FR
1 Brooks	153	96	57	0-0	2-7	6	0	0
2 Atwater	150	83	67	1-5	5-104	11	1	1
3 Mecklenburg	130	73	57	9-68	0-0	3	1	0
4 D. Smith	110	67	43	0-0	5-60	12	1	1
5 Kragen	92	61	31	3.5-16	0-0	2	0	0
Braxton	92	57	35	1-8	4-55	12	1	1
7 Fletcher	89	46	43	13.5-92	0-0	3	2	1
8 Croel	84	55	29	10-65	0-0	2	4	0
9 Henderson	82	53	29	0-0	2-53	8	0	0
10 Holmes	44	21	23	5-32	0-0	4	0	0
11 Powers	42	25	17	2-22	0-0	2	0	2
12 Dimry	38	21	17	0-0	3-35	17	0	1
13 Traylor	31	16	15	0-0	0-0	0	0	0
Walker	31	16	15	3-23	0-0	0	1	0
15 Robbins	29	24	5	0-0	1-35	11	0	0
16 Mills	23	16	7	3-26	0-0	1	1	0
17 Lucas	15	8	7	0-0	0-0	1	0	0
18 Sochia	12	10	2	1-6	0-0	0	0	1
19 Lang	10	4	6	0-0	1-30	4	0	0
20 Carreker	6	0	6	0-0	0-0	0	0	0
21 Montgomery	5	3	2	0-0	0-0	0	1	1
22 Haliburton	2	0	2	0-0	0-0	0	0	0
23 Kartz	0	0	0	0-0	0-0	0	0	1
Szymanski	0	0	0	0-0	0-0	1	0	0
<b>TOTALS</b>	<b>1,270</b>	<b>755</b>	<b>515</b>	<b>52-363</b>	<b>23-379</b>	<b>100</b>	<b>13</b>	<b>10</b>

## 1991 GAMES STARTED

OFFENSE		DEFENSE	
QB Elway, John	16	DE Carreker, Alphonso	1
RB Green, Gaston	12	DE Holmes, Ron	14
RB Lewis, Greg	4	DE Powers, Warren	11
FB Perryman, Robert	7	DE Sochia, Brian	3
WR Jackson, Mark	10	DE Walker, Kenny	1
WR Russell, Derek	5	NT Kragen, Greg	16
WR Sewell, Steve	1	LB Brooks, Michael	14
WR Young, Michael	13	LB Croel, Mike	10
TE Johnson, Reggie	3	LB Fletcher, Simon	16
TE Kay, Clarence	16	LB Lucas, Tim	3
TE Sharpe, Shannon	9	LB Mecklenburg, Karl	16
C Kartz, Keith	16	LB Mills, Jeff	3
T Davidson, Jeff	14	LB Traylor, Keith	2
T Hamilton, Darrell	2	CB Braxton, Tyrone	15
T Lanier, Ken	16	CB Dimry, Charles	1
G Farrell, Sean	4	CB Henderson, Wymon	16
G Ker, Crawford	10	CB Robbins, Randy	2
G Widell, Dave	2	S Atwater, Steve	16
G Widell, Doug	16	S Smith, Dennis	16

## 1991 COACHES

Dan Reeves (Head Coach), Marvin Bass (Special Assistant), Barney Chavous (Defensive Assistant), Mo Forte (Running Backs), Chan Gailey (Offensive Coordinator/Wide Receivers), George Henshaw (Offensive Line), Earl Leggett (Defensive Line), Pete Mangurian (Tight Ends/Asst. Offensive Line), Al Miller (Strength/Conditioning), Mike Nolan (Linebackers), Wade Phillips (Defensive Coordinator), Harold Richardson (Special Teams), Mike Shanahan (Quarterbacks), Charlie Waters (Defensive Backs).

## 1991 LEADERS / RANKINGS

INDIVIDUAL	PLAYER	NO.	AFC RANK	NFL RANK	NFL LEADER	NO.
Points	Treadwell	112	3	6	Lohmiller (WAS)	149
Rushing Yards	Green	1,037	2	6	Smith (DAL)	1,563
Passing Yards	Elway	3,253	6	8	Moon (HOU)	4,690
Passer Rating	Elway	75.4	9	19	Young (SF)	101.8
Receiving Yards	Young	629	24	47	Irvin (DAL)	1,523
Receptions	Young	44	29T	63T	Jeffries (HOU)	100
Interceptions	Atwater/D. Smith	5	4T	8T	Lott (LAR)	8
Sacks	Fletcher	13.5	2T	4T	Swilling (NO)	17.0

OFFENSE	NO.	AFC RANK	NFL RANK	NFL LEADER	NO.
Points Per Game	19.0	6	12	Washington	30.3
Total Yards Per Game	313.3	6	12	Buffalo	390.8
Yards Per Play	5.0	5T	12T	San Francisco	5.9
Rushing Yards Per Game	125.9	5	8	Buffalo	148.8
Net Passing Yards Per Game	187.3	10	17	Houston	300.3

DEFENSE	NO.	AFC RANK	NFL RANK	NFL LEADER	NO.
Points Per Game	14.7	1	3	New Orleans	13.2
Total Yards Per Game	284.3	1	5	Philadelphia	221.8
Yards Per Play	4.8	1T	4T	Philadelphia	3.9
Rushing Yards Per Game	112.1	9	19	Philadelphia	71.0
Net Passing Yards Per Game	172.2	1	3	Philadelphia	150.8

## 1991 NFL STANDINGS

### AFC EAST

Team	W	L	T	Pct	PF	PA
*yz-Buffalo	13	3	0	.813	458	318
x-New York Jets	8	8	0	.500	314	293
Miami	8	8	0	.500	343	349
New England	6	10	0	.375	211	305
Indianapolis	1	15	0	.063	143	381



## 1990 FINAL STATISTICS (5-11)

Head Coach: Dan Reeves AFC West: 5th Home Stadium: Mile High Stadium

Date	W-L	Score	Opponent	Attendance	RUSHING	No.	Yds.	Avg.	Long	TD
Sept 9	L	9-14	at L.A. Raiders	54,206	Humphrey	288	1202	4.2	37	7
Sept 17	L	24-23	Kansas City	75,277	Elway	50	258	5.2	21	3
Sept 23	W	34-31	Seattle (OT)	75,290	Winder	42	120	2.9	19	2
Sept 30	L	28-29	at Buffalo	74,393	Bratton	27	82	3.0	10	3
Oct 8	L	29-30	Cleveland	74,814	Ezor	23	81	3.5	15	0
Oct 14	L	17-34	Pittsburgh	74,285	Kubiak	9	52	5.8	18	0
Oct 21	W	27-17	at Indianapolis	29,850	Sewell	17	46	2.7	8	3
Nov 4	L	22-27	at Minnesota	57,331	Jackson	5	28	5.6	16	1
Nov 11	L	7-19	at San Diego	59,557	Porter	1	3	3.0	3	0
Nov 18	L	13-16	Chicago (OT)	75,013	<b>BRONCOS</b>	<b>462</b>	<b>1872</b>	<b>4.1</b>	<b>37</b>	<b>19</b>
Nov 22	L	27-40	at Detroit	73,896	<b>OPPONENTS</b>	<b>456</b>	<b>1963</b>	<b>4.3</b>	<b>62</b>	<b>16</b>
Dec 2	L	20-23	L.A. Raiders	74,162	<b>RECEIVING</b>	<b>No.</b>	<b>Yds.</b>	<b>Avg.</b>	<b>Long</b>	<b>TD</b>
Dec 9	L	20-31	at Kansas City	74,347	Jackson	57	926	16.2	66	4
Dec 16	W	20-10	San Diego	64,919	Johnson	54	747	13.8	49	3
Dec 23	L	12-17	at Seattle	55,845	Kay	39	282	9.7	22	0
Dec 30	W	22-13	Green Bay	46,943	Bratton	29	276	9.5	63	1

TEAM STATISTICS	Den	Opp
TOTAL FIRST DOWNS	323	306
Rushing	126	110
Passing	170	181
Penalty	27	15
3RD DOWN: MADE/ATT	86/207	84/195
3rd Down Pct.	41.5	43.1
4TH DOWN: MADE/ATT	7/14	7/12
4th Down Pct.	50.0	58.3
POSSESSION AVG.	30:50	29:10
TOTAL NET YARDS	5213	5345
Avg. Per Game	325.8	334.1
Total Plays	1035	969
Avg. Per Play	5.0	5.5
NET YARDS RUSHING	1872	1963
Avg. Per Game	117.0	122.7
Total Rushes	462	456
NET YARDS PASSING	3341	3382
Avg. Per Game	208.8	211.4
Sacked/Yards Lost	46/330	34/289
Gross Yards	3671	3671
Att./Completions	527/305	479/284
Completion Pct.	57.9	59.3
Had Intercepted	18	10
PUNTS/AVERAGE	60/43.5	62/41.4
NET PUNTING AVG.	38.5	35.6
PENALTIES/YARDS	108/775	105/824
FUMBLES/BALL LOST	30/14	36/15
TOUCHDOWNS	36	43
Rushing	19	16
Passing	15	22
Returns	2	5

SCORE BY PERIODS	1	2	3	4	OT	Total
BRONCOS	87	120	46	75	3	331
OPPONENTS	60	85	96	131	3	374

SCORING	TD	Ru	Pa	Rt	PAT	FG	S	PTS
Treadwell	0	0	0	0	34/36	25/34	0	109
Humphrey	7	7	0	0	0/0	0/0	0	42
Jackson	5	1	4	0	0/0	0/0	0	30
Bratton	4	3	1	0	0/0	0/0	0	24
Young	4	0	4	0	0/0	0/0	0	24
Elway	3	3	0	0	0/0	0/0	0	18
Johnson	3	0	3	0	0/0	0/0	0	18
Sewell	3	3	0	0	0/0	0/0	0	18
Nattiel	2	0	2	0	0/0	0/0	0	12
Winder	2	2	0	0	0/0	0/0	0	12
Mecklenburg	1	0	0	1	0/0	0/0	1	8
Henderson	1	0	0	1	0/0	0/0	0	6
Sharpe	1	0	1	0	0/0	0/0	0	6
Fletcher	0	0	0	0	0/0	0/0	1	2
TEAM	0	0	0	0	0/0	0/0	1	2
<b>BRONCOS</b>	<b>36</b>	<b>19</b>	<b>15</b>	<b>2</b>	<b>34/36</b>	<b>25/34</b>	<b>0</b>	<b>331</b>
<b>OPPONENTS</b>	<b>43</b>	<b>16</b>	<b>22</b>	<b>5</b>	<b>38/43</b>	<b>26/33</b>	<b>0</b>	<b>374</b>

**SACKS:** Fletcher 11.0, Mecklenburg 5.0, Powers 4.0, Holmes 3.0, Brooks 2.0, Galloway 2.0, Kragen 2.0, Atwater 1.0, Dennison 1.0, Lucas 1.0, Townsend 1.0. **BRONCOS 34.0, OPPONENTS 16.0**

PASSING	Att.	Comp.	Yds.	Cmp.%	Yd./Att.	TD	TD%	Int.	Int.%	LG	Sacked	Rating
Elway	502	294	3526	58.6	7.02	15	3.0	14	2.8	66	43/311	78.5
Kubiak	22	11	145	50.0	6.59	0	0.0	4	18.2	36	3/19	31.6
Humphrey	2	0	0	0.0	0.00	0	0.0	0	0.0	0	0/0	39.6
Sewell	1	0	0	0.0	0.00	0	0.0	0	0.0	0	0/0	39.6
<b>BRONCOS</b>	<b>527</b>	<b>305</b>	<b>3671</b>	<b>57.9</b>	<b>6.97</b>	<b>15</b>	<b>2.8</b>	<b>18</b>	<b>3.4</b>	<b>66</b>	<b>46/330</b>	<b>74.6</b>
<b>OPPONENTS</b>	<b>479</b>	<b>284</b>	<b>3671</b>	<b>59.3</b>	<b>7.66</b>	<b>22</b>	<b>4.6</b>	<b>10</b>	<b>2.1</b>	<b>90</b>	<b>34/289</b>	<b>90.0</b>

## 1990 DEFENSIVE STATS

(based on coaches' film review)

	TT	UT	A	S-YDS	I-YDS	PD	FF	FR
1 Brooks	175	102	73	2-17	0-0	2	2	0
2 Atwater	173	112	61	1-5	2-32	4	2	0
3 Mecklenburg	116	67	49	5-45	0-0	1	0	2
4 D. Smith	110	63	47	0-0	1-13	8	1	2
5 Fletcher	97	55	42	11-90	0-0	1	4	1
6 Henderson	88	57	31	0-0	2-71	5	0	1
7 Kragen	81	46	35	2-9	0-0	5	3	2
8 Powers	77	43	34	4-31	0-0	1	2	0
9 Munford	70	39	31	0-0	0-0	0	0	0
10 Robbins	68	43	25	0-0	0-0	5	0	2
11 Montgomery	53	37	16	0-0	2-43	6	0	0
12 Corrington	43	23	20	0-0	0-0	5	1	1
13 Holmes	40	27	13	3-23	0-0	6	1	0
14 Lucas	32	16	16	1-7	0-0	0	1	1
15 Szymanski	30	13	17	0-0	0-0	0	0	0
16 Curtis	24	14	10	0-0	0-0	0	0	0
17 E. Smith	23	15	8	0-0	0-0	3	1	1
18 Braxton	17	11	6	0-0	1-10	2	0	0
19 Galloway	15	11	4	2-12	0-0	1	0	0
Townsend	15	8	7	1-12	0-0	1	0	0
21 Clark	9	6	3	0-0	0-0	0	0	0
22 Lang	8	6	2	0-0	1-5	3	1	1
23 Dennison	7	7	0	1-10	0-0	0	0	0
Haliburton	7	3	4	0-0	0-0	0	0	0
25 Team	0	0	0	1-28	0-0	0	0	0
Plummer	0	0	0	0-0	1-16	1	0	0
<b>TOTALS</b>	<b>1,378</b>	<b>824</b>	<b>554</b>	<b>34-289</b>	<b>10-190</b>	<b>60</b>	<b>19</b>	<b>14</b>

## 1990 GAMES STARTED

OFFENSE		DEFENSE	
QB Elway, John	16	DE Holmes, Ron	10
RB Humphrey, Bobby	14	DE Powers, Warren	16
RB Winder, Sammy	2	DE Szymanski, Jim	6
FB Bratton, Melvin	3	NT Kragen, Greg	16
FB Porter, Kerry	3	LB Brooks, Michael	16
FB Sewell, Steve	1	LB Curtis, Scott	1
WR Jackson, Mark	15	LB Fletcher, Simon	16
WR Johnson, Vance	13	LB Lucas, Tim	5
WR Nattiel, Ricky	3	LB Mecklenburg, Karl	16
WR Sharpe, Shannon	2	LB Munford, Marc	2
WR Young, Michael	1	CB Braxton, Tyrone	15
TE Kay, Clarence	14	CB Henderson, Wymon	2
TE Mobley, Orson	8	CB Montgomery, Alton	4
TE Verhulst, Chris	1	CB Robbins, Randy	9
C Kartz, Keith	16	CB Smith, Elliot	3
T Hamilton, Darrell	8	S Atwater, Steve	15
T Lanier, Ken	16	S Corrington, Kip	1
T Perry, Gerald	8	S Smith, Dennis	15
G Juriga, Jim	11		
G Widell, Dave	5		
G Widell, Doug	16		

## 1990 COACHES

Dan Reeves (Head Coach), Marvin Bass (Special Assistant), Barney Chavous (Defensive Assistant), Mo Forte (Running Backs), Chan Gailey (Offensive Coordinator/Wide Receivers), George Henshaw (Offensive Line), Earl Leggett (Defensive Line), Pete Mangurian (Tight Ends/Asst. Offensive Line), Al Miller (Strength/Conditioning), Mike Nolan (Linebackers), Wade Phillips (Defensive Coordinator), Harold Richardson (Special Teams), Mike Shanahan (Quarterbacks), Charlie Waters (Defensive Backs).

## 1990 LEADERS / RANKINGS

INDIVIDUAL	PLAYER	NO.	AFC RANK	NFL RANK	NFL LEADER	NO.
Points	Treadwell	109	3	6	Lowery (KC)	139
Rushing Yards	Humphrey	1,202	3	5	Sanders (DET)	1,304
Passing Yards	Elway	3,526	3	5	Moon (HOU)	4,689
Passer Rating	Elway	78.5	7	14	Kelly (BUF)	101.2
Receiving Yards	Jackson	926	8	15	Rice (SF)	1,502
Receptions	Jackson	57	12	24	Rice (SF)	100
Interceptions	Henderson/Mont/Rubert	2	33	75	Carrier (CHI)	10
Sacks	Fletcher	11	10	14	Thomas (KC)	20

OFFENSE	NO.	AFC RANK	NFL RANK	NFL LEADER	NO.
Points Per Game	20.7	12	23	Buffalo	26.8
Total Yards Per Game	325.8	4	8	Houston	388.9
Yards Per Play	5.0	9	16	Houston	6.2
Rushing Yards Per Game	117.0	8	14	Philadelphia	159.8
Net Passing Yards Per Game	208.8	3	7	Houston	300.3

DEFENSE	NO.	AFC RANK	NFL RANK	NFL LEADER	NO.
Points Per Game	23.4	12	23	New York Giants	13.2
Total Yards Per Game	334.1	10	20	Pittsburgh	257.2
Yards Per Play	5.5	11	22	Pittsburgh	4.4
Rushing Yards Per Game	122.7	9	17	Philadelphia	73.1
Net Passing Yards Per Game	211.4	11	21	Pittsburgh	156.3

## 1990 NFL STANDINGS

### AFC EAST

Team	W	L	T	Pct	PF	PA
*yz-Buffalo	13	3	0	.813	428	263
x-Miami	12	4	0	.750	336	242
Indianapolis	7	9	0	.438	281	353
New York Jets	6	10	0	.375	295	345
New England	1	15	0	.063	181	446

### AFC CENTRAL

Team	W	L	T	Pct	PF	PA
y-Cincinnati	9	7	0	.563	360	352
x-Houston	9	7	0	.563	405	307
Pittsburgh	9	7	0	.563	292	240
Cleveland	3	13	0	.188	228	462

### AFC WEST

Team	W	L	T	Pct	PF	PA
yz-L.A. Raiders	12	4	0	.750	337	268
x-Kansas City	11	5	0	.688	369	257
Seattle	9	7	0	.563	306	286
San Diego	6	10	0	.375	315	281
Denver	5	11	0	.313	331	374

### NFC EAST

Team	W	L	T	Pct	PF	PA
yz-New York Giants	13	3	0	.813	335	211
x-Philadelphia	10	6	0	.625	396	299
x-Washington	10	6	0	.625	381	301
Dallas	7	9	0	.438	244	308
Phoenix	5	11	0	.313	268	396

### NFC CENTRAL

Team	W	L	T	Pct	PF	PA
y-Chicago	11	5	0	.688	348	280
Tampa Bay	6	10	0	.375	264	367
Detroit	6	10	0	.375	373	413
Green Bay	6	10	0	.375	271	347
Minnesota	6	10	0	.375	351	326

### NFC WEST

Team	W	L	T	Pct	PF	PA
*yz-San Francisco	14	2	0	.875	353	239
x-New Orleans	8	8	0	.500	274	275
Atlanta	5	11	0	.313	348	365
L.A. Rams	5	11	0	.313	345	412

x - Playoffs; y - Division Title; z - First-round Bye; \* - Home-field Advantage

## 1989 FINAL STATISTICS (11-5)

Head Coach: Dan Reeves AFC West: 1st Home Stadium: Mile High Stadium

Date	W-L	Score	Opponent	Attendance	RUSHING	No.	Yds.	Avg.	Long	TD
Sept 10	W	34-20	Kansas City	74,284	Humphrey	294	1151	3.9	40	7
Sept 18	W	28-18	at Buffalo	78,176	Winder	110	351	3.2	16	2
Sept 24	W	31-21	L.A. Raiders	75,754	Elway	48	244	5.1	31	3
Oct 1	W	13-16	at Cleveland	78,637	Alexander	45	146	3.2	11	2
Oct 8	W	16-10	San Diego	75,222	Bratton	30	108	3.6	9	1
Oct 15	W	14-3	Indianapolis	74,680	Sewell	7	44	6.3	10	0
Oct 22	W	24-21	at Seattle (OT)	82,353	Kubiak	15	35	2.3	10	0
Oct 29	L	24-28	Philadelphia	75,065	Jackson	5	13	2.6	8	0
Nov 5	W	34-7	Pittsburgh	74,739	<b>BRONCOS</b>	<b>554</b>	<b>2092</b>	<b>3.8</b>	<b>40</b>	<b>15</b>
Nov 12	W	16-13	at Kansas City	76,245	<b>OPPONENTS</b>	<b>426</b>	<b>1580</b>	<b>3.7</b>	<b>24</b>	<b>10</b>
Nov 20	W	14-10	at Washington	52,975						
Nov 26	W	41-14	Seattle	75,117	<b>RECEIVING</b>	<b>No.</b>	<b>Yds.</b>	<b>Avg.</b>	<b>Long</b>	<b>TD</b>
Dec 3	L	13-16	at L.A. Raiders (OT)	87,560	Johnson	76	1095	14.4	69	7
Dec 10	L	7-14	New York Giants	63,283	Jackson	28	446	15.9	49	2
Dec 16	W	37-0	at Phoenix	56,071	Sewell	25	416	16.6	56	3
Dec 24	L	16-19	at San Diego	50,524	Young	22	402	18.3	47	2

TEAM STATISTICS	Den	Opp
TOTAL FIRST DOWNS	308	246
Rushing	125	90
Passing	163	142
Penalty	20	14
3RD DOWN: MADE/ATT	111/240	73/216
3rd Down Pct.	46.3	33.8
4TH DOWN: MADE/ATT	2/9	12/24
4th Down Pct.	22.2	50.0
POSSESSION AVG.	32:17	27:43
TOTAL NET YARDS	5093	4407
Avg. Per Game	318.3	275.4
Total Plays	1071	977
Avg. Per Play	4.8	4.5
NET YARDS RUSHING	2092	1580
Avg. Per Game	130.8	98.8
Total Rushes	554	426
NET YARDS PASSING	3001	2827
Avg. Per Game	187.6	176.7
Sacked/Yards Lost	43/351	47/374
Gross Yards	3352	3201
Att./Completions	474/256	504/268
Completion Pct.	54.0	53.2
Had Intercepted	20	21
PUNTS/AVERAGE	80/39.8	84/41.0
NET PUNTING AVG.	33.7	35.0
PENALTIES/YARDS	83/594	102/823
FUMBLES/BALL LOST	26/12	43/22
TOUCHDOWNS	40	25
Rushing	15	10
Passing	21	13
Returns	2	2

SCORE BY PERIODS	1	2	3	4	OT	Total
BRONCOS	84	114	57	104	3	362
OPPONENTS	44	53	50	76	3	226

SCORING	TD	Ru	Pa	Rt	PAT	FG	S	PTS
Treadwell	0	0	0	0	39/40	27/33	0	120
Humphrey	8	7	1	0	0/0	0/0	0	48
Johnson	7	0	7	0	0/0	0/0	0	42
Bratton	4	1	3	0	0/0	0/0	0	24
Elway	3	3	0	0	0/0	0/0	0	18
Sewell	3	0	3	0	0/0	0/0	0	18
Alexander	2	2	0	0	0/0	0/0	0	12
Jackson	2	0	2	0	0/0	0/0	0	12
Kay	2	0	2	0	0/0	0/0	0	12
Winder	2	2	0	0	0/0	0/0	0	12
Young	2	0	2	0	0/0	0/0	0	12
Braxton	1	0	0	1	0/0	0/0	0	6
Kragen	1	0	0	1	0/0	0/0	0	6
Mecklenburg	1	0	0	1	0/0	0/0	0	6
Nattiel	1	0	1	0	0/0	0/0	0	6
Robbins	1	0	0	1	0/0	0/0	0	6
Brooks	0	0	0	0	0/0	0/0	1	2
<b>BRONCOS</b>	<b>40</b>	<b>15</b>	<b>21</b>	<b>4</b>	<b>39/40</b>	<b>27/33</b>	<b>1</b>	<b>362</b>
<b>OPPONENTS</b>	<b>25</b>	<b>10</b>	<b>13</b>	<b>2</b>	<b>25/25</b>	<b>17/27</b>	<b>0</b>	<b>226</b>

**SACKS:** Fletcher 12, Holmes 9, Mecklenburg 7.5, Carreker 5.5, Powers 3, Kragen 2, Lucas 2, Townsend 2, Brooks 1, Dennison 1, McCullough 1, Munford 1, **BRONCOS 47.0, OPPONENTS 43.0**

PASSING	Att.	Comp.	Yds.	Cmp. %	Yd./Att.	TD	TD%	Int.	Int. %	LG	Sacked	Rating
Elway	416	223	3051	53.6	7.33	18	4.3	18	4.3	69	35/298	73.7
Kubiak	55	32	284	58.2	5.16	2	3.6	2	3.6	22	8/53	69.1
Humphrey	2	1	17	50.0	8.50	1	50.0	0	0.0	17	0/0	118.8
Johnson	1	0	0	0.0	0.00	0	0.0	0	0.0	0	0/0	39.6
<b>BRONCOS</b>	<b>474</b>	<b>256</b>	<b>3352</b>	<b>54.0</b>	<b>7.07</b>	<b>21</b>	<b>4.4</b>	<b>20</b>	<b>4.2</b>	<b>69</b>	<b>43/351</b>	<b>73.7</b>
<b>OPPONENTS</b>	<b>504</b>	<b>268</b>	<b>3201</b>	<b>53.2</b>	<b>6.35</b>	<b>13</b>	<b>2.6</b>	<b>21</b>	<b>4.2</b>	<b>75</b>	<b>47/374</b>	<b>64.1</b>

**FIELD GOALS:** (41G,29G) (22G,33G,46G,24G) (38G) (21G,26G) (46G,18G,54N,27G) ( ) (46N,46N,27N,27G) (18G) (26G,26G) (18G,27G,26G) ( ) (30G,25G) (34G,35G,42N) ( ) (38G,33G,35G) (43N,24G)

**OPPONENTS:** (41G,54N,23G) (43N) ( ) (47N,36G,48G,24N,48G) (39G) (49N,55G) (40N) (41N) ( ) (39G,42G) (38N,32G) ( ) (37G,46G,26G) (47N) ( ) (52N,22G,41G,53G,45G)

## 1989 DEFENSIVE STATS

(based on coaches' film review)

	TT	UT	A	S-YDS	I-YDS	PD	FF	FR
1 Mecklenburg	143	83	60	7.5-79	0-0	3	2	4
2 Atwater	129	86	43	0-0	3-34	10	0	1
3 Brooks	123	66	57	1-9	0-0	2	1	2
4 Braxton	111	77	34	0-0	6-103	14	2	2
5 Dennison	106	45	61	1-6	1-1	1	2	1
6 Fletcher	105	61	44	12-79	0-0	2	3	1
7 Munford	98	54	44	1-5	2-16	2	0	1
8 Smith	82	47	35	0-0	2-78	11	6	3
9 Henderson	76	47	29	0-0	3-58	13	0	0
10 Kragen	72	43	29	2-13	0-0	2	0	4
11 Carreker	65	36	29	5.5-34	0-0	1	3	0
12 Holmes	48	32	16	9-87	0-0	4	2	0
13 Townsend	40	26	14	2-13	0-0	0	2	2
14 Robbins	37	25	12	0-0	2-18	8	0	1
15 Corrington	26	17	9	0-0	1-8	5	1	0
16 Curtis	23	12	11	0-0	0-0	0	0	0
17 Powers	19	7	12	3-30	0-0	0	1	0
18 Haynes	18	13	5	0-0	0-0	3	0	0
19 Carrington	16	11	5	0-0	1-2	1	0	0
20 Lucas	6	5	1	2-22	0-0	1	0	0
21 Klosterman	3	1	2	0-0	0-0	0	0	0
22 McCullough	2	2	0	1-0	0-0	0	0	0
Henke	2	0	2	0-0	0-0	0	0	0
<b>TOTALS</b>	<b>1,350</b>	<b>796</b>	<b>554</b>	<b>47-377</b>	<b>21-318</b>	<b>83</b>	<b>25</b>	<b>22</b>

## 1989 GAMES STARTED

OFFENSE	DEFENSE
QB Elway, John	15 DE Carreker, Alphonso
QB Kubiak, Gary	1 DE Holmes, Ron
RB Humphrey, Bobby	12 DE Powers, Warren
RB Sewell, Steve	3 DE Townsend, Andre
RB Winder, Sammy	2 NT Kragen, Greg
FB Alexander, Jeff	6 LB Brooks, Michael
FB Bratton, Melvin	3 LB Dennison, Rick
FB Kelly, Pat	1 LB Fletcher, Simon
WR Jackson, Mark	16 LB Mecklenburg, Karl
WR Johnson, Vance	16 LB Munford, Marc
TE Kay, Clarence	16 CB Braxton, Tyrone
TE Mobley, Orson	5 CB Henderson, Wymon
C Kartz, Keith	16 S Atwater, Steve
T Lanier, Ken	16 S Robbins, Randy
T Perry, Gerald	15 S Smith, Dennis
G Bishop, Keith	7
G Juriga, Jim	16
G Widell, Doug	10

## 1989 COACHES

Dan Reeves (Head Coach), Marvin Bass (Special Assistant), Barney Chavous (Asst. Strength and Conditioning), Mo Forte (Running Backs), Chan Gailey (Offensive Coordinator/Wide Receivers), George Henshaw (Offensive Line), Earl Leggett (Defensive Line), Pete Mangurian (Tight Ends/Asst. Offensive Line), Al Miller (Strength/Conditioning), Mike Nolan (Linebackers), Wade Phillips (Defensive Coordinator), Harold Richardson (Special Teams), Charlie Waters (Defensive Backs).

## 1989 LEADERS / RANKINGS

INDIVIDUAL	PLAYER	NO.	AFC RANK	NFL RANK	NFL LEADER	NO.
Points	Treadwell	120	1	3t	Cofer (SF)	138
Rushing Yards	Humphrey	1,151	5	8	Okoye (KC)	1,480
Passing Yards	Elway	3,051	8	16	Majkowski (GB)	4,318
Passer Rating	Elway	73.7	9	17	Montana (SF)	112.4
Receiving Yards	Johnson	1,095	5	15	Rice (SF)	1,483
Receptions	Johnson	76	9	17	Sharpe (GB)	90
Interceptions	Braxton	6	5t	7	Wright (CLE)	9
Sacks	Fletcher	12	4	11	Doleman (MIN)	21
OFFENSE		NO.	AFC RANK	NFL RANK	NFL LEADER	NO.
Points Per Game		22.6	4	7	San Francisco	27.6
Total Yards Per Game		318.3	7	15	San Francisco	391.8
Yards Per Play		4.8	11	19	San Francisco	6.1
Rushing Yards Per Game		130.4	4	6	Cincinnati	155.2
Net Passing Yards Per Game		187.6	11	23	Washington	271.8
DEFENSE		NO.	AFC RANK	NFL RANK	NFL LEADER	NO.
Points Per Game		14.1	1	1	Denver	14.1
Total Yards Per Game		275.5	2	3	Minnesota	261.5
Yards Per Play		4.5	1	2	Minnesota	4.1
Rushing Yards Per Game		98.1	1	6	New Orleans	82.9
Net Passing Yards Per Game		176.7	2	3	Kansas City	176.3

## 1989 NFL STANDINGS

### AFC EAST

Team	W	L	T	Pct	PF	PA
y-Buffalo	9	7	0	.563	409	317
Indianapolis	8	8	0	.500	298	301
Miami	8	8	0	.500	331	379
New England	5	11	0	.313	297	391
New York Jets	4	12	0	.250	253	411

### AFC CENTRAL

Team	W	L	T	Pct	PF	PA
y-Cleveland	9	6	1	.594	334	254
x-Houston	9	7	0	.563	365	412
x-Pittsburgh	9	7	0	.563	265	326
Cincinnati	8	8	0	.500	404	285

### AFC WEST

Team	W	L	T	Pct	PF	PA
<b>*y-Denver</b>	<b>11</b>	<b>5</b>	<b>0</b>	<b>.688</b>	<b>362</b>	<b>226</b>
Kansas City	8	7	1	.531	318	286
L.A. Raiders	8	8	0	.500	315	297
Seattle	7	9	0	.438	241	327
San Diego	6	10	0	.375	266	290

### NFC EAST

Team	W	L	T	Pct	PF	PA
y-New York Giants	12	4	0	.750	348	252
x-Philadelphia	11	5	0	.688	342	274
Washington	10	6	0	.625	386	308
Phoenix	5	11	0	.313	258	377
Dallas	1	15	0	.063	204	393

### NFC CENTRAL

Team	W	L	T	Pct	PF	PA
y-Minnesota	10	6	0	.625	351	275
Green Bay	10	6	0	.625	362	356
Detroit	7	9	0	.438	312	364
Chicago	6	10	0	.375	358	377
Tampa Bay	5	11	0	.313	320	419

### NFC WEST

Team	W	L	T	Pct	PF	PA
*y-San Francisco	14	2	0	.875	442	253
x-L.A. Rams	11	5	0	.688	426	344
New Orleans	9	7	0	.563	386	301
Atlanta	3	13	0	.188	279	437

x - Wild Card Qualifier; y - Division Title; \* - Home-field Advantage

## WILD CARD PLAYOFF GAMES

12/31 - Pittsburgh 26, at Houston 23 (OT)  
12/31 - L.A. Rams 21, at Philadelphia

## 1988 FINAL STATISTICS (8-8)

Head Coach: Dan Reeves AFC West: 2nd Home Stadium: Mile High Stadium

Date	W-L	Score	Opponent	Attendance	RUSHING	No.	Yds.	Avg.	Long	TD
Sept 4	W	14-21	Seattle	75,986	Dorsett	181	703	3.9	28	5
Sept 11	W	34-3	San Diego	75,359	Winder	149	543	3.6	35	4
Sept 18	L	13-20	at Kansas City	63,288	Elway	54	234	4.3	26	1
Sept 26	L	27-30	L.A. Raiders (OT)	75,964	Sewell	32	135	4.2	26	1
Oct 2	W	12-0	at San Diego	55,763	Kubiak	17	65	3.8	13	0
Oct 9	W	16-13	at San Francisco (OT)	61,711	Nattiel	5	51	10.2	29	0
Oct 16	W	30-14	Atlanta	75,287	Willhite	13	39	3.0	7	2
Oct 23	L	21-39	at Pittsburgh	49,811	Bell	9	36	4.0	6	0
Oct 31	L	23-55	at Indianapolis	60,544	Jackson	1	5	5.0	5	0
Nov 6	W	17-11	Kansas City	74,227	J. Johnson	1	3	3.0	3	0
Nov 13	W	30-7	Cleveland	75,806	V. Johnson	1	1	1.0	1	0
Nov 20	L	0-42	at New Orleans	68,075	Thomas	1	0	0.0	0	0
Nov 27	W	35-24	L.A. Rams	74,141	BRONCOS	464	1815	3.9	35	13
Dec 4	L	20-21	at L.A. Raiders	65,561	OPPONENTS	552	2538	4.6	64	21
Dec 11	L	14-42	at Seattle	62,838	RECEIVING	No.	Yds.	Avg.	Long	TD
Dec 17	W	21-10	New England	70,910	V. Johnson	68	896	13.2	86	5

TEAM STATISTICS	Den	Opp
TOTAL FIRST DOWNS	338	316
Rushing	106	140
Passing	196	161
Penalty	36	15
3RD DOWN: MADE/ATT	85/210	81/214
3rd Down Pct.	40.5	37.9
4TH DOWN: MADE/ATT	4/13	9/18
4th Down Pct.	30.8	50.0
TOTAL NET YARDS	5506	5471
Avg. Per Game	344.1	341.9
Total Plays	1077	1055
Avg. Per Play	5.1	5.2
NET YARDS RUSHING	1815	2538
Avg. Per Game	113.4	158.6
Total Rushes	464	552
Avg. Per Rush	3.9	4.6
NET YARDS PASSING	3691	2933
Avg. Per Game	230.7	183.3
Sacked/Yards Lost	32/250	36/235
Gross Yards	3941	3168
Att./Completions	581/324	467/262
Completion Pct.	55.8	56.1
Had Intercepted	22	16
Avg. Per Pass Play	6.0	5.8
PUNTS/AVERAGE	68/43.8	84/43.4
NET PUNTING AVG	37.9	36.3
TOTAL RETURN YARDAGE	1842	1673
Punt Returns/Average	53/8.5	33/11.0
Kickoff Returns/Average	58/20.7	52/19.9
Intercept. Ret./Average	16/12.5	22/15.6
PENALTIES/YARDS	84/717	116/956
FUMBLES/BALL LOST	34/12	23/13
TOUCHDOWNS	37	41
Rushing	13	21
Passing	24	18
Returns	0	2
Extra Points Made/Attempts	36/37	41/41
Field Goals Made/Attempts	23/26	21/27
TOTAL POINTS	327	352

SCORE BY PERIODS	1	2	3	4	OT	Total
BRONCOS	43	127	64	90	3	327
OPPONENTS	85	112	96	56	3	352

SCORING	TD	Ru	Pa	Rt	PAT	FG	S	PTS
Karlis	0	0	0	0	36/37	23/36	0	105
Sewell	6	1	5	0	0/0	0/0	0	36
Jackson	6	0	6	0	0/0	0/0	0	36
Dorsett	5	5	0	0	0/0	0/0	0	30
Winder	5	4	1	0	0/0	0/0	0	30
V. Johnson	5	0	5	0	0/0	0/0	0	30
Kay	4	0	4	0	0/0	0/0	0	24
Willhite	2	2	0	0	0/0	0/0	0	12
Mobley	2	0	2	0	0/0	0/0	0	12
Elway	1	1	0	0	0/0	0/0	0	6
Nattiel	1	0	1	0	0/0	0/0	0	6
BRONCOS	37	13	24	0	36/37	23/36	0	327
OPPONENTS	41	21	18	2	41/41	21/27	1	352

PASSING	Att.	Comp.	Yds.	Cmp.%	Yd./Att.	TD	TD%	Int.	Int.%	LG	Tkd/Yds	Rtg.
Elway	496	274	3309	55.2	6.67	17	3.4	19	3.8	86	30/237	71.3
Kubiak	69	43	497	62.3	7.20	5	7.2	3	4.3	68t	2/13	90.1
Karcher	12	6	128	50.0	10.67	1	8.3	0	0.0	74	0/0	115.8
Dorsett	2	1	7	50.0	3.50	1	50.0	0	0.0	17	0/0	97.8
Sewell	1	0	0	0.0	0.00	0	0.0	0	0.0	0	0/0	39.5
Nattiel	1	0	0	0.0	0.00	0	0.0	0	0.0	0	0/0	39.5
BRONCOS	581	324	3941	55.8	6.78	24	4.1	22	3.8	86	32/250	74.6
OPPONENTS	467	262	3168	56.1	6.78	18	3.9	16	3.4	55	36/235	75.8

## 1988 DEFENSIVE STATS

(based on coaches' film review)

	TT	UT	A	S-YDS	I-YDS	PD	FF	FR
1 Kragen	140	101	39	2.5-21	0-0	4	0	1
2 Dennison	133	86	47	0.5-1	1-29	2	1	2
3 Harden	132	93	39	0-0	4-36	10	0	0
4 Ryan	130	87	43	3.5-13	0-0	1	1	2
5 Fletcher	115	79	36	9-43	1-4	6	1	1
6 Townsend	113	64	49	5-35	0-0	2	0	1
7 Smith	106	83	23	1-7	0-0	3	2	3
8 Mecklenburg	102	78	24	1.5-8	0-0	1	0	0
9 Haynes	84	71	13	1-6	1-0	8	1	0
10 Bowyer	82	50	32	1-4	1-1	2	3	0
11 Robbins	76	67	9	2-19	2-66	6	0	1
12 Jones	67	35	32	5-37	0-0	1	1	0
13 Castille	61	57	4	0-0	3-51	9	0	0
14 Brooks	49	39	10	0-0	0-0	1	0	1
15 Gilbert	42	30	12	1-11	0-0	2	0	0
16 Braxton	39	28	11	1-7	2-6	5	0	0
17 Wilson	37	29	8	2-12	1-7	4	0	2
18 Klostermann	27	17	10	0-0	0-0	1	0	0
19 Knight	15	11	4	0-0	0-0	0	0	0
20 Guidry	5	3	2	0-0	0-0	1	0	0
21 Plummer	3	3	0	0-0	0-0	0	0	0
22 Lucas	1	1	0	0-0	0-0	0	0	0
23 S. Bryan	0	0	0	0-0	0-0	0	0	1
TOTALS	1,559	1,112	447	36-224	16-200	69	10	15

## 1988 GAMES STARTED

OFFENSE		DEFENSE	
QB Elway, John	15	DE Bowyer, Walt	10
QB Kubiak, Gary	1	DE Gilbert, Freddie	6
RB Dorsett, Tony	12	DE Townsend, Andre	16
RB Sewell, Steve	3	NT Kragen, Greg	16
RB Willhite, Gerald	1	LB Brooks, Michael	4
RB Winder, Sammy	12	LB Dennison, Rick	16
WR Jackson, Mark	4	LB Fletcher, Simon	16
WR Johnson, Vance	13	LB Klosterman, Bruce	4
WR Nattiel, Ricky	11	LB Mecklenburg, Karl	10
TE Kay, Clarence	14	LB Ryan, Jim	14
TE Mobley, Orson	10	CB Castille, Jeremiah	15
C Bryan, Billy	16	CB Haynes, Mark	15
T Juriga, Jim	15	CB Wilson, Steve	2
T Lanier, Ken	16	S Harden, Mike	16
T Studdard, Dave	4	S Robbins, Randy	6
G Bishop, Keith	10	S Smith, Dennis	10
G Humphries, Stephan	1		
G Kartz, Keith	12		
G Perry, Gerald	6		

## 1988 COACHES

Dan Reeves (Head Coach), Marvin Bass (Special Assistant), Rubin Carter (Asst. Defensive Line), Joe Collier (Asst. Head Coach/Defense), Mo Forte (Running Backs), Chan Gailey (Quarterbacks), George Henshaw (Offensive Line), Stan Jones (Defensive Line), Larry Kennan (Wide Receivers), Pete Mangurian (Tight Ends/Asst. Offensive Line), Al Miller (Strength/Conditioning), Myrel Moore (Linebackers), Mike Nolan (Spec. Team/Asst. LBs), Charlie Waters (Spec. Teams/Asst. Defensive Backs), Charlie West (Defensive Backs).

## 1988 LEADERS / RANKINGS

INDIVIDUAL	PLAYER	NO.	AFC RANK	NFL RANK	NFL LEADER	NO.
Points	Karlis	105	6t	10t	Norwood (BUF)	129
Rushing Yards	Dorsett	703	13	22	Dickerson (IND)	1,659
Passing Yards	Elway	3,309	4	8	Marino (MIA)	4,434
Passer Rating	Elway	71.4	9	18	Elston (CIN)	97.4
Receiving Yards	V. Johnson	896	9	15t	Ellard (LAR)	1,414
Receptions	V. Johnson	68	6	15t	Toon (NYJ)	93
Interceptions	Harden	4	11t	23	Case (ATL)	10
Sacks	Fletcher	9	6t	17t	White (PHI)	18
OFFENSE		NO.	AFC RANK	NFL RANK	NFL LEADER	NO.
Points Per Game		20.4	8	15	Cincinnati	28.0
Total Yards Per Game		344.1	3	8	Cincinnati	378.6
Yards Per Play		5.1	5t	11t	Cincinnati	6.2
Rushing Yards Per Game		113.4	11	19	Cincinnati	169.4
Net Passing Yards Per Game		230.7	2	6	Miami	284.8

DEFENSE	NO.	AFC RANK	NFL RANK	NFL LEADER	NO.
Points Per Game	22.0	9	20	Cincinnati	13.4
Total Yards Per Game	341.9	10	22	Chicago	272.5
Yards Per Play	5.2	9t	18t	Minnesota	4.3
Rushing Yards Per Game	158.6	13	27	Chicago	82.9
Net Passing Yards Per Game	183.3	5	7	Kansas City	161.9

## 1988 NFL STANDINGS

AFC EAST	Team	W	L	T	Pct	PF	PA
y-Buffalo	12	4	0	0	.750	329	237
Indianapolis	9	7	0	0	.563	354	315
New England	9	7	0	0	.563	250	284
New York Jets	8	7	1	0	.531	372	354
Miami	6	10	0	0	.375	319	380

AFC CENTRAL	Team	W	L	T	Pct	PF	PA
*y-Cincinnati	12	4	0	0	.750	448	329
x-Cleveland	10	6	0	0	.625	304	288
x-Houston	10	6	0	0	.625	424	365
Pittsburgh	5	11	0	0	.313	336	421

AFC WEST	Team	W	L	T	Pct	PF	PA
y-Seattle	9	7	0	0	.563	339	329
Denver	8	8	0	0	.500	327	352
L.A. Raiders	7	9	0	0	.438	325	369
San Diego	6	10	0	0	.375	231	332
Kansas City	4	11	1	0	.281	254	320

NFC EAST	Team	W	L	T	Pct	PF	PA
y-Philadelphia	10	6	0	0	.625	379	319
New York Giants	10	6	0	0	.625	359	304
Washington	7	9	0	0	.438	345	387
Phoenix	7	9	0	0	.438	344	398
Dallas	3	13	0	0	.188	265	381

NFC CENTRAL	Team	W	L	T	Pct	PF	PA
*y-Chicago	12	4	0	0	.750	312	215
x-Minnesota	11	5	0	0	.688	406	233
Tampa Bay	5	11	0	0	.313	261	350
Detroit	4	12	0	0	.250	220	313
Green Bay	4	12	0	0	.250	240	315

NFC WEST	Team	W	L	T	Pct	PF	PA
y-San Francisco	10	6	0	0	.625	369	294
x-L.A. Rams	10	6	0	0	.625	407	293
New Orleans	10	6	0	0	.625	312	283
Atlanta	5	11	0	0	.313	244	315

x - Wild Card Qualifier; y - Division Title; \* - Home-field Advantage

## WILD CARD PLAYOFF GAMES

12/26 - at Houston 24, at Cleveland 23  
12/26 - at Minnesota 28, L.A. Rams 17

## DIVISIONAL PLAYOFF GAMES

12/31 - at Cincinnati 21, Seattle 13  
12/31 - at Chicago 20, Philadelphia 12  
1/1 - at Buffalo 17, Houston 10  
1/1 - at San Francisco 34, Minnesota 9

## CONFERENCE CHAMPIONSHIPS

1/8 - at Cincinnati 21, Buffalo 10  
1/8 - San Francisco 28, at Chicago 3

## SUPER BOWL XXIII (MIAMI)

1/22 - San Francisco 20, Cincinnati 16



## 1987 FINAL STATISTICS (10-4-1)

Head Coach: Dan Reeves AFC West: 1st Home Stadium: Mile High Stadium

Date	W-L	Score	Opponent	Attendance	RUSHING	No.	Yds.	Avg.	Long	TD
Sept 13	W	40-17	Seattle	75,999	Winder	196	741	3.8	19	6
Sept 20	T	17-17	at Green Bay (OT)	67,500	Elway	66	304	4.6	29	4
Sept 28	Cancelled		at Cleveland		Lang	89	303	3.4	28	2
Oct 4	L	10-40	*Houston	38,494	Dudek	35	154	4.4	16	2
Oct 12	W	30-14	*L.A. Raiders	61,230	Willhite	26	141	5.4	29	0
Oct 18	W	26-17	*at Kansas City	20,296	Poole	28	126	4.5	15	1
Oct 26	L	27-34	at Minnesota	51,011	Sewell	19	83	4.4	17	2
Nov 1	W	34-0	Detroit	75,172	Caldwell	16	53	3.3	7	0
Nov 8	L	14-21	at Buffalo	63,698	Bell	13	43	3.3	11	0
Nov 16	W	31-29	Chicago	75,783	Nattiel	2	13	6.5	10	0
Nov 22	W	23-17	at L.A. Raiders	61,318	Micho	4	8	2.0	5	0
Nov 29	W	31-17	at San Diego	61,880	Boddie	3	7	2.3	4	1
Dec 6	W	31-20	New England	75,795	Karcher	9	3	0.3	8	0
Dec 13	L	21-28	at Seattle	61,759	Kubiak	1	3	3.0	3	0
Dec 19	W	20-17	Kansas City	75,053	May	2	-4	-2.0	-2	0
Dec 27	W	24-0	San Diego	37,500	V. Johnson	1	-8	-8.0	-8	0

\*Replacement Games

TEAM STATISTICS	Den	Opp
TOTAL FIRST DOWNS	331	277
Rushing	132	103
Passing	173	148
Penalty	26	26
3RD DOWN: MADE/ATT	106/224	64/183
3rd Down Pct.	47.3	35.0
4TH DOWN: MADE/ATT	6/13	5/12
4th Down Pct.	46.2	41.7
TOTAL NET YARDS	5624	4813
Avg. Per Game	374.9	320.9
Total Plays	1070	941
Avg. Per Play	5.3	5.1
NET YARDS RUSHING	1970	2017
Avg. Per Game	131.3	134.5
Total Rushes	510	454
Avg. Per Rush	3.9	4.4
NET YARDS PASSING	3654	2796
Avg. Per Game	243.6	186.4
Sacked/Yards Lost	30/220	31/244
Gross Yards	3874	3040
Att./Completions	530/285	456/261
Completion Pct.	53.8	57.2
Had Intercepted	19	28
Avg. Per Pass Play	6.9	6.1
PUNTS/AVERAGE	65/39.9	75/42.1
NET PUNTING AVG	31.6	33.5
TOTAL RETURN YARDAGE	1841	1954
Punt Returns/Average	48/10.1	34/12.5
Kickoff Returns/Average	46/20.7	61/19.1
Intercept. Ret./Average	28/14.4	19/19.1
PENALTIES/YARDS	95/812	96/785
FUMBLES/BALL LOST	29/17	35/19
TOUCHDOWNS	45	16
Rushing	24	15
Passing	18	4
Returns	3	4
Extra Points Made/Attempts	44/45	32/35
Field Goals Made/Attempts	21/29	14/21
TOTAL POINTS	379	288

SCORE BY PERIODS	1	2	3	4	OT	Total
BRONCOS	92	110	79	98	0	379
OPPONENTS	70	110	64	44	0	288

SCORING	TD	Ru	Pa	Rt	PAT	FG	S	PTS
Karlis	0	0	0	0	37/37	18/25	0	91
V. Johnson	7	0	0	0	0/0	0/0	42	42
Winder	7	6	1	0	0/0	0/0	42	42
Elway	4	4	0	0	0/0	0/0	24	24
Lang	4	2	2	0	0/0	0/0	24	24
Massie	4	0	4	0	0/0	0/0	24	24
Sewell	3	2	1	0	0/0	0/0	18	18
Clendenen	0	0	0	0	7/7	3/4	16	16
Dudek	2	2	0	0	0/0	0/0	12	12
M. Jackson	2	0	2	0	0/0	0/0	12	12
Micho	2	0	2	0	0/0	0/0	12	12
Nattiel	2	0	2	0	0/0	0/0	12	12
Boddie	1	1	0	0	0/0	0/0	6	6
Clark	1	0	1	0	0/0	0/0	6	6
Haynes	1	0	0	1	0/0	0/0	6	6
Hunley	1	0	0	1	0/0	0/0	6	6
Mobley	1	0	1	0	0/0	0/0	6	6
Poole	1	1	0	0	0/0	0/0	6	6
Swanson	1	0	1	0	0/0	0/0	6	6
Watson	1	0	0	0	0/0	0/0	6	6
Ryan	0	0	0	0	0/0	0/0	1	2
BRONCOS	45	18	24	3	44/45	21/29	1	379
OPPONENTS	35	16	15	4	32/35	14/21	2	288

SACKS: Jones 7, Mecklenburg 7, Fletcher 4, Kragen 2, Lucas 2, Ryan 1.5, Tupper 1.5, Brooks 1, Hunley 1, Robbins 1, Townsend 1, Wilson 1, Bowyer 0.5, Woodard 0.5, TOTAL 31.0

PASSING	Att.	Comp.	Yds.	Cmp.%	Yd./Att.	TD	TD%	Int.	Int.%	LG	Tkd/Yds	Rtg.
Elway	410	224	3198	54.6	7.80	19	4.6	12	2.9	721	20/138	83.4
Karcher	102	56	628	54.9	6.16	5	4.9	4	3.9	49	5/45	73.5
Kubiak	7	3	25	42.9	3.57	0	0.0	2	28.6	17	2/14	13.1
May	0	0	0	0.0	0.00	0	0.0	1	20.0	1	1/7	0.0
McGuire	3	0	23	66.7	7.67	0	0.0	0	0.0	13	0/0	89.6
V. Johnson	1	0	0	0.0	0.00	0	0.0	0	0.0	0	0/0	39.6
Lang	1	0	0	0.0	0.00	0	0.0	0	0.0	0	1/7	39.6
Willhite	1	0	0	0.0	0.00	0	0.0	0	0.0	0	0/0	39.6
Sewell	0	0	0	0.0	0.00	0	0.0	0	0.0	0	1/6	0.0
BRONCOS	530	285	3874	53.8	7.31	24	4.5	19	3.6	721	30/220	77.5
OPPONENTS	456	261	3040	57.2	6.67	15	3.3	28	6.1	511	31/224	62.9

## 1987 DEFENSIVE STATS

(based on coaches' film review)

	TT	UT	A	S-YDS	I-YDS	PD	FF	FR
1 Ryan	125	96	29	15-7	3-7	2	0	1
2 Hunley	104	67	37	1-3	2-64	4	1	0
3 Mecklenburg	97	81	16	7-47	3-23	4	2	1
4 Lilly	95	64	31	0-0	3-29	3	1	2
5 R. Jones	88	45	43	7-59	0-0	2	0	0
6 Harden	87	63	24	0-0	4-85	8	1	0
7 Kragen	78	48	30	2-3	0-0	1	0	0
8 Fletcher	70	49	21	4-30	0-0	0	0	1
9 Bowyer	61	41	20	0-1	1-9	0	0	0
10 Townsend	57	42	15	0-0	0-0	0	0	0
11 Robbins	51	45	6	1-14	3-9	5	0	0
12 Winn	40	28	12	0-0	0-0	1	1	1
13 Castille	38	35	3	0-0	0-0	1	0	0
14 Wilson	36	32	4	1-8	0-0	1	0	0
15 D. Smith	35	25	10	0-0	2-21	2	0	2
16 Dennison	30	22	8	0-0	1-10	3	1	0
17 Clark	28	15	13	0-0	3-105	3	0	0
18 Joiner	26	15	11	0-0	0-0	1	0	0
19 Tupper	22	18	4	1-5	0-0	0	0	0
20 E. Johnson	21	14	7	0-0	0-0	1	0	0
21 S. Bryan	20	14	6	0-0	0-0	0	0	0
R. Jackson	20	14	6	0-0	0-0	1	0	0
23 Lucas	15	11	4	2-18	1-11	1	0	1
24 Gilbert	14	6	8	0-0	0-0	1	1	1
25 Fitzhugh	12	11	1	0-0	0-0	1	0	0
26 Dodge	11	9	2	0-0	0-0	0	0	0
27 Woodard	10	6	4	0-0	0-0	0	0	0
28 Brooks	8	5	3	1-16	0-0	0	0	1
29 Rudolph	6	5	1	0-0	0-0	0	0	0
L. Jones	6	4	2	0-0	0-0	0	0	0
31 Knox	5	4	1	0-0	0-0	0	0	0
McLean	5	2	3	0-0	0-0	0	0	0
32 Johnson	3	2	1	0-0	0-0	0	0	0
34 Russell	2	2	0	0-0	0-0	0	0	0
M. Smith	2	1	1	0-0	0-0	0	0	0
36 D. Jones	1	1	0	0-0	0-0	0	0	0
MacDonald	1	1	0	0-0	0-0	0	0	0
38 Haynes	0	0	0	0-0	3-39	3	0	0
Mumford	0	0	0	0-0	0-0	1	2	0
Pummer	0	0	0	0-0	0-0	0	1	0
TOTALS	1,330	943	387	31-225	28-403	51	10	13

## 1987 GAMES STARTED

OFFENSE		DEFENSE	
QB Elway, John	12	DE Bowyer, Walt	4
QB Karcher, Ken	3	DE Bryan, Steve	3
RB Caldwell, Scott	1	DE Gilbert, Freddie	1
RB Dudek, Joe	2	DE Jones, Rulon	12
RB Lang, Gene	8	DE Woodard, Ray	3
RB Willhite, Gerald	3	NT Townsend, Andre	3
RB Winder, Sammy	1	NT Tupper, Jeff	11
FB Bell, Ken	1	NT/LB Kragen, Greg	9
FB Micho, Bobby	3	LB Dodge, Kirk	1
WR Brown, Laron	1	LB Fletcher, Simon	11
WR Jackson, Mark	11	LB Hunley, Ricky	12
WR Johnson, Vance	9	LB Joiner, Tim	3
WR Massie, Rick	3	LB Lucas, Tim	3
WR Nattiel, Ricky	3	LB Mecklenburg, Karl	12
WR Swanson, Shane	2	LB Ryan, Jim	14
WR Watson, Steve	1	LB Winn, Bryant	3
TE Andrews, Mitch	3	CB Clark, Kevin	3
TE Key, Clarence	12	CB Hayden, Mike	12
TE Mobley, Orson	4	CB Haynes, Mark	12
C Bryan, Billy	4	CB Johnson, Earl	3
C Lee, Larry	4	CB Rudolph, Martin	1
C Peavey, Jack	1	CB Wilson, Steve	5
T Belcher, Kevin	3	S Fitzhugh, Steve	1
T Kartz, Keith	3	S Jackson, Roger	2
T Lanier, Ken	12	S Jones, Darryl	1
T Studdard, Dave	14	S Jones, Leonard	1
G Ayers, John	3	S Lilly, Tony	2
G Bishop, Keith	5	S Robbins, Randy	1
G Hood, Winford	2	S Smith, Dennis	6
G Humphries, Stefan	9		
G Jones, David	1		
G/C Freeman, Mike	9		

## 1987 COACHES

Dan Reeves (Head Coach), Marvin Bass (Special Assistant), Rubin Carter (Asst. Defensive Line), Joe Collier (Asst. Head Coach/Defense), Chan Gailey (Wide Receivers/Tight Ends), Alex Gibbs (Offensive Line), Stan Jones (Defensive Line), Al Miller (Strength/Conditioning), Myrel Moore (Linebackers), Nick Nicolau (Running Backs), Mike Nolan (Special Teams), Mike Shanahan (Off. Coordinator/QBs), Charlie West (Def. Backs).

## 1987 PLAYERS / RANKINGS

INDIVIDUAL	PLAYER	.....NO.	AFC RANK	NFL RANK	NFL LEADER	.....NO.
Points	Karlis	.....91	4	6	Andersen (NO)	.....121
Rushing Yards	Winder	.....741	5	11	White (LAR)	.....1,374
Passing Yards	Elway	.....3,198	4	4	Lomax (STL)	.....3,387
Passer Rating	Elway	.....83.4	7	12	Montana (SF)	.....102.1
Receiving Yards	V. Johnson	.....684	13	25	Smith (STL)	.....1,117
Interceptions	Harden	.....4	61	151	Wilburn (WAS)	.....9
Sacks	R. Jones	.....7	101	251	White (Phi)	.....21

OFFENSE	.....NO.	AFC RANK	NFL RANK	NFL LEADER	.....NO.
Points Per Game	.....25.3	2	4	San Francisco	.....30.6
Total Yards Per Game	.....374.9	1	2	San Francisco	.....399.1
Yards Per Play	.....5.3	21	41	San Francisco	.....5.7
Rushing Yards Per Game	.....131.3	6	12	San Francisco	.....139.8
Net Passing Yards Per Game	.....243.6	2	3	Miami	.....258.4

DEFENSE	.....NO.	AFC RANK	NFL RANK	NFL LEADER	.....NO.
Points Per Game	.....19.2	3	7	Indianapolis	.....15.9
Total Yards Per Game	.....320.9	5	9	San Francisco	.....273.0
Yards Per Play	.....5.1	91	191	Chicago	.....4.3
Rushing Yards Per Game	.....134.5	9	20	Chicago	.....94.2
Net Passing Yards Per Game	.....186.4	4	5	San Francisco	.....165.6

## 1987 NFL STANDINGS

## AFC EAST

Team	W	L	T	Pct	PF	PA
y-Indianapolis	9	6	0	.600	300	238
New England	8	7	0	.533	320	293
Miami	8	7	0	.533	362	335
Buffalo	7	8	0	.467	270	305
New York Jets	6	9	0	.400	334	360

## AFC CENTRAL

Team	W	L	T	Pct	PF	PA
y-Cleveland	10	5	0	.667	390	239
x-Houston	9	6	0	.600	345	349
Pittsburgh	8	7	0	.533	285	299
Cincinnati	4	11	0	.267	285	370

## AFC WEST

Team	W	L	T	Pct	PF	PA
*y-Denver	10	4	1	.700	379	288
x-Seattle	9	6	0	.600	371	314
San Diego	8	7	0	.533	253	317
L.A. Raiders	5	10	0	.333	301	289
Kansas City	4	11	0	.267	273	388

## 1986 FINAL STATISTICS (II-5)

Head Coach: Dan Reeves AFC West: 1st Home Stadium: Mile High Stadium

Date	W-L	Score	Opponent	Attendance	RUSHING	No.	Yds.	Avg.	Long	TD
Sept 7	W	38-36	L.A. Raiders	75,695	Winder	240	789	3.3	31	9
Sept 15	W	21-10	at Pittsburgh	57,305	Willhite	85	365	4.3	42	5
Sept 21	W	33-7	at Philadelphia	63,839	Elway	52	257	4.9	24	1
Sept 28	W	27-20	New England	75,804	Sewell	23	123	5.3	15	1
Oct 5	W	29-14	Dallas	76,082	Lang	29	94	3.2	14	1
Oct 12	W	31-14	at San Diego	55,662	Kubiak	6	22	3.7	10	0
Oct 20	L	10-22	at New York Jets	73,759	Bell	9	17	1.9	12	0
Oct 26	W	20-13	Seattle	76,089	Johnson	5	15	3.0	6	0
Nov 2	W	21-10	at L.A. Raiders	90,153	M. Jackson	2	6	3.0	5	0
Nov 9	L	3-9	San Diego	75,012	Boddie	1	2	2.0	2	0
Nov 16	W	38-17	Kansas City	75,745	Horan	1	0	0.0	0	0
Nov 23	L	16-19	at New York Giants	75,116	Mobley	1	-1	-1.0	-1	0
Nov 30	W	34-28	Cincinnati	58,705	Norman	1	-11	-11.0	-11	0
Dec 7	L	10-37	at Kansas City	47,019	<b>BRONCOS</b>	<b>455</b>	<b>1678</b>	<b>3.7</b>	<b>42</b>	<b>17</b>
Dec 13	W	31-30	Washington	75,905	<b>OPPONENTS</b>	<b>432</b>	<b>1651</b>	<b>3.8</b>	<b>60</b>	<b>13</b>
Dec 20	L	16-41	at Seattle	63,697						

TEAM STATISTICS			Den	Opp	RECEIVING	No.	Yds.	Avg.	Long	TD	
TOTAL FIRST DOWNS			319	291	Willhite	64	529	8.3	34	3	
Rushing			94	93	Watson	45	699	15.5	46	3	
Passing			184	177	M. Jackson	38	738	19.4	53	1	
Penalty			41	21	Johnson	31	363	11.7	34	2	
3RD DOWN: MADE/ATT			92/222	75/222	Winder	26	171	6.6	20	5	
3rd Down Pct.			41.4	33.8	Sewell	23	294	12.8	40	1	
4TH DOWN: MADE/Att			2/5	7/15	Mobley	22	332	15.1	32	1	
4th Down Pct.			40.0	46.7	Sampson	21	259	12.3	43	0	
TOTAL NET YARDS			5216	4947	Kay	15	195	13.0	34	1	
Avg. Per Game			326.0	309.2	Lang	13	105	8.1	26	2	
Total Plays			1042	1026	Hackett	3	48	16.0	19	0	
Avg. Per Play			5.0	4.8	Bell	2	10	5.0	7	0	
NET YARDS RUSHING			1678	1651	Wilson	1	43	43.0	43	1	
Avg. Per Game			104.9	103.2	Elway	1	23	23.0	23	1	
Total Rushes			455	432	Studdard	1	2	2.0	2	1	
Avg. Per Rush			3.7	3.8	<b>BRONCOS</b>					<b>22</b>	
NET YARDS PASSING			3538	3296	<b>OPPONENTS</b>					<b>21</b>	
Avg. Per Game			221.1	206.0	<b>306</b>	<b>3811</b>	<b>12.5</b>	<b>53</b>	<b>22</b>	<b>21</b>	
Sacked/Yards Lost			38/273	49/459	<b>301</b>	<b>3755</b>	<b>12.5</b>	<b>57</b>	<b>21</b>		
Gross Yards			3811	3755	<b>INTERCEPTIONS</b>						
Att./Completions			549/306	545/301	<b>No.</b>	<b>Yds.</b>	<b>Avg.</b>	<b>Long</b>	<b>TD</b>		
Completion Pct.			55.7	55.2	Harden	6	179	29.8	52	2	
Had Intercepted			16	18	Wright	3	56	18.7	56	0	
Avg. Per Pass Play			6.0	5.5	Lilly	3	22	7.3	15	0	
PUNTS/AVERAGE			86/39.3	86/42.9	Foley	2	39	19.5	24	0	
NET PUNTING AVG			33.0	34.2	Hunley	1	22	22.0	22	0	
TOTAL RETURN YARDAGE			1964	2024	Dennison	1	5	5.0	5	0	
Punt Returns/Average			48/11.5	40/9.1	Smith	1	0	0.0	0	0	
Kickoff Returns/Average			53/20.6	65/20.0	Wilson	1	-5	-5.0	-5	0	
Intercept. Ret./Average			18/17.7	16/22.7	<b>BRONCOS</b>	<b>18</b>	<b>318</b>	<b>17.7</b>	<b>56</b>	<b>2</b>	
PENALTIES/YARDS			104/910	127/1034	<b>OPPONENTS</b>	<b>16</b>	<b>363</b>	<b>22.7</b>	<b>78</b>	<b>2</b>	
FUMBLES/BALL LOST			24/13	32/17	<b>PUNTING</b>						
TOUCHDOWNS			45	36	<b>No.</b>	<b>Yds.</b>	<b>Avg.</b>	<b>TB</b>	<b>In20</b>	<b>Long</b>	<b>B</b>
Rushing			17	13	Weil	34	1344	39.5	3	5	55
Passing			22	21	Norman	30	1168	38.9	4	2	57
Returns			2	2	Horan	21	864	41.1	2	8	50
Extra Points Made/Attempts			44/45	35/36	<b>BRONCOS</b>	<b>86</b>	<b>3376</b>	<b>39.3</b>	<b>9</b>	<b>15</b>	<b>57</b>
Field Goals Made/Attempts			20/28	24/32	<b>OPPONENTS</b>	<b>86</b>	<b>3689</b>	<b>42.9</b>	<b>10</b>	<b>17</b>	<b>59</b>
TOTAL POINTS			378	327	<b>PUNT RETURNS</b>						
					<b>No.</b>	<b>FC</b>	<b>Yds.</b>	<b>Avg.</b>	<b>Long</b>	<b>TD</b>	
					Willhite	42	8	468	11.1	70	1
					Johnson	3	0	36	12.0	19	0
					M. Jackson	2	0	7	3.5	6	0
					Harden	1	0	41	41.0	41	1
					<b>BRONCOS</b>	<b>48</b>	<b>8</b>	<b>552</b>	<b>11.5</b>	<b>70</b>	<b>2</b>
					<b>OPPONENTS</b>	<b>40</b>	<b>16</b>	<b>362</b>	<b>9.1</b>	<b>30</b>	<b>0</b>

SCORE BY PERIODS	1	2	3	4	OT	Total
<b>BRONCOS</b>	69	131	92	89	0	378
<b>OPPONENTS</b>	58	92	61	116	0	327

SCORING	TD	Ru	Pa	Rt	PAT	FG	S	PTS
Karlis	0	0	0	0	44/45	20/28	0	104
Winder	14	9	5	0	0/0	0/0	0	84
Willhite	9	5	3	1	0/0	0/0	0	54
Lang	3	1	2	0	0/0	0/0	0	18
Harden	3	0	0	3	0/0	0/0	0	18
Watson	3	0	3	0	0/0	0/0	0	18
Elway	2	1	1	0	0/0	0/0	0	12
Sewell	2	1	1	0	0/0	0/0	0	12
Johnson	2	0	2	0	0/0	0/0	0	12
Townsend	1	0	0	1	0/0	0/0	0	6
Studdard	1	0	1	0	0/0	0/0	0	6
M. Jackson	1	0	1	0	0/0	0/0	0	6
Wilson	1	0	1	0	0/0	0/0	0	6
Woodard	1	0	0	1	0/0	0/0	0	6
Kay	1	0	1	0	0/0	0/0	0	6
Mobley	1	0	1	0	0/0	0/0	0	6
Jones	0	0	0	0	0/0	0/0	1	2
TEAM	0	0	0	0	0/0	0/0	1	2
<b>BRONCOS</b>	<b>45</b>	<b>17</b>	<b>22</b>	<b>6</b>	<b>44/45</b>	<b>20/28</b>	<b>0</b>	<b>378</b>
<b>OPPONENTS</b>	<b>36</b>	<b>13</b>	<b>21</b>	<b>2</b>	<b>35/36</b>	<b>24/32</b>	<b>0</b>	<b>327</b>

KICKOFF RETURNS	No.	Yds.	Avg.	Long	TD
Bell	23	531	23.1	42	0
Lang	21	480	22.9	42	0
Willhite	3	35	11.7	23	0
Johnson	2	21	10.5	21	0
Hunley	2	11	5.5	6	0
M. Jackson	1	16	16.0	16	0
Ryan	1	0	0.0	0	0
<b>BRONCOS</b>	<b>53</b>	<b>1094</b>	<b>20.6</b>	<b>42</b>	<b>0</b>
<b>OPPONENTS</b>	<b>65</b>	<b>1299</b>	<b>20.0</b>	<b>51</b>	<b>0</b>

FIELD GOAL BREAKDOWN	Distance	1-19	20-29	30-39	40-49	50+	Total
Karlis	0/0	3/4	8/8	8/14	1/2	20/28	21/27
<b>OPPONENTS</b>	<b>0/0</b>	<b>4/5</b>	<b>9/10</b>	<b>10/14</b>	<b>1/3</b>	<b>20/28</b>	

**SACKS:** Jones 13.5, Mecklenburg 9.5, Fletcher 5.5, Gilbert 4, Robbins 4, Woodard 3, Townsend 2.5, D. Smith 1, Ryan 1, Dennison 1, Comeaux 1, Lilly 1, T. Jackson 0.5, Hunley 0.5, Team 1, **TOTAL 49.0**

PASSING	Att.	Comp.	Yds.	Cmp.%	Yd./Att.	TD	TD%	Int.	Int.%	LG	Tkd/Yds	Rtg.
Elway	504	280	3485	55.6	6.91	19	3.8	13	2.6	53	32/233	79.0
Kubiak	38	23	249	60.5	6.55	1	2.6	3	7.9	26	3/23	55.7
Willhite	4	1	11	25.0	2.75	0	0.0	0	0.0	11	0/0	39.6
Norman	1	1	43	100.0	43.00	1	100.0	0	0.0	43	0/0	158.3
Sewell	1	1	23	100.0	23.00	1	100.0	0	0.0	23	3/17	158.3
Johnson	1	0	0	0.0	0.00	0	0.0	0	0.0	0	0/0	39.5
<b>BRONCOS</b>	<b>549</b>	<b>306</b>	<b>3811</b>	<b>55.7</b>	<b>6.94</b>	<b>22</b>	<b>4.0</b>	<b>16</b>	<b>2.9</b>	<b>53</b>	<b>38/273</b>	<b>78.7</b>
<b>OPPONENTS</b>	<b>545</b>	<b>301</b>	<b>3755</b>	<b>55.2</b>	<b>6.89</b>	<b>21</b>	<b>3.9</b>	<b>18</b>	<b>3.3</b>	<b>57</b>	<b>49/459</b>	<b>75.9</b>

## 1986 DEFENSIVE STATS

(based on coaches' film review)

	TT	UT	A	S-YDS	I-YDS	PD	FF	FR
1 Hunley	164	99	65	0.5-0	1-22	2	2	1
2 Mecklenburg	127	83	44	9.5-96	0-0	3	1	1
3 Jones	96	52	44	13.5-152	0-0	5	1	1
4 Woodard	93	63	30	3-23	0-0	2	3	1
5 Foley	92	56	36	0-0	2-39	4	0	1
6 Ryan	91	58	33	1-5	0-0	0	1	0
7 Smith	88	66	22	1-9	1-10	12	2	1
8 Lilly	82	45	37	1-16	3-22	10	0	0
9 Wright	77	59	18	0-0	3-56	9	0	1
10 Harden	75	64	11	0-0	6-179	9	1	0
11 Townsend	70	42	28	2.5-33	0-0	0	0	1
12 Kragen	60	29	31	0-0	0-0	1	0	1
13 T. Jackson	58	45	13	0.5-0	0-0	1	1	0
14 Wilson	56	44	12	0-0	1-5	8	0	0
15 Robbins	48	40	8	4-51	0-0	6	1	2
16 Fletcher	43	26	17	5.5-41	0-0	2	0	2
17 Dennison	30	21	9	1-8	1-5	1	1	0
18 Haynes	26	16	10	0-0	0-0	1	1	0
19 Colorito	18	11	7	0-0	0-0	0	0	2
20 Gilbert	17	13	4	4-45	0-0	0	0	0
Carter	17	11	6	0-0	0-0	0	0	0
22 Hunter	3	2	1	0-0	0-0	1	0	0
23 Comeaux	1	1	0	1-9	0-0	0	2	1
<b>TOTALS</b>	<b>1,432</b>	<b>946</b>	<b>486</b>	<b>48-488</b>	<b>18-318</b>	<b>77</b>	<b>17</b>	<b>16</b>

## 1986 GAMES STARTED

OFFENSE	DEFENSE
QB Elway, John	16 DE Jones, Rulon
RB Lang, Gene	2 DE Townsend, Andre
RB Sewell, Steve	2 NT Carter, Rubin
RB Willhite, Gerald	12 NT Kragen, Greg
RB Winder, Sammy	15 LB Dennison, Rick
WR Jackson, Mark	1 LB Fletcher, Simon
WR Johnson, Vance	7 LB Hunley, Ricky
WR Sampson, Clint	5 LB Jackson, Tom
WR Watson, Steve	16 LB Mecklenburg, Karl
TE Hackett, Joey	4 LB Ryan, Jim
TE Kay, Clarence	12 LB Woodard, Ken
TE Mobley, Orson	3 CB Harden, Mike
C Bryan, Billy	16 CB Wright, Louis
T Lanier, Ken	16 S Foley, Steve
T Studdard, Dave	15 S Lilly, Tony
G Bishop, Keith	14 S Robbins, Randy
G Cooper, Mark	5 S Smith, Dennis
G Hood, Winford	2
G Howard, Paul	13

## 1986 COACHES

Dan Reeves (Head Coach), Marvin Bass (Special Assistant), Joe Collier (Asst. Head Coach/Defense), Chan Gailey (Special Teams/Tight Ends), Alex Gibbs (Offensive Line), Stan Jones (Defensive Line), Al Miller (Strength/Conditioning), Myrel Moore (Linebackers), Nick Nicolau (Running Backs), Mike Shanahan (Off. Coordinator/Quarterbacks and Wide Receivers), Charlie West (Def. Backs).

## 1986 LEADERS / RANKINGS

INDIVIDUAL	PLAYER	NO.	AFC RANK	NFL RANK	NFL LEADER	NO.
Points	Karlis	104	3	8	Franklin (NE)	140
Rushing Yards	Winder	789	7	17	Dickerson (Rams)	1,821
Passing Yards	Elway	3,485	7	9	Marino (MIA)	4,746
Passer Rating	Elway	79.0	9	11	Kramer (MIN)	92.6
Receiving Yards	M. Jackson	738	20	35	Rice (SF)	1,570
Receptions	Willhite	64	12	19	Christensen (Raid.)	95

## 1985 FINAL STATISTICS (II-5)

Head Coach: Dan Reeves AFC West: 2nd Home Stadium: Mile High Stadium

Date	W-L	Score	Opponent	Attendance	RUSHING	No.	Yds.	Avg.	Long	TD
Sept 8	L	16-20	at L.A. Rams	52,522	Winder	199	714	3.6	42	8
Sept 15	W	34-23	New Orleans	74,488	Lang	84	318	3.8	26	5
Sept 22	W	44-28	at Atlanta	37,903	Sewell	82	275	3.4	16	4
Sept 29	L	26-30	Miami	73,614	Elway	50	253	5.1	22	0
Oct 6	W	31-20	Houston	74,699	Willhite	66	237	3.6	14	0
Oct 13	W	15-10	at Indianapolis	60,128	V. Johnson	10	36	3.6	14	0
Oct 20	W	13-10	Seattle (OT)	74,899	Poole	4	12	3.0	6	0
Oct 27	W	30-10	at Kansas City	68,248	Kubiak	1	0	6.0	6	0
Nov 3	L	10-30	at San Diego	57,312	Norman	1	0	0.0	0	0
Nov 11	W	17-16	San Francisco	73,173	BRONCOS	497	1851	3.7	42	20
Nov 17	W	30-24	San Diego (OT)	74,376	OPPONENTS	475	1973	4.2	61	10
Nov 24	L	28-31	at L.A. Raiders (OT)	63,161	RECEIVING	No.	Yds.	Avg.	Long	TD
Dec 1	W	31-23	at Pittsburgh	56,797	Watson	61	915	15.0	60	5
Dec 8	L	14-17	L.A. Raiders (OT)	75,042	V. Johnson	51	721	14.1	63	3
Dec 14	W	14-13	Kansas City	69,209	Willhite	35	297	8.5	21	1
Dec 20	W	27-24	at Seattle	56,283	Winder	31	197	6.4	24	0

TEAM STATISTICS	Den	Opp
TOTAL FIRST DOWNS	339	290
Rushing	113	103
Passing	192	168
Penalty	34	19
3RD DOWN: MADE/ATT	102/252	74/230
3rd Down Pct.	40.5	32.2
4TH DOWN: MADE/ATT	6/10	8/20
4th Down Pct.	60.0	40.0
TOTAL NET YARDS	5496	5179
Avg. Per Game	343.5	323.7
Total Plays	1152	1069
Avg. Per Play	4.8	4.8
NET YARDS RUSHING	1851	1973
Avg. Per Game	115.7	123.3
Total Rushes	497	475
Avg. Per Rush	3.7	4.2
NET YARDS PASSING	3645	3206
Avg. Per Game	227.8	200.4
Sacked/Yards Lost	38/307	47/378
Gross Yards	3952	3584
Att./Completions	617/329	547/277
Completion Pct.	53.3	50.6
Had Intercepted	23	24
Avg. Per Pass Play	5.6	5.4
PUNTS/AVERAGE	94/40.0	94/41.1
NET PUNTING AVG	34.3	34.3
TOTAL RETURN YARDAGE	1920	2003
Punt Returns/Average	46/9.3	36/8.6
Kickoff Returns/Average	52/23.1	64/21.0
Intercept. Ret./Average	24/12.1	23/14.4
PENALTIES/YARDS	85/67.7	91/95.3
FUMBLES/BALL LOST	24/8	22/12
TOUCHDOWNS	45	35
Rushing	20	10
Passing	23	22
Returns	2	3
Extra Points Made/Attempts	41/44	35/36
Field Goals Made/Attempts	23/28	26/33
TOTAL POINTS	380	329

SCORE BY PERIODS	1	2	3	4	OT	Total
BRONCOS	82	142	39	108	9	380
OPPONENTS	48	89	102	84	6	329

SCORING	TD	Ru	Pa	Rt	PAT	FG	S	PTS
Karlis	0	0	0	0	41/44	23/38	0	110
Winder	8	8	0	0	0/0	0/0	0	48
Lang	7	5	2	0	0/0	0/0	0	42
Sewell	5	4	1	0	0/0	0/0	0	30
Watson	5	0	5	0	0/0	0/0	0	30
Willhite	4	3	1	0	0/0	0/0	0	24
Sampson	4	0	4	0	0/0	0/0	0	24
V. Johnson	3	0	3	0	0/0	0/0	0	18
B. Johnson	3	0	3	0	0/0	0/0	0	18
Kay	3	0	3	0	0/0	0/0	0	18
Harden	1	0	0	1	0/0	0/0	0	6
J. Wright	1	0	1	0	0/0	0/0	0	6
L. Wright	1	0	0	1	0/0	0/0	0	6
BRONCOS	45	20	23	2	41/44	23/38	0	380
OPPONENTS	36	10	22	4	35/36	26/33	0	329

PASSING	Att.	Comp.	Yds.	Cmp.%	Yd./Att.	TD	TD%	Int.	Int.%	LG	Tkd/Yds	Rtg.
Elway	605	327	3891	54.0	6.43	22	3.6	23	3.8	65t	38/307	70.0
Kubiak	5	2	61	40.0	12.20	1	20.0	0	0.0	54t	0/0	125.7
Willhite	3	0	0	0.0	0.00	0	0.0	0	0.0	0	0/0	39.5
Norman	1	0	0	0.0	0.00	0	0.0	0	0.0	0	0/0	39.5
Winder	1	0	0	0.0	0.00	0	0.0	0	0.0	0	0/0	39.5
Sewell	1	0	0	0.0	0.00	0	0.0	0	0.0	0	0/0	39.5
V. Johnson	1	0	0	0.0	0.00	0	0.0	0	0.0	0	0/0	39.5
BRONCOS	617	329	3952	53.3	6.41	23	3.7	23	3.7	65t	38/307	70.0
OPPONENTS	547	277	3584	50.6	6.55	22	4.0	24	4.4	73	47/378	66.5

## 1985 DEFENSIVE STATS

(based on unofficial press box statistics)

	TT	UT	A	S-YDS	I-YDS	PD	FF	FR
1 Harden	82	72	10	1-11	5-100	18	0	2
2 Busick	81	64	17	0-0	0-0	2	0	1
3 Woodward	79	70	9	3-32	1-18	3	0	0
4 Jones	68	58	10	10-84	0-0	1	1	3
5 Lilly	67	54	13	0-0	2-4	4	1	1
6 Smith	66	54	12	4-27	3-46	17	1	0
7 Mecklenburg	65	60	5	13-103	0-0	4	5	1
8 Ryan	58	52	6	1-8	0-0	3	0	0
9 Foley	48	38	10	0-0	3-47	7	0	0
10 Carter	47	39	8	1-7	0-0	1	1	0
11 L. Wright	44	41	3	0-0	5-44	15	0	1
12 Townsend	30	27	3	5-46	0-0	3	0	0
13 Chavous	29	23	6	6-34	0-0	0	2	0
14 T. Jackson	28	19	9	0-0	0-0	1	0	0
15 Dennison	25	22	3	0-0	0-0	0	1	0
Wilson	25	22	3	0-0	3-8	12	0	1
17 Hunter	23	19	4	0-0	1-20	1	0	0
18 Hunley	19	18	1	0-0	0-0	2	0	0
19 Fletcher	17	12	5	1-11	0-0	0	0	0
20 Robbins	16	16	0	0-0	1-3	4	0	0
21 Kragen	13	11	2	2-15	0-0	0	0	0
22 Comeaux	6	6	0	0-0	0-0	0	0	0
TOTALS	936	797	139	47-378	24-290	98	10	12

## 1985 GAMES STARTED

OFFENSE		DEFENSE	
QB Elway, John	16	DE Chavous, Barney	15
RB Lang, Gene	2	DE Jones, Rulon	16
RB Sewell, Steve	2	DE Townsend, Andre	1
RB Willhite, Gerald	4	NT Carter, Rubin	16
RB Winder, Sammy	12	NT Kragen, Greg	1
WR Johnson, Butch	7	LB Busick, Steve	16
WR Johnson, Vance	8	LB Dennison, Rick	7
WR Watson, Steve	15	LB Fletcher, Simon	1
TE Barber, Mike	1	LB Hunley, Ricky	2
TE Kay, Clarence	16	LB Jackson, Tom	5
TE Wright, James	12	LB Mecklenburg, Karl	9
C Bryan, Billy	16	LB Ryan, Jim	14
T/TE Cooper, Mark	2	LB Woodward, Ken	9
T Lanier, Ken	16	CB/S Harden, Mike	16
T Studdard, Dave	15	CB Wilson, Steve	4
G Bishop, Keith	14	CB Wright, Louis	15
G Hood, Winford	3	S Foley, Steve	11
G Howard, Paul	15	S Lilly, Tony	5
		S Robbins, Randy	1
		S Smith, Dennis	12

## 1985 COACHES

Dan Reeves (Head Coach), Marvin Bass (Special Assistant), Joe Collier (Asst. Head Coach/Defense), Chan Gailey (Special Teams/Defensive Asst.), Alex Gibbs (Head Offensive Line), Stan Jones (Defensive Line), Al Miller (Strength/Conditioning), Myrel Moore (Linebackers), Nick Nicolau (Running Backs), Mike Shanahan (Offensive Coordinator/Quarterbacks and Wide Receivers), Doc Ulrich (Tight Ends/Asst. Offensive Line), Charlie West (Defensive Backs).

## 1985 LEADERS / RANKINGS

INDIVIDUAL	PLAYER	NO.	AFC RANK	NFL RANK	NFL LEADER	NO.
Points	Karlis	110	6	8	Butler (CHI)	144
Rushing Yards	Winder	714	14	27	Allen (Raid.)	1,759
Passing Yards	Elway	3,891	2	2	Marino (MIA)	4,137
Passer Rating	Elway	70.2	8	17t	O'Brien (NYJ)	96.2
Receiving Yards	Watson	915	14	22	Largent (SEA)	1,287
Receptions	Watson	61	14	24	Craig (SF)	92
Interceptions	Harden/L. Wright	5	12t	21t	Walls (DAL)	9
Sacks	Mecklenburg	13	4	8t	Dent (CHI)	17

OFFENSE	NO.	AFC RANK	NFL RANK	NFL LEADER	NO.
Points Per Game	23.8	4	7	San Diego	29.2
Total Yards Per Game	343.5	6	10	San Diego	408.4
Yards Per Play	4.8	11	20	San Diego	5.9
Rushing Yards Per Game	115.7	8	16	Chicago	172.6
Net Passing Yards Per Game	227.8	4	6	San Diego	304.4

DEFENSE	NO.	AFC RANK	NFL RANK	NFL LEADER	NO.
Points Per Game	20.6	7	13	Chicago	12.4
Total Yards Per Game	323.7	7	13	Chicago	258.4
Yards Per Play	4.8	5t	9t	New York Giants	4.2
Rushing Yards Per Game	123.3	7	13	Chicago	82.4
Net Passing Yards Per Game	200.4	6	14	Washington	171.6

## 1985 NFL STANDINGS

AFC EAST							
Team	W	L	T	Pct	PF	PA	
y-Miami	12	4	0	.750	428	320	
x-New York Jets	11	5	0	.688	393	264	
x-New England	11	5	0	.688	362	290	
Indianapolis	5	11	0	.313	320	386	
Buffalo	2	14	0	.125	200	381	

AFC CENTRAL						
Team	W	L	T	Pct	PF	PA
y-Cleveland	8	8	0	.500	287	294
Cincinnati	7	9	0	.438	441	437
Pittsburgh	7	9	0	.438	379	355
Houston	5	11	0	.313	284	412

AFC WEST							
Team	W	L	T	Pct	PF	PA	
*y-L.A. Raiders	12	4	0	.750	354	308	
Denver	11	5	0	.688	380	329	
Seattle	8	8	0	.500	349	303	
San Diego	8	8	0	.500	467	435	
Kansas City	6	10	0	.375	317	360	

NFC EAST							
Team	W	L	T	Pct	PF	PA	
y-Dallas	10	6	0	.625	357	333	
x-New York Giants	10	6	0	.625	399	283	
Washington	10	6	0	.625	297	312	
Philadelphia	7	9	0	.438	286	310	
St. Louis	5	11	0	.313	278	414	

NFC CENTRAL							
Team	W	L	T	Pct	PF	PA	
*y-Chicago	15	1	0	.938	456	198	
Green Bay	8	8	0	.500	337	355	
Minnesota	7	9	0	.438	346	359	
Detroit	7	9	0	.438	307	366	
Tampa Bay	2	14	0	.125	294	448	

NFC WEST						
Team	W	L	T	Pct	PF	PA
y-L.A. Rams	11	5	0	.688	340	277
x-San Francisco	10	6	0	.625	411	263
New Orleans	5	11	0	.313	294	401
Atlanta	4	12	0	.250	282	452

x - Wild Card Qualifier; y - Division Title; \* - Home-field Advantage

## WILD CARD PLAYOFF GAMES

12/28 - New England 26, at New York Jets 14  
12/29 - at New York Giants 17, San Francisco 3

## DIVISIONAL PLAYOFF GAMES

1/4 - at Miami 24, Cleveland 21  
1/4 - at L.A. Rams 20, Dallas 0  
1/5 - New England 27, at L.A. Raiders 20  
1/5 - at Chicago 21, New York Giants 0

## CONFERENCE CHAMPIONSHIPS

1/12 - New England 31, at Miami 14  
1/12 - at Chicago 24, L.A. Rams 0

## SUPER BOWL XX (NEW ORLEANS)

1/26 - Chicago 46, New England 10



## 1984 FINAL STATISTICS (13-3)

Head Coach: Dan Reeves AFC West: 1st Home Stadium: Mile High Stadium

Date	W-L	Score	Opponent	Attendance	RUSHING	No.	Yds.	Avg.	Long	TD
Sept 2	W	20-17	Cincinnati	74,178	Winder	296	1153	3.9	24	4
Sept 9	L	0-27	at Chicago	54,335	Willhite	77	371	4.8	52	2
Sept 16	W	24-14	at Cleveland	61,980	Elway	56	237	4.2	21	1
Sept 23	W	21-0	Kansas City	74,263	Parros	46	208	4.5	25	2
Sept 30	W	16-13	L.A. Raiders	74,833	Lang	8	42	5.3	15	2
Oct 7	W	28-7	at Detroit	55,836	Brewer	10	28	2.8	8	0
Oct 15	W	17-14	Green Bay	62,546	Kubiak	9	27	3.0	17	1
Oct 21	W	37-7	at Buffalo	31,204	Myles	5	7	1.4	2	0
Oct 28	W	22-19	at L.A. Raiders (OT)	91,020	Johnson	1	3	3.0	3	0
Nov 4	W	26-19	New England	74,908	<b>BRONCOS</b>	<b>508</b>	<b>2076</b>	<b>4.1</b>	<b>52</b>	<b>12</b>
Nov 11	W	16-13	at San Diego	53,162	<b>OPPONENTS</b>	<b>435</b>	<b>1664</b>	<b>3.8</b>	<b>72</b>	<b>10</b>
Nov 18	W	42-21	Minnesota	74,716	<b>RECEIVING</b>	<b>No.</b>	<b>Yds.</b>	<b>Avg.</b>	<b>Long</b>	<b>TD</b>
Nov 25	L	24-27	Seattle	74,922	Watson	69	1170	17.0	73	7
Dec 2	W	13-16	at Kansas City	38,494	Winder	44	288	6.5	21	2
Dec 9	W	16-13	San Diego	74,887	Johnson	42	587	14.0	49	6
Dec 15	W	31-14	at Seattle	64,411	Willhite	27	298	11.0	63	0

TEAM STATISTICS	Den	Opp
TOTAL FIRST DOWNS	299	311
Rushing	121	90
Passing	152	206
Penalty	15	15
3RD DOWN: MADE/ATT	68/207	84/240
3rd Down Pct.	32.9	35.0
4TH DOWN: MADE/ATT	6/7	8/23
4th Down Pct.	85.7	34.8
TOTAL NET YARDS	4935	5687
Avg. Per Game	308.4	355.4
Total Plays	1018	1123
Avg. Per Play	4.8	5.1
NET YARDS RUSHING	2076	1664
Avg. Per Game	129.8	104.0
Total Rushes	508	435
Avg. Per Rush	4.1	3.8
NET YARDS PASSING	2859	4023
Avg. Per Game	178.7	251.4
Sacked/Yards Lost	35/257	57/430
Gross Yards	3116	4453
Att./Completions	475/263	632/346
Completion Pct.	55.4	54.7
Had Intercepted	17	31
Avg. Per Pass Play	5.6	5.8
PUNTS/AVERAGE	96/40.1	81/41.5
NET PUNTING AVG	35.4	35.1
TOTAL RETURN YARDAGE	1725	1700
Punt Returns/Average	41/7.8	44/7.5
Kickoff Returns/Average	45/19.9	55/21.5
Intercept. Ret./Average	31/16.5	17/11.1
PENALTIES/YARDS	78/636	104/891
FUMBLES/BALL LOST	36/17	44/24
TOUCHDOWNS	42	26
Rushing	12	10
Passing	22	16
Returns	8	0
Extra Points Made/Attempts	38/41	26/26
Field Goals Made/Attempts	21/28	19/33
TOTAL POINTS	353	241

SCORE BY PERIODS	1	2	3	4	OT	Total
<b>BRONCOS</b>	75	125	68	82	3	353
<b>OPPONENTS</b>	49	74	45	73	0	241

SCORING	TD	Ru	Pa	Rt	PAT	FG	S	PTS
Karlis	0	0	0	0	38/41	2	0	101
Watson	7	0	7	0	0/0	0	0	42
Winder	6	4	2	0	0/0	0	0	36
Johnson	6	0	6	0	0/0	0	0	36
Lang	3	2	1	0	0/0	0	0	18
Kay	3	0	3	0	0/0	0	0	18
Parros	2	2	0	0	0/0	0	0	12
Foley	2	0	0	2	0/0	0	0	12
Willhite	2	2	0	0	0/0	0	0	12
Kubiak	1	1	0	0	0/0	0	0	6
Robbins	1	0	0	1	0/0	0	0	6
Smith	1	0	0	1	0/0	0	0	6
Woodard	1	0	0	1	0/0	0	0	6
Jones	1	0	1	0	0/0	0	0	6
Alexander	1	0	1	0	0/0	0	0	6
Harden	1	0	0	1	0/0	0	0	6
Sampson	1	0	1	0	0/0	0	0	6
L. Wright	1	0	0	1	0/0	0	0	6
J. Wright	1	0	1	0	0/0	0	0	6
Elway	1	1	0	0	0/0	0	0	6
<b>BRONCOS</b>	<b>42</b>	<b>12</b>	<b>22</b>	<b>8</b>	<b>38/41</b>	<b>21/28</b>	<b>0</b>	<b>353</b>
<b>OPPONENTS</b>	<b>26</b>	<b>10</b>	<b>16</b>	<b>0</b>	<b>26/26</b>	<b>19/33</b>	<b>1</b>	<b>241</b>

KICKOFF RETURNS	No.	Yds.	Avg.	Long	TD
Lang	19	404	21.3	38	0
Thomas	18	351	19.5	33	0
Willhite	4	109	27.3	40	0
Dennison	2	27	13.5	16	0
Harden	1	4	4.0	4	0
Smith	1	2	2.0	2	0
<b>BRONCOS</b>	<b>45</b>	<b>897</b>	<b>19.9</b>	<b>40</b>	<b>0</b>
<b>OPPONENTS</b>	<b>55</b>	<b>1181</b>	<b>21.5</b>	<b>62</b>	<b>0</b>

FIELD GOAL BREAKDOWN	Distance	1-19	20-29	30-39	40-49	50+	Total
Karlis	1/1	6/7	7/8	6/9	1/3	21/28	
<b>OPPONENTS</b>	<b>1/1</b>	<b>4/7</b>	<b>3/8</b>	<b>10/13</b>	<b>1/4</b>	<b>19/33</b>	

KARLIS: (1) (50N) (25G) (46N) (27G,32G,19G) (51N) (30G) (45G,40G,45G) (41G,24G,42N,35G) (1) (44G,45G,34N,37G) (1) (27G,25N) (22G,37G, 42N) (30G,50G,28G) (34G)

PASSING	Att.	Comp.	Yds.	Cmp.%	Yd./Att.	TD	TD%	Int.	Int.%	LG	Tkd/Yds	Rtg.
Elway	380	214	2598	56.3	6.84	18	4.7	15	3.9	73	24/158	76.6
Kubiak	75	44	440	58.7	5.87	4	5.3	1	1.3	41	10/86	87.6
Stankavage	18	4	58	22.2	3.22	0	0.0	1	5.6	16	1/13	17.1
Willhite	2	1	20	50.0	10.00	0	0.0	0	0.0	20	0/0	85.3
BRONCOS	475	263	3116	55.4	6.56	22	4.6	17	3.6	73	35/257	75.8
OPPONENTS	632	346	4453	54.7	7.05	16	2.5	31	4.9	80t	57/430	64.9

## 1984 DEFENSIVE STATS

(based on coaches' film review)

	TT	UT	A	S-YDS	I-YDS	PD	FR
1 Busick	195	112	83	1-9	2-21	4	1
2 Foley	167	108	59	0-0	6-97	10	2
3 Dennison	164	104	60	3-11	0-0	3	0
4 T. Jackson	141	89	52	6-45	0-0	13	1
5 Wright	113	98	15	0-0	1-1	14	2
6 Ryan	106	59	47	3-25	1-13	2	1
7 Jones	105	50	55	11-83	0-0	1	2
8 Harden	97	70	27	0-0	6-79	18	2
9 D. Smith	92	68	24	1-9	3-13	9	1
10 Carter	84	53	31	3-20	0-0	0	3
11 Chavous	66	40	26	7.5-42	0-0	1	0
12 Bowyer	58	35	23	3-21	0-0	0	1
13 Townsend	51	32	19	5-36	0-0	0	1
14 Woodard	49	30	19	3-32	1-27	3	0
15 Wilson	46	38	8	0.5-0	4-59	2	1
16 Mecklenburg	41	35	6	7-80	2-105	2	1
17 Garnett	41	24	17	1-6	0-0	4	1
18 Robbins	28	19	9	1-9	2-62	9	1
19 R. Jackson	17	12	5	0-0	1-23	2	0
20 Comeaux	10	7	3	1-12	1-5	0	1
21 Manor	5	2	3	0-0	0-0	0	0
22 Lilly	3	2	1	0-0	1-5	0	1
23 Hunley	1	1	0	0-0	0-0	0	0
24 A. Smith	1	1	0	0-0	0-0	0	0
TOTALS	1,681	1,089	592	57-440	31-510	97	23

## 1984 GAMES STARTED

OFFENSE		DEFENSE	
QB Elway, John	14	DE Bowyer, Walt	1
QB Kubiak, Gary	2	DE Chavous, Barney	15
RB Parros, Rick	2	DE Jones, Rulon	1
RB Summers, Don	1	NT Carter, Rubin	15
RB Willhite, Gerald	1	NT Garnett, Scott	1
RB Winder, Sammy	15	LB Busick, Steve	16
WR Johnson, Butch	11	LB Dennison, Rick	15
WR Sampson, Clint	3	LB Jackson, Tom	16
WR Watson, Steve	15	LB Mecklenburg, Karl	1
WR Wilson, Steve	1	LB Ryan, Jim	14
TE Kay, Clarence	13	LB Woodard, Ken	2
TE Sawyer, John	8	CB Harden, Mike	16
TE Wright, Jim	9	CB Wilson Steve	15
C Bryan, Billy	16	CB Wright, Louis	15
T Hood, Winford	2	S Foley, Steve	16
T Lanier, Ken	15	S Robbins, Randy	1
T Studdard, Dave	16	S Smith, Dennis	15
G Bishop, Keith	14		
G Cooper, Mark	4		
G Howard, Paul	14		

## 1984 COACHES

Dan Reeves (Head Coach), Marvin Bass (Head Offensive Line), Joe Collier (Asst. Head Coach/Defense), Alex Gibbs (Offensive Line), I.J. Gorman (Strength/Conditioning), Stan Jones (Defensive Line), Myrel Moore (Linebackers), Nick Nicolau (Running Backs), Fran Polsoot (Tight Ends/Special Teams), Mike Shanahan (Wide Receivers), Charlie West (Defensive Backs).

## 1984 LEADERS / RANKINGS

INDIVIDUAL	PLAYER	NO.	AFC RANK	NFL RANK	NFL LEADER	NO.
Points	Karlis	101	6	12t	Wersching (SF)	131
Rushing Yards	Winder	1,153	3	11	Dickerson (Rams)	1,808
Passing Yards	Elway	2,598	7	15	Marino (MIA)	5,084
Passer Rating	Elway	76.8	8	16	Marino (MIA)	108.9
Receiving Yards	Watson	1,170	4	7	Green (STL)	1,555
Receptions	Watson	69	6t	14t	Monk (WAS)	106
Interceptions	Foley/Harden	6	5t	11t	Eastley (SEA)	10
Sacks	Jones	11	14t	24t	Gastineau (NYJ)	22

OFFENSE	NO.	AFC RANK	NFL RANK	NFL LEADER	NO.
Points Per Game	22.1	7	11	Miami	32.1
Total Yards Per Game	308.4	10	22	Miami	433.5
Yards Per Play	4.8	11	20t	Miami	6.5
Rushing Yards Per Game	129.8	4	10	Chicago	185.9
Net Passing Yards Per Game	178.7	13	24	Miami	313.6

DEFENSE	NO.	AFC RANK	NFL RANK	NFL LEADER	NO.
Points Per Game	15.1	1	2	San Francisco	14.2
Total Yards Per Game	355.4	12	25	San Francisco	241.4
Yards Per Play	5.1	8t	16t	L.A. Raiders	4.3
Rushing Yards Per Game	104.0	2	5	Chicago	86.1
Net Passing Yards Per Game	251.4	13	27	New Orleans	153.3

## 1984 NFL STANDINGS

AFC EAST	W	L	T	Pct	PF	PA
*y-Miami	14	2	0	.875	513	298
New England	9	7	0	.563	362	352
New York Jets	7	9	0	.438	332	364
Indianapolis	4	12	0	.250	239	414
Buffalo	2	14	0	.125	250	454

AFC CENTRAL	W	L	T	Pct	PF	PA
y-Pittsburgh	9	7	0	.563	387	310
Cincinnati	8	8	0	.500	339	339
Cleveland	5	11	0	.313	250	297
Houston	3	13	0	.188	240	437

AFC WEST	W	L	T	Pct	PF	PA
<b>y-Denver</b>	<b>13</b>	<b>3</b>	<b>0</b>	<b>.813</b>	<b>353</b>	<b>241</b>
x-Seattle	12	4	0	.750	418	282
x-L.A. Raiders	11	5	0	.688	368	278
Kansas City	8	8	0	.500	314	324
San Diego	7	9	0	.438	394	413

NFC EAST	W	L	T	Pct	PF	PA
<b>Team</b>	<b>W</b>	<b>L</b>	<b>T</b>	<b>Pct</b>	<b>PF</b>	<b>PA</b>
y-Washington	11	5	0	.688	426	310
x-New York Giants	9	7	0	.563	299	301
St. Louis	9	7	0	.563	423	345
Dallas	9	7	0	.563	308	308
Philadelphia	6	9	1	.406	278	320

NFC CENTRAL						
Team	W	L	T	Pct	PF	PA
y-Chicago	10	6	0	.625	325	248
Green Bay	8	8	0	.500	390	309
Tampa Bay	6	10	0	.375	335	380
Detroit	4	11	1	.281	283	408
Minnesota	3	13	0	.188	276	484

## 1983 FINAL STATISTICS (9-7)

Head Coach: Dan Reeves AFC West: 3rd Home Stadium: Mile High Stadium

Date	W-L	Score	Opponent	Attendance	RUSHING	No.	Yds.	Avg.	Long	TD
Sept 4	W	14-10	at Pittsburgh	58,233	Winder	196	757	3.9	52	3
Sept 11	W	17-10	at Baltimore	52,613	Poole	81	246	3.0	19	4
Sept 18	L	10-13	Philadelphia	74,202	Preston	57	222	3.9	28	1
Sept 25	L	7-22	L.A. Raiders	74,289	Willhite	43	188	4.4	24t	3
Oct 2	L	14-31	at Chicago	58,210	Elway	28	146	5.2	23	1
Oct 9	W	26-14	at Houston	58,210	Parros	30	96	3.2	13	1
Oct 16	W	24-17	Cincinnati	74,305	Myles	8	52	6.5	16	0
Oct 23	W	14-6	San Diego	74,581	DeBerg	13	28	2.2	11	1
Oct 30	W	27-24	Kansas City	74,640	Upchurch	6	19	3.2	9	0
Nov 6	L	19-27	at Seattle	61,189	Kubiak	4	17	4.3	8	1
Nov 13	L	20-22	at L.A. Raiders	51,945	Watson	3	17	5.7	10	0
Nov 20	W	38-27	Seattle	74,710	Prestridge	1	-11	-11.0	-11	0
Nov 27	L	7-31	at San Diego	43,650	J. Wright	471	1784	3.8	52	15
Dec 4	W	27-6	Cleveland	70,912	BRONCOS	509	1938	3.8	29	14
Dec 11	W	21-19	Baltimore	74,854	OPPONENTS					
Dec 18	L	17-48	at Kansas City	11,377						

TEAM STATISTICS	Den	Opp
TOTAL FIRST DOWNS	292	321
Rushing	99	119
Passing	155	185
Penalty	38	17
3RD DOWN: MADE/ATT	68/213	92/235
3rd Down Pct.	31.9	39.1
TOTAL NET YARDS	4811	5609
Avg. Per Game	300.7	350.6
Total Plays	1025	1099
Avg. Per Play	4.7	5.1
NET YARDS RUSHING	1784	1938
Avg. Per Game	111.5	121.1
Total Rushes	471	509
Avg. Per Rush	3.8	3.8
NET YARDS PASSING	3027	3671
Avg. Per Game	189.2	229.4
Sacked/Yards Lost	55/439	38/317
Gross Yards	3466	3988
Att./Completions	499/254	552/307
Completion Pct.	50.9	55.6
Had Intercepted	22	27
Avg. Per Pass Play	5.5	6.2
PUNTS/AVERAGE	87/41.6	77/44.2
NET PUNTING AVG	34.0	36.2
TOTAL RETURN YARDAGE	1852	1629
Punt Returns/Average	38/11.1	55/9.5
Kickoff Returns/Average	56/19.2	46/17.9
Intercept. Ret./Average	27/13.1	22/12.8
PENALTIES/YARDS	100/804	138/1097
FUMBLES/BALL LOST	34/19	46/20
TOUCHDOWNS	36	36
Rushing	15	14
Passing	17	18
Returns	2	4
Extra Points Made/Attempts	33/34	34/35
Field Goals Made/Attempts	21/25	25/33
TOTAL POINTS	302	327

SCORE BY PERIODS	1	2	3	4	OT	TOTAL
BRONCOS	41	80	39	142	0	302
OPPONENTS	85	87	76	79	0	327

SCORING	TD	Ru	Pa	Rt	PAT	FG	\$	PTS
Karlis	0	0	0	0	33/34	21/25	0	96
Watson	5	0	5	0	0/0	0/0	0	30
Poole	4	4	0	0	0/0	0/0	0	24
Willhite	4	3	1	0	0/0	0/0	0	24
Parros	3	1	2	0	0/0	0/0	0	18
Sampson	3	0	3	0	0/0	0/0	0	18
Winder	3	3	0	0	0/0	0/0	0	18
Egloff	2	0	2	0	0/0	0/0	0	12
Preston	2	1	1	0	0/0	0/0	0	12
Upchurch	2	0	2	0	0/0	0/0	0	12
Chavous	1	0	0	1	0/0	0/0	0	6
DeBerg	1	1	0	0	0/0	0/0	0	6
Elway	1	1	0	0	0/0	0/0	0	6
Kubiak	1	1	0	0	0/0	0/0	0	6
Myles	1	0	1	0	0/0	0/0	0	6
Thomas	1	0	0	1	0/0	0/0	0	6
Jones	0	0	0	0	0/0	0/0	1	2
BRONCOS	34	15	17	2	33/34	21/25	1	302
OPPONENTS	36	14	18	4	34/36	25/33	0	327

PASSING	Att.	Comp.	Yds.	Cmp.%	Yd./Att.	TD	TD%	Int.	Int.%	LG	Tkd/Yds	Rtg.
DeBerg	215	119	1617	55.3	7.52	9	4.2	7	3.3	54	25/201	79.7
Kubiak	22	12	186	54.5	8.45	1	4.5	1	4.5	78t	2/20	78.9
Elway	259	123	1663	47.5	6.42	7	2.7	14	5.4	49t	28/218	54.9
Willhite	1	0	0	0.0	0.00	0	0.0	0	0.0	0	0/0	39.5
Upchurch	2	0	0	0.0	0.00	0	0.0	0	0.0	0	0/0	39.5
BRONCOS	499	254	3466	50.9	6.95	17	3.4	22	4.4	78t	55/439	66.4
OPPONENTS	552	307	3988	55.6	7.22	18	3.3	27	4.9	72t	38/317	69.0

## 1983 DEFENSIVE STATS

(based on coaches' film review)

	TT	UT	A	S-YDS	I-YDS	FR
1 Gradishar	224	133	91	2.5-20	1-5	3
2 Busick	130	71	59	2-16	0-0	0
3 Foley	124	85	39	0-0	5-28	1
T. Jackson	124	77	47	5.5-59	1-0	2
5 D. Smith	114	79	35	5-32	0-0	0
6 L. Wright	113	81	32	1-1	6-50	1
7 Ryan	102	64	38	0-0	0-0	1
8 Chavous	99	62	37	4.5-25	0-0	1
9 Harden	98	64	34	0-0	4-27	3
Carter	98	47	51	1-12	0-0	3
11 Jones	72	42	30	4-22	0-0	2
12 Manor	56	36	20	3-18	0-0	1
R. Jackson	56	29	27	1-10	1-15	0
14 Wilson	55	45	10	0-0	5-91	0
15 Latimer	51	33	18	0.5-4	0-0	0
16 Bowyer	45	27	18	2-19	0-0	1
17 Mecklenburg	24	12	12	2-20	0-0	0
18 Stachowski	21	9	12	0-0	4-39	0
19 Dennison	19	9	10	0-0	0-0	0
20 Woodard	18	15	3	2-12	0-0	2
21 Myers	11	9	2	0-0	0-0	0
22 Swenson	8	1	7	0-0	0-0	0
23 Dupree	1	1	0	0-0	0-0	0
TOTALS	1,663	1,031	632	36-270	27-355	21

## 1983 GAMES STARTED

OFFENSE		DEFENSE	
QB DeBerg, Steve	5	DE Bowyer, Walt	3
QB Elway, John	10	DE Chavous, Barney	13
QB Kubiak, Gary	1	DE Jones, Rulon	12
RB Parros, Rick	5	DE Manor, Brison	4
RB Poole, Nathan	10	NT Carter, Rubin	15
RB Preston, Dave	3	NT Latimer, Don	3
RB Winder, Sammy	13	LB Busick, Steve	15
WR Sampson, Clint	2	LB Dennison, Rick	1
WR Upchurch, Rick	11	LB Gradishar, Randy	16
WR Watson, Steve	16	LB Jackson, Tom	15
TE Egloff, Ron	10	LB Ryan, Jim	12
TE Sawyer, John	4	LB Swenson, Bob	2
TE Wright, Jim	6	LB Woodard, Ken	1
C Bryan, Billy	16	CB Harden, Mike	15
T Lanier, Ken	16	CB Wilson, Steve	3
T Studdard, Dave	16	CB Wright, Louis	16
G Bishop, Keith	16	S Foley, Steve	13
G Cooper, Mark	2	S Jackson, Roger	3
G Howard, Paul	14	S Smith, Dennis	13
		S Trimble, Steve	1

## 1983 COACHES

Dan Reeves (Head Coach), Marvin Bass (Special Assistant), Joe Collier (Asst. Head Coach/Defense), I.J. Gorman (Strength/Conditioning), John Hadl (Quarterbacks/Wide Receivers), Stan Jones (Defensive Line), Myrel Moore (Linebackers), Nick Nicolau (Running Backs), Fran Polsoot (Tight Ends/Special Teams), Dan Radakovich (Offensive Line), Charlie West (Defensive Backs).

## 1983 LEADERS / RANKINGS

INDIVIDUAL	PLAYER	NO.	AFC RANK	NFL RANK	NFL LEADER	NO.
Points	Karlis	96	8	15	Moseley (WAS)	161
Rushing Yards	Winder	757	12	23	Dickerson (Rams)	1,808
Passing Yards	Elway	1,663	15	28	Dickey (GB)	4,458
Passer Rating	DeBerg	79.8	8	14	Bartkowski (ATL)	97.6
Receiving Yards	Watson	1,133	5	10	Quick (PHI)	1,409
Receptions	Watson	59	11	18t	Christensen (Raid.)	92
Interceptions	L. Wright	6	8t	15t	Murphy (WAS)	9
Sacks	T. Jackson	5.5	26t	62t	Gastineau (NYJ)	19

OFFENSE	NO.	AFC RANK	NFL RANK	NFL LEADER	NO.
Points Per Game	18.9	10	21	Washington	33.8
Total Yards Per Game	300.7	14	26	San Diego	387.3
Yards Per Play	4.7	11t	21t	Green Bay	6.1
Rushing Yards Per Game	111.5	11	23	Chicago	170.4
Net Passing Yards Per Game	189.2	9	20	San Diego	291.3

DEFENSE	NO.	AFC RANK	NFL RANK	NFL LEADER	NO.
Points Per Game	20.4	5	9	Miami	15.6
Total Yards Per Game	350.6	9	21	Cincinnati	270.4
Yards Per Play	5.1	7t	17t	Cincinnati	4.4
Rushing Yards Per Game	121.1	4	10	Washington	80.6
Net Passing Yards Per Game	229.4	12	23	New Orleans	168.2

## 1983 NFL STANDINGS

AFC EAST	Team	W	L	T	Pct	PF	PA
	y-Miami	12	4	0	.750	389	250
	New England	8	8	0	.500	274	289
	Buffalo	8	8	0	.500	283	351
	Baltimore	7	9	0	.438	264	354
	New York Jets	7	9	0	.438	313	331

AFC CENTRAL	Team	W	L	T	Pct	PF	PA
	y-Pittsburgh	10	6	0	.625	355	303
	Cleveland	9	7	0	.563	356	342
	Cincinnati	7	9	0	.438	346	302
	Houston	2	14	0	.125	288	460

AFC WEST	Team	W	L	T	Pct	PF	PA
	*y-L.A. Raiders	12	4	0	.750	442	338
	x-Seattle	9	7	0	.563	403	397
	x-Denver	9	7	0	.563	302	327
	San Diego	6	10	0	.375	358	462
	Kansas City	6	10	0	.375	386	367

NFC EAST	Team	W	L	T	Pct	PF	PA
	*y-Washington	14	2	0	.875	541	332
	x-Dallas	12	4	0	.750	479	360
	St. Louis	8	7	1	.531	374	428
	Philadelphia	5	11	0	.313	233	322
	New York Giants	3	12	1	.219	267	347

NFC CENTRAL	Team	W	L	T	Pct	PF	PA
	y-Detroit	9	7	0	.563	347	286
	Green Bay	8	8	0	.500	429	439
	Chicago	8	8	0	.500	311	301
	Minnesota	8	8	0	.500	316	348
	Tampa Bay	2	14	0	.125	241	380

NFC WEST	Team	W	L	T	Pct	PF	PA
	y-San Francisco	10	6	0	.625	432	293
	x-L.A. Rams	9	7	0	.563	361	344
	New Orleans	8	8	0	.500	319	337
	Atlanta	7	9	0	.438	370	389

x - Wild Card Qualifier; y - Division Title; \* - Home-field Advantage

## WILD CARD PLAYOFF GAMES

12/24 - at Seattle 31, Denver 7

12/26 - L.A. Rams 24, at Dallas 17

## DIVISIONAL PLAYOFF GAMES

12/31 - Seattle 27, at Miami 20

12/31 - at San Francisco 24, Detroit 23

1/1 - at L.A. Raiders 38, Pittsburgh 10

1/1 - at Washington 51, L.A. Rams 7

## CONFERENCE CHAMPIONSHIPS

1/8 - at L.A. Raiders 30, Seattle 14

1/8 - at Washington 24, San Francisco 21

## SUPER BOWL XVIII (TAMPA, FLA.)

1/22 - L.A. Raiders 38, Washington 9

## 1982 FINAL STATISTICS (2-7)

Head Coach: Dan Reeves AFC West: 5th Home Stadium: Mile High Stadium

Date	W-L	Score	Opponent	Attendance	RUSHING	No.	Yds.	Avg.	Long	TD
Sept 12	L	3-23	San Diego	73,564	Willhite	70	347	5.0	23	2
Sept 19	L	24-21	San Francisco	73,899	Parros	77	277	3.6	14	1
Sept 26	W		at New Orleans	Canceled	Winder	67	259	3.9	18	1
Oct 3			Pittsburgh	Canceled	Preston	19	81	4.3	13	0
Oct 10			at New York Jets	Canceled	Poole	7	36	5.1	20	0
Oct 17			at Houston	Canceled	DeBerg	8	27	3.4	6t	1
Oct 24			L.A. Raiders	Canceled	Herrmann	3	7	2.3	6t	1
Oct 31			Buffalo	Canceled	Lytle	2	2	1.0	2	0
Nov 7			at Seattle	Resched. Jan. 2	Watson	1	-4	-4.0	-4	0
Nov 14			at Kansas City	Canceled	Wright	1	-4	-4.0	-4	0
Nov 21	L	10-17	Seattle	73,916	Upchurch	2	-10	-5.0	-3	0
Nov 28	L	20-30	at San Diego	47,629	<b>BRONCOS</b>	257	1018	4.0	23	6
Dec 5	L	27-34	Atlanta	73,984	<b>OPPONENTS</b>	293	935	3.2	46	8
Dec 12	W	27-24	at L.A. Rams	48,112						
Dec 19	L	16-37	Kansas City	74,192	<b>RECEIVING</b>	No.	Yds.	Avg.	Long	TD
Dec 26	L	10-27	at L.A. Raiders	44,160	Parros	37	259	7.0	24	2
Jan 2	L	11-13	at Seattle	43,145	Watson	36	555	15.4	41	2

## TEAM STATISTICS

TEAM STATISTICS	Den	Opp
TOTAL FIRST DOWNS	170	176
Rushing	52	53
Passing	103	104
Penalty	15	19

3RD DOWN: MADE/ATT 43/121 48/132

3rd Down Pct. 35.5 36.4

TOTAL NET YARDS 2837 3169

Avg. Per Game 315.2 352.1

Total Plays 592 616

Avg. Per Play 4.8 5.1

NET YARDS RUSHING 1018 935

Avg. Per Game 113.1 103.9

Total Rushes 257 293

Avg. Per Rush 4.0 3.2

NET YARDS PASSING 1819 2234

Avg. Per Game 202.1 248.2

Sacked/Yards Lost 24/200 16/116

Gross Yards 2019 2350

Att./Completions 311/181 307/172

Completion Pct. 58.2 56.0

Had Intercepted 19 12

Average per Pass Play 5.4 6.9

PUNTS/AVERAGE 45/45.0 42/39.4

NET PUNTING AVG 37.8 31.1

TOTAL RETURN YARDAGE 1229 1199

Punt Returns/Average 21/14.5 25/9.1

Kickoff Returns/Average 40/20.5 26/20.8

Intercept. Ret./Average 19/22.7 19/22.7

PENALTIES/YARDS 54/516 63/571

FUMBLES/BALL LOST 24/17 17/7

TOUCHDOWNS 16 25

Rushing 6 8

Passing 14 14

Returns 2 3

Extra Points Made/Attempts 15/16 25/25

Field Goals Made/Attempts 11/13 17/24

TOTAL POINTS 148 226

SCORE BY PERIODS

SCORE BY PERIODS	1	2	3	4	OT	Total
BRONCOS	26	47	33	42	0	148
OPPONENTS	40	79	40	67	0	226

OPPONENTS

20

14

2

15/16

11/13

2

148

226

2

2

2

2

2

2

## TEAM STATISTICS

TEAM STATISTICS	Den	Opp
TOTAL FIRST DOWNS	170	176
Rushing	52	53
Passing	103	104
Penalty	15	19

3RD DOWN: MADE/ATT 43/121 48/132

3rd Down Pct. 35.5 36.4

TOTAL NET YARDS 2837 3169

Avg. Per Game 315.2 352.1

Total Plays 592 616

Avg. Per Play 4.8 5.1

NET YARDS RUSHING 1018 935

Avg. Per Game 113.1 103.9

Total Rushes 257 293

Avg. Per Rush 4.0 3.2

NET YARDS PASSING 1819 2234

Avg. Per Game 202.1 248.2

Sacked/Yards Lost 24/200 16/116

Gross Yards 2019 2350

Att./Completions 311/181 307/172

Completion Pct. 58.2 56.0

Had Intercepted 19 12

Average per Pass Play 5.4 6.9

PUNTS/AVERAGE 45/45.0 42/39.4

NET PUNTING AVG 37.8 31.1

TOTAL RETURN YARDAGE 1229 1199

Punt Returns/Average 21/14.5 25/9.1

Kickoff Returns/Average 40/20.5 26/20.8

Intercept. Ret./Average 19/22.7 19/22.7

PENALTIES/YARDS 54/516 63/571

FUMBLES/BALL LOST 24/17 17/7

TOUCHDOWNS 16 25

Rushing 6 8

Passing 14 14

Returns 2 3

Extra Points Made/Attempts 15/16 25/25

Field Goals Made/Attempts 11/13 17/24

TOTAL POINTS 148 226

SCORE BY PERIODS

SCORE BY PERIODS	1	2	3	4	OT	Total
BRONCOS	26	47	33	42	0	148
OPPONENTS	40	79	40	67	0	226

OPPONENTS

20

14

2

15/16

11/13

2

148

226

2

2

2

2

2

2

2

## 1982 DEFENSIVE STATS

(based on coaches' film review)

	TT	UT	A	S-YDS	I-YDS	FR
1 Gradishar	151	80	71	2-16	0-0	1
2 T. Jackson	86	47	39	1-1	1-8	0
3 Ryan	84	54	30	0-0	0-0	0
4 Evans	80	55	25	0-0	0-0	0
5 Smith	65	53	12	2-11	1-29	0
6 Jones	64	34	30	2-11	0-0	0
7 Chavous	62	35	27	5-42	0-0	0
8 L. Wright	54	44	10	1-11	2-18	1
9 Kyle	52	36	16	0-0	3-26	1
10 Harden	51	35	16	0-0	2-3	1
Carter	51	23	28	0-0	0-0	0
12 Wilson	48	33	15	0-0	2-22	1
Latimer	48	31	17	1-9	0-0	0
14 Trimble	20	12	8	0-0	0-0	0
Manor	20	10	10	2-11	0-0	0
16 Boyd	16	8	8	0-0	0-0	0
17 Thomas	14	9	5	0-0	1-0	0
18 Swenson	11	2	9	0-0	0-0	0
19 R. Jackson	5	2	3	0-0	0-0	0
Foley	5	1	4	0-0	0-0	0
21 Busick	4	1	3	0-0	0-0	0
TOTALS	991	605	386	16-112	12-106	5

## 1982 GAMES STARTED

OFFENSE		DEFENSE	
QB DeBerg, Steve	5	DE Chavous, Barney	9
QB Herrmann, Mark	1	DE Jones, Rulon	9
QB Morton, Craig	3	NT Carter, Rubin	6
RB Parros, Rick	9	NT Latimer, Don	3
RB Preston, Dave	5	LB Evans, Larry	9
RB Willhite, Gerald	2	LB Gradishar, Randy	9
RB Winder, Sammy	2	LB Jackson, Tom	9
WR Upchurch, Rick	8	LB Ryan, Jim	9
WR Watson, Steve	9	CB Kyle, Aaron	9
TE Egloff, Ron	1	CB Wilson, Steve	3
TE Odums, Riley	6	CB Wright, Louis	9
TE Wright, Jim	3	S Foley, Steve	1
C Bryan, Billy	9	S Harden, Mike	4
T Lanier, Ken	9	S Smith, Dennis	9
T Minor, Claude	7	S Trimble, Steve	1
T Uecker, Keith	2		
G Glassic, Tom	9		
G Studdard, Dave	9		

## 1982 COACHES

Dan Reeves (Head Coach), Marvin Bass (Special Assistant), Joe Collier (Asst. Head Coach/Defense), Rod Dowhower (Offensive Coordinator/Wide Receivers), Jerry Frei (Offensive Line), Stan Jones (Defensive Line), Richie McCabe (Defensive Backs), Nick Nicolau (Running Backs), Fran Polsofoot (Tight Ends/Special Teams), Bob Zeman (Linebackers).

## 1982 LEADERS / RANKINGS

INDIVIDUAL	PLAYER	NO.	AFC RANK	NFL RANK	NFL LEADER	NO.
Points	Karlis	48	8	16	Benirschke (SD)	80
Rushing Yards	Willhite	347	15	28	McNeil (NYJ)	786
Passing Yards	DeBerg	1,405	8	19	Fouts (SD)	2,883
Passer Rating	DeBerg	67.2	7	20	Anderson (CIN)	95.3
Receiving Yards	Watson	555	9	12	Chandler (SD)	1,032
Receptions	Parros	37	10	15d	D. Clark (SF)	60
Interceptions	Kyle	3	3t	4t	Walls (DAL)	7
Sacks	Chavous	5	11t	26t	Martin (MIN)	11.5

OFFENSE	NO.	AFC RANK	NFL RANK	NFL LEADER	NO.
Points Per Game	16.4	9	20	San Diego	32.0
Total Yards Per Game	315.2	7	15	San Diego	449.8
Yards Per Play	4.8	7t	16t	San Diego	6.6
Rushing Yards Per Game	113.1	9	17	Buffalo	152.3
Net Passing Yards Per Game	202.1	6	15	San Diego	325.2

DEFENSE	NO.	AFC RANK	NFL RANK	NFL LEADER	NO.
Points Per Game	25.1	12	25	Washington	14.2
Total Yards Per Game	352.1	11	24	Miami	256.9
Yards Per Play	5.1	9	20t	Miami	4.2
Rushing Yards Per Game	103.9	4	7	Pittsburgh	84.7
Net Passing Yards Per Game	248.2	12	26	Miami	114.1

## 1982 NFL STANDINGS

(As a result of a 57-day players' strike, the 1982 NFL regular-season schedule was reduced from 16 weeks to nine. At the conclusion of the regular season, the NFL conducted a 16-team postseason Super Bowl tournament. Eight teams from each conference were seeded 1-8 based on their records during the season.)

AFC	Team	W	L	T	Pct	PF	PA
	1-L.A. Raiders	8	1	0	.889	260	200
	2-Miami	7	2	0	.778	198	131
	3-Cincinnati	7	2	0	.778	232	177
	4-Pittsburgh	6	3	0	.667	204	146
	5-San Diego	6	3	0	.667	288	221
	6-New York Jets	6	3	0	.667	245	166
	7-New England	5	4	0	.556	143	157
	8-Cleveland	4	5	0	.444	140	182
	Buffalo	4	5	0	.444	150	154
	Seattle	4	5	0	.444	127	147
	Kansas City	3	6	0	.333	176	184
	Denver	2	7	0	.222	148	226
	Houston	1	8	0	.111	136	245
	Baltimore	0	8	1	.056	113	236

NFC	Team	W	L	T	Pct	PF	PA
	1-Washington	8	1	0	.889	190	128
	2-Dallas	6	3	0	.667	226	145
	3-Green Bay	5	3	1	.611	226	169
	4-Minnesota	5	4	0	.556	187	198
	5-Atlanta	5	4	0	.556	183	199
	6-St. Louis	5	4	0	.556	135	170
	7-Tampa Bay	5	4	0	.556	158	178
	8-Detroit	4	5	0	.444	181	176
	New Orleans	4	5	0	.444	129	160
	New York Giants	4	5	0	.444	164	160
	San Francisco	3	6	0	.333	209	206
	Chicago	3	6	0	.333	141	174
	Philadelphia	3	6	0	.333	191	195
	L.A. Rams	2	7	0	.222	200	250

## FIRST ROUND PLAYOFF GAMES

1/8 - at Miami 28, New England 13

1/8 - at L.A. Raiders 27, Cleveland 10

1/8 - at Washington 31, Detroit 7

1/8 - at Green Bay 41, St. Louis 16

1/9 - New York Jets 44, at Cincinnati 17

1/9 - San Diego 31, at Pittsburgh 28

1/9 - at Minnesota 30, Atlanta 24

1/9 - at Dallas 30, Tampa Bay 17

## SECOND ROUND PLAYOFF GAMES

1/15 - New York Jets 17, at L.A. Raiders 14

1/15 - at Washington 21, Minnesota 7

1/16 - at Miami 34, San Diego 13

1/16 - at Dallas 37, Green Bay 26

## CONFERENCE CHAMPIONSHIPS

1/22 - at Washington 31, Dallas 17

1/23 - at Miami 14, New York Jets 0

## SUPER BOWL XVII (PASADENA, CALIF.)



## 1981 FINAL STATISTICS (10-6)

Head Coach: Dan Reeves AFC West: 2nd Home Stadium: Mile High Stadium

Date	W-L	Score	Opponent	Attendance	RUSHING	No.	Yds.	Avg.	Long	TD
Sept 6	W	9-7	Oakland	74,796	Parros	176	749	4.3	25	2
Sept 13	L	10-13	at Seattle	58,513	Preston	183	640	3.5	23	3
Sept 20	W	28-10	Baltimore	74,804	Reed	68	156	2.3	10	0
Sept 27	W	42-24	San Diego	74,844	Canada	33	113	3.4	11	3
Oct 4	W	17-0	at Oakland	51,035	Lytle	30	106	3.5	18	4
Oct 11	W	27-21	Detroit	74,816	Upchurch	5	56	11.2	37	0
Oct 18	L	14-28	at Kansas City	74,672	DeBerg	9	40	4.4	11	0
Oct 25	L	7-9	at Buffalo	77,757	Morton	8	18	2.3	5	0
Nov 2	W	19-17	Minnesota	74,834	Wright	1	11	11.0	11	0
Nov 8	W	23-20	Cleveland (OT)	74,859	Watson	2	6	3.0	6	0
Nov 15	W	24-7	at Tampa Bay	64,518	<b>BRONCOS</b>	<b>515</b>	<b>1895</b>	<b>3.7</b>	<b>37</b>	<b>12</b>
Nov 22	L	21-38	at Cincinnati	57,207	<b>OPPONENTS</b>	<b>467</b>	<b>2005</b>	<b>4.3</b>	<b>82t</b>	<b>17</b>
Nov 29	L	17-34	at San Diego	51,533	<b>RECEIVING</b>	<b>No.</b>	<b>Yds.</b>	<b>Avg.</b>	<b>Long</b>	<b>TD</b>
Dec 6	W	16-13	Kansas City	74,744	Watson	60	1244	20.7	95t	13
Dec 13	W	23-13	Seattle	74,527	Preston	52	507	9.8	37	0
Dec 20	L	24-35	at Chicago	40,125	Odoms	38	516	13.6	28	5

TEAM STATISTICS	Den	Opp
TOTAL FIRST DOWNS	306	268
Rushing	91	103
Passing	181	142
Penalty	34	23

3RD DOWN: MADE/ATT	86/230	74/219
3rd Down Pct.	37.4	33.8

TOTAL NET YARDS	5426	4878
Avg. Per Game	339.1	304.9

Total Plays	1062	1000
Avg. Per Play	5.1	4.9

NET YARDS RUSHING	1895	2005
Avg. Per Game	118.4	125.3

Total Rushes	515	467
Avg. Per Rush	3.7	4.3

NET YARDS PASSING	3531	2873
Avg. Per Game	220.7	179.6

Sacked/Yards Lost	61/461	36/295
Gross Yards	3992	3168

Att./Completions	485/289	497/267
Completion Pct.	59.6	53.7

Had Intercepted	21	23
Average per Pass Play	6.5	5.4

PUNTS/AVERAGE	86/40.4	88/43.1
NET PUNTING AVG	34.8	36.0

TOTAL RETURN YARDAGE	1584	1800
Punt Returns/Average	51/8.6	46/8.4

Kickoff Returns/Average	47/17.0	47/21.4
Intercept. Ret./Average	23/14.9	21/19.3

PENALTIES/YARDS	99/832	104/949
FUMBLES/BALL LOST	26/18	36/23

TOUCHDOWNS	39	35
Rushing	12	17

Passing	27	13
Returns	0	5

Extra Points Made/Attempts	36/38	34/35
Field Goals Made/Attempts	17/30	15/27

TOTAL POINTS	321	289
--------------	-----	-----

SCORE BY PERIODS	1	2	3	4	OT	Total
BRONCOS	67	91	74	86	3	321
OPPONENTS	63	80	71	75	0	289

SCORING	TD	Ru	Pa	Rt	PAT	FG	S	PTS
Steinfort	0	0	0	0	36/37	17/30	0	87
Watson	13	0	13	0	0/0	0/0	0	78
Lytle	5	4	1	0	0/0	0/0	0	30
Odoms	5	0	5	0	0/0	0/0	0	30
Canada	4	3	1	0	0/0	0/0	0	24
Upchurch	3	0	3	0	0/0	0/0	0	18
Parros	3	2	1	0	0/0	0/0	0	18
Preston	3	3	0	0	0/0	0/0	0	18
Egloff	1	0	1	0	0/0	0/0	0	6
Wright	1	0	1	0	0/0	0/0	0	6
Moses	1	0	1	0	0/0	0/0	0	6
Prestridge	0	0	0	0	0/1	0/0	0	0
<b>BRONCOS</b>	<b>39</b>	<b>12</b>	<b>27</b>	<b>0</b>	<b>36/38</b>	<b>17/30</b>	<b>0</b>	<b>321</b>
<b>OPPONENTS</b>	<b>35</b>	<b>17</b>	<b>13</b>	<b>5</b>	<b>34/35</b>	<b>15/27</b>	<b>0</b>	<b>289</b>

PASSING	Att.	Comp.	Yds.	Cmp.%	Yd./Att.	TD	TD%	Int.	Int.%	LG	Tkd/Yds	Rtg.
Morton	376	225	3195	59.8	8.50	21	5.6	14	3.7	95t	54/394	90.5
DeBerg	108	64	797	59.3	7.38	6	5.6	6	5.6	44	7/67	77.5
Reed	1	0	0	0.0	0.00	0	0.0	0	0.0	0	0/0	0.0
<b>BRONCOS</b>	<b>485</b>	<b>289</b>	<b>3992</b>	<b>59.6</b>	<b>8.23</b>	<b>227</b>	<b>5.6</b>	<b>21</b>	<b>4.3</b>	<b>95t</b>	<b>61/461</b>	<b>86.7</b>
<b>OPPONENTS</b>	<b>497</b>	<b>267</b>	<b>3168</b>	<b>53.7</b>	<b>6.37</b>	<b>13</b>	<b>2.6</b>	<b>23</b>	<b>4.6</b>	<b>65t</b>	<b>36/295</b>	<b>62.8</b>

## 1981 DEFENSIVE STATS

(based on coaches' film review)

	TT	UT	A	S-YDS	I-YDS	FR
1 Gradishar	258	168	90	1-8	4-38	0
2 Swenson	145	103	42	3-27	3-53	3
3 Jackson	144	95	49	4-33	0-0	1
4 Evans	126	81	45	2-10	1-1	1
5 Carter	101	67	34	3-18	0-0	1
6 Chavous	93	58	35	4-29	0-0	1
7 Thompson	91	59	32	1-9	4-14	2
8 Foley	87	53	34	0-0	5-81	1
9 Latimer	71	51	20	2-5-30	0-0	1
Jones	71	37	34	9.5-86	0-0	1
11 Kyle	68	62	6	0-0	2-40	4
12 D. Smith	45	42	3	0-0	1-65	2
13 Manor	39	27	12	4-35	1-16	0
14 Harden	37	23	14	0-0	2-34	1
15 P. Smith	35	32	3	0-0	0-0	0
16 Boyd	34	19	15	1-10	0-0	1
17 L. Wright	32	25	7	1-11	0-0	1
18 Ryan	22	15	7	0-0	0-0	0
19 Busick	1	1	0	0-0	0-0	2
Merrill	1	1	0	0-0	0-0	0
<b>TOTALS</b>	<b>1,501</b>	<b>1,019</b>	<b>482</b>	<b>36-306</b>	<b>23-342</b>	<b>23</b>

## 1981 GAMES STARTED

OFFENSE	DEFENSE
QB Morton, Craig	16 DE Chavous, Barney
RB Parros, Rick	16 DE Jones, Rulon
RB Preston, Dave	15 NT Carter, Rubin
WR Moses, Haven	6 LB Evans, Larry
WR Upchurch, Rick	10 LB Gradishar, Randy
WR Watson, Steve	12 LB Jackson, Tom
WR Wilson, Steve	1 LB Swenson, Bob
TE Egloff, Ron	5 CB Kyle, Aaron
TE Odums, Riley	15 CB Smith, Dennis
C Bryan, Billy	13 CB Smith, Perry
C Hyde, Glenn	3 CB Wright, Louis
T Clark, Kelvin	3 S Foley, Steve
T Lanier, Ken	1 S Harden, Mike
T Minor, Claudie	13 S Thompson, Billy
T Studdard, Dave	16
G Glassic, Tom	16
G Howard, Paul	15

## 1981 COACHES

Dan Reeves (Head Coach), Joe Collier (Defensive Coordinator), Rod Dowhower (Wide Receivers), Jerry Frei (Offensive Line), Reed Johnson (Special Teams), Stan Jones (Defensive Line), Charlie Lee (Running Backs), Richie McCabe (Defensive Backs), Nick Nicolau (Special Assistant), Fran Poltfoot (Tight Ends), Bob Zeman (Linebackers).

## 1981 LEADERS / RANKINGS

INDIVIDUAL	PLAYER	NO.	AFC RANK	NFL RANK	NFL LEADER	NO.
Points	Steinfort	87	6	15t	Murray (DET/Spen) (DAL)	121
Rushing Yards	Parros	749	12	24	Rogers (NO)	1,674
Passing Yards	Morton	3,195	6	11	Fouts (SD)	4,802
Passer Rating	Morton	90.6	2t	2t	Anderson (CIN)	98.4
Receiving Yards	Watson	1,244	1t	3t	Jenkins (ATL)	1,358
Receptions	Watson	60	13	24	Winslow (SD)	88
Interceptions	Foley	5	6t	21t	Walls (DAL)	11

OFFENSE	NO.	AFC RANK	NFL RANK	NFL LEADER	NO.
Points Per Game	20.1	9	17	San Diego	29.9
Total Yards Per Game	339.1	7	14	San Diego	421.5
Yards Per Play	5.1	7t	14t	San Diego	6.0
Rushing Yards Per Game	118.4	11	21	Detroit	174.7
Net Passing Yards Per Game	220.7	5	8	San Diego	296.2

DEFENSE	NO.	AFC RANK	NFL RANK	NFL LEADER	NO.
Points Per Game	18.1	4	9	Philadelphia	13.8
Total Yards Per Game	304.9	2	6	Philadelphia	277.9
Yards Per Play	4.9	3t	9t	New York Giants	4.2
Rushing Yards Per Game	125.3	7	13	Detroit	101.4
Net Passing Yards Per Game	179.6	2	5	Philadelphia	168.5

## 1981 NFL STANDINGS

AFC EAST	W	L	T	Pct	PF	PA
y-Miami	11	4	1	.719	345	275
x-New York Jets	10	5	1	.656	355	287
x-Buffalo	10	6	0	.625	311	276
New England	2	14	0	.125	322	370
Baltimore	2	14	0	.125	259	533

## AFC CENTRAL

Team	W	L	T	Pct	PF	PA
*y-Cincinnati	12	4	0	.750	421	304
Pittsburgh	8	8	0	.500	356	297
Houston	7	9	0	.438	281	355
Cleveland	5	11	0	.313	276	375

## AFC WEST

Team	W	L	T	Pct	PF	PA
y-San Diego	10	6	0	.625	478	390
<b>Denver</b>	<b>10</b>	<b>6</b>	<b>0</b>	<b>.625</b>	<b>321</b>	<b>289</b>
Kansas City	9	7	0	.563	343	290
Oakland	7	9	0	.438	273	343
Seattle	6	10	0	.375	322	388

## NFC EAST

Team	W	L	T	Pct	PF	PA
y-Dallas	12	4	0	.750	367	277
x-Philadelphia	10	6	0	.625	368	221
x-New York Giants	9	7	0	.563	295	257
Washington	8	8	0	.500	347	349
St. Louis	7	9	0	.438	315	408

## NFC CENTRAL

Team	W	L	T	Pct	PF	PA
y-Tampa Bay	9	7	0	.563	315	268
Detroit	8	8	0	.500	397	322
Green Bay	8	8	0	.500	324	361
Minnesota	7	9	0	.438	325	369
Chicago	6	10	0	.375	253	324

## NFC WEST

Team	W	L	T	Pct	PF	PA
*y-San Francisco	13	3	0	.813	357	250
Atlanta	7	9	0	.438	426	355
Los Angeles	6	10	0	.375	303	351
New Orleans	4	12	0	.250	207	378

x - Wild Card Qualifier; y - Division Title; \* - Home-field Advantage

## WILD CARD PLAYOFF GAMES

12/27 - Buffalo 31, at New York Jets 27  
12/27 - New York Giants 27, at Philadelphia 21

## DIVISIONAL PLAYOFF GAMES

1/2 - San Diego 41, at Miami 38 (OT)  
1/2 - at Dallas 38, Tampa Bay 0  
1/3 - at Cincinnati 28, Buffalo 21  
1/3 - at San Francisco 38, New York Giants 24

## CONFERENCE CHAMPIONSHIPS

1/10 - at Cincinnati 27, San Diego 7  
1/10 - at San Francisco 28, Dallas 27

## SUPER BOWL XVI (PONTIAC, MICH.)

1/24 - San Francisco 26, Cincinnati 21

## 1980 FINAL STATISTICS (8-8)

Head Coach: Red Miller AFC West: 4th Home Stadium: Mile High Stadium

Date	W-L	Score	Opponent	Attendance	RUSHING	No.	Yds.	Avg.	Long	TD
Sept 7	L	6-27	at Philadelphia	70,307	Jensen	101	476	4.7	32	2
Sept 14	W	41-20	Dallas	74,919	Armstrong	106	470	4.4	20	4
Sept 21	L	13-30	San Diego	74,970	Preston	111	385	3.5	19	4
Sept 29	L	14-23	at New England	59,602	Lytle	57	223	3.9	35	1
Oct 5	W	19-16	at Cleveland	81,065	Keyworth	38	127	3.3	14	1
Oct 13	W	20-17	Washington	74,657	McCutcheon	12	52	4.3	12	0
Oct 19	L	17-23	Kansas City	74,459	Upchurch	5	49	9.8	21	0
Oct 26	W	14-9	at New York Giants	67,598	Robinson	21	47	2.2	22	3
Nov 2	L	16-20	Houston	74,717	Morton	21	29	1.4	9	1
Nov 9	W	20-13	at San Diego	51,435	Moorehead	6	7	3.5	4	0
Nov 16	W	31-24	New York Jets	72,114	Knapple	6	0	0.0	0	0
Nov 23	W	36-20	Seattle	73,274	<b>BRONCOS</b>	<b>480</b>	<b>1865</b>	<b>3.9</b>	<b>35</b>	<b>16</b>
Dec 1	L	3-9	at Oakland	51,583	<b>OPPONENTS</b>	<b>554</b>	<b>2117</b>	<b>3.8</b>	<b>55</b>	<b>10</b>
Dec 7	L	14-31	at Kansas City	40,237						
Dec 14	L	21-24	Oakland	73,974						
Dec 21	W	25-17	at Seattle	51,853						

TEAM STATISTICS	Den	Opp
TOTAL FIRST DOWNS	286	303
Rushing	107	125
Passing	158	158
Penalty	21	20
3RD DOWN: MADE/ATT	84/223	91/228
3rd Down Pct.	37.7	39.9
TOTAL NET YARDS	4642	5242
Avg. Per Game	290.1	327.6
Total Plays	992	1043
Avg. Per Play	4.7	5.0
NET YARDS RUSHING	1865	2117
Avg. Per Game	116.6	132.3
Total Rushes	480	554
NET YARDS PASSING	2777	3125
Avg. Per Game	173.6	195.3
Sacked/Yards Lost	44/330	39/324
Gross Yards	3107	3449
Att./Completions	467/262	449/270
Completion Pct.	56.1	60.1
Had Intercepted	25	16
Average per Pass Play	5.4	6.4
PUNTS/AVERAGE	70/41.9	70/41.6
NET PUNTING AVG	35.9	34.1
TOTAL RETURN YARDAGE	2041	2021
Punt Returns/Average	42/9.7	52/8.5
Kickoff Returns/Average	62/20.8	55/21.6
Intercept. Ret./Average	16/21.4	25/15.6
PENALTIES/YARDS	93/899	101/850
FUMBLES/BALL LOST	25/12	26/12
TOUCHDOWNS	33	34
Rushing	16	10
Passing	14	20
Returns	3	4
Extra Points Made/Attempts	32/33	32/34
Field Goals Made/Attempts	26/34	29/40
TOTAL POINTS	310	323

SCORE BY PERIODS	1	2	3	4	OT	Total
<b>BRONCOS</b>	63	90	86	71	0	310
<b>OPPONENTS</b>	39	158	38	88	0	323

SCORING	TD	Ru	Pa	Rt	PAT	FG	S	PTS
Steinfort	0	0	0	0	32/33	26/34	0	110
Odoms	6	0	6	0	0/0	0/0	0	36
Moses	4	0	4	0	0/0	0/0	0	24
Preston	4	4	0	0	0/0	0/0	0	24
Armstrong	4	4	0	0	0/0	0/0	0	24
Robinson	3	3	0	0	0/0	0/0	0	18
Upchurch	3	0	3	0	0/0	0/0	0	18
Jensen	3	2	1	0	0/0	0/0	0	18
Lytle	1	1	0	0	0/0	0/0	0	6
Morton	1	1	0	0	0/0	0/0	0	6
Gradishar	1	0	0	1	0/0	0/0	0	6
Latimer	1	0	0	1	0/0	0/0	0	6
Keyworth	1	1	0	0	0/0	0/0	0	6
Thompson	1	0	0	1	0/0	0/0	0	6
Jones	0	0	0	0	0/0	0/0	1	2
<b>BRONCOS</b>	<b>33</b>	<b>16</b>	<b>14</b>	<b>3</b>	<b>32/33</b>	<b>26/34</b>	<b>1</b>	<b>310</b>
<b>OPPONENTS</b>	<b>34</b>	<b>10</b>	<b>20</b>	<b>4</b>	<b>32/34</b>	<b>29/40</b>	<b>0</b>	<b>323</b>

PASSING	Att.	Comp.	Yds.	Cmp. %	Yd./Att.	TD	TD %	Int.	Int. %	LG	Tkd/Yds	Rtg.
Morton	301	183	2150	60.8	7.14	12	4.0	13	4.3	41	26/190	77.8
Robinson	162	78	942	48.1	5.81	2	1.2	12	7.4	52	17/136	39.5
Knapple	4	1	15	25.0	3.75	0	0.0	0	0.0	15	0/0	42.7
McCutcheon	0	0	0	0.0	0.00	0	0.0	0	0.0	0	1/4	39.5
<b>BRONCOS</b>	<b>467</b>	<b>262</b>	<b>3107</b>	<b>56.1</b>	<b>6.65</b>	<b>14</b>	<b>3.0</b>	<b>25</b>	<b>5.4</b>	<b>52</b>	<b>44/330</b>	<b>64.0</b>
<b>OPPONENTS</b>	<b>449</b>	<b>270</b>	<b>3449</b>	<b>60.1</b>	<b>7.68</b>	<b>20</b>	<b>4.5</b>	<b>16</b>	<b>3.6</b>	<b>561</b>	<b>39/324</b>	<b>84.1</b>

## 1980 DEFENSIVE STATS

(based on coaches' film review)

	TT	UT	A	S-YDS	I-YDS	FR
1 Gradishar	250	150	100	1-6	2-96	0
2 Evans	170	112	58	1-9	1-13	0
3 T. Jackson	169	106	63	5-53	0-0	0
4 Naime	150	109	41	0-0	1-2	2
5 Thompson	122	81	41	0-0	2-49	0
6 Carter	111	76	35	3-53	0-0	2
7 Foley	106	77	29	0-0	4-115	0
8 Chavous	101	55	46	4-54	0-0	1
9 Jones	82	47	35	11-58	0-0	1
10 Wright	76	59	17	0-0	0-0	2
11 Kyle	72	53	19	0-0	0-0	1
12 Latimer	71	50	21	1-8	1-15	0
13 Manor	64	40	24	2-18	0-0	1
14 Boyd	42	27	15	9-87	0-0	1
15 Rizzo	35	22	13	0-0	0-0	0
16 Ryan	29	18	11	0-0	1-21	0
17 Harvey	27	20	7	0-0	1-18	0
18 Short	24	15	9	0-0	0-0	0
19 B. Jackson	23	17	6	0-0	1-11	0
20 P. Smith	7	5	2	0-0	2-3	0
21 Harden	3	3	0	0-0	0-0	0
<b>TOTALS</b>	<b>1,734</b>	<b>1,142</b>	<b>592</b>	<b>39-355</b>	<b>16-343</b>	<b>11</b>

## 1980 GAMES STARTED

OFFENSE		DEFENSE	
QB Morton, Craig	9	DE Chavous, Barney	16
QB Robinson, Matt	7	DE Jones, Rulon	1
RB Armstrong, Otis	6	DE Manor, Brison	15
RB Jensen, Jim	13	NT Carter, Rubin	16
RB Keyworth, Jon	3	LB Evans, Larry	12
RB Preston, Dave	10	LB Gradishar, Randy	16
WR Moses, Haven	14	LB Jackson, Tom	16
WR Upchurch, Rick	14	LB Nairne, Rob	16
WR Watson, Steve	1	LB Rizzo, Joe	4
TE Egloff, Ron	4	CB Kyle, Aaron	9
TE Odoms, Riley	15	CB Smith, Perry	1
C Bryan, Billy	16	CB Wright, Louis	15
T Clark, Kelvin	5	S Foley, Steve	16
T Minor, Claudie	15	S Harvey, Maurice	3
T Studdard, Dave	12	S Jackson, Bernard	4
G Glassic, Tom	14	S Thompson, Billy	16
G Howard, Paul	13		
G Hyde, Glenn	5		

## 1980 COACHES

Red Miller (Head Coach), Marv Braden (Special Teams), Joe Collier (Defensive Coordinator), Whitey Doveil (Offensive Line), Rod Dowhower (Offensive Coordinator), Stan Jones (Defensive Line), Richie McCabe (Defensive Backs), Fran Polisfoot (Wide Receivers), Paul Roach (Offensive Backfield), Bob Zeman (Linebackers).

## 1980 LEADERS / RANKINGS

INDIVIDUAL	PLAYER	NO.	AFC RANK	NFL RANK	NFL LEADER	NO.
Points	Steinfort	110	3	4	Smith (NE)	129
Rushing Yards	Jensen	476	20	39	Campbell (HOU)	1,934
Passing Yards	Morton	2,150	12	24	Fouts (SD)	4,715
Passer Rating	Morton	77.8	3	10	Sipe (CLE)	91.4
Receiving Yards	Moses	674	21	37	Jefferson (SD)	1,340
Receptions	Jensen	49	14	23	Winslow (SD)	89
Interceptions	Foley	4	7	7	Hayes (OAK)	13

OFFENSE	NO.	AFC RANK	NFL RANK	NFL LEADER	NO.
Points Per Game	19.4	8	16	Philadelphia	13.9
Total Yards Per Game	290.1	12	25	San Diego	400.6
Yards Per Play	4.7	10	21	San Diego	5.6
Rushing Yards Per Game	116.6	12	20	Los Angeles	174.9
Net Passing Yards Per Game	173.6	10	18	San Diego	283.2

DEFENSE	NO.	AFC RANK	NFL RANK	NFL LEADER	NO.
Points Per Game	20.2	8	16	Philadelphia	13.9
Total Yards Per Game	327.6	10	15	Buffalo	256.3
Yards Per Play	5.0	9	15	Philadelphia	4.3
Rushing Yards Per Game	132.3	12	20	Philadelphia	101.1
Net Passing Yards Per Game	195.3	9	15	Washington	156.5

## 1980 NFL STANDINGS

AFC EAST	W	L	T	Pct	PF	PA
y-Buffalo	11	5	0	.688	320	260
New England	10	6	0	.625	441	325
Miami	8	8	0	.500	266	305
Baltimore	7	9	0	.438	355	387
New York Jets	4	12	0	.250	302	395

AFC CENTRAL	W	L	T	Pct	PF	PA
y-Cleveland	11	5	0	.688	357	310
x-Houston	11	5	0	.688	295	251
Pittsburgh	9	7	0	.563	352	313
Cincinnati	6	10	0	.375	244	312

AFC WEST	W	L	T	Pct	PF	PA
*y-San Diego	11	5	0	.688	418	327
x-Oakland	11	5	0	.688	364	306
Kansas City	8	8	0	.500	319	336
Denver	8	8	0	.500	310	323
Seattle	4	12	0	.250	291	408

NFC EAST	W	L	T	Pct	PF	PA
y-Philadelphia	12	4	0	.750	384	222
x-Dallas	12	4	0	.750	454	311
Washington	6	10	0	.375	261	293
St. Louis	5	11	0	.313	299	350
New York Giants	4	12	0	.250	249	425

NFC CENTRAL	W	L	T	Pct	PF	PA
y-Minnesota	9	7	0	.563	317	308
Detroit	9	7	0	.563	334	272
Chicago	7	9	0	.438	304	264
Tampa Bay	5	10	1	.344	271	341
Green Bay	5	10	1	.344	231	371

NFC WEST	W	L	T	Pct	PF	PA
*y-Atlanta	12	4	0	.750	405	272
x-Los Angeles	11	5	0	.688	424	289
San Francisco	6	10	0	.375	320	415
New Orleans	1	15	0	.063	291	487

x - Wild Card Qualifier; y - Division Title; \* - Home-field Advantage

## WILD CARD PLAYOFF GAMES

12/28 - at Oakland 27, Houston 7  
12/28 - at Dallas 34, Los Angeles 13

## DIVISIONAL PLAYOFF GAMES

1/3 - at San Diego 20, Buffalo 14  
1/3 - at Philadelphia 31, Minnesota 16  
1/4 - Oakland 14, at Cleveland 12  
1/4 - Dallas 30, at Atlanta 27

## CONFERENCE CHAMPIONSHIPS

1/11 - Oakland 34, at San Diego 27  
1/11 - at Philadelphia 20, Dallas 7

## SUPER BOWL XV (NEW ORLEANS)

1/25 - Oakland 27, Philadelphia 10

## 1979 FINAL STATISTICS (10-6)

Head Coach: Red Miller AFC West: 2nd Home Stadium: Mile High Stadium

Date	W-L	Score	Opponent	Attendance	RUSHING	No.	Yds.	Avg.	Long	TD
Sept 2	W	10-0	Cincinnati	74,788	Armstrong	108	453	4.2	26	2
Sept 6	L	9-13	Los Angeles	74,884	Jensen	106	400	3.8	30	1
Sept 16	W	20-17	at Atlanta (OT)	57,677	Lytle	102	371	3.6	19	4
Sept 23	W	37-34	Seattle	74,879	Keyworth	81	323	4.0	17	1
Sept 30	L	3-27	at Oakland	52,632	Preston	43	169	3.9	18	1
Oct 7	W	7-0	San Diego	74,997	Canada	36	143	4.0	17	0
Oct 14	W	24-10	at Kansas City	74,292	Weese	18	116	6.4	20	3
Oct 22	L	7-42	at Pittsburgh	49,699	Prestridge	1	29	29.0	29	0
Oct 28	W	20-3	Kansas City	74,908	Morton	23	13	0.6	7	1
Nov 4	W	10-3	New Orleans	74,482	Upchurch	3	17	5.7	18	0
Nov 11	W	45-10	New England	74,379	Dixon	3	9	3.0	7	0
Nov 18	W	38-28	at San Francisco	42,910	Odoms	1	-7	-7.0	-7	0
Nov 25	L	10-14	Oakland	74,186	<b>BRONCOS</b>	<b>525</b>	<b>2036</b>	<b>3.8</b>	<b>30</b>	<b>13</b>
Dec 2	W	19-16	at Buffalo	37,886	<b>OPPONENTS</b>	<b>502</b>	<b>1693</b>	<b>3.4</b>	<b>72</b>	<b>16</b>
Dec 6	L	23-28	at Seattle	60,038	<b>RECEIVING</b>	<b>No.</b>	<b>Yds.</b>	<b>Avg.</b>	<b>Long</b>	<b>TD</b>
Dec 17	L	7-17	at San Diego	51,906	Upchurch	64	937	14.6	47	7

TEAM STATISTICS	Den	Opp
TOTAL FIRST DOWNS	306	273
Rushing	130	100
Passing	149	146
Penalty	27	27
3RD DOWN: MADE/ATT	77/222	95/248
3rd Down Pct.	34.7	38.3
TOTAL NET YARDS	5142	4852
Avg. Per Game	321.4	303.3
Total Plays	1044	1033
Avg. Per Play	4.9	4.7
NET YARDS RUSHING	2040	1693
Avg. Per Game	127.5	105.8
Total Rushes	524	502
NET YARDS PASSING	3102	3159
Avg. Per Game	193.9	197.4
Sacked/Yards Lost	44/331	19/162
Gross Yards	3433	3321
Att./Completions	476/296	512/296
Completion Pct.	54.6	57.8
Had Intercepted	23	19
PUNTS/AVERAGE	89/39.9	88/42.1
NET PUNTING AVG	33.0	34.1
PENALTIES/YARDS	116/1006	118/1033
FUMBLES/BALL LOST	35/19	30/19
TOUCHDOWNS	36	31
Rushing	13	16
Passing	18	11
Returns	5	4
TOTAL POINTS	289	262

SCORE BY PERIODS	1	2	3	4	OT	Total
BRONCOS	64	83	99	40	3	289
OPPONENTS	37	107	44	74	0	262

SCORING	TD	Ru	Pa	Rt	PAT	FG	S	PTS
Turner	0	0	0	0	32/34	13/21	0	71
Upchurch	7	0	7	0	0/0	0/0	0	42
Moses	6	0	6	0	0/0	0/0	0	36
Lytle	4	4	0	0	0/0	0/0	0	24
Weese	3	3	0	0	0/0	0/0	0	18
Armstrong	3	2	1	0	0/0	0/0	0	18
Preston	2	1	1	0	0/0	0/0	0	12
Jensen	2	1	1	0	0/0	0/0	0	12
Morton	1	1	0	0	0/0	0/0	0	6
Keyworth	1	1	0	0	0/0	0/0	0	6
Odoms	1	0	1	0	0/0	0/0	0	6
Studdard	1	0	1	0	0/0	0/0	0	6
Swenson	1	0	0	1	0/0	0/0	0	6
Nairne	1	0	0	1	0/0	0/0	0	6
Thompson	1	0	0	1	0/0	0/0	0	6
Wright	1	0	0	1	0/0	0/0	0	6
Carter	1	0	0	1	0/0	0/0	0	6
TEAM	0	0	0	0	0/0	0/0	1	2
<b>BRONCOS</b>	<b>36</b>	<b>13</b>	<b>18</b>	<b>5</b>	<b>32/34</b>	<b>13/21</b>	<b>1</b>	<b>289</b>
<b>OPPONENTS</b>	<b>31</b>	<b>16</b>	<b>11</b>	<b>4</b>	<b>31/31</b>	<b>15/26</b>	<b>0</b>	<b>262</b>

PASSING	Att.	Comp.	Yds.	Comp.%	Yd./Att.	TD	TD%	Int.	Int.%	LG	Tkd/Yds	Rtg.
Morton	370	204	2626	55.1	7.10	16	4.3	19	5.1	64t	31/245	70.6
Weese	97	53	731	54.6	7.54	1	1.0	3	3.1	50	13/86	69.4
Penrose	5	2	44	40.0	8.80	0	0.0	1	20.0	29	0/0	70.3
Keyworth	1	0	32	100.0	32.00	1	100.0	0	0.0	32t	0/0	158.3
Preston	1	0	0	0.0	0.00	0	0.0	0	0.0	0	0/0	39.5
Upchurch	1	0	0	0.0	0.00	0	0.0	0	0.0	0	0/0	39.5
Prestridge	1	0	0	0.0	0.00	0	0.0	0	0.0	0	0/0	39.5
<b>BRONCOS</b>	<b>476</b>	<b>260</b>	<b>3433</b>	<b>54.6</b>	<b>7.21</b>	<b>18</b>	<b>3.8</b>	<b>23</b>	<b>4.8</b>	<b>64t</b>	<b>44/331</b>	<b>70.3</b>
<b>OPPONENTS</b>	<b>512</b>	<b>296</b>	<b>3321</b>	<b>57.8</b>	<b>6.49</b>	<b>11</b>	<b>2.1</b>	<b>19</b>	<b>3.7</b>	<b>65</b>	<b>19/162</b>	<b>68.8</b>

## 1979 DEFENSIVE STATS

(based on coaches' film review)

	TT	UT	A	S-YDS	I-YDS	FR
1 Gradishar	235	146	89	0-0	0-0	1
2 Swenson	163	110	53	0-0	3-0	4
3 Chavous	122	82	40	4-31	0-0	0
4 Rizzo	121	85	36	0-0	2-25	1
5 T. Jackson	107	71	36	3.5-25	1-34	2
6 Manor	102	72	30	6.5-59	0-0	1
7 Thompson	101	74	27	1-9	4-57	1
8 Carter	91	46	45	0-0	0-0	2
9 Wright	90	73	17	0-0	2-20	0
10 Foley	79	62	17	0-0	6-14	1
11 Grant	66	43	23	0.5-7	0-0	1
12 Latimer	64	44	20	1-9	0-0	1
13 Evans	59	46	13	1.5-15	0-0	0
West	59	37	22	0-0	1-26	1
15 B. Jackson	56	34	22	0-0	0-0	0
16 Nairne	46	32	14	0-0	0-0	0
17 Radford	17	9	8	1-6	0-0	1
18 Pane	6	4	2	0-0	0-0	0
19 Ryan	5	4	1	0-0	0-0	1
20 Lathrop	1	1	0	0-0	0-0	0
<b>TOTALS</b>	<b>1,590</b>	<b>1,075</b>	<b>515</b>	<b>19-161</b>	<b>19-189</b>	<b>18</b>

## 1979 GAMES STARTED

OFFENSE	DEFENSE
QB Morton, Craig	10 DE Chavous, Barney
QB Weese, Norris	6 DE Manor, Brison
RB Armstrong, Otis	1 NT Carter, Rubin
RB Jensen, Jim	7 NT Latimer, Don
RB Keyworth, Jon	9 LB Evans, Larry
RB Lytle, Rob	12 LB Gradishar, Randy
RB Preston, Dave	3 LB Jackson, Tom
WR Moses, Haven	16 LB Nairne, Rob
WR Upchurch, Rick	16 LB Rizzo, Joe
TE Egloff, Ron	4 LB Swenson, Bob
TE Odoms, Riley	12 CB Foley, Steve
C Bryan, Billy	16 CB Wright, Louis
T Minor, Claude	16 S Jackson, Bernard
T Studdard, Dave	16 S Thompson, Billy
G Glassic, Tom	16 S West, Charlie
G Howard, Paul	16

## 1979 COACHES

Red Miller (Head Coach), Marv Braden (Special Teams), Joe Collier (Defensive Coordinator), Whitley Dovell (Offensive Line), Stan Jones (Defensive Line), Richie McCabe (Defensive Backs), Babe Parilli (Quarterbacks), Fran Polstoof (Wide Receivers), Paul Roach (Offensive Backfield), Bob Zeman (Linebackers).

## 1979 LEADERS / RANKINGS

INDIVIDUAL	PLAYER	NO.	AFC RANK	NFL RANK	NFL LEADER	NO.
Points	Turner	71	11	18	Smith (NE)	115
Rushing Yards	Armstrong	453	22	44	Campbell (HOU)	1,697
Passing Yards	Morton	2,626	10	16	Fouts (SD)	4,082
Passer Rating	Morton	70.7	11	16	Staubach (DAL)	92.3
Receiving Yards	Moses	943	9	15	Largent (SEA)	1,237
Receptions	Upchurch	64	5	9	Washington (BAL)	82
Interceptions	Foley	6	4t	6t	Reinhardt (HOU)	12

OFFENSE	NO.	AFC RANK	NFL RANK	NFL LEADER	NO.
Points Per Game	18.1	11	20	Pittsburgh	26.0
Total Yards Per Game	321.4	8	12	Pittsburgh	391.1
Yards Per Play	4.9	6	9	Pittsburgh	5.8
Rushing Yards Per Game	127.5	9	18	New York Jets	165.4
Net Passing Yards Per Game	193.9	9	13	San Diego	244.7

DEFENSE	NO.	AFC RANK	NFL RANK	NFL LEADER	NO.
Points Per Game	16.4	3t	5t	Tampa Bay	14.8
Total Yards Per Game	303.3	5	10	Tampa Bay	246.8
Yards Per Play	4.7	5	11	Tampa Bay	3.9
Rushing Yards Per Game	105.8	1	1	Denver	105.8
Net Passing Yards Per Game	197.4	11	23	Tampa Bay	129.8

## 1979 NFL STANDINGS

AFC EAST	W	L	T	Pct	PF	PA
Team						
y-Miami	10	6	0	.625	341	257
New England	9	7	0	.563	411	326
New York Jets	8	8	0	.500	337	383
Buffalo	7	9	0	.438	268	279
Baltimore	5	11	0	.313	271	351

AFC CENTRAL	W	L	T	Pct	PF	PA
Team						
y-Pittsburgh	12	4	0	.750	416	262
x-Houston	11	5	0	.688	362	331
Cleveland	9	7	0	.563	359	352
Cincinnati	4	12	0	.250	337	421

AFC WEST	W	L	T	Pct	PF	PA
Team						
*y-San Diego	12	4	0	.750	411	246
<b>x-Denver</b>	<b>10</b>	<b>6</b>	<b>0</b>	<b>.625</b>	<b>289</b>	<b>262</b>
Seattle	9	7	0	.563	378	372
Oakland	9	7	0	.563	365	337
Kansas City	7	9	0	.438	238	262

NFC EAST	W	L	T	Pct	PF	PA
Team						
*y-Dallas	11	5	0	.688	371	313
x-Philadelphia	11	5	0	.688	339	282
Washington	10	6	0	.625	348	295
New York Giants	6	10	0	.375	237	323
St. Louis	5	11	0	.313	307	358

NFC CENTRAL	W	L	T	Pct	PF	PA
Team						
y-Tampa Bay	10	6	0	.625	273	237
x-Chicago	10	6	0	.625	306	249
Minnesota	7	9	0	.438	259	337
Green Bay	5	11	0	.313	246	316
Detroit	2	14	0	.125	219	365

NFC WEST	W	L	T	Pct	PF	PA
Team						
y-Los Angeles	9	7	0	.563	323	309
New Orleans	8	8	0	.500	370	360
Atlanta	6	10	0	.375	300	388
San Francisco	2	14	0	.125	308	416

x - Wild Card Qualifier; y - Division Title; \* - Home-field Advantage

## WILD CARD PLAYOFF GAMES

12/23 - at Houston 13, Denver 7  
12/23 - at Philadelphia 27, Chicago 17

## DIVISIONAL PLAYOFF GAMES

12/29 - Houston 17, at San Diego 14  
12/29 - at Tampa Bay 24, Philadelphia 17  
12/30 - at Pittsburgh 34, Miami 14  
12/30 - Los Angeles 21, at Dallas 19

## CONFERENCE CHAMPIONSHIPS

1/6 - at Pittsburgh 27, Houston 13  
1/6 - Los Angeles 9, at Tampa Bay 0

## SUPER BOWL XIV (PASADENA, CALIF.)

1/20 - Pittsburgh 31, Los Angeles 19



## 1978 FINAL STATISTICS (10-6)

Head Coach: Red Miller AFC West: 1st Home Stadium: Mile High Stadium

Date	W-L	Score	Opponent	Attendance	RUSHING	No.	Yds.	Avg.	Long	TD
Sept 3	W	14-6	Oakland	74,904	Perrin	108	455	4.2	28	4
Sept 11	L	9-12	at Minnesota (OT)	46,508	Keyworth	112	444	4.0	30	3
Sept 17	W	27-14	San Diego	74,983	Armstrong	112	381	3.4	20	1
Sept 24	W	23-17	at Kansas City (OT)	60,593	Canada	79	365	4.6	47	3
Oct 1	W	28-7	Seattle	74,989	Lytle	81	341	4.2	25	2
Oct 8	L	0-23	at San Diego	50,077	Preston	66	296	4.5	16	1
Oct 16	W	16-7	Chicago	75,008	Morton	17	71	4.2	12	0
Oct 22	L	6-7	at Baltimore	54,057	Weese	17	48	2.8	8	1
Oct 29	W	20-17	at Seattle (OT)	62,948	Upchurch	5	31	6.2	11	0
Nov 5	L	28-31	New York Jets	74,983	Foley	1	14	14.0	14	0
Nov 12	W	19-7	at Cleveland	70,856	Odoms	1	5	2.5	7	0
Nov 19	W	16-3	Green Bay	74,965	Penrose	1	0	0.0	0	0
Nov 23	L	14-17	at Detroit	71,785	BRONCOS	601	2451	4.0	47	15
Dec 3	W	21-6	at Oakland	53,932	OPPONENTS	549	1979	3.6	76	12
Dec 10	W	24-3	Kansas City	74,149						
Dec 16	L	17-21	Pittsburgh	74,104						

TEAM STATISTICS	Den	Opp
TOTAL FIRST DOWNS	294	251
Rushing	129	106
Passing	137	120
Penalty	28	25
3RD DOWN: MADE/ATT	81/226	88/249
3rd Down Pct.	35.8	35.3
TOTAL NET YARDS	4829	4448
Avg. Per Game	301.8	278.0
Total Plays	1039	1016
Avg. Per Play	4.6	4.4
NET YARDS RUSHING	2451	1979
Avg. Per Game	143.2	123.7
Total Rushes	601	549
NET YARDS PASSING	2378	2469
Avg. Per Game	148.6	154.3
Sacked/Yards Lost	48/332	30/243
Gross Yards	2710	2712
Att./Completions	391/217	438/246
Completion Pct.	55.5	56.2
Had Intercepted	17	31
PUNTS/AVERAGE	96/36.4	88/39.9
NET PUNTING AVG	32.8	29.9
PENALTIES/YARDS	132/1092	114/894
FUMBLES/BALL LOST	28/17	28/13
TOUCHDOWNS	36	21
Rushing	15	12
Passing	17	9
Returns	4	0
TOTAL POINTS	282	198

SCORE BY PERIODS	1	2	3	4	OT	Total
BRONCOS	58	55	71	89	9	282
OPPONENTS	44	75	50	26	3	198

SCORING	TD	Ru	Pa	Rt	PAT	FG	S	PTS
Turner	0	0	0	0	31/35	11/22	0	64
Odoms	6	0	6	0	0/0	0/0	0	36
Perrin	5	4	1	0	0/0	0/0	0	30
Moses	5	0	5	0	0/0	0/0	0	30
Keyworth	4	3	1	0	0/0	0/0	0	24
Canada	3	3	0	0	0/0	0/0	0	18
Armstrong	2	1	1	0	0/0	0/0	0	12
Upchurch	2	0	1	1	0/0	0/0	0	12
Lytle	2	2	0	0	0/0	0/0	0	12
Preston	2	1	1	0	0/0	0/0	0	12
Weese	1	1	0	0	0/0	0/0	0	6
Thompson	1	0	0	1	0/0	0/0	0	6
Gradishar	1	0	0	1	0/0	0/0	0	6
T. Jackson	1	0	0	1	0/0	0/0	0	6
Egloff	1	0	1	0	0/0	0/0	0	6
Alzado	0	0	0	0	0/0	0/0	1	2
BRONCOS	36	15	17	4	31/35	11/22	1	282
OPPONENTS	21	12	9	0	21/21	17/27	0	198

PASSING	Att.	Comp.	Yds.	Cmp.%	Yd./Att.	TD	TD%	Int.	Int.%	LG	Tkd/Yds	Rtg.
Morton	267	146	1802	54.7	6.75	11	4.1	8	3.0	42t	36/238	76.9
Weese	87	55	723	63.2	8.31	4	4.6	5	5.7	31	12/94	80.9
Penrose	37	16	185	43.2	5.00	2	5.4	4	10.8	29	0/0	37.3
BRONCOS	391	217	2710	55.5	6.93	17	4.3	17	4.3	42t	48/332	73.6
OPPONENTS	438	246	2712	56.2	6.19	9	2.1	31	7.1	75t	30/243	52.1

RECEIVING	No.	Yds.	Avg.	Long	TD
Odoms	54	829	15.4	42t	6
Moses	37	744	20.1	42	5
Dolbin	24	284	11.8	21	0
Preston	24	199	8.3	21	1
Keyworth	21	166	7.9	20	1
Upchurch	17	210	12.4	29t	1
Armstrong	12	98	8.2	19	1
Perrin	10	54	5.4	13	1
Canada	6	37	6.2	12	0
Lytle	6	37	6.2	10	0
Egloff	4	33	8.3	15	1
Kinney	1	23	23.0	23	0
Turner	1	4	-4.0	-4	0
BRONCOS	217	2710	12.4	42	17
OPPONENTS	246	2712	11.0	75t	9

INTERCEPTIONS	No.	Yds.	Avg.	Long	TD
B. Jackson	6	128	21.2	38	0
Foley	6	84	14.0	30	0
Gradishar	4	19	4.8	8	0
Thompson	4	0	0.0	0	0
T. Jackson	3	28	9.3	28t	1
Rizzo	3	10	3.3	10	0
Turk	2	36	18.0	22	0
Wright	2	2	1.0	2	0
Swenson	1	0	0.0	0	0
BRONCOS	31	307	9.9	38	1
OPPONENTS	17	195	11.5	61	0

PUNTING	No.	Yds.	Avg.	TB	In20	Long	B
Dilts	96	3494	36.4	6	23	73	0
OPPONENTS	88	3510	39.9	15	14	60	2

PUNT RETURNS	No.	FC	Yds.	Avg.	Long	TD
Upchurch	36	2	493	13.7	75t	1
Preston	10	0	68	6.8	23	0
West	3	2	20	6.7	12	0
Thompson	1	0	3	3.0	3	0
Pane	1	0	-2	-2.0	1	0
BRONCOS	51	4	582	11.4	75t	1
OPPONENTS	47	21	226	4.8	55	0

KICKOFF RETURNS	No.	Yds.	Avg.	Long	TD
Perrin	12	256	21.3	33	0
B. Jackson	9	209	23.2	40	0
Upchurch	8	222	27.8	41	0
Preston	7	154	22.0	32	0
Keyworth	2	24	12.0	13	0
Pane	1	29	29.0	29	0
West	1	24	24.0	24	0
Schultz	1	20	20.0	20	0
Turk	1	14	14.0	14	0
BRONCOS	42	952	22.6	41	0
OPPONENTS	52	1223	23.5	51	0

FIELD GOAL BREAKDOWN	Distance	1-19	20-29	30-39	40-49	50+	Total
Turner	1/1	3/4	3/7	4/8	0/2	1/22	11/22
OPPONENTS	2/3	8/9	4/7	3/8	0/0	0/0	17/27

SACKS: Alzado 9, Carter 6.5, Chavous 4, T. Jackson 3, Latimer 2, Rizzo 2, Swenson 1.5, Grant 1.5, Nairne 1, Manor 0.5, TOTAL 31.0

## 1978 DEFENSIVE STATS

(based on coaches' film review)

	TT	UT	A	S-YDS	I-YDS	FR
1 Gradishar	286	196	90	0-0	4-19	2
2 Swenson	174	104	70	1.5-8	1-0	1
3 Carter	142	83	59	6.5-43	0-0	1
Rizzo	142	78	64	2-0	3-10	1
5 T. Jackson	126	67	59	3-23	3-28	0
6 Chavous	121	66	55	4-35.5	0-0	0
7 Alzado	118	77	41	9-68.5	0-0	0
8 Thompson	107	75	32	0-0	4-0	2
9 B. Jackson	91	60	31	0-0	6-128	0
10 Wright	77	59	18	0-0	2-2	2
11 Foley	56	47	9	0-0	6-84	0
12 Manor	47	29	18	0.5-9	0-0	0
13 Latimer	42	32	10	2-21	0-0	0
14 Nairne	35	19	16	1-8	0-0	0
15 Turk	29	17	12	0-0	2-36	0
Grant	29	16	13	1.5-18	0-0	2
17 Smith	25	11	14	0-0	0-0	1
18 Evans	18	10	8	0-0	0-0	0
19 West	17	6	11	0-0	0-0	0
TOTALS	1,682	1,052	630	31-234	31-307	12

## 1978 GAMES STARTED

OFFENSE	DEFENSE
QB Morten, Craig	13 DE Alzado, Lyle
QB Penrose, Craig	2 DE Chavous, Barney
QB Weese, Norris	1 NT Carter, Rubin
RB Armstrong, Otis	9 LB Gradishar, Randy
RB Keyworth, Jon	16 LB Jackson, Tom
RB Lytle, Rob	7 LB Nairne, Bob
WR Dolbin, Jack	14 LB Rizzo, Joe
WR Moses, Haven	16 LB Swenson, Bob
TE Moore, Bob	2 LB Turk, Godwin
TE Odoms, Riley	16 CB Foley, Steve
C Bryan, Billy	12 CB Wright, Louis
C Maples, Bobby	5 S Jackson, Bernard
T Bain, Bill	1 S Thompson, Billy
T Minor, Claudie	16
T Neville, Tom	15
G Glassic, Tom	10
G Howard, Paul	13
G Hyde, Glenn	5
G Schindler, Steve	3

## 1978 COACHES

Red Miller (Head Coach), Marv Braden (Special Teams), Joe Collier (Defensive Coordinator), Ken Gray (Offensive Line), Stan Jones (Defensive Line), Richie McCabe (Defensive Backs), Babe Parilli (Quarterbacks), Fran Polsto (Wide Receivers), Paul Roach (Offensive Backfield), Bob Zeman (Linebackers).

## 1978 LEADERS / RANKINGS

INDIVIDUAL	PLAYER	NO.	AFC RANK	NFL RANK	NFL LEADER	NO.
Points	Turner	64	14	24t	Corral (LA)	118
Rushing Yards	Perrin	455	28	55	Campbell (HOU)	1,450
Passing Yards	Morton	1,802	12	23	Tarkenton (MIN)	3,468
Passer Rating	Morton	76.9	5	7	Staubach (DAL)	84.9
Receiving Yards	Odoms	829	6	10	Largent (SEA)	1,168
Receptions	Odoms	54	6	12	Young (MIN)	88
Interceptions	Foley/B. Jackson	6	2t	5t	Darden (CLE)	10

OFFENSE	NO.	AFC RANK	NFL RANK	NFL LEADER	NO.
Points Per Game	17.6	11	15	Dallas	24.0
Total Yards Per Game	301.8	10	14	New England	372.8
Yards Per Play	4.6	12t	16t	New England	5.5
Rushing Yards Per Game	143.2	5	8	New England	197.8
Net Passing Yards Per Game	148.6	9	17	San Diego	222.9

DEFENSE	NO.	AFC RANK	NFL RANK	NFL LEADER	NO.
Points Per Game	12.4	2	2	Pittsburgh	12.2
Total Yards Per Game	278.0	2	6	Los Angeles	243.3
Yards Per Play	4.4	2	6t	Los Angeles	4.1
Rushing Yards Per Game	123.7	3	6	Dallas	107.6
Net Passing Yards Per Game	154.3	2	8	Buffalo	134.8

## 1978 NFL STANDINGS

### AFC EAST

Team	W	L	T	Pct	PF	PA
y-New England	11	5	0	.688	358	286
x-Miami	11	5	0	.688	372	254
New York Jets	8	8	0	.500	359	364
Buffalo	5	11	0	.313	302	354
Baltimore	5	11	0	.313	239	421

### AFC CENTRAL

Team	W	L	T	Pct	PF	PA
*y-Pittsburgh	14	2	0	.875	356	195
x-Houston	10	6	0	.625	283	298
Cleveland	8	8	0	.500	334	356
Cincinnati	4	12	0	.250	252	284

### AFC WEST

Team	W	L	T	Pct	PF	PA
y-Denver	10	6	0	.625	282	198
Oakland	9	7	0	.563	311	283
Seattle	9	7	0	.563	345	358
San Diego	9	7	0	.563	355	309
Kansas City	4	12	0	.250	243	327

## 1977 FINAL STATISTICS (12-2)

Head Coach: Red Miller AFC West: 1st Home Stadium: Mile High Stadium

Date	W-L	Score	Opponent	Attendance	RUSHING	No.	Yds.	Avg.	Long	TD
Sept 18	W	7-0	St. Louis	75,002	Armstrong	130	489	3.8	35	4
Sept 25	W	26-6	Buffalo	74,737	Perrin	110	456	4.1	62	3
Oct 2	W	24-13	at Seattle	53,108	Lytle	104	408	3.9	21	1
Oct 9	W	23-7	Kansas City	74,718	Keyworth	83	311	3.7	16	1
Oct 16	W	30-7	at Oakland	53,616	Jensen	40	143	3.6	12	1
Oct 23	W	24-13	at Cincinnati	54,395	Morton	31	125	4.0	15	4
Oct 30	L	14-24	Oakland	75,007	Weese	11	56	5.1	21	1
Nov 6	W	21-7	Pittsburgh	74,967	Penrose	4	24	6.0	17	0
Nov 13	W	17-14	at San Diego	45,211	Upchurch	1	19	19.0	19t	1
Nov 20	W	14-7	at Kansas City	54,050	Dolbin	2	12	6.0	14	0
Nov 27	W	27-13	Baltimore	74,939	Klick	1	1	1.0	1	0
Dec 4	W	24-14	at Houston	46,875	Dilts	1	0	0.0	0	0
Dec 11	W	17-9	San Diego	74,905	Moses	5	-1	-0.2	8	0
Dec 18	L	6-14	at Dallas	63,752	<b>BRONCOS</b>	<b>523</b>	<b>2043</b>	<b>3.9</b>	<b>62</b>	<b>16</b>
					<b>OPPONENTS</b>	<b>470</b>	<b>1531</b>	<b>3.3</b>	<b>65</b>	<b>5</b>

TEAM STATISTICS	Den	Opp
TOTAL FIRST DOWNS	223	217
Rushing	101	77
Passing	107	123
Penalty	15	17
3RD DOWN: MADE/ATT	72/120	71/221
3rd Down Pct.	34.3	32.1
TOTAL NET YARDS	3906	3775
Avg. Per Game	279.0	269.6
Total Plays	886	931
Avg. Per Play	4.4	4.1
NET YARDS RUSHING	2043	1531
Avg. Per Game	145.9	109.4
Total Rushes	523	470
Avg. Per Rush	3.9	3.3
NET YARDS PASSING	1863	2244
Avg. Per Game	133.1	160.3
Sacked/Yards Lost	50/402	35/312
Gross Yards	2265	2556
Att./Completions	314/163	426/235
Completion Pct.	51.9	55.2
Had Intercepted	12	25
PUNTS/AVERAGE	91/39.2	95/40.7
NET PUNTING AVG	33.7	31.3
PUNT RETURNS/AVG	58/12.3	54/7.4
KICKOFF RETURNS/AVG	34/21.5	50/21.7
INTERCEPTIONS/RET.	25/19.6	12/14.3
PENALTIES/YARDS	91/883	97/718
FUMBLES/BALL LOST	28/15	27/14
TOUCHDOWNS	34	18
Rushing	16	5
Passing	15	11
Returns	3	2
EXTRA POINTS/ATTEMPTS	31/34	16/18
FIELD GOALS/ATTEMPTS	13/19	8/22
TOTAL POINTS	274	148

SCORE BY PERIODS	1	2	3	4	OT	Total
BRONCOS	68	72	60	74	0	274
OPPONENTS	45	46	40	17	0	148

SCORING	TD	Ru	Pa	Rt	PAT	FG	S	PTS
Turner	1	0	1	0	31/34	13/19	0	76
Armstrong	4	4	0	0	0/0	0/0	0	24
Moses	4	0	4	0	0/0	0/0	0	24
Morton	4	4	0	0	0/0	0/0	0	24
Perrin	4	3	1	0	0/0	0/0	0	24
Upchurch	4	1	2	1	0/0	0/0	0	24
Dolbin	3	0	3	0	0/0	0/0	0	18
Odoms	3	0	3	0	0/0	0/0	0	18
Lytle	2	1	1	0	0/0	0/0	0	12
Wright	1	0	0	1	0/0	0/0	0	6
Keyworth	1	1	0	0	0/0	0/0	0	6
Jensen	1	1	0	0	0/0	0/0	0	6
Weese	1	1	0	0	0/0	0/0	0	6
Jackson	1	0	0	1	0/0	0/0	0	6
<b>BRONCOS</b>	<b>34</b>	<b>16</b>	<b>15</b>	<b>3</b>	<b>31/34</b>	<b>13/19</b>	<b>0</b>	<b>274</b>
<b>OPPONENTS</b>	<b>18</b>	<b>5</b>	<b>11</b>	<b>2</b>	<b>16/18</b>	<b>8/22</b>	<b>0</b>	<b>148</b>

PASSING	Att.	Comp.	Yds.	Cmp.%	Yd./Att.	TD	TD%	Int.	Int.%	LG	Tkd/Yds	Rtg.
Morton	254	131	1929	51.6	7.59	14	5.5	8	3.1	81t	43/338	82.1
Penrose	40	21	217	52.5	5.43	0	0.0	4	10.0	35	5/49	28.9
Weese	20	11	119	55.0	5.95	1	5.0	0	0.0	31	2/15	89.4
<b>BRONCOS</b>	<b>314</b>	<b>163</b>	<b>2265</b>	<b>51.9</b>	<b>7.21</b>	<b>15</b>	<b>4.8</b>	<b>12</b>	<b>3.8</b>	<b>81t</b>	<b>50/402</b>	<b>75.6</b>
<b>OPPONENTS</b>	<b>426</b>	<b>235</b>	<b>2556</b>	<b>55.2</b>	<b>6.00</b>	<b>11</b>	<b>2.6</b>	<b>25</b>	<b>5.9</b>	<b>51</b>	<b>35/312</b>	<b>57.2</b>

## 1977 DEFENSIVE STATS

(based on coaches' film review)

	TT	UT	A	SACKS	I-YDS	FR
1 Gradishar	219	145	74	3	3-56	4
2 Swenson	135	89	46	2	1-0	0
3 Rizzo	123	72	51	1	3-49	1
4 Alzado	119	80	39	8	0-0	2
5 T. Jackson	116	77	39	4	4-95	0
6 Carter	113	71	42	6	0-0	0
7 Thompson	95	69	26	1	5-122	2
8 Chavous	82	51	31	8	0-0	0
9 Wright	77	57	20	0	3-128	0
10 B. Jackson	72	42	30	0	1-13	0
11 Foley	71	58	13	0	3-22	0
12 Grant	51	39	12	0	0-0	1
13 Manor	38	25	13	4	0-0	0
14 Smith	26	19	7	0	1-6	1
15 Turk	22	16	6	0	0-0	0
16 Polt	16	12	4	0	0-0	0
17 Evans	6	4	2	0	1-0	1
18 Pane	5	1	4	0	0-0	0
19 Nairne	2	1	1	0	0-0	0
20 Baska	1	1	0	0	0-0	0
21 Howard	0	0	0	0	0-0	1
<b>TOTALS</b>	<b>1,389</b>	<b>929</b>	<b>460</b>	<b>37</b>	<b>25-491</b>	<b>13</b>

## 1977 GAMES STARTED

OFFENSE		DEFENSE	
QB Morton, Craig	14	DE Alzado, Lyle	14
RB Armstrong, Otis	10	DE Chavous, Barney	11
RB Keyworth, Jon	9	DE Manor, Brison	1
RB Lytle, Rob	4	DE Smith, Paul	2
RB Perrin, Lonnie	5	NT Carter, Rubin	14
WR Dolbin, Jack	13	LB Gradishar, Randy	14
WR Moses, Haven	14	LB Jackson, Tom	13
WR Upchurch, Rick	1	LB Rizzo, Joe	12
TE Odoms, Riley	14	LB Swenson, Bob	14
C Montler, Mike	14	LB Turk, Godwin	3
T Maurer, Andy	13	CB Foley, Steve	13
T Minor, Claude	14	CB Pane, Chris	1
T Schindler, Steve	1	CB Wright, Louis	14
G Glassic, Tom	14	S Jackson, Bernard	13
G Howard, Paul	14	S Polti, Randy	1
		S Thompson, Billy	14

## 1977 COACHES

Red Miller (Head Coach), Marv Braden (Special Teams), Joe Collier (Defensive Coordinator), Bob Gambold (Defensive Backs), Ken Gray (Offensive Line), Stan Jones (Defensive Line), Myrel Moore (Linebackers), Babe Parilli (Quarterbacks), Fran Poltfoot (Wide Receivers), Paul Roach (Offensive Backfield).

## 1977 LEADERS / RANKINGS

INDIVIDUAL	PLAYER	NO.	AFC RANK	NFL RANK	NFL LEADER	NO.
Points	Turner	76	7	12	Mann (OAK)	99
Rushing Yards	Armstrong	489	22	40	Payton (CHI)	1,852
Passing Yards	Morton	1,929	9	13	Ferguson (BUF)	2,803
Passer Rating	Morton	82.1	2	4	Griese (MIA)	87.8
Receiving Yards	Moses	539	19	32	Burroughs (HOU)	816
Receptions	Odoms	37	18t	31t	Mitchell (BAL)	71
Interceptions	Thompson	5	10t	16t	Blackwood (BAL)	10

OFFENSE	NO.	AFC RANK	NFL RANK	NFL LEADER	NO.
Points Per Game	19.6	6	10	Oakland	25.1
Total Yards Per Game	279.0	12	17	Dallas	343.7
Yards Per Play	4.4	12t	17t	St. Louis	5.1
Rushing Yards Per Game	145.9	7	11	Chicago	200.8
Net Passing Yards Per Game	133.1	11	15	Buffalo	200.2

DEFENSE	NO.	AFC RANK	NFL RANK	NFL LEADER	NO.
Points Per Game	10.6	1	3	Atlanta	9.2
Total Yards Per Game	269.6	4	9	Dallas	229.5
Yards Per Play	4.1	1	3t	Dallas	3.7
Rushing Yards Per Game	109.4	1	1	Denver	109.4
Net Passing Yards Per Game	160.3	12	25	Atlanta	98.9

## 1977 NFL STANDINGS

AFC EAST	Team	W	L	T	Pct	PF	PA
	y-Baltimore	10	4	0	.714	295	221
	Miami	10	4	0	.714	313	197
	New England	9	5	0	.643	278	217
	Buffalo	3	11	0	.214	160	313
	New York Jets	3	11	0	.214	191	300

AFC CENTRAL	Team	W	L	T	Pct	PF	PA
	y-Pittsburgh	9	5	0	.643	283	243
	Cincinnati	8	6	0	.571	238	235
	Houston	8	6	0	.571	299	230
	Cleveland	6	8	0	.429	269	267

AFC WEST	Team	W	L	T	Pct	PF	PA
	*y-Denver	12	2	0	.857	274	148
	x-Oakland	11	3	0	.786	351	230
	San Diego	7	7	0	.500	222	205
	Seattle	5	9	0	.357	282	373
	Kansas City	2	12	0	.143	225	349

NFC EAST	Team	W	L	T	Pct	PF	PA
	*y-Dallas	12	2	0	.857	345	212
	Washington	9	5	0	.643	196	189
	St. Louis	7	7	0	.500	272	287
	Philadelphia	5	9	0	.357	220	207
	New York Giants	5	9	0	.357	181	265

NFC CENTRAL	Team	W	L	T	Pct	PF	PA
	y-Minnesota	9	5	0	.643	231	227
	x-Chicago	9	5	0	.643	255	253
	Detroit	6	8	0	.429	183	252
	Green Bay	4	10	0	.286	134	219
	Tampa Bay	2	12	0	.143	103	223

NFC WEST	Team	W	L	T	Pct	PF	PA
	y-Los Angeles	10	4	0	.714	302	146
	Atlanta	7	7	0	.500	179	129
	San Francisco	5	9	0	.357	220	260
	New Orleans	3	11	0	.214	232	336

x - Wild Card Qualifier; y - Division Title; \* - Home-field Advantage

## DIVISIONAL PLAYOFF GAMES

12/24 - Oakland 37, at Baltimore 31 (OT)

12/24 - at Denver 34, Pittsburgh 21

12/26 - at Dallas 37, Chicago 7

12/26 - Minnesota 14, at Los Angeles 7

## CONFERENCE CHAMPIONSHIPS

1/1 - at Denver 20, Oakland 17

1/1 - at Dallas 23, Minnesota 6

## SUPER BOWL XII (NEW ORLEANS)

1/15 - Dallas 27, Denver 10

## 1976 FINAL STATISTICS (9-5)

Head Coach: John Ralston AFC West: 2nd Home Stadium: Mile High Stadium

Date	W-L	Score	Opponent	Attendance	RUSHING	No.	Yds.	Avg.	Long	TD
Sept 12	L	7-17	at Cincinnati	53,464	Armstrong	247	1008	4.1	31	5
Sept 19	L	46-3	New York Jets	62,519	Keyworth	122	349	2.9	13	3
Sept 26	W	44-13	Cleveland	62,758	Weese	23	142	6.2	20	0
Oct 3	W	26-0	San Diego	62,486	Perrin	37	118	3.2	14	2
Oct 10	L	3-17	at Houston	47,928	Klick	31	114	3.7	19	1
Oct 17	L	10-17	Oakland	63,241	Upchurch	6	71	11.8	25	1
Oct 24	W	35-26	at Kansas City	57,961	Ramsey	13	51	3.9	15	0
Oct 31	L	6-19	at Oakland	52,169	Odoms	3	36	12.0	15t	2
Nov 7	W	48-13	Tampa Bay	62,503	Franchowiak	12	25	2.1	7	0
Nov 14	W	17-0	at San Diego	32,017	Van Heusen	1	20	20.0	20	0
Nov 21	W	14-13	New York Giants	62,961	Dolbin	2	5	2.5	8	0
Nov 28	L	14-38	at New England	61,128	Penrose	2	-3	-1.5	-1	0
Dec 5	W	17-16	Kansas City	57,995	Moses	1	-4	-4.0	-4	0
Dec 12	W	28-14	at Chicago	44,459	<b>BRONCOS</b>	<b>500</b>	<b>1932</b>	<b>3.9</b>	<b>31</b>	<b>14</b>
					<b>OPPONENTS</b>	<b>496</b>	<b>1709</b>	<b>3.4</b>	<b>26</b>	<b>14</b>

TEAM STATISTICS	Den	Opp
TOTAL FIRST DOWNS	239	222
Rushing	106	90
Passing	114	104
Penalty	19	28
3RD DOWN: MADE/ATT	69/193	73/222
3rd Down Pct.	35.8	32.9
TOTAL NET YARDS	4136	3734
Avg. Per Game	295.4	266.7
Total Plays	901	919
Avg. Per Play	4.6	4.1
NET YARDS RUSHING	1932	1709
Avg. Per Game	138.0	122.1
Total Rushes	400	496
Avg. Per Rush	3.9	3.4
NET YARDS PASSING	2204	2025
Avg. Per Game	157.4	144.6
Sacked/Yards Lost	48/306	32/240
Gross Yards	2510	2265
Att./Completions	353/168	391/214
Completion Pct.	47.6	54.7
Had Intercepted	22	24
PUNTS/AVERAGE	84/35.1	91/37.3
NET PUNTING AVG	29.9	28.5
PUNT RETURNS/AVG	51/12.5	43/8.7
KICKOFF RETURNS/AVG	46/23.4	50/24.1
MISC. RETURNS/AVG	12/5.7	6/0.9
INTERCEPTIONS/RET.	24/19.0	22/11.8
PENALTIES/YARDS	105/986	88/715
FUMBLES/BALL LOST	23/12	23/13
TOUCHDOWNS	39	25
Rushing	14	14
Passing	15	8
Returns	10	3
EXTRA POINTS/ATT	36/39	20/25
FIELD GOALS/ATT	15/21	12/27
TOTAL POINTS	315	206

SCORE BY PERIODS	1	2	3	4	OT	Total
<b>BRONCOS</b>	70	71	88	86	0	315
<b>OPPONENTS</b>	30	87	36	83	0	206

SCORING	TD	Ru	Pa	Rt	PAT	FG	S	PTS
Turner	0	0	0	0	36/39	15/21	0	81
Moses	7	0	7	0	0/0	0/0	0	42
Armstrong	6	5	1	0	0/0	0/0	0	36
Upchurch	6	1	1	4	0/0	0/0	0	36
Odoms	5	2	3	0	0/0	0/0	0	30
Keyworth	4	3	1	0	0/0	0/0	0	24
Klick	2	2	1	0	0/0	0/0	0	12
Perrin	2	2	0	0	0/0	0/0	0	12
Rowser	2	0	0	2	0/0	0/0	0	12
Dolbin	1	0	1	0	0/0	0/0	0	6
Jackson	1	0	0	1	0/0	0/0	0	6
Polt	1	0	0	1	0/0	0/0	0	6
Gradishar	1	0	0	1	0/0	0/0	0	6
Jones	1	0	0	1	0/0	0/0	0	6
<b>BRONCOS</b>	<b>39</b>	<b>14</b>	<b>15</b>	<b>10</b>	<b>36/39</b>	<b>15/21</b>	<b>0</b>	<b>315</b>
<b>OPPONENTS</b>	<b>25</b>	<b>14</b>	<b>8</b>	<b>3</b>	<b>20/25</b>	<b>12/28</b>	<b>0</b>	<b>206</b>

RECEIVING	No.	Yds.	Avg.	Long	TD
Armstrong	39	457	11.7	36t	1
Odoms	30	477	15.9	47	3
Moses	25	498	19.9	71t	7
Keyworth	22	201	9.1	31	1
Dolbin	19	354	18.6	40	1
Upchurch	12	340	28.3	59t	1
Klick	10	78	7.8	19	1
Franchowiak	4	42	10.5	11	0
Perrin	4	35	8.8	15	0
Schultz	2	29	14.5	16	0
Lyons	1	-1	-1.0	-1	0
<b>BRONCOS</b>	<b>168</b>	<b>2510</b>	<b>14.9</b>	<b>71t</b>	<b>15</b>
<b>OPPONENTS</b>	<b>214</b>	<b>2265</b>	<b>10.6</b>	<b>58</b>	<b>8</b>

INTERCEPTIONS	No.	Yds.	Avg.	Long	TD
Jackson	7	136	19.4	46t	1
Rowser	4	104	26.0	41t	2
Foley	4	95	23.8	34	0
Gradishar	3	44	14.7	31t	1
Swenson	2	26	13.0	26	0
Jones	2	7	3.5	7	0
Rizzo	1	8	8.0	8	0
Polt	1	0	0.0	0	0
Wright	0	*32		32	0
<b>BRONCOS</b>	<b>24</b>	<b>452</b>	<b>18.8</b>	<b>65</b>	<b>4</b>
<b>OPPONENTS</b>	<b>22</b>	<b>260</b>	<b>11.8</b>	<b>38</b>	<b>0</b>

\*return yardage gained by lateral

PUNTING	No.	Yds.	Avg.	TB	In20	Long
Weese	52	1852	35.6	1	5	55
Van Heusen	31	1093	35.3	2	4	52
<b>BRONCOS</b>	<b>*84</b>	<b>2945</b>	<b>35.1</b>	<b>3</b>	<b>9</b>	<b>55</b>
<b>OPPONENTS</b>	<b>91</b>	<b>3391</b>	<b>37.3</b>	<b>8</b>	<b>23</b>	<b>64</b>

\*Includes one team punt for 0 yards

PUNT RETURNS	No.	FC	Yds.	Avg.	Long	TD
Upchurch	39	3	536	13.7	92t	4
Thompson	6	0	60	10.0	20	0
Foley	5	0	42	8.4	16	0
Schultz	1	2	2	2.0	2	0
<b>BRONCOS</b>	<b>51</b>	<b>5</b>	<b>640</b>	<b>12.5</b>	<b>92t</b>	<b>4</b>
<b>OPPONENTS</b>	<b>43</b>	<b>1</b>	<b>372</b>	<b>8.7</b>	<b>64t</b>	<b>1</b>

KICKOFF RETURNS	No.	Yds.	Avg.	Long	TD
Perrin	14	391	27.9	43	0
Schultz	3	82	27.3	38	0
Upchurch	22	514	23.4	64	0
Hyde	1	17	17.0	17	0
Brown	3	41	13.7	14	0
Franchowiak	2	22	11.0	14	0
Goodman	1	8	8.0	8	0
<b>BRONCOS</b>	<b>46</b>	<b>1075</b>	<b>23.4</b>	<b>64</b>	<b>0</b>
<b>OPPONENTS</b>	<b>50</b>	<b>1206</b>	<b>24.1</b>	<b>43</b>	<b>0</b>

FIELD GOAL BREAKDOWN	Distance	1-19	20-29	30-39	40-49	50+
Turner	1/1	7/8	4/5	3/7	—	—
<b>OPPONENTS</b>	<b>1/2</b>	<b>4/6</b>	<b>3/7</b>	<b>4/11</b>	<b>0/2</b>	<b>0/2</b>

TURNER: (20G,30G) (47G) (40W,47G,25G,36G, 27G) (31G,49S) ( ) (21G,28G) (19G,33G) (44B, 42G) (44S) ( ) (38B,20G) (27HU)

SACKS: Chavous 8, Gradishar 7, Carter 4, T. Jackson 4, P. Smith 3, Hammond 1, Jones 1, Swenson 1, Rizzo 1, Moore 1, Dolbin 1, TOTAL 32.0

PASSING	Att.	Comp.	Yds.	Cmp.%	Yd./Att.	TD	TD%	Int.	Int.%	LG	Tkd/Yds	Rtg.
Ramsey	270	128	1931	47.4	7.15	11	4.1	13	4.8	71t	39/261	65.1
Weese	47	24	314	51.1	6.68	1	2.1	6	12.8	43	9/45	39.9
Penrose	36	16	265	44.4	7.36	3	8.3	3	8.3	41	0/0	62.8
<b>BRONCOS</b>	<b>353</b>	<b>168</b>	<b>2510</b>	<b>47.6</b>	<b>7.11</b>	<b>15</b>	<b>4.2</b>	<b>22</b>	<b>6.2</b>	<b>71t</b>	<b>48/306</b>	<b>59.6</b>
<b>OPPONENTS</b>	<b>391</b>	<b>214</b>	<b>2265</b>	<b>54.7</b>	<b>5.79</b>	<b>8</b>	<b>2.0</b>	<b>24</b>	<b>6.1</b>	<b>58</b>	<b>32/240</b>	<b>53.1</b>

## 1976 DEFENSIVE STATS

(based on unofficial press box statistics)

	TT	UT	A	SACKS	I-YDS	FR
1 Gradishar	137	101	36	7	3-44	1
2 Thompson	83	60	23	0	0-0	0
3 Jackson	77	58	19	4	7-136	2
4 Rizzo	76	59	17	1	1-8	0
5 Swenson	75	55	20	1	2-31	1
6 Carter	70	51	19	4	0-0	1
7 Chavous	60	44	16	8	0-0	0
8 Wright	50	39	11	0	0-0	0
9 Rowser	43	34	9	0	4-104	1
10 Foley	42	33	9	0	4-95	0
11 Turk	37	26	11	0	0-0	1
12 Smith	31	21	10	3	0-0	0
13 Jones	29	27	2	1	2-7	1
Grant	29	22	7	0	0-0	0
15 Baska	18	12	6	0	0-0	1
16 Evans	16	13	3	0	0-0	1
17 White	10	9	1	0	0-0	1
18 Moore	6	6	0	1	0-0	0
Polt	6	4	2	0	1-0	0
Pane	6	3	3	0	0-0	0
21 Hammond	5	4	1	1	0-0	0
22 Hardee	1	1	0	0	0-0	0
Dolbin	1	1	0	1	0-0	0
<b>TOTALS</b>	<b>908</b>	<b>683</b>	<b>225</b>	<b>32</b>	<b>24-425</b>	<b>11</b>

## 1976 GAMES STARTED

OFFENSE		DEFENSE	
QB Penrose, Craig	2	DE Chavous, Barney	14
QB Ramsey, Steve	12	DE Smith, Paul	10
RB Armstrong, Otis	14	DE Turk, Godwin	2
RB Franchowiak, Mike	1	DE White, Jim	1
RB Keyworth, Jon	13	DT Alzado, Lyle	1
WR Dolbin, Jack	5	DT Carter, Rubin	14
WR Moses, Haven	14	DT Grant, John	10
WR Upchurch, Rick	9	LB Gradishar, Randy	14
TE Odoms, Riley	14	LB Jackson, Tom	14
C Maples, Bobby	10	LB Rizzo, Joe	12
C Olson, Phil	4	LB Swenson, Bob	6
T Bain, Bill	13	CB Foley, Steve	6
T Minor, Claudie	14	CB Jones, Calvin	8
T Montgomery, Marv	1	CB Wright, Louis	14
G Glassic, Tom	14	S Rowser, John	14
G Lyons, Tommy	14	S Thompson, Billy	14

## 1976 COACHES

John Ralston (Head Coach), Max Coley (Offensive Coordinator/Backfield), Joe Collier (Defensive Coordinator), Kay Dalton (Wide Receivers), Bob Gambold (Defensive Backs), Mike Giddings (Asst. Offensive Line), Charley Johnson (Quarterbacks), Stan Jones (Defensive Line), Myrel Moore (Linebackers), Doc Ulrich (Offensive Line)

## 1976 LEADERS / RANKINGS

INDIVIDUAL	PLAYER	NO.	AFC RANK	NFL RANK	NFL LEADER	NO.
Points	Turner	81	6t	13	Linhart (BAL)	109
Rushing Yards	Armstrong	1,008	6	11	Simpson (BUF)	1,503
Passing Yards	Ramsey	1,931	8	13	Jones (BAL)	3,104
Passer Rating	Ramsey	65.1	9	14	Stabler (OAK)	103.4
Receiving Yards	Moses	498	18	36	Carr (BAL)	1,112
Receptions	Armstrong	39	19	33	Lane (KC)	66
Interceptions	Jackson	7	3t	6t	Jackson, M. (LA)	10

OFFENSE	NO.	AFC RANK	NFL RANK	NFL LEADER	NO.
Points Per Game	22.5	6	7	Baltimore	26.1
Total Yards Per Game	295.4	11	16	Baltimore	374.0
Yards Per Play	4.6	10t	14	Oakland	5.5
Rushing Yards Per Game	138.0	10	19	Pittsburgh	212.2
Net Passing Yards Per Game	157.4	7	12	Baltimore	209.5

DEFENSE	NO.	AFC RANK	NFL RANK	NFL LEADER	NO.
Points Per Game	14.7	2	6	Pittsburgh	9.9
Total Yards Per Game	266.7	3	8	Pittsburgh	237.4
Yards Per Play	4.1	2	5t	Pittsburgh	3.8
Rushing Yards Per Game	122.1	2	3	Pittsburgh	104.1
Net Passing Yards Per Game	144.6	4	12	Minnesota	112.5

## 1976 NFL STANDINGS

AFC EAST	Team	W
----------	------	---



## 1975 FINAL STATISTICS (6-8)

Head Coach: John Ralston AFC West: 2nd Home Stadium: Mile High Stadium

Date	W-L	Score	Opponent	Attendance	RUSHING	No.	Yds.	Avg.	Long	TD
Sept 21	W	37-33	Kansas City	51,858	Keyworth	182	725	4.0	34	3
Sept 29	W	23-13	Green Bay	52,491	Little	125	445	3.6	19	2
Oct 5	L	14-38	at Buffalo	79,798	Lynch	57	218	3.8	20	3
Oct 12	L	9-20	at Pittsburgh	49,164	Armstrong	31	155	5.0	33	0
Oct 19	W	16-15	Cleveland	52,540	Ross	42	121	2.9	21	0
Oct 26	L	13-26	at Kansas City	70,043	Upchurch	16	97	6.1	15	1
Nov 2	L	17-42	Oakland	52,330	Dolbin	5	72	14.4	25	0
Nov 9	L	16-17	Cincinnati	49,702	Hufnagel	8	47	5.9	13	0
Nov 16	W	27-17	at San Diego	26,048	Ramsey	6	38	6.3	17	0
Nov 23	L	21-35	at Atlanta	28,686	Odoms	5	27	5.4	12	0
Nov 30	W	13-10	San Diego (OT)	44,982	Van Heusen	2	26	13.0	24	0
Dec 8	L	10-17	at Oakland	51,075	Johnson	10	21	2.1	13	0
Dec 14	W	25-10	Philadelphia	36,860	Franckowiak	1	1	1.0	1	0
Dec 20	L	13-14	at Miami	43,064	<b>BRONCOS</b>	<b>490</b>	<b>1993</b>	<b>4.1</b>	<b>34</b>	<b>9</b>
					<b>OPPONENTS</b>	<b>526</b>	<b>1974</b>	<b>3.8</b>	<b>6.5</b>	<b>19</b>

TEAM STATISTICS	Den	Opp
TOTAL FIRST DOWNS	268	247
Rushing	109	121
Passing	137	104
Penalty	22	22
3RD DOWN: MADE/ATT	84/212	76/209
3rd Down Pct.	39.6	36.4
TOTAL NET YARDS	4534	4006
Avg. Per Game	323.9	286.1
Total Plays	964	901
Avg. Per Play	4.7	4.4
NET YARDS RUSHING	1993	1974
Avg. Per Game	142.4	141.0
Total Rushes	490	526
Avg. Per Rush	4.1	3.8
NET YARDS PASSING	2541	2032
Avg. Per Game	181.5	145.1
Sacked/Yards Lost	47/359	27/213
Gross Yards	2900	2245
Att./Completions	427/210	348/181
Completion Pct.	49.2	52.5
Had Intercepted	34	16
PUNTS/AVERAGE	63/39.9	76/42.1
PUNT RETURNS/AVG	41/11.5	39/13.7
KICKOFF RETURNS/AVG	59/24.5	57/22.3
MISC. RETURNS/AVG	4/68	1/6
INTERCEPTIONS/RET.	16/18.3	34/13.1
PENALTIES/YARDS	92/785	88/779
FUMBLES/BALL LOST	28/14	37/16
TOTAL POINTS	254	307
Avg. Points per Game	18.1	21.9
Touchdowns	28	35
By Rushing	9	19
By Passing	15	14
By Returns	4	2
Field Goals	21/29	21/28
Conversions	23/28	34/35

SCORE BY PERIODS	1	2	3	4	OT	Total
BRONCOS	36	86	41	88	3	254
OPPONENTS	54	81	88	84	0	307

SCORING	TD	Ru	Pa	Rt	PAT	FG	S	PTS
Turner	0	0	0	0	23/26	21/28	0	86
Keyworth	4	3	1	0	0/0	0/0	0	24
Dolbin	0	0	3	1	0/0	0/0	0	24
Little	4	2	2	0	0/0	0/0	0	24
Lynch	4	3	1	0	0/0	0/0	0	24
Odoms	4	0	3	1	0/0	0/0	0	24
Upchurch	3	1	2	0	0/0	0/0	0	18
Moses	2	0	2	0	0/0	0/0	0	12
Van Heusen	1	0	1	0	0/0	0/0	0	6
Gradishar	1	0	0	1	0/0	0/0	0	6
Smith	1	0	0	1	0/0	0/0	0	6
<b>BRONCOS</b>	<b>28</b>	<b>9</b>	<b>15</b>	<b>4</b>	<b>23/28</b>	<b>21/28</b>	<b>0</b>	<b>254</b>
<b>OPPONENTS</b>	<b>35</b>	<b>19</b>	<b>14</b>	<b>2</b>	<b>34/35</b>	<b>21/28</b>	<b>0</b>	<b>307</b>

PASSING	Att.	Comp.	Yds.	Cmp.%	Yd./Att.	Tkd/Yds	TD	TD%	Int.	Int.%	LG	Rtg.
Ramsey	233	128	1562	54.9	6.70	23/187	9	3.8	14	6.0	66t	63.4
Johnson	142	65	1021	45.8	7.19	10/179	5	3.5	12	8.5	90t	45.4
Hufnagel	51	16	287	31.4	5.62	13/84	1	2.0	8	15.7	80	18.8
Van Heusen	1	1	30	100.0	30.00	0/0	0	0.0	0	0.0	30	119.0
<b>BRONCOS</b>	<b>427</b>	<b>210</b>	<b>2900</b>	<b>49.2</b>	<b>6.79</b>	<b>47/359</b>	<b>15</b>	<b>3.5</b>	<b>34</b>	<b>8.0</b>	<b>90t</b>	<b>49.9</b>
<b>OPPONENTS</b>	<b>348</b>	<b>181</b>	<b>2245</b>	<b>52.5</b>	<b>6.45</b>	<b>27/213</b>	<b>14</b>	<b>4.0</b>	<b>16</b>	<b>4.6</b>	<b>69</b>	<b>66.6</b>

SACKS: Alzado 7, P. Smith 4.5, Chavous 4.5, Gradishar 3, T. Jackson 3, Carter 2, Grant 2, Olsen 1, TOTAL 27.0

FIELD GOAL BREAKDOWN	Distance	1-19	20-29	30-39	40-49	50+
Turner	1/1	7/9	8/10	3/6	2/3	
<b>OPPONENTS</b>	<b>2/2</b>	<b>8/9</b>	<b>4/6</b>	<b>1/3</b>	<b>1/4</b>	

KICKOFF RETURNS	No.	Yds.	Avg.	Long	TD
Upchurch	40	1084	27.1	58	0
Little	16	307	19.2	32	0
Ross	1	20	20.0	20	0
Severson	1	20	20.0	20	0
Maples	1	15	15.0	15	0
<b>BRONCOS</b>	<b>59</b>	<b>1446</b>	<b>24.5</b>	<b>58</b>	<b>0</b>
<b>OPPONENTS</b>	<b>57</b>	<b>1273</b>	<b>22.3</b>	<b>39</b>	<b>0</b>

PUNT RETURNS	No.	FC	Yds.	Avg.	Long	TD
Upchurch	27	4	312	11.6	51	0
Thompson	13	1	158	12.2	24	0
Lynch	1	0	0	0.0	0	0
<b>BRONCOS</b>	<b>41</b>	<b>5</b>	<b>470</b>	<b>11.5</b>	<b>51</b>	<b>0</b>
<b>OPPONENTS</b>	<b>39</b>	<b>4</b>	<b>534</b>	<b>13.7</b>	<b>64</b>	<b>0</b>

INTERCEPTIONS	No.	Yds.	Avg.	Long	TD
Gradishar	3	77	25.7	44	1
Thompson	2	97	48.5	49	0
Thomas	2	66	33.0	36	0
Wright	2	9	4.5	9	0
Jackson	2	0	0.0	0	0
O'Malley	1	38	38.0	0	0
Swenson	1	4	4.0	4	0
Rowser	1	2	2.0	2	0
May	1	0	0.0	0	0
Jones	1	0	0.0	0	0
<b>BRONCOS</b>	<b>16</b>	<b>293</b>	<b>18.3</b>	<b>49</b>	<b>1</b>
<b>OPPONENTS</b>	<b>34</b>	<b>447</b>	<b>13.1</b>	<b>41</b>	<b>1</b>

## 1975 DEFENSIVE STATS

(based on unofficial press box statistics)

	TT	UT	A	SACKS	I-YDS	FR
1 Gradishar	132	106	26	3	3-77	0
2 T. Jackson	92	67	25	3	2-0	0
3 Alzado	79	55	24	7	0-0	2
4 Thompson	59	51	8	0	2-97	0
5 Grant	57	44	13	2	0-0	3
6 Rizzo	54	38	16	0	0-0	0
7 Carter	52	28	24	2	0-0	0
8 P. Smith	47	34	13	4.5	0-0	1
9 Wright	43	36	7	0	2-9	0
10 Chavous	42	28	14	4.5	0-0	0
11 Rowser	37	32	5	0	1-2	1
12 Swenson	31	26	5	0	1-4	0
13 O'Malley	29	25	4	0	1-38	0
May	29	20	9	0	1-0	0
15 Jones	26	24	2	0	1-0	0
16 E. Thomas	19	14	5	0	2-66	1
17 Severson	18	11	7	0	0-0	2
18 Polt	15	7	8	0	0-0	0
19 Olsen	14	12	2	1	0-0	0
20 Maples	6	6	0	0	0-0	0
<b>TOTALS</b>	<b>881</b>	<b>664</b>	<b>217</b>	<b>27</b>	<b>16-293</b>	<b>10</b>

## 1975 GAMES STARTED

OFFENSE		DEFENSE	
QB Hufnagel, John	1	DE Carter, Rubin	7
QB Johnson, Charley	6	DE Chavous, Barney	9
QB Ramsey, Steve	7	DE Grant, John	13
RB Armstrong, Otis	3	DE Olsen, Phil	1
RB Keyworth, Jon	14	DT Alzado, Lyle	14
RB Little, Floyd	10	DT Smith, Paul	12
RB Lynch, Fran	1	LB Gradishar, Randy	14
WR Dolbin, Jack	1	LB Jackson, Tom	14
WR Moses, Haven	14	LB May, Ray	8
WR Van Heusen, Bill	13	LB Rizzo, Joe	6
TE Odoms, Riley	14	CB Jones, Calvin	8
C Maples, Bobby	14	CB/S Rowser, John	13
T Current, Mike	7	CB Thomas, Earlie	6
T Minor, Claudie	14	CB Wright, Louis	11
T Montgomery, Marv	7	S Polt, Randy	1
T Rogers, Stan	2	S Severson, Jeff	3
G Howard, Paul	14	S Thompson, Billy	14
G Lyons, Tom	10		
G Schaukowitz, Carl	2		

## 1975 COACHES

John Ralston (Head Coach), Max Coley (Offensive Coordinator/Backfield), Joe Collier (Defensive Coordinator), Kay Dalton (Wide Receivers), Jerry Frei (Offensive Line), Bob Gambold (Defensive Backs), Myrel Moore (Linebackers/Special Teams), Doc Ulrich (Defensive Line).

## 1975 LEADERS / RANKINGS

INDIVIDUAL	PLAYER	NO.	AFC RANK	NFL RANK	NFL LEADER	NO.
Points	Turner	86	6	10	Simpson (BUF)	138
Rushing Yards	Keyworth	725	9	16	Simpson (BUF)	1,817
Passing Yards	Ramsey	1,562	11	21	Anderson (CIN)	3,169
Passer Rating	Ramsey	63.4	6	12	Anderson (CIN)	93.9
Receiving Yards	Odoms	544	19t	34t	Burroughs (HOU)	1,063
Receptions	Keyworth	42	13t	26t	Foreman (MIN)	73
Interceptions	Gradishar	3	29t	54t	Blount (PIT)	11

OFFENSE	NO.	AFC RANK	NFL RANK	NFL LEADER	NO.
Points Per Game	18.1	11	17	Los Angeles	9.6
Total Yards Per Game	323.9	5	10	Minnesota	225.2
Yards Per Play	4.7	7t	12t	Los Angeles	3.9
Rushing Yards Per Game	142.4	8	13	Buffalo	212.4
Net Passing Yards Per Game	181.5	2	7	Cincinnati	231.5

DEFENSE	NO.	AFC RANK	NFL RANK	NFL LEADER	NO.
Points Per Game	21.9	7	18	Los Angeles	9.6
Total Yards Per Game	286.1	5	9	Minnesota	225.2
Yards Per Play	4.4	4t	8t	Los Angeles	3.9
Rushing Yards Per Game	141.0	6	13	Minnesota	109.4
Net Passing Yards Per Game	145.1	5	7	Minnesota	115.8

## 1975 NFL STANDINGS

AFC EAST	Team	W	L	T	Pct	PF	PA
	y-Baltimore	10	4	0	.714	395	269
	Miami	10	4	0	.714	357	222
	Buffalo	8	6	0	.571	420	355
	New York Jets	3	11	0	.214	258	433
	New England	3	11	0	.214	258	358

AFC CENTRAL	Team	W	L	T	Pct	PF	PA
	*y-Pittsburgh	12	2	0	.857	373	162
	x-Cincinnati	11	3	0	.786	340	246
	Houston	10	4	0	.714	293	226
	Cleveland	3	11	0	.214	218	372

AFC WEST	Team	W	L	T	Pct	PF	PA
	y-Oakland	11	3	0	.786	375	255
	Denver	6	8	0	.429	254	307
	Kansas City	5	9	0	.357	282	341
	San Diego	2	12	0	.143	189	345

NFC EAST	Team	W	L	T	Pct	PF	PA
	y-St. Louis	11	3	0	.786	356	276
	x-Dallas	10	4	0	.714	350	268
	Washington	8	6	0	.571	325	276
	New York Giants	5	9	0	.357	216	306
	Philadelphia	4	10	0	.286	225	302

NFC CENTRAL	Team	W	L	T	Pct	PF	PA
	*y-Minnesota	12	2	0	.857	377	180
	Detroit	7	7	0	.500	245	262
	Chicago	4	10	0	.286	191	379
	Green Bay	4	10	0	.286	226	285

NFC WEST	Team	
----------	------	--

## 1974 FINAL STATISTICS (7-6-1)

Head Coach: John Ralston AFC West: 2nd Home Stadium: Mile High Stadium

Date	W-L	Score	Opponent	Attendance	RUSHING	No.	Yds.	Avg.	Long	TD
Sept 15	L	10-17	Los Angeles	56,981	Armstrong	263	1407	5.3	43	9
Sept 22	T	35-35	Pittsburgh (OT)	50,858	Keyworth	81	374	4.6	30	10
Sept 30	L	3-30	at Washington	54,395	Little	117	312	2.7	22	1
Oct 6	W	17-14	at Kansas City	67,298	Odoms	4	25	6.3	31	0
Oct 13	W	33-17	New Orleans	50,748	Hufnagel	2	22	11.0	18	0
Oct 20	W	27-7	San Diego	50,748	Moses	2	16	8.0	11	0
Oct 27	L	21-23	at Cleveland	60,478	Ross	3	8	2.7	7	0
Nov 3	L	17-28	Oakland	45,766	Stowe	1	1	1.0	1	0
Nov 10	W	17-6	at Baltimore	32,244	Van Heusen	1	-1	-1.0	-1	0
Nov 18	L	34-42	Kansas City	50,236	Lynch	3	-2	-0.7	1	0
Nov 24	W	20-17	at Oakland	51,224	Ramsey	5	-2	-0.4	1	0
Nov 28	W	31-27	at Detroit	51,157	Johnson	4	-3	-0.8	-1	0
Dec 8	W	37-14	Houston	46,942	<b>BRONCOS</b>	<b>486</b>	<b>2157</b>	<b>4.4</b>	<b>43</b>	<b>20</b>
Dec 15	L	0-17	at San Diego	35,756	<b>OPPONENTS</b>	<b>487</b>	<b>1808</b>	<b>3.7</b>	<b>27</b>	<b>17</b>

TEAM STATISTICS	Den	Opp	RECEIVING	No.	Yds.	Avg.	Long	TD	
TOTAL FIRST DOWNS	258	265	Odoms	42	639	15.2	41	6	
Rushing	120	109	Armstrong	38	405	10.7	48t	3	
Passing	118	135	Moses	34	559	16.4	42	2	
Penalty	20	21	Little	29	344	11.8	72	0	
3RD DOWN: MADE/ATT	63/176	88/218	Van Heusen	16	421	26.3	73t	4	
3rd Down Pct	35.8	40.4	Keyworth	12	109	9.1	18	0	
TOTAL NET YARDS	4485	4391	Simmons	10	161	16.1	36	2	
Avg. Per Game	320.4	313.6	Stowe	2	9	4.5	5	1	
Total Plays	861	945	Ross	1	13	13.0	13	0	
Avg. Per Play	5.2	4.6	<b>BRONCOS</b>	<b>184</b>	<b>2660</b>	<b>14.5</b>	<b>73t</b>	<b>18</b>	
NET YARDS RUSHING	2157	1808	<b>OPPONENTS</b>	<b>237</b>	<b>2805</b>	<b>11.8</b>	<b>61t</b>	<b>14</b>	
Avg. Per Game	154.1	129.1	INTERCEPTIONS	No.	Yds.	Avg.	Long	TD	
Total Rushes	486	487	Thompson	5	105	21.0	38t	1	
Avg. Per Rush	4.4	3.7	Jones	5	19	3.8	11	0	
NET YARDS PASSING	2328	2583	Rowser	4	56	14.0	33	0	
Avg. Per Game	166.3	184.5	May	2	40	20.0	25	0	
Sacked/Yards Lost	45/332	32/222	T. Jackson	1	39	39.0	39	0	
Gross Yards	2660	2805	Greer	1	23	23.0	23	0	
Att./Completions	329/184	426/237	Laskey	1	3	3.0	3	0	
Completion Pct.	55.9	55.6	Pitts	1	2	2.0	2	0	
Had Intercepted	17	22	E. Smith	1	0	0.0	0	0	
PUNTS/AVERAGE	75/40.3	70/42.6	Tyler	1	0	0.0	0	0	
PUNT RETURNS/AVG	43/11.0	45/11.8	Hepburn	0	*22	0.0	22	0	
KICKOFF RETURNS/AVG	54/22.0	57/24.0	<b>BRONCOS</b>	<b>22</b>	<b>309</b>	<b>14.0</b>	<b>39</b>	<b>1</b>	
MISC. RETURNS/AVG	1/2	3/57	<b>OPPONENTS</b>	<b>17</b>	<b>304</b>	<b>17.9</b>	<b>55t</b>	<b>3</b>	
INTERCEPTIONS/RET.	22/14.0	17/17.9	*return yardage gained by lateral						
PENALTIES/YARDS	76/632	78/585	PUNTING	No.	Yds.	Avg.	Long	B	
FUMBLES/BALL LOST	23/13	22/11	Van Heusen	75	3024	40.3	61	0	
TOTAL POINTS	302	294	<b>OPPONENTS</b>	<b>70</b>	<b>2985</b>	<b>42.6</b>	<b>66</b>	<b>0</b>	
Avg. Points per Game	21.6	21.0	PUNT RETURNS	No.	FC	Yds.	Avg.	Long	TD
Touchdowns	39	35	Thompson	26	1	350	13.5	60	0
By Rushing	20	17	Little	4	1	34	8.5	17	0
By Passing	18	14	Greer	13	5	90	6.9	12	0
By Returns	1	4	<b>BRONCOS</b>	<b>43</b>	<b>7</b>	<b>474</b>	<b>11.0</b>	<b>60</b>	<b>0</b>
Field Goals	11/21	16/42	<b>OPPONENTS</b>	<b>45</b>	<b>1</b>	<b>529</b>	<b>11.8</b>	<b>72</b>	<b>0</b>
Conversions	35/39	34/35	KICKOFF RETURNS	No.	Yds.	Avg.	Long	TD	

SCORE BY PERIODS	1	2	3	4	OT	Total
<b>BRONCOS</b>	80	80	91	51	0	302
<b>OPPONENTS</b>	65	88	73	68	0	294

SCORING	TD	Ru	Pa	Rt	PAT	FG	S	PTS
Armstrong	12	9	3	0	0/0	0/0	0	72
Turner	0	0	0	0	35/38	11/21	0	68
Keyworth	10	10	0	0	0/0	0/0	0	60
Odoms	6	0	6	0	0/0	0/0	0	36
Van Heusen	4	0	4	0	0/0	0/0	0	24
Simmons	2	0	2	0	0/0	0/0	0	12
Moses	2	0	2	0	0/0	0/0	0	12
Thompson	1	0	0	1	0/0	0/0	0	6
Little	1	1	0	0	0/0	0/0	0	6
Stowe	1	0	1	0	0/0	0/0	0	6
<b>BRONCOS</b>	<b>39</b>	<b>20</b>	<b>18</b>	<b>1</b>	<b>35/39</b>	<b>11/21</b>	<b>0</b>	<b>302</b>
<b>OPPONENTS</b>	<b>35</b>	<b>17</b>	<b>14</b>	<b>4</b>	<b>34/35</b>	<b>16/42</b>	<b>1</b>	<b>294</b>

PASSING	Att.	Comp.	Yds.	Comp.%	Yd./Att.	Tkd/Yds	TD	TD%	Int.	Int.%	LG	Rtg.
Johnson	244	136	1969	55.7	8.07	35/270	13	5.3	9	3.7	73t	84.3
Ramsey	74	41	580	55.4	7.84	9/55	5	6.8	7	9.5	43t	64.0
Hufnagel	10	6	70	60.0	7.00	1/7	0	0.0	1	14.3	28	41.7
Van Heusen	1	1	41	100.0	41.00	0/0	0	0.0	0	0.0	41	120.0
<b>BRONCOS</b>	<b>329</b>	<b>184</b>	<b>2660</b>	<b>55.9</b>	<b>8.09</b>	<b>45/332</b>	<b>18</b>	<b>5.5</b>	<b>17</b>	<b>5.2</b>	<b>73t</b>	<b>79.1</b>
<b>OPPONENTS</b>	<b>426</b>	<b>237</b>	<b>2805</b>	<b>55.6</b>	<b>6.58</b>	<b>32/222</b>	<b>14</b>	<b>3.3</b>	<b>22</b>	<b>5.2</b>	<b>61t</b>	<b>65.3</b>

## 1974 DEFENSIVE STATS

(based on unofficial press box statistics)

	TT	UT	A	SACKS	I-YDS	FR
1 Jackson	121	80	41	4	1-39	0
2 May	103	68	35	1	2-40	1
3 Thompson	86	63	23	0	5-105	2
4 Alzado	84	58	26	13	0-0	2
5 Chavous	82	53	29	9	0-0	2
6 Grant	54	38	16	1	0-0	0
7 Gradishar	53	42	11	0	0-0	0
O'Malley	53	36	17	0	0-0	0
9 Jones	47	41	6	0	5-19	0
10 Laskey	45	32	13	0	1-3	1
11 Greer	43	27	16	0	1-23	1
12 Rowser	42	36	6	0	4-56	0
13 Simone	29	21	8	1	0-0	1
14 Duranko	28	17	11	1	0-0	0
15 Criter	23	18	5	0	0-0	0
Hepburn	23	17	6	0	0-22	0
17 Pitts	18	14	4	1	1-2	0
18 P. Smith	13	4	9	0	0-0	1
19 Rizzo	10	10	0	0	0-0	0
20 Tyler	8	7	1	0	1-0	0
21 Graham	5	5	0	0	0-0	0
Kampa	5	3	2	0	0-0	0
23 E. Smith	4	2	2	1	1-0	0
<b>TOTALS</b>	<b>979</b>	<b>692</b>	<b>287</b>	<b>32</b>	<b>22-309</b>	<b>11</b>

## 1974 GAMES STARTED

OFFENSE		DEFENSE	
QB Johnson, Charley	13	DE Alzado, Lyle	14
QB Ramsey, Steve	1	DE Chavous, Barney	14
RB Armstrong, Otis	14	DT Duranko, Pete	9
RB Keyworth, Jon	5	DT Grant, John	13
RB Little Floyd	9	DT Kampa, Bob	1
WR Masters, Billy	1	DT Smith, Ed	3
WR Moses, Haven	13	DT Smith, Paul	2
WR Simmons, Jerry	2	LB Gradishar, Randy	3
WR Van Heusen, Bill	12	LB Jackson, Tom	12
TE Odoms, Riley	14	LB Laskey, Bil	10
C Maples, Bobby	14	LB May, Ray	12
T Current, Mike	14	LB O'Malley, Jim	5
T Minor, Claudie	14	CB Hepburn, Lonnie	4
G Howard, Paul	5	CB Jones, Calvin	14
G Jackson, Larron	9	CB Rowser, John	10
G Lyons, Tom	14	S Greer, Charles	10
		S Pitts, John	4
		S Thompson, Billy	14

## 1974 COACHES

John Ralston (Head Coach), Max Coley (Offensive Coordinator/Backfield), Joe Collier (Defensive Coordinator), Kay Dalton (Wide Receivers), Jerry Frei (Offensive Line), Bob Gambold (Defensive Backs), Myrel Moore (Linebackers/Special Teams), Doc Ulrich (Defensive Line).

## 1974 LEADERS / RANKINGS

INDIVIDUAL	PLAYER	NO.	AFC RANK	NFL RANK	NFL LEADER	NO.
Points	Armstrong	72	7t	11t	Marcol (GB)	94
Rushing Yards	Armstrong	1,407	1	1	Armstrong (DEN)	1,407
Passing Yards	Johnson	1,969	5	8	Anderson (CIN)	2,667
Passer Rating	Johnson	84.3	3	4	Anderson (CIN)	95.7
Receiving Yards	Odoms	639	4	12	Branch (OAK)	1,092
Receptions	Odoms	42	4t	15t	Mitchell (BAL)	72
Interceptions	Thompson/Jones	5	8t	13t	Thomas (KC)	12

OFFENSE	NO.	AFC RANK	NFL RANK	NFL LEADER	NO.
Points Per Game	21.6	5	8	Oakland	25.4
Total Yards Per Game	320.4	3	5	Dallas	365.9
Yards Per Play	5.2	2	2	Cincinnati	5.4
Rushing Yards Per Game	154.1	4	5	Dallas	175.3
Net Passing Yards Per Game	166.3	5	9	Washington	200.1

DEFENSE	NO.	AFC RANK	NFL RANK	NFL LEADER	NO.
Points Per Game	21.0	10	22	Los Angeles	12.9
Total Yards Per Game	313.6	9	21	Pittsburgh	219.6
Yards Per Play	4.6	4t	12t	Pittsburgh	3.6
Rushing Yards Per Game	129.1	5	13	Los Angeles	93.0
Net Passing Yards Per Game	184.5	11	24	Pittsburgh	104.7

## 1974 NFL STANDINGS

AFC EAST	Team	W	L	T	Pct	PF	PA
	y-Miami	11	3	0	.786	327	216
	x-Buffalo	9	5	0	.643	264	244
	New England	7	7	0	.500	348	289
	New York Jets	7	7	0	.500	279	300
	Baltimore	2	12	0	.143	190	329

AFC CENTRAL	Team	W	L	T	Pct	PF	PA
	y-Pittsburgh	10	3	1	.750	305	189
	Houston	7	7	0	.500	236	282
	Cincinnati	7	7	0	.500	283	259
	Cleveland	4	10	0	.286	251	344

AFC WEST	Team	W	L	T	Pct	PF	PA
	y-Oakland	12	2	0	.857	355	228
	Denver	7	6	1	.563	302	294
	Kansas City	5	9	0	.357	233	293
	San Diego	5	9	0	.357	212	285

NFC EAST	Team	W	L	T	Pct	PF	PA
	y-St. Louis	10	4	0	.714	285	218
	x-Washington	10	4	0	.714	320	196
	Dallas	8	6	0	.571	297	235
	Philadelphia	7	7	0	.500	242	217
	New York Giants	2	12	0	.143	195	299

NFC CENTRAL	Team	W	L	T	Pct	PF	PA
	y-Minnesota	10	4	0	.714	310	195
	Detroit	7	7	0	.500	256	270
	Green Bay	6	8	0	.429	210	206
	Chicago	4	10	0	.286	152	279

NFC WEST						
Team	W	L	T	Pct	PF	PA
y-Los Angeles	10	4	0	.714	263	181
San Francisco	6	8	0	.429	226	236
New Orleans	5	9	0	.357	166	263
Atlanta	3	11	0	.214	111	271

## 1973 FINAL STATISTICS (7-5-2)

Head Coach: John Ralston AFC West: 3rd Home Stadium: Mile High Stadium

Date	W-L	Score	Opponent	Attendance	RUSHING	No.	Yds.	Avg.	Long	TD
Sept 16	W	28-10	Cincinnati	49,059	Little	256	979	3.8	47	12
Sept 23	L	34-36	San Francisco	51,706	Dawkins	160	706	4.4	72	2
Sept 30	L	14-33	Chicago	51,159	Armstrong	26	90	3.5	24	0
Oct 7	L	14-16	at Kansas City	71,414	Anderson	19	61	3.2	11	1
Oct 14	W	48-20	at Houston	32,801	Odums	5	53	10.6	21	0
Oct 22	T	23-23	Oakland	51,270	Ross	5	21	4.2	8	0
Oct 28	W	40-28	at New York	55,108	Van Heusen	4	34	8.5	32	0
Nov 4	T	17-17	at St. Louis	46,565	Moses	3	25	8.3	8	1
Nov 11	W	30-19	San Diego	51,034	Johnson	7	-2	-0.3	0	0
Nov 18	W	23-13	at Pittsburgh	48,580	Simmons	1	-4	-4.0	-4	0
Nov 25	W	14-10	Kansas City	51,331	Masters	1	-9	-9.0	-9	0
Dec 2	L	10-22	Dallas	51,508	<b>BRONCOS</b>	<b>487</b>	<b>1954</b>	<b>4.0</b>	<b>72</b>	<b>16</b>
Dec 9	W	42-28	at San Diego	44,954	<b>OPPONENTS</b>	<b>455</b>	<b>1795</b>	<b>4.0</b>	<b>30</b>	<b>14</b>
Dec 16	L	17-21	at Oakland	51,910						

TEAM STATISTICS	Den	Opp
TOTAL FIRST DOWNS	253	239
Rushing	111	97
Passing	127	121
Penalty	15	21
3RD DOWN: MADE/ATT	79/203	77/203
3rd Down Pct.	38.9	37.9
TOTAL NET YARDS	4473	4235
Avg. Per Game	319.5	302.5
Total Plays	893	872
Avg. Per Play	5.0	4.9
NET YARDS RUSHING	1954	1795
Avg. Per Game	139.6	128.2
Total Rushes	487	455
Avg. Per Rush	4.0	4.0
NET YARDS PASSING	2519	2440
Avg. Per Game	179.9	174.3
Sacked/Yards Lost	27/187	36/326
Gross Yards	2706	2766
Att./Completions	378/196	417/202
Completion Pct.	51.9	48.4
Had Intercepted	20	14
PUNTS/AVERAGE	69/45.1	69/43.3
PUNT RETURNS/AVG	40/10.1	31/8.3
KICKOFF RETURNS/AVG	36/22.0	61/20.4
MISC. RETURNS/AVG	4/25	6/57
INTERCEPTIONS/RET.	14/15.7	20/16.6
PENALTIES/YARDS	83/745	84/837
FUMBLES/BALL LOST	21/9	26/15
TOTAL POINTS	354	296
Avg. Points per Game	25.2	21.1
Touchdowns	41	31
By Rushing	16	14
By Passing	22	15
By Returns	3	2
Field Goals	22/33	28/35
Conversions	40/41	30/31

SCORE BY PERIODS	1	2	3	4	OT	Total
BRONCOS	79	83	80	112	—	354
OPPONENTS	57	98	72	69	—	296

SCORING	TD	Ru	Pa	Rt	PAT	FG	S	PTS
Turner	0	0	0	0	40/40	22/33	0	106
Little	13	12	0	0	0/0	0/0	0	78
Moses	9	1	8	0	0/0	0/0	0	54
Odums	7	0	7	0	0/0	0/0	0	42
Washington	3	0	3	0	0/0	0/0	0	18
Thompson	2	0	0	2	0/0	0/0	0	12
Dawkins	2	2	0	0	0/0	0/0	0	12
Anderson	1	1	0	0	0/0	0/0	0	6
Armstrong	1	0	1	0	0/0	0/0	0	6
Simmons	1	0	1	0	0/0	0/0	0	6
Van Heusen	1	0	1	0	0/0	0/0	0	6
Mitchell	1	0	0	1	0/0	0/0	0	6
Criter	0	0	0	0	0/0	0/0	1	2
<b>BRONCOS</b>	<b>41</b>	<b>16</b>	<b>22</b>	<b>3</b>	<b>40/41</b>	<b>22/33</b>	<b>1</b>	<b>354</b>
<b>OPPONENTS</b>	<b>31</b>	<b>14</b>	<b>15</b>	<b>2</b>	<b>30/31</b>	<b>28/35</b>	<b>1</b>	<b>296</b>

PASSING	Att.	Comp.	Yds.	Cmp.%	Yd./Att.	Tkd/Yds	TD	TD%	Int.	Int.%	LG	Rtg.
Johnson	346	184	2465	53.2	7.12	26/177	20	5.2	17	4.9	62	75.3
Ramsey	27	10	194	37.0	7.18	0/0	2	7.4	2	7.4	76	56.7
Anderson	3	2	47	66.6	15.73	0/0	0	0.0	0	0.0	0	150.0
Van Heusen	1	0	0	0.0	0.00	1/10	0	0.0	0	0.0	0	0.0
Turner	1	0	0	0.0	0.00	0/0	0	0.0	1	100.0	0	0.0
<b>BRONCOS</b>	<b>378</b>	<b>196</b>	<b>2706</b>	<b>51.9</b>	<b>7.16</b>	<b>27/187</b>	<b>22</b>	<b>5.8</b>	<b>20</b>	<b>5.3</b>	<b>76</b>	<b>72.5</b>
<b>OPPONENTS</b>	<b>417</b>	<b>202</b>	<b>2766</b>	<b>48.4</b>	<b>6.63</b>	<b>36/326</b>	<b>16</b>	<b>3.8</b>	<b>14</b>	<b>3.4</b>	<b>80</b>	<b>68.9</b>

## 1973 DEFENSIVE STATS

(based on unofficial press box statistics)

	TT	UT	A	SACKS	I-YDS	FR
1 Graham	95	72	23	1	0-0	1
2 P. Smith	94	70	24	11	0-0	1
3 Alzado	66	46	20	9	0-0	1
4 Duranko	59	44	15	6	0-0	1
5 May	57	48	9	3	1-1	0
6 Thompson	52	35	17	1	3-96	1
7 Greer	46	38	8	0	1-1	1
8 Chavous	43	28	15	6	0-0	2
9 Jones	41	37	4	0	4-69	1
10 Laskey	37	25	12	0	2-3	1
11 Simone	34	28	6	0	0-0	1
12 Jackson	31	26	5	0	0-0	0
13 Tyler	30	26	4	0	0-0	2
14 Mitchell	28	28	0	0	2-43	0
15 Criter	15	10	5	0	0-0	1
16 Montgomery	13	10	3	0	0-0	0
17 O'Malley	10	7	3	0	0-0	1
18 Grant	9	7	2	0	0-0	1
19 Forsberg	8	7	1	1	1-7	0
20 Hackbert	7	4	3	0	0-0	0
21 Pitts	6	3	3	0	0-0	0
22 E. Smith	2	2	0	0	0-0	0
<b>TOTALS</b>	<b>783</b>	<b>601</b>	<b>182</b>	<b>38</b>	<b>14-220</b>	<b>16</b>

## 1973 GAMES STARTED

OFFENSE	DEFENSE
QB Johnson, Charley	14 DE Alzado, Lyle
RB Armstrong, Otis	14 DE Chavous, Barney
RB Dawkins, Joe	14 DT Duranko, Pete
RB Little, Floyd	13 DT Smith, Paul
WR Moses, Haven	14 LB Graham, Tom
WR Simmons, Jerry	13 LB Jackson, Tom
WR Van Heusen, Bill	1 LB Laskey, Bill
TE Odums, Riley	14 LB May, Ray
C Maples, Bobby	14 LB Simone, Mike
T Current, Mike	14 CB Jones, Calvin
T Montgomery, Marv	10 CB Mitchell, Leroy
G Jackson, Larron	12 CB Montgomery, Randy
G Lyons, Tom	14 S Greer, Charles
G Schnitker, Mike	6 S Hackbart, Dale
	S Thompson, Billy
	S Tyler, Maurice

## 1973 COACHES

John Ralston (Head Coach), Max Coley (Offensive Coordinator/Backfield), Joe Collier (Defensive Coordinator/Defensive Backs), Dick Coury (Wide Receivers), Jerry Frei (Offensive Line), Bob Gambold (Linebackers), Myrel Moore (Special Teams), Doc Ulrich (Defensive Line).

## 1973 LEADERS / RANKINGS

INDIVIDUAL	PLAYER	NO.	AFC RANK	NFL RANK	NFL LEADER	NO.
Points	Turner	106	3	5t	Ray (LA)	130
Rushing Yards	Little	979	5	9	Simpson (BUF)	2,003
Passing Yards	Johnson	2,465	2	3	Gabriel (PHI)	3,219
Passer Rating	Johnson	75.3	4	11	Staubsch (DAL)	94.6
Receiving Yards	Odums	629	7	14	Carmichael (PHI)	1,116
Receptions	Odums	43	10t	15t	Carmichael (PHI)	67
Interceptions	Jones	4	9t	22t	Anderson (MIA)/Wagner (PIT)	8

OFFENSE	NO.	AFC RANK	NFL RANK	NFL LEADER	NO.
Points Per Game	25.3	1	3	Los Angeles	27.7
Total Yards Per Game	319.5	3	6	Los Angeles	350.4
Yards Per Play	5.0	4	7	Miami	5.3
Rushing Yards Per Game	139.6	8	14	Buffalo	220.6
Net Passing Yards Per Game	179.9	1	3	Philadelphia	231.1

DEFENSE	NO.	AFC RANK	NFL RANK	NFL LEADER	NO.
Points Per Game	21.1	8	15	Miami	10.7
Total Yards Per Game	302.5	10	19	Los Angeles	210.8
Yards Per Play	4.9	8t	17t	Miami	3.7
Rushing Yards Per Game	128.2	3	6	Los Angeles	90.7
Net Passing Yards Per Game	174.3	13	24	Miami	92.1

## 1973 NFL STANDINGS

AFC EAST	Team	W	L	T	Pct	PF	PA
	y-Miami	12	2	0	.857	343	150
	Buffalo	9	5	0	.643	259	230
	New England	5	9	0	.357	258	300
	New York Jets	4	10	0	.286	240	306
	Baltimore	4	10	0	.286	226	341

AFC CENTRAL	Team	W	L	T	Pct	PF	PA
	y-Cincinnati	10	4	0	.714	286	231
	x-Pittsburgh	10	4	0	.714	347	210
	Cleveland	7	5	2	.571	234	255
	Houston	1	13	0	.071	199	447

AFC WEST	Team	W	L	T	Pct	PF	PA
	y-Oakland	9	4	1	.679	292	175
	Kansas City	7	5	2	.571	231	192
	<b>Denver</b>	<b>7</b>	<b>5</b>	<b>2</b>	<b>.571</b>	<b>354</b>	<b>296</b>
	San Diego	2	11	1	.179	188	386

NFC EAST	Team	W	L	T	Pct	PF	PA
	y-Dallas	10	4	0	.714	382	203
	x-Washington	10	4	0	.714	325	198
	Philadelphia	5	8	1	.393	310	393
	St. Louis	4	9	1	.321	286	365
	New York Giants	2	11	1	.179	226	362

NFC CENTRAL	Team	W	L	T	Pct	PF	PA
	y-Minnesota	12	2	0	.857	296	168
	Detroit	6	7	1	.464	271	247
	Green Bay	5	7	2	.429	202	259
	Chicago	3	11	0	.214	195	334

NFC WEST	Team	W	L	T	Pct	PF	PA
	y-Los Angeles	12	2	0	.857	388	178
	Atlanta	9	5	0	.643	318	224
	San Francisco	5	9	0	.357	262	319
	New Orleans	5	9	0	.357	163	312

x - Wild Card Qualifier; y - Division Title

## DIVISIONAL PLAYOFF GAMES

12/22 - at Oakland 33, Pittsburgh 14  
12/22 - at Minnesota 27, Washington 20  
12/23 - at Miami 34, Cincinnati 16  
12/23 - at Dallas 27, Los Angeles 16

## CONFERENCE CHAMPIONSHIPS

12/30 - at Miami 27, Oakland 10  
12/30 - Minnesota 27, at Dallas 10

## SUPER BOWL VIII (HOUSTON)

1/13 - Miami 24, Minnesota 7



## 1972 FINAL STATISTICS (5-9)

Head Coach: John Ralston AFC West: 3rd Home Stadium: Mile High Stadium

Date	W-L	Score	Opponent	Attendance	RUSHING	No.	Yds.	Avg.	Long	TD
Sept 17	L	30-17	Houston	51,656	Little	216	859	4.0	55t	9
Sept 24	L	14-37	at San Diego	49,048	Anderson	72	319	4.4	40	1
Oct 1	L	24-45	Kansas City	51,656	Dawkins	56	243	4.4	19	2
Oct 8	L	10-21	at Cincinnati	55,812	Lynch	34	164	4.8	28	2
Oct 15	L	20-23	Minnesota	51,656	Van Heusen	3	76	25.3	66t	1
Oct 22	W	30-23	at Oakland	53,551	Odoms	5	72	14.4	27	0
Oct 29	L	20-27	Cleveland	51,656	Krieg	1	63	63.0	63	0
Nov 5	L	17-29	at New York Giants	62,689	Ramsey	5	15	3.0	8t	2
Nov 12	W	16-10	at Los Angeles	65,398	Moses	2	11	5.5	14	0
Nov 19	L	20-37	Oakland	51,656	Harrison	1	9	9.0	9	0
Nov 26	L	20-23	at Atlanta	58,850	OTHERS	14	7	0.5	0	0
Dec 3	L	21-24	at Kansas City	66,725	BRONCOS	409	1838	4.5	66t	17
Dec 10	W	38-13	San Diego	51,478	OPPONENTS	439	1668	3.8	51	15
Dec 17	W	45-21	New England	51,656						

TEAM STATISTICS	Den	Opp
TOTAL FIRST DOWNS	237	251
Rushing	87	102
Passing	132	123
Penalty	18	26
3RD DOWN: MADE/ATT	75/177	74/190
3rd Down Pct.	42.4	38.9
TOTAL NET YARDS	4472	3851
Avg. Per Game	319.4	275.1
Total Plays	831	876
Avg. Per Play	5.4	4.4
NET YARDS RUSHING	1838	1668
Avg. Per Game	131.3	119.1
Total Rushes	409	439
Avg. Per Rush	4.5	3.8
NET YARDS PASSING	2634	2183
Avg. Per Game	188.1	155.9
Sacked/Yards Lost	38/266	41/357
Gross Yards	2900	2540
Att./Completions	384/201	397/206
Completion Pct.	52.3	51.9
Had Intercepted	23	10
PUNTS/AVERAGE	60/40.1	66/45.2
PUNT RETURNS/AVG	28/11.1	28/8.9
KICKOFF RETURNS/AVG	55/22.8	54/23.1
MISC. RETURNS/AVG	18/30	15/81
INTERCEPTIONS/RET.	10/10.9	23/19.2
PENALTIES/YARDS	89/827	83/784
FUMBLES/BALL LOST	25/11	27/12
TOTAL POINTS	325	350
Avg. Points per Game	23.2	25.0
Touchdowns	38	41
By Rushing	17	15
By Passing	19	19
By Returns	2	7
Field Goals	20/29	21/33
Conversions	37	39

SCORE BY PERIODS	1	2	3	4	OT	Total
BRONCOS	85	92	54	94	—	325
OPPONENTS	35	120	81	114	—	350

SCORING	TD	Ru	Pa	Rt	PAT	FG	S	PTS
Turner	0	0	0	0	0/0	0/0	0	97
Little	13	9	4	0	0/0	0/0	0	78
Moses	5	0	5	0	0/0	0/0	0	30
Masters	3	0	3	0	0/0	0/0	0	18
Sherman	3	0	3	0	0/0	0/0	0	18
Anderson	2	1	1	0	0/0	0/0	0	12
Ramsey	2	2	0	0	0/0	0/0	0	12
Simmons	2	0	2	0	0/0	0/0	0	12
Dawkins	2	2	0	0	0/0	0/0	0	12
Lynch	2	2	0	0	0/0	0/0	0	12
Van Heusen	1	1	0	0	0/0	0/0	0	6
Montgomery	1	0	0	1	0/0	0/0	0	6
Odoms	1	0	1	0	0/0	0/0	0	6
Greer	1	0	0	1	0/0	0/0	0	6
BRONCOS	38	17	19	2	37/37	20/29	0	325
OPPONENTS	41	15	19	7	39/39	21/33	1	350

PASSING	Att.	Comp.	Yds.	Cmp.%	Yd./Att.	Tkd/Yds	TD	TD%	Int.	Int.%	LG
Johnson	238	132	1783	55.5	7.53	12/82	14	5.8	14	5.8	40
Ramsey	137	65	1050	47.4	7.79	26/184	3	2.2	9	6.6	60
Little	2	2	43	100.	21.52	0/0	1	50.0	0	0.0	35
Anderson	3	1	14	33.3	4.75	0/0	1	3.3	0	0.0	14
Ernst	4	1	10	25.0	2.56	0/0	0	0.0	0	0.0	10
BRONCOS	384	201	2900	52.3	7.55	38/266	19	4.9	23	6.0	60
OPPONENTS	397	206	2540	51.9	6.40	41/357	19	4.8	10	2.5	57t

RECEIVING	No.	Yds.	Avg.	Long	TD
Sherman	38	661	17.4	55	3
Little	28	366	13.1	40	4
Masters	25	393	15.7	27	3
Anderson	23	216	9.3	40	1
Odoms	21	320	15.2	48	1
Dawkins	18	242	13.4	60	0
Simmons	17	235	13.8	35t	2
Moses	15	224	15.0	33	5
Lynch	7	75	10.7	17	0
Krieg	4	99	24.8	37	0
Van Heusen	4	59	14.8	25	0
C. Turner	1	10	10.0	10	0
BRONCOS	201	2900	14.9	60	19
OPPONENTS	206	2540	12.3	57t	19

INTERCEPTIONS	No.	Yds.	Avg.	Long	TD
Mitchell	3	27	9.0	27	0
Greer	2	18	9.0	17	0
Graham	2	10	5.0	7	0
Preece	1	30	30.0	30	0
R. Montgomery	1	20	20.0	20	0
Thompson	1	4	4.0	4	0
BRONCOS	10	109	10.9	30	0
OPPONENTS	23	441	19.2	61t	6

PUNTING	No.	Yds.	Avg.	Long	B
Van Heusen	66	2408	40.1	60	1
OPPONENTS	66	2980	45.2	69	0

PUNT RETURNS	No.	FC	Yds.	Avg.	Long	TD
Thompson	3	1	84	28.0	59	0
Greer	3	0	66	22.0	65t	1
Sherman	10	5	89	8.9	18	0
Little	8	2	64	8.0	29	0
OTHERS	4	0	7	1.8	5	0
BRONCOS	28	8	310	11.1	65t	1
OPPONENTS	28	19	249	8.9	66t	1

KICKOFF RETURNS	No.	Yds.	Avg.	Long	TD
R. Montgomery	29	756	26.1	94t	1
C. Turner	1	25	25.0	25	0
Dawkins	15	357	23.8	28	0
Krieg	1	18	18.0	18	0
Little	3	48	16.0	22	0
Lynch	3	45	15.0	17	0
Anderson	1	13	13.0	13	0
OTHERS	2	-6	-3.0	-6	0
BRONCOS	55	1256	22.8	94t	1
OPPONENTS	54	1246	23.1	43	0

FIELD GOAL BREAKDOWN	Distance	1-19	20-29	30-39	40-49	50+
Turner	6/6	2/3	6/8	6/11	0/1	0/1
OPPONENTS	4/4	5/5	4/7	7/14	1/3	1/3
TURNER: (15G,29G,40G) (1) (16G) (38G,47N) (37N, 30N) (40N, 44G,8G,27G) (32G,27N,43G) (40G) (46N,38G,12G,36G) (49G,45G,41N) (13G,38G, 49N) (51N) (12G) (35G)						

SACKS: Alzado 10.5, P. Smith 10.5, Duranko 4.5, Graham 3, McKoy 3, Myrtle 2.5, R. Jackson 2, Forsberg 1, Hoffman 1, Geddes 1, Domres 1, Team 1, TOTAL 41.0

## 1972 DEFENSIVE STATS

(based on unofficial press box statistics)

	TT	UT	A	SACKS	I-YDS	FR
1 Graham	73	55	18	3	2-10	1
2 Alzado	72	54	18	10.5	0-0	5
3 P. Smith	70	53	17	10.5	0-0	0
4 Greer	56	44	12	0	2-18	1
5 Preece	47	37	10	0	1-30	2
6 Mitchell	46	40	6	0	3-27	0
7 Duranko	43	32	11	4.5	0-0	0
8 Myrtle	40	32	8	2.5	0-0	0
9 Geddes	39	32	7	1	0-0	0
10 Voss	36	26	10	0	0-0	0
11 Forsberg	35	22	13	1	0-0	1
12 McKoy	31	27	4	3	0-0	0
Montgomery	31	26	5	0	1-20	1
14 Thompson	27	24	3	0	1-4	0
15 Simone	18	13	5	0	0-0	1
16 Saimes	17	11	6	0	0-0	0
17 Domres	11	10	1	1	0-0	0
18 R. Jackson	10	8	2	2	0-0	0
19 Parish	8	6	2	0	0-0	0
20 Criter	6	5	1	0	0-0	0
21 Hoffman	3	1	2	1	0-0	0
22 West	1	1	0	0	0-0	0
23 Team	0	0	0	1	0-0	0
TOTALS	720	559	161	41	10-109	12

## 1972 GAMES STARTED

OFFENSE		DEFENSE	
QB Johnson, Charley	9	DE Alzado, Lyle	14
QB Ramsey, Steve	5	DE Domres, Tom	3
RB Anderson, Bobby	9	DE Hoffman, John	1
RB Dawkins, Joe	5	DE Jackson, Rich	4
RB Little, Floyd	14	DE Voss, Lloyd	7
WR Harrison, Dwight	1	DT Duranko, Pete	13
WR Moses, Haven	6	DT Smith, Paul	14
WR Sherman, Rod	13	LB Forsberg, Fred	6
WR Simmons, Jerry	8	LB Geddes, Bob	3
TE Masters, Billy	14	LB Graham, Tom	9
C Goeddeke, George	1	LB McKoy, Bill	9
C Kaminski, Larry	9	LB Myrtle, Chip	14
C Mapples, Bobby	4	LB Parish, Don	1
T Current, Mike	14	CB Mitchell, Leroy	14
T Montgomery, Marv	14	CB Montgomery, Randy	8
G Jackson, Larron	14	S Greer, Charles	14
G Lyons, Tommy	9	S Preece, Steve	9
G Schnitker, Mike	5	S Saimes, George	3
		S/CB Thompson, Billy	8

## 1972 COACHES

John Ralston (Head Coach), Max Coley (Offensive Coordinator/Backfield), Joe Collier (Defensive Coordinator/Defensive Backs), Dick Coury (Wide Receivers), Jerry Frei (Offensive Line), Bob Gambold (Linebackers), Myrel Moore (Special Teams), Doc Ulrich (Defensive Line).

## 1972 LEADERS / RANKINGS

INDIVIDUAL	PLAYER	NO.	AFC RANK	NFL RANK	NFL LEADER	NO.
Points	Turner	97	5t	9t	Marcol (GB)	128
Rushing Yards	Little	859	8	14	Simpson (BUF)	1251
Passing Yards	Johnson	1,783	8	17	Namath (NYJ)	2,816
Passer Rating	Johnson	74.6	3	8	Kilmer (WAS)	84.8
Receiving Yards	Sherman	661	9	16	Jackson (PHI)	1,048
Receptions	Sherman	38	14t	25t	Jackson (PHI)	62
Interceptions	Mitchell	3	26t	45t	Bradley (PHI)	9

OFFENSE	NO.	AFC RANK	NFL RANK	NFL LEADER	NO.
Points Per Game	23.2	5	9	Miami	27.5
Total Yards Per Game	319.4	4	5	Miami	369.7
Yards Per Play	5.4	3	2	New York Jets	5.8
Rushing Yards Per Game	131.3	10	18	Miami	211.4
Net Passing Yards Per Game	188.1	2	3	New York Jets	198.4

DEFENSE	NO.	AFC RANK	NFL RANK	NFL LEADER	NO.
Points Per Game	25.0	10	21	Miami	12.2
Total Yards Per Game	275.1	4	9	Miami	235.5
Yards Per Play	4.4	3	5	Pittsburgh	4.2
Rushing Yards Per Game	119.1	2	4	Dallas	108.2
Net Passing Yards Per Game	155.9	8	16	Minnesota	121.4

## 1972 NFL STANDINGS

AFC EAST	Team	W	L	T	Pct	PF	PA
	y-Miami	14	0	0	1.000	385	171
	New York Jets	7	7	0	.500	367	324
	Baltimore	5	9	0	.357	235	252
	Buffalo	4	9	1	.321	257	377
	New England	3	11	0	.214	192	446

## AFC CENTRAL

Team	W	L	T	Pct	PF	PA
y-Pittsburgh	11	3	0	.786	343	175
x-Cleveland	10	4	0	.714	268	249
Cincinnati	8	6	0	.571	299	229
Houston	1	13	0	.071	164	380

## AFC WEST

Team	W	L	T	Pct	PF	PA
y-Oakland	10	3	1	.750	365	248
Kansas City	8	6	0	.571	287	254
Denver	5	9	0	.357	325	350
San Diego	4	9	1	.321	264	344

## NFC EAST

Team	W	L	T	Pct	PF	PA
y-Washington	11	3	0	.786	336	218
x-Dallas	10	4	0	.714	319	240
New York Giants	8	6	0	.571	331	247
St. Louis	4	9	1	.321	193	303

## 1971 FINAL STATISTICS (4-9-1)

Head Coach: Lou Saban (9) / Jerry Smith (5) AFC West: 4th Home Stadium: Mile High Stadium

Date	W-L	Score	Opponent	Attendance	RUSHING	No.	Yds.	Avg.	Long	TD
Sept 19	T	10-10	Miami	51,228	Little	284	1133	4.0	40	6
Sept 26	L	13-34	at Green Bay	47,957	Anderson	139	533	3.8	36	3
Oct 3	L	3-16	Kansas City	51,200	Lynch	26	162	6.2	23	0
Oct 10	L	16-27	Oakland	51,200	Masters	7	71	10.1	37	0
Oct 17	W	20-16	San Diego	51,200	Post	18	44	2.4	16	0
Oct 24	W	27-0	at Cleveland	75,674	C. Turner	17	43	2.5	9	0
Oct 31	L	16-17	at Philadelphia	65,358	Harrison	5	36	7.2	16	0
Nov 7	L	20-24	Detroit	51,200	Mosier	4	31	7.8	29	0
Nov 14	L	10-24	Cincinnati	51,200	Horn	6	15	2.5	10	0
Nov 21	L	10-28	at Kansas City	49,945	Van Heusen	1	10	10.0	10	0
Nov 28	W	22-10	at Pittsburgh	39,710	Simmons	1	7	7.0	7	0
Dec 5	W	6-3	Chicago	51,200	Ramsey	3	6	2.0	6	0
Dec 12	L	17-45	at San Diego	44,347	Gerhke	1	2	2.0	2	0
Dec 19	L	13-21	at Oakland	54,651						

TEAM STATISTICS	Den	Opp
TOTAL FIRST DOWNS	217	206
Rushing	102	90
Passing	105	91
Penalty	10	25
TOTAL NET YARDS	4158	3819
Avg. Per Game	297.0	272.9
Total Plays	891	825
Avg. Per Play	4.7	4.6
NET YARDS RUSHING	2093	1834
Avg. Per Game	149.5	131.0
Total Rushes	512	426
Avg. Per Rush	4.1	4.3
NET YARDS PASSING	2065	1985
Avg. Per Game	147.5	141.8
Sacked/Yards Lost	22/178	44/435
Gross Yards	2243	2420
Att./Completions	357/175	356/150
Completion Pct.	49.0	42.1
Had Intercepted	27	20
Avg. Gain per Attempt	5.4	5.0
Avg. Gain per Completion	12.8	16.1
PUNTS/AVERAGE	76/41.8	67/45.7
Had Blocked	2	0
PUNT RETURNS	41/320	45/468
Avg. Per Return	7.8	10.4
KICKOFF RETURNS	44/960	43/1059
Avg. Per Return	21.8	24.6
INTERCEPTIONS/RET.	20/288	27/432
PENALTIES/YARDS	67/781	78/771
FUMBLES/BALL LOST	25/12	36/20
TOUCHDOWNS	18	32
Rushing	9	11
Passing	8	18
Others (see individuals)	1	3
POINTS AFTER TOUCHDOWN	18	32
FIELD GOALS	25/38	17/34

Distance	1-19	20-29	30-39	40-59	50+
Turner	8/9	3/5	8/11	6/12	0/1
OPPONENTS	5/5	6/9	4/7	2/11	0/2

SCORE BY PERIODS	1	2	3	4	OT	Total
BRONCOS	39	62	32	70	—	203
OPPONENTS	54	74	86	61	—	275

SCORING	TD	Ru	Pa	Rt	PAT	FG	\$	PTS
Turner	0	0	0	0	18/18	25/38	0	93
Little	6	6	0	0	0/0	0/0	0	36
Anderson	4	3	1	0	0/0	0/0	0	24
Harrison	2	0	2	0	0/0	0/0	0	12
Lynch	1	0	1	0	0/0	0/0	1	8
Post	1	0	1	0	0/0	0/0	0	6
Simmons	1	0	1	0	0/0	0/0	0	6
Masters	1	0	1	0	0/0	0/0	0	6
Forsberg	1	0	0	1	0/0	0/0	0	6
C. Turner	1	0	1	0	0/0	0/0	0	6
BRONCOS	18	9	8	1	18/18	25/38	1	203
OPPONENTS	32	11	18	3	32/32	17/34	0	275

PASSING	Att.	Comp.	Yds.	Cmp.%	Yd./Att.	Tkd/Yds	TD	TD%	Int.	Int.%	LG
Ramsey	178	84	1120	47.2	6.29	13/105	5	2.8	13	7.3	47
Horn	173	89	1056	51.4	6.10	8/67	3	1.7	14	8.1	74
Anderson	3	1	48	33.3	16.00	1/6	0	0.0	0	0.0	48
Gerhke	2	1	19	50.0	9.50	0/0	0	0.0	0	0.0	19
Little	1	0	0	0.0	0.00	0/0	0	0.0	0	0.0	—
Van Heusen	1	0	0	0.0	0.00	0/0	0	0.0	0	0.0	—
BRONCOS	358	175	2243	48.9	6.27	22/178	8	2.2	27	7.5	74
OPPONENTS	356	150	2420	42.1	6.80	44/435	18	5.1	20	5.6	—

RECEIVING	No.	Yds.	Avg.	Long	TD
Anderson	37	353	9.5	31	1
Masters	27	382	14.1	25	1
Little	26	255	9.8	74	0
Simmons	25	403	16.1	47	1
Harrison	19	265	13.9	43	2
Gerhke	14	254	18.1	48	0
Whalen	7	124	17.7	35	0
C. Turner	7	65	9.3	17	1
Post	4	46	11.5	15	1
Mosier	3	36	12.0	19	0
Lynch	2	42	21.0	40	1
Bowdell	1	19	19.0	19	0
Van Heusen	1	10	10.0	10	0
Washington	1	0	0.0	0	0
Schnitker	1	-11	-11.0	-11	0
BRONCOS	175	2243	12.8	74	8
OPPONENTS	150	2420	16.1	77	18

INTERCEPTIONS	No.	Yds.	Avg.	Long	TD
Thompson	5	83	16.6	42	0
Forsberg	3	75	25.0	40	1
Myrtle	3	64	21.3	30	0
Greer	3	32	10.7	30	0
Gordon	2	21	10.5	21	0
Mitchell	2	0	0.0	0	0
Washington	1	8	8.0	8	0
Underwood	1	5	5.0	5	0
BRONCOS	20	288	14.4	42	1
OPPONENTS	27	432	16.0	69	2

PUNTING	No.	Yds.	Avg.	Long	B
Van Heusen	76	3176	41.8	62	2
OPPONENTS	67	3061	45.7	73	0

PUNT RETURNS	No.	FC	Yds.	Avg.	Long	TD
Thompson	29	4	274	9.4	28	0
Greer	11	0	46	4.2	14	0
Mitchell	0	1	0	0.0	0	0
BRONCOS	41	4	320	7.8	28	0
OPPONENTS	45	14	468	10.4	74	0

KICKOFF RETURNS	No.	Yds.	Avg.	Long	TD
Little	7	199	28.3	48	0
Anderson	8	187	23.4	37	0
Post	5	116	23.2	37	0
Thompson	5	105	21.0	24	0
C. Turner	5	100	20.0	41	0
R. Montgomery	4	80	20.0	34	0
Lynch	0	19	19.0	19	0
Forsberg	1	19	19.0	19	0
Dawkins	2	34	17.0	17	0
Criter	5	81	16.2	28	0
Bachman	2	20	10.0	13	0
BRONCOS	44	960	21.8	48	0
OPPONENTS	43	1059	24.6	51	0

SACKS: P. Smith 12, Alzado 8, Costa 6, Forsberg 4, R. Jackson 3.5, Campbell 2.5, Domres 2, Underwood 2, Inman 2, Myrtle 1, Washington 1, TOTAL 44.0

## 1971 DEFENSIVE STATS

(based on unofficial press box statistics)

	TT	UT	A	SACKS	I-YDS	FR
1 Forsberg	73	54	19	4	3-75	0
2 Saimes	56	46	10	0	0-0	1
3 Alzado	55	42	13	8	0-0	0
4 P. Smith	52	34	18	12	0-0	1
5 Myrtle	40	30	10	1	3-64	4
6 Thompson	38	31	7	0	5-83	1
Costa	38	25	13	6	0-0	3
8 Greer	37	28	9	0	3-32	0
9 Washington	35	29	6	1	1-8	1
10 Underwood	32	25	7	2	1-5	0
11 Mitchell	27	25	2	0	2-0	1
12 Jackson	22	14	8	3.5	0-0	1
13 Domres	19	12	7	2	0-0	1
14 Inman	15	10	5	2	0-0	1
15 Campbell	14	10	4	2.5	0-0	0
16 McKoy	8	7	1	0	0-0	0
Montgomery	8	6	2	0	0-0	0
18 Gordon	7	7	0	0	2-21	0
19 Criter	3	2	1	0	0-0	0
Byrd	3	1	2	0	0-0	0
21 Barnes	1	1	0	0	0-0	0
TOTALS	583	439	144	44	20-288	14

## 1971 GAMES STARTED

OFFENSE		DEFENSE	
QB Horn, Don	9	DE Alzado, Lyle	11
QB Ramsey, Steve	5	DE Campbell, Carter	2
RB Anderson, Bobby	13	DE Jackson, Rich	8
RB Little, Floyd	13	DT Costa, Dave	14
RB Lynch, Fran	1	DT Domres, Tom	5
RB Post, Dickie	1	DT Inman, Jerry	3
WR Gehrke, Jack	10	DT Smith, Paul	13
WR Harrison, Dwight	5	LB Forsberg, Fred	14
WR Mosier, John	1	LB Myrtle, Chip	14
WR Simmons, Jerry	12	LB Underwood, Olen	4
TE Masters, Billy	12	LB Washington, Dave	10
TE Whalen, Jim	2	CB Mitchell, Leroy	14
C/G Goeddeke, George	12	CB Thompson, Billy	14
C Kaminski, Larry	3	S Greer, Charles	14
T Current, Mike	14	S Saimes, George	14
T Shoals, Roger	14		
G Brunelli, Sam	4		
G Jackson, Larron	9		
G Lyons, Tommy	1		
G Schnitker, Mike	13		

## 1971 COACHES

Lou Saban (Head Coach), Joe Collier (Defensive Secondary), Whitey Dovell (Special Teams/Tight Ends), Hunter Enis (Offensive Backfield), Stan Jones (Defensive Line), Jerry Smith (Offensive Line).

## 1971 LEADERS / RANKINGS

INDIVIDUAL	PLAYER	NO.	AFC RANK	NFL RANK	NFL LEADER	NO.
Points	Turner	93	4	7	Yepremian (MIA)	117
Rushing Yards	Little	1,133	1	1	Little (DEN)	1,133
Passing Yards	Ramsey	1,120	12	26	Hadli (SD)	1,075
Passer Rating	Ramsey	46.6	DNQ	DNQ	Staubauch (DAL)	104.8
Receiving Yards	Simmons	403	26	53	Taylor (KC)	1,110
Receptions	Anderson	37	17	29	Bieleitnikoff (OAK)	61
Interceptions	Thompson	5	8	19	Bradley (PHI)	11

OFFENSE	NO.	AFC RANK	NFL RANK	NFL LEADER	NO.
Points Per Game	14.5	12	24	Dallas	29.0
Total Yards Per Game	297.0	6	11	Dallas	359.6
Yards Per Play	4.7	6	9	Three Teams	5.5
Rushing Yards Per Game	149.5	5	10	Miami	173.5
Net Passing Yards Per Game	147.5	8	17	San Diego	223.9

DEFENSE	NO.	AFC RANK	NFL RANK	NFL LEADER	NO.
Points Per Game	19.6	6	12	Minnesota	9.9
Total Yards Per Game	272.9	5	10	Baltimore	203.7
Yards Per Play	4.6	3	6	Baltimore	3.8
Rushing Yards Per Game	131.0	8	14	Baltimore	79.5
Net Passing Yards Per Game	141.8	3	5	Atlanta	117.0

## 1971 NFL STANDINGS

AFC EAST							
Team	W	L	T	Pct	PF	PA	
y-Miami	10	3	1	.769	315	174	
x-Baltimore	10	4	0	.714	313	140	
New England	6	8	0	.429	238	325	
New York Jets	6	8	0	.429	212	299	
Buffalo	1	13	0	.071	184	394	

AFC CENTRAL						
Team	W	L	T	Pct	PF	PA
y-Cleveland	9	5	0	.643	285	273
Pittsburgh	6	8	0	.429	246	292
Houston	4	9	1	.308	251	330
Cincinnati	4	10	0	.286	284	265

AFC WEST						
Team	W	L	T	Pct	PF	PA
y-Kansas City	10	3	1	.769	302	208
Oakland	8	4	2	.667	344	278
San Diego	6	8	0	.429	311	341
Denver	4	9	1	.308	203	275

NFC EAST							
Team	W	L	T	Pct	PF	PA	
y-Dallas	11	3	0	.786	406	222	
x-Washington	9	4	1	.692	276	190	
Philadelphia	6	7	1	.462	221	302	
St. Louis	4	9	1	.308	231	279	
New York Giants	4	10	0	.286	228	362	

NFC CENTRAL						
Team	W	L	T	Pct	PF	PA
y-Minnesota	11	3	0	.786	245	139
Detroit	7	6	1	.538	341	286
Chicago	6	8	0	.429	185	276
Green Bay	4	8	2	.333	274	298

NFC WEST	Team
----------	------

## 1970 FINAL STATISTICS (5-8-1)

Head Coach: Lou Saban AFC West: 4th Home Stadium: Mile High Stadium

Date	W-L	Score	Opponent	Attendance	RUSHING	No.	Yds.	Avg.	Long	TD
Sept 20	W	25-10	at Buffalo	34,882	Little	209	901	4.3	80t	3
Sept 27	W	16-13	Pittsburgh	50,705	Anderson	83	368	4.4	27t	4
Oct 4	W	26-13	Kansas City	50,705	Crenshaw	69	200	2.9	25	5
Oct 11	L	23-35	at Oakland	54,436	Turner	29	106	3.7	12	2
Oct 18	W	24-10	Atlanta	50,705	Pastrana	14	89	6.4	14	1
Oct 25	L	14-19	at San Francisco	39,515	Lynch	20	81	4.1	19	1
Nov 1	L	3-19	Washington	50,705	Liske	7	42	6.0	14	1
Nov 8	L	21-24	at San Diego	48,327	Tensi	4	14	3.5	15	0
Nov 15	L	19-24	Oakland	50,959	Haffner	1	1	1.0	1	0
Nov 22	W	31-6	at New Orleans	66,837	<b>BRONCOS</b>	<b>436</b>	<b>1802</b>	<b>4.1</b>	<b>80t</b>	<b>17</b>
Nov 29	L	21-31	at Houston	35,733	<b>OPPONENTS</b>	<b>409</b>	<b>1351</b>	<b>3.3</b>	<b>65t</b>	<b>7</b>
Dec 6	L	0-16	at Kansas City	50,454						
Dec 13	T	17-17	San Diego	50,959						
Dec 20	L	13-27	Cleveland	51,001						

## TEAM STATISTICS

TEAM STATISTICS	Den	Opp
TOTAL FIRST DOWNS	217	199
Rushing	87	67
Passing	112	118
Penalty	18	14
TOTAL NET YARDS	3827	3705
Avg. Per Game	273.4	264.6
Total Plays	883	838
Avg. Per Play	4.3	4.4
NET YARDS RUSHING	1802	1351
Avg. Per Game	128.7	96.5
Total Rushes	436	409
Avg. Per Rush	4.1	3.3
NET YARDS PASSING	2025	2354
Avg. Per Game	144.6	168.1
Sacked/Yards Lost	44/333	50/456
Gross Yards	2358	2810
Att./Completions	403/183	379/191
Completion Pct.	45.4	50.4
Had Intercepted	28	16
Avg. Gain per Attempt	5.0	6.2
Avg. Gain per Completion	12.9	14.7
PUNTS/AVERAGE	87/42.9	89/44.9
Had Blocked	0	0
PUNT RETURNS	63/556	56/416
Avg. Per Return	8.8	7.4
KICKOFF RETURNS	49/1114	24/544
Avg. Per Return	22.7	22.7
INTERCEPTIONS/RET.	16/220	28/213
PENALTIES/YARDS	94/887	82/802
FUMBLES/BALL LOST	23/13	35/16
TOUCHDOWNS	28	28
Rushing	17	7
Passing	11	20
Others (see individuals)	0	1
POINTS AFTER TOUCHDOWN	27	27
FIELD GOALS	18/32	23/36
Distance	1-19 20-29 30-39 40-59 50+	
Howfield	2/3 3/6 5/7 6/9 2/5	

SCORE BY PERIODS	1	2	3	4	OT	Total
<b>BRONCOS</b>	44	60	45	104	—	253
<b>OPPONENTS</b>	74	93	57	40	—	264

SCORING	TD	Ru	Pa	Rt	PAT	FG	S	PTS
Howfield	0	0	0	0	27/28	18/32	0	81
Crenshaw	6	5	1	0	0/0	0/0	0	36
Anderson	4	4	0	0	0/0	0/0	0	24
Little	3	3	0	0	0/0	0/0	0	18
Whalen	3	0	3	0	0/0	0/0	0	18
Denson	2	0	2	0	0/0	0/0	0	12
Masters	2	0	2	0	0/0	0/0	0	12
Turner	2	2	0	0	0/0	0/0	0	12
Van Heusen	2	0	2	0	0/0	0/0	0	12
Haffner	1	0	1	0	0/0	0/0	0	6
Liske	1	1	0	0	0/0	0/0	0	6
Lynch	1	1	0	0	0/0	0/0	0	6
Pastrana	1	1	0	0	0/0	0/0	0	6
Washington	0	0	0	0	0/0	0/0	1	2
TEAM	0	0	0	0	0/0	0/0	1	2
<b>BRONCOS</b>	<b>28</b>	<b>17</b>	<b>11</b>	<b>0</b>	<b>27/28</b>	<b>18/32</b>	<b>2</b>	<b>253</b>
<b>OPPONENTS</b>	<b>28</b>	<b>7</b>	<b>20</b>	<b>1</b>	<b>27/28</b>	<b>23/36</b>	<b>0</b>	<b>264</b>

PASSING	Att.	Comp.	Yds.	Cmp.%	Yd./Att.	Tkd/Yds	TD	TD%	Int.	Int.%	LG
Liske	238	112	1340	47.1	5.63	28/228	7	2.9	11	4.6	—
Tensi	80	38	539	47.5	6.74	6/35	3	3.8	8	10.0	—
Pastrana	75	29	420	38.7	5.60	8/60	1	1.3	9	12.0	—
Anderson	7	4	59	57.1	8.43	1/5	0	0.0	0	0.0	—
Van Heusen	1	0	0	0.0	0.00	0/0	0	0.0	0	0.0	—
Little	2	0	0	0.0	0.00	1/5	0	0.0	0	0.0	—
<b>BRONCOS</b>	<b>403</b>	<b>193</b>	<b>2358</b>	<b>45.4</b>	<b>5.85</b>	<b>44/333</b>	<b>11</b>	<b>2.7</b>	<b>28</b>	<b>6.9</b>	<b>74</b>
<b>OPPONENTS</b>	<b>379</b>	<b>191</b>	<b>2810</b>	<b>50.4</b>	<b>7.41</b>	<b>50/456</b>	<b>20</b>	<b>5.3</b>	<b>16</b>	<b>4.2</b>	<b>—</b>

## 1970 DEFENSIVE STATS

(based on unofficial press box statistics)

	TT	UT	A	SACKS	I-YDS	FR
1 Jackson	88	64	24	10	0-0	0
2 Forsberg	85	65	20	0	0-0	1
3 P. Smith	79	59	20	11.5	0-0	0
4 Costa	68	44	24	9	0-0	3
5 Martha	64	41	23	0	6-9	0
6 Greer	63	51	12	1	4-20	3
7 Washington	48	36	12	5.5	0-0	1
8 Duranko	47	41	6	7	0-0	0
9 Cunningham	39	23	16	1	0-0	2
10 Gordon	38	33	5	0	3-26	0
11 Thompson	30	25	5	0	2-65	1
12 Saines	23	17	6	0	0-0	0
13 Jaquess	22	18	4	0	0-0	0
Myrtle	22	13	9	3	0-0	1
15 Inman	16	7	9	0.5	0-0	0
16 Roche	13	10	3	0.5	0-0	0
17 Butler	10	9	1	0	0-0	0
18 Criter	8	5	3	0	0-0	1
19 Wade	7	5	2	0	1-10	0
20 Edgersen	6	5	1	0	0-0	0
21 Garrett	2	2	0	0	0-0	0
22 Barnes	1	1	0	0	0-0	0
23 Team	0	0	0	0.5	0-0	0
TOTALS	779	574	205	49.5	16-220	13

## 1970 GAMES STARTED

OFFENSE		DEFENSE	
QB Liske, Pete	9	DE Duranko, Pete	14
QB Pastrana, Al	3	DE Jackson, Rich	14
QB Tensi, Steve	2	DT Costa, Dave	14
RB Crenshaw, Willis	12	DT Smith, Paul	14
RB Little, Floyd	14	LB Criter, Ken	1
RB Lynch, Fran	2	LB Cunningham, Carl	14
WR Denson, Al	14	LB Forsberg, Fred	13
WR Embree, John	1	LB Inman, Jerry	1
WR Haffner, Mike	7	LB Myrtle, Chip	2
WR Van Heusen, Bill	5	LB Washington, Dave	11
TE Masters, Billy	2	CB Gordon, Cornell	14
TE Whalen, Jim	13	CB Jaquess, Pete	2
C Kaminski, Larry	14	CB Mitchell, Alvin	1
T Alexakos, Steve	1	CB Thompson, Billy	9
T Bachman, Jay	1	CB Wade, Bob	2
T Brunelli, Sam	12	S Greer, Charles	14
T Current, Mike	14	S Martha, Paul	12
G Goeddeke, George		S Saines, George	2
G Schnitker, Mike	2		
G Young, Bob	12		

## 1970 COACHES

Lou Saban (Head Coach), Joe Collier (Defensive Backfield), Whitey Dovell (Offensive Line), Hunter Enis (Offensive Backfield), Stan Jones (Defensive Line), Dick MacPherson (Linebackers), Sam Rutigliano (Wide Receivers).

## 1970 LEADERS / RANKINGS

INDIVIDUAL	PLAYER	NO.	AFC RANK	NFL RANK	NFL LEADER	NO.
Points	Howfield	81	7	16	Cox (MIN)	125
Rushing Yards	Little	901	1	4	Brown (WAS)	1125
Passing Yards	Liske	1,340	11	23	Brodie (SF)	2,941
Passer Rating	Liske	55.3	10	22	Brodie (SF)	93.8
Receiving Yards	Denson	646	10	21	Washington (SF)	1,100
Receptions	Denson	47	2t	10t	Gordon (CHI)	71
Interceptions	Martha	6	4t	9t	Robinson (KC)	10

OFFENSE	NO.	AFC RANK	NFL RANK	NFL LEADER	NO.
Points Per Game	18.1	9	18	San Francisco	25.1
Total Yards Per Game	273.4	10	18	Oakland	344.9
Yards Per Play	4.3	12	21t	Oakland/St. Louis	5.3
Rushing Yards Per Game	128.7	5	9	Dallas	164.3
Net Passing Yards Per Game	144.6	9	19	San Francisco	208.8

DEFENSE	NO.	AFC RANK	NFL RANK	NFL LEADER	NO.
Points Per Game	18.9	5	12	Minnesota	10.2
Total Yards Per Game	264.6	3	7	Minnesota	200.2
Yards Per Play	4.4	2t	6t	Minnesota	3.4
Rushing Yards Per Game	96.5	2	3	Detroit	82.3
Net Passing Yards Per Game	168.1	8	18	Minnesota	102.7

## 1970 NFL STANDINGS

## AFC EAST

Team	W	L	T	Pct	PF	PA
y-Baltimore	11	2	1	.846	321	234
x-Miami	10	4	0	.714	297	228
New York Jets	4	10	0	.286	255	286
Buffalo	3	10	1	.231	204	337
Boston	2	12	0	.143	149	361

## AFC CENTRAL

Team	W	L	T	Pct	PF	PA
y-Cincinnati	8	6	0	.571	312	255
Cleveland	7	7	0	.500	286	265
Pittsburgh	5	9	0	.357	210	272
Houston	3	10	1	.321	217	352

## AFC WEST

Team	W	L	T	Pct	PF	PA
y-Oakland	8	4	2	.667	300	293
Kansas City	7	5	2	.583	272	244
San Diego	5	6	3	.455	282	278
Denver	5	8	1	.385	253	264

## NFC EAST

Team	W	L	T	Pct	PF	PA
y-Dallas	10	4	0	.714	299	221
New York Giants	9	5	0	.643	301	270
St. Louis	8	5	1	.615	325	228
Washington	6	8	0	.429	297	314
Philadelphia	3	10	1	.231	241	332

## NFC CENTRAL

Team	W	L	T	Pct	PF	PA
y-Minnesota	12	2	0	.857	335	143
x-Detroit	10	4	0	.714	347	202
Green Bay	6	8	0	.429	196	293
Chicago	6	8	0	.429	256	261

## NFC WEST

Team	W	L	T	Pct	PF	PA
y-San Francisco	10	3	1	.769	352	267
Los Angeles	9	4	1	.692	325	202
Atlanta	4	8	2	.333	206	261
New Orleans	2	11	1	.154	172	347

x - Wild Card Qualifier; y - Division Title  
(NOTE - in 1970 tie games were not included in winning percentage)

## DIVISIONAL PLAYOFF GAMES

12/26 - at Baltimore 17, Cincinnati 0  
12/26 - at Dallas 5, Detroit 0  
12/27 - at Oakland 21, Miami 14  
12/27 - San Francisco 17, at Minnesota 14

## CONFERENCE CHAMPIONSHIPS

1/3 - at Baltimore 27, Oakland 17  
1/3 - Dallas 17, at San Francisco 10

## SUPER BOWL V (Miami)

1/17 - Baltimore 16, Dallas 13



## 1969 FINAL STATISTICS (5-8-1)

Head Coach: Lou Saban AFL West: 4th Home Stadium: Mile High Stadium

Date	W-L	Score	Opponent	Attendance	RUSHING	No.	Yds.	Avg.	Long	TD
Sept 14	W	35-7	Boston	43,482	Little	146	729	5.0	48t	6
Sept 21	W	21-19	New York Jets	50,583	Lynch	96	407	4.2	54	2
Sept 28	L	28-41	at Buffalo	40,302	Quayle	57	183	3.2	17	0
Oct 5	L	13-26	Kansas City	50,564	Smiley	56	166	3.0	26	3
Oct 12	L	14-24	Oakland	49,511	Tensi	12	63	5.3	17	0
Oct 19	W	30-23	at Cincinnati	27,920	Liske	10	50	5.0	19	0
Oct 26	L	21-24	at Houston	45,348	Williams	10	18	1.8	8	1
Nov 2	W	13-0	San Diego	45,511	Denson	1	9	9.0	9	0
Nov 9	L	10-41	at Oakland	54,416	Burnett	5	9	1.8	5	0
Nov 16	T	20-20	Houston	45,002	Jones	1	3	3.0	3	0
Nov 23	L	24-45	at San Diego	34,664	<b>BRONCOS</b>	<b>394</b>	<b>1637</b>	<b>4.2</b>	<b>54</b>	<b>12</b>
Nov 27	L	17-31	at Kansas City	48,773	<b>OPPONENTS</b>	<b>436</b>	<b>1709</b>	<b>3.9</b>	<b>43t</b>	<b>15</b>
Dec 7	L	24-27	at Miami	25,332						
Dec 14	W	27-16	Cincinnati	42,198						

### TEAM STATISTICS

#### TOTAL FIRST DOWNS

Rushing	87
Passing	130
Penalty	26

#### TOTAL NET YARDS

Avg. Per Game	297.2
Total Plays	841
Avg. Per Play	4.9

#### NET YARDS RUSHING

Avg. Per Game	116.9
Total Rushes	394
Avg. Per Rush	4.2

#### NET YARDS PASSING

Avg. Per Game	180.3
Sacked/Yards Lost	44/311
Att./Completions	403/192

#### Completion Pct.

Had Intercepted	23
Touchdowns	23
Avg. Gain per Attempt	6.3

#### Avg. Gain per Completion

PUNTS/AVERAGE	72/40.1
Had Blocked	1
PUNT RETURNS	37/450

#### Avg. Per Return

KICKOFF RETURNS	56/1323
Avg. Per Return	23.6
INTERCEPTIONS/RET.	14/228

#### PENALTIES/YARDS

FUMBLES/BALL LOST	15/8
TOUCHDOWNS	37
Rushing	12

#### Passing

Others (Safety)	2
PAT (Kicking)	36/37
PAT (Passing)	0/0

#### PAT (Rushing)

FIELD GOALS	13/29
-------------	-------

### SCORE BY PERIODS

	1	2	3	4	OT	Total
<b>BRONCOS</b>	72	89	61	75	—	297
<b>OPPONENTS</b>	67	86	86	105	—	344

### SCORING

	TD	Ru	Pa	Rt	PAT	FG	\$	PTS
Howfield	0	0	0	0	36/37	13/29	0	75
Denson	10	0	10	0	0/0	0/0	0	60
Little	7	6	1	0	0/0	0/0	0	42
Haffner	5	0	5	0	0/0	0/0	0	30
Embree	5	0	5	0	0/0	0/0	0	30
Smiley	4	3	1	0	0/0	0/0	0	24
Lynch	2	2	0	0	0/0	0/0	0	12
Thompson	1	0	0	1	0/0	0/0	0	6
Burrell	1	0	0	1	0/0	0/0	0	6
Buckman	1	0	1	0	0/0	0/0	0	6
Williams	1	1	0	0	0/0	0/0	0	6
<b>BRONCOS</b>	<b>37</b>	<b>12</b>	<b>23</b>	<b>2</b>	<b>36/37</b>	<b>13/29</b>	<b>0</b>	<b>297</b>
<b>OPPONENTS</b>	<b>40</b>	<b>15</b>	<b>19</b>	<b>6</b>	<b>38/39</b>	<b>22/32</b>	<b>0</b>	<b>344</b>

### PASSING

	Att.	Comp.	Yds.	Cmp.%	Yd./Att.	Tkd/Yds	TD	TD%	Int.	Int.%	LG
Tensi	286	131	1990	45.8	7.0	29/208	14	4.9	12	4.2	79t
Liske	115	61	845	53.0	7.3	15/103	9	7.8	11	9.6	71
Little	2	0	0	0.0	0.0	0/0	0	0.0	0	0.0	—
<b>BRONCOS</b>	<b>403</b>	<b>192</b>	<b>2835</b>	<b>47.6</b>	<b>7.0</b>	<b>44/311</b>	<b>23</b>	<b>5.7</b>	<b>23</b>	<b>5.7</b>	<b>79t</b>
<b>OPPONENTS</b>	<b>437</b>	<b>223</b>	<b>3295</b>	<b>51.0</b>	<b>7.5</b>	<b>45/363</b>	<b>19</b>	<b>4.3</b>	<b>14</b>	<b>3.2</b>	<b>86t</b>

### RECEIVING

	No.	Yds.	Avg.	Long	TD
Denson	53	809	15.3	62t	10
Haffner	35	563	16.1	46	5
Embree	29	469	16.2	79t	5
Little	19	218	11.5	67t	1
Quayle	11	167	15.2	71	0
Beer	9	200	22.2	48	0
Pivec	9	117	13.0	18	0
Lynch	9	86	9.6	19	0
Williams	5	56	11.2	14	0
Smiley	5	23	4.6	17	1
Buckman	4	48	12.0	20	1
Van Heusen	3	64	31.3	36	0
Pastrana	1	15	15.0	15	0
<b>BRONCOS</b>	<b>192</b>	<b>2835</b>	<b>14.8</b>	<b>79t</b>	<b>23</b>
<b>OPPONENTS</b>	<b>223</b>	<b>3295</b>	<b>14.8</b>	<b>86t</b>	<b>19</b>

### INTERCEPTIONS

	No.	Yds.	Avg.	Long	TD
Thompson	3	92	30.7	57t	1
Burrell	2	65	32.5	38t	1
Cavness	2	30	15.0	29	0
Huard	2	18	9.0	18	0
Greer	2	13	6.5	13	0
Cunningham	2	10	5.0	5	0
Hollomon	1	0	0.0	0	0
<b>BRONCOS</b>	<b>14</b>	<b>228</b>	<b>16.3</b>	<b>57t</b>	<b>2</b>
<b>OPPONENTS</b>	<b>23</b>	<b>421</b>	<b>18.3</b>	<b>66</b>	<b>4</b>

### PUNTING

	No.	Yds.	Avg.	Long	B
Van Heusen	25	1021	40.8	61	0
Hollomon	47	1868	39.7	57	1
<b>BRONCOS</b>	<b>72</b>	<b>2889</b>	<b>40.1</b>	<b>61</b>	<b>1</b>
<b>OPPONENTS</b>	<b>71</b>	<b>3059</b>	<b>43.1</b>	<b>98</b>	<b>0</b>

### PUNT RETURNS

	No.	FC	Yds.	Avg.	Long	TD
Thompson	25	5	288	11.5	40	0
Little	6	2	70	11.7	52	0
Burrell	5	2	56	11.2	42	0
Greer	1	0	36	36.0	36	0
<b>BRONCOS</b>	<b>37</b>	<b>9</b>	<b>450</b>	<b>12.2</b>	<b>52</b>	<b>0</b>
<b>OPPONENTS</b>	<b>35</b>	<b>20</b>	<b>246</b>	<b>7.0</b>	<b>36</b>	<b>0</b>

### KICKOFF RETURNS

	No.	Yds.	Avg.	Long	TD
Thompson	18	513	28.5	63	0
Williams	23	574	25.0	38	0
Burrell	6	108	18.0	30	0
Little	3	81	27.0	30	0
Criter	3	31	10.3	14	0
Barnes	1	16	16.0	16	0
Hollomon	1	0	0.0	—	0
Myrtle	1	0	0.0	—	0
<b>BRONCOS</b>	<b>56</b>	<b>1323</b>	<b>23.6</b>	<b>63</b>	<b>0</b>
<b>OPPONENTS</b>	<b>21</b>	<b>471</b>	<b>22.4</b>	<b>53t</b>	<b>1</b>

**SACKS:** Jackson 12.5, Costa 11.5, Duranko 7, Cunningham 3, P. Smith 3, Richter 2, Mirich 2, Myrtle 2, Inman 2, **TOTAL 45.0**

## 1968 FINAL STATISTICS (5-9)

Head Coach: Lou Saban AFL West: 4th Home Stadium: Mile High Stadium

Date	W-L	Score	Opponent	Attendance	RUSHING, cont.	No.	Yds.	Avg.	Long	TD
Sept 15	L	10-24	at Cincinnati	25,049	Leclair	12	40	3.3	12	0
Sept 22	L	2-34	at Kansas City	45,821	Moore	4	22	5.5	10	0
Sept 29	L	17-20	Boston	37,024	Lindsey	4	17	4.3	7	0
Oct 6	W	10-7	Cincinnati	41,257	Van Heusen	1	6	6.0	6	0
Oct 13	W	21-13	at New York Jets	62,052	Haffner	2	2	1.0	1	0
Oct 20	L	24-55	at San Diego	42,953	Tensi	6	2	0.3	2	0
Oct 27	W	21-14	Miami	44,115	Jones	1	-1	-1.0	-1	0
Nov 3	W	35-14	at Boston	18,304	DiVito	1	-1	-1.0	-1	0
Nov 10	L	7-43	Oakland	50,002	<b>BRONCOS</b>	<b>411</b>	<b>1614</b>	<b>3.9</b>	<b>155</b>	<b>11</b>
Nov 17	L	17-38	at Houston	36,075	<b>OPPONENTS</b>	<b>457</b>	<b>1861</b>	<b>4.1</b>	<b>165</b>	<b>20</b>
Nov 24	W	34-32	Buffalo	35,142						
Dec 1	L	23-47	San Diego	35,312	<b>RECEIVING</b>	<b>No.</b>	<b>Yds.</b>	<b>Avg.</b>	<b>Long</b>	<b>TD</b>
Dec 8	L	27-33	at Oakland	47,754	Crabtree	35	601	17.2	72t	5
Dec 14	L	7-30	Kansas City	38,463	Denson	34	586	17.2	44t	5

### TEAM STATISTICS

#### TOTAL FIRST DOWNS

Rushing	217
Passing	75
Penalty	145
	18

#### TOTAL NET YARDS

Avg. Per Game	283.6
Total Plays	889
Avg. Per Play	4.5

#### NET YARDS RUSHING

Avg. Per Game	115.3
Total Rushes	411
Avg. Per Rush	3.9

#### NET YARDS PASSING

Avg. Per Game	168.4
Sacked/Yards Lost	51/469
Att./Completions	427/179

#### Completion Pct.

Had Intercepted	27
PUNTS/AVERAGE	96/42.7
Had Blocked	1

#### PUNT RETURNS

Avg. Per Return	8.7
KICKOFF RETURNS	60/1361
Avg. Per Return	22.7

#### INTERCEPTIONS/RET.

PENALTIES/YARDS	73/772
FUMBLES/BALL LOST	28/13
TOUCHDOWNS	32

#### Rushing

Passing	20
Others (Ret.)	1
Others (Safety)	1
PAT (Kicking)	31/31

#### PAT (Passing)

PAT (Rushing)	0/0
FIELD GOALS	10/23

### SCORING

Denson	
Lynch	
Briscoe	
Van Heusen	
Jones	
McCarthy	
Haffner	
Beer	
Ford	
Humphreys	
Myrtle	
<b>BRONCOS</b>	<b>3</b>
<b>OPPONENTS</b>	<b>4</b>

## 1967 FINAL STATISTICS (3-11)

Head Coach: Lou Saban AFL West: 4th Home Stadium: Bears Stadium

Date	W-L	Score	Opponent	Attendance	RUSHING	No.	Yds.	Avg.	Long	TD
Sept 3	W	26-21	Boston	35,488	Little	130	381	2.9	14	1
Sept 10	L	0-51	at Oakland	25,423	Mitchell	82	308	3.8	35	0
Sept 17	L	21-35	at Miami	29,381	Hickey	73	263	3.6	20	4
Sept 24	L	24-38	New York Jets	35,365	Hayes	85	255	3.0	18	4
Oct 1	L	6-10	at Houston	21,798	Gilchrist	10	21	2.1	6	0
Oct 8	L	16-17	Buffalo	35,188	Lynch	2	7	3.5	7	0
Oct 22	L	21-38	San Diego	34,464	LeClair	8	6	0.8	10	1
Oct 29	L	9-52	at Kansas City	44,002	Tensi	24	4	0.2	13	0
Nov 5	L	17-21	Oakland	29,043	Crabtree	2	2	1.0	6	0
Nov 12	L	18-20	Houston	30,392	Glacken	1	10	10.0	10	0
Nov 19	W	21-20	at Buffalo	30,891	Cassese	1	5	5.0	5	0
Nov 23	L	20-24	at San Diego	34,586	Scarpitto	1	5	5.0	5	0
Dec 3	W	33-24	at New York Jets	61,615	Denson	1	-2	-2.0	-2	0
Dec 17	L	24-38	Kansas City	31,660	<b>BRONCOS</b>	<b>420</b>	<b>1265</b>	<b>3.0</b>	<b>35</b>	<b>10</b>
					<b>OPPONENTS</b>	<b>444</b>	<b>2076</b>	<b>4.7</b>	<b>65</b>	<b>21</b>

TEAM STATISTICS	Den	Opp	RECEIVING	No.	Yds.	Avg.	Long	TD	
TOTAL FIRST DOWNS	172	276	Denson	46	899	19.5	68	11	
Rushing	65	115	Crabtree	46	716	15.6	76	5	
Passing	91	143	Hayes	13	125	9.6	24	0	
Penalty	16	18	Beer	11	155	14.1	29	0	
TOTAL NET YARDS	2947	5201	Little	7	11	1.6	15	0	
Avg. Per Game	210.5	371.5	White	5	87	17.4	40	0	
Total Plays	852	921	Hickey	7	36	5.1	22	1	
Avg. Per Play	3.5	5.6	Mitchell	7	15	2.1	15	0	
NET YARDS RUSHING	1265	2076	Sweeney	6	136	22.7	48	0	
Avg. Per Game	90.4	148.3	Scarpitto	1	14	14.0	14	0	
Total Rushes	420	444	Gilchrist	1	-4	-4.0	0	0	
Avg. Per Rush	3.0	4.7	BRONCOS	150	2190	14.6	76	17	
NET YARDS PASSING	1682	3125	OPPONENTS	214	3289	15.3	79	27	
Avg. Per Game	120.1	223.2	INTERCEPTIONS	No.	Yds.	Avg.	Long	TD	
Sacked/Yards Lost	58/508	18/164	Sellers	7	78	11.1	47	1	
Att./Completions	374/150	459/214	Wilson	4	153	38.3	70	2	
Completion Pct.	40.1	46.6	Lentz	4	72	18.0	47	0	
Had Intercepted	18	28	Wright	4	22	5.5	8	0	
PUNTS/AVERAGE	105/44.9	65/41.5	Sykes	2	29	14.5	29	0	
Had Blocked	1	1	Huard	2	12	6.0	9	0	
PUNT RETURNS	27/357	61/718	Richter	2	6	3.0	6	0	
Avg. Per Return	13.2	11.8	Cassese	1	24	24.0	24	0	
KICKOFF RETURNS	60/1518	42/1046	Cunningham	1	16	16.0	16	0	
Avg. Per Return	25.3	24.9	Myrtle	1	1	1.0	1	0	
INTERCEPTIONS/RET.	28/413	18/262	BRONCOS	28	413	14.8	70	3	
PENALTIES/YARDS	48/512	58/628	OPPONENTS	18	262	14.6	—	2	
FUMBLES/BALL LOST	30/12	23/13	PUNTING	No.	Yds.	Avg.	Long	B	
TOUCHDOWNS	31	52	Scarpitto	105	4713	44.9	73	1	
Rushing	10	21	OPPONENTS	65	2699	41.5	60	1	
Passing	17	27	PUNT RETURNS	No.	FC	Yds.	Avg.	Long	TD
Others	4	4	Little	16	6	270	16.9	72	1
PAT (Kicking)	28/30	48/49	Sellers	4	0	24	6.0	17	0
PAT (Passing)	1/1	1/2							
PAT (Rushing)	0/0	1/1							
FIELD GOALS	12/27	15/31							

SCORING	TD	Ru	Pa	Rt	PAT	FG	\$	PTS
Denson	11	0	11	0	0/0	0/0	0	66
Humphreys	0	0	0	0	18/19	7/15	0	39
Hickey	5	4	1	0	0/0	0/0	0	30
Crabtree	5	0	5	0	0/0	0/0	0	30
Hayes	4	4	0	0	0/0	0/0	0	26
Little	2	1	0	1	0/0	0/0	0	12
Wilson	2	0	0	2	0/0	0/0	0	12
Kroner	0	0	0	0	5/6	2/2	0	11
Duncan	0	0	0	0	3/3	2/5	0	9
Sellers	1	0	0	1	0/0	0/0	0	6
LeClair	1	1	0	0	0/0	0/0	0	6
LeClerc	0	0	0	0	2/2	1/6	0	5
Jackson	0	0	0	0	0/0	0/0	1	2
White	0	0	0	0	0/0	0/0	1	2
<b>BRONCOS</b>	<b>31</b>	<b>10</b>	<b>17</b>	<b>4</b>	<b>28/30</b>	<b>12/28</b>	<b>2</b>	<b>256</b>
<b>OPPONENTS</b>	<b>52</b>	<b>21</b>	<b>27</b>	<b>4</b>	<b>48/49</b>	<b>15/31</b>	<b>0</b>	<b>409</b>

SACKS: R. Jackson 4.5, Costa 4.5, Cox 2.5, Cunningham 2.5, Inman 1.5, Duranko 1, Myrtle 1, Minich 1, Richter 0.5, Tatal 19.0

PASSING	Att.	Comp.	Yds.	Cmp.%	Yd./Att.	TD	TD%	Int.	Int.%	LG
Tensi	325	131	1915	40.3	5.9	16	4.9	17	5.2	76
LeClair	45	19	275	42.2	6.1	1	6.1	1	2.2	48
Glacken	4	0	0	0.0	0.0	0	0.0	0	0.0	0
<b>BRONCOS</b>	<b>374</b>	<b>150</b>	<b>2190</b>	<b>40.1</b>	<b>5.9</b>	<b>17</b>	<b>4.5</b>	<b>18</b>	<b>4.8</b>	<b>76</b>
<b>OPPONENTS</b>	<b>459</b>	<b>214</b>	<b>3289</b>	<b>46.6</b>	<b>7.2</b>	<b>27</b>	<b>5.9</b>	<b>28</b>	<b>6.1</b>	<b>79</b>

## 1966 FINAL STATISTICS (4-10)

Head Coach: Mac Speedie (2) / Ray Malavasi (12) AFL West: 4th Home Stadium: Bears Stadium

Date	W-L	Score	Opponent	Attendance	RUSHING	No.	Yds.	Avg.	Long	TD
Sept 3	L	7-45	at Houston	30,156	Hayes	105	417	4.0	56	1
Sept 18	L	10-24	Boston	25,337	Haynes	129	304	2.4	20	2
Sept 25	L	7-16	New York Jets	29,878	Mitchell	70	199	2.8	21	0
Oct 2	W	40-38	Houston	27,203	Scarpitto	4	110	27.5	63	1
Oct 8	L	10-37	at Kansas City	33,929	Lester	34	84	2.5	10	0
Oct 16	L	7-24	at Miami	23,393	Choboian	21	45	2.1	12	2
Oct 23	L	10-56	Kansas City	26,196	Slaughter	1	10	10.0	10	0
Oct 30	L	17-24	at San Diego	25,819	Kellogg	6	3	0.5	5	0
Nov 6	W	17-10	at Boston	18,154	McCormick	4	2	0.5	3	0
Nov 20	L	3-17	Oakland	26,703	Glacken	2	-1	-0.5	5	0
Nov 27	W	20-17	San Diego	24,860	<b>BRONCOS</b>	<b>376</b>	<b>1173</b>	<b>3.1</b>	<b>63</b>	<b>6</b>
Dec 4	W	17-7	Miami	32,592	<b>OPPONENTS</b>	<b>441</b>	<b>2029</b>	<b>4.6</b>	<b>61</b>	<b>17</b>
Dec 11	L	10-28	at Oakland	31,765	<b>RECEIVING</b>	<b>No.</b>	<b>Yds.</b>	<b>Avg.</b>	<b>Long</b>	<b>TD</b>
Dec 18	L	21-38	at Buffalo	40,538	Haynes	46	480	10.4	52	1

TEAM STATISTICS	Den	Opp	RECEIVING	No.	Yds.	Avg.	Long	TD
TOTAL FIRST DOWNS	171	251	Denson	36	725	20.1	65	3
Rushing	61	101	Taylor	35	448	12.8	32	1
Passing	95	122	Scarpitto	21	335	16.0	62	4
Penalty	14	28	Mitchell	14	239	17.1	79	2
TOTAL NET YARDS	3168	4544	Hayes	8	49	6.1	29	0
Avg. Per Game	226.3	324.6	Lester	2	26	13.0	21	1
Total Plays	815	871	Crabtree	1	38	38.0	38	0
Avg. Per Play	3.9	5.2	Franci	1	8	8.0	8	0
NET YARDS RUSHING	1173	2029	Kellogg	1	5	5.0	5	0
Avg. Per Game	83.0	144.9	Wright	1	-2	-2.0	-2	0
Total Rushes	376	441	<b>BRONCOS</b>	<b>166</b>	<b>2351</b>	<b>14.2</b>	<b>79</b>	<b>12</b>
Avg. Per Rush	3.1	4.6	<b>OPPONENTS</b>	<b>192</b>	<b>2819</b>	<b>14.7</b>	<b>79</b>	<b>26</b>
NET YARDS PASSING	1995	2515	<b>INTERCEPTIONS</b>	<b>No.</b>	<b>Yds.</b>	<b>Avg.</b>	<b>Long</b>	<b>TD</b>
Avg. Per Game	142.5	179.6	Brown	3	37	12.3	31	0
Sacked/Yards Lost	37/356	33/304	Sellers	3	24	8.0	24	0
Att./Completions	402/166	396/192	Matsos	2	10	5.0	5	0
Completion Pct.	41.3	48.5	Hopkins	2	9	4.5	9	0
Had Intercepted	30	13	Wright	1	15	15.0	15	0
PUNTS/AVERAGE	77/45.2	60/42.7	Bramlett	1	12	12.0	12	0
Had Blocked	1	0	Wilson	1	2	2.0	2	0
PUNT RETURNS	26/235	38/296	<b>BRONCOS</b>	<b>13</b>	<b>109</b>	<b>8.4</b>	<b>31</b>	<b>0</b>
Avg. Per Return	9.0	7.8	<b>OPPONENTS</b>	<b>30</b>	<b>545</b>	<b>18.2</b>	<b>—</b>	<b>1</b>
KICKOFF RETURNS	58/1558	43/1000	<b>PUNTING</b>	<b>No.</b>	<b>Yds.</b>	<b>Avg.</b>	<b>Long</b>	<b>B</b>
Avg. Per Return	26.9	23.3	Scarpitto	76	3480	45.8	70	1
INTERCEPTIONS/RET.	13/109	30/545	<b>BRONCOS</b>	<b>77</b>	<b>2878</b>	<b>45.2</b>	<b>70</b>	<b>1</b>
PENALTIES/YARDS	66/773	75/571	<b>OPPONENTS</b>	<b>60</b>	<b>2564</b>	<b>42.7</b>	<b>68</b>	<b>0</b>
FUMBLES/BALL LOST	36/17	35/18	<b>PUNT RETURNS</b>	<b>No.</b>	<b>Yds.</b>	<b>Avg.</b>	<b>Long</b>	<b>TD</b>
TOUCHDOWNS	22	47	Haynes	10	119	11.9	42	0
Rushing	6	17	Scott	7	56	8.0	21	0
Passing	12	26	Sellers	6	49	8.2	17	0
Others	4	4	Wilson	2	10	5.0	10	0
PAT (Kicking)	20/20	46/46	Lester	1	1	1.0	1	0
PAT (Passing)	1/2	1/1	<b>BRONCOS</b>	<b>26</b>	<b>235</b>	<b>9.0</b>	<b>42</b>	<b>0</b>
PAT (Rushing)	0	0	<b>OPPONENTS</b>	<b>38</b>	<b>296</b>	<b>7.8</b>	<b>—</b>	<b>0</b>
FIELD GOALS	14/25	17/40	<b>KICKOFF RETURNS</b>	<b>No.</b>	<b>Yds.</b>	<b>Avg.</b>	<b>Long</b>	<b>TD</b>

SCORING	TD	Ru	Pa	Rt	PAT	FG	\$	PTS	KICKOFF RETURNS	No.	Yds.	Avg.	Long	TD
Kroner	0	0	0	0	20/20	14/25	0	62	Sellers	19	541	28.5	100t	2
Scarpitto	5	1	4	0	0/0	0/0	0	32	Wilson	10	309	30.9	100t	1
Haynes	3	2	1	0	0/0	0/0	0	18	Scott	9	282	31.3	77	0
Denson	3	0	3	0	0/0	0/0	0	18	Haynes	9	229	25.4	43	0
Mitchell	2	0	2	0	0/0	0/0	0	12	Crabtree	5	129	25.8	32	0
Sellers	2	0	0	2	0/0	0/0	0	12	Mitchell	3	55	18.3	26	0
Choboian	2	2	0	0	0/0	0/0	0	12	Lester	1	11	11.0	11	0
Taylor	1	0	1	0	0/0	0/0	0	6	Sturm	1	2	2.0	2	0
Hayes	1	1	0	0	0/0	0/0	0	6	Inman	1	0	0.0	0	0
Bramlett	1	0	0	1	0/0	0/0	0	6	BRONCOS	58	1558	26.9	100t	3
Lester	1	0	1	0	0/0	0/0	0	6	OPPONENTS	43	1000	23.3	—	0
Wilson	1	0	0	1	0/0	0/0	0	6	SACKS:	Bramlett 9.5, LaRose 4.5, Keating 3.5, Leetzow 3, Jacobs				
BRONCOS	22	6	12	4	20/20	14/25	0	196	2, Hopkins 1.5, Jeter 1.5, Gonsoulin 1, Tarasovic 1, Cox 0.5, Team					
OPPONENTS	47	17	26	4	46/46	17/40	0	381	5, TOTAL 33.0					

## 1965 FINAL STATISTICS (4-10)

Head Coach: Mac Speedie AFL West: 4th Home Stadium: Bears Stadium

Date	W-L	Score	Opponent	Attendance	RUSHING	No.	Yds.	Avg.	Long	TD
Sept 11	L	31-34	at San Diego	27,022	Gilchrist	252	954	3.8	44	6
Sept 19	L	15-30	Buffalo	30,682	Hayes	130	526	4.1	43	5
Sept 24	W	27-10	at Boston	26,782	Haynes	41	166	4.1	47	3
Oct 3	W	16-13	New York Jets	34,988	Scarpitto	4	94	23.5	44	0
Oct 10	L	23-31	Kansas City	31,001	Slaughter	20	75	3.8	13	0
Oct 17	W	28-17	Houston	32,492	Barry	2	19	9.5	11	0
Oct 24	L	13-31	at Buffalo	45,046	Lee	2	1	0.5	2	0
Oct 31	L	10-45	at New York Jets	53,717	McCormick	1	-2	-2.0	-2	0
Nov 7	L	21-35	San Diego	33,073	Denson	1	-4	-4.0	-4	0
Nov 14	W	31-21	at Houston	28,126	<b>BRONCOS</b>	<b>453</b>	<b>1829</b>	<b>4.0</b>	<b>47</b>	<b>14</b>
Nov 21	L	20-28	Oakland	30,369	<b>OPPONENTS</b>	<b>384</b>	<b>1337</b>	<b>3.5</b>	<b>41</b>	<b>24</b>
Dec 5	L	13-24	at Oakland	19,023	<b>RECEIVING</b>	<b>No.</b>	<b>Yds.</b>	<b>Avg.</b>	<b>Long</b>	<b>TD</b>
Dec 12	L	20-28	Boston	27,207	Taylor	85	1131	13.3	63	6
Dec 19	L	35-45	at Kansas City	14,421	Scarpitto	32	585	18.3	90	5

TEAM STATISTICS	Den	Opp
TOTAL FIRST DOWNS	255	244
Rushing	111	87
Passing	117	138
Penalty	27	19
TOTAL NET YARDS	4469	4297
Avg. Per Game	319.2	306.9
Total Plays	959	850
Avg. Per Play	4.7	5.1
NET YARDS RUSHING	1829	1337
Avg. Per Game	130.6	95.5
Total Rushes	453	384
Avg. Per Rush	4.0	3.5
NET YARDS PASSING	2640	2960
Avg. Per Game	188.6	211.4
Sacked/Yards Lost	24/208	26/305
Att./Completions	482/222	440/202
Completion Pct.	46.1	45.9
Had Intercepted	30	25
PUNTS/AVERAGE	68/42.3	73/45.8
PENALTIES/YARDS	69/750	86/836
FUMBLES/BALL LOST	29/16	27/14
TOUCHDOWNS	38	50
Rushing	14	24
Passing	18	23
Punt Returns	1	1
Pass Interceptions	3	2
Fumble Returns	2	0
Safety	0	0
PAT (Total)	34	50
Kicking	32/32	50/50
Running	1/2	0/0
Passing	1/4	0/0
FIELD GOALS	13/29	14/23

SCORING	TD	Ru	Pa	Rt	PAT	FG	S	PTS
Kroner	0	0	0	0	32/32	13/29	0	71
Hayes	7	5	2	0	0/0	0/0	0	44
Gilchrist	7	6	1	0	0/0	0/0	0	42
Haynes	6	3	2	1	0/0	0/0	0	36
Taylor	6	0	6	0	0/0	0/0	0	36
Scarpitto	5	0	5	0	0/0	0/0	0	30
Griffin	2	0	0	2	0/0	0/0	0	12
Bramlett	2	0	0	2	0/0	0/0	0	12
Dixon	2	0	2	0	0/0	0/0	0	12
Wilson	1	0	0	1	0/0	0/0	0	6
Gonsoulin	0	0	0	0	0/0	0/0	0	2
Slaughter	0	0	0	0	0/0	0/0	0	2
<b>BRONCOS</b>	<b>38</b>	<b>14</b>	<b>18</b>	<b>6</b>	<b>32/32</b>	<b>13/29</b>	<b>0</b>	<b>303</b>
<b>OPPONENTS</b>	<b>50</b>	<b>24</b>	<b>23</b>	<b>3</b>	<b>50/50</b>	<b>14/23</b>	<b>0</b>	<b>392</b>

PASSING	Att.	Comp.	Yds.	Cmp.%	Yd./Att.	TD	TD%	Int.	Int.%	LG
Slaughter	147	75	864	51.0	5.88	6	4.1	12	8.2	51
McCormick	253	103	1292	40.7	5.11	7	2.8	14	5.5	90
Lee	80	44	692	55.0	8.65	5	6.3	3	3.8	66
<b>BRONCOS</b>	<b>482</b>	<b>222</b>	<b>2848</b>	<b>46.1</b>	<b>5.91</b>	<b>18</b>	<b>3.7</b>	<b>30</b>	<b>6.2</b>	<b>90</b>
<b>OPPONENTS</b>	<b>440</b>	<b>202</b>	<b>3265</b>	<b>45.9</b>	<b>7.42</b>	<b>23</b>	<b>5.2</b>	<b>25</b>	<b>5.7</b>	<b>78</b>

## 1964 FINAL STATISTICS (2-11-1)

Head Coach: Jack Faulkner (4) / Mac Speedie (10) AFL West: 4th Home Stadium: Bears Stadium

Date	W-L	Score	Opponent	Attendance	RUSHING	No.	Yds.	Avg.	Long	TD
Sept 12	L	6-30	at New York Jets	45,665	Mitchell	177	590	3.3	33	5
Sept 20	L	13-30	at Buffalo	28,501	Joe	112	415	3.7	51	2
Sept 27	L	17-38	Houston	22,651	Lee	42	163	3.8	16	3
Oct 4	L	10-39	Boston	15,485	Slaughter	20	54	2.7	18	0
Oct 11	W	33-27	Kansas City	16,285	Mingo	6	26	4.3	9	0
Oct 18	L	14-42	at San Diego	23,332	Stone	12	26	2.2	5	0
Oct 25	L	7-40	at Oakland	17,858	Dixon	18	25	1.4	17	0
Nov 1	L	39-49	at Kansas City	15,053	Barry	3	7	2.3	11	0
Nov 8	L	20-31	San Diego	19,670	Scarpitto	1	5	5.0	5	0
Nov 15	W	20-16	New York Jets	11,309	<b>BRONCOS</b>	<b>391</b>	<b>1311</b>	<b>3.4</b>	<b>51</b>	<b>10</b>
Nov 20	L	7-12	at Boston	24,979	<b>OPPONENTS</b>	<b>424</b>	<b>2064</b>	<b>4.9</b>	<b>58</b>	<b>21</b>
Nov 29	T	20-20	Oakland	15,958	<b>RECEIVING</b>	<b>No.</b>	<b>Yds.</b>	<b>Avg.</b>	<b>Long</b>	<b>TD</b>
Dec 13	L	19-30	Buffalo	14,431	Taylor	76	873	11.5	57	7
Dec 20	L	15-34	at Houston	15,839	Dixon	38	585	15.4	62	1

TEAM STATISTICS	Den	Opp
TOTAL FIRST DOWNS	207	271
Rushing	78	100
Passing	116	148
Penalty	13	23
TOTAL NET YARDS	3332	4970
Avg. Per Game	238.0	355.0
Total Plays	908	908
Avg. Per Play	3.7	5.5
NET YARDS RUSHING	1311	2064
Avg. Per Game	93.6	147.4
Total Rushes	391	424
Avg. Per Rush	3.4	4.9
NET YARDS PASSING	2021	2906
Avg. Per Game	144.4	207.6
Sacked/Yards Lost	61/520	44/447
Att./Completions	456/230	440/215
Completion Pct.	50.4	48.9
Had Intercepted	32	32
PUNTS/AVERAGE	83/43.4	59/41.4
PENALTIES/YARDS	76/774	63/573
FUMBLES/BALL LOST	27/8	40/21
TOUCHDOWNS	28	52
Rushing	10	21
Passing	14	29
Punt Returns	1	1
Pass Interceptions	1	1
Fumble Returns	2	0
Safety	1	4
PAT (Total)	25	52
Kicking	22/25	52/52
Running	1	0
Passing	2	0
FIELD GOALS	14/34	22/25

SCORING	TD	Ru	Pa	Rt	PAT	FG	S	PTS
Taylor	7	0	7	0	0/0	0/0	0	42
Mingo	0	0	0	0	9/10	8/12	0	33
Mitchell	6	5	1	0	0/0	0/0	0	36
Guesman	0	0	0	0	13/15	6/22	0	31
Scarpitto	4	0	4	0	0/0	0/0	0	24
Lee	3	3	0	0	0/0	0/0	0	18
Joe	2	2	0	0	0/0	0/0	0	14
Denson	1	0	1	0	0/0	0/0	0	8
Dixon	1	0	1	0	0/0	0/0	0	6
Barry	1	0	0	1	0/0	0/0	0	6
Cooke	1	0	0	1	0/0	0/0	0	6
Janik	1	0	0	1	0/0	0/0	0	6
McMillin	1	0	0	1	0/0	0/0	0	6
Slaughter	0	0	0	0	0/0	0/0	0	2
TEAM	0	0	0	0	0/0	0/0	1	2
<b>BRONCOS</b>	<b>28</b>	<b>10</b>	<b>14</b>	<b>4</b>	<b>22/25</b>	<b>14/34</b>	<b>1</b>	<b>240</b>
<b>OPPONENTS</b>	<b>52</b>	<b>21</b>	<b>29</b>	<b>2</b>	<b>52/52</b>	<b>22/25</b>	<b>4</b>	<b>438</b>

PASSING	Att.	Comp.	Yds.	Cmp.%	Yd./Att.	TD	TD%	Int.	Int.%	LG
Lee	265	133	1611	50.2	6.08	11	4.2	20	7.5	82
Slaughter	189	97	930	51.3	4.92	3	1.6	11	5.8	39
Mitchell	1	0	0	0.0	0.00	0	0.0	0	0.0	0
Taylor	1	0	0	0.0	0.00	0	0.0	1	100.0	0
<b>BRONCOS</b>	<b>456</b>	<b>230</b>	<b>2541</b>	<b>50.4</b>	<b>5.57</b>	<b>14</b>	<b>3.1</b>	<b>32</b>	<b>7.0</b>	<b>82</b>
<b>OPPONENTS</b>	<b>440</b>	<b>215</b>	<b>3353</b>	<b>48.9</b>	<b>7.62</b>	<b>29</b>	<b>6.6</b>	<b>32</b>	<b>7.3</b>	<b>66</b>



## 1963 FINAL STATISTICS (2-11-1)

Head Coach: Jack Faulkner AFL West: 4th Home Stadium: Bears Stadium

Date	W-L	Score	Opponent	Attendance	RUSHING	No.	Yds.	Avg.	Long	TD
Sept 7	L	7-59	Kansas City	21,115	Joe	154	649	4.2	68	4
Sept 14	L	14-20	at Houston	23,147	Stone	96	382	4.0	39	2
Sept 29	W	14-10	Boston	18,636	Slaughter	32	124	3.9	19	1
Oct 6	W	50-34	San Diego	18,428	Dixon	23	105	4.6	18	2
Oct 13	L	24-33	Houston	24,087	Mingo	24	90	3.8	17	0
Oct 18	L	21-40	at Boston	25,418	Breaux	10	51	5.1	15	0
Oct 26	T	35-35	at New York Jets	20,377	Mitchell	23	45	2.0	7	0
Nov 3	L	28-30	Buffalo	19,424	Dickinson	5	31	6.2	13	0
Nov 9	L	17-27	at Buffalo	30,989	Gaiters	9	20	2.2	8	0
Nov 17	L	9-14	New York Jets	14,247	Walker	2	14	7.0	9	0
Nov 28	L	10-26	Oakland	14,763	Barnes	0	2	—	2	0
Dec 8	L	21-52	at Kansas City	17,443	McCormick	3	-5	-1.7	-2	0
Dec 15	L	31-35	at Oakland	15,223	TEAM	3	0	0.0	0	0
Dec 22	L	20-58	at San Diego	31,312	<b>BRONCOS</b>	<b>384</b>	<b>1508</b>	<b>3.9</b>	<b>68</b>	<b>9</b>
					<b>OPPONENTS</b>	<b>420</b>	<b>1687</b>	<b>4.0</b>	<b>—</b>	<b>15</b>

TEAM STATISTICS	Den	Opp	RECEIVING	No.	Yds.	Avg.	Long	TD
TOTAL FIRST DOWNS	230	254	Taylor	78	1101	14.1	72	10
Rushing	84	92	Prebola	30	471	15.7	57	2
Passing	133	145	Groman	27	437	16.2	74	3
Penalty	13	17	Stone	22	208	9.4	55	2
TOTAL NET YARDS	3995	5081	Scarpitto	21	463	22.0	66	5
Avg. Per Game	285.4	362.9	Joe	15	90	6.0	34	1
NET YARDS RUSHING	1508	1687	Dixon	10	132	13.2	30	0
Avg. Per Game	107.7	120.5	Mitchell	8	71	8.8	20	0
Total Rushes	384	420	Mingo	3	11	3.7	27	0
Avg. Per Rush	3.9	4.0	Gaiters	1	74	74.0	74	1
NET YARDS PASSING	2487	3394	Dickinson	1	9	9.0	9	0
Avg. Per Game	177.6	242.4	Rychlec	1	9	9.0	9	0
Sacked/Yards Lost	63/590	19/178	<b>BRONCOS</b>	<b>217</b>	<b>3076</b>	<b>14.2</b>	<b>74</b>	<b>24</b>
Att./Completions	453/217	408/204	<b>OPPONENTS</b>	<b>204</b>	<b>3572</b>	<b>17.5</b>	<b>—</b>	<b>40</b>
Completion Pct.	47.9	50.0	<b>INTERCEPTIONS</b>	<b>No.</b>	<b>Yds.</b>	<b>Avg.</b>	<b>Long</b>	<b>TD</b>
Had Intercepted	28	15	Gonsoulin	6	64	10.6	42	1
PUNTS/AVERAGE	81/44.4	61/43.7	Janik	2	32	16.0	31	0
PENALTIES/YARDS	65/548	61/516	McDaniel	2	12	6.0	10	0
FUMBLES/BALL LOST	34/15	33/20	Zeman	1	23	23.0	23	0
TOUCHDOWNS	36	61	Hopkins	1	21	21.0	21	0
Rushing	9	15	Brown	1	0	0.0	0	0
Passing	24	40	Holz	1	0	0.0	0	0
Kickoff Returns	1	1	Mitchell	1	0	0.0	0	0
Pass Interceptions	1	2	McGeever	0	*18	—	18	0
Fumble Returns	1	3	<b>BRONCOS</b>	<b>15</b>	<b>170</b>	<b>11.3</b>	<b>42</b>	<b>1</b>
Safety	0	2	<b>OPPONENTS</b>	<b>28</b>	<b>—</b>	<b>—</b>	<b>—</b>	<b>2</b>
PAT (Total)	36	57	*return yardage gained by lateral					
Kicking	35	55	<b>PUNTING</b>	<b>No.</b>	<b>Yds.</b>	<b>Avg.</b>	<b>Long</b>	<b>B</b>
Running	0	0	Fraser	78	3595	46.1	66	—
Passing	1	2	<b>BRONCOS</b>	<b>81</b>	<b>3595</b>	<b>44.3</b>	<b>66</b>	<b>3</b>
FIELD GOALS	16/30	15/32	<b>OPPONENTS</b>	<b>61</b>	<b>2664</b>	<b>43.7</b>	<b>—</b>	<b>—</b>

Score By Periods	1	2	3	4	OT	Total
<b>BRONCOS</b>	40	96	64	101	—	301
<b>OPPONENTS</b>	121	113	127	112	—	473

SCORING	TD	Ru	Pa	Rt	PAT	FG	S	PTS
Mingo	0	0	0	0	35/35	16/30	0	83
Taylor	10	0	10	0	0/0	0/0	0	60
Joe	5	4	1	0	0/0	0/0	0	30
Scarpitto	5	0	5	0	0/0	0/0	0	30
Stone	4	2	2	0	0/0	0/0	0	24
Groman	3	0	3	0	0/0	0/0	0	18
Prebola	2	0	2	0	0/0	0/0	0	14
Dixon	2	2	0	0	0/0	0/0	0	12
Gonsoulin	1	0	0	1	0/0	0/0	0	6
Mitchell	1	0	0	1	0/0	0/0	0	6
McFadin	1	0	0	1	0/0	0/0	0	6
Slaughter	1	1	0	0	0/0	0/0	0	6
Gaiters	1	0	1	0	0/0	0/0	0	6
<b>BRONCOS</b>	<b>36</b>	<b>9</b>	<b>24</b>	<b>3</b>	<b>35/35</b>	<b>16/30</b>	<b>0</b>	<b>301</b>
<b>OPPONENTS</b>	<b>61</b>	<b>15</b>	<b>40</b>	<b>6</b>	<b>55/56</b>	<b>15/32</b>	<b>2</b>	<b>473</b>

KICKOFF RETURNS	No.	Yds.	Avg.	Long	TD
Mitchell	37	954	25.7	90	1
Gaiters	11	225	20.4	29	0
Dixon	9	195	21.6	37	0
Frazier	7	185	26.6	49	0
Mingo	7	151	21.6	31	0
Brown	3	70	23.3	54	0
Olson	2	0	0.0	0	0
Scarpitto	1	8	8.0	8	0
Groman	0	*9	—	9	0
Gonsoulin	0	*4	—	4	0
<b>BRONCOS</b>	<b>78</b>	<b>1801</b>	<b>23.1</b>	<b>90</b>	<b>1</b>
<b>OPPONENTS</b>	<b>51</b>	<b>1310</b>	<b>25.7</b>	<b>—</b>	<b>1</b>

\*return yardage gained by lateral  
SACKS: Gavin 4.5, McFadin 3.5, Lassiter 2.5, Peters 2, Nery 1.5, Fraser 1.5, Erlandson 1, McDaniel 1, Holz 0.5, Team 1, **TOTAL 19.0**

PASSING	Att.	Comp.	Yds.	Cmp.%	Yd./Att.	TD	TD%	Int.	Int.%	LG
Slaughter	223	112	1689	50.2	7.57	13	5.8	15	6.7	74
Breaux	138	70	935	50.7	6.76	7	5.1	6	4.3	71
McCormick	72	28	417	48.8	5.79	4	5.6	3	4.2	72
Tripucka	15	7	31	46.6	2.07	0	0.0	5	33.3	14
Stone	3	0	0	0.0	0.00	0	0.0	0	0.0	—
Taylor	1	0	0	0.0	0.00	0	0.0	0	0.0	—
Mingo	1	0	0	0.0	0.00	0	0.0	0	0.0	—
<b>BRONCOS</b>	<b>453</b>	<b>217</b>	<b>3072</b>	<b>47.9</b>	<b>6.78</b>	<b>24</b>	<b>5.3</b>	<b>29</b>	<b>6.4</b>	<b>74</b>
<b>OPPONENTS</b>	<b>408</b>	<b>204</b>	<b>3572</b>	<b>50.0</b>	<b>8.75</b>	<b>40</b>	<b>9.8</b>	<b>15</b>	<b>3.7</b>	<b>—</b>

## 1962 FINAL STATISTICS (7-7)

Head Coach: Jack Faulkner AFL West: 2nd Home Stadium: Bears Stadium

Date	W-L	Score	Opponent	Attendance	RUSHING	No.	Yds.	Avg.	Long	TD
Sept 7	W	30-21	San Diego	28,000	Stone	94	360	3.8	27	3
Sept 15	W	23-20	at Buffalo	30,577	Dickinson	73	247	3.4	42	0
Sept 21	L	16-41	at Boston	21,038	Mingo	54	287	5.3	82t	4
Sept 30	W	32-10	at N.Y. Titans	17,213	Frazier	39	168	4.3	35	2
Oct 5	W	44-7	Oakland	22,452	Olsewski	33	114	3.4	46	0
Oct 14	W	23-6	at Oakland	7,000	Stinnette	21	87	4.1	14	1
Oct 21	W	20-10	Houston	34,496	Shaw	4	10	2.5	9	1
Oct 28	L	38-45	Buffalo	26,051	Tripucka	2	-1	-0.5	1	1
Nov 4	W	23-20	at San Diego	20,827	Taylor	2	26	13.0	18	0
Nov 11	L	29-33	Boston	28,187	<b>BRONCOS</b>	<b>322</b>	<b>1298</b>	<b>4.0</b>	<b>82</b>	<b>12</b>
Nov 18	L	3-24	Dallas	23,523	<b>OPPONENTS</b>	<b>439</b>	<b>1868</b>	<b>4.3</b>	<b>—</b>	<b>11</b>
Nov 22	L	45-46	N.Y. Titans	15,776	<b>RECEIVING</b>	<b>No.</b>	<b>Yds.</b>	<b>Avg.</b>	<b>Long</b>	<b>TD</b>
Dec 2	L	17-34	at Houston	30,650	Taylor	77	908	11.8	45	4
Dec 9	L	10-17	at Dallas	19,137	Dickinson	60	554	9.2	33	4

TEAM STATISTICS	Den	Opp	RECEIVING	No.	Yds.	Avg.	Long	TD
TOTAL FIRST DOWNS	270	234	Taylor	41	599	14.6	55	1
Rushing	72	88	Prebola	35	667	19.1	67	6
Passing	177	131	Stone	20	223	11.2	56	2
Penalty	21	15	Mingo	14	107	7.6	34	0
TOTAL NET YARDS	4702	4538	Olsewski	13	150	11.6	22	1
Avg. Per Game	336.2	324.4	Stinnette	13	109	8.4	32	0
NET YARDS RUSHING	1298	1868	Frazier	11	211	19.2	96	1
Avg. Per Game	93.1	133.4	Tarr	8	211	26.3	97	2
Total Rushes	439	439	<b>BRONCOS</b>	<b>292</b>	<b>3739</b>	<b>12.8</b>	<b>97</b>	<b>21</b>
Avg. Per Rush	4.0	4.3	<b>OPPONENTS</b>	<b>202</b>	<b>2894</b>	<b>14.3</b>	<b>—</b>	<b>24</b>
NET YARDS PASSING	3404	2670	<b>INTERCEPTIONS</b>	<b>No.</b>	<b>Yds.</b>	<b>Avg.</b>	<b>Long</b>	<b>TD</b>
Avg. Per Game	243.1	190.7	Gonsoulin	7	88	12.6	64t	1
Sacked/Yards Lost	30/335	25/224	Zeman	6	133	22.2	55	1
Att./Completions	559/292	423/202	McMillin	4	117	29.3	48	1
Completion Pct.	52.2	47.8	McDaniel	4	37	9.3	18	0
Had Intercepted	40	27	McGeever	2	63	31.5	48	1
PUNTS/AVERAGE	60/42.9	65/41.9	Gavin	1	35	35.0	35	0
PENALTIES/YARDS	64/613	76/678	Cash	1	5	5.0	5	0
FUMBLES/BALL LOST	28/14	34/19	Erlandson	1	3	3.0	3	0
TOUCHDOWNS	39	41	Fraser	1	2	2.0	2	0
Rushing	12	11	<b>BRONCOS</b>	<b>27</b>	<b>483</b>	<b>17.9</b>	<b>64t</b>	<b>4</b>
Passing	21	24	<b>OPPONENTS</b>	<b>40</b>	<b>421</b>	<b>10.5</b>	<b>—</b>	<b>5</b>
Defense>Returns	6	6	<b>PUNTING</b>	<b>No.</b>	<b>Yds.</b>	<b>Avg.</b>	<b>Long</b>	<b>B</b>
PAT (Total)	32	54	Fraser	54	2400	44.4	75	—
Kicking	27	52	McDaniel	5	173	34.6	39	—
Passing	4	0	<b>BRONCOS</b>	<b>60</b>	<b>2573</b>	<b>42.9</b>	<b>75</b>	<b>1</b>
Running	2	2	<b>OPPONENTS</b>	<b>65</b>	<b>2724</b>	<b>41.9</b>	<b>—</b>	<b>0</b>
FIELD GOALS	27/39	16/27	<b>PUNT RETURNS</b>	<b>No.</b>	<b>Yds.</b>	<b>Avg.</b>	<b>Long</b>	<b>TD</b>

Score By Periods	1	2	3	4	OT	Total
<b>BRONCOS</b>	48	94	61	150	—	353
<b>OPPONENTS</b>	64	105	58	107	—	334

SCORING	TD	Ru	Pa	Rt	PAT	FG	S	PTS
Mingo	4	4	0	0	32/34	27/39	0	137
Scarpitto	6	0	6	0	0/0	0/0	0	36
Stone	5	3	2	0	0/0	0/0	0	30
Dickinson	4	0	4	0	0/0	0/0	0	24
Taylor	4	0	4	0	0/0	0/0	0	24
Frazier	3	2	1	0	0/0	0/0	0	18
Tarr	2	0	2	0	0/0	0/0	0	12
McMillin	2	0	0	2	0/0	0/0	0	12
Prebola	1	0	1	0	0/0	0/0	0	8
Tripucka	1	1	0	0	0/0	0/0	0	6

## 1961 FINAL STATISTICS (3-11)

Head Coach: Frank Filchok AFL West: 3rd Home Stadium: Bears Stadium

Date	W-L	Score	Opponent	Attendance	RUSHING	No.	Yds.	Avg.	Long	TD
Sept 10	W	22-10	at Buffalo	16,636	Stone	127	505	4.0	34	4
Sept 16	L	17-45	at Boston	14,479	Bukaty	76	187	2.5	45	5
Sept 24	L	28-35	at N.Y. Titans	14,381	Ames	19	114	6.0	26	0
Oct 1	L	19-33	at Oakland	8,361	Frazier	23	110	4.8	43	1
Oct 8	L	12-19	Dallas	14,500	Herring	15	74	4.9	20	2
Oct 15	W	27-24	Oakland	11,129	Mingo	18	51	2.8	15	0
Oct 22	W	27-10	N.Y. Titans	12,508	Sturm	8	31	3.9	9	0
Oct 29	L	0-37	at San Diego	32,584	Carmichael	15	24	1.6	8	0
Nov 5	L	14-55	Houston	11,564	Traynham	6	12	2.0	8	0
Nov 12	L	16-19	San Diego	7,859	Stinnette	19	8	0.4	9	0
Nov 19	L	10-23	Buffalo	7,645	Allen	3	-4	-1.3	2	0
Nov 26	L	14-45	at Houston	27,874	Tripucka	4	-8	-2.0	0	0
Dec 3	L	24-28	Boston	9,303	TEAM	0	-13	-13.0	0	0
Dec 10	L	21-49	at Dallas	8,000	<b>BRONCOS</b>	<b>333</b>	<b>1091</b>	<b>3.3</b>	<b>45</b>	<b>11</b>
					<b>OPPONENTS</b>	<b>435</b>	<b>1633</b>	<b>3.8</b>	<b>—</b>	<b>17</b>

TEAM STATISTICS	Den	Opp	RECEIVING	No.	Yds.	Avg.	Long	TD
TOTAL FIRST DOWNS	219	233	Taylor	100	1176	12.7	52	4
Rushing	66	83	Frazier	47	799	17.0	87	6
Passing	127	127	Stone	38	344	9.1	37	4
Penalty	26	23	Prebola	29	349	12.0	54	1
TOTAL NET YARDS	3811	4418	Mingo	8	110	13.8	69	2
Avg. Per Game	272.2	335.0	Bukaty	14	94	6.7	13	0
NET YARDS RUSHING	1091	1633	Stinnette	11	58	5.3	15	1
Avg. Per Game	77.9	116.6	Mingo	8	110	13.8	69	2
Total Rushes	333	435	Ames	6	20	3.3	9	0
Avg. Per Rush	3.3	3.7	Hill	4	33	8.3	15	0
NET YARDS PASSING	2720	2785	Sturm	2	-1	-0.5	0	0
Avg. Per Game	194.3	198.9	Traynham	1	-1	-1.0	-1	0
Sacked/Yards Lost	33/284	33/275	<b>BRONCOS</b>	<b>265</b>	<b>3004</b>	<b>11.3</b>	<b>87</b>	<b>18</b>
Att./Completions	568/265	433/194	<b>OPPONENTS</b>	<b>194</b>	<b>3060</b>	<b>15.8</b>	<b>—</b>	<b>30</b>
Completion Pct.	46.7	44.8						
Had Intercepted	45	26	<b>INTERCEPTIONS</b>	<b>No.</b>	<b>Yds.</b>	<b>Avg.</b>	<b>Long</b>	<b>TD</b>
PUNTS/AVERAGE	80/39.4	77/40.5	Nugent	7	77	11.0	30	0
PENALTIES/YARDS	60/560	98/799	Gonsoulin	6	76	12.7	38	0
FUMBLES/BALL LOST	33/20	25/14	McMillin	5	56	11.2	26	0
TOUCHDOWNS	32	56	McNamara	3	85	28.3	34	0
Rushing	11	17	Hudson	3	16	5.3	13	0
Passing	18	30	Stinnette	1	40	40.0	40	0
Defense>Returns	3	9	Lamberti	1	5	5.0	5	0
PAT (Total)	28	37	<b>BRONCOS</b>	<b>26</b>	<b>355</b>	<b>13.7</b>	<b>40</b>	<b>0</b>
Kicking	27/27	36/38	<b>OPPONENTS</b>	<b>45</b>	<b>818</b>	<b>18.2</b>	<b>—</b>	<b>5</b>
Running	0/1	1/1	<b>PUNTING</b>	<b>No.</b>	<b>Yds.</b>	<b>Avg.</b>	<b>Long</b>	<b>B</b>
Passing	1/1	0/1	Herring	80	3149	39.4	63	0
FIELD GOALS	8/25	13/26	<b>OPPONENTS</b>	<b>77</b>	<b>3120</b>	<b>40.5</b>	<b>—</b>	<b>0</b>

Score By Periods	1	2	3	4	OT	Total	PUNT RETURNS	No.	Yds.	Avg.	Long	TD
<b>BRONCOS</b>	52	34	37	128	—	251	Frazier	18	231	12.8	55	1
<b>OPPONENTS</b>	75	143	95	119	—	432	Carmichael	7	58	8.3	29	0
							McNamara	4	17	4.3	9	0
							Ames	2	17	8.5	13	0
							Gavin	1	45	45.0	45t	1
							Mingo	1	1	1.0	1	0
							<b>BRONCOS</b>	<b>33</b>	<b>369</b>	<b>11.2</b>	<b>55</b>	<b>2</b>
							<b>OPPONENTS</b>	<b>26</b>	<b>368</b>	<b>14.2</b>	<b>—</b>	<b>2</b>

SCORING	TD	Ru	Pa	Rt	PAT	FG	\$	PTS	KICKOFF RETURNS	No.	Yds.	Avg.	Long	TD
Frazier	8	1	6	1	0/0	0/0	0	50	Frazier	18	504	28.0	90t	1
Stone	8	4	4	—	0/0	0/0	0	48	Carmichael	16	310	19.4	31	0
Bukaty	5	5	0	—	0/0	0/0	1	32	Ames	12	240	20.0	30	0
Mingo	2	0	2	—	11/11	3/10	0	32	Stone	9	215	23.9	76	0
Hill	0	0	0	—	16/16	5/15	0	31	Mingo	4	120	30.0	30	0
Taylor	4	0	4	—	0/0	0/0	0	24	Bukaty	3	41	13.7	20	0
Herring	2	2	0	—	0/0	0/0	0	12	Gonsoulin	1	34	34.0	34	0
Prebola	1	0	1	—	0/0	0/0	0	8	Hill	1	23	23.0	23	0
Gavin	1	0	0	1	0/0	0/0	0	6	Prebola	1	8	8.0	8	0
Stinnette	1	0	1	—	0/0	0/0	0	6	Stinnette	1	6	6.0	6	0
<b>BRONCOS</b>	<b>32</b>	<b>11</b>	<b>18</b>	<b>3</b>	<b>27/27</b>	<b>8/25</b>	<b>1</b>	<b>251</b>	<b>BRONCOS</b>	<b>66</b>	<b>1501</b>	<b>22.7</b>	<b>90t</b>	<b>1</b>
<b>OPPONENTS</b>	<b>56</b>	<b>17</b>	<b>30</b>	<b>9</b>	<b>52/52</b>	<b>13/26</b>	<b>0</b>	<b>432</b>	<b>OPPONENTS</b>	<b>42</b>	<b>720</b>	<b>17.1</b>	<b>—</b>	<b>0</b>

SACKS: Cash 7, Hauser 5.5, McFadin 5, Hudson 2, Stinnette 2, McDaniel 2, Konovsky 1, Gavin 1, Holz 0.5, Team 7, **TOTAL 33.0**

PASSING	Att.	Comp.	Yds.	Cmp.%	Yd./Att.	TD	TD%	Int.	Int.%	LG
Tripucka	344	167	1690	48.5	4.91	10	2.9	21	6.1	87
Herring	211	93	1160	44.1	5.50	5	2.4	22	10.4	54
Mingo	8	4	136	50.0	17.0	2	22.2	0	0.0	52
Stone	2	1	18	50.0	9.0	1	50.0	0	0.0	18
Taylor	2	0	0	0.0	0.00	0	0.0	1	100.0	0
Frazier	1	0	0	0.0	0.00	0	0.0	1	100.0	0
<b>BRONCOS</b>	<b>568</b>	<b>265</b>	<b>3004</b>	<b>46.7</b>	<b>5.29</b>	<b>18</b>	<b>3.2</b>	<b>45</b>	<b>7.9</b>	<b>87</b>
<b>OPPONENTS</b>	<b>433</b>	<b>194</b>	<b>3060</b>	<b>44.8</b>	<b>7.07</b>	<b>30</b>	<b>6.3</b>	<b>26</b>	<b>6.0</b>	<b>—</b>

## 1960 FINAL STATISTICS (4-9-1)

Head Coach: Frank Filchok AFL West: 4th Home Stadium: Bears Stadium

Date	W-L	Score	Opponent	Attendance	RUSHING	No.	Yds.	Avg.	Long	TD
Sept 9	W	13-10	at Boston	21,597	Rolle	130	501	3.9	57	2
Sept 18	W	27-21	at Buffalo	15,229	Mingo	83	323	3.9	39	4
Sept 23	L	24-28	at N.Y. Titans	20,462	Bell	43	238	5.5	68	0
Oct 2	W	31-14	Oakland	18,372	Carmichael	41	211	5.1	47	2
Oct 16	L	19-23	L.A. Chargers	19,141	Stransky	28	78	2.8	16	0
Oct 23	W	31-24	Boston	12,683	Wegert	5	37	7.4	32	0
Oct 30	L	14-17	Dallas Texans	13,002	Carpenter	4	13	3.3	9	0
Nov 6	L	25-45	Houston	14,489	McNamara	17	33	1.9	7	1
Nov 13	L	7-34	at Dallas Texans	21,000	Brodnax	15	18	1.2	7	0
Nov 20	L	10-20	at Houston	20,778	Allen	30	18	0.6	4	1
Nov 27	T	38-38	Buffalo	7,785	Taylor	2	-6	-3.0	—	0
Dec 4	L	27-30	N.Y. Titans	5,861	Herring	5	-46	-9.2	—	0
Dec 10	L	33-41	at L.A. Chargers	9,928	Tripucka	37	-226	-6.1	—	0
Dec 16	L	10-48	at Oakland	7,000	<b>BRONCOS</b>	<b>440</b>	<b>1195</b>	<b>2.7</b>	<b>68</b>	<b>10</b>
					<b>OPPONENTS</b>	<b>541</b>	<b>2145</b>	<b>4.0</b>	<b>—</b>	<b>23</b>

TEAM STATISTICS	Den	Opp	RECEIVING	No.	Yds.	Avg.	Long	TD
TOTAL FIRST DOWNS	248	254	Taylor	92	1235	13.4	80	12
Rushing	84	112	Carmichael	32	616	19.3	59	5
Passing	141	123	Carpenter	29	350	12.1	36	1
Penalty	23	19	Rolle	21	122	5.8	33	1
TOTAL NET YARDS	4442	5132	Greer	22	284	12.9	33	1
Avg. Per Game	317.3	366.5	Mingo	19	156	8.2	18	1
NET YARDS RUSHING	1195	2145	Jessup	9	120	13.3	26	1
Avg. Per Game	85.4	153.2	Epperson	11	99	9.0	16	0
Total Rushes	440	541	McNamara	7	143	20.4	55	1
NET YARDS PASSING	3247	2987	Allen	5	34	6.8	17	0
Avg. Per Game	231.9	213.4	Brodnax	5	39	7.8	19	1
Att./Completions	508/259	387/189	Stransky	3	11	3.7	11	0
Completion Pct.	51.0	48.7	Carothers	2	25	12.5	20	0
Had Intercepted	35	27	Bell	2	13	6.5	11	0
PUNTS/AVERAGE	70/37.3	67/39.0	<b>BRONCOS</b>	<b>259</b>	<b>3247</b>	<b>12.5</b>	<b>80</b>	<b>24</b>
PENALTIES/YARDS	54/501	62/633	<b>OPPONENTS</b>	<b>188</b>	<b>2987</b>	<b>15.8</b>	<b>—</b>	<b>25</b>
FUMBLES/BALL LOST	32/17	26/17						
TOUCHDOWNS	37	49	<b>INTERCEPTIONS</b>	<b>No.</b>	<b>Yds.</b>	<b>Avg.</b>	<b>Long</b>	<b>TD</b>
Rushing	10	19	Gonsoulin	11	98	8.9	—	0
Passing	24	25	McNamara	4	63	15.8	—	0
Defense>Returns	3	5	Pyeatt	4	60	15.0	—	1

Score By Periods	1	2	3	4	OT	Total	BRONCOS	No.	Yds.	Avg.	Long	TD
<b>BRONCOS</b>	42	93	86	88	—	309	Romine	3	69	23.0	—	0
<b>OPPONENTS</b>	96	108	90	99	—	393	King	2	18	9.0	—	0
							Alliston	1	65	65.0	65	0
							Doyle	1	24	24.0	24	0
							Yelverton	1	20	20.0	20t	1
							<b>BRONCOS</b>	<b>27</b>	<b>417</b>	<b>15.4</b>	<b>65</b>	<b>2</b>
							<b>OPPONENTS</b>	<b>35</b>	<b>340</b>	<b>9.7</b>	<b>—</b>	<b>3</b>

SCORING	TD	Ru	Pa	Rt	PAT	FG	\$	PTS	Doyle	1	24	24.0	24	1
Mingo	6	4	1	1	33/36	18/28	0	123	Yelverton	1	20	20.0	20t	1
Taylor	12	0	12	0	0/0	0/0	0	72	BRONCOS	27	417	15.4	65	2
Carmichael	7	2	5	0	0/0	0/0	0	42	OPPONENTS	35	340	9.7	—	3
Rolle	3	2	1	0	0/0	0/0	0	18	PUNTING	No.	Yds.	Avg.	Long	B
McNamara	2	1	1	0	0/0	0/0	0	12	Herring	70	2610	37.3	70	0
Allen	1	1	0	0	0/0	0/0	0	6	OPPONENTS	67	2611	39.0	—	0
Brodnax	1	0	1	0	0/0	0/0	0	6						
Carpenter	1	0	1	0	0/0	0/0	0	6	PUNT RETURNS	No.	Yds.	Avg.	Long	TD
Greer	1	0	1	0	0/0	0/0	0	6	Carmichael	15	101	6.7	—	0
Pyeatt	1	0	0	1	0/0	0/0	0	6	McNamara	11	68	6.2	—	0
Yelverton	1	0	0	1	0/0	0/0	0	6	Mingo	3	92	30.7	76t	1
Jessup	1	0	1	0	0/0	0/0	0	6	BRONCOS	29	261	9.0	76t	1
BRONCOS	37	10	24	3	33/36	18/28	0	309	OPPONENTS	20	149	7.5	—	1
OPPONENTS	49	19	25	5	44/47	17/27	0	393						

## DENVER BRONCOS STARTERS, 1960-2007

Listed below are the usual starters, by position, for the Denver Broncos on a season-by-season basis from 1960-2007. A player must have been the starter for the majority of the games that season to be designated as the starter. If the number of starting assignments at a position were virtually equal, two players have been listed with the player who had the greater playing time listed first. The term "Ret" is used to designate a player who was a kick return specialist.

1960	1961	1962	1963
<b>OFFENSE</b>	<b>OFFENSE</b>	<b>OFFENSE</b>	<b>OFFENSE</b>
LE 87 Lionel Taylor	LE 87 Lionel Taylor	LE 87 Lionel Taylor	SE 87 Lionel Taylor
85 Jim Greer	LT 77 Jack Mattox	LT 72 Jerry Sturmn	LT 76 Harold Olson
LT 74 Gordon Holz	LG 60 Ken Adamson	71 Jim Perkins	71 Jim Perkins
77 Carl Larpenier	C 51 Mike Nichols	LG 60 Ken Adamson	LG 67 Bob McCullough
LG 60 Ken Adamson	C 51 Mike Nichols	C 52 Jim Barton	C 72 Jerry Sturm
C 51 Mike Nichols	RG 71 Willie Smith	RG 67 Bob McCullough	RG 62 Ernie Barnes
RG 71 Willie Smith	RT 75 Eldon Danenhauer	RT 75 Eldon Danenhauer	RT 75 Eldon Danenhauer
RE 81 Bill Jessup	TE 88 Gene Prebola	TE 88 Gene Prebola	TE 88 Gene Prebola
RE 81 Bill Jessup	FL 42 Al Frazier (Ret)	FL 82 Bob Scarpitto	FL 82 Bob Scarpitto
FL 41 Bob McNamara	QB 18 Frank Tripucka	42 Al Frazier (Ret)	83 Bill Groman
81 Ken Carpenter	QB 18 Frank Tripucka	16 George Herring	QB 7 Mickey Slaughter
QB 18 Frank Tripucka	HB 34 Don Stone	HB 34 Don Stone	19 Don Breaux
HB 20 Henry Bell	FB 33 Fred Bukaty	HB 34 Don Stone	HB 34 Don Stone
21 Gene Mingo	P 16 George Herring	21 Gene Mingo	21 Gene Mingo
FB 35 Dave Rolle	PK 21 G. Mingo/84 J. Hill	FB 35 Bo Dickinson	FB 3 Billy Joe
P 16 George Herring	Ret 40 Al Carmichael	P 55 Jim Fraser	P 51 Jim Fraser
PK 21 Gene Mingo		PK 21 Gene Mingo	PK 21 Gene Mingo
Ret 40 Al Carmichael		Ret 21 Charley Mitchell	Ret 21 Charley Mitchell
<b>DEFENSE</b>	<b>DEFENSE</b>	<b>DEFENSE</b>	<b>DEFENSE</b>
LE 65 Joe Young	LE 66 John Cash	DE 61 Chuck Gavin	LE 83 Ray Jacobs
70 Don King	LT 64 Bud McFadin	DT 64 Bud McFadin	LT 62 Jerry Inman
LT 64 Bud McFadin	RT 74 Gordon Holz	73 Ike Lassiter	75 Rex Mirich
RT 67 John Hatley	RE 61 Chuck Gavin	DT 74 Gordon Holz	RT 63 Dave Costa
RE 61 Chuck Gavin	LLB 53 Bob Hudson	DT 66 John Cash	RE 55 Pete Duranko
33 Pete Mangum	MLB 55 Wahoo McDaniel	LLB 55 Jim Fraser	LLB 50 Carl Cunningham
53 Bob Hudson	MLB 55 Wahoo McDaniel	MLB 55 Wahoo McDaniel	MLB 57 John Huard
MLB 34 Hardy Brown	RLB 68 Bill Roehnelt	LLB 68 Bill Roehnelt	RLB 52 Fred Forsberg
52 Frank Kutchta	62 Jerry Stalcup	62 Jerry Stalcup	54 Chip Myrtle
RLB 84 Albert Day	LC 41 Bob McNamara	LCB 47 John McGeever	LC 20 Charlie Greer
LC 43 Frank Bernardi	RC 45 Jim McMillan	RCB 45 Jim McMillan	RC 23 Drake Garrett
41 Bob McNamara	LS 46 Phil Nugent	LS 46 Bob Zeman	FS 28 Jack Lentz
RC 83 John Pyeatt	RS 23 Goose Gonsoulin	RS 23 Goose Gonsoulin	SS 43 Pete Jacquess
LS 42 Al Romine			43 Gus Hollomon
RS 23 Goose Gonsoulin			
1964	1965	1966	1967
<b>OFFENSE</b>	<b>OFFENSE</b>	<b>OFFENSE</b>	<b>OFFENSE</b>
SE 87 Lionel Taylor	SE 87 Lionel Taylor	SE 87 Lionel Taylor	SE 41 Eric Crabtree
LT 73 Harold Olson	LT 77 Bob Breitenstein	LT 76 Bob Breitenstein	LT 64 Sam Brunelli
LG 71 Jim Perkins	LG 72 Jerry Sturm	LG 72 Jerry Sturm	LG 67 George Goeddeke
68 Tom Nomina	C 52 Ray Kubala	C 52 Ray Kubala	C 59 Larry Kaminski
C 72 Jerry Sturm	RG 67 Bob McCullough	RG 79 Larry Kaminski	RG 73 Pat Matton
RG 67 Bob McCullough	RT 75 Eldon Danenhauer	RT 74 Lee Burnet	RT 78 Tom Cichowski
RT 75 Eldon Danenhauer	TE 30 Hewitt Dixon	TE 88 Al Denson	TE 85 Tom Beer
TE 30 Hewitt Dixon	FL 82 Bob Scarpitto	FL 82 Bob Scarpitto	FL 88 Al Denson
FL 82 Bob Scarpitto	QB 7 Mickey Slaughter	QB 10 John McCormick	QB 13 Steve Tensi
88 Al Denson	10 John McCormick	15 Max Chobolan	QB 14 Gene Davidson
QB 15 Jacky Lee	HB 28 Abner Haynes (Ret)	HB 28 Abner Haynes (Ret)	HB 44 Floyd Little (Ret)
7 Mickey Slaughter	27 Charlie Mitchell	27 Charlie Mitchell	27 Charlie Mitchell
HB 27 Abner Haynes	FB 2 Cookie Gilchrist	FB 33 Wendell Hayes	FB 31 Wendell Hayes
28 Abner Haynes	29 Wendell Hayes	P 82 Bob Scarpitto	P 82 Bob Scarpitto
FB 3 Billy Joe	P 82 Bob Scarpitto	PK 12 Gary Kroner	PK 2 Bob Humphreys
P 51 Jim Fraser	PK 12 Gary Kroner		
PK 21 Gene Mingo	Ret 42 Odell Barry		
77 Dick Guesman			
Ret 42 Odell Barry			
<b>DEFENSE</b>	<b>DEFENSE</b>	<b>DEFENSE</b>	<b>DEFENSE</b>
LE 83 Ray Jacobs	LE 80 Ed Cooke	LE 81 Max Leetow	LE 75 Rex Mirich
LT 77 Dick Guesman	RT 83 Ray Jacobs	LT 83 Ray Jacobs	LT 62 Jerry Inman
RT 70 Charlie Janerette	LT 83 Ray Jacobs	RT 66 Larry Cox	LT 62 Jerry Inman
RE 80 Ed Cooke	RE 81 Max Leetow	RE 60 Bob Young	RE 87 Richard Jackson
78 Leroy Moore	LLB 53 Tom Erlandson	LLB 50 Jerry Hopkins	LLB 50 Carl Cunningham
LLB 50 Jerry Hopkins	MLB 50 Jerry Hopkins	51 Eugene Jeter	MLB 55 John Huard
53 Tom Erlandson	54 Ed Cummings	MLB 55 Archie Matsos	55 Pete Duranko
MLB 55 Marv Matuszak	RLB 56 John Bramlett	RLB 56 John Bramlett	RLB 58 Tom Graham
RLB 51 Jim Fraser	LC 24 Willie Brown	LC 24 Willie Brown	LLB 52 Fred Forsberg
LC 24 Willie Brown	45 Jim McMillan	21 Goldie Sellers (Ret)	RC 36 Billy Thompson
RC 20 Willie West	RC 47 John McGeever	RC 48 Nemiah Wilson	LC 41 Leroy Mitchell
46 John Griffin	LS 44 Miller Farr	LS 42 Lonnie Wright	WS 23 Steve Preece
LS 47 John McGeever	46 John Griffin		SS 20 Charles Greer
RS 23 Goose Gonsoulin	RS 23 Goose Gonsoulin	RS 23 Goose Gonsoulin	

1968	1969	1970	1971
<b>OFFENSE</b>	<b>OFFENSE</b>	<b>OFFENSE</b>	<b>OFFENSE</b>
SE 88 Al Denson	SE 88 Al Denson	SE 88 Al Denson	SE 42 Bill Van Heusen
42 Billy Van Heusen	84 Mike Haffner	42 Bill Van Heusen	80 Jerry Simmons
LT 72 Sam Brunelli	LT 72 Sam Brunelli	LT 72 Sam Brunelli	LT 75 Roger Shoals
LG 67 George Goeddeke	LG 67 George Goeddeke	LG 67 George Goeddeke	LG 68 Laron Jackson
C 59 Larry Kaminski	C 59 Larry Kaminski	C 59 Larry Kaminski	C 59 Larry Kaminski
RG 60 Bob Young	RG 60 Bob Young	RG 60 Bob Young	RG 64 Mike Schnitker
64 Jon Homan	RT 74 Mike Current	RT 74 Mike Current	61 Tom Lyons
RT 74 Mike Current	TE 85 Tom Beer	TE 81 Jim Whalen	RT 74 Mike Current
TE 85 Tom Beer	82 Dave Pivec	83 Billy Masters	TE 81 Billy Masters
WR 41 Eric Crabtree	WR 89 John Embree	WR 84 Mike Haffner	WR 40 Jack Gehrke
80 Jimmy Jones	QB 13 Steve Tensi	QB 14 Peter Liske	82 Dwight Harrison
QB 15 Marlin Briscoe	13 Steve Tensi	14 Peter Liske	10 Steve Ramsey
HB 44 Floyd Little (Ret)	HB 44 Floyd Little	HB 44 Floyd Little	QB 10 Don Horn
22 Fran Lynch	26 Frank Quayle	11 Bobby Anderson (Ret)	HB 44 Floyd Little
FB 32 Garrett Ford	FB 22 Fran Lynch	FB 33 Willis Crenshaw	22 Fran Lynch
40 Brendan McCarthy	39 Tom Smiley	35 Clem Turner	11 Bobby Anderson
P 42 Billy Van Heusen	P 42 Bill Van Heusen	P 42 Bill Van Heusen	P 42 Bill Van Heusen
PK 3 Bobby Howfield	PK 3 Bob Howfield	PK 3 Bob Howfield	PK 15 Jim Turner
<b>DEFENSE</b>	<b>DEFENSE</b>	<b>DEFENSE</b>	<b>DEFENSE</b>
LE 55 Pete Duranko	LE 87 Rich Jackson	LE 87 Rich Jackson	LE 87 Rich Jackson
70 Paul Smith	LT 70 Paul Smith	LT 70 Paul Smith	LT 63 Dave Costa
LT 62 Jerry Inman	62 Jerry Inman	RT 63 Dave Costa	RT 70 Paul Smith
75 Rex Mirich	RT 63 Dave Costa	RE 55 Pete Duranko	RE 77 Lyle Alzado
RE 87 Richard Jackson	RE 55 Pete Duranko	LLB 50 Carl Cunningham	LLB 50 Olen Underwood
LLB 50 Carl Cunningham	LLB 50 Carl Cunningham	MLB 52 Fred Forsberg	MLB 52 Fred Forsberg
MLB 57 John Huard	MLB 57 John Huard	57 John Huard	52 Fred Forsberg
RLB 52 Fred Forsberg	RLB 54 Chip Myrtle	RLB 54 Chip Myrtle	RLB 54 Chip Myrtle
54 Chip Myrtle	LC 40 Grady Cavness	LC 28 Cornell Gordon	LC 41 Leroy Mitchell
RC 20 Charlie Greer	RC 36 Billy Thompson (Ret)	RC 36 Billy Thompson (Ret)	RC 36 Billy Thompson (Ret)
LC 23 Drake Garrett	FS 43 Pete Jacquess	FS 43 Pete Jacquess	FS 26 George Saines
FS 28 Jack Lentz	41 George Burrell	47 Paul Martha	FS 26 George Saines
SS 43 Pete Jacquess	SS 20 Charles Greer	SS 20 Charles Greer	SS 20 Charles Greer
43 Gus Hollomon			
1972	1973	1974	1975
<b>OFFENSE</b>	<b>OFFENSE</b>	<b>OFFENSE</b>	<b>OFFENSE</b>
WR 84 Rod Sherman	WR 25 Haven Moses	WR 25 Haven Moses	WR 80 Rick Upchurch (Ret)
25 Haven Moses	LT 78 Marv Montgomery	42 Bill Van Heusen	82 Bill Van Heusen
LT 78 Marv Montgomery	68 Laron Jackson	LT 71 Claudie Minor	LT 71 Claudie Minor
LG 68 Laron Jackson	LG 64 Mike Schnitker	LG 61 Laron Jackson	LG 61 Tom Lyons
C 59 Larry Kaminski	C 50 Bobby Maples	61 Tom Lyons	C 50 Bobby Maples
RG 64 Mike Schnitker	RG 61 Tom Lyons	C 50 Bobby Maples	C 50 Paul Howard
61 Tom Lyons	RT 74 Mike Current	RG 60 Paul Howard	RG 60 Paul Howard
RT 74 Mike Current	TE 88 Riley Odoms	RT 74 Mike Current	RT 74 Mike Current
TE 81 Billy Masters	88 Riley Odoms	TE 88 Riley Odoms	78 Marv Montgomery
88 Riley Odoms	WR 80 Jerry Simmons	82 Billy Masters	TE 88 Riley Odoms
WR 80 Jerry Simmons	QB 12 Charley Johnson	WR 80 Jerry Simmons	WR 25 Haven Moses
QB 12 Charley Johnson	10 Steve Ramsey	QB 12 Charley Johnson	82 Jack Dolbin
10 Steve Ramsey	HB 44 Floyd Little	HB 24 Otis Armstrong (Ret)	QB 10 Steve Ramsey
HB 44 Floyd Little	24 Otis Armstrong (Ret)	HB 24 Otis Armstrong (Ret)	12 Charlie Johnson
FB 11 Bobby Anderson	FB 33 Joe Dawkins	FB 32 Jon Keyworth	HB 44 Floyd Little (Ret)
33 Joe Dawkins	P 42 Bill Van Heusen	P 42 Bill Van Heusen	24 Otis Armstrong
P 42 Bill Van Heusen	PK 15 Jim Turner	PK 15 Jim Turner	FB 32 Jon Keyworth
PK 15 Jim Turner			22 Fran Lynch
<b>DEFENSE</b>	<b>DEFENSE</b>	<b>DEFENSE</b>	<b>DEFENSE</b>
RE 77 Lyle Alzado	RE 77 Lyle Alzado	RE 77 Lyle Alzado	LE 79 Barney Chavous
RT 76 Tom Dmres	RT 79 Barney Chavous	RT 55 Pete Duranko	LT 63 John Grant
LT 70 Paul Smith	LT 70 Paul Smith	LT 75 Ed Smith	RT 70 Paul Smith
LE 55 Pete Duranko	LE 55 Pete Duranko	LE 79 Barney Chavous	RE 77 Lyle Alzado
RLB 54 Chip Myrtle	RLB 56 Ray May	66 Jim O'Malley	LLB 57 Tom Jackson
MLB 58 Tom Graham	MLB 58 Tom Graham	MLB 56 Ray May	52 Tom Jackson
LLB 52 Fred Forsberg	LLB 56 Dan Parish	52 Randy Gradishar	MLB 57 Randy Gradishar
RC 36 Billy Thompson	RC 26 Calvin Jones	57 Tom Jackson	59 Joe Rizzo
LC 41 Leroy Mitchell	LC 41 Leroy Mitchell	56 Calvin Jones	51 Bob Swenson
WS 23 Steve Preece	WS 20 Charles Greer	46 John Rowser	LC 20 Louis Wright
SS 20 Charles Greer	SS 36 Billy Thompson (Ret)	WS 20 Charles Greer	RC 26 Calvin Jones
		48 John Pitts	48 Earlie Thomas
		36 Billy Thompson (Ret)	46 John Rowser



1976		1977		1978		1979	
OFFENSE		OFFENSE		OFFENSE		OFFENSE	
WR	80 Rick Upchurch (Ret)	WR	82 Jack Dolbin	WR	82 Jack Dolbin	WR	80 Rick Upchurch (Ret)
LT	82 Jack Dolbin	LT	80 Rick Upchurch (Ret)	LT	71 Claudie Minor	LT	71 Claudie Minor
LG	62 Tom Glassic	LG	62 Tom Glassic	LG	62 Tom Glassic	LG	62 Tom Glassic
C	50 Bobby Maples	C	52 Mike Montlier	C	64 Bill Bryan	C	64 Bill Bryan
RG	61 Tom Lyons	RG	60 Paul Howard	RG	60 Paul Howard	RG	60 Paul Howard
RT	71 Claudie Minor	RT	71 Claudie Minor	RT	70 Dave Studdard	RT	70 Dave Studdard
TE	88 Riley Odoms	TE	88 Riley Odoms	TE	88 Riley Odoms	TE	88 Riley Odoms
WR	25 Haven Moses	WR	25 Haven Moses	WR	25 Haven Moses	WR	25 Haven Moses
QB	10 Steve Ramsey	QB	7 Craig Morton	QB	7 Craig Morton	QB	7 Craig Morton
HB	24 Otis Armstrong	HB	24 Otis Armstrong	HB	24 Otis Armstrong	HB	24 Otis Armstrong
FB	35 Lonnie Perrin (Ret)	FB	41 Rob Lytle	FB	35 Lonnie Perrin (Ret)	FB	35 Lonnie Perrin (Ret)
LC	32 Jon Keyworth	LC	32 Jon Keyworth	LC	32 Jon Keyworth	LC	32 Jon Keyworth
RC	33 Jim Kluck	RC	35 Lonnie Perrin	RC	35 Larry Canada	RC	35 Larry Canada
P	42 Bill Van Heusen	P	10 Bucky Dilts	P	10 Bucky Dilts	P	10 Bucky Dilts
PK	15 Jim Turner	PK	15 Jim Turner	PK	15 Jim Turner	PK	15 Jim Turner
DEFENSE		DEFENSE		DEFENSE		DEFENSE	
LE	79 Barney Chavous	LE	79 Barney Chavous	LE	79 Barney Chavous	LE	79 Barney Chavous
NT	63 John Grant	NT	68 Rubin Carter	NT	68 Rubin Carter	NT	68 Rubin Carter
RE	68 Rubin Carter	RE	63 John Grant	RE	77 Lyle Alzado	RE	66 Brison Manor
LOLB	70 Paul Smith	LOLB	77 Lyle Alzado	LO	51 Bob Swenson	LO	51 Bob Swenson
LILB	51 Bob Swenson	LILB	50 Bob Swenson	LI	59 Joe Rizzo	LI	59 Joe Rizzo
MLB	59 Joe Rizzo	MLB	59 Joe Rizzo	RI	53 Randy Gradishar	RI	53 Randy Gradishar
ROLB	52 Randy Gradishar	ROLB	52 Randy Gradishar	RO	57 Tom Jackson	RO	57 Tom Jackson
LC	57 Tom Jackson	LC	20 Louis Wright	LC	20 Louis Wright	LC	20 Louis Wright
RC	20 Louis Wright	RC	43 Steve Foley	RC	43 Steve Foley	RC	43 Steve Foley
WS	43 Steve Foley	WS	29 Bernard Jackson	WS	29 Bernard Jackson	WS	29 Bernard Jackson
SS	46 John Rowser	SS	36 Billy Thompson	SS	36 Billy Thompson	SS	36 Billy Thompson

1980		1981		1982		1983	
OFFENSE		OFFENSE		OFFENSE		OFFENSE	
WR	80 Rick Upchurch (Ret)	WR	80 Rick Upchurch	WR	80 Rick Upchurch (Ret)	WR	80 Rick Upchurch
LT	71 Claudie Minor	LT	71 Claudie Minor	LT	62 Tom Glassic	LT	70 Dave Studdard
LG	62 Tom Glassic	LG	62 Tom Glassic	LG	62 Tom Glassic	LG	62 Tom Glassic
C	64 Bill Bryan	C	64 Bill Bryan	C	64 Bill Bryan	C	64 Bill Bryan
RG	60 Paul Howard	RG	60 Paul Howard	RG	70 Dave Studdard	RG	60 Paul Howard
RT	70 Dave Studdard	RT	70 Dave Studdard	RT	76 Ken Lanier	RT	76 Ken Lanier
TE	88 Riley Odoms	TE	88 Riley Odoms	TE	88 Riley Odoms	TE	85 Ron Egloff
WR	25 Haven Moses	WR	81 Steve Watson	WR	81 Steve Watson	WR	81 Steve Watson
QB	7 Craig Morton	QB	7 Craig Morton	QB	17 Steve DeBerg	QB	17 Steve DeBerg
HB	24 Otis Armstrong	HB	46 Dave Preston	HB	47 Gerald Willhite	HB	23 Sammy Winder
FB	30 Jim Jensen	FB	24 Rick Parros	FB	24 Rick Parros	FB	34 Nathan Poole
P	11 Luke Prestidge	P	11 Luke Prestidge	P	11 Luke Prestidge	P	11 Luke Prestidge
PK	19 Fred Steinfert	PK	19 Fred Steinfert	PK	3 Rich Karlis	PK	3 Rich Karlis
KR	82 Larry Brunson	Ret	83 Wade Manning	Ret	83 Wade Manning	Ret	82 Zack Thomas
DEFENSE		DEFENSE		DEFENSE		DEFENSE	
LE	79 Barney Chavous	LE	79 Barney Chavous	LE	79 Barney Chavous	LE	79 Barney Chavous
NT	68 Rubin Carter	NT	68 Rubin Carter	NT	68 Rubin Carter	NT	68 Rubin Carter
RE	66 Brison Manor	RE	75 Rulon Jones	RE	75 Rulon Jones	RE	75 Rulon Jones
LO	58 Rob Nairne	LO	51 Bob Swenson	LO	50 Jim Ryan	LO	50 Jim Ryan
LI	56 Larry Evans	LI	56 Larry Evans	LI	56 Larry Evans	LI	56 Larry Evans
RI	53 Randy Gradishar	RI	52 Randy Gradishar	RI	53 Randy Gradishar	RI	53 Randy Gradishar
RO	57 Tom Jackson	RO	57 Tom Jackson	RO	57 Tom Jackson	RO	57 Tom Jackson
LC	20 Louis Wright	LC	20 Louis Wright	LC	20 Louis Wright	LC	20 Louis Wright
RC	22 Aaron Kyle	RC	22 Aaron Kyle	RC	22 Aaron Kyle	RC	31 Mike Harden
WS	45 Perry Smith	WS	43 Steve Foley	WS	31 Mike Harden (Ret)	WS	45 Steve Wilson
SS	36 Billy Thompson	SS	36 Billy Thompson	SS	49 Dennis Smith	SS	49 Dennis Smith

1984		1985		1986		1987	
OFFENSE		OFFENSE		OFFENSE		OFFENSE	
WR	86 Butch Johnson	WR	86 Butch Johnson	WR	82 Vance Johnson	WR	82 Vance Johnson
LT	84 Clint Sampson	LT	82 Vance Johnson (Ret)	LT	80 Mark Jackson	LT	80 Mark Jackson
LG	70 Dave Studdard	LG	70 Dave Studdard	LG	54 Keith Bishop	LG	54 Keith Bishop
C	64 Bill Bryan	C	64 Bill Bryan	C	64 Bill Bryan	C	64 Bill Bryan
RG	60 Paul Howard	RG	60 Paul Howard	RG	60 Paul Howard	RG	68 Larry Lee
RT	76 Ken Lanier	RT	76 Ken Lanier	RT	76 Ken Lanier	RT	76 Ken Lanier
TE	88 Clarence Kay	TE	88 Clarence Kay	TE	88 Clarence Kay	TE	88 Clarence Kay
WR	81 Steve Watson	WR	81 Steve Watson	WR	81 Steve Watson	WR	81 Steve Watson
QB	7 John Elway	QB	7 John Elway	QB	7 John Elway	QB	7 John Elway
RB	8 Gary Kubiak	RB	23 Sammy Winder	RB	23 Sammy Winder	RB	23 Sammy Winder
RB	47 Gerald Willhite (Ret)	RB	33 Gene Lang	RB	30 Steve Sewell	RB	30 Steve Sewell
RB	33 Gene Lang (Ret)	RB	33 Gene Lang	RB	47 Gerald Willhite (Ret)	RB	47 Gerald Willhite (Ret)
RB	24 Rick Parros	RB	33 Gene Lang	RB	33 Gene Lang	RB	33 Gene Lang
P	1 Chris Norman	P	1 Chris Norman	P	1 Chris Norman	P	1 Chris Norman
PK	3 Rich Karlis	PK	3 Rich Karlis	PK	3 Rich Karlis	PK	3 Rich Karlis
Ret	82 Zack Thomas	Ret	82 Zack Thomas	Ret	35 Ken Bell	Ret	35 Ken Bell
DEFENSE		DEFENSE		DEFENSE		DEFENSE	
LE	79 Barney Chavous	LE	79 Barney Chavous	LE	61 Andre Townsend	LE	61 Andre Townsend
MG	68 Rubin Carter	MG	68 Rubin Carter	MG	71 Greg Kragen	MG	71 Greg Kragen
RE	75 Rulon Jones	RE	75 Rulon Jones	RE	75 Rulon Jones	RE	75 Rulon Jones
LO	50 Jim Ryan	LO	50 Jim Ryan	LO	50 Jim Ryan	LO	73 Simon Fletcher
LI	52 Ken Woodard	LI	77 Karl Mecklenburg	LI	77 Karl Mecklenburg	LI	77 Karl Mecklenburg
LI	55 Rick Dennison	LI	55 Rick Dennison	LI	77 Karl Mecklenburg	LI	77 Karl Mecklenburg
RI	58 Steve Busick	RI	58 Steve Busick	RI	98 Ricky Hunley	RI	98 Ricky Hunley
RO	57 Tom Jackson	RO	57 Tom Jackson	RO	57 Tom Jackson	RO	57 Tom Jackson
RC	20 Louis Wright	RC	20 Louis Wright	RC	20 Louis Wright	RC	36 Mark Haynes
LC	31 Mike Harden	LC	31 Mike Harden	LC	31 Mike Harden	LC	31 Mike Harden
FS	43 Steve Foley	FS	43 Steve Foley	FS	43 Steve Foley	FS	22 Tony Lilly
SS	49 Dennis Smith	SS	49 Dennis Smith	SS	49 Dennis Smith	SS	49 Dennis Smith

1988		1989		1990		1991	
OFFENSE		OFFENSE		OFFENSE		OFFENSE	
WR	82 Vance Johnson	WR	82 Vance Johnson (Ret)	WR	82 Vance Johnson	WR	83 Michael Young
LT	84 Ricky Nattiel (Ret)	LT	83 Michael Young	LT	84 Ricky Nattiel	LT	82 Vance Johnson (Ret)
LG	70 Dave Studdard	LT	60 Gerald Perry	LT	69 Gerald Perry	LT	62 Jeff Davidson
LG	60 Gerald Perry	LG	69 Darrell Hamilton	LG	69 Darrell Hamilton	LG	69 Darrell Hamilton
C	54 Keith Bishop	LG	54 Keith Bishop	LG	67 Doug Widell	LG	67 Doug Widell
C	64 Bill Bryan	C	67 Doug Widell	C	72 Keith Kartz	C	72 Keith Kartz
RG	72 Keith Kartz	C	72 Keith Kartz	RG	66 Jim Juriga	RG	68 Crawford Ker
RT	76 Ken Lanier	RG	66 Jim Juriga	RG	66 Jim Juriga	RG	63 Sean Farrell
TE	88 Clarence Kay	RT	76 Ken Lanier	RT	76 Ken Lanier	RT	76 Ken Lanier
WR	80 Mark Jackson	TE	88 Clarence Kay	TE	88 Clarence Kay	TE	88 Clarence Kay
QB	7 John Elway	WR	80 Mark Jackson	WR	80 Mark Jackson	WR	81 Shannon Sharpe
QB	8 Gary Kubiak	QB	30 Steve Sewell	QB	83 Michael Young	QB	85 Derek Russell
HB	33 Tony Dorsett	QB	7 John Elway	QB	7 John Elway	QB	7 John Elway
HB	47 Gerald Willhite	HB	8 Gary Kubiak	HB	26 Bobby Humphrey	HB	28 Gaston Green
FB	23 Sammy Winder	HB	26 Bobby Humphrey	HB	30 Steve Sewell	HB	33 Robert Perryman
FB	30 Steve Sewell	FB	23 Sammy Winder	FB	30 Steve Sewell	FB	20 Greg Lewis
P	2 Mike Horan	FB	40 Jeff Alexander	FB	32 Melvin Bratton	P	30 Steve Sewell
PK	3 Rich Karlis	P	32 Melvin Bratton	P	2 Mike Horan	PK	2 Mike Horan
Ret	35 Ken Bell	PK	9 David Treadwell	PK	9 David Treadwell	PK	9 David Treadwell
DEFENSE		DEFENSE		DEFENSE		DEFENSE	
LE	65 Walt Bowyer	LE	92 Alphonso Carreker	LE	91 Warren Powers	LE	91 Warren Powers
NT	71 Greg Kragen	LE	92 Alphonso Carreker	LE	91 Warren Powers	LE	91 Warren Powers
RE	61 Andre Townsend	RE	71 Greg Kragen	RE	71 Greg Kragen	RE	71 Greg Kragen
LO	73 Simon Fletcher	RE	91 Warren Powers	RE	90 Ron Holmes	RE	90 Ron Holmes
LI	77 Karl Mecklenburg	LO	73 Simon Fletcher	LO	94 Jim Szymanski	LO	73 Simon Fletcher
LI	77 Bruce Klosterman	LI	77 Karl Mecklenburg	LI	77 Karl Mecklenburg	LI	77 Karl Mecklenburg
RI	55 Rick Dennison	RI	55 Rick Dennison	RI	51 Marc Munford	RI	51 Mike Croel
RO	50 Jim Ryan	RI	51 Marc Munford	RI	59 Tim Lucas	RI	56 Michael Brooks
LC	36 Mark Haynes	RO	56 Michael Brooks	RO	56 Michael Brooks	RO	56 Michael Brooks
RC	28 Jeremiah Castile	LC	34 Tyrone Braxton	LC	34 Tyrone Braxton	LC	34 Tyrone Braxton
WS	45 Steve Wilson	RC	24 Wymon Henderson	RC	24 Wymon Henderson	RC	24 Wymon Henderson
SS	49 Dennis Smith	WS	27 Steve Atwater	FS	27 Steve Atwater	FS	27 Steve Atwater
		SS	49 Dennis Smith	SS	49 Dennis Smith	SS	49 Dennis Smith

1992 OFFENSE		1993 OFFENSE		1994 OFFENSE		1995 OFFENSE	
WR	82 Vance Johnson	WR	82 Vance Johnson	WR	83 Anthony Miller	WR	83 Anthony Miller
LT	86 Arthur Marshall (Ret)	LT	86 Arthur Marshall	LT	65 Gary Zimmerman	LT	65 Gary Zimmerman
LG	68 Russell Freeman	LG	65 Gary Zimmerman	LG	64 Jon Melander	LG	69 Mark Schlereth
C	62 Jeff Davidson	LG	79 Dave Widell	C	79 Dave Widell	C	66 Tom Nalen
RG	72 Keith Kartz	RG	75 Brian Habib	RG	75 Brian Habib	RG	75 Brian Habib
RT	67 Doug Widell	RT	68 Russell Freeman	RT	76 Kirk Scafford	RT	76 Broderick Thompson
	76 Ken Lanier				68 Russell Freeman		
TE	84 Shannon Sharpe	TE	84 Shannon Sharpe	TE	84 Shannon Sharpe	TE	84 Shannon Sharpe
	89 Reggie Johnson		89 Reggie Johnson				
WR	80 Mark Jackson	WR	85 Derek Russell (Ret)	WR	85 Derek Russell	WR	81 Mike Pritchard
	85 Derek Russell						
QB	7 John Elway	QB	7 John Elway	QB	7 John Elway	QB	7 John Elway
	8 Tommy Maddox						
HB	28 Gaston Green	RB	33 Rod Bernstine	RB	42 Leonard Russell	RB	30 Terrell Davis
	20 Greg Lewis			RB	22 Glyn Milburn	FB	29 Aaron Craver
FB	38 Reggie Rivers						
P	2 Mike Horan	P	16 Tom Rouen	P	16 Tom Rouen	P	16 Tom Rouen
	4 Ruben Rodriguez						
PK	9 David Treadwell	PK	1 Jason Elam	PK	1 Jason Elam	PK	1 Jason Elam
Ret	22 Alton Montgomery	Ret	22 Glyn Milburn	Ret	22 Glyn Milburn	Ret	22 Glyn Milburn
DEFENSE		DEFENSE		DEFENSE		DEFENSE	
LE	70 Brian Sochia	LE	90 Dan Williams	LE	99 Shane Dronett	LE	96 Harald Hasselbach
	99 Shane Dronett						
NT	71 Greg Kragen	NT	71 Greg Kragen	LT	98 Ted Washington	LT	93 James Jones
RE	96 Kenny Walker	RE	99 Shane Dronett	RT	96 Harald Hasselbach	RT	95 Michael Dean Perry
					90 Dan Williams		
LO	51 Mike Croel	L0LB	51 Mike Croel	RE	73 Simon Fletcher	RE	73 Simon Fletcher
LI	77 Karl Mecklenburg	LILB	77 Karl Mecklenburg	LLB	51 Mike Croel	LLB	58 Elijah Alexander
							59 Glenn Cadrez
RI	56 Michael Brooks	RILB	57 Dave Wyman	MLB	77 Karl Mecklenburg	MLB	56 Al Wilson
RO	73 Simon Fletcher	ROLB	73 Simon Fletcher	RLB	58 Elijah Alexander	RLB	57 Allen Aldridge
LC	34 Tyrone Braxton	LCB	34 Tyrone Braxton	LCB	26 Ben Smith	LCB	39 Ray Crockett
RC	24 Wymon Henderson	RCB	29 Charles Dimry	RCB	39 Ray Crockett	RCB	48 Lionel Washington
FS	27 Steve Atwater	FS	27 Steve Atwater	FS	49 Dennis Smith	FS	27 Steve Atwater
SS	49 Dennis Smith	SS	49 Dennis Smith	SS	27 Steve Atwater	SS	34 Tyrone Braxton

1996 OFFENSE		1997 OFFENSE		1998 OFFENSE		1999 OFFENSE	
WR	83 Anthony Miller	WR	80 Rod Smith	WR	80 Rod Smith	WR	80 Rod Smith
LT	65 Gary Zimmerman	LT	65 Gary Zimmerman	LT	77 Tony Jones	LT	77 Tony Jones
LG	69 Mark Schlereth	LG	69 Mark Schlereth	LG	69 Mark Schlereth	LG	69 Mark Schlereth
C	66 Tom Nalen	C	66 Tom Nalen	C	66 Tom Nalen	C	66 Tom Nalen
RG	75 Brian Habib	RG	75 Brian Habib	RG	62 Dan Neil	RG	62 Dan Neil
RT	76 Broderick Thompson	RT	77 Tony Jones	RT	74 Harry Swayne	RT	78 Matt Lepsis
TE	84 Shannon Sharpe	TE	84 Shannon Sharpe	TE	84 Shannon Sharpe	TE	89 Dwayne Carswell
							84 Shannon Sharpe
WR	87 Ed McCaffrey	WR	87 Ed McCaffrey	WR	87 Ed McCaffrey	WR	87 Ed McCaffrey
QB	7 John Elway	QB	7 John Elway	QB	7 John Elway	QB	14 Brian Griese
RB	30 Terrell Davis	RB	30 Terrell Davis	RB	30 Terrell Davis	RB	22 Olandis Gary
							30 Terrell Davis
FB	29 Aaron Craver	FB	29 Howard Griffith	FB	29 Howard Griffith	FB	29 Howard Griffith
P	16 Tom Rouen	P	16 Tom Rouen	P	16 Tom Rouen	P	16 Tom Rouen
PK	1 Jason Elam	PK	1 Jason Elam	PK	1 Jason Elam	PK	1 Jason Elam
KRet	22 Vaughn Hebron	KRet	22 Vaughn Hebron	KRet	22 Vaughn Hebron	KRet	21 Chris Watson
PRet	80 Rod Smith					PRet	21 Chris Watson
DEFENSE		DEFENSE		DEFENSE		DEFENSE	
LE	90 Dan Williams	LE	90 Neil Smith	LE	90 Neil Smith	LE	90 Neil Smith
LT	97 Mike Lodish	LT	94 Keith Traylor	LT	94 Keith Traylor	LT	94 Keith Traylor
RT	95 Michael Dean Perry	RT	98 Maa Tanuvasa	RT	93 Trevor Pryce	RT	93 Trevor Pryce
			95 Michael Dean Perry				
RE	91 Alfred Williams	RE	91 Alfred Williams	RE	98 Maa Tanuvasa	RE	98 Maa Tanuvasa
SLB	53 Bill Romanowski	SLB	53 Bill Romanowski	SLB	53 Bill Romanowski	SLB	53 Bill Romanowski
MLB	57 Allen Aldridge	MLB	57 Allen Aldridge	MLB	59 Glenn Cadrez	MLB	56 Al Wilson
WLB	51 John Mobley	WLB	51 John Mobley	WLB	51 John Mobley	WLB	59 Glenn Cadrez
LCB	39 Ray Crockett	LCB	39 Ray Crockett	LCB	39 Ray Crockett	LCB	39 Ray Crockett
RCB	48 Lionel Washington	RCB	23 Darrien Gordon (PRet)	RCB	21 Darrien Gordon (PRet)	RCB	40 Dale Carter
FS	27 Steve Atwater	FS	27 Steve Atwater	FS	27 Steve Atwater	FS	26 Eric Brown
SS	34 Tyrone Braxton	SS	34 Tyrone Braxton	SS	34 Tyrone Braxton	SS	34 Tyrone Braxton

2000 OFFENSE		2001 OFFENSE		2002 OFFENSE		2003 OFFENSE	
WR	80 Rod Smith	WR	80 Rod Smith	WR	80 Rod Smith	WR	80 Rod Smith
LT	77 Tony Jones	LT	70 Trey Teague	LT	74 Ephraim Salaam	LT	74 Ephraim Salaam
LG	69 Mark Schlereth	LG	64 Lennie Friedman	LG	50 Ben Hamilton (first 7)	LG	50 Ben Hamilton
	64 Lennie Friedman				79 Steve Herndon (last 9)		
C	66 Tom Nalen	C	66 Tom Nalen	C	66 Tom Nalen (first 7)	C	66 Tom Nalen
					60 Ben Hamilton (last 9)		
RG	62 Dan Neil	RG	62 Dan Neil	RG	62 Dan Neil	RG	62 Dan Neil
RT	78 Matt Lepsis	RT	78 Matt Lepsis	RT	78 Matt Lepsis	RT	78 Matt Lepsis
TE	89 Dwayne Carswell	TE	89 Dwayne Carswell	TE	84 Shannon Sharpe	TE	84 Shannon Sharpe
WR	87 Ed McCaffrey	WR	87 Ed McCaffrey (1)	WR	87 Ed McCaffrey	WR	87 Ed McCaffrey (8)
			85 Eddie Kennison (7)				85 Ashley Lelie (8)
			81 Keith Poole (3)				
			82 Kevin Kasper (4)				
QB	14 Brian Griese	QB	14 Brian Griese	QB	14 Brian Griese	QB	16 Jake Plummer
RB	38 Mike Anderson (12)	RB	30 Terrell Davis (8)	RB	26 Clinton Portis	RB	26 Clinton Portis
	30 Terrell Davis (4)		38 Mike Anderson (7)				
FB	29 Howard Griffith	FB	86 Patrick Hape (8)	FB	38 Mike Anderson	FB	38 Mike Anderson (10)
			37 Tony Carter (6)				Reuben Droughns (6)
P	16 Tom Rouen	P	16 Tom Rouen	P	4 Micah Knorr (last 8)	P	4 Micah Knorr
					16 Tom Rouen (first 8)		
PK	1 Jason Elam	PK	1 Jason Elam	PK	1 Jason Elam	PK	1 Jason Elam
KRet	24 Deltha O'Neal	KRet	84 Chris Cole	KRet	3 Reuben Droughns	KRet	81 Chris Cole
					83 Scottie Montgomery		34 Reuben Droughns
					82 Kevin Kasper		
PRet	24 Deltha O'Neal	PRet	24 Deltha O'Neal	PRet	24 Deltha O'Neal		24 Deltha O'Neal
DEFENSE		DEFENSE		DEFENSE		DEFENSE	
LE	98 Maa Tanuvasa	LE	97 Keith Washington	LE	93 Trevor Pryce	LE	93 Trevor Pryce
LT	94 Keith Traylor	LT	91 Chester McGlockton	LT	93 Chester McGlockton	LT	68 Mario Fatafeh
RT	93 Trevor Pryce	RT	93 Trevor Pryce	RT	91 Chester McGlockton	RT	90 Darius Holland
RE	95 Kavika Pittman	RE	95 Kavika Pittman	RE	95 Kavika Pittman	RE	92 Bertrand Berry
SLB	53 Bill Romanowski	SLB	53 Bill Romanowski	SLB	51 John Mobley	SLB	57 Jashon Sykes (9)
							51 John Mobley (7)
MLB	56 Al Wilson	MLB	56 Al Wilson	MLB	56 Al Wilson	MLB	56 Al Wilson
WLB	51 John Mobley	WLB	51 John Mobley	WLB	52 Ian Gold	WLB	59 Donnie Spragan (8)
							52 Ian Gold (6)
LCB	39 Ray Crockett	LCB	24 Deltha O'Neal	LCB	24 Deltha O'Neal	LCB	35 Lenny Walls
RCB	27 Terrell Buckley	RCB	27 Denard Walker	RCB	27 Denard Walker	RCB	31 Kelly Herndon (11)
							24 Deltha O'Neal
FS	26 Eric Brown	FS	26 Eric Brown	FS	43 Izell Reese	FS	42 Sam Brandon (10)
SS	32 Billy Jenkins	SS	28 Kenoy Kennedy	SS	28 Kenoy Kennedy	SS	25 Nick Ferguson (6)
							28 Kenoy Kennedy
2004 OFFENSE		2005 OFFENSE		2006 OFFENSE		2007 OFFENSE	
WR	80 Rod Smith	WR	80 Rod Smith	WR	80 Rod Smith	WR	15 Brandon Marshall
LT	78 Matt Lepsis	LT	78 Matt Lepsis	LT	64 Erik Pears (last 10)	LT	78 Matt Lepsis
					78 Matt Lepsis (first 6)		
LG	50 Ben Hamilton	LG	50 Ben Hamilton	LG	50 Ben Hamilton	LG	73 Chris Kuper (last 11)
							62 Chris Myers (first 5)
C	66 Tom Nalen	C	66 Tom Nalen	C	66 Tom Nalen	C	62 Chris Myers (last 11)
							66 Tom Nalen (first 5)
RG	62 Dan Neil (first 12)	RG	65 Cooper Carlisle	RG	65 Cooper Carlisle	RG	70 Montrae Holland
	65 Cooper Carlisle (last 4)						
RT	72 George Foster	RT	72 George Foster	RT	72 George Foster	RT	64 Erik Pears
TE	89 Dwayne Carswell (14)	TE	82 Stephen Alexander	TE	82 Stephen Alexander	TE	89 Daniel Graham
WR	85 Ashley Lelie	WR	85 Ashley Lelie	WR	84 Javon Walker	WR	14 Brandon Stokley
QB	16 Jake Plummer	QB	16 Jake Plummer	QB	16 Jake Plummer (first 11)	QB	6 Jay Cutler
					6 Jay Cutler (last 5)		
RB	34 Reuben Droughns (last 12)	RB	38 Mike Anderson	RB	26 Tatum Bell	RB	35 Selvin Young (8)
	22 Quentin Griffin (first 4)						20 Travis Henry (7)
FB	34 Reuben Droughns (3)	FB	39 Kyle Johnson	FB	39 Kyle Johnson	FB	37 Cecil Sapp
	39 Kyle Johnson (3)						
P	4 Micah Knorr	P	10 Todd Sauerbrun	P	3 Paul Ernster	P	10 Todd Sauerbrun
PK	1 Jason Elam	PK	1 Jason Elam	PK	1 Jason Elam	PK	1 Jason Elam
KRet	45 Roc Alexander	KRet	27 Darrent Williams	KRet	19 Brian Clark	KRet	23 Andre Hall
	10 Triandos Luke				11 Quincy Morgan		17 Glenn Martinez
PRet	34 Reuben Droughns	PRet	27 Darrent Williams	PRet	27 Darrent Williams	PRet	17 Glenn Martinez
	10 Triandos Luke						
	80 Rod Smith						
DEFENSE		DEFENSE		DEFENSE		DEFENSE	
LE	92 Marco Coleman	LE	98 Courtney Brown	LE	76 Kenard Lang	LE	60 John Engelberger
LT	68 Mario Fatafeh	LT	96 Michael Myers	LT	96 Michael Myers	LT	95 Sam Adams (11)
							79 Adam Thomas (5)
RT	75 Monsanto Pope	RT	61 Gerard Warren	RT	61 Gerard Warren	RT	61 Alvin McKinley
RE	98 Reggie Hayward	RE	93 Trevor Pryce	RE	91 Ebenezer Ekuban	RE	92 Elvis Dumervil
SLB	59 Donnie Spragan	SLB	55 D.J. Williams	SLB	55 D.J. Williams	SLB	58 Nate Webster
MLB	56 Al Wilson	MLB	56 Al Wilson	MLB	56 Al Wilson	MLB	56 Al Wilson
WLB	52 D.J. Williams	WLB	52 Ian Gold	WLB	52 Ian Gold	WLB	55 Ian Gold
LCB	24 Champ Bailey	LCB	24 Champ Bailey	LCB	24 Champ Bailey	LCB	24 Champ Bailey
RCB	31 Kelly Herndon	RCB	27 Darrent Williams (9)	RCB	27 Darrent Williams	RCB	32 Dré Bly
			22 Dominique Foxworth (7)				
FS	47 John Lynch	FS	47 John Lynch	FS	47 John Lynch	FS	47 John Lynch
SS	28 Kenoy Kennedy	SS	25 Nick Ferguson	SS	25 Nick Ferguson	SS	21 Hamza Abdullah (8)
							25 Nick Ferguson (7)

## YEAR-BY-YEAR FINAL RECORDS

Year	W	L	T	Div. Finish	Coach	Postseason (record)
1960	4	9	1	Fourth	Frank Filchock	
1961	3	11	0	Third	Frank Filchock	
1962	7	7	0	Second	Jack Faulkner	
1963	2	11	1	Fourth	Jack Faulkner	
1964	2	11	1	Fourth	Jack Faulkner (0-4) / Mac Speedie (2-7-1)	
1965	4	10	0	Fourth	Mac Speedie	
1966	4	10	0	Fourth	Mac Speedie (0-2) / Ray Malavasi (4-8)	
1967	3	11	0	Fourth	Lou Saban	
1968	5	9	0	Fourth	Lou Saban	
1969	5	8	1	Fourth	Lou Saban	
1970	5	8	1	Fourth	Lou Saban	
1971	4	9	1	Fourth	Lou Saban (2-6-1) / Jerry Smith (2-3)	
1972	5	9	0	Third	John Ralston	
1973	7	5	2	Second	John Ralston	
1974	7	6	1	Second	John Ralston	
1975	6	8	0	Second	John Ralston	
1976	9	5	0	Second	John Ralston	
1977	12	2	0	First	Red Miller	Super Bowl (2-1)
1978	10	6	0	First	Red Miller	Playoffs (0-1)
1979	10	6	0	Second	Red Miller	Playoffs (0-1)
1980	8	8	0	Fourth	Red Miller	
1981	10	6	0	Second	Dan Reeves	
1982	2	7	0	Fifth	Dan Reeves	
1983	9	7	0	Third	Dan Reeves	Playoffs (0-1)
1984	13	3	0	First	Dan Reeves	Playoffs (0-1)
1985	11	5	0	Second	Dan Reeves	
1986	11	5	0	First	Dan Reeves	Super Bowl (2-1)
1987	10	4	1	First	Dan Reeves	Super Bowl (2-1)
1988	8	8	0	Second	Dan Reeves	
1989	11	5	0	First	Dan Reeves	Super Bowl (2-1)
1990	5	11	0	Fifth	Dan Reeves	
1991	12	4	0	First	Dan Reeves	AFC Championship (1-1)
1992	8	8	0	Third	Dan Reeves	
1993	9	7	0	Third	Wade Phillips	Playoffs (0-1)
1994	7	9	0	Fourth	Wade Phillips	
1995	8	8	0	Fourth	Mike Shanahan	
1996	13	3	0	First	Mike Shanahan	Playoffs (0-1)
1997	12	4	0	Second	Mike Shanahan	Super Bowl Champion (4-0)
1998	14	2	0	First	Mike Shanahan	Super Bowl Champion (3-0)
1999	6	10	0	Fifth	Mike Shanahan	
2000	11	5	0	Second	Mike Shanahan	Playoffs (0-1)
2001	8	8	0	Third	Mike Shanahan	
2002	9	7	0	Second	Mike Shanahan	
2003	10	6	0	Second	Mike Shanahan	Playoffs (0-1)
2004	10	6	0	Second	Mike Shanahan	Playoffs (0-1)
2005	13	3	0	First	Mike Shanahan	AFC Championship (1-1)
2006	9	7	0	Third	Mike Shanahan	
2007	7	9	0	Second	Mike Shanahan	
<b>Total</b>	<b>378</b>	<b>336</b>	<b>10</b>	<b>(.529)</b>		<b>(Total Playoff Record: 17-15)</b>

**2 World Championships:** (1997-98)

**6 Super Bowl Appearances:** (1977, '86-87, '89, '97-98)

**8 AFC Championship Games:** (1977, '86-87, '89, '91, '97-98, 2005)

**10 Division Titles:** (1977-78, '84, '86-87, '89, '91, '96, '98, 2005)

**17 Playoff Appearances:** (1977-79, '83-84, '86-87, '89, '91, '93, '96-98, 2000, '03-05)

**24 Winning Seasons:** (1973-74, '76-79, '81, '83-87, '89, '91, '93, '96-98, 2000, '02-06)



**POSTSEASON GAME SUMMARIES**





## Pittsburgh 34, Denver 17

Sunday, Jan. 22, 2006 • 1:08 p.m. MST • INVESCO Field at Mile High • Denver

WEATHER: Sunny, 34° (wind chill 18°), Wind SE 11 mph • TIME: 3:03 • ATTENDANCE: 76,775

### 2005 AFC Championship Game

The Denver Broncos' 2005 season ended one game short of Super Bowl XL with a 34-17 loss to the Pittsburgh Steelers in the AFC Championship Game at INVESCO Field at Mile High in front of 76,775 fans.

The Broncos' defeat was their first ever at home in an AFC title game as the team entered its contest against Pittsburgh 4-0 in those situations. The loss snapped Denver's 11-game overall home winning streak and was only the Broncos' third in their 15 all-time home postseason playoff games.

A week after forcing five turnovers to beat the Patriots in the Divisional Round, Denver recorded four giveaways against the Steelers. Pittsburgh scored 24 points off two interceptions and two fumbles by the Broncos, who surrendered only 27 points off giveaways for the entire 2005 regular season.

Pittsburgh converted 10-of-16 third-down attempts (62.5%), including eight of its first nine such attempts, to take control of the game. Quarterback Ben Roethlisberger compiled a 124.9 passer rating, throwing for 275 yards with two touchdowns and no interceptions to lead Pittsburgh to its sixth Super Bowl.

Broncos quarterback Jake Plummer completed 18-of-30 passes (60.0%) for 223 yards with one touchdown and two interceptions. Denver wide receiver Rod Smith caught four passes for 61 yards (15.3 avg.), becoming the Broncos' all-time leader in career postseason receptions (49).

The Steelers scored the game's first points on a 47-yard field goal by Jeff Reed at 4:11 of the first quarter. Pittsburgh extended its lead to 10-0 on a 12-yard touchdown grab by wide receiver Cedric Wilson at 14:54 of the second quarter.

Jason Elam's 23-yard field goal on Denver's next drive trimmed the Broncos' deficit, but the Steelers went ahead 17-3 on a 3-yard touchdown run by Jerome Bettis with 1:55 left in the first half.

Plummer was intercepted on the first play of Denver's ensuing series. The turnover proved costly as wide receiver Hines Ward caught a 17-yard touchdown pass with seven seconds remaining in the first half to put Denver behind 24-3.

Plummer moved the Broncos within 14, 24-10, on a 30-yard touchdown pass to wide receiver Ashley Lelie with 3:36 left in the third quarter. Denver also closed its deficit to 10, 27-17, on a 3-yard touchdown run by Mike Anderson with 7:52 left in the game.

The Steelers sealed the win on Roethlisberger's 4-yard touchdown run at 2:59 of the fourth quarter.

#### OFFICIALS:

**Referee** — Terry McAulay (77); **Umpire** — Scott Dawson (70); **Head Linesman** — Derrick Bowers (74); **Line Judge** — Mark Steinkirchner (84); **Side Judge** — Doug Toole (4); **Field Judge** — Gene Steratore (114); **Back Judge** — Keith Ferguson (61); **Replay** — Bob McGrath/Dean Blandino.

		1	2	3	4	OT	TOTAL		
<b>VISITOR</b>	Pittsburgh Steelers	3	21	0	10	—	34	<b>FIELD GOALS (made ( ) &amp; missed)</b>	
<b>HOME</b>	Denver Broncos	0	3	7	7	—	17	J. Reed (47) (42)	
								J. Elam (23)	
Team	Qtr	Clock Time	PLAY DESCRIPTION (Extra Point) (Drive Info)				SCORE		
							Visitor	Home	
STEELERS	1	4:11	J. Reed 47 yd. Field Goal (12-62, 6:29)				3	0	
STEELERS	2	14:54	C. Wilson 12 yd. pass from B. Roethlisberger (J. Reed, kick) (5-39, 2:53)				10	0	
BRONCOS	2	9:23	J. Elam 23 yd. Field Goal (12-55, 5:31)				10	3	
STEELERS	2	1:55	J. Bettis 3 yd. run (J. Reed, kick) (14-80, 7:28)				17	3	
STEELERS	2	0:07	H. Ward 17 yd. pass from B. Roethlisberger (J. Reed, kick) (4:38, 1:41)				24	3	
BRONCOS	3	3:36	A. Lelie 30 yd. pass from J. Plummer (J. Elam, kick) (5-80, 2:24)				24	10	
STEELERS	4	13:38	J. Reed 42 yd. Field Goal (8-47, 4:58)				27	10	
BRONCOS	4	7:52	M. Anderson 3 yd. run (J. Elam, kick) (7-85, 3:47)				27	17	
STEELERS	4	2:59	B. Roethlisberger 4 yd. run (J. Reed, kick) (5-17, 1:53)				34	17	

DENVER BRONCOS									
OFFENSE					DEFENSE				
WR	80	R. Smith	LE	98	C. Brown				
LT	78	M. Lepsis	LT	96	M. Myers				
LG	50	B. Hamilton	RT	61	G. Warren				
C	66	T. Nalen	RE	93	T. Pryce				
RG	65	C. Carlisle	WLB	52	I. Gold				
RT	72	G. Foster	MLB	56	A. Wilson				
TE	82	S. Alexander	SLB	55	DJ. Williams				
TE	84	W. Duke	LCB	24	C. Bailey				
QB	16	J. Plummer	RCB	22	D. Foxworth				
RB	38	M. Anderson	SS	25	N. Ferguson				
FB	39	K. Johnson	FS	47	J. Lynch				

**BRONCOS SUBSTITUTIONS:** K 1 J. Elam, P 10 T. Sauerbrun, WR 14 T. Devoe, RB 26 T. Bell, CB 27 Da. Williams, RB 33 R. Dayne, RB 37 C. Sapp, S 40 C. Cox, CB 41 K. Paymah, S 42 S. Brandon, LB 51 K. Burns, LB 53 L. Green, LB 54 P. Chukwurah, C/G 62 C. Myers, T 74 C. Green, WR 81 C. Adams, TE/LS 83 M. Leach, WR 85 A. Lelie, TE 88 J. Putzier, DE 91 E. Ekuban, DE 95 M. Coleman, DT 97 D. Veal. **DID NOT PLAY:** QB 11 B. Van Pelt. **INACTIVE:** WR 13 D. Terrell, WR 17 D. Watts, S 21 H. Abdullah, CB 45 R. Alexander, G 59 T. Whitley, DE 60 J. Engelberger, DT 75 M. Pope, TE 89 N. Jackson.

PITTSBURGH STEELERS									
OFFENSE					DEFENSE				
SE	82	A. Randle El	DE	91	A. Smith				
LT	77	M. Smith	NT	98	C. Hampton				
LG	66	A. Faneca	DE	67	K. von Oelhoffen				
C	64	J. Hartings	LOLB	53	C. Haggans				
RG	73	K. Simmons	LILB	51	J. Farrior				
RT	78	M. Starks	RILB	50	L. Foote				
TE	83	H. Miller	ROLB	55	J. Porter				
HB	39	W. Parker	LCB	24	I. Taylor				
FB	35	D. Kreider	FS	28	C. Hope				
QB	7	B. Roethlisberger	SS	43	T. Polamalu				
WR	86	H. Ward	RCB	26	D. Townsend				

**STEELERS SUBSTITUTIONS:** K 3 J. Reed, P 17 C. Gardocki, CB 20 B. McFadden, CB 21 R. Colclough, S 23 T. Carter, CB 29 C. Iwuoma, S 31 M. Logan, RB 34 V. Haynes, RB 36 J. Bettis, LB 54 R. Wallace, C 56 C. Okobi, LB 57 C. Kriewaldt, LS 60 G. Warren, T 72 B. Brooks, DT 76 C. Hoke, WR 80 C. Wilson, WR 81 S. Morey, TE 84 J. Tuman, WR 85 N. Washington, WR 90 T. Kirschke, LB 94 A. Frazier, DE 99 B. Keisel. **DID NOT PLAY:** QB 16 C. Batch. **INACTIVE:** QB 8 T. Maddox, RB 22 D. Staley, CB 27 W. Williams, G 68 C. Kemoatu, T 79 T. Essex, WR 89 L. Mays, LB 92 J. Harrison, DE 96 S. Nua.

FINAL INDIVIDUAL STATISTICS														
Pittsburgh Steelers										Denver Broncos				
RUSHING	ATT	YDS	AVG	LG	TD	RUSHING	ATT	YDS	AVG	LG	TD			
J. Bettis	15	39	2.6	7	1	M. Anderson	9	36	4.0	7	1			
W. Parker	14	35	2.5	14	0	T. Bell	5	31	6.2	11	0			
B. Roethlisberger	3	12	4.0	6	1	J. Plummer	7	30	4.3	8	0			
H. Ward	1	4	4.0	4	0									
<b>TOTAL</b>	<b>33</b>	<b>90</b>	<b>2.7</b>	<b>14</b>	<b>2</b>	<b>TOTAL</b>	<b>21</b>	<b>97</b>	<b>4.6</b>	<b>11</b>	<b>1</b>			

PASSING	ATT	CMP	YDS	TKD/YD	TD	LG	IN	Rtg.	PASSING	ATT	CMP	YDS	TKD/YD	TD	LG	IN	Rtg.
B. Roethlisberger	29	21	275	2/7	2	30	0	124.9	J. Plummer	30	18	223	3/12	1	38	2	66.4
<b>TOTAL</b>	<b>29</b>	<b>21</b>	<b>275</b>	<b>2/7</b>	<b>2</b>	<b>30</b>	<b>0</b>	<b>124.9</b>	<b>TOTAL</b>	<b>30</b>	<b>18</b>	<b>223</b>	<b>3/12</b>	<b>1</b>	<b>38</b>	<b>2</b>	<b>66.4</b>
PASS RECEIVING	NO	YDS	AVG	LG	TD	PASS RECEIVING	NO	YDS	AVG	LG	TD						
C. Wilson	5	92	18.4	30	1	T. Bell	5	28	5.6	9	0						
H. Ward	5	59	11.8	21	1	R. Smith	4	61	15.3	32	0						
A. Randle El	4	52	13.0	20	0	J. Putzier	4	55	13.8	19	0						
W. Parker	3	20	6.7	8	0	M. Anderson	3	11	3.7	13	0						
H. Miller	2	31	15.5	24	0	A. Lelie	2	68	34.0	38	1						
N. Washington	1	13	13.0	13	0												
V. Haynes	1	8	8.0	8	0												
<b>TOTAL</b>	<b>21</b>	<b>275</b>	<b>13.1</b>	<b>30</b>	<b>2</b>	<b>TOTAL</b>	<b>18</b>	<b>223</b>	<b>12.4</b>	<b>38</b>	<b>1</b>						

INTERCEPTIONS	NO	YDS	AVG	LG	TD	INTERCEPTIONS	NO	YDS	AVG	LG	TD				
L. Foote	1	14	14.0	14	0										
I. Taylor	1	1	1.0	1	0										
TOTAL	2	15	7.5	14	0	TOTAL	0	0	0.0	—	0				
PUNTING	NO	YDS	AVG	NET	TB	IN20	LG	PUNTING	NO	YDS	AVG	NET	TB	IN20	LG
C. Gardocki	4	148	37.0	32.0	1	2	41	T. Sauerbrun	2	87	43.5	37.0	0	1	51
TOTAL	4	148	37.0	32.0	1	2	41	TOTAL	2	87	43.5	37.0	0	1	51

PUNT RETURNS	NO	YDS	AVG	FC	LG	TD	PUNT RETURNS	NO	YDS	AVG	FC	LG	TD
A. Randle El	1	13	13.0	1	13	0	C. Adams	0	0	0.0	2	—	0
							[DOWNED]	1	0	0.0	0	—	0
							[TOUCHBACK]	1	0	0.0	0	—	0
<b>RETURNS</b>	<b>1</b>	<b>13</b>	<b>13.0</b>	<b>1</b>	<b>13</b>	<b>0</b>	<b>RETURNS</b>	<b>0</b>	<b>0</b>	<b>0.0</b>	<b>2</b>	<b>—</b>	<b>0</b>
KICKOFF RETURNS	NO	YDS	AVG	FC	LG	TD	KICKOFF RETURNS	NO	YDS	AVG	FC	LG	TD
I. Taylor	2	42	21.0	0	22	0	C. Adams	4	110	27.5	0	47	0
[OUT OF BOUNDS]	1	0	0	0	0	0	C. Sapp	1	11	11.0	0	11	0
[TOUCHBACK]	1	0	0	0	0	0	[OUT OF BOUNDS]	1	0	0.0	0	0	0
							[TOUCHBACK]	1	0	0.0	0	0	0
<b>RETURNS</b>	<b>2</b>	<b>42</b>	<b>21.0</b>	<b>0</b>	<b>22</b>	<b>0</b>	<b>RETURNS</b>	<b>5</b>	<b>121</b>	<b>24.2</b>	<b>0</b>	<b>47</b>	<b>0</b>

Pittsburgh Steelers										Denver Broncos													
FUMBLES		Fum	Lost	Own Rec.	Yds	TD	FF	Opp. Rec.	Yds	TD	Out Bnds	FUMBLES		Fum	Lost	Own Rec.	Yds	TD	FF	Opp. Rec.	Yds	TD	Out Bnds
W. Parker		1	0	0	0	0	0	0	0	0	1	J. Plummer		2	2	0	0	0	0	0	0	0	0
B. Keisel		0	0	0	0	0	1	0	0	0	0	N. Ferguson		0	0	0	0	0	1	0	0	0	0
J. Porter		0	0	0	0	0	1	0	0	0	0												
C. Hampton		0	0	0	0	0	0	1	0	0	0												
T. Kirschke		0	0	0	0	0	1	0	0	0	0												
TOTAL		1	0	0	0	0	2	2	0	0	1	TOTAL		2	2	0	0	0	1	0	0	0	0

FINAL TEAM STATISTICS														
	STEELERS			BRONCOS				STEELERS			BRONCOS			
TOTAL FIRST DOWNS	20	16		FGs – PATs Had Blocked	0-0	0-0		Net punting average	32.0	37.0		TOTAL RETURN YARDAGE (Not Including Kickoffs)	28	0
By Rushing	5	5		No. and Yards Punt Returns	1-13	0-0		No. and Yards Kickoff Returns	2-42	5-121		No. and Yards Interception Returns	2-15	0-0
By Passing	15	8		PENALTIES Number and Yards	8-61	4-20		FUMBLES Number and Lost	1-0	2-2		TOUCHDOWNS	4	2
By Penalty	0	3		Average gain per offensive play	5.6	5.7		Rushing	2	1		Passing	2	1
THIRD DOWN EFFICIENCY	10-16-63%	5-11-45%		NET YARDS RUSHING	90	97		Interceptions	0	0		EXTRA POINTS Made-Attempts	4-4	2-2
FOURTH DOWN EFFICIENCY	0-0-0%	2-3-67%		Total Rushing Plays	33	21		Field Goals Made-Attempts	2-2	1-1		Kicking Made-Attempts	4-4	2-2
TOTAL NET YARDS	358	308		Average gain per rushing play	2.7	4.6		RED ZONE EFFICIENCY	4-5-80%	1-2-50%		GOAL TO GO EFFICIENCY	2-2-100%	1-1-100%
Total Offensive Plays (inc. times thrown passing)	64	54		Tackles for a loss – number and yards	5-7	0-0		SAFETIES	0	0		FINAL SCORE	34	17
Average gain per offensive play	5.6	5.7		NET YARDS PASSING	268	211		TIME OF POSSESSION	36:07	23:53				
NET YARDS RUSHING	90	97		Times thrown – yards lost attempting to pass	2-7	3-12								
Total Rushing Plays	33	21		Gross yards passing	275	223								
Average gain per rushing play	2.7	4.6		PASS ATTEMPTS-COMPLETIONS-HAD INTERCEPTED	29-21-0	30-18-2								
Tackles for a loss – number and yards	5-7	0-0		Average gain per pass play (inc. # thrown passing)	8.6	6.4								
NET YARDS PASSING	268	211		KICKOFFS Number-In End Zone-Touchbacks	7-2-1	4-1-1								
Times thrown – yards lost attempting to pass	2-7	3-12		PUNTS Number and Average	4-37-0	2-43.5								
Gross yards passing	275	223		Had Blocked	0	0								
PASS ATTEMPTS-COMPLETIONS-HAD INTERCEPTED	29-21-0	30-18-2												
Average gain per pass play (inc. # thrown passing)	8.6	6.4												
KICKOFFS Number-In End Zone-Touchbacks	7-2-1	4-1-1												
PUNTS Number and Average	4-37-0	2-43.5												
Had Blocked	0	0												







## Indianapolis 49, Denver 24

Sunday, Jan. 9, 2005 • 1:07 p.m. EDT • RCA Dome • Indianapolis

WEATHER: Indoors • ATTENDANCE: 56,609 • TIME: 3:06

### 2004 AFC Wild Card Playoff Game

Peyton Manning threw for 458 yards with four touchdowns while also running for a score to lead the Indianapolis Colts over the Denver Broncos 49-24 in an AFC Wild Card Playoff Game at the RCA Dome in front of 56,609 fans.

The Colts jumped out to a 14-0 first-quarter lead after Manning found James Munro for a 2-yard touchdown pass and running back Edgerrin James scored on a 1-yard run.

After Manning's second touchdown of the day, a 19-yard strike to tight end Dallas Clark, the Broncos' Jason Elam put Denver on the scoreboard with a 33-yard field goal.

The Colts' offense responded quickly, however, as Manning increased the lead to 35-3 with a 35-yard touchdown pass to Reggie Wayne and a 1-yard quarterback sneak in the closing seconds of the half.

The Broncos fought back in the third quarter when quarterback Jake Plummer capped off a 10-play, 71-yard drive with a 9-yard touchdown pass to Rod Smith.

After forcing the Colts to punt for just the second time all day, Plummer led Denver downfield once again and hit tight end Jeb Putzier for a 35-yard score. The touchdown concluded an 85-yard drive, cutting the Broncos' deficit to 35-17.

Indianapolis denied Denver any thoughts of coming back when Manning connected with Wayne for the second time in the game for a 43-yard touchdown pass early in the fourth quarter.

The Broncos scored their final points on a 1-yard touchdown run by Tatum Bell at 7:45 of the fourth quarter, but it was not enough to catch up to the potent Colts offense, which amassed 530 total yards for the game.

Smith paced the Denver receivers with seven catches for 99 yards with a touchdown to give him 39 career postseason catches and move him past Ed McCaffrey (36) for third on the Broncos' all-time playoff list. Putzier finished the contest with 67 yards on three catches, including the 35-yard touchdown.

Plummer completed 24-of-34 passes for 284 yards with two touchdowns while posting a passer rating of 103.1.

For the Colts, Manning's 458 passing yards were the most the Broncos have ever yielded in a game and ranked as the second-most passing yards in a playoff game in NFL history. Wayne also posted an impressive day, catching 10 passes for 221 yards with two scores, while Clark added 112 yards on six catches along with a touchdown.

#### OFFICIALS:

**Referee** — Mike Carey (94); **Umpire** — Jim Quirk (5); **Head Linesman** — Ron Marinucci (107); **Line Judge** — Mark Periman (9); **Field Judge** — Scott Steenson (88); **Side Judge** — Larry Rose (128); **Back Judge** — Keith Ferguson (61); **Replay** — Tommy Moore.

	1	2	3	4	OT	TOTAL	FIELD GOALS (made ( ) & missed)
VISITOR	Denver Broncos	0	3	14	7	24	J. Elam (33)
HOME	Indianapolis Colts	14	21	0	14	49	

Team	Qtr	Clock Time	PLAY DESCRIPTION (Extra Point) (Drive Info)	SCORE Visitor	Home
COLTS	1	7:23	J. Munro 2 yd. pass from P. Manning (M. Vanderjagt, kick) (9-76, 3:43)	0	7
COLTS	1	0:38	E. James 1 yd. run (M. Vanderjagt, kick) (8-87, 4:59)	0	14
COLTS	2	8:11	D. Clark 19 yd. pass from P. Manning (M. Vanderjagt, kick) (4-52, 1:42)	0	21
BRONCOS	2	5:19	J. Elam 33 yd. Field Goal (7-51, 2:52)	3	21
COLTS	2	4:29	R. Wayne 35 yd. pass from P. Manning (M. Vanderjagt, kick) (2-40, 0:50)	3	28
COLTS	2	0:06	P. Manning 1 yd. run (M. Vanderjagt, kick) (8-75, 3:07)	3	35
BRONCOS	3	9:01	R. Smith 9 yd. pass from J. Plummer (J. Elam, kick) (10-71, 5:59)	10	35
BRONCOS	3	1:10	J. Putzier 35 yd. pass from J. Plummer (J. Elam, kick) (9-85, 5:39)	17	35
COLTS	4	12:48	R. Wayne 43 yd. pass from P. Manning (M. Vanderjagt, kick) (6-80, 3:22)	17	42
BRONCOS	4	7:45	T. Bell 1 yd. run (J. Elam, kick) (10-57, 5:03)	24	42
COLTS	4	2:02	D. Rhodes 2 yd. run (M. Vanderjagt, kick) (9-45, 5:43)	24	49

### DENVER BRONCOS

OFFENSE				DEFENSE			
WR	80	R. Smith	LE	92	M. Coleman		
LT	78	M. Lepsis	LT	68	M. Fatafehi		
LG	50	B. Hamilton	RT	75	M. Pope		
C	66	T. Nalen	RE	98	R. Hayward		
RG	65	C. Carlisle	WLB	52	D. Williams		
RT	72	G. Foster	MLB	56	A. Wilson		
TE	89	D. Carswell	SLB	59	D. Spragan		
WR	85	A. Lelie	LCB	24	C. Bailey		
QB	16	J. Plummer	RCB	31	K. Herndon		
RB	34	R. Droughns	SS	28	K. Kennedy		
FB	86	P. Hape	FS	47	J. Lynch		

**BRONCOS SUBSTITUTIONS:** K 1 J. Elam, P/K 6 J. Baker, WR 10 T. Luke, WR 17 D. Watts, S 25 N. Ferguson, RB 26 T. Bell, S 32 C. Young, RB 37 C. Sapp, CB 40 J. Shoate, S 42 S. Brandon, CB 45 R. Alexander, LB 53 L. Green, LB 55 P. Chukwurah, LB 58 T. Pierce, DT 61 E. Johnson, G 69 P.J. Alexander, WR 81 C. Adams, TE/LB 83 M. Leach, TE 88 J. Putzier, DE 95 A. Palepoi, DE 99 R. Johnson. **DID NOT PLAY:** QB 13 D. Kanell, T 74 C. Green. **INACTIVE:** 3QB 8 M. Mauck, FB 39 K. Johnson, LB 57 J. Sykes, G 62 D. Neil, G 63 T. Stuber, G 70 T. Clabo, DE 93 T. Pryce, DT/DE 67 D. Veal.

### INDIANAPOLIS COLTS

OFFENSE				DEFENSE			
WR	87	R. Wayne	LE	79	R. Brock		
LT	78	T. Glenn	LT	90	M. Reagor		
LG	64	R. DeMulling	RT	96	J. Williams		
C	63	J. Saturday	RE	93	D. Freeney		
RG	73	J. Scott	LOLB	50	D. Thornton		
RT	71	R. Diem	MLB	94	R. Morris		
TE	81	M. Pollard	ROLB	59	C. June		
WR	88	M. Harrison	LCB	25	N. Harper		
QB	18	P. Manning	RCB	42	J. David		
RB	32	E. James	SS	21	B. Sanders		
TE	44	D. Clark	FS	28	I. Bashir		

**COLTS SUBSTITUTIONS:** K 10 M. Gramatica, K 13 M. Vanderjagt, P 17 H. Smith, SS 20 M. Doss, RB 23 J. Munro, CB 26 W. Bacon, CB 27 V. Hutchins, CB 29 J. Jefferson, RB 33 D. Rhodes, SS 38 G. Sapp, SS 41 C. Bird, TE 48 J. Snow, C/G 56 T. Peko, LB 58 G. Brackett, DT 75 L. Tripplett, OT 76 M. Freitas, TE 80 B. Hartsock, WR 83 B. Stokley, WR 86 T. Walters, LB 97 N. Rogers, DE 98 R. Mathis, DE 99 B. Sciofi. **DID NOT PLAY:** QB 12 J. Sorgi. **INACTIVE:** 3QB 5 T. Brown, FS 39 A. Floyd, LB 51 G. Gardner, LB 55 K. Pope, G/C 61 T. Hutton, OG 65 R. Lijja, WR 84 B. Pyatt, WR 85 A. Moorehead.

### FINAL INDIVIDUAL STATISTICS

Denver Broncos												Indianapolis Colts																	
RUSHING		ATT	YDS	AVG	LG	TD						RUSHING		ATT	YDS	AVG	LG	TD											
T. Bell		12	49	4.1	15	1						E. James		18	63	3.5	11	1											
R. Droughns		8	29	3.6	6	0						D. Rhodes		5	12	2.4	6	1											
J. Plummer		1	0	0.0	0	0						P. Manning		1	1	1.0	1	1											
TOTAL		21	78	3.7	15	1						TOTAL		24	76	3.2	11	3											
PASSING		ATT	CMP	YDS	TKD/ YD	TD	LG	IN	Rtg.						PASSING		ATT	CMP	YDS	TKD/ YD	TD	LG	IN	Rtg.					
J. Plummer		34	24	284	3/24	2	35	1	103.1						P. Manning		33	27	458	1/4	4	49	1	145.7					
TOTAL		34	24	284	3/24	2	35	1	103.1						TOTAL		33	27	458	1/4	4	49	1	145.7					
PASS RECEIVING				NO	YDS	AVG	LG	TD						PASS RECEIVING				NO	YDS	AVG	LG	TD							
R. Smith				7	99	14.1	30	1						R. Wayne				10	221	22.1	49	2							
T. Bell				4	32	8.0	14	0						D. Clark				6	112	18.7	31	1							
R. Droughns				4	28	7.0	9	0						M. Harrison				4	51	12.5	24	0							
J. Putzier				3	67	22.3	35	1						B. Stokley				2	33	16.5	21	0							
A. Lelie				2	27	13.5	21	0						M. Pollard				2	28	14.0	25	0							
P. Hape				2	8	4.0	6	0						E. James				2	11	5.5	6	0							
D. Carswell				1	15	15.0	15	0						J. Mungro				1	2	2.0	2	1							
D. Watts				1	8	8.0	8	0																					
TOTAL				24	284	11.8	35	2						TOTAL				27	458	16.9	49	4							
INTERCEPTIONS				NO	YDS	AVG	LG	TD						INTERCEPTIONS				NO	YDS	AVG	LG	TD							
K. Herndon				1	0	0.0	0	0						M. Doss				1	0	0.0	0	0							
TOTAL				1	0	0.0	0	0						TOTAL				1	0	0.0	0	0							
PUNTING		NO	YDS	AVG	NET	TB	IN20	LG						PUNTING		NO	YDS	AVG	NET	TB	IN20	LG							
J. Baker		4	150	37.5	35.3	0	1	46						H. Smith		2	76	38.0	38.5	0	2	39							
TOTAL		4	150	37.5	35.3	0	1	46						TOTAL		2	76	38.0	38.5	0	2	39							
PUNT RETURNS				NO	YDS	AVG	FC	LG	TD						PUNT RETURNS				NO	YDS	AVG	FC	LG	TD					
C. Adams				1	-1	-1.0	0	-1	0						T. Walters				1	9	9.0	2	9	0					
T. Luke				0	0	0.0	1	—	0						(DOWNED)				1	0	0.0	0	—	0					
RETURNS				1	-1	-1.0	0	-1	0						RETURNS				1	9	9.0	2	9	0					
KICKOFF RETURNS				NO	YDS	AVG	FC	LG	TD						KICKOFF RETURNS				NO	YDS	AVG	FC	LG	TD					
C. Sapp				4	86	21.5	0	25	0						D. Rhodes				1	36	36.0	0	36	0					
R. Droughns				2	36	18.0	0	26	0						J. Mungro				1	18	18.0	0	18	0					
T. Luke				1	41	41.0	0	41	0						(TOUCHBACK)				1	0	0.0	0	—	0					
C. Adams				1	25	25.0	0	25	0																				
RETURNS				8	188	23.5	0	41	0						RETURNS				2	54	27.0	0	36	0					
Denver Broncos												Indianapolis Colts																	
FUMBLES		Fum	Lost	Rec.	Own	Yds	TD	FF	Opp. Rec.	Yds	TD	Out Bnds	FUMBLES		Fum	Lost	Rec.	Own	Yds	TD	FF	Opp. Rec.	Yds	TD	Out Bnds				
C. Adams		1	0	0	0	0	0	0	0	0	0	1	J. Snow		0	0	0	0	0	0	1	0	0	0	0				
TOTAL		1	0	0	0	0	0	0	0	0	0	1	TOTAL		0	0	0	0	0	0	1	0	0	0	0				



# Indianapolis 41, Denver 10

Sunday, Jan. 4, 2004 • 4:35 p.m. EST • RCA Dome • Indianapolis

WEATHER: Indoors • ATTENDANCE: 56,586 • TIME: 2:39

## 2003 AFC Wild Card Playoff Game

Denver's 2003 season came to an end with a 41-10 loss to Indianapolis in an AFC Wild Card Playoff Game in front of 56,586 fans at the RCA Dome.

On the game's opening drive, Peyton Manning led the Colts 70 yards and capped the drive when he found Brandon Stokley for a 31-yard touchdown and an early lead. Denver answered on its first drive but could only manage a 49-yard Jason Elam field goal after penalties caused the drive to stall.

Late in the first quarter, Manning completed a pass to Marvin Harrison, who fell near the Colts' 29-yard line and after not being touched by a Broncos defender got up and ran the ball in for a touchdown and a 14-3 lead. With Denver unable to sustain a drive after picking up two holding penalties, Indianapolis took possession on its 20-yard-line after a Broncos punt. Manning engineered another successful touchdown drive (8 plays, 80 yards), culminating in a 23-yard touchdown pass to Harrison.

After another Denver punt, Manning hit Stokley in stride, and he raced 87 yards for a touchdown to give the Colts a 28-3 lead with less than two minutes remaining in the half. Denver began to mount a drive, but Plummer's pass intended for Rod Smith was intercepted by David Macklin and returned 21 yards to the Colts' 42-yard-line. Mike Vanderjagt's 27-yard field goal extended the Colts' lead to 31-3 at the half.

On Denver's first possession of the third quarter, Plummer connected with Rod Smith for a 34-yard reception, moving the Broncos to the Colts' 27-yard line before Elam's 46-yard field goal attempt was blocked. Indianapolis was able to add to its lead by capping a 64-yard drive with a 7-yard touchdown pass from Manning to Reggie Wayne.

Plummer—when hit from behind by Colts defensive end Dwight Freeney—fumbled on Denver's next possession, and the ball was recovered by Rob Morris on Denver's 20-yard line. Indianapolis settled for a 20-yard field goal that put it ahead 41-3. Midway through the fourth quarter after recovering a Colts fumble on its 38-yard-line, Denver finally found the end zone for the game's final score when Plummer connected with Smith for a 7-yard touchdown.

Plummer completed 23-of-30 passes for 181 yards with one touchdown but had a pair of interceptions. Clinton Portis led the Broncos with 68 rushing yards while Smith, Shannon Sharpe and Reuben Droughns each had five receptions.

### OFFICIALS:

**Referee** — Johnny Grier (23); **Umpire** — Ed Coukart (71); **Head Linesman** — James Wilson (43); **Line Judge** — Jeff Bergman (32); **Field Judge** — Jim Saracino (58); **Side Judge** — Doug Rosenbaum (67); **Back Judge** — Scott Green (19); **Replay** — Dean Blandino.

		1	2	3	4	OT	TOTAL		
<b>VISITOR</b>	Denver Broncos	3	0	0	7	—	10		
<b>HOME</b>	Indianapolis Colts	14	17	10	0	—	41		
Team	Qtr	Clock	Time	PLAY DESCRIPTION (Extra Point) (Drive Info)	SCORE	Visitor	Home		
COLTS	1	12:02		B. Stokley 31 yd. pass from P. Manning (M. Vanderjagt, kick) (6-70, 3:05)	0	7			
BRONCOS	1	3:48		J. Elam 49 yd. Field Goal (12-47, 8:14)	3	7			
COLTS	1	0:36		M. Harrison 46 yd. pass from P. Manning (M. Vanderjagt, kick) (8-81, 3:17)	3	14			
COLTS	2	7:28		M. Harrison 23 yd. pass from P. Manning (M. Vanderjagt, kick) (8-80, 3:49)	3	21			
COLTS	2	1:51		B. Stokley 87 yd. pass from P. Manning (M. Vanderjagt, kick) (1-87, 0:10)	3	28			
COLTS	2	0:00		M. Vanderjagt 27 yd. Field Goal (6-49, 0:55)	3	31			
COLTS	3	5:19		R. Wayne 7 yd. pass from P. Manning (M. Vanderjagt, kick) (12-64, 5:45)	3	38			
COLTS	3	0:55		M. Vanderjagt 20 yd. Field Goal (6-17, 3:38)	3	41			
BRONCOS	4	7:04		R. Smith 7 yd. pass from J. Plummer (J. Elam, kick) (12-62, 6:18)	10	41			

## DENVER BRONCOS

OFFENSE				DEFENSE			
WR	80	R. Smith	LE	93	T. Pryce		
LT	74	E. Salaam	LT	68	M. Fatafehi		
LG	50	B. Hamilton	RT	90	D. Holland		
C	66	T. Nalen	RE	92	B. Berry		
RG	62	D. Neil	WLB	59	D. Spragan		
RT	78	M. Lepsis	MLB	56	A. Wilson		
TE	84	S. Sharpe	SLB	33	J. Spencer		
WR	85	A. Lelie	LCB	35	L. Walls		
QB	16	J. Plummer	RCB	31	K. Herndon		
RB	26	C. Portis	SS	28	K. Kennedy		
FB	34	R. Droughns	FS	42	S. Brandon		

**BRONCOS SUBSTITUTIONS:** K 1 J. Elam, P/K 4 M. Knorr, WR 12 C. Adams, CB 21 S. Turner, RB 22 Q. Griffin, CB 23 W. Middlebrooks, S 32 C. Young, CB 33 J. Spencer, RB 38 M. Anderson, CB 47 R. McNeil, LB 53 J. Rutledge, LB 55 K. Burns, G/T 65 C. Carlisle, T 71 B. Brockmeyer, DT 75 M. Pope, WR 82 A. Madise, TE/LS 83 M. Leach, TE 86 P. Hape, TE 89 D. Carswell, DE 98 R. Hayward. **DID NOT PLAY:** QB 13 D. Kanell, WR 14 N. Jackson, DT 96 D. Davis. **INACTIVE:** 3QB 17 J. Jackson, CB/WR 24 Deltha O'Neal, RB 37 C. Sapp, T 69 P.J. Alexander, T 72 G. Foster, G 79 S. Herndon, WR 87 E. McCaffrey, TE 88 J. Putzier.

## INDIANAPOLIS COLTS

OFFENSE				DEFENSE			
WR	87	R. Wayne	LE	79	R. Brock		
LT	78	T. Glenn	LT	75	L. Triplett		
LG	64	R. DeMulling	RT	90	M. Reagor		
C	56	T. Peko	RE	93	D. Freeney		
RG	63	J. Saturday	SLB	53	M. Washington		
RT	71	R. Diem	MLB	94	R. Morris		
TE	81	M. Pollard	WLB	50	D. Thornton		
WR	88	M. Harrison	LCB	21	W. Harris		
QB	18	P. Manning	RCB	27	D. Macklin		
RB	32	E. James	SS	30	D. Strickland		
TE	80	J. Davenport	FS	28	I. Bashir		

**COLTS SUBSTITUTIONS:** QB 7 B. Huard, K 13 M. Vanderjagt, P 17 H. Smith, DB 25 N. Harper, DB 31 C. Crosby, RB 33 D. Rhodes, DB 34 J. Doering, RB 35 R. Williams, DB 41 C. Bird, TE 48 J. Snow, LB 52 K. Whiteside, LB 57 J. Nelson, LB 58 G. Brackett, LB 59 C. June, OG 74 S. Scullio, T 76 M. Freitas, WR 83 B. Stokley, WR 86 T. Walters, DE 92 C. Bratzke, DT 96 J. Williams, DE 98 R. Mathis, DE 99 B. Sciolli. **DID NOT PLAY:** RB 36 T. Lopienski. **INACTIVE:** WR 10 T. Wilkins, WR 11 J. Dawson, 3QB 16 C. Sauter, DB 20 M. Doss, DB 39 A. Floyd, TE 44 D. Clark, TE 49 P. Mitchell, WR 85 A. Moorehead.

## FINAL INDIVIDUAL STATISTICS

Denver Broncos												Indianapolis Colts														
RUSHING						RUSHING						RUSHING						RUSHING								
C. Portis	17	68	4.0	11	0	E. James	17	78	4.6	11	0	C. Portis	17	68	4.0	11	0	E. James	17	78	4.6	11	0			
Q. Griffin	6	60	10.0	19	0	D. Rhodes	4	8	2.0	4	0	Q. Griffin	6	60	10.0	19	0	D. Rhodes	4	8	2.0	4	0			
J. Plummer	3	18	6.0	10	0	P. Manning	1	0	0.0	0	0	J. Plummer	3	18	6.0	10	0	P. Manning	1	0	0.0	0	0			
						R. Williams	1	-1	-1.0	-1	0							R. Williams	1	-1	-1.0	-1	0			
TOTAL	26	146	5.6	19	0	TOTAL	23	85	3.7	11	0	TOTAL	26	146	5.6	19	0	TOTAL	23	85	3.7	11	0			
PASSING												PASSING														
J. Plummer	30	23	181	2/5	1	34	2	74.4	P. Manning	26	22	377	0/0	5	87	0	158.3	P. Manning	26	22	377	0/0	5	87	0	158.3
									B. Huard	5	4	17	0/0	0	16	0	80.8	B. Huard	5	4	17	0/0	0	16	0	80.8
TOTAL	30	23	181	2/5	1	34	2	74.4	TOTAL	31	26	394	0/0	5	87	0	158.3	TOTAL	31	26	394	0/0	5	87	0	158.3
PASS RECEIVING												PASS RECEIVING														
R. Smith	5	66	13.2	34	1	M. Harrison	7	133	19.0	46	2	R. Smith	5	66	13.2	34	1	M. Harrison	7	133	19.0	46	2			
S. Sharpe	5	31	6.2	9	0	R. Wayne	5	43	8.6	16	1	S. Sharpe	5	31	6.2	9	0	R. Wayne	5	43	8.6	16	1			
R. Droughns	5	19	3.8	10	0	E. James	5	37	7.4	13	0	R. Droughns	5	19	3.8	10	0	E. James	5	37	7.4	13	0			
Q. Griffin	2	18	9.0	11	0	B. Stokley	4	144	36.0	87	2	Q. Griffin	2	18	9.0	11	0	B. Stokley	4	144	36.0	87	2			
C. Adams	2	18	9.0	14	0	T. Walters	3	1	0.3	3	0	C. Adams	2	18	9.0	14	0	T. Walters	3	1	0.3	3	0			
D. Carswell	2	12	6.0	7	0	M. Pollard	1	25	25.0	25	0	D. Carswell	2	12	6.0	7	0	M. Pollard	1	25	25.0	25	0			
C. Portis	1	10	10.0	10	0	J. Davenport	1	11	11.0	11	0	C. Portis	1	10	10.0	10	0	J. Davenport	1	11	11.0	11	0			
A. Lelie	1	7	7.0	7	0							A. Lelie	1	7	7.0	7	0									
TOTAL	23	181	7.9	34	1	TOTAL	26	394	15.2	87	5	TOTAL	23	181	7.9	34	1	TOTAL	26	394	15.2	87	5			
INTERCEPTIONS												INTERCEPTIONS														
	0	0	0.0	—	0				D. Macklin	2	52	26.0	31	0	D. Macklin	2	52	26.0	31	0						
TOTAL	0	0	0.0	—	0	TOTAL	2	52	26.0	31	0	TOTAL	0	0	0.0	—	0	TOTAL	2	52	26.0	31	0			
PUNTING												PUNTING														
M. Knorr	2	84	42.0	32.0	1	1	44	M. Knorr	2	84	42.0	32.0	1	1	44		M. Knorr	2	84	42.0	32.0	1	1	44		
TOTAL	2	84	42.0	32.0	1	1	44	TOTAL	0	0	0.0	0.0	0	0	—		TOTAL	0	0	0.0	0.0	0	0	—		
PUNT RETURNS												PUNT RETURNS														
	0	0	0.0	0	—	0		(DOWNED)	1	0	0.0	0	—	0		(TOUCHBACK)	0	0	0.0	0	—	0				
RETURNS	0	0	0.0	0	—	0		RETURNS	0	0	0.0	0	—	0			0	0	0.0	0	—	0				
KICKOFF RETURNS												KICKOFF RETURNS														
R. Droughns	6	133	22.2	0	33	0		R. Williams	1	18	18.0	0	18	0		R. Droughns	6	133	22.2	0	33	0				
(TOUCHBACK)	1	0	0.0	0	—	0		D. Rhodes	1	16	16.0	0	16	0		(TOUCHBACK)	1	0	0.0	0	—	0				
RETURNS	6	133	22.2	0	33	0		RETURNS	2	34	17.0	0	18	0		RETURNS	6	133	22.2	0	33	0				
Denver Broncos												Indianapolis Colts														
FUMBLES	Fum	Lost	Own Rec.	Yds	TD	FF	Rec.	Yds	TD	Own Rec.	Yds	TD	Bnds	FUMBLES	Fum	Lost	Rec.	Yds	TD	Own Rec.	Yds	TD	Bnds			
J. Plummer	1	1	0	0	0	0	0	0	0	0	0	0	0	P. Manning	1	0	1	-2	0	0	0	0	0	0		
C. Portis	1	0	0	0	0	0	0	0	0	0	0	0	1	E. James	1	1	0	0	0	0	0	0	0			
M. Fatafehi	0	0	0	0	0	1	0	0	0	0	0	0	0	M. Pollard	1	0	0	0	0	0	0	0	0			
L. Walls	0	0	0	0	0	1	0	0	0	0	0	0	0	D. Freeman	0	0	0	0	0	1	0	0	0			
R. Hayward	0	0	0	0	0	0	1	0	0	0	0	0	0	W. Harris	0	0	0	0	0	1	0	0	0			
														R. Morris	0	0	0	0	0	1	0	0	0			
TOTAL	2	1	0	0	0	2	1	0	0	1		TOTAL	3	1	1	-2	0	2	1	0	0	0				



## Baltimore 21, Denver 3

Sunday, Dec. 31, 2000 • 12:35 p.m. EST • PSINet Stadium • Baltimore

WEATHER: Mostly Sunny, 22° (wind chill 5°), Wind NNW 20-25 mph • ATTENDANCE: 69,638 • TIME: 2:54

### 2000 AFC Wild Card Playoff Game

The Broncos' 2000 season ended in a disappointing 21-3 defeat at the hands of the Baltimore Ravens in an AFC Wild Card Playoff Game at PSINet Stadium in Baltimore on a blustery New Year's Eve day in front of 69,638 fans.

Denver's offense managed just 177 yards—the club's third-lowest output in 28 postseason games—and nine first downs against a record-setting Ravens defense, which put an end to the Broncos' seven-game postseason winning streak.

After a scoreless first quarter, Baltimore put up the first points when Jamal Lewis reached the end zone from one yard out early in the second quarter to cap a 10-play, 75-yard drive.

The Broncos answered with a 31-yard Jason Elam field goal to narrow the deficit to 7-3 when a promising 12-play, 68-yard drive stalled after a third-and-1 opportunity at the Ravens' 12-yard line. What followed would prove to be the play of the game, if not one of the more bizarre plays of the year.

The Ravens' Corey Harris returned the ensuing kickoff 15 yards to the Baltimore 42-yard line. On first-and-10, Baltimore's Trent Dilfer attempted a screen pass to Lewis, who tipped the ball into and out of the hands of Denver cornerback Terrell Buckley. The loose ball was grabbed out of the air by former Broncos tight end Shannon Sharpe, who dashed 58 yards for a touchdown, boosting the lead to 14-3 at the half.

Baltimore increased its halftime lead to 21-3 late in the third quarter when Lewis ran 27 yards for his second touchdown of the day to cap the scoring.

Denver managed just 83 yards on its eight second-half possessions and was held scoreless to preserve the lowest scoring output (3) in franchise postseason history. The Broncos penetrated Ravens territory just once all day and ran only seven plays on the Baltimore side of the field.

Broncos quarterback Gus Frerotte, subbing for the injured Brian Griese, completed 13-of-28 passes for 124 yards with one interception. Denver's Ed McCaffrey led all receivers with eight catches for 75 yards (9.4 avg.).

Mike Anderson led the Broncos in rushing with 40 yards on 15 carries. Safety Billy Jenkins and defensive end Maa Tanuvasa each had sacks for the Broncos' defense, which held Baltimore to 240 net yards of total offense and forced 10 punts. Denver also allowed the Ravens to convert just 4-of-14 (28.6%) of their third-down attempts.

#### OFFICIALS:

**Referee** — Larry Nemmers (20); **Umpire** — Bob Wagner (100); **Head Linesman** — Tony Veteri (36); **Line Judge** — Ron Phares (10); **Field Judge** — Steve Zimmer (33); **Side Judge** — Doug Toole (4); **Back Judge** — Richard Reels (83); **Replay** — Bob Boylston.

	1	2	3	4	OT	TOTAL	
<b>VISITOR</b> Denver Broncos	0	3	0	0	—	3	
<b>HOME</b> Baltimore Ravens	0	14	7	0	—	21	

Team	Qtr	Clock Time	PLAY DESCRIPTION (Extra Point) (Drive Info)	SCORE Visitor Home
RAVENS	2	11:43	Ja. Lewis 1 yd. run (M. Stover, kick) (10-75, 5:51)	0 7
BRONCOS	2	4:31	J. Elam 31 yd. Field Goal (12-68, 7:12)	3 7
RAVENS	2	4:06	S. Sharpe 58 yd. pass from T. Dilfer (M. Stover, kick) (1-58, 0:25)	3 14
RAVENS	3	3:19	Ja. Lewis 27 yd. run (M. Stover, kick) (2-28, 0:42)	3 21

### DENVER BRONCOS

OFFENSE				DEFENSE			
WR 80	R. Smith	LE 98	M. Tanuvasa				
LT 77	T. Jones	LT 94	K. Traylor				
LG 64	L. Friedman	RT 93	T. Pryce				
C 66	T. Nalen	RE 95	K. Pittman				
RG 62	D. Neil	WLB 51	J. Mobley				
RT 78	M. Lepsis	MLB 56	A. Wilson				
TE 89	D. Carswell	SLB 53	B. Romanowski				
WR 87	E. McCaffrey	LCB 39	R. Crockett				
QB 12	G. Frerotte	RCB 27	T. Buckley				
RB 38	M. Anderson	SS 32	B. Jenkins				
FB 29	H. Griffith	FS 26	E. Brown				

**BRONCOS SUBSTITUTIONS:** K 1 J. Elam, K 2 S. Lindsey, P 16 T. Rouen, QB 17 J. Jackson, CB 24 D. O'Neal, S 28 K. Kennedy, CB 33 J. Spencer, CB 35 J. Suttle, FB 42 D. Smith, RB 46 K. Coleman, S 48 G. Coghill, LB 52 I. Gold, LB 55 K. Burns, LB 59 G. Cadrez, C 60 K.C. Jones, G/T 65 C. Carlisle, WR 81 S. Montgomery, WR 83 T. McGriff, TE 86 B. Chamberlain, TE 88 De. Clark, DE 92 L. Archambeau, DE 96 H. Hasselbach, DT 97 M. Lodish. **DID NOT PLAY:** QB 14 B. Griese. **INACTIVE:** RB 30 T. Davis, S 47 Da. Clark, TE 82 B. Miller, WR 84 C. Cole, WR 85 C. Fields, DT 90 J. Johnson, DE 99 M. Reagar.

### BALTIMORE RAVENS

OFFENSE				DEFENSE			
WR 87	Q. Ismail	LE 90	R. Burnett				
LT 75	J. Ogden	LT 95	S. Adams				
LG 64	E. Mulitalo	RT 98	T. Siragusa				
C 60	J. Mitchell	RE 99	M. McCrary				
RG 62	M. Flynn	LLB 58	P. Boulware				
RT 70	H. Swayne	MLB 52	R. Lewis				
TE 82	S. Sharpe	RLB 55	J. Sharper				
TE 81	B. Coates	LCB 22	D. Starks				
QB 8	T. Dilfer	RCB 21	C. McAlister				
RB 31	Ja. Lewis	SS 20	K. Herring				
FB 32	S. Gash	FS 26	R. Woodson				

**RAVENS SUBSTITUTIONS:** K 3 M. Stover, P 5 K. Richardson, QB 12 T. Banks, FB 29 C. Evans, RB 33 P. Holmes, CB 35 R. Bailey, CB 38 J. Trapp, S 42 A. Mitchell, S 45 C. Harris, LB 50 B. Jackson, LB 51 C. Brown, LB 56 A. Davis, LB 57 O. Brigance, C 66 J. Hudson, OL 77 K. Vickers, DT 79 L. Webster, WR 80 B. Stokley, WR 83 P. Johnson, WR 84 Je. Lewis, WR 86 B. Davis, DT 91 L. Dalton, DE 93 K. Washington. **DID NOT PLAY:** OT 71 S. Folau. **INACTIVE:** QB 7 C. Redman, WR 11 M. Nash, CB 25 C. Love, S 43 A. Poindexter, OT 72 S. Williams, OG 74 O. Bobo, TE 85 J. Jones, DE 96 A. Thomas.

**FIELD GOALS (made ( ) & missed)**  
J. Elam (31)

### FINAL INDIVIDUAL STATISTICS

Denver Broncos											Baltimore Ravens																									
RUSHING											RUSHING																									
M. Anderson	15	40	2.7	13	0	Ja. Lewis	30	110	3.7	27	2																									
R. Smith	2	3	1.5	7	0	P. Holmes	5	6	1.2	4	0																									
G. Frerotte	1	-1	-1.0	-1	0	Je. Lewis	1	5	5.0	5	0																									
						T. Dilfer	1	2	2.0	2	0																									
						T. Banks	1	-1	-1.0	-1	0																									
TOTAL	18	42	2.3	13	0	TOTAL	38	122	3.2	27	2																									
PASSING											PASSING											PASS RECEIVING														
G. Frerotte	ATT	CMP	YDS	TD	LG	INT	Rtg.					T. Dilfer	ATT	CMP	YDS	TD	LG	INT	Rtg.																	
J. Jackson	10	5	54	1/9	0	19	0	66.3				T. Banks	1	0	0	0/0	0	58	0	39.6																
TOTAL	38	18	178	5/43	0	24	1	50.1				TOTAL	15	9	130	2/12	1	58	0	110.4																
PASS RECEIVING											PASS RECEIVING											PASS RECEIVING														
E. McCaffrey			NO	YDS	AVG	LG	TD					Q. Ismail			NO	YDS	AVG	LG	TD																	
R. Smith			3	58	19.3	24	0					S. Sharpe			3	73	24.3	58	1																	
M. Anderson			2	10	5.0	8	0					Ja. Lewis			1	15	15.0	15	0																	
D. Carswell			2	8	4.0	6	0					S. Gash			1	7	7.0	7	0																	
H. Griffith			1	16	16.0	16	0																													
T. McGriff			1	6	6.0	6	0																													
De. Clark			1	5	5.0	5	0																													
TOTAL			18	178	9.9	24	0					TOTAL			9	130	14.4	58	1																	
INTERCEPTIONS											INTERCEPTIONS											INTERCEPTIONS														
			NO	YDS	AVG	LG	TD					R. Lewis			NO	YDS	AVG	LG	TD																	
														1	4	4.0	4	0																		
TOTAL			0	0	0.0	—	0					TOTAL		1	4	4.0	4	0																		
PUNTING											PUNTING											PUNTING														
T. Rouen	NO	YDS	AVG	NET	TB	IN20	LG					K. Richardson	NO	YDS	AVG	NET	TB	IN20	LG																	
	9	346	38.4	35.6	0	62	62						10	383	38.3	33.0	2	4	66																	
TOTAL	9	346	38.4	35.6	0	62	62					TOTAL	10	383	38.3	33.0	2	4	66																	
PUNT RETURNS											PUNT RETURNS											PUNT RETURNS														
D. O'Neal			NO	YDS	AVG	FC	LG	TD				Je. Lewis			NO	YDS	AVG	FC	LG	TD																
D. Smith			3	13	4.3	0	7	0				(DOWNED)			4	26	6.5	2	17	0																
T. Buckley			1	0	0.0	0	0	0						3	0	0.0	0	—	0																	
(DOWNED)			0	0	0.0	1	—	0																												
(TOUCHBACK)			3	0	0.0	0	—	0																												
(TOUCHBACK)			2	0	0.0	0	—	0																												
RETURNS			4	13	3.3	1	7	0				RETURNS			4	26	6.5	2	17	0																
KICKOFF RETURNS											KICKOFF RETURNS											KICKOFF RETURNS														
B. Chamberlain			NO	YDS	AVG	FC	LG	TD				C. Harris			NO	YDS	AVG	FC	LG	TD																
D. Smith			1	15	15.0	0	15	0				B. Coates			1	15	15.0	0	15	0																
D. O'Neal			1	15	15.0	0	15	0							1	8	8.0	0	8	0																
(TOUCHBACK)			1	13	13.0	0	13	0																												
(TOUCHBACK)			1	0	0.0	0	—	0																												
RETURNS			3	43	14.3	0	15	0				RETURNS			2	23	11.5	0	15	0																
Denver Broncos											Baltimore Ravens											Denver Broncos														
FUMBLES	Fum	Lost	Own Rec.	Yds	TD	FF	Rec.	Yds	TD	Out Bnds		FUMBLES	Fum	Lost	Own Rec.	Yds	TD	FF	Rec.	Yds	TD	Out Bnds														
B. Jenkins	0	0	0	0	0	1	0	0	0	0		T. Dilfer	1	0	0	0	0	0	0	0	0	0														
												J. Ogden	0	0	1	0	0	0	0	0	0															
TOTAL	0	0	0	0	0	1	0	0	0	0		TOTAL	1	0	1	0	0	0	0	0	0															





## Denver 34, Atlanta 19

Sunday, Jan. 31, 1999 • 6:25 p.m. EST • Pro Player Stadium • Miami

WEATHER: Mostly Cloudy, 73°, Wind E 10 mph • ATTENDANCE: 74,803 • TIME: 3:18

### Super Bowl XXXIII



The Denver Broncos clinched their second consecutive World Championship with a 34-19 victory over the Atlanta Falcons in Super Bowl XXXIII before 74,803 fans at Miami's Pro Player Stadium and millions more watching around the world. Denver became just the sixth franchise in NFL history to win back-to-back Super Bowl titles and posted the seventh repeat championship in Super Bowl history.

Quarterback John Elway claimed the game's Most Valuable Player award by completing 18-of-29 passes for 336 yards (third most in Super Bowl history at the time), including an 80-yard scoring toss to Rod Smith in the second quarter that tied for the second-longest TD pass in Super Bowl history. Elway also ran for a 3-yard score in the fourth quarter, making him the oldest player (38) to score a touchdown in the Super Bowl, eclipsing the mark he set a year earlier by scoring in Super Bowl XXXII.

Elway's accurate passing and the effective running of Terrell Davis, who set an NFL record with his seventh consecutive 100-yard game in the postseason (102 yards), kept the Falcons off balance all night. The Broncos' defense chipped in with two sacks and four takeaways, including two interceptions by Darrien Gordon, who set a Super Bowl record for most interception return yards in a game (108).

Atlanta took the opening kickoff and capped its drive with a 32-yard Morten Andersen field goal before Denver answered with the game's next 17 points. The first score came on a 1-yard run by Howard Griffith that ended a 10-play, 80-yard opening drive by the Broncos, and the lead was increased to 10-3 on a 26-yard Jason Elam field goal that capped Denver's third possession. After Andersen missed a 26-yard field goal attempt, the Broncos answered with the Elway-to-Smith 80-yard score on the next play to push the lead to 17-3. The Falcons narrowed the margin to 17-6 at halftime with a 28-yard Andersen field goal.

After a scoreless third quarter, Denver took advantage of Gordon's first interception by capping a short 24-yard drive with another Griffith 1-yard touchdown run early in the fourth quarter. Gordon's second interception set up Elway's 3-yard touchdown run that put Denver ahead 31-6 with 11:20 remaining. Two late touchdowns by Atlanta, sandwiched around a 37-yard Elam field goal, produced the final margin.

#### OFFICIALS:

**Referee** — Bernie Kukar (86); **Umpire** — Jim Daopoulos (75); **Head Linesman** — Sanford Rivers (21); **Line Judge** — Ron Baynes (56); **Field Judge** — Tim Millis (80); **Side Judge** — Gary Lane (120); **Back Judge** — Don Hakes (96).

		1	2	3	4	OT	TOTAL		
<b>VISITOR</b>	Denver Broncos	7	10	0	17	—	34	<b>FIELD GOALS (made / ) &amp; missed)</b>	
<b>HOME</b>	Atlanta Falcons	3	3	0	13	—	19	J. Elam (26) 38WR 48WL (37)	
								M. Andersen (32) 26WR (28)	
Team	Qtr	Clock Time	PLAY DESCRIPTION (Extra Point) (Drive Info)				SCORE		
FALCONS	1	9:35	M. Andersen 32 yd. Field Goal (10-48, 5:25)				0	3	
BRONCOS	1	3:55	H. Griffith 1 yd. run (J. Elam, kick) (10-80, 5:40)				7	3	
BRONCOS	2	9:17	J. Elam 26 yd. Field Goal (11-63, 4:58)				10	3	
BRONCOS	2	4:54	R. Smith 80 yd. pass from J. Elway (J. Elam, kick) (1-80, 0:13)				17	3	
FALCONS	2	2:25	M. Andersen 28 yd. Field Goal (7-38, 2:29)				17	6	
BRONCOS	4	14:56	H. Griffith 1 yd. run (J. Elam, kick) (5-24, 1:50)				24	6	
BRONCOS	4	11:20	J. Elway 3 yd. run (J. Elam, kick) (3-48, 1:17)				31	6	
FALCONS	4	11:01	T. Dwight 94 yd. kickoff return (M. Andersen, kick)				31	13	
FALCONS	4	7:08	J. Elam 37 yd. Field Goal (7-36, 3:53)				34	13	
FALCONS	4	2:04	T. Mathis 3 yd. pass from C. Chandler (2-pt. Attempt Failed) (16-76, 5:04)				34	19	

DENVER BRONCOS									
OFFENSE					DEFENSE				
WR 80	R. Smith	LE 96	H. Hasselbach						
LT 77	T. Jones	LT 94	K. Traylor						
LG 69	M. Schlereth	RT 93	T. Pryce						
C 66	T. Nalen	RE 98	M. Tanuvasa						
RG 62	D. Neil	WLB 51	J. Mobley						
RT 74	H. Swayne	MLB 59	G. Cadrez						
TE 84	S. Sharpe	SLB 53	B. Romanowski						
WR 87	E. McCaffrey	LCB 39	R. Crockett						
QB 7	J. Elway	RCB 21	D. Gordon						
HB 30	T. Davis	SS 34	T. Braxton						
FB 29	H. Griffith	FS 27	S. Atwater						

**BRONCOS SUBSTITUTIONS:** K 1 J. Elam, QB 6 B. Brister, P 16 T. Rouen, CB 20 T. James, RB 22 V. Hebron, CB 25 D. Johnson, CB 28 T. Paul, RB 31 D. Loville, RB 37 A. Lynn, FB 42 D. Smith, S 48 G. Coghill, LB 56 K. Burns, G 63 D. Diaz-Infante, T 78 M. Lepsis, WR 82 M. Nash, WR 85 W. Green, TE 86 B. Chamberlain, TE 89 D. Carswell, DE 90 N. Smith, DE 91 A. Williams, DE 95 M. Washington, DT 97 M. Lodish, LB 99 S. Joyner. **INACTIVE:** QB 14 B. Griese, S 26 E. Brown, LB 54 N. Wayne, C 60 K.C. Jones, T 70 T. Teague, DE 73 C. Brown, G 79 C. Banks, WR 83 J. Armour.

ATLANTA FALCONS									
OFFENSE					DEFENSE				
WR 80	T. Martin	LE 92	L. Archaubeau						
LT 70	B. Whitfield	LT 98	T. Hall						
LG 68	C. Collins	RT 75	S. Dronett						
C 61	R. Tobeck	RE 90	C. Smith						
RG 69	G. Williams	WLB 97	C. Bennett						
RT 74	E. Salaam	MLB 58	J. Tuggle						
TE 88	O.J. Santiago	SLB 94	H. Crockett						
WR 81	T. Mathis	LCB 34	R. Buchanan						
QB 12	C. Chandler	RCB 20	M. Booker						
RB 32	J. Anderson	SS 35	W. White						
FB 85	B. Kozlowski	FS 41	E. Robinson						

**FALCONS SUBSTITUTIONS:** P 4 D. Stryzinski, K 5 M. Andersen, CB 21 E. Williams, CB 23 R. Bradford, S 25 D. Bush, RB 28 H. Green, CB 29 R. Fuller, FB 45 G. Downs, LB 52 C. Sauer, LB 54 R. Hamilton, LB 56 K. Brookings, LB 59 B. Talley, G 64 B. Hallen, C/G 67 A. Schreiber, T 76 J. Portilla, WR 82 R. Harris, WR 83 T. Dwight, TE 86 E. Smith, DE 91 J. Burroughs, DT 95 E. Tuolo, DE 96 A. Edwards, **DID NOT PLAY:** QB 17 S. DeBerg, RB 33 K. Oxendine. **INACTIVE:** QB 13 T. Graziani, CB 26 D. Anderson, S 27 O. Brown, S 47 C. Bayne, G/C 79 D. Widell, TE 84 R. Monroe, WR 89 T. Kinchen, DE 93 S. Swayda.

FINAL INDIVIDUAL STATISTICS																					
Denver Broncos										Atlanta Falcons											
RUSHING	ATT	YDS	AVG	LG	TD					RUSHING	ATT	YDS	AVG	LG	TD						
T. Davis	25	102	4.1	15	0					J. Anderson	18	96	5.3	15	0						
H. Griffith	4	9	2.3	4	2					C. Chandler	4	30	7.5	12	0						
D. Loville	2	8	4.0	6	0					T. Dwight	1	5	5.0	5	0						
J. Elway	3	2	0.7	3	1																
R. Smith	1	1	1.0	1	0																
B. Brister	1	-1	-1.0	-1	0																
TOTAL	36	121	3.4	15	3	TOTAL				23	131	5.7	15	0							
PASSING	ATT	CMP	YDS	TD	LG	IN	Rtg.					PASSING	ATT	CMP	YDS	TD	LG	IN	Rtg.		
J. Elway	29	18	336	0/0	1	80	1	99.2					C. Chandler	35	19	219	2/13	1	30	3	47.2
TOTAL	29	18	336	0/0	1	80	1	99.2	TOTAL				35	19	219	2/13	1	30	3	47.2	
PASS RECEIVING	NO		YDS	AVG	LG	TD					PASS RECEIVING	NO		YDS	AVG	LG	TD				
R. Smith	5		152	30.4	80	1	T. Mathis	7		85	12.1	30	1								
E. McCaffrey	5		72	14.4	25	0	T. Martin	5		79	15.8	23	0								
B. Chamberlain	3		29	9.7	13	0	J. Anderson	3		16	5.3	9	0								
T. Davis	2		50	25.0	39	0	R. Harris	2		21	10.5	13	0								
S. Sharpe	2		26	13.0	14	0	O.J. Santiago	1		13	13.0	13	0								
H. Griffith	1		7	7.0	7	0	B. Kozlowski	1		5	5.0	5	0								
TOTAL	18		336	18.7	80	1	TOTAL	19		219	11.5	30	1								
INTERCEPTIONS	NO		YDS	AVG	LG	TD					INTERCEPTIONS	NO		YDS	AVG	LG	TD				
D. Gordon	2		108	54.0	58	0	R. Bradford	1		1	1.0	1	0								
D. Johnson	1		28	28.0	28	0															
TOTAL	3		136	45.3	58	0	TOTAL	1		1	1.0	1	0								
PUNTING	NO	YDS	AVG	NET	TB	IN20	LG					PUNTING	NO	YDS	AVG	NET	TB	IN20	LG		
T. Rouen	1	35	35.0	35.0	0	1	35	D. Stryzinski				1	39	39.0	39.0	0	0	39			
TOTAL	1	35	35.0	35.0	0	1	35	TOTAL				1	39	39.0	39.0	0	0	39			
PUNT RETURNS	NO	YDS	AVG	FC	LG	TD					PUNT RETURNS	NO	YDS	AVG	FC	LG	TD				
(DOWNED)	1	0	0.0	0	—	0	T. Dwight	0		0	0.0	1	—	0							
RETURNS	1	0	0.0	0	—	0	RETURNS	0		0	0.0	1	—	0							
KICKOFF RETURNS	NO	YDS	AVG	FC	LG	TD					KICKOFF RETURNS	NO	YDS	AVG	FC	LG	TD				
V. Hebron	2	42	21.0	0	26	0	T. Dwight	5		210	42.0	0	94	1							
B. Chamberlain	1	2	2.0	0	2	0	B. Kozlowski	2		17	8.5	0	16	0							
RETURNS	3	44	14.7	0	26	0	RETURNS	7		227	32.4	0	94	1							
Denver Broncos	Own		Opp.		Out						Atlanta Falcons	Own		Opp.		Out					
FUMBLES	Fum	Lost	Rec.	Yds	TD	FF	Rec.	Yds	TD	Bnds	FUMBLES	Fum	Lost	Rec.	Yds	TD	FF	Rec.	Yds	Bnds	
G. Coghill	0	0	0	0	0	1	0	0	0	0	J. Anderson	1	1	0	0	0	0	0	0	0	
T. Braxton	0	0	0	0	0	0	1	4	0	0											
TOTAL	0	0	0	0	0	1	1	4	0	0	TOTAL	1	1	0	0	0	0	0	0	0	



## Denver 23, N.Y. Jets 10

Sunday, Jan. 17, 1999 • 2:15 p.m. MST • Mile High Stadium • Denver

WEATHER: Sunny, 41° (wind chill 18°), Wind NW 24 mph • ATTENDANCE: 75,482 • TIME: 3:16

### 1998 AFC Championship Game

The Broncos clinched their AFC-record sixth berth in a Super Bowl by defeating the New York Jets 23-10 in the AFC Championship Game before a crowd of 75,482 fans at Mile High Stadium and a CBS national television audience.

After failing to score in the first half, the Broncos scored 20 third-quarter points to take control of the game. The win propelled Denver to the Super Bowl for the second consecutive season, matching the back-to-back Super Bowl appearances of the 1986 and '87 Broncos.

The Jets took a 10-0 lead after John Hall's 32-yard field goal in the second quarter and Curtis Martin's 1-yard touchdown run early in the third quarter that was set up by a blocked punt at the Broncos' 1-yard line. That touchdown proved to be just the wake-up call that Denver needed to ignite its offense as well as the unusually quiet Mile High crowd. On first-and-10 from the 36-yard line, John Elway connected with Ed McCaffrey on a 47-yard pass play before finding fullback Howard Griffith for an 11-yard touchdown pass to narrow the Jets' lead to 10-7.

Then, a wind-stifled kickoff fumble was recovered by Broncos linebacker Keith Burns and turned into a 44-yard Jason Elam field goal to tie the game. Following another Elam field goal, the Broncos opened up a 10-point lead, 20-10, on Terrell Davis' 31-yard touchdown run late in the third quarter.

The Broncos' defense, which deserved credit for keeping the club in the game in the first half while the offense sputtered, forced six turnovers (including two interceptions by Darrien Gordon) and held the Jets to 14 yards on 13 rushes. The four opponent fumbles recovered by Denver set a franchise post-season record.

Davis set numerous records during the contest, including passing his own NFL-record total of 2,331 yards rushing in an entire season (regular and postseason combined) set in 1997 and rushing for 100 yards for the sixth consecutive postseason game to tie John Riggins for the most all time. He also passed Larry Csonka and Riggins for seventh and sixth place in career postseason rushing yards. Tight end Shannon Sharpe (two catches) tied Vance Johnson (40) for the most career receptions in the postseason by a Bronco while Elam's three field goals tied a Denver single-game playoff record.

With its win, Denver maintained a perfect record (12-0) when leading after three quarters in the playoffs.

#### OFFICIALS:

**Referee** — Ed Hochuli (85); **Umpire** — Chad Brown (31); **Head Linesman** — George Hayward (54); **Line Judge** — Tom Barnes (55); **Field Judge** — Tom Sifferman (118); **Side Judge** — Doug Toole (4); **Back Judge** — Richard Reels (83).

	1	2	3	4	OT	TOTAL	FIELD GOALS (made ( ) & missed)
<b>VISITOR</b> New York Jets	0	3	7	0	—	10	J. Hall 42WR (32)
<b>HOME</b> Denver Broncos	0	0	20	3	—	23	J. Elam (44) (48) (35)

Team	Qtr	Clock Time	PLAY DESCRIPTION (Extra Point) (Drive Info)	SCORE Visitor Home
JETS	2	0:00	J. Hall 32 yd. Field Goal (6-46, 0:38)	3 0
JETS	3	11:56	C. Martin 1 yd. run (J. Hall, kick) (1-1, 0:04)	10 0
BRONCOS	3	10:18	H. Griffith 11 yd. pass from J. Elway (J. Elam, kick) (3-64, 1:38)	10 7
BRONCOS	3	8:23	J. Elam 44 yd. Field Goal (4-5, 1:46)	10 10
BRONCOS	3	2:58	J. Elam 48 yd. Field Goal (8-27, 3:14)	10 13
BRONCOS	3	0:18	T. Davis 31 yd. run (J. Elam, kick) (3-38, 1:24)	10 20
BRONCOS	4	3:40	J. Elam 35 yd. Field Goal (4-1, 1:00)	10 23

### DENVER BRONCOS

#### OFFENSE

<b>WR</b> 80 R. Smith	<b>LE</b> 96 H. Hasselbach
<b>LT</b> 77 T. Jones	<b>LT</b> 94 K. Traylor
<b>LG</b> 69 M. Schlereth	<b>RT</b> 93 T. Pryce
<b>C</b> 66 T. Nalen	<b>RE</b> 98 M. Tanuvasa
<b>RG</b> 62 D. Neil	<b>WLB</b> 51 J. Mobley
<b>RT</b> 74 H. Swayne	<b>MLB</b> 59 G. Cadrez
<b>TE</b> 84 S. Sharpe	<b>SLB</b> 53 B. Romanowski
<b>WR</b> 87 E. McCaffrey	<b>LCB</b> 39 R. Crockett
<b>QB</b> 7 J. Elway	<b>RCB</b> 21 D. Gordon
<b>HB</b> 30 T. Davis	<b>CB</b> 25 D. Johnson
<b>TE</b> 89 D. Carswell	<b>FS</b> 27 S. Atwater

**BRONCOS SUBSTITUTIONS:** K 1 J. Elam, P 16 T. Rouen, CB 20 T. James, RB 22 V. Hebron, CB 28 T. Paul, FB 29 H. Griffith, RB 31 D. Loville, S 34 T. Braxton, RB 37 A. Lynn, FB 42 D. Smith, S 48 G. Coghill, LB 56 K. Burns, G 63 D. Diaz-Infante, T 78 M. Lepsis, WR 82 M. Nash, WR 85 W. Green, TE 86 B. Chamberlain, DE 90 N. Smith, DE 91 A. Williams, DE 95 M. Washington, DT 97 M. Lodish, LB 99 S. Joyner. **DID NOT PLAY:** QB 6 B. Brister. **INACTIVE:** QB 14 B. Griese, S 26 E. Brown, LB 54 N. Wayne, C 60 K.C. Jones, T 70 T. Teague, DE 73 C. Brown, G 79 C. Banks, WR 83 J. Armour.

### NEW YORK JETS

#### OFFENSE

<b>WR</b> 19 K. Johnson	<b>LE</b> 95 R. Lyle
<b>LT</b> 76 J. Elliott	<b>LT</b> 72 J. Ferguson
<b>LG</b> 62 T. Burger	<b>RE</b> 98 A. Pleasant
<b>C</b> 68 K. Mawae	<b>OLB</b> 53 C. Cascadden
<b>RG</b> 70 M. O'Dwyer	<b>LLB</b> 57 M. Lewis
<b>RT</b> 69 J. Fabin	<b>MLB</b> 52 P. Johnson
<b>TE</b> 88 K. Brady	<b>RLB</b> 51 B. Cox
<b>WR</b> 80 W. Chrebet	<b>LCB</b> 24 R. Mickens
<b>QB</b> 16 V. Testaverde	<b>RCB</b> 45 O. Smith
<b>RB</b> 28 C. Martin	<b>SS</b> 21 V. Green
<b>FB</b> 41 K. Byars	<b>FS</b> 44 C. Brown

**JETS SUBSTITUTIONS:** K 9 J. Hall, P 17 J. Kidd, RB 22 D. Meggett, S 23 K. Williams, S 30 C. Hayes, CB 31 A. Glenn, CB 42 M. Coleman, S 47 S. Frost, LB 50 R. Holmberg, LB 54 D. Gordon, LB 58 J. Farris, C/G 65 J. Hudson, C/G 67 M. Gislis, T/G 71 K. Jenkins, TE 82 B. Spence, TE 84 F. Baxter, WR 86 A. Van Dyke, WR 89 D. Ward, DE 92 B. Hamilton, DT 93 E. Logan, DE 99 E. Ogbogu. **DID NOT PLAY:** QB 6 R. Lucas, RB 20 R. Anderson. **INACTIVE:** QB 4 G. Foley, S 26 J. Henderson, FB 33 J. Sowell, G/T 60 D. Karczewski, G 66 A. Bernstein, DT 75 C. Hansen, G 79 J. Bundern, DE 97 D. Boose.

### FINAL INDIVIDUAL STATISTICS

New York Jets											Denver Broncos														
RUSHING	ATT		YDS	AVG	LG	TD						RUSHING	ATT		YDS	AVG	LG	TD							
C. Martin	13		14	1.1	4	1						T. Davis	32		167	5.2	31	1							
												J. Elway	3		13	4.3	9	0							
												D. Loville	2		7	3.5	4	0							
												T. Rouen	1		-9	-9.0	-9	0							
TOTAL	13		14	1.1	4	1						TOTAL	38		178	4.7	31	1							
PASSING	ATT	CMP	YDS	TKD/YD	TD	LG	IN	Rtg.						PASSING	ATT	CMP	YDS	TKD/YD	TD	LG	IN	Rtg.			
V. Testaverde	52	31	356	0/0	0	28	2	64.3						J. Elway	34	13	173	3/20	1	47	0	65.0			
TOTAL	52	31	356	0/0	0	28	2	64.3						TOTAL	34	13	173	3/20	1	47	0	65.0			
PASS RECEIVING	NO		YDS	AVG	LG	TD						PASS RECEIVING	NO		YDS	AVG	LG	TD							
W. Chrebet	8		121	15.1	28	0						E. McCaffrey	3		66	22.0	47	0							
K. Johnson	7		73	10.4	25	0						R. Smith	3		37	12.3	15	0							
D. Ward	5		61	12.2	26	0						B. Chamberlain	2		26	13.0	16	0							
C. Martin	4		39	9.8	27	0						S. Sharpe	2		14	7.0	8	0							
K. Byars	3		33	11.0	19	0						T. Davis	1		12	12.0	12	0							
K. Brady	2		11	5.5	8	0						H. Griffith	1		11	11.0	11	1							
A. Van Dyke	1		16	16.0	16	0						D. Carswell	1		7	7.0	7	0							
D. Meggett	1		2	2.0	2	0																			
TOTAL	31		356	11.5	28	0						TOTAL	13		173	13.3	47	1							
INTERCEPTIONS	NO		YDS	AVG	LG	TD						INTERCEPTIONS	NO		YDS	AVG	LG	TD							
												D. Gordon	2		48	24.0	30	0							
TOTAL	0		0	0.0	—	0						TOTAL	2		48	24.0	48	0							
PUNTING	NO	YDS	AVG	NET	TB	IN20	LG						PUNTING	NO	YDS	AVG	NET	TB	IN20	LG					
J. Kidd	7	335	47.9	36.6	0	3	53						T. Rouen (BLOCKED)	7	317	45.3	39.1	0	3	59					
TOTAL	7	335	47.9	36.6	0	3	53						TOTAL	8	317	39.6	34.3	0	3	59					
PUNT RETURNS	NO	YDS	AVG	FC	LG	TD						PUNT RETURNS	NO	YDS	AVG	FC	LG	TD							
D. Meggett	3	43	14.3	0	33	0						D. Gordon	5	79	15.8	0	36	0							
(DOWNED)	3	0	0.0	0	—	0						(DOWNED)	1	0	0.0	0	—	0							
(OUT OF BOUNDS)	1	0	0.0	0	—	0						(OUT OF BOUNDS)	1	0	0.0	0	—	0							
RETURNS	3	43	14.3	0	33	0						RETURNS	5	79	15.8	0	36	0							
KICKOFF RETURNS	NO	YDS	AVG	FC	LG	TD						KICKOFF RETURNS	NO	YDS	AVG	FC	LG	TD							
D. Meggett	3	32	10.7	0	16	0						V. Hebron	1	28	28.0	0	28	0							
B. Hamilton	1	14	14.0	0	14	0						(TOUCHBACK)	1	0	0.0	0	—	0							
J. Farrior	1	0	0.0	0	0	0																			
(TOUCHBACK)	1	0	0.0	0	—	0																			
RETURNS	5	46	9.2	0	16	0						RETURNS	1	28	28.0	0	28	0							
New York Jets	Own		Opp.		Own		Opp.		Own		Opp.		Denver Broncos	Own		Opp.		Own		Opp.					
FUMBLES	Fum	Lost	Rec.	Yds	TD	FF	Rec.	Yds	TD	Bnds	FUMBLES		Fum	Lost	Rec.	Yds	TD	FF	Rec.	Yds	TD	Bnds			
C. Martin	1	1	0	0	0	0	0	0	0	0	T. Braxton		0	0	0	0	0	0	1	0	0	0			
K. Byars	1	1	0	0	0	0	0	0	0	0	J. Elway		1	0	0	-6	0	0	0	0	0	0			
J. Farrior	1	1	0	0	0	0	0	0	0	0	T. Davis		0	0	1	0	0	0	0	0	0	0			
A. Van Dyke	1	1	0	0	0	0	0	0	0	0	T. Rouen		1	0	1	0	0	0	0	0	0	0			
											B. Romanowski		0	0	0	0	0	1	1	-2	0	0			
											J. Mobley		0	0	0	0	0	1	1	0	0	0			
											K. Burns		0	0	0	0	0	0	1	0	0	0			
											S. Alwater		0	0	0	0	0	0	1	0	0	0			
											A. Williams		0	0	0	0	0	1	0	0	0	0			
TOTAL	4	4	0	0	0	0	0	0	0	0	TOTAL		2	0	2	-6	0	3	4	-2	0	0			



## Denver 38, Miami 3

Saturday, Jan. 9, 1999 • 2:15 p.m. MST • Mile High Stadium • Denver

WEATHER: Sunny, 49°, Wind W 13 mph • ATTENDANCE: 75,729 • TIME: 2:48

### 1998 AFC Divisional Playoff Game

The Denver Broncos won their fifth consecutive postseason contest and advanced to the AFC Championship Game for the second year in a row with a record-setting 38-3 win against Miami in an AFC Divisional Playoff Game played before 75,729 raucous fans at Mile High Stadium.

The 35-point differential represented Denver's largest margin of victory in a postseason game and was punctuated by a defensive effort that limited Miami to just 14 yards on 13 carries for an average of 1.1 yards per rush that set a club playoff record. The three points allowed also were the fewest allowed by Denver in a postseason game.

The Broncos' offense was just as sharp, putting points on the board in all four quarters, including 14 in both the first and fourth quarters. Denver's two first-quarter touchdowns both came courtesy of Terrell Davis, who scored on runs of one and 20 yards, the latter of which would qualify for any highlight film as Davis juiced two Dolphins defenders with separate moves as he dashed to the end zone. Davis was, unequivocally, the offensive star, posting a franchise-record 199 yards on 21 carries that represented the fourth-highest single-game rushing output in NFL postseason history.

Miami closed the gap to 14-3 in the second quarter, scoring its only points of the game on a 22-yard Olindo Mare field goal, but Denver answered with an 11-play, 87-yard drive capped by Derek Loville's 11-yard touchdown run to increase its lead to 21-3 at halftime. The Broncos pushed the margin to 24-3 early in the third quarter when Jason Elam converted a 32-yard field goal and put the game out of reach early in the fourth quarter when John Elway hooked up with Rod Smith for a 28-yard touchdown play that was the quarterback's 25th career postseason touchdown, tying him for fourth place in NFL history.

The icing on the cake was provided when Neil Smith picked up a fumble forced by cornerback Darrius Johnson at the Broncos' 21-yard line and ran it back 79 yards for his first career playoff score. It gave the Broncos a 38-3 lead that held over the final 9:49 for Denver's largest postseason win in club history.

Tight end Shannon Sharpe led all Broncos with five catches while Smith posted a team-high 71 yards on four receptions. Defensively, Johnson and linebacker Bill Romanowski each intercepted Dan Marino. Johnson's 48-yard interception return was the second longest in Broncos postseason history.

#### OFFICIALS:

Referee — Bill Carrollo (63); Umpire — Ed Coukart (71); Head Linesman — Tony Veteri (36); Line Judge — Mark Steinkerchner (84); Field Judge — Boris Cheek (41); Side Judge — Ken Baker (91); Back Judge — Jeff Triplette (42).

	1	2	3	4	OT	TOTAL	FIELD GOALS (made ( ) & missed)	
VISITOR	Miami Dolphins	0	3	0	0	—	3	
HOME	Denver Broncos	14	7	3	14	—	38	

Team	Qtr	Clock Time	PLAY DESCRIPTION (Extra Point) (Drive Info)	SCORE Visitor	Home
BRONCOS	1	5:55	T. Davis 1 yd. run (J. Elam, kick) (14-92, 7:56)	0	7
BRONCOS	1	1:02	T. Davis 20 yd. run (J. Elam, kick) (4-66, 2:18)	0	14
DOLPHINS	2	10:07	O. Mare 22 yd. Field Goal (11-76, 5:55)	3	14
BRONCOS	2	4:39	D. Loville 11 yd. run (J. Elam, kick) (11-87, 5:28)	3	21
BRONCOS	3	11:52	J. Elam 32 yd. Field Goal (5-66, 3:08)	3	24
BRONCOS	4	13:23	R. Smith 28 yd. pass from J. Elway (J. Elam, kick) (5-52, 1:39)	3	31
BRONCOS	4	9:49	N. Smith 79 yd. fumble return (J. Elam, kick)	3	38

### DENVER BRONCOS

OFFENSE				DEFENSE			
WR	80	R. Smith	LE	96	H. Hasselbach		
LT	77	T. Jones	LT	94	K. Traylor		
LG	69	M. Schlereth	RE	98	M. Tanuvasa		
C	66	T. Nalen	WLB	51	J. Mobley		
RG	62	D. Neil	MLB	59	G. Cadrez		
RT	74	H. Swayne	SLB	53	B. Romanowski		
TE	84	S. Sharpe	LCB	39	R. Crockett		
WR	87	E. McCaffrey	RCB	21	D. Gordon		
QB	7	J. Elway	CB	25	D. Johnson		
HB	30	T. Davis	SS	34	T. Braxton		
FB	29	H. Griffith	FS	27	S. Atwater		

**BRONCOS SUBSTITUTIONS:** K 1 J. Elam, QB 6 B. Brister, P 16 T. Rouen, CB 20 T. James, RB 22 V. Hebron, CB 28 T. Paul, RB 31 D. Loville, RB 37 A. Lynn, FB 42 D. Smith, S 48 G. Coghill, LB 56 K. Burns, G 63 D. Diaz-Infante, T 78 M. Lepis, WR 82 M. Nash, WR 85 W. Green, TE 86 B. Chamberlain, TE 89 D. Carswell, DE 90 N. Smith, DE 91 A. Williams, DT 93 T. Pryce, DE 95 M. Washington, DT 97 M. Lodish, LB 99 S. Joyner, **INACTIVE:** QB 14 B. Griese, S 26 E. Brown, LB 54 N. Wayne, C 60 K.C. Jones, T 70 T. Teague, DE 73 C. Brown, G 79 C. Banks, WR 83 J. Armour.

### MIAMI DOLPHINS

OFFENSE				DEFENSE			
WR	85	L. Thomas	LE	75	S. Burton		
LT	74	B. Smith	LT	72	B. Tanner		
LG	60	J. Bock	RT	92	D. Gardener		
C	61	T. Ruddy	RE	79	K. Mixon		
RG	65	K. Donnalley	WLB	59	D. Rodgers		
RT	76	J. Brown	MLB	54	Z. Thomas		
TE	89	E. Perry	SLB	52	R. Jones		
WR	81	O. McDuffie	LCB	27	T. Buckley		
QB	13	D. Marino	RCB	29	S. Madison		
WR	86	O. Gadsden	SS	38	C. Jackson		
FB	36	S. Pritchett	FS	31	B. Marion		

**DOLPHINS SUBSTITUTIONS:** P 8 K. Wilmsmeyer, K 10 O. Mare, QB 11 D. Huard, RB 20 J. Avery, S 21 R. Stewart, CB 23 P. Surtain, CB 24 J. Wilson, CB 28 R. Hill, RB 30 B. Parmalee, RB 33 K. Abdul-Jabbar, S 45 B. Walker, LB 50 D. Hollier, LB 51 A. Harris, LB 57 O. Brigrance, T 68 M. Sheldon, WR 80 I. Uwaezuke, TE 82 F. Wainright, TE 83 H. Lusk, WR 88 N. Jacquet, DE 91 L. Bromell, DE 93 T. Armstrong, DE 96 D. Stubbs, **DID NOT PLAY:** QB 17 T. Doxzon, T 67 B. Stokes, **INACTIVE:** QB 14 D. Gonzalez, CB 26 E. McDaniel, RB 34 R. Moore, FB 48 K. Karber, LB 53 L. Izzo, T 78 R. Nabb, TE 84 T. Drayton.

### FINAL INDIVIDUAL STATISTICS

Miami Dolphins											Denver Broncos																			
RUSHING	ATT	YDS	AVG	LG	TD	RUSHING	ATT	YDS	AVG	LG	TD																			
B. Parmalee	7	14	2.0	12	0	T. Davis	21	199	9.5	62	2																			
K. Abdul-Jabbar	3	5	1.7	3	0	D. Loville	8	34	4.3	11	1																			
D. Huard	2	-2	-1.0	-1	0	J. Elway	3	19	6.3	11	0																			
S. Pritchett	1	-3	-3.0	-3	0	B. Brister	6	-2	-0.3	2	0																			
TOTAL	13	14	1.1	12	0	TOTAL	38	250	6.6	62	3																			
PASSING	ATT	CMP	YDS	TD	LG	INT	Rtg.	PASSING	ATT	CMP	YDS	TD	LG	INT	Rtg.															
D. Marino	37	26	243	1/5	0	23	2	65.5	J. Elway	23	14	182	1/8	1	33	0	100.3													
TOTAL	37	26	243	1/5	0	23	2	65.5	TOTAL	23	14	182	1/8	1	33	0	100.3													
PASS RECEIVING	NO	YDS	AVG	LG	TD	PASS RECEIVING	NO	YDS	AVG	LG	TD																			
O. McDuffie	9	118	13.1	23	0	S. Sharpe	5	38	7.6	10	0																			
B. Parmalee	5	24	4.8	9	0	R. Smith	4	71	17.8	28	1																			
O. Gadsden	4	36	9.0	14	0	E. McCaffrey	3	52	17.3	33	0																			
L. Thomas	3	31	10.3	17	0	H. Griffith	1	14	14.0	14	0																			
S. Pritchett	3	23	7.7	12	0	T. Davis	1	7	7.0	7	0																			
N. Jacquet	1	6	6.0	6	0																									
K. Abdul-Jabbar	1	5	5.0	5	0																									
TOTAL	26	243	9.3	23	0	TOTAL	14	182	13.0	33	1																			
INTERCEPTIONS	NO	YDS	AVG	LG	TD	INTERCEPTIONS	NO	YDS	AVG	LG	TD																			
D. Johnson	1	48	48.0	48	0	D. Johnson	1	48	48.0	48	0																			
B. Romanowski	1	0	0.0	0	0	B. Romanowski	1	0	0.0	0	0																			
TOTAL	2	48	24.0	48	0	TOTAL	2	48	24.0	48	0																			
PUNTING	NO	YDS	AVG	NET	TB	INT20	LG	PUNTING	NO	YDS	AVG	NET	TB	INT20	LG															
K. Wilmsmeyer	5	228	45.6	42.8	0	2	56	T. Rouen	2	97	48.5	33.0	1	0	49															
TOTAL	5	228	45.6	42.8	0	2	56	TOTAL	2	97	48.5	33.0	1	0	49															
PUNT RETURNS	NO	YDS	AVG	FC	LG	TD	PUNT RETURNS	NO	YDS	AVG	FC	LG	TD																	
T. Buckley	1	11	11.0	0	11	0	D. Gordon	2	14	7.0	1	13	0																	
(TOUCHBACK)	1	0	0.0	0	—	0	(DOWNED)	1	0	0.0	0	—	0																	
							(OUT OF BOUNDS)	1	0	0.0	0	—	0																	
RETURNS	1	11	11.0	0	11	0	RETURNS	2	14	7.0	1	13	0																	
KICKOFF RETURNS	NO	YDS	AVG	FC	LG	TD	KICKOFF RETURNS	NO	YDS	AVG	FC	LG	TD																	
J. Avery	5	121	24.2	0	35	0	V. Hebron	1	19	19.0	0	19	0																	
(TOUCHBACK)	2	0	0.0	0	—	0	(TOUCHBACK)	1	0	0.0	0	—	0																	
RETURNS	5	121	24.2	0	35	0	RETURNS	1	19	19.0	0	19	0																	
Miami Dolphins	Own					Opp.					Denver Broncos					Own					Opp.					Out				
FUMBLES	Fum	Lost	Rec.	Yds	TD	FF	Rec.	Yds	TD	Bnds	FUMBLES	Fum	Lost	Rec.	Yds	TD	FF	Rec.	Yds	TD	Bnds									
O. Gadsden	1	1	0	0	0	0	0	0	0	0	D. Johnson	0	0	0	0	0	1	1	0	0	0									
											N. Smith	0	0	0	0	0	1	1	79	1	0									
TOTAL	1	1	0	0	0	0	0	0	0	0	TOTAL	0	0	0	0	0	1	1	79	1	0									





## Denver 31, Green Bay 24

Sunday, Jan. 25, 1998 • 3:24 p.m. PST • Qualcomm Stadium • San Diego

WEATHER: Clear and Sunny, 67°, Wind WSW 8 mph • ATTENDANCE: 68,912 • TIME: 3:25

## Super Bowl XXXII



The Denver Broncos won their first Super Bowl and became the first AFC team in 14 years to claim the Vince Lombardi Trophy as they used a powerful running game and a solid defensive performance to dethrone the defending Super Bowl champion Green Bay Packers 31-24 in front of 68,912 fans at Qualcomm Stadium in San Diego.

Denver running back Terrell Davis was named the game's Most Valuable Player in recognition of his 157-yard rushing effort, which included a Super Bowl-record three rushing touchdowns (each from one yard out). His three total touchdowns and 18 points tied Super Bowl records and were made even more remarkable by the fact that he missed almost the entire second quarter when he was sidelined by the onset of a migraine headache.

Both offenses displayed their talents immediately as Super Bowl XXXII became the first ever in which each team scored a touchdown on its opening possession. The Packers struck first when Brett Favre connected with Antonio Freeman on a 22-yard scoring pass, and the Broncos answered by driving 58 yards in 10 plays the first time they touched the ball, scoring on a 1-yard Davis touchdown run with 5:39 left in the first quarter.

The Broncos turned two Packers turnovers into 10 more points to take a 17-7 lead in the second quarter. The first opportunity was created when strong safety Tyrone Braxton intercepted a Favre pass, and eight plays later, John Elway rushed around right end for a 1-yard touchdown. Free safety Steve Atwater sacked Favre on the next Green Bay possession, forcing a fumble that was recovered by defensive end Neil Smith. Four plays later, Jason Elam converted a 51-yard field goal, the second-longest in Super Bowl history.

Green Bay pulled within 17-14 with a touchdown just before halftime and tied the score early in the third quarter on a 27-yard Ryan Longwell field goal. Denver broke the tie late in the third quarter on a 1-yard Davis touchdown run. After a Denver interception, Green Bay would move 85 yards in just four plays to tie the game at 24 early in the fourth quarter.

After the Denver defense turned back the Packers on their next two possessions, the Broncos set up shop at the Packers' 49-yard line for their game-winning drive. Five plays later, Davis scored his third touchdown of the day from one yard out to give Denver a 31-24 lead that would hold up over the final 1:45 for the victory.

## OFFICIALS:

**Referee** — Ed Hochuli (85); **Umpire** — Jim Quirk (5); **Head Linesman** — John Schleyer (21); **Line Judge** — Ben Montgomery (117); **Back Judge** — Paul Baetz (22); **Side Judge** — Doug Toole (4); **Field Judge** — Don Dorkowski (113).

		1	2	3	4	OT	TOTAL		FIELD GOALS (made ( ) & missed)
VISITOR	Green Bay Packers	7	7	3	7	—	24		R. Longwell (27)
HOME	Denver Broncos	7	10	7	7	—	31		J. Elam (51)
Team	Qtr	Clock Time	PLAY DESCRIPTION (Extra Point) (Drive Info)				SCORE		
PACKERS	1	10:58	A. Freeman 22 yd. pass from B. Favre (R. Longwell, kick) (8-76, 4:02)				7	0	
BRONCOS	1	5:39	T. Davis 1 yd. run (J. Elam, kick) (10-58, 5:19)				7	7	
BRONCOS	2	14:55	J. Elway 1 yd. run (J. Elam, kick) (8-45, 4:54)				7	14	
BRONCOS	2	12:21	J. Elam 51 yd. Field Goal (4-0, 1:02)				7	17	
PACKERS	2	0:12	M. Chmura 6 yd. pass from B. Favre (R. Longwell, kick) (17-95, 7:26)				14	17	
PACKERS	3	11:59	R. Longwell 27 yd. Field Goal (7-17, 2:42)				17	17	
BRONCOS	3	0:34	T. Davis 1 yd. run (J. Elam, kick) (13-92, 7:12)				17	24	
PACKERS	4	13:32	A. Freeman 13 yd. pass from B. Favre (R. Longwell, kick) (4-85, 1:39)				24	24	
BRONCOS	4	1:45	T. Davis 1 yd. run (J. Elam, kick) (5-49, 1:42)				24	31	

## DENVER BRONCOS

OFFENSE			DEFENSE		
WR	80	R. Smith	LE	90	N. Smith
LT	65	G. Zimmerman	LT	94	K. Traylor
LG	69	M. Schlereth	RT	98	M. Tanuvasa
C	66	T. Nalen	RE	91	A. Williams
RG	75	B. Habib	WLB	51	J. Mobley
RT	77	T. Jones	MLB	57	A. Aldridge
TE	84	S. Sharpe	SLB	53	B. Romanowski
WR	87	E. McCaffrey	LCB	39	R. Crockett
QB	7	J. Elway	RCB	23	D. Gordon
RB	30	T. Davis	SS	34	T. Braxton
FB	29	H. Griffith	FS	27	S. Atwater

**BRONCOS SUBSTITUTIONS:** K 1 J. Elam, P 16 T. Rouen, CB 21 R. Hilliard, RB 22 V. Hebron, CB 25 D. Johnson, CB 26 T. McKyer, RB 31 D. Loville, S 32 T. Veland, S 33 D. Dodge, RB 37 A. Lynn, FB 42 D. Smith, LB 56 K. Burns, LB 59 G. Cadrez, G 63 D. Diaz-Infante, T 74 H. Swayne, WR 81 P. Jeffers, WR 85 W. Green, TE 89 D. Carswell, DT 93 T. Pryce, DE 96 H. Hasselbach, DT 97 M. Lodish. **DID NOT PLAY:** QB 6 B. Brister, TE 86 B. Chamberlain. **INACTIVE:** QB 8 J. Lewis, LB 50 J. Hesse, LB 58 S. Russ, C/G 62 D. Neil, T 70 J. Brown, DE 72 E. Jones, WR 88 S. Wilson, DT 99 D. Richie.

## GREEN BAY PACKERS

OFFENSE			DEFENSE		
WR	86	A. Freeman	LE	92	R. White
LT	78	R. Verba	DT	71	S. Dotson
LG	73	A. Taylor	DT	93	G. Brown
C	52	F. Winters	RE	98	G. Wilkins
RG	63	A. Timmerman	LLB	54	S. Joyner
RT	72	E. Dotson	MLB	55	B. Harris
TE	89	M. Chmura	LLB	51	B. Williams
WR	87	R. Brooks	LCB	37	T. Williams
QB	4	B. Favre	RCB	33	D. Evans
RB	25	D. Levens	SS	36	L. Butler
FB	30	W. Henderson	FS	41	E. Robinson

**PACKERS SUBSTITUTIONS:** K 8 R. Longwell, P 17 C. Hentrich, RB 24 A. Hayden, CB 26 M. Collins, CB 28 R. Mullen, FB 32 T. Jervey, S 39 M. Prior, CB 42 D. Sharper, RB 44 C. Darkins, LB 53 G. Koonce, LB 56 L. Hollinquest, LS 60 R. Davis, C 62 M. Rivera, T 64 B. Wilkerson, WR 80 D. Mayes, TE 81 T. Davis, TE 83 J. Thomason, WR 85 T. Mickens, DE/DT 90 D. Holland, DT 94 B. Kuberski, DE 95 K. McKenzie. **DID NOT PLAY:** QB 13 S. Bono, C/G 67 J. Dellenbach. **INACTIVE:** QB 18 D. Pederson, WR 12 R. Anderson, S 38 B. McElmurry, G 70 J. Andruzzi, T 77 J. Michaels, WR 84 B. Schroeder, DE 97 P. Frase, DT 99 J. Smith.

## FINAL INDIVIDUAL STATISTICS

Green Bay Packers												Denver Broncos											
RUSHING		ATT	YDS	AVG	LG	TD	RUSHING		ATT	YDS	AVG	LG	TD										
D. Levens		19	90	4.7	16	0	T. Davis		30	157	5.2	27	3										
R. Brooks		1	5	5.0	5	0	J. Elway		5	17	3.4	10	1										
							V. Hebron		3	3	1.0	2	0										
							H. Griffith		1	2	2.0	2	0										
TOTAL		20	95	4.8	16	0	TOTAL		39	179	4.6	27	4										
PASSING		ATT	CMP	YDS	TD	LG	INT	Rtg.	PASSING		ATT	CMP	YDS	TD	LG	INT	Rtg.						
B. Favre		42	25	256	1/1	3	27	1	91.0	J. Elway		22	12	123	0/0	0	36	1	51.9				
TOTAL		42	25	256	1/1	3	27	1	91.0	TOTAL		22	12	123	0/0	0	36	1	51.9				
PASS RECEIVING		NO	YDS	AVG	LG	TD	PASS RECEIVING		NO	YDS	AVG	LG	TD										
A. Freeman		9	126	14.0	27	2	S. Sharpe		5	38	7.6	12	0										
D. Levens		6	56	9.3	22	0	E. McCaffrey		2	45	22.5	36	0										
M. Chmura		4	43	10.8	21	1	T. Davis		2	8	4.0	4	0										
R. Brooks		3	16	5.3	10	0	H. Griffith		1	23	23.0	23	0										
W. Henderson		2	9	4.5	7	0	V. Hebron		1	5	5.0	5	0										
T. Mickens		1	6	6.0	6	0	D. Carswell		1	4	4.0	4	0										
TOTAL		25	256	10.2	27	3	TOTAL		12	123	10.3	36	0										
INTERCEPTIONS		NO	YDS	AVG	LG	TD	INTERCEPTIONS		NO	YDS	AVG	LG	TD										
E. Robinson		1	17	17.0	17	0	T. Braxton		1	0	0.0	0	0										
TOTAL		1	17	17.0	17	0	TOTAL		1	0	0.0	0	0										
PUNTING		NO	YDS	AVG	NET	TB	IN20	LG	PUNTING		NO	YDS	AVG	NET	TB	IN20	LG						
C. Hentrich		4	142	35.5	35.5	0	2	51	T. Rouen		4	146	36.5	36.5	0	2	47						
TOTAL		4	142	35.5	35.5	0	2	51	TOTAL		4	146	36.5	36.5	0	2	47						
PUNT RETURNS		NO	YDS	AVG	FC	LG	TD	PUNT RETURNS		NO	YDS	AVG	FC	LG	TD								
R. Brooks		0	0	0.0	1	—	0	D. Gordon		0	0	0.9	2	—	0								
(DOWNED)		3	0	0.0	0	—	0	R. Smith		0	0	0.0	1	—	0								
TOTAL		0	0	0.0	1	—	0	TOTAL		0	0	0.0	3	—	0								
KICKOFF RETURNS		NO	YDS	AVG	FC	LG	TD	KICKOFF RETURNS		NO	YDS	AVG	FC	LG	TD								
A. Freeman		6	104	17.3	0	22	0	V. Hebron		4	79	19.8	0	32	0								
TOTAL		6	104	17.3	0	22	0	TOTAL		5	95	19.0	0	32	0								
Green Bay Packers		Own		Opp.		Out		Denver Broncos		Own		Opp.		Out									
FUMBLES	Fum	Lost	Rec.	Yds	TD	FF	Rec.	Yds	TD	Bnds	FUMBLES	Fum	Lost	Rec.	Yds	TD	Bnds						
B. Favre	1	1	0	0	0	0	0	0	0	0	N. Smith	0	0	0	0	1	0	0					
T. Williams	0	0	0	0	0	1	1	0	0	0	S. Atwater	0	0	0	0	1	0	0					
A. Freeman	1	1	0	0	0	0	0	0	0	0	T. Davis	1	1	0	0	0	0	0					
											T. McKyer	0	0	0	0	1	0	0					
											T. Veland	0	0	0	0	1	0	0					
TOTAL	2	2	0	0	1	1	0	0	0		TOTAL	1	1	0	0	2	2	0	0				

## FINAL TEAM STATISTICS

PACKERS				BRONCOS				PACKERS				BRONCOS			
TOTAL FIRST DOWNS		21	21	PUNTS Number and Average		4-35.5	4-36.5								
By Rushing		4	14	Had Blocked		0	0								
By Passing		14	5	FGs – PATs Had Blocked		0-0	0-0								
By Penalty		3	2	TOTAL RETURN YARDAGE (Not Including Kickoffs)		17	0								
THIRD DOWN EFFICIENCY		5-14-36%	5-10-50%	No. and Yards Punt Returns		0-0	0-0								
FOURTH DOWN EFFICIENCY		0-1-0%	0-0-0%	No. and Yards Kickoff Returns		6-104	5-95								
TOTAL NET YARDS		350	302	No. and Yards Interception Returns		1-17	1-0								
Total Offensive Plays (inc. times thrown passing)		63	61	PENALTIES Number and Yards		9-59	7-65								
Average gain per offensive play		5.6	5.0	FUMBLES Number and Lost		2-2	1-1								
NET YARDS RUSHING		95	179	TOUCHDOWNS		3	4								
Total Rushing Plays		20	39	Rushing		0	4								
Average gain per rushing play		4.8	4.6	Passing		3	0								
NET YARDS PASSING		255	123	EXTRA POINTS Made-Attempts		3-3	4-4								
Times thrown – yards lost attempting to pass		1-1	0-0	Kicking Made-Attempts		3-3	4-4								
Gross yards passing		256	123	FIELD GOALS Made-Attempts		1-1	1-1								
PASS ATTEMPTS-COMPLETIONS-HAD INTERCEPTED		42-25-1	22-12-1	SAFETIES		0	0								
Average gain per pass play (inc. # thrown passing)		5.9	5.6	FINAL SCORE		24	31								
KICKOFFS Number-In End Zone-Touchbacks		5-0-0	6-0-0	TIME OF POSSESSION		27:35	32:25								



# Denver 24, Pittsburgh 21

Sunday, Jan. 11, 1998 • 12:35 p.m. EST • Three Rivers Stadium • Pittsburgh

WEATHER: Sunny, 38°, Wind SW 3 mph • ATTENDANCE: 61,382 • TIME: 2:59

## 1997 AFC Championship Game

The Denver Broncos advanced to their fifth Super Bowl—and their first since 1989—with a 24-21 victory at Pittsburgh in the AFC Championship Game in front of 61,382 fans at Three Rivers Stadium. The Broncos became just the fifth Wild Card team to reach to the Super Bowl since the Wild Card format was established in 1970.

Denver quarterback John Elway was intercepted by Levon Kirkland on the game's second play, but the Steelers failed to capitalize when Norm Johnson's 38-yard field goal attempt sailed wide to the left. Denver then got on the board when Davis, who rushed for 139 yards to become the club's all-time postseason rushing leader, capped a 6-play, 72-yard drive with an 8-yard scoring run on its second possession.

Pittsburgh evened the score on its next possession when quarterback Kordell Stewart rushed 33 yards around right end for a touchdown to punctuate a 6-play, 65-yard drive that covered 3:02. The Steelers then broke the tie early in the second quarter when Jerome Bettis powered his way into the end zone from one yard out to put the finishing touches on an 11-play, 68-yard drive that lasted 4:46 and put them ahead 14-7.

The Broncos scored the game's next 17 points and put the game away as the defense held up its end of the bargain down the stretch.

The scoring began with a 43-yard Jason Elam field goal with 8:20 remaining in the first half. After each team punted on its next possession, Denver got the ball back when Ray Crockett intercepted a Stewart bomb in the end zone, setting up a 14-point assault that sent Denver to the locker room ahead 24-14. Elway connected with Howard Griffith for a 15-yard touchdown with 1:47 remaining before finding Ed McCaffrey for a 1-yard touchdown with 13 seconds left in the half.

Denver rode that 24-14 lead into the fourth quarter before the Steelers scored the only points of the second half on a 14-yard Stewart-to-Charles Johnson touchdown pass with 2:46 remaining. But the Broncos succeeded in running out the clock on their final possession and established a new franchise record with their 15th win of the season.

Elway tied Roger Staubach for fourth place on the NFL's all-time list for postseason touchdown passes (24) with his two on the day, and the Broncos' three interceptions tied the franchise postseason record for most in a game. Three different Denver players also registered one sack in the win.

### OFFICIALS:

Referee — Ron Blum (7); Umpire — Bob Boylston (101); Head Linesman — Mark Baltz (26); Line Judge — Ron Winter (82); Back Judge — Bill Lovett (98); Side Judge — Dave Wyant (16); Field Judge — Don Hakes (96).

	1	2	3	4	OT	TOTAL	FIELD GOALS (made ( ) & missed)	
VISITOR	Denver Broncos	7	17	0	0	—	24	
HOME	Pittsburgh Steelers	7	7	0	7	—	21	

Team	Qtr	Clock Time	PLAY DESCRIPTION (Extra Point) (Drive Info)	Score Visitor	Score Home
BRONCOS	1	9:18	T. Davis 8 yd. run (J. Elam, kick) (6-72, 3:15)	7	0
STEELERS	1	6:16	K. Stewart 33 yd. run (N. Johnson, kick) (6-65, 3:02)	7	7
STEELERS	2	12:42	J. Bettis 1 yd. run (N. Johnson, kick) (11-68, 4:46)	7	14
BRONCOS	2	8:20	J. Elam 43 yd. Field Goal (11-45, 4:22)	10	14
BRONCOS	2	1:47	H. Griffith 15 yd. pass from J. Elway (J. Elam, kick) (5-80, 2:53)	17	14
BRONCOS	2	0:13	E. McCaffrey 1 yd. pass from J. Elway (J. Elam, kick) (4-54, 0:30)	24	14
STEELERS	4	2:46	C. Johnson 14 yd. pass from K. Stewart (N. Johnson, kick) (10-79, 2:57)	24	21

## DENVER BRONCOS

OFFENSE			DEFENSE		
WR	80	R. Smith	LE	90	N. Smith
LT	65	G. Zimmerman	LT	94	K. Traylor
LG	69	M. Schlereth	RT	98	M. Tanuvasa
C	66	T. Nalen	RE	91	A. Williams
RG	75	B. Habib	WLB	51	J. Mobley
RT	77	T. Jones	MLB	57	A. Aldridge
TE	84	S. Sharpe	SLB	53	B. Romanowski
WR	87	E. McCaffrey	LCB	39	R. Crockett
QB	7	J. Elway	RCB	23	D. Gordon
HB	30	T. Davis	FS	27	S. Atwater
FB	29	H. Griffith	SS	34	T. Braxton

**BRONCOS SUBSTITUTIONS:** K 1 J. Elam, P 16 T. Rouen, CB 21 R. Hilliard, RB 22 V. Hebron, CB 25 D. Johnson, CB 26 T. McKyer, RB 31 D. Loville, S 32 T. Veland, S 33 D. Dodge, RB 37 A. Lynn, FB 42 D. Smith, LB 56 K. Burns, LB 59 G. Cadrez, G/C 63 D. Diaz-Infante, T 74 H. Swayne, WR 81 P. Jeffers, WR 85 W. Green, TE 86 B. Chamberlain, TE 89 D. Carswell, DT 93 T. Pryce, DE 96 H. Hasselbach, DT 97 M. Lodish. **DID NOT PLAY:** QB 6 B. Brister. **INACTIVE:** QB 8 J. Lewis, LB 50 J. Hesse, LB 58 S. Russ, G 62 D. Neil, T 70 J. Brown, DE 72 E. Jones, WR 88 S. Wilson, DT 99 D. Richie.

## PITTSBURGH STEELERS

OFFENSE			DEFENSE		
WR	82	Y. Thigpen	LE	74	N. Harrison
LT	65	J. Jackson	NT	93	J. Steed
LG	77	W. Wolford	RE	76	K. Henry
C	63	D. Dawson	LOLB	92	J. Gildon
RG	68	B. Stai	LILB	99	L. Kirkland
RT	73	J. Strzelczyk	RILB	50	E. Holmes
TE	87	M. Bruener	ROLB	54	D. Jones
WR	81	C. Johnson	LCB	30	C. Scott
QB	10	K. Stewart	RCB	37	C. Lake
FB	34	T. Lester	SS	40	M. Bell
RB	36	J. Bettis	FS	39	M. Perry

**STEELERS SUBSTITUTIONS:** P 4 J. Miller, K 9 N. Johnson, QB 18 M. Tomczak, WR 19 A. Coleman, CB 24 C. Oldham, RB 25 F. McAfee, CB 27 J.B. Brown, DB 29 R. Fuller, FB 38 J. Witman, DB 41 L. Flowers, TE 46 T. Sadowski, LB 51 C. Emmons, LB 53 S. Conley, LB 55 J. Olsavsky, OL 62 T. Myslinski, C 66 J. Sweeney, DE 71 O. Roye, TE 84 K. Botkin, WR 88 C. Hawkins, WR 89 W. Blackwell, DE 96 M. Vrabel, LB 98 O. Gibson. **DID NOT PLAY:** CB 21 D. Woolford. **INACTIVE:** QB 11 M. Quinn, WR 17 C. Marsh, RB 43 G. Jones, T 67 J. Stephens, OL 79 P. Wiggins, WR 83 C. Holliday, LB 95 G. Lloyd, DE 97 R. Manuel.

## FINAL INDIVIDUAL STATISTICS

Denver Broncos											Pittsburgh Steelers																																
RUSHING	ATT		YDS		AVG		LG		TD		RUSHING	ATT		YDS		AVG		LG		TD																							
T. Davis	26		139		5.3		43		1		J. Bettis	23		105		4.6		16		1																							
J. Elway	2		9		4.5		10		0		K. Stewart	3		44		14.7		33		1																							
V. Hebron	2		2		1.0		2		0		F. McAfee	1		12		12.0		12		0																							
TOTAL	30		150		5.0		43		1		TOTAL	27		161		6.0		33		2																							
PASSING	ATT		CMP		YDS		TKD/ YD		TD		LG		IN		Rtg.		PASSING	ATT		CMP		YDS		TKD/ YD		TD		LG		IN		Rtg.											
J. Elway	31		18		210		2/15		2		20		1		86.8		K. Stewart	36		18		201		3/8		1		27		3		41.6											
TOTAL	31		18		210		2/15		2		20		1		86.8		TOTAL	36		18		201		3/8		1		27		3		41.6											
PASS RECEIVING			NO		YDS		AVG		LG		TD		PASS RECEIVING			NO		YDS		AVG		LG		TD				NO		YDS		AVG		LG		TD							
R. Smith			6		87		14.5		20		0		Y. Thigpen			6		92		15.3		27		0				6		92		15.3		27		0							
E. McCaffrey			5		37		7.4		11		1		C. Hawkins			4		30		7.5		9		0				4		30		7.5		9		0							
S. Sharpe			3		49		16.3		18		0		C. Johnson			3		34		11.3		14		1				3		34		11.3		14		1							
H. Griffith			2		26		13.0		15		1		W. Blackwell			2		19		9.5		16		0				2		19		9.5		16		0							
V. Hebron			1		9		9.0		9		0		M. Bruener			1		16		16.0		16		0				1		16		16.0		16		0							
T. Davis			1		2		2.0		2		0		T. Lester			1		7		7.0		7		0				1		7		7.0		7		0							
													J. Bettis			1		3		3.0		3		0				1		3		3.0		3		0							
TOTAL			18		210		11.7		20		2		TOTAL			18		201		11.2		27		1				18		201		11.2		27		1							
INTERCEPTIONS			NO		YDS		AVG		LG		TD		INTERCEPTIONS			NO		YDS		AVG		LG		TD				NO		YDS		AVG		LG		TD							
T. Braxton			1		6		6.0		6		0		L. Kirkland			1		0		0.0		0		0				1		0		0.0		0		0							
A. Aldridge			1		0		0.0		0		0																																
R. Crockett			1		0		0.0		0		0																																
TOTAL			3		6		2.0		6		0		TOTAL			1		0		0.0		0		0				1		0		0.0		0		0							
PUNTING			NO		YDS		AVG		NET		TB		IN20		LG		PUNTING	NO		YDS		AVG		NET		TB		IN20		LG													
T. Rouen			5		157		31.4		27.6		0		1		48		J. Miller	4		168		42.0		37.3		0		0		51													
TOTAL			5		157		31.4		27.6		0		1		48		TOTAL	4		168		42.0		37.3		0		0		51													
PUNT RETURNS			NO		YDS		AVG		FC		LG		TD		PUNT RETURNS			NO		YDS		AVG		FC		LG		TD															
D. Gordon			2		19		9.5		0		19		0		W. Blackwell			1		19		19.0		0		19		0															
(DOWNED)			2		0		0.0		0		—		0		C. Hawkins			0		0		0.0		1		—		0															
															(DOWNED)			2		0		0.0		0		—		0															
															(OUT OF BOUNDS)			1		0		0.0		0		—		0															
															RETURNS			1		19		19.0		1		19		0															
KICKOFF RETURNS			NO		YDS		AVG		FC		LG		TD		KICKOFF RETURNS			NO		YDS		AVG		FC		LG		TD															
V. Hebron			4		69		17.3		0		25		0		W. Blackwell			3		52		17.3		0		24		0															
															J. Witman			1		10		10.0		0		10		0															
															(TOUCHBACK)			1		0		0.0		0		—		0															
															RETURNS			4		62		15.5		0		24		0															
Denver Broncos			Fum		Lost		Own Rec.		Yds		TD		FF		Opp. Rec.		Yds		TD		Out Bnds		Pittsburgh Steelers			Fum		Lost		Own Rec.		Yds		TD		Out Bnds							
T. Davis			1		1		0		0		0		0		0		0		0		0		0		D. Perry			0		0		0		1		1		0		0			
D. Gordon			1		0		0		0		0		0		0		0		0		0		0		K. Stewart			1		1		0		0		0		0					
R. Crockett			0		0		1		1		0		0		0		0		0		0		0					0		0		0		0		0							
N. Smith			0		0		0		0		0		1		0		0		0		0		0					0		0		0		0		0							
M. Lodish			0		0		0		0		0		0		1		0		0		0		0					0		0		0		0		0							
TOTAL			2		1		1		1		0		1		1		0		0		0		0		TOTAL			1		1		0		0		1		1		0		0	

## FINAL TEAM STATISTICS

BRONCOS			STEELERS			BRONCOS			STEELERS		
TOTAL FIRST DOWNS			23	23			PUNTS Number and Average			5-31.4	4-42
By Rushing			6	8			Had Blocked			0	0
By Passing			15	13			FGs – PATs Had Blocked			0-0	0-0
By Penalty			2	2			TOTAL RETURN YARDAGE (Not Including Kickoffs)			25	19
THIRD DOWN EFFICIENCY			8-14-57%	6-11-55%			No. and Yards Punt Returns			2-19	1-19
FOURTH DOWN EFFICIENCY			0-0-0%	0-0-0%			No. and Yards Kickoff Returns			4-69	4-62
TOTAL NET YARDS			345	354			No. and Yards Interception Returns			3-6	1-0
Total Offensive Plays (inc. times thrown passing)			63	66			PENALTIES Number and Yards			4-21	4-71
Average gain per offensive play			5.5	5.4			FUMBLES Number and Lost			2-1	1-1
NET YARDS RUSHING			150	161			TOUCHDOWNS			3	3
Total Rushing Plays			30	27			Rushing			1	2
Average gain per rushing play			5.0	6.0			Passing			2	1
NET YARDS PASSING			195	193			EXTRA POINTS Made-Attempts			3-3	3-3
Times thrown – yards lost attempting to pass			2-15	3-8			Kicking Made-Attempts			3-3	3-3
Gross yards passing			210	201			FIELD GOALS Made-Attempts			1-1	0-1
PASS ATTEMPTS-COMPLETIONS-HAD INTERCEPTED			31-18-1	36-18-3			SAFETIES			0	0
Average gain per pass play (inc. # thrown passing)			5.9	4.9			FINAL SCORE			24	21
KICKOFFS Number-In End Zone-Touchbacks			5-1-1	4-0-0			TIME OF POSSESSION			30:01	29:59



# Denver 14, Kansas City 10

Sunday, Jan. 4, 1998 • 3 p.m. CST • Arrowhead Stadium • Kansas City, Mo.

WEATHER: Overcast, 32° (wind chill 26°), Wind NW 6 mph • ATTENDANCE: 76,965 • TIME: 2:59

## 1997 AFC Divisional Playoff Game

The Denver Broncos posted their first road playoff win in 11 years—and only the second in franchise history—with a 14-10 victory against Kansas City in front of 76,965 fans at Arrowhead Stadium. Denver advanced to its first AFC Championship Game since 1991 on the strength of two Terrell Davis touchdowns, which tied the franchise postseason record for the second week in a row, and a defensive effort that limited the Chiefs to just 10 points that tied for the fewest allowed in club playoff history.

Davis broke a scoreless tie late in the second quarter, plowing into the end zone from one yard out to give Denver a 7-0 lead with 1:56 remaining in the half to cap an 8-play, 65-yard drive that covered 4:51 on the clock. Key to the drive was a 17-yard John Elway completion to Rod Smith on third-and-7 that gave the Broncos a first down at the Kansas City 4-yard line.

The Chiefs, limited to 58 yards of total offense in the first half, came out strong in the third quarter, moving the ball to the Denver 6-yard line before settling for a 20-yard Pete Stoyanovich field goal. Kansas City struck again late in the quarter when Elvis Grbac found tight end Tony Gonzalez in the back of the end zone for a 12-yard score, marking the Chiefs' only touchdown.

Denver, however, answered on its ensuing possession by driving 49 yards in six plays for what proved to be the game-winning touchdown. The key play of the drive was a 43-yard Elway-to-Ed McCaffrey completion on third-and-5 from the Chiefs' 44-yard line that gave Denver a first down at the Chiefs' 1-yard line.

After two unsuccessful attempts from close range, Davis muscled his way through the middle of the Chiefs' line for his second touchdown of the day and the fifth of his career in the postseason to establish a franchise record.

Kansas City had possession three more times in the game but was turned back each occasion by the Broncos' defense after reaching Denver's 31 (punt), their own 36 (punt) and the Broncos' 20 with 0:19 left (downs). The final play was a pass to the end zone on fourth-and-2 that was knocked down by Darrien Gordon, ending the Chiefs' hopes and propelling Denver to the AFC title game.

Elway, with 170 passing yards, moved into second place in NFL postseason history in that category. He surpassed both Terry Bradshaw (3,833) and Jim Kelly (3,863) to finish the day at 3,940 career passing yards in the playoffs.

### OFFICIALS:

Referee — Jerry Markbreit (9); Umpire — Bob Wagner (100); Head Linesman — Terry Gierke (72); Line Judge — Walt Anderson (66); Back Judge — Al Jury (106); Side Judge — Mike Pereira (77); Field Judge — Bill Schmitz (122).

## DENVER BRONCOS

OFFENSE				DEFENSE			
WR	80	R. Smith	LE	90	N. Smith		
LT	65	G. Zimmerman	LT	94	K. Traylor		
LG	69	M. Schlereth	RT	98	M. Tanuvasa		
C	66	T. Nalen	RE	91	A. Williams		
RG	75	B. Habib	WLB	51	J. Mobley		
RT	77	T. Jones	MLB	57	A. Aldridge		
TE	84	S. Sharpe	SLB	53	B. Romanowski		
WR	87	E. McCaffrey	LCB	39	R. Crockett		
QB	7	J. Elway	RCB	23	D. Gordon		
HB	30	T. Davis	FS	27	S. Atwater		
FB	29	H. Griffith	SS	34	T. Braxton		

**BRONCOS SUBSTITUTIONS:** K 1 J. Elam, P 16 T. Rouen, CB 21 R. Hilliard, RB 22 V. Hebron, CB 25 D. Johnson, CB 26 T. McKyer, RB 31 D. Loville, S 32 T. Veland, S 33 D. Dodge, RB 37 A. Lynn, FB 42 D. Smith, LB 56 K. Burns, LB 59 G. Cadrez, G/C 63 D. Diaz-Infante, T 74 H. Swayne, WR 81 P. Jeffers, WR 85 W. Green, TE 86 B. Chamberlain, TE 89 D. Carswell, DT 93 T. Pryce, DE 96 H. Hasselbach, DT 97 M. Lodish. **DID NOT PLAY:** QB 6 B. Brister. **INACTIVE:** QB 8 J. Lewis, LB 50 J. Hesse, LB 58 S. Russ, G 62 D. Neil, T 70 J. Brown, DE 72 E. Jones, WR 88 S. Wilson, DT 99 D. Richie.

## KANSAS CITY CHIEFS

OFFENSE				DEFENSE			
SE	89	A. Rison	LT	99	V. Booker		
LT	69	J. Criswell	RT	75	J. Phillips		
LG	79	D. Lynn	RE	92	D. Williams		
C	61	T. Grunhard	LLB	58	D. Thomas		
RG	68	W. Shields	ILB	53	W. Simmons		
RT	62	G. Parker	MLB	59	D. Edwards		
TE	48	T. Popson	RLB	50	A. Davis		
FL	80	L. Dawson	LCB	34	D. Carter		
QB	11	E. Grbac	RCB	40	J. Hasty		
FB	38	K. Anders	SS	25	R. Tongue		
HB	27	G. Hill	FS	21	J. Woods		

**CHIEFS SUBSTITUTIONS:** P 5 L. Aguiar, K 10 P. Stoyanovich, CB 29 M. McMillian, FB 30 D. Bennett, RB 32 M. Allen, CB 45 B. Brooks, S 47 T. Scott, FB 49 T. Richardson, LB 51 G. Manuskis, LB 54 T. Simien, G 64 R. Tamm, DT 71 T. Barnard, T 74 S. Wallace, DE 77 P. McDaniels, TE 82 D. Walker, WR 83 D. Hughes, WR 84 J. Horn, WR 87 T. Vanover, TE 88 T. Gonzalez, LB 90 T. Wooden, DE 93 J. Brownning. **DID NOT PLAY:** QB 12 R. Gannon, DT 95 M. Dean Perry. **INACTIVE:** QB 8 B. Tolliver, QB 17 P. Barnes, CB 44 D. Anderson, C 65 J. Smith, T 70 M. Spears, T 72 N. Parks, WR 81 K. Lockett, DT 91 T. Parten.

	1	2	3	4	OT	TOTAL	FIELD GOALS (made ( ) & missed)	
VISITOR	Denver Broncos	0	7	0	7	14		
HOME	Kansas City Chiefs	0	0	10	0	10	P. Stoyanovich	44WL (20)
Team	Qtr	Clock Time	PLAY DESCRIPTION (Extra Point) (Drive Info)		SCORE Visitor Home			
BRONCOS	2	1:56	T. Davis 1 yd. run (J. Elam, kick) (8-65, 4:51)		7	0		
CHIEFS	3	9:42	P. Stoyanovich 20 yd. Field Goal (11-67, 5:18)		7	3		
CHIEFS	3	0:10	T. Gonzalez 12 yd. pass from E. Grbac (P. Stoyanovich, kick) (4-65, 1:35)		7	10		
BRONCOS	4	12:32	T. Davis 1 yd. run (J. Elam, kick) (6-49, 2:38)		14	10		

## FINAL INDIVIDUAL STATISTICS

Denver Broncos											Kansas City Chiefs														
RUSHING T. Davis H. Griffith D. Loville J. Elway	ATT	YDS	AVG	LG	TD	RUSHING M. Allen E. Grbac K. Anders D. Bennett L. Aguiar G. Hill	ATT	YDS	AVG	LG	TD	RUSHING A. Rison T. Popson T. Gonzalez L. Dawson K. Anders J. Horn D. Hughes M. Allen T. Vanover	ATT	YDS	AVG	LG	TD								
	25	101	4.0	41	2		12	37	3.1	14	0														
	4	9	2.3	4	0		4	22	5.5	11	0														
	2	0	0.0	3	0		3	9	3.0	6	0														
	1	-1	-1.0	-1	0		3	4	1.3	8	0														
TOTAL	32	109	3.4	41	2	TOTAL	24	77	3.2	14	0	TOTAL	24	77	3.2	14	0								
PASSING J. Elway TOTAL	ATT	CMP	YDS	TD	LG	INT	Rtg.	PASSING E. Grbac TOTAL	ATT	CMP	YDS	TD	LG	INT	Rtg.	PASSING A. Rison T. Popson T. Gonzalez L. Dawson K. Anders J. Horn D. Hughes M. Allen T. Vanover	ATT	CMP	YDS	TD	LG	INT	Rtg.		
	19	10	170	1/7	0	43	83.2		37	24	260	4/34	1	50	0		94.4	37	24	260	4/34	1	50	0	94.4
	19	10	170	1/7	0	43	83.2		37	24	260	4/34	1	50	0		94.4	37	24	260	4/34	1	50	0	94.4
PASS RECEIVING E. McCaffrey S. Sharpe R. Smith D. Carswell W. Green T. Davis	NO	YDS	AVG	LG	TD	PASS RECEIVING A. Rison T. Popson T. Gonzalez L. Dawson K. Anders J. Horn D. Hughes M. Allen T. Vanover	NO	YDS	AVG	LG	TD	PASS RECEIVING A. Rison T. Popson T. Gonzalez L. Dawson K. Anders J. Horn D. Hughes M. Allen T. Vanover	NO	YDS	AVG	LG	TD								
	3	56	18.7	43	0		8	110	13.8	34	0		8	110	13.8	34	0								
	2	33	16.4	22	0		5	26	5.2	13	0		5	26	5.2	13	0								
	2	19	9.5	17	0		3	26	8.7	12	1		3	26	8.7	12	1								
	1	26	26.0	26	0		2	20	10.0	12	0		2	20	10.0	12	0								
	1	19	19.0	19	0		2	4	2.0	3	0		2	4	2.0	3	0								
TOTAL	10	170	17.0	43	0	TOTAL	24	260	10.8	50	1	TOTAL	24	260	10.8	50	1								
INTERCEPTIONS TOTAL	NO	YDS	AVG	LG	TD	INTERCEPTIONS TOTAL	NO	YDS	AVG	LG	TD	INTERCEPTIONS TOTAL	NO	YDS	AVG	LG	TD								
	0	0	0.0	—	0		0	0	0.0	—	0		0	0	0	0.0	—	0							
PUNTING T. Rouen TOTAL	NO	YDS	AVG	NET	TB	IN20	LG	PUNTING L. Aguiar TOTAL	NO	YDS	AVG	NET	TB	IN20	LG	PUNTING L. Aguiar TOTAL	NO	YDS	AVG	NET	TB	IN20	LG		
	6	217	36.2	31.2	1	2	51		5	232	46.4	39.2	0	2	62		51	5	232	46.4	39.2	0	2	62	
PUNT RETURNS (DOWNED)	NO	YDS	AVG	FC	LG	TD	PUNT RETURNS (DOWNED) (TOUCHBACK)	NO	YDS	AVG	FC	LG	TD	PUNT RETURNS (DOWNED) (TOUCHBACK)	NO	YDS	AVG	FC	LG	TD					
	1	36	36.0	1	36	0		1	10	10.0	1	10	0		1	10	10.0	1	10	0					
RETURNS	1	36	36.0	1	36	0	RETURNS	1	10	10.0	1	10	0	RETURNS	1	10	10.0	1	10	0					
	NO	YDS	AVG	FC	LG	TD		NO	YDS	AVG	FC	LG	TD		NO	YDS	AVG	FC	LG	TD					
KICKOFF RETURNS V. Hebron D. Loville RETURNS	2	51	25.5	0	28	0	KICKOFF RETURNS T. Vanover	3	69	23.0	0	25	0	KICKOFF RETURNS T. Vanover	3	69	23.0	0	25	0					
	1	20	20.0	0	20	0		3	69	23.0	0	25	0		3	69	23.0	0	25	0					
Denver Broncos FUMBLES T. Davis A. Lynn J. Elway N. Smith D. Loville	Fum	Lost	Own Rec.	Yds	TD	Opp. Rec.	Yds	TD	Out Bnds	Kansas City Chiefs FUMBLES D. Williams T. Vanover J. Woods A. Davis E. Grbac G. Parker J. Browning R. Tongue	Fum	Lost	Own Rec.	Yds	TD	Opp. Rec.	Yds	TD	Out Bnds						
	2	0	2	0	0	0	0	0	0		0	0	0	0	1	0	0	0	0						
	0	0	0	0	0	1	0	0	0		0	0	0	0	0	0	0	0	0						
	1	1	0	0	0	0	0	0	0		0	0	0	0	1	0	0	0	0						
	0	0	0	0	0	1	0	0	0		0	0	0	0	0	1	0	0	0						
	1	1	0	0	0	0	0	0	0		0	0	0	0	0	0	0	0	0						
TOTAL	4	2	2	0	0	2	0	0	0	TOTAL	2	0	2	0	0	3	2	0	0						

## FINAL TEAM STATISTICS

	BRONCOS		CHIEFS			BRONCOS		CHIEFS	
TOTAL FIRST DOWNS	16	18			PUNTS Number and Average	6-36.2	5-46.4		
By Rushing	6	4			Had Blocked	0	0		
By Passing	7	10			FGs — PATs Had Blocked	0-0	0-0		
By Penalty	3	4			TOTAL RETURN YARDAGE (Not Including Kickoffs)	36	10		
THIRD DOWN EFFICIENCY	5-11-45%	5-15-33%			No. and Yards Punt Returns	1-36	1-10		
FOURTH DOWN EFFICIENCY	0-0-0%	1-3-33%			No. and Yards Kickoff Returns	3-71	3-69		
TOTAL NET YARDS	272	303			No. and Yards Interception Returns	0-0	0-0		
Total Offensive Plays (inc. times thrown passing)	52	65			PENALTIES Number and Yards	8-64	7-65		
Average gain per offensive play	5.2	4.7			FUMBLES Number and Lost	4-2	2-0		
NET YARDS RUSHING	109	77			TOUCHDOWNS	2	1		
Total Rushing Plays	32	24			Rushing	2	0		
Average gain per rushing play	3.4	3.2			Passing	0	1		
NET YARDS PASSING	163	226			EXTRA POINTS Made-Attempts	2-2	1-1		
Times thrown — yards lost attempting to pass	1-7	4-34			Kicking Made-Attempts	2-2	1-1		
Gross yards passing	170	260			FIELD GOALS Made-Attempts	0-0	1-2		
PASS ATTEMPTS-COMPLETIONS-HAD INTERCEPTED	19-10-0	37-24-0			SAFETIES	0	0		
Average gain per pass play (inc. # thrown passing)	8.2	5.5			FINAL SCORE	14	10		
KICKOFFS Number-In End Zone-Touchbacks	3-0-0	3-1-0			TIME OF POSSESSION	28:54	31:06		





## Denver 42, Jacksonville 17

Saturday, Dec. 27, 1997 • 2:05 p.m. MST • Mile High Stadium • Denver

Weather: Partly Cloudy, 44° (wind chill 19°), Wind N 30 mph • Attendance: 74,481 • Time: 3:02

### 1997 AFC Wild Card Playoff Game

The Denver Broncos advanced to the AFC Divisional Playoff Round by literally running the Jacksonville Jaguars out of town as they piled up a club postseason-record 310 rushing yards en route to a 42-17 victory in front of 74,481 fans at Mile High Stadium. Denver set numerous team postseason records during the contest, including new standards for rushing attempts (49), total yards (511), points in a quarter (21; 4th qtr.), total points (42), first downs (28), rushing first downs (18) and third-down efficiency (75%), while the 237 yards allowed by the defense was the second-lowest total in Denver's 21-game playoff history.

The Broncos scored touchdowns on each of their first three possessions, racking up a 21-0 lead on 32 offensive plays during which time the Jaguars ran only six plays. Terrell Davis capped Denver's opening drive with a 2-yard touchdown run, and Rod Smith punctuated the next drive when he reeled in a 43-yard touchdown pass from John Elway. The lead was increased to 21-0 when Davis—who set franchise postseason records for rushing attempts (31), rushing yards (184) and longest run from scrimmage (59) before leaving in the third quarter with bruised ribs—tied the franchise records for rushing touchdowns and total touchdowns in a postseason game with his second of the day.

The Jaguars answered by scoring the game's next 17 points. Jacksonville scored on a 1-yard Natrone Means touchdown run in the second quarter, a 38-yard Mike Hollis field goal early in the third quarter and a blocked punt by safety Travis Davis, who returned it 29 yards for a touchdown to pull the Jaguars to within 21-17 with 9:16 left in the third quarter.

But the Broncos dominated from there as Derek Loville took over for the injured Davis and slashed his way to 103 yards (second most by a Bronco in the postseason) on 11 attempts and scored two fourth-quarter touchdowns on runs of 25 and eight yards to tie the club touchdown record already achieved in the game by Davis. Vaughn Hebron then got into the act, scoring Denver's fifth rushing touchdown of the day on a 6-yard run with 1:11 remaining to push the lead to its final margin of 42-17. With Davis' 184 rushing yards and Loville's 103, Denver became just the third team in NFL postseason history to boast two 100-yard rushers in the same game. Additionally, Denver's 40:59 possession time and its 310 rushing yards both were the fifth-highest totals recorded in an NFL playoff game.

#### OFFICIALS:

Referee — Bernie Kukar (86); Umpire — Jeff Rice (44); Head Linesman — John Schleyer (21); Line Judge — Tom Barnes (55); Back Judge — Tom Sifferman (118); Side Judge — Doug Toole (4); Field Judge — Bill Leavy (127).

	1	2	3	4	OT	TOTAL	FIELD GOALS (made ( ) & missed)
VISITOR Jacksonville Jaguars	0	7	10	0	—	17	M. Hollis (38)
HOME Denver Broncos	14	7	0	21	—	42	

Team	Qtr	Clock Time	PLAY DESCRIPTION (Extra Point) (Drive Info)	SCORE Visitor Home
BRONCOS	1	7:39	T. Davis 2 yd. run (J. Elam, kick) (15-73, 7:21)	0 7
BRONCOS	1	2:37	R. Smith 43 yd. pass from J. Elway (J. Elam, kick) (6-60, 4:07)	0 14
BRONCOS	2	10:46	T. Davis 5 yd. run (J. Elam, kick) (11-92, 5:16)	0 21
JAGUARS	2	5:09	N. Means 1 yd. run (M. Hollis, kick) (9-79, 5:37)	7 21
JAGUARS	3	13:33	M. Hollis 38 yd. Field Goal (4-7, 1:27)	10 21
JAGUARS	3	9:16	T. Davis 29 yd. blocked punt return (M. Hollis, kick)	17 21
BRONCOS	4	13:21	D. Loville 25 yd. run (J. Elam, kick) (2-48, 0:37)	17 28
BRONCOS	4	3:43	D. Loville 8 yd. run (J. Elam, kick) (10-80, 5:28)	17 35
BRONCOS	4	1:11	V. Hebron 6 yd. run (J. Elam, kick) (2-9, 0:49)	17 42

### DENVER BRONCOS

OFFENSE	DEFENSE
WR 80 R. Smith	LE 90 N. Smith
LT 65 G. Zimmerman	LT 94 K. Traylor
LG 69 M. Schlereth	RT 98 M. Tanuvasa
C 66 T. Nalen	RE 91 A. Williams
RG 75 B. Habib	WLB 51 J. Mobley
RT 77 T. Jones	MLB 57 A. Aldridge
TE 84 S. Sharpe	SLB 53 B. Romanowski
WR 87 E. McCaffrey	LCB 39 R. Crockett
QB 7 J. Elway	RCB 23 D. Gordon
RB 30 T. Davis	FS 27 S. Atwater
FB 29 H. Griffith	SS 34 T. Braxton

**BRONCOS SUBSTITUTIONS:** K 1 J. Elam, QB 6 B. Brister, P 16 T. Rouen, CB 21 R. Hilliard, RB 22 V. Hebron, CB 25 D. Johnson, CB 26 T. McKyer, RB 31 D. Loville, S 32 T. Veland, S 33 D. Dodge, RB 37 A. Lynn, FB 42 D. Smith, LB 56 K. Burns, LB 59 G. Cadrez, G 63 D. Diaz-Infante, T 74 H. Swayne, WR 81 P. Jeffers, WR 85 W. Green, TE 86 B. Chamberlain, TE 89 D. Carswell, DT 93 T. Pryce, DE 96 H. Hasselbach, DT 97 M. Lodish. **INACTIVE:** QB 8 J. Lewis, LB 50 J. Hesse, LB 58 S. Russ, C/G 62 D. Neil, T 70 J. Brown, DE 72 E. Jones, WR 88 S. Wilson, DT 99 D. Richie.

### JACKSONVILLE JAGUARS

OFFENSE	DEFENSE
WR 82 J. Smith	LE 56 J. Lageman
LT 71 T. Boselli	LT 97 R. Wynn
LG 62 B. Coleman	RT 93 E. Tualo
C 79 D. Widell	RE 96 C. Simmons
RG 76 R. Tylski	SLB 51 K. Hardy
RT 72 L. Searcy	MLB 58 B. Schwartz
TE 83 P. Mitchell	WLB 50 E. Robinson
WR 87 K. McCardell	LCB 41 D. Thomas
QB 8 M. Brunell	RCB 27 D. Figures
RB 20 N. Means	SS 45 T. Davis
TE 88 D. Jones	FS 37 C. Hudson

**JAGUARS SUBSTITUTIONS:** K 1 M. Hollis, P 4 B. Barker, CB 21 A. Beasley, RB 23 R. Jordan, CB 26 K. Devine, S 28 D. Hall, DB 32 M. Logan, RB 33 J. Stewart, FB 49 T. Hallock, LB 52 B. Boyer, LB 54 J. Hamilton, LB 57 J. Kopp, G/T 67 J. Novak, WR 80 W. Jackson, WR 81 W. Moore, WR 84 R. Barlow, TE 85 R. Griffith, DE 90 T. Brackens, DT 91 S. Payne, DT 95 J. White, DE 99 J. Smeenge. **DID NOT PLAY:** QB 11 R. Johnson, G/T 78 T. Fordham. **INACTIVE:** QB 16 S. Matthews, CB 25 C. Anderson, S 29 R. Parker, FB 31 D. Shelton, G 68 M. Nori, G 73 B. DeMarco, TE 86 D. Brown, DE 98 J. Threats.

### FINAL INDIVIDUAL STATISTICS

Jacksonville Jaguars											Denver Broncos													
RUSHING	ATT	YDS	AVG	LG	TD	RUSHING	ATT	YDS	AVG	LG	TD													
N. Means	10	40	4.0	14	1	T. Davis	31	184	5.9	59	2													
J. Stewart	1	6	6.0	6	0	D. Loville	11	103	9.4	44	2													
M. Brunell	3	4	1.3	5	0	V. Hebron	6	23	3.8	6	1													
						J. Elway	1	0	0.0	0	0													
TOTAL	14	50	3.6	14	1	TOTAL	49	310	6.3	59	5													
PASSING	ATT	CMP	YDS	TKD/ YD	TD	LG	INT	Rtg.	PASSING	ATT	CMP	YDS	TKD/ YD	TD	LG	INT	Rtg.							
M. Brunell	32	18	203	3/16	0	37	1	62.4	J. Elway	24	16	223	3/22	1	43	0	110.2							
TOTAL	32	18	203	3/16	0	37	1	62.4	TOTAL	24	16	223	3/22	1	43	0	110.2							
PASS RECEIVING			NO	YDS	AVG	LG	TD	PASS RECEIVING				NO	YDS	AVG	LG	TD								
K. McCardell			6	55	9.2	20	0	T. Davis				4	11	2.8	6	0								
J. Smith			6	55	9.2	16	0	R. Smith				3	99	33.0	43	1								
J. Stewart			3	46	15.3	26	0	E. McCaffrey				2	33	16.5	25	0								
D. Jones			1	37	37.0	37	0	W. Green				2	32	16.0	22	0								
P. Mitchell			1	7	7.0	7	0	S. Sharpe				2	29	14.5	23	0								
N. Means			1	3	3.0	3	0	H. Griffith				2	9	4.5	8	0								
								D. Loville				1	10	10.0	10	0								
TOTAL			18	203	12.7	37	0	TOTAL				16	223	13.9	43	1								
INTERCEPTIONS			NO	YDS	AVG	LG	TD	INTERCEPTIONS				NO	YDS	AVG	LG	TD								
			0	0	0.0	—	0	D. Gordon				1	0	0.0	0	0								
TOTAL			0	0	0.0	—	0	TOTAL				1	0	0.0	0	0								
PUNTING	NO	YDS	AVG	NET	TB	IN20	LG	PUNTING	NO	YDS	AVG	NET	TB	IN20	LG									
B. Barker	4	118	29.5	26.0	0	1	35	T. Rouen	2	99	49.5	47.0	0	1	53									
								(BLOCKED)	1	0	0.0	0	0	0	0									
TOTAL	4	118	29.5	26.0	0	1	35	TOTAL	3	99	33.0	31.3	0	1	53									
PUNT RETURNS	NO	YDS	AVG	FC	LG	TD	PUNT RETURNS	NO	YDS	AVG	FC	LG	TD	PUNT RETURNS	NO	YDS	AVG	FC	LG	TD				
R. Barlow	1	5	5.0	0	5	0	D. Gordon	1	14	14.0	0	14	0	R. Barlow	1	5	5.0	0	5	0				
(DOWNED)	1	0	0.0	—	0	0	(DOWNED)	1	0	0.0	—	0	0	(DOWNED)	1	0	0.0	—	0	0				
							(OUT OF BOUNDS)	2	0	0.0	—	0	0	(OUT OF BOUNDS)	2	0	0.0	—	0	0				
RETURNS	1	5	5.0	0	5	0	RETURNS	1	14	14.0	0	14	0	RETURNS	1	14	14.0	0	14	0				
KICKOFF RETURNS	NO	YDS	AVG	FC	LG	TD	KICKOFF RETURNS	NO	YDS	AVG	FC	LG	TD	KICKOFF RETURNS	NO	YDS	AVG	FC	LG	TD				
R. Barlow	3	118	39.3	0	58	0	V. Hebron	3	87	29.0	0	51	0	R. Barlow	3	118	39.3	0	58	0				
M. Logan	3	44	14.7	0	18	0	(TOUCHBACK)	1	0	0.0	0	—	0	M. Logan	3	44	14.7	0	18	0				
T. Hallock	1	6	6.0	0	6	0								T. Hallock	1	6	6.0	0	6	0				
D. Jones	0	—	—	0	—	0								D. Jones	0	—	—	0	—	0				
RETURNS	7	166	23.7	0	58	0	RETURNS	3	87	29.0	0	51	0	RETURNS	7	166	23.7	0	58	0				
Jacksonville Jaguars	Own	Yds	TD	Opp. Rec.	Yds	TD	Out Bnds	Denver Broncos	Own	Yds	TD	Opp. Rec.	Yds	TD	Out Bnds	Jacksonville Jaguars	Own	Yds	TD	Opp. Rec.	Yds	TD	Out Bnds	
FUMBLES	Fum	Lost	Rec.	Yds	TD	Opp. Rec.	Yds	TD	FUMBLES	Fum	Lost	Rec.	Yds	TD	Opp. Rec.	Yds	TD	FUMBLES	Fum	Lost	Rec.	Yds	TD	Out Bnds
C. Simmons	0	0	0	0	0	1	0	0	J. Elway	3	2	1	-10	0	0	0	0	C. Simmons	0	0	0	0	0	0
C. Hudson	0	0	0	0	0	1	0	0	A. Aldridge	0	0	0	0	0	0	1	0	C. Hudson	0	0	0	0	0	0
R. Wynn	0	0	0	0	0	0	1	0									R. Wynn	0	0	0	0	0	0	
M. Brunell	1	1	0	0	0	0	0	0									M. Brunell	1	1	0	0	0	0	
D. Thomas	0	0	0	0	0	0	1	0									D. Thomas	0	0	0	0	0	0	
TOTAL	1	1	0	0	0	2	2	0	TOTAL	3	2	1	-10	0	0	1	0	TOTAL	1	1	0	0	0	0

### FINAL TEAM STATISTICS

	JAGUARS	BRONCOS		JAGUARS	BRONCOS
TOTAL FIRST DOWNS	14	28	PUNTS Number and Average	4-29.5	3-33
By Rushing	3	18	Had Blocked	0	1
By Passing	9	8	FGs – PATs Had Blocked	0-0	0-0
By Penalty	2	2	TOTAL RETURN YARDAGE (Not Including Kickoffs)	5	14
THIRD DOWN EFFICIENCY	3-10-30%	12-16-75%	No. and Yards Punt Returns	1-5	1-14
FOURTH DOWN EFFICIENCY	0-1-0%	1-1-100%	No. and Yards Kickoff Returns	7-166	3-87
TOTAL NET YARDS	237	511	No. and Yards Interception Returns	0-0	1-0
Total Offensive Plays (inc. times thrown passing)	49	76	PENALTIES Number and Yards	9-54	9-94
Average gain per offensive play	4.8	6.7	FUMBLES Number and Lost	1-1	3-2
NET YARDS RUSHING	50	310	TOUCHDOWNS	3	6
Total Rushing Plays	14	49	Rushing	1	5
Average gain per rushing play	3.6	6.3	Passing	0	1
NET YARDS PASSING	187	201	Other (Blocked Kicks, etc.)	2	0
Times thrown – yards lost attempting to pass	3-16	3-22	EXTRA POINTS Made-Attempts	2-2	6-6
Gross yards passing	203	223	Kicking Made-Attempts	2-2	6-6
PASS ATTEMPTS-COMPLETIONS-HAD INTERCEPTED	32-18-1	24-16-0	FIELD GOALS Made-Attempts	1-1	0-0
Average gain per pass play (inc. # thrown passing)	5.3	7.4	SAFETIES	0	0
KICKOFFS Number-In End Zone-Touchbacks	4-1-1	7-0-0	FINAL SCORE	17	42
			TIME OF POSSESSION	19:01	40:59



## Jacksonville 30, Denver 27

Saturday, Jan. 4, 1997 • 2:05 p.m. MST • Mile High Stadium • Denver

WEATHER: Sunny, 46°, Wind NW 15 mph • ATTENDANCE: 75,678 • TIME: 3:02

### 1996 AFC Divisional Playoff Game

The Denver Broncos' most successful season since 1991 came to a surprising end at the hands of the Jacksonville Jaguars with a 30-27 loss in an AFC Divisional Playoff Game in front of 75,678 stunned fans at Mile High Stadium.

The loss was Denver's first of the season at home and only its second ever at home in the postseason.

The contest began on a promising note for the Broncos as they scored on two of their first three possessions to take a 12-0 lead into the second quarter. First, Vaughn Hebronn scored his first-ever postseason touchdown on a 1-yard plunge on fourth down. During that drive, Terrell Davis set a franchise record for the longest postseason run with a 47-yard scamper. On Denver's next possession, Shannon Sharpe hauled in an 18-yard touchdown from John Elway to produce the 12-point lead.

The Jaguars proceeded to score on five unanswered possessions (three field goals and two touchdowns) to take a 23-12 lead at the 10:51 mark of the fourth quarter.

The Broncos responded with a 9-play, 57-yard drive that was capped by a 2-yard touchdown run by Davis, who then tacked on the two-point conversion himself to cut the deficit to 3, 23-20. But then Mark Brunell connected with Jimmy Smith for a touchdown on a critical third-and-5 play at the Broncos' 16-yard line with 3:39 remaining in the game to restore a 10-point advantage.

The Broncos again pulled to within three points when Elway found Ed McCaffrey in the end zone for a 15-yard touchdown with 1:50 left, but Denver's magic ran out as the Jaguars held on for the 30-27 win.

During the contest, Elway, who played in his franchise-record 15th postseason game, passed Terry Bradshaw for fourth place on the all-time NFL postseason list for pass attempts. He finished the day with 226 yards on 25-of-38 passing with two touchdowns. Davis gained 91 yards on the ground with one touchdown and safety Tyrone Braxton led the Broncos with 11 tackles on defense, but those efforts were not enough to overcome Jacksonville's onslaught.

Natrone Means, who led Jacksonville's 203-yard rushing attack, totaled 140 yards on 21 carries (6.7 avg.). Brunell added 44 more yards on seven rushes and completed 18-of-29 (62.1%) passes for 245 yards with two touchdowns for the Jaguars, who posted 443 yards of total offense.

#### OFFICIALS:

Referee — Red Cashion (43); Umpire — Art Demmas (78); Line Judge — Byron Boston (18); Side Judge — Laird Hayes (125); Head Linesman — Sid Semon (109); Back Judge — Tim Smith (80); Field Judge — John Robison (46).

	1	2	3	4	OT	TOTAL	FIELD GOALS (made / ) & missed)	
VISITOR Jacksonville Jaguars	0	13	7	10	—	30	M. Hollis	(46) (42) (22)
HOME Denver Broncos	12	0	0	15	—	27		

Team	Qtr	Clock Time	PLAY DESCRIPTION (Extra Point) (Drive Info)	SCORE Visitor	SCORE Home
BRONCOS	1	6:22	V. Hebronn 1 yd. run (No good, blocked) (6-50, 2:58)	0	6
BRONCOS	1	0:33	S. Sharpe 18 yd. pass from J. Elway (2-pt. Att. Failed) (7-64, 3:52)	0	12
JAGUARS	2	11:15	M. Hollis 46 yd. Field Goal (10-50, 4:18)	3	12
JAGUARS	2	2:58	N. Means 8 yd. run (M. Hollis, kick) (10-80, 5:21)	10	12
JAGUARS	2	0:10	M. Hollis 42 yd. Field Goal (5-65, 0:47)	13	12
JAGUARS	3	8:51	K. McCardell 31 yd. pass from M. Brunell (M. Hollis, kick) (7-75, 3:18)	20	12
JAGUARS	4	10:51	M. Hollis 22 yd. Field Goal (17-88, 8:32)	23	12
BRONCOS	4	7:37	T. Davis 2 yd. run (T. Davis, run) (9-57, 3:14)	23	20
JAGUARS	4	3:39	J. Smith 16 yd. pass from M. Brunell (M. Hollis, kick) (9-74, 3:58)	30	20
BRONCOS	4	1:50	E. McCaffrey 15 yd. pass from J. Elway (J. Elam, kick) (8-80, 1:49)	30	27

DENVER BRONCOS									
OFFENSE					DEFENSE				
WR 83	A. Miller	LE 90	D. Williams						
LT 65	G. Zimmerman	LT 97	M. Lodish						
LG 69	M. Schlereth	RT 95	M. Perry						
C 66	T. Nalen	RE 91	A. Williams						
RG 75	B. Habib	WLB 51	J. Mobley						
RT 76	B. Thompson	MLB 57	A. Aldridge						
TE 84	S. Sharpe	SLB 53	B. Romanowski						
WR 87	E. McCaffrey	LCB 39	R. Crockett						
QB 7	J. Elway	RCB 48	L. Washington						
HB 30	T. Davis	FS 27	S. Atwater						
FB 29	A. Craver	SS 34	T. Braxton						

**BRONCOS SUBSTITUTIONS:** K 1 J. Elam, P 16 T. Rouen, CB 20 T. James, CB 21 R. Hilliard, RB 22 V. Hebronn, CB 25 D. Johnson, S 31 R. Jones, S 37 T. Hauck, RB 38 R. Rivers, LB 56 K. Burns, LB 59 G. Cadrez, T 70 J. Brown, DT 79 J. Geathers, WR 80 R. Smith, WR 82 P. Jeffers, TE 86 B. Chamberlain, WR 88 M. Sherrard, TE 89 D. Carswell, DE 94 J. Robinson, DE 96 H. Hasselbach, DT 98 M. Tanuvasa. **DID NOT PLAY:** QB 8 J. Lewis, G 63 D. Diaz-Infante. **INACTIVE:** QB 11 T. Rubley, FB 42 D. Smith, LB 54 B. Hager, G 64 R. Tamm, DT 67 M. Campbell, T/G 68 R. McElroy, DT 72 E. Jones, WR 81 T. Kinchen.

JACKSONVILLE JAGUARS									
OFFENSE					DEFENSE				
WR 82	J. Smith	LE 56	J. Lageman						
LT 71	T. Boselli	LT 92	J. Davey						
LG 62	B. Coleman	RT 64	D. Jurkovic						
C 79	D. Widell	RE 96	C. Simmons						
RG 76	R. Tylski	SLB 51	K. Hardy						
RT 72	L. Searcy	MLB 55	T. McManus						
TE 86	D. Brown	WLB 50	E. Robinson						
WR 87	K. McCardell	LCB 21	A. Beasley						
QB 8	M. Brunell	RCB 25	M. Washington						
RB 20	N. Means	SS 28	D. Hall						
FB 35	L. Maston	FS 37	C. Hudson						

**JAGUARS SUBSTITUTIONS:** K 1 M. Hollis, P 4 B. Barker, CB 22 B. Brooks, RB 23 R. Jordan, FS 30 D. Studstill, RB 33 J. Stewart, CB 40 R. Massey, CB 42 R. Bell, FS 45 T. Davis, LB 52 B. Boyer, LB 57 J. Kopp, C 63 M. Cheever, G 73 B. DeMarco, WR 80 W. Jackson, TE 82 P. Mitchell, WR 84 R. Barlow, TE 85 R. Griffith, WR 88 K. Bullard, DE 90 T. Brackens, DE 91 P. Frase, DT 94 K. Pritchett. **DID NOT PLAY:** QB 11 R. Johnson, C/T 87 J. Novak. **INACTIVE:** QB 5 T. Philcox, LB 54 T. Hallock, C/G 66 G. Huntington, T 74 J. Herndon, FB 81 C. Griffin, WR 89 C. Marsh, DE 93 E. Logan, DE 98 J. White.

#### FINAL INDIVIDUAL STATISTICS

Jacksonville Jaguars													Denver Broncos												
RUSHING	ATT		YDS	AVG	LG	TD	RUSHING						ATT		YDS	AVG	LG	TD							
N. Means	21		140	6.7	21	1	T. Davis						14		91	6.5	47	1							
M. Brunell	7		44	6.3	29	0	J. Elway						5		30	6.0	19	0							
J. Stewart	8		19	2.4	5	0	V. Hebron						2		5	2.5	4	1							
TOTAL	36		203	5.6	29	1	TOTAL						21		126	6.0	47	2							
PASSING	ATT	CMP	YDS	TKD/ YD	TD	LG	IN	Rtg.	PASSING				ATT	CMP	YDS	TKD/ YD	TD	LG	IN	Rtg.					
M. Brunell	29	18	245	2/5	2	44	0	112.0	J. Elway				38	25	226	1/1	2	18	0	99.2					
TOTAL	29	18	245	2/5	2	44	0	112.0	TOTAL				38	25	226	1/1	2	18	0	99.2					
PASS RECEIVING	NO		YDS	AVG	LG	TD	PASS RECEIVING						NO		YDS	AVG	LG	TD							
K. McCardell	5		59	11.8	31	1	T. Davis						7		24	3.4	6	0							
N. Means	4		46	11.5	29	0	A. Miller						5		67	13.4	18	0							
J. Smith	3		71	23.7	44	1	E. McCaffrey						5		54	10.8	15	1							
W. Jackson	3		35	11.7	19	0	A. Craver						3		17	5.7	7	0							
P. Mitchell	2		9	4.5	8	0	S. Sharpe						2		31	15.5	18	1							
J. Stewart	1		25	25.0	25	0	D. Carswell						2		18	9.0	10	0							
						R. Smith						1		15	15.0	15	0								
TOTAL	18		245	13.6	44	2	TOTAL						25		226	9.0	18	2							
INTERCEPTIONS	NO		YDS	AVG	LG	TD	INTERCEPTIONS						NO		YDS	AVG	LG	TD							
TOTAL	0		0	0.0	—	0	TOTAL						0		0	0.0	—	0							
PUNTING	NO	YDS	AVG	NET	TB	IN20	LG	PUNTING				NO	YDS	AVG	NET	TB	IN20	LG							
B. Barker	3	119	39.7	35.7	0	0	49	T. Rouen				5	213	42.6	38.0	1	3	52							
TOTAL	3	119	39.7	35.7	0	0	49	TOTAL				5	213	42.6	38.0	1	3	52							
PUNT RETURNS	NO	YDS	AVG	FC	LG	TD	PUNT RETURNS						NO	YDS	AVG	FC	LG	TD							
C. Hudson	1	3	3.0	2	3	0	R. Smith						2	12	6.0	0	6	0							
(DOWNED)	1	0	0.0	0	—	0	(OUT OF BOUNDS)						1	0	0.0	0	—	0							
(TOUCHBACK)	1	0	0.0	0	—	0																			
RETURNS	1	3	3.0	2	3	0	RETURNS						2	12	6.0	0	6	0							
KICKOFF RETURNS	NO	YDS	AVG	FC	LG	TD	KICKOFF RETURNS						NO	YDS	AVG	FC	LG	TD							
B. Brooks	4	75	18.8	0	29	0	V. Hebron						3	85	28.3	0	38	0							
						B. Chamberlain						1		15	15.0	0	15	0							
						K. Burns						1		14	14.0	0	14	0							
						P. Jeffers						1		9	9.0	0	9	0							
						(TOUCHBACK)						1		0	0.0	0	—	0							
RETURNS	4	75	18.8	0	29	0	RETURNS						6	123	20.5	0	38	0							
Jacksonville Jaguars	Own	Opp.				Out	Denver Broncos				Own	Opp.				Out									
FUMBLES	Fum	Lost	Rec.	Yds	TD	FF	Rec.	Yds	TD	Bnds	FUMBLES	Fum	Lost	Rec.	Yds	TD	FF	Rec.	Yds	TD	Bnds				
T. McManus	0	0	0	0	0	1	0	0	0	0	D. Carswell	1	0	1	0	0	0	0	0	0	0				
TOTAL	0	0	0	0	0	1	0	0	0	0	TOTAL	1	0	1	0	0	0	0	0	0	0				

#### FINAL TEAM STATISTICS

	JAGUARS	BRONCOS		JAGUARS	BRONCOS
TOTAL FIRST DOWNS	22	21	FGs – PATs Had Blocked	0-0	0-1
By Rushing	9	7	TOTAL RETURN YARDAGE (Not Including Kickoffs)	3	12
By Passing	11	13	No. and Yards Punt Returns	1-3	2-12
By Penalty	2	1	No. and Yards Kickoff Returns	4-75	6-123
THIRD DOWN EFFICIENCY	8-15-53%	6-12-50%	No. and Yards Interception Returns	0-0	0-0
FOURTH DOWN EFFICIENCY	0-0-0%	1-1-100%	PENALTIES Number and Yards	3-18	8-64
TOTAL NET YARDS	443	351	FUMBLES Number and Lost	0-0	1-0
Total Offensive Plays (inc. times thrown passing)	67	60	TOUCHDOWNS	3	4
Average gain per offensive play	6.6	5.9	Rushing	1	2
NET YARDS RUSHING	203	126	Passing	2	2
Total Rushing Plays	36	21	EXTRA POINTS Made-Attempts	3-3	2-4
Average gain per rushing play	5.6	6.0	Kicking Made-Attempts	3-3	1-2
NET YARDS PASSING	240	225	Rushing Made-Attempts	0-0	1-1
Times thrown – yards lost attempting to pass	2-5	1-1	Passing Made-Attempts	0-0	0-1
Gross yards passing	245	226	FIELD GOALS Made-Attempts	3-3	0-0
PASS ATTEMPTS-COMPLETIONS-HAD INTERCEPTED	29-18-0	38-25-0	SAFETIES	0	0
Average gain per pass play (inc. # thrown passing)	7.7	5.8	FINAL SCORE	30	27
KICKOFFS Number-In End Zone-Touchbacks	7-1-1	5-2-0	TIME OF POSSESSION	32:24	27:36
PUNTS Number and Average	3-39.7	5-42.6			
Had Blocked	0	0			



# L.A. Raiders 42, Denver 24

Sunday, Jan. 9, 1994 • 1 p.m. PST • Los Angeles Coliseum • Los Angeles

WEATHER: Sunny, 76°, Wind 0 mph • ATTENDANCE: 65,314 • TIME: 3:36

## 1993 AFC Wild Card Game

Facing the Los Angeles Raiders for the second time in as many weeks, the Denver Broncos saw the Raiders pull away from a 21-21 halftime tie en route to a 42-24 win in an AFC Wild Card Game in front of 65,314 fans at the Los Angeles Coliseum. Denver quarterback John Elway completed 29-of-47 passes (61.7%) for 302 yards with three touchdowns and one interception while tight end Shannon Sharpe hauled in a game-high 13 receptions for 156 yards (12.0 avg.) with one touchdown.

The Raiders struck first on a 7-play, 80-yard drive that was capped with a 9-yard touchdown pass from quarterback Jeff Hostetler to tight end Ethan Horton at 9:17 of the first quarter.

Elway and the Broncos responded with a scoring drive of their own, going 65 yards in seven plays with Elway finding Sharpe for a 23-yard touchdown. The Raiders bounced back with a 65-yard touchdown pass to wide receiver Tim Brown to take a 14-7 lead at 2:25 of the first quarter. The Broncos responded by driving 80 yards in 12 plays, setting up a 16-yard touchdown toss from Elway to tight end Reggie Johnson to tie the score. Hostetler continued to be red hot on the Raiders' next possession, throwing a 54-yard touchdown pass to wide receiver James Jett for a 21-14 lead at 7:28 of the second quarter.

On the Broncos' final drive of the half, the offense chewed up nearly seven minutes and went 77 yards to tie the score at 21 on wide receiver Derek Russell's 6-yard touchdown reception. Elway showed his ability to create plays for the offense, completing passes to six different receivers and taking off on two rushes of his own.

The two teams combined for nearly 500 yards of total offense by halftime, but only the Raiders continued that pace in the second half. After receiving the opening kickoff, the Broncos failed to move the ball on their first three possessions, giving the Raiders great field position after three punts that averaged 30 yards. The Raiders took advantage of the field position, converting two of those possessions into touchdowns on drives of three and five plays, respectively, to take a commanding 35-21 lead at 4:27 of the third quarter.

The Broncos made a dent in the score at the beginning of the fourth period on a 33-yard field goal by Jason Elam at 12:36. The Raiders responded to that with a 10-play, 76-yard drive that was capped by Napoleon McCallum's third touchdown of the game from one yard out at 6:43 to mark the final points scored on the afternoon.

### OFFICIALS:

Referee — Bob McElwee (95); Umpire — Al Conway (27); Line Judge — Tom Barnes (55); Side Judge — Don Wedge (28); Head Linesman — Aaron Pointer (79); Back Judge — Bill Lovett (98); Field Judge — Don Hakes (96).

	1	2	3	4	OT	TOTAL	FIELD GOALS (made / ) & missed)	
VISITOR	Denver Broncos	7	14	0	3	—	24	
HOME	Los Angeles Raiders	14	7	14	7	—	42	

Team	Qtr	Clock Time	PLAY DESCRIPTION (Extra Point) (Drive Info)	SCORE Visitor	Home
RAIDERS	1	9:17	E. Horton 9 yd. pass from J. Hostetler (J. Jaeger, kick) (7-80, 3:18)	0	7
BRONCOS	1	6:12	S. Sharpe 23 yd. pass from J. Elway (J. Elam, kick) (7-65, 3:05)	7	7
RAIDERS	1	2:25	T. Brown 65 yd. pass from J. Hostetler (J. Jaeger, kick) (6-78, 3:47)	7	14
BRONCOS	2	10:06	R. Johnson 16 yd. pass from J. Elway (J. Elam, kick) (12-80, 7:19)	14	14
RAIDERS	2	7:28	J. Jett 54 yd. pass from J. Hostetler (J. Jaeger, kick) (5-84, 2:38)	14	21
BRONCOS	2	0:32	D. Russell 6 yd. pass from J. Elway (J. Elam, kick) (13-77, 6:56)	21	21
RAIDERS	3	8:08	N. McCallum 26 yd. run (J. Jaeger, kick) (3-35, 1:25)	21	28
RAIDERS	3	4:27	N. McCallum 2 yd. run (J. Jaeger, kick) (5-52, 2:31)	21	35
BRONCOS	4	12:36	J. Elam 33 yd. Field Goal (8-63, 2:32)	24	35
RAIDERS	4	6:43	N. McCallum 1 yd. run (J. Jaeger, kick) (10-76, 5:53)	24	42

## DENVER BRONCOS

OFFENSE			DEFENSE		
WR	88	J. Evans	LE	99	S. Dronett
LT	65	G. Zimmerman	NT	71	G. Kragen
LG	79	D. Widell	RE	91	W. Oshodin
C	72	K. Kartz	LOLB	51	M. Croel
RG	75	B. Habib	LILB	77	K. Mecklenburg
RT	68	R. Freeman	MLB	57	D. Wyman
TE	89	R. Johnson	ROLB	73	S. Fletcher
WR	87	C. Tillman	LCB	34	T. Braxton
QB	7	J. Elway	RCB	23	R. Bradford
RB	39	R. Delpino	SS	49	D. Smith
TE	84	S. Sharpe	FS	27	S. Atwater

**BRONCOS SUBSTITUTIONS:** K 1 J. Elam, QB 8 T. Maddox, P 16 T. Rouen, CB 21 L. Lang, RB 22 G. Milburn, S 31 R. Jones, CB 36 F. Robinson, FB 37 A. Lynn, RB 38 R. Rivers, S 40 D. Hall, WR 42 K. Taylor, CB 47 D. Pool, LB 54 M. Donahue, LB 58 E. Alexander, LB 59 T. Lucas, G 64 J. Melander, G 76 K. Scrafford, T 78 D. Maggs, WR 80 T. Kimbrough, WR 85 D. Russell, WR 86 A. Marshall, DE 94 J. Robinson, DT 97 D. Drozdov. **INACTIVE:** 30B 12 S. Moore, CB 29 C. Dimry, LB 52 J. Mills, C 61 B. Meeks, WR 81 B. Rose, WR 83 M. Bonner, DE 90 D. Williams, DT 95 A. Taylor.

## LOS ANGELES RAIDERS

OFFENSE			DEFENSE		
WR	89	A. Wright	LE	75	H. Long
LT	71	G. Perry	LT	91	C. McGlockton
LG	76	S. Wisniewski	RT	74	N. Harrison
C	72	D. Mosebar	RE	93	G. Townsend
RG	65	M. Montoya	LLB	51	A. Wallace
RT	68	B. Wilkerson	MLB	57	J. Kelly
TE	88	E. Horton	RLB	99	W. Moss
WR	81	T. Brown	LCB	36	T. McDaniel
QB	15	J. Hostetler	RCB	48	L. Washington
RB	41	N. McCallum	SS	20	D. Hoskins
RB	21	R. Montgomery	FS	33	E. Anderson

**RAIDERS SUBSTITUTIONS:** P 7 J. Gossett, K 18 J. Jaeger, RB 23 R. Jordan, S 25 D. Land, S 31 R. Dixon, RB 35 S. Smith, RB 38 N. Bell, RB 39 K. Smith, LB 45 D. Fulcher, CB 46 T. Dorn, LB 52 M. Jones, LB 54 G. Biekert, DE 56 A. Bruce, G 64 T. Peat, C 67 D. Turk, G 77 R. Stephens, WR 80 D. Hobbs, WR 82 J. Jett, WR 83 W. Gault, TE 84 J. Duff, DE 94 A. Smith, DT 97 W. Broughton. **DID NOT PLAY:** QB 11 V. Evans. **INACTIVE:** 30B 12 B. J. Hobert, RB 28 G. Robinson, S 29 P. Bates, CB 37 J. Trapp, T 78 G. Skrepnak, T 79 K. Lanier, WR 86 R. Ismail, DT 92 F. Collins.

## FINAL INDIVIDUAL STATISTICS

Denver Broncos											Los Angeles Raiders																														
RUSHING						RUSHING						PASSING						PASSING																							
R. Delpino	9	32	3.6	16	0	N. McCallum	13	81	6.2	26	3	J. Elway	5	23	4.6	6	0	T. Montgomery	15	50	3.3	15	0	R. Rivers	1	2	2.0	2	0	J. Hostetler	4	5	1.3	4	0						
T. Maddox	1	1	1.0	1	0							T. Maddox	2	—	—1.0	1	0																								
G. Milburn	2	—	—	1	0							G. Milburn	2	—	—	1	0																								
TOTAL	18	56	3.1	16	0	TOTAL	32	136	4.3	26	3	TOTAL	18	56	3.1	16	0	TOTAL	32	136	4.3	26	3	TOTAL	18	56	3.1	16	0	TOTAL	32	136	4.3	26	3						
PASSING						PASSING						PASSING						PASSING																							
J. Elway	47	29	302	1/5	3	25	1	92.7	J. Hostetler	19	13	294	2/3	3	65	0	150.8	J. Hostetler	19	13	294	2/3	3	65	0	150.8	J. Hostetler	19	13	294	2/3	3	65	0	150.8						
T. Maddox	7	3	34	0/0	0	13	0	58.0																																	
TOTAL	54	32	336	1/5	3	25	1	88.2	TOTAL	19	13	294	2/3	3	65	0	150.8	TOTAL	19	13	294	2/3	3	65	0	150.8	TOTAL	19	13	294	2/3	3	65	0	150.8						
PASS RECEIVING						PASS RECEIVING						PASS RECEIVING						PASS RECEIVING																							
S. Sharpe	13	156	12.0	23	1	J. Jett	3	111	37.0	54	1	S. Sharpe	13	156	12.0	23	1	J. Jett	3	111	37.0	54	1	S. Sharpe	13	156	12.0	23	1	J. Jett	3	111	37.0	54	1						
A. Marshall	5	69	13.8	20	0	T. Brown	3	86	28.7	65	1	A. Marshall	5	69	13.8	20	0	T. Brown	3	86	28.7	65	1	A. Marshall	5	69	13.8	20	0	T. Brown	3	86	28.7	65	1						
G. Milburn	5	8	1.6	6	0	E. Horton	3	45	15.0	33	1	G. Milburn	5	8	1.6	6	0	E. Horton	3	45	15.0	33	1	G. Milburn	5	8	1.6	6	0	E. Horton	3	45	15.0	33	1						
D. Russell	2	31	15.5	25	1	T. Montgomery	3	29	9.7	18	0	D. Russell	2	31	15.5	25	1	T. Montgomery	3	29	9.7	18	0	D. Russell	2	31	15.5	25	1	T. Montgomery	3	29	9.7	18	0						
C. Tillman	2	25	12.5	16	0	A. Wright	1	23	23.0	23	0	C. Tillman	2	25	12.5	16	0	A. Wright	1	23	23.0	23	0	C. Tillman	2	25	12.5	16	0	A. Wright	1	23	23.0	23	0						
R. Johnson	2	19	9.5	16	1							R. Johnson	2	19	9.5	16	1							R. Johnson	2	19	9.5	16	1												
K. Taylor	1	13	13.0	13	0							K. Taylor	1	13	13.0	13	0							K. Taylor	1	13	13.0	13	0												
R. Rivers	1	8	8.0	8	0							R. Rivers	1	8	8.0	8	0							R. Rivers	1	8	8.0	8	0												
J. Evans	1	7	7.0	7	0							J. Evans	1	7	7.0	7	0							J. Evans	1	7	7.0	7	0												
TOTAL	32	336	10.5	25	3	TOTAL	13	294	22.6	65	3	TOTAL	32	336	10.5	25	3	TOTAL	13	294	22.6	65	3	TOTAL	32	336	10.5	25	3	TOTAL	13	294	22.6	65	3						
INTERCEPTIONS						INTERCEPTIONS						INTERCEPTIONS						INTERCEPTIONS																							
T. Dorn	1	1	1.0	1	0	T. Dorn	1	1	1.0	1	0	T. Dorn	1	1	1.0	1	0	T. Dorn	1	1	1.0	1	0	T. Dorn	1	1	1.0	1	0	T. Dorn	1	1	1.0	1	0						
TOTAL	0	0	0.0	—	0	TOTAL	1	1	1.0	1	0	TOTAL	0	0	0.0	—	0	TOTAL	1	1	1.0	1	0	TOTAL	0	0	0.0	—	0	TOTAL	1	1	1.0	1	0						
PUNTING						PUNTING						PUNTING						PUNTING																							
T. Rouen	4	135	33.8	28.8	1	45	J. Gossett	4	170	42.5	33.0	0	1	50	T. Rouen	4	135	33.8	28.8	1	45	J. Gossett	4	170	42.5	33.0	0	1	50	T. Rouen	4	135	33.8	28.8	1	45					
TOTAL	4	135	33.8	28.8	1	45	TOTAL	4	170	42.5	33.0	0	1	50	TOTAL	4	135	33.8	28.8	1	45	TOTAL	4	170	42.5	33.0	0	1	50	TOTAL	4	135	33.8	28.8	1	45					
PUNT RETURNS						PUNT RETURNS						PUNT RETURNS						PUNT RETURNS																							
G. Milburn	3	38	12.7	0	18	0	G. Milburn	3	38	12.7	0	18	0	G. Milburn	3	38	12.7	0	18	0	G. Milburn	3	38	12.7	0	18	0	G. Milburn	3	38	12.7	0	18	0	G. Milburn	3	38	12.7	0	18	0
(DOWNED)	1	0	0.0	0	—	0	(DOWNED)	1	0	0.0	0	—	0	(DOWNED)	1	0	0.0	0	—	0	(DOWNED)	1	0	0.0	0	—	0	(DOWNED)	1	0	0.0	0	—	0	(DOWNED)	1	0	0.0	0	—	0
RETURNS	3	38	12.7	0	18	0	RETURNS	3	38	12.7	0	18	0	RETURNS	3	38	12.7	0	18	0	RETURNS	3	38	12.7	0	18	0	RETURNS	3	38	12.7	0	18	0	RETURNS	3	38	12.7	0	18	0
KICKOFF RETURNS						KICKOFF RETURNS						KICKOFF RETURNS						KICKOFF RETURNS																							
G. Milburn	6	85	14.2	0	21	0	G. Milburn	6	85	14.2	0	21	0	G. Milburn	6	85	14.2	0	21	0	G. Milburn	6	85	14.2	0	21	0	G. Milburn	6	85	14.2	0	21	0	G. Milburn	6	85	14.2	0	21	0
(OUT OF BOUNDS)	1	0	0.0	0	—	0	(OUT OF BOUNDS)	1	0	0.0	0	—	0	(OUT OF BOUNDS)	1	0	0.0	0	—	0	(OUT OF BOUNDS)	1	0	0.0	0	—	0	(OUT OF BOUNDS)	1	0	0.0	0	—	0	(OUT OF BOUNDS)	1	0	0.0	0	—	0
RETURNS	6	85	14.2	0	21	0	RETURNS	6	85	14.2	0	21	0	RETURNS	6	85	14.2	0	21	0	RETURNS	6	85	14.2	0	21	0	RETURNS	6	85	14.2	0	21	0	RETURNS	6	85	14.2	0	21	0
Denver Broncos						L.A. Raiders						Own						Opp.						Own						Opp.											
FUMBLES	Fum	Lost	Rec.	Yds	TD	FF	Rec.	Yds	TD	Bnds	FUMBLES	Fum	Lost	Rec.	Yds	TD	FF	Rec.	Yds	TD	Bnds	FUMBLES	Fum	Lost	Rec.	Yds	TD	FF	Rec.	Yds	TD	Bnds	FUMBLES	Fum	Lost	Rec.	Yds	TD	Bnds		
J. Elway	1	0	0	0	0	0	0	0	0	0	A. Smith	0	0	0	0	0	1	0	0	0	0	J. Elway	1	0	0	0	0	0	0	0	0	0	0	J. Elway	1	0	0	0	0	0	
K. Kartz	0	0	1	0	0	0	0	0	0	0												K. Kartz	0	0	1	0	0	0	0	0	0	0	K. Kartz	0	0	1	0	0	0		
T. Maddox	1	0	1	0	0	0	0	0	0	0												T. Maddox	1	0	1	0	0	0	0	0	0	0	T. Maddox	1	0	1	0	0	0		
TOTAL	2	0	2	0	0	0	0	0	0	0	TOTAL	0	0	0	0	0	1	0	0	0	0	TOTAL	2	0	2	0	0	0	0	0	0	0	TOTAL	2	0	2	0	0	0		





## Buffalo 10, Denver 7

Sunday, Jan. 12, 1992 • 12:35 p.m. EST • Rich Stadium • Orchard Park, N.Y.

WEATHER: Sunny, 42°, Wind SSW 15 mph • ATTENDANCE: 80,272 • TIME: 2:59

## 1991 AFC Championship Game

The Broncos were denied their fifth AFC Championship, losing 10-7 to the Bills before 80,272 fans at Rich Stadium. Denver's defense shut down the high-powered Buffalo offense, limiting it to just 213 total yards and only 12 first downs, but the Broncos' offense failed to capitalize on several first-half opportunities.

Both teams struggled to find their offenses in the first two quarters, and the game was scoreless at halftime. Buffalo punted on its first two drives of the contest after a total net gain of negative two yards and had its third drive end when nose tackle Greg Kragen tipped and then intercepted a pass on the Buffalo 29. But Denver could not take advantage as David Treadwell's 47-yard field goal attempt sailed wide left. After the Broncos halted another Buffalo drive, Treadwell missed a 42-yard field goal attempt.

Once again, the Bills punted after failing to get a first down, and a 10-yard punt return by Vance Johnson set Denver up on the 50. On first down, quarterback John Elway threw a middle screen to running back Steve Sewell, who gained 26 yards to the Buffalo 24. The Broncos could move no closer than the 20, and David Treadwell's 37-yard field goal attempt was wide right to end the last scoring threat of the first half.

The Bills' second drive of the third quarter began at their 20, and 11 plays later, they faced a third-and-7 on Denver's 26. Quarterback Jim Kelly's pass to James Lofton was intercepted by cornerback Tyrone Braxton and returned to the Denver 19. On second-and-10, Elway attempted another middle screen to Sewell, but linebacker Carlton Bailey picked off the pass and ran 11 yards for a touchdown and a 7-0 Buffalo lead.

The Broncos' first possession of the fourth quarter began with Gary Kubiak at quarterback after Elway left the game with an injured thigh muscle. Kubiak drove Denver from its 21 to the Buffalo 23, but the Broncos failed to convert a fourth-down attempt. The Bills then drove 50 yards in nine plays to score on a 44-yard field goal by Scott Norwood. Now down 10-0, Kubiak engineered a frantic drive in which Denver covered 85 yards in eight plays, and he scored on a 3-yard quarterback draw to pull Denver within 3 points, 10-7, with less than two minutes to play.

The ensuing onside kickoff was recovered by the Broncos' Steve Atwater, and Denver began its last-chance drive on its 49 with 1:43 left on the clock and two timeouts. On first down, Kubiak hit Sewell for seven yards, but cornerback Kirby Jackson stripped the ball away and recovered it on the Buffalo 44. The Broncos' defense forced the Bills to punt, but Denver could only reach the 50 as time ran out.

## OFFICIALS:

Referee — Dale Hamer (104); Umpire — Al Conway (27); Line Judge — Bill Reynolds (53); Side Judge — Doug Toole (4); Head Linesman — Sid Semon (109); Back Judge — Al Jury (106); Field Judge — Don Hakes (96).

	1	2	3	4	OT	TOTAL	FIELD GOALS (made / ) & missed)
VISITOR	Denver Broncos	0	0	0	7	—	7
HOME	Buffalo Bills	0	0	7	3	—	10

Team	Qtr	Clock Time	PLAY DESCRIPTION (Extra Point) (Drive Info)	SCORE Visitor	Home
BILLS	3	9:32	C. Bailey 11 yd. return (S. Norwood, kick) (0-11, 0:11)	0	7
BILLS	4	10:42	S. Norwood 44 yd. Field Goal (9-50, 3:57)	0	10
BRONCOS	4	13:17	G. Kubiak 3 yd. run (D. Treadwell, kick) (8-85, 2:35)	7	10

## DENVER BRONCOS

OFFENSE			DEFENSE		
WR	83	M. Young	LE	91	W. Powers
LT	62	J. Davidson	NT	71	G. Kragen
LG	63	S. Farrell	RE	90	R. Holmes
C	79	Da. Widell	LOLB	73	S. Fletcher
RG	67	Do. Widell	LILB	56	M. Brooks
RT	76	K. Lanier	RILB	77	K. Mecklenburg
WR	81	S. Sharpe	ROLB	51	M. Croel
WR	85	D. Russell	LCB	34	T. Braxton
QB	7	J. Elway	RCB	24	W. Henderson
RB	28	G. Green	SS	49	D. Smith
WR	82	V. Johnson	FS	27	S. Atwater

BRONCOS SUBSTITUTIONS: P 2 M. Horan, QB 8 G. Kubiak, K 9 D. Treadwell, CB 21 L. Lang, S 22 A. Montgomery, CB 29 C. Dimry, RB 30 S. Sewell, RB 38 R. Rivers, RB 41 G. Lewis, S 48 R. Robbins, LB 54 K. Traylor, LB 59 T. Lucas, T/C 60 N. Subis, G 68 C. Ker, DE 70 B. Sochia, C 72 K. Kartz, T 74 H. Salem, WR 80 M. Jackson, WR 84 R. Nattiel, TE 88 C. Kay, DE 96 K. Walker. **DID NOT PLAY:** LB 52 J. Mills, TE 89 R. Johnson. **INACTIVE:** 3QB 12 S. Moore, RB 26 B. Humphrey.

## BUFFALO BILLS

OFFENSE			DEFENSE		
WR	80	J. Lofton	LE	96	L. Seals
LT	69	W. Wolford	NT	91	J. Wright
LG	51	J. Richter	RE	78	B. Smith
C	67	K. Hull	LOLB	97	C. Bennett
RG	59	M. Frerotte	LILB	58	S. Conlan
RT	75	H. Ballard	RILB	54	C. Bailey
TE	84	K. McKeller	ROLB	56	D. Talley
WR	83	A. Reed	LCB	47	K. Jackson
QB	12	J. Kelly	RCB	37	N. Odomes
RB	34	T. Thomas	SS	46	L. Smith
WR	82	D. Beebe	FS	38	M. Kelso

BILLS SUBSTITUTIONS: K 5 B. Daluiso, P 9 C. Mohr, K 11 S. Norwood, QB 14 F. Reich, S 20 H. Jones, RB 23 K. Davis, CB 27 C. Hicks, CB 31 J. Williams, RB 35 C. Gardner, SS 45 D. Drane, LB 50 R. Bentley, LB 53 M. Patton, C 63 A. Lingner, NT 73 M. Lodish, WR 85 A. Edwards, TE 87 B. Rolle, TE 88 P. Metzelaars, WR 89 S. Tasker, DE 90 P. Hansen, DE 94 M. Pike, LB 99 G. Garner. **DID NOT PLAY:** OL 64 M. Brennan, T 79 J. Staysnicak. **INACTIVE:** 3QB 7 G. Gilbert, G/T 74 G. Parker.

## FINAL INDIVIDUAL STATISTICS

Denver Broncos												Buffalo Bills														
RUSHING	ATT	YDS	AVG	LG	TD	RUSHING	ATT	YDS	AVG	LG	TD	RUSHING	ATT	YDS	AVG	LG	TD	RUSHING	ATT	YDS	AVG	LG	TD			
G. Green	19	53	2.8	18	0	T. Thomas	26	72	2.8	9	0	G. Kubiak	3	22	7.3	11	1	A. Reed	1	16	16.0	16	0			
J. Elway	4	10	2.5	7	0	J. Kelly	2	9	4.5	10	0	S. Sewell	4	3	0.8	6	0	K. Davis	6	7	1.2	4	0			
S. Sewell	4	3	0.8	6	0	K. Davis	6	7	1.2	4	0	V. Johnson	2	-7	-3.5	-1	0									
V. Johnson	2	-7	-3.5	-1	0							TOTAL	32	81	2.5	18	1	TOTAL	35	104	3.0	16	0			
TOTAL	32	81	2.5	18	1	TOTAL	35	104	3.0	16	0															
PASSING	ATT	CMP	YDS	TD	LG	INT	Rtg.	PASSING	ATT	CMP	YDS	TD	LG	INT	Rtg.	PASSING	ATT	CMP	YDS	TD	LG	INT	Rtg.			
J. Elway	21	11	121	3/24	0	26	1	49.9	J. Kelly	25	13	117	1/8	0	25	2	31.6	J. Kelly	25	13	117	1/8	0	25	2	31.6
G. Kubiak	12	11	136	1/10	0	24	0	113.9																		
TOTAL	33	22	257	4/34	0	26	1	77.5	TOTAL	25	13	117	1/8	0	25	2	31.6	TOTAL	25	13	117	1/8	0	25	2	31.6
PASS RECEIVING	NO	YDS	AVG	LG	TD	PASS RECEIVING	NO	YDS	AVG	LG	TD	PASS RECEIVING	NO	YDS	AVG	LG	TD	PASS RECEIVING	NO	YDS	AVG	LG	TD			
V. Johnson	8	104	13.0	24	0	K. McKeller	3	39	13.0	25	0	V. Johnson	8	104	13.0	24	0	K. McKeller	3	39	13.0	25	0			
S. Sewell	7	78	11.1	26	0	T. Thomas	3	15	5.0	8	0	S. Sewell	7	78	11.1	26	0	T. Thomas	3	15	5.0	8	0			
S. Sharpe	3	40	13.3	15	0	A. Reed	2	19	9.5	10	0	S. Sharpe	3	40	13.3	15	0	A. Reed	2	19	9.5	10	0			
M. Young	3	25	8.3	10	0	K. Davis	2	13	6.5	9	0	M. Young	3	25	8.3	10	0	K. Davis	2	13	6.5	9	0			
R. Nattiel	1	10	10.0	10	0	P. Metzelaars	1	14	14.0	14	0	R. Nattiel	1	10	10.0	10	0	P. Metzelaars	1	14	14.0	14	0			
						J. Lofton	1	11	11.0	11	0							J. Lofton	1	11	11.0	11	0			
						D. Beebe	1	6	6.0	6	0							D. Beebe	1	6	6.0	6	0			
TOTAL	22	257	11.7	26	0	TOTAL	13	117	9.0	25	0	TOTAL	22	257	11.7	26	0	TOTAL	13	117	9.0	25	0			
INTERCEPTIONS	NO	YDS	AVG	LG	TD	INTERCEPTIONS	NO	YDS	AVG	LG	TD	INTERCEPTIONS	NO	YDS	AVG	LG	TD	INTERCEPTIONS	NO	YDS	AVG	LG	TD			
G. Kragen	1	0	0.0	0	0	C. Bailey	1	11	11.0	11	1	G. Kragen	1	0	0.0	0	0	C. Bailey	1	11	11.0	11	1			
T. Braxton	1	5	5.0	5	0							T. Braxton	1	5	5.0	5	0									
TOTAL	2	5	2.5	5	0	TOTAL	1	11	11.0	11	1	TOTAL	2	5	2.5	5	0	TOTAL	1	11	11.0	11	1			
PUNTING	NO	YDS	AVG	NET	TB	IN20	LG	PUNTING	NO	YDS	AVG	NET	TB	IN20	LG	PUNTING	NO	YDS	AVG	NET	TB	IN20	LG			
Horan	6	262	43.7	40.3	1	4	76	C. Mohr	8	304	38.0	31.0	1	0	49	Horan	6	262	43.7	40.3	1	4	76			
TOTAL	6	262	43.7	40.3	1	4	76	TOTAL	8	304	38.0	31.0	1	0	49	TOTAL	6	262	43.7	40.3	1	4	76			
PUNT RETURNS	NO	YDS	AVG	FC	LG	TD	PUNT RETURNS	NO	YDS	AVG	FC	LG	TD	PUNT RETURNS	NO	YDS	AVG	FC	LG	TD						
V. Johnson	3	36	12.0	3	13	0	C. Hicks	0	0	0.0	1	—	0	V. Johnson	3	36	12.0	3	13	0						
(DOWNED)	1	0	0.0	0	—	0	(OUT OF BOUNDS)	1	0	0.0	0	—	0	(DOWNED)	1	0	0.0	0	—	0						
(TOUCHBACK)	1	0	0.0	0	—	0	(DOWNED)	3	0	0.0	0	—	0	(TOUCHBACK)	1	0	0.0	0	—	0						
							(TOUCHBACK)	1	0	0.0	0	—	0													
RETURNS	3	36	12.0	3	13	0	RETURNS	0	0	0.0	1	—	0	RETURNS	3	36	12.0	3	13	0						
KICKOFF RETURNS	NO	YDS	AVG	FC	LG	TD	KICKOFF RETURNS	NO	YDS	AVG	FC	LG	TD	KICKOFF RETURNS	NO	YDS	AVG	FC	LG	TD						
A. Montgomery	2	34	17.0	0	18	0	A. Edwards	1	24	24.0	0	24	0	A. Montgomery	2	34	17.0	0	18	0						
D. Russell	1	15	15.0	0	15	0	D. Russell	1	15	15.0	0	15	0	D. Russell	1	15	15.0	0	15	0						
RETURNS	3	49	16.3	0	18	0	RETURNS	1	24	24.0	0	24	0	RETURNS	3	49	16.3	0	18	0						
Denver Broncos	Own	Opp.	Out	Denver Broncos	Own	Opp.	Out	Buffalo Bills	Own	Opp.	Out	Buffalo Bills	Own	Opp.	Out											
FUMBLES	Fum	Lost	Rec.	Yds	TD	FF	Rec.	Yds	TD	Bnds	FUMBLES	Fum	Lost	Rec.	Yds	TD	FF	Rec.	Yds	TD	Bnds					
J. Elway	1	0	1	-5	0	0	0	0	0	0	L. Smith	0	0	0	0	0	1	0	0	0	0					
S. Sewell	2	1	1	0	0	0	0	0	0	0	K. Jackson	0	0	0	0	0	1	1	0	0	0					
V. Johnson	1	0	0	0	0	0	0	0	0	0	V. Johnson	1	0	0	0	0	0	0	0	0	0					
Da. Widell	0	0	1	0	0	0	0	0	0	0	Da. Widell	0	0	1	0	0	0	0	0	0	0					
TOTAL	4	1	3	-5	0	0	0	0	0	0	TOTAL	0	0	0	0	0	2	1	0	0	0					

## FINAL TEAM STATISTICS

BRONCOS				BILLS				BRONCOS				BILLS			
TOTAL FIRST DOWNS	20	12		PUNTS Number and Average	6-43.7	8-38		By Rushing	6	5		Had Blocked	0	0	
By Rushing	6	5		FGs – PATs Had Blocked	0-0	0-0		By Passing	13	5		TOTAL RETURN YARDAGE (Not Including Kickoffs)	41	11	
By Passing	13	5		No. and Yards Punt Returns	3-36	0-0		By Penalty	1	2		No. and Yards Kickoff Returns	3-49	1-24	
By Penalty	1	2		No. and Yards Interception Returns	2-5	1-11		THIRD DOWN EFFICIENCY	3-14-21%	4-15-27%		No. and Yards Punt Returns	3-36	0-0	
THIRD DOWN EFFICIENCY	3-14-21%	4-15-27%		PENALTIES Number and Yards	4-20	6-35		FOURTH DOWN EFFICIENCY	0-1-0%	0-0-0%		No. and Yards Kickoff Returns	3-49	1-24	
FOURTH DOWN EFFICIENCY	0-1-0%	0-0-0%		FUMBLES Number and Lost	4-1	0-0		TOTAL NET YARDS	304	213		No. and Yards Interception Returns	2-5	1-11	
TOTAL NET YARDS	304	213		TOUCHDOWNS	1	1		Total Offensive Plays (inc. times thrown passing)	69	61		PENALTIES Number and Yards	4-20	6-35	
Total Offensive Plays (inc. times thrown passing)	69	61		Rushing	1	0		Average gain per offensive play	4.4	3.5		FUMBLES Number and Lost	4-1	0-0	
Average gain per offensive play	4.4	3.5		Passing	0	0		NET YARDS RUSHING	81	104		TOUCHDOWNS	1	1	
NET YARDS RUSHING	81	104		Returns	0	1		Total Rushing Plays	32	35		Rushing	1	0	
Total Rushing Plays	32	35		EXTRA POINTS Made-Attempts	1-1	1-1		Average gain per rushing play	2.5	3.0		Passing	0	0	
Average gain per rushing play	2.5	3.0		FIELD GOALS Made-Attempts	0-3	1-1		NET YARDS PASSING	223	109		Returns	0	1	
NET YARDS PASSING	223	109		SAFETIES	0	0		Times thrown – yards lost attempting to pass	4-34	1-8		EXTRA POINTS Made-Attempts	1-1	1-1	
Times thrown – yards lost attempting to pass	4-34	1-8		FINAL SCORE	7	10		Gross yards passing	257	117		FIELD GOALS Made-Attempts	0-3	1-1	
Gross yards passing	257	117		TIME OF POSSESSION	34:53	25:07		PASS ATTEMPTS-COMPLETIONS-HAD INTERCEPTED	33-22-1	25-13-2		SAFETIES	0	0	
PASS ATTEMPTS-COMPLETIONS-HAD INTERCEPTED	33-22-1	25-13-2						Average gain per pass play (inc. # thrown passing)	6.0	4.2		FINAL SCORE	7	10	
Average gain per pass play (inc. # thrown passing)	6.0	4.2						KICKOFFS Number-In End Zone-Touchbacks	2-0-0	3-1-0		TIME OF POSSESSION	34:53	25:07	
KICKOFFS Number-In End Zone-Touchbacks	2-0-0	3-1-0													



## Denver 26, Houston 24

Saturday, Jan. 4, 1992 • 2 p.m. MST • Mile High Stadium • Denver

WEATHER: Sunny, 36°, Wind W 14 mph • ATTENDANCE: 75,301 • TIME: 3:09

### 1991 AFC Divisional Playoff Game

The Denver Broncos advanced to their fourth AFC Championship Game in six years after defeating the Houston Oilers 26-24 before 75,301 fans at Mile High Stadium.

Houston quarterback Warren Moon drove his team 70 yards in four plays for a touchdown to put the Oilers up 7-0 with only 1:46 gone in the game. After a Denver punt, Moon again drove the Oilers down the field and threw his second touchdown pass, this one for nine yards to wide receiver Drew Hill for a 14-0 lead.

The Broncos started their next possession on the 35 and covered 65 yards in eight plays to score on a 10-yard pass from quarterback John Elway to wide receiver Vance Johnson, but a fumbled snap on the conversion attempt left the score 14-6. On the sixth play of the ensuing Oilers drive, Moon was intercepted by free safety Steve Atwater, but a roughing the passer call nullified the effort. Three plays later, Houston scored on a 6-yard pass from Moon to wide receiver Curtis Duncan.

The next Oilers possession ended when Atwater intercepted a pass and gave Denver the ball on its own 12 with 6:03 left in the half. In a drive that saw Elway complete all six passes for 64 yards and Steve Sewell complete one to Johnson for 10, the Broncos covered 88 yards in 12 plays to score on a 1-yard run by running back Greg Lewis, cutting the Houston lead to 21-13. After a missed Houston field goal attempt, the Broncos drove from their 20 to Houston's 31 and David Treadwell nailed a 49-yard field goal, the longest in Denver postseason history. Now up by only five at 21-16, the Oilers reached the Broncos' 7-yard line on their next drive but had to settle for a 25-yard field goal.

Denver started on its 20 and nine plays later faced a fourth-and-4 from the Houston 41. Elway threw a short pass to wide receiver Michael Young, who broke two tackles and was finally brought down on Houston's 15 for a gain of 26 yards. Three plays later, Lewis scored on a 1-yard run for his second touchdown of the day, making the score 24-23. With 2:07 left and on his 2-yard-line, Elway hit Young for a 22-yard gain on first down, but three plays later the Broncos had a fourth-and-6 on the 28. Elway dropped back then scrambled left upfield and ran out of bounds a yard past the first-down marker. Three consecutive incompletions again left Denver with a do-or-die fourth-down situation. Elway again dropped back and scrambled left, but as he headed upfield he tossed a pass to Johnson, who ran to the Houston 21 for a 44-yard gain. Running back Steve Sewell ran for 10 yards on first down, and two plays later, Treadwell came on for the winning 28-yard field goal.

#### OFFICIALS:

Referee — Johnny Grier (23); Umpire — John Keck (67); Line Judge — Ron Blum (83); Side Judge — Don Carlson (39); Head Linesman — Dave Anderson (81); Back Judge — Roy Clymer (24); Field Judge — Ed Merrifield (76).

		1	2	3	4	OT	TOTAL	FIELD GOALS (made ( ) & missed)		
VISITOR	Houston Oilers	14	7	0	3	—	24	A. Del Greco 33WR (25)		
HOME	Denver Broncos	6	7	3	10	—	26	D. Treadwell (49) (28)		
Team	Qtr	Clock Time	PLAY DESCRIPTION (Extra Point) (Drive Info)				SCORE			
							Visitor	Home		
OILERS	1	1:46	H. Jeffries 15 yd. pass from W. Moon (A. Del Greco, kick) (4-70, 1:46)				7	0		
OILERS	1	9:44	D. Hill 9 yd. pass from W. Moon (A. Del Greco, kick) (9-63, 5:39)				14	0		
BRONCOS	1	13:43	V. Johnson 10 yd. pass from J. Elway (No good, WL) (8-65, 3:59)				14	6		
OILERS	2	4:05	C. Duncan 6 yd. pass from W. Moon (A. Del Greco, kick) (8-80, 5:22)				21	6		
BRONCOS	2	14:21	G. Lewis 1 yd. run (D. Treadwell, kick) (12-88, 5:24)				21	13		
BRONCOS	3	13:02	D. Treadwell 49 yd. Field Goal (9-49, 3:11)				21	16		
OILERS	4	1:35	A. Del Greco 25 yd. Field Goal (7-67, 3:33)				24	16		
BRONCOS	4	8:07	G. Lewis 1 yd. run (D. Treadwell, kick) (12-80, 6:32)				24	23		
BRONCOS	4	14:44	D. Treadwell 28 yd. Field Goal (12-87, 1:51)				24	26		

### DENVER BRONCOS

OFFENSE	DEFENSE
WR 83 M. Young	LDE 73 S. Fletcher
LT 62 J. Davidson	LDT 71 G. Kragen
G 63 S. Farrell	RDT 77 K. Mecklenburg
C 79 Da. Widell	RDE 51 M. Croel
RG 67 Do. Widell	MLB 56 M. Brooks
RT 76 K. Lanier	LCB 34 T. Braxton
TE 88 C. Kay	RCB 29 C. Dimry
WR 85 D. Russell	CB 21 L. Lang
QB 7 J. Elway	S 48 R. Robbins
RB 28 G. Green	SS 49 D. Smith
RB 81 S. Sharpe	FS 27 S. Atwater

BRONCOS SUBSTITUTIONS: P 2 M. Horan, QB 8 G. Kubiak, K 9 D. Treadwell, S 22 A. Montgomery, RB 30 S. Sewell, RB 38 R. Rivers, RB 41 G. Lewis, LB 52 J. Mills, LB 54 K. Traylor, LB 59 T. Lucas, G/T 60 N. Subis, G 68 C. Ker, NT 70 B. Sochia, C 72 K. Kartz, T 74 H. Salem, WR 82 V. Johnson, WR 84 R. Nattiel, WR 86 B. Johnson, TE 89 R. Johnson, DE 90 R. Holmes, DL 96 K. Walker. **DID NOT PLAY:** CB 24 W. Henderson, DE 91 W. Powers. **INACTIVE:** 3QB 12 S. Moore, RB 26 B. Humphrey.

### HOUSTON OILERS

OFFENSE	DEFENSE
WR 84 H. Jeffries	LE 95 W. Fuller
WR 85 D. Hill	LT 79 R. Childress
LT 78 D. Maggs	RT 97 L. Williams
LG 63 M. Munchak	RE 96 S. Jones
C 74 B. Matthews	LLB 57 L. Lathon
RG 66 D. Dawson	MLB 54 A. Smith
RT 73 D. Williams	RLB 91 J. Meads
WR 81 E. Givins	LCB 28 C. Dishman
WR 80 C. Duncan	RCB 23 R. Johnson
QB 1 W. Moon	SS 25 B. McDowell
RB 44 L. White	FS 26 B. Orlando

OILERS SUBSTITUTIONS: K 3 A. Del Greco, P 9 G. Montgomery, RB 20 A. Pinkett, CB 24 S. Jackson, CB 29 D. Lewis, RB 30 V. Jones, S 31 M. Robertson, RB 33 G. Brown, S 38 M. Dumas, LB 53 E. Seal, G 55 J. Flannery, LB 56 S. Kozak, T 70 D. Steinkuhler, DT 76 J. Alm, T 77 K. Donnalley, WR 82 T. Jones, WR 86 A. Johnson, WR 87 P. Coleman, DE 90 E. Johnson, LB 93 R. Graf, DT 94 G. Montgomery. **DID NOT PLAY:** QB 14 C. Carlson, WR 83 L. Harris. **INACTIVE:** QB 10 R. Slack, LB 51 E. Fairs.

### FINAL INDIVIDUAL STATISTICS

Houston Oilers											Denver Broncos																	
RUSHING	ATT	YDS	AVG	LG	TD	RUSHING	ATT	YDS	AVG	LG	TD	RUSHING	ATT	YDS	AVG	LG	TD	RUSHING	ATT	YDS	AVG	LG	TD					
L. White	17	79	4.6	10	0	G. Green	17	59	3.5	14	0	J. Elway	33	19	257	0/0	1	44	1	80.0								
W. Moon	2	18	9.0	15	0	S. Sewell	4	48	12.0	19	0	S. Sewell	1	10	0/0	0	10	0	108.3									
						J. Elway	6	39	6.5	15	0	S. Sewell	34	20	267	0/0	1	44	1	81.4								
						R. Rivers	1	3	3.0	3	0																	
						G. Lewis	3	2	0.7	1	2																	
TOTAL	19	97	5.1	15	0	TOTAL	31	151	4.9	19	2	TOTAL	34	20	267	0/0	1	44	1	81.4								
PASSING	ATT	CMP	YDS	TD	LG	IN	Rtg.	PASSING	ATT	CMP	YDS	TD	LG	IN	Rtg.	PASSING	ATT	CMP	YDS	TD	LG	IN	Rtg.					
W. Moon	36	27	325	0/0	3	49	118.4	J. Elway	33	19	257	0/0	1	44	1	80.0	J. Elway	33	19	257	0/0	1	44	1	80.0			
								S. Sewell	1	1	10	0/0	0	10	0	108.3	S. Sewell	1	1	10	0/0	0	10	0	108.3			
TOTAL	36	27	325	0/0	3	49	118.4	TOTAL	34	20	267	0/0	1	44	1	81.4	TOTAL	34	20	267	0/0	1	44	1	81.4			
PASS RECEIVING	NO	YDS	AVG	LG	TD	PASS RECEIVING	NO	YDS	AVG	LG	TD	PASS RECEIVING	NO	YDS	AVG	LG	TD	PASS RECEIVING	NO	YDS	AVG	LG	TD					
H. Jeffries	7	99	14.1	49	1	V. Johnson	5	78	15.6	44	1	V. Johnson	5	78	15.6	44	1	V. Johnson	5	78	15.6	44	1					
E. Givins	6	111	18.5	29	0	M. Young	4	85	21.3	32	0	M. Young	4	85	21.3	32	0	M. Young	4	85	21.3	32	0					
C. Duncan	6	40	6.7	11	1	S. Sewell	3	28	9.3	16	0	S. Sewell	3	28	9.3	16	0	S. Sewell	3	28	9.3	16	0					
L. White	5	35	7.0	10	0	S. Sharpe	3	20	6.7	7	0	S. Sharpe	3	20	6.7	7	0	S. Sharpe	3	20	6.7	7	0					
D. Hill	2	21	10.5	12	1	R. Nattiel	2	27	13.5	23	0	R. Nattiel	2	27	13.5	23	0	R. Nattiel	2	27	13.5	23	0					
T. Jones	1	19	19.0	19	0	D. Russell	1	20	20.0	20	0	D. Russell	1	20	20.0	20	0	D. Russell	1	20	20.0	20	0					
						C. Kay	1	8	8.0	8	0	C. Kay	1	8	8.0	8	0	C. Kay	1	8	8.0	8	0					
						G. Green	1	1	1.0	1	0	G. Green	1	1	1.0	1	0	G. Green	1	1	1.0	1	0					
TOTAL	27	325	12.0	49	3	TOTAL	20	267	13.4	44	1	TOTAL	20	267	13.4	44	1	TOTAL	20	267	13.4	44	1					
INTERCEPTIONS	NO	YDS	AVG	LG	TD	INTERCEPTIONS	NO	YDS	AVG	LG	TD	INTERCEPTIONS	NO	YDS	AVG	LG	TD	INTERCEPTIONS	NO	YDS	AVG	LG	TD					
R. Johnson	1	25	25.0	25	0	S. Atwater	1	0	0.0	0	0	R. Johnson	1	0	0.0	0	0	S. Atwater	1	0	0.0	0	0					
TOTAL	1	25	25.0	25	0	TOTAL	1	0	0.0	0	0	TOTAL	1	0	0.0	0	0	TOTAL	1	0	0.0	0	0					
PUNTING	NO	YDS	AVG	NET	TB	IN20	LG	PUNTING	NO	YDS	AVG	NET	TB	IN20	LG	PUNTING	NO	YDS	AVG	NET	TB	IN20	LG					
G. Montgomery	1	44	44.0	44.0	0	1	44	M. Horan	2	81	40.5	40.5	0	0	43	G. Montgomery	1	44	44.0	44.0	0	0	43					
TOTAL	1	44	44.0	44.0	0	1	44	TOTAL	2	81	40.5	40.5	0	0	43	TOTAL	1	44	44.0	44.0	0	0	43					
PUNT RETURNS	NO	YDS	AVG	FC	LG	TD	PUNT RETURNS	NO	YDS	AVG	FC	LG	TD	PUNT RETURNS	NO	YDS	AVG	FC	LG	TD	PUNT RETURNS	NO	YDS	AVG	FC	LG	TD	
P. Coleman	0	0	0.0	1	—	0	(DOWNED)	1	0	0.0	0	—	0	(DOWNED)	1	0	0.0	0	—	0	(DOWNED)	1	0	0.0	0	—	0	
(OUT OF BOUNDS)	1	0	0.0	0	—	0	RETURNS	0	0	0.0	0	—	0	RETURNS	0	0	0.0	0	—	0	RETURNS	0	0	0.0	0	—	0	
RETURNS	0	0	0.0	1	—	0	RETURNS	0	0	0.0	0	—	0	RETURNS	0	0	0.0	0	—	0	RETURNS	0	0	0.0	0	—	0	
KICKOFF RETURNS	NO	YDS	AVG	FC	LG	TD	KICKOFF RETURNS	NO	YDS	AVG	FC	LG	TD	KICKOFF RETURNS	NO	YDS	AVG	FC	LG	TD	KICKOFF RETURNS	NO	YDS	AVG	FC	LG	TD	
P. Coleman	3	36	12.0	0	15	0	A. Montgomery	4	88	22.0	0	30	0	A. Montgomery	4	88	22.0	0	30	0	A. Montgomery	4	88	22.0	0	30	0	
A. Pinkett	3	46	15.3	0	22	0	(TOUCHBACK)	1	0	0.0	0	—	0	(TOUCHBACK)	1	0	0.0	0	—	0	(TOUCHBACK)	1	0	0.0	0	—	0	
RETURNS	6	82	13.7	0	22	0	RETURNS	4	88	22.0	0	30	0	RETURNS	4	88	22.0	0	30	0	RETURNS	4	88	22.0	0	30	0	
Houston Oilers	Own	Opp.	Out	Houston Oilers	Own	Opp.	Out	Denver Broncos	Own	Opp.	Out	Denver Broncos	Own	Opp.	Out	Denver Broncos	Own	Opp.	Out	Denver Broncos	Own	Opp.	Out					
FUMBLES	Fum	Lost	Rec.	Yds	TD	FF	Rec.	Yds	TD	Bnds	FUMBLES	Fum	Lost	Rec.	Yds	TD	FF	Rec.	Yds	TD	Bnds	FUMBLES	Fum	Lost	Rec.	Yds	TD	Bnds
A. Smith	0	0	0	0	0	1	0	0	0	0	A. Smith	0	0	0	0	0	0	0	0	0	0	A. Smith	0	0	0	0	0	0
B. Orlando	0	0	0	0	0	1	0	0	0	0	B. Orlando	0	0	0	0	0	0	0	0	0	0	B. Orlando	0	0	0	0	0	0
TOTAL	0	0	0	0	0	2	0	0	0	0	TOTAL	3	0	2	0	0	0	0	0	0	0	TOTAL	3	0	2	0	0	0

### FINAL TEAM STATISTICS

	OILERS	BRONCOS		OILERS	BRONCOS
TOTAL FIRST DOWNS	23	26	PUNTS Number and Average	1-44	2-40.5
By Rushing	7	13	Had Blocked	0	0
By Passing	14	12	FGs – PATs Had Blocked	0-0	0-0
By Penalty	2	1	TOTAL RETURN YARDAGE (Not Including Kickoffs)	25	0
THIRD DOWN EFFICIENCY	5-8-63%	5-11-45%	No. and Yards Punt Returns	0-0	0-0
FOURTH DOWN EFFICIENCY	0-0-0%	3-3-100%	No. and Yards Kickoff Returns	6-82	4-88
TOTAL NET YARDS	422	418	No. and Yards Interception Returns	1-25	1-0
Total Offensive Plays (inc. times thrown passing)	55	65	PENALTIES Number and Yards	13-85	6-70
Average gain per offensive play	7.7	6.4	FUMBLES Number and Lost	0-0	3-0
NET YARDS RUSHING	97	151	TOUCHDOWNS	3	3
Total Rushing Plays	19	31	Rushing	0	2
Average gain per rushing play	5.1	4.9	Passing	3	1
NET YARDS PASSING	325	267	Returns	0	0
Times thrown – yards lost attempting to pass	0-0	0-0	EXTRA POINTS Made-Attempts	3-3	2-3
Gross yards passing	325	267	FIELD GOALS Made-Attempts	1-2	2-2
PASS ATTEMPTS-COMPLETIONS-HAD INTERCEPTED	36-27-1	34-20-1	SAFETIES	0	0
Average gain per pass play (inc. # thrown passing)	9.0	7.9	FINAL SCORE	24	26
KICKOFFS Number-In End Zone-Touchbacks	5-1-1	6-0-0	TIME OF POSSESSION	30:26	29:34



## San Francisco 55, Denver 10

Sunday, Jan. 28, 1990 • 4:23 p.m. CST • Louisiana Superdome • New Orleans

WEATHER: Indoors • ATTENDANCE: 72,919 • TIME: 3:21

## Super Bowl XXIV



The San Francisco 49ers captured their fourth World Championship with a 55-10 victory against Denver in Super Bowl XXIV at the Louisiana Superdome in front of 72,919 fans. San Francisco quarterback Joe Montana completed 22-of-29 passes for 297 yards with five touchdowns, including three to wide receiver Jerry Rice.

The 49ers scored two touchdowns in every quarter and out-gained the Broncos 461 yards to 167. After stopping Denver on the game's initial possession, San Francisco drove 66 yards in 10 plays, scoring on a 20-yard pass from Montana to Rice. The Broncos' next possession covered 49 yards in 10 plays and resulted in a 42-yard field goal by David Treadwell.

After limiting the 49ers to four yards on their next drive, Denver took possession on its own 49, but on first down, running back Bobby Humphrey fumbled and defensive end Kevin Fagan recovered for San Francisco on its 46. That turnover led to a 7-yard touchdown pass from Montana to tight end Brent Jones, and after a failed extra point attempt, San Francisco led 13-3 with three seconds left in the first quarter.

The Broncos failed to cross midfield in the second quarter while the 49ers scored on a 1-yard run by running back Tom Rathman and a 38-yard pass from Montana to Rice, taking a 27-3 lead into halftime.

San Francisco was unable to move the ball on the opening possession of the second half, but Elway was intercepted on the first play of Denver's next drive to give the 49ers possession on the Broncos' 28. On first down, Montana threw a touchdown pass to Rice to put his team up 34-3 with 2:12 gone in the third quarter.

The next Denver drive also ended with an interception, leading to a 35-yard scoring pass from Montana to John Taylor.

The Broncos, spurred by a 34-yard run by Humphrey, moved 61 yards in five plays and a penalty to score on a 3-yard run by Elway. San Francisco roared back with an 11-play, 75-yard drive that ended with a 3-yard touchdown run by Rathman. Following another Broncos fumble, running back Roger Craig plowed into the end zone on a 1-yard run to round out the scoring early in the fourth quarter and give the 49ers a 55-10 victory.

## OFFICIALS:

Referee — Dick Jorgensen (60); Umpire — Hendi Ancich (115); Line Judge — Ron Blum (83); Side Judge — Gerry Austin (34); Head Linesman — Earnie Frantz (111); Back Judge — Al Jury (106); Field Judge — Don Orr (77).

	1	2	3	4	OT	TOTAL	FIELD GOALS (made ( ) & missed)
VISITOR	San Francisco 49ers	13	14	14	14	55	
HOME	Denver Broncos	3	0	7	0	10	D. Treadwell (42)

Team	Qtr	Clock Time	PLAY DESCRIPTION (Extra Point) (Drive Info)	Score Visitor	Score Home
49ERS	1	4:54	J. Rice 20 yd. pass from J. Montana (M. Cofer, kick) (10-66, 3:59)	7	0
BRONCOS	1	8:13	D. Treadwell 42 yd. Field Goal (10-49, 3:19)	7	3
49ERS	1	14:57	B. Jones 7 yd. pass from J. Montana (No good, WR) (10-54, 5:15)	13	3
49ERS	2	7:45	T. Rathman 1 yd. run (M. Cofer, kick) (14-69, 7:07)	20	3
49ERS	2	14:26	J. Rice 38 yd. pass from J. Montana (M. Cofer, kick) (5-59, 1:04)	27	3
49ERS	3	2:12	J. Rice 28 yd. pass from J. Montana (M. Cofer, kick) (1-28, 0:06)	34	3
49ERS	3	5:16	J. Taylor 35 yd. pass from J. Montana (M. Cofer, kick) (2-37, 0:48)	41	3
BRONCOS	3	8:07	J. Elway 3 yd. run (D. Treadwell, kick) (5-61, 2:51)	41	10
49ERS	4	0:03	T. Rathman 3 yd. run (M. Cofer, kick) (11-75, 6:56)	48	10
49ERS	4	1:13	R. Craig 1 yd. run (M. Cofer, kick) (1-1, 0:04)	55	10

## DENVER BRONCOS

OFFENSE			DEFENSE		
WR	82	V. Johnson	LE	92	A. Carreker
LT	60	G. Perry	NT	71	G. Kragen
LG	66	J. Juriga	RE	90	R. Holmes
C	72	K. Kartz	LOLB	56	M. Brooks
RG	67	D. Widell	LILB	55	R. Dennison
RT	76	K. Lanier	RILB	77	K. Mecklenburg
TE	89	O. Mobley	ROLB	73	S. Fletcher
WR	80	M. Jackson	LCB	34	T. Braxton
QB	7	J. Elway	RCB	24	W. Henderson
RB	30	S. Sewell	SS	49	D. Smith
RB	26	B. Humphrey	FS	27	S. Atwater

BRONCOS SUBSTITUTIONS: P 2 M. Horan, QB 8 G. Kubiak, K 9 D. Treadwell, RB 23 S. Winder, S 25 K. Corrington, CB 29 D. Carrington, RB 32 M. Bratton, RB 35 K. Bell, CB 36 M. Haynes, S 48 R. Robbins, LB 51 M. Munford, G/C 54 K. Bishop, LB 58 S. Curtis, LB 59 T. Lucas, DE/NT 61 A. Townsend, G 65 M. Smith, DE/NT 68 B. Henke, WR 83 M. Young, WR 84 R. Nattiel, TE 86 P. Green, TE 88 C. Kay, DE 91 W. Powers, LB 97 B. Klosterman. INACTIVE: RB 40 J. Alexander, C 57 M. Ruether.

## SAN FRANCISCO 49ERS

OFFENSE			DEFENSE		
WR	82	J. Taylor	LE	78	P. Holt
LT	77	W. Paris	RE	95	M. Carter
LG	62	G. McIntyre	NT	75	K. Fagan
C	61	J. Sapolu	LOLB	94	C. Haley
RG	69	B. Collie	LILB	54	M. Millen
RT	79	H. Barton	RILB	99	M. Walter
TE	84	B. Jones	ROLB	58	K. Turner
WR	80	J. Rice	LCB	26	D. Pollard
QB	16	J. Montana	RCB	29	D. Griffin
RB	33	R. Craig	SS	31	C. Brooks
RB	44	T. Rathman	FS	42	R. Lott

49ERS SUBSTITUTIONS: K 6 M. Cofer, QB 8 S. Young, P 9 B. Helton, CB 21 E. Wright, CB 22 T. McKyer, RB 23 S. Tillman, RB 24 H. Sydney, RB 32 T. Flagler, S 40 J. Jackson, LB 53 B. Romanowski, LB 56 S. Hendrickson, LB 59 K. DeLong, C/G 60 C. Thomas, NT 64 J. Burt, G 66 T. Tausch, NT 67 P. Kulger, T 74 S. Wallace, TE 81 J. Williams, WR 85 M. Wilson, WR 88 M. Sherrard, TE 89 W. Walls, DE 91 L. Roberts, DE/LB 96 D. Stubbs. INACTIVE: QB 13 S. Bono, LB 98 A. Goss.

## FINAL INDIVIDUAL STATISTICS

San Francisco 49ers												Denver Broncos											
RUSHING	ATT	YDS	AVG	LG	TD	RUSHING	ATT	YDS	AVG	LG	TD	RUSHING	ATT	YDS	AVG	LG	TD						
R. Craig	20	69	3.5	18	1	B. Humphrey	12	61	5.1	34	0	J. Elway	4	8	2.0	3	1						
T. Rathman	11	38	3.5	18	2	J. Elway	4	8	2.0	3	1	S. Winder	1	-5	-5.0	-5	0						
J. Montana	2	15	7.5	10	0																		
T. Flagler	6	14	2.3	10	0																		
S. Young	4	6	1.5	11	0																		
H. Sydney	1	2	2.0	2	0																		
TOTAL	44	144	3.3	18	3	TOTAL	17	64	3.8	34	1	TOTAL	17	64	3.8	34	1						
PASSING	ATT	CMP	YDS	TKD/YD	TD	LG	INT	Rtg.	PASSING	ATT	CMP	YDS	TKD/YD	TD	LG	INT	Rtg.						
J. Montana	29	22	297	1/0	5	38	0	147.6	J. Elway	26	10	108	4/30	0	27	2	19.4						
S. Young	3	2	20	0/0	0	13	0	85.4	G. Kubiak	3	1	28	2/3	0	28	0	68.8						
TOTAL	32	24	317	1/0	5	38	0	145.4	TOTAL	29	11	136	6/33	0	28	2	24.5						
PASS RECEIVING	NO	YDS	AVG	LG	TD	PASS RECEIVING	NO	YDS	AVG	LG	TD	PASS RECEIVING	NO	YDS	AVG	LG	TD						
J. Rice	7	148	21.1	38	3	B. Humphrey	3	38	12.7	27	0	S. Sewell	2	22	11.0	12	0						
R. Craig	5	34	6.8	12	0	S. Sewell	2	22	11.0	12	0	V. Johnson	2	21	10.5	13	0						
T. Rathman	4	43	10.8	18	0	V. Johnson	2	21	10.5	13	0	R. Nattiel	1	28	28.0	28	0						
J. Taylor	3	49	16.3	35	1	R. Nattiel	1	28	28.0	28	0	M. Bratton	1	14	14.0	14	0						
M. Sherrard	1	13	13.0	13	0	M. Bratton	1	14	14.0	14	0	S. Winder	1	7	7.0	7	0						
W. Walls	1	9	9.0	9	0	S. Winder	1	7	7.0	7	0	C. Kay	1	6	6.0	6	0						
B. Jones	1	7	7.0	7	1	C. Kay	1	6	6.0	6	0												
H. Sydney	1	7	7.0	7	0																		
J. Williams	1	7	7.0	7	0																		
TOTAL	24	317	13.2	38	5	TOTAL	11	136	12.4	28	0	TOTAL	11	136	12.4	28	0						
INTERCEPTIONS	NO	YDS	AVG	LG	TD	INTERCEPTIONS	NO	YDS	AVG	LG	TD	INTERCEPTIONS	NO	YDS	AVG	LG	TD						
M. Walter	1	4	4.0	4	0																		
C. Brooks	1	38	38.0	38	0																		
TOTAL	2	42	21.0	38	0	TOTAL	0	0	0.0	—	0	TOTAL	0	0	0.0	—	0						
PUNTING	NO	YDS	AVG	NET	TB	INT	LG	PUNTING	NO	YDS	AVG	NET	TB	INT	LG								
B. Helton	4	158	39.5	36.8	0	2	47	M. Horan	6	231	38.5	32.2	0	0	4								
TOTAL	4	158	39.5	36.8	0	2	47	TOTAL	6	231	38.5	32.2	0	0	4								
PUNT RETURNS	NO	YDS	AVG	FC	LG	TD	PUNT RETURNS	NO	YDS	AVG	FC	LG	TD										
J. Taylor	3	38	12.7	2	17	0	V. Johnson	2	11	5.5	1	7	0										
(OUT OF BOUNDS)	1	0	0.0	0	—	0	(DOWNED)	1	0	0.0	0	—	0										
RETURNS	3	38	12.7	2	17	0	RETURNS	2	11	5.5	1	7	0										
KICKOFF RETURNS	NO	YDS	AVG	FC	LG	TD	KICKOFF RETURNS	NO	YDS	AVG	FC	LG	TD										
T. Flagler	3	49	16.3	0	22	0	D. Carrington	6	146	24.3	0	39	0										
							K. Bell	2	41	20.5	0	24	0										
							M. Bratton	1	9	9.0	0	9	0										
RETURNS	3	49	16.3	0	22	0	RETURNS	9	196	21.8	0	39	0										
San Francisco 49ers	Fum	Lost	Own Rec.	Yds	TD	Opp. Rec.	Yds	TD	Out Bnds	Denver Broncos	Fum	Lost	Own Rec.	Yds	TD	Opp. Rec.	Yds	TD	Out Bnds				
K. Fagan	0	0	0	0	0	1	0	0	0	B. Humphrey	1	1	0	0	0	0	0	0	0				
C. Brooks	0	0	0	0	0	1	0	0	0	J. Elway	2	1	1	-1	0	0	0	0	0				
D. Griffin	0	0	0	0	0	1	0	0	0														
D. Stubbs	0	0	0	0	0	1	15	0	0														
TOTAL	0	0	0	0	0	2	2	15	0	TOTAL	3	2	1	-1	0	0	0	0	0				

## FINAL TEAM STATISTICS

49ERS				BRONCOS				49ERS				BRONCOS			
TOTAL FIRST DOWNS				28	12	PUNTS Number and Average				4-39.5	6-38.5				
By Rushing				14	5	Had Blocked				0	0				
By Passing				14	6	FGs — PATs Had Blocked				0-0	0-0				
By Penalty				0	1	TOTAL RETURN YARDAGE (Not Including Kickoffs)				80	11				
THIRD DOWN EFFICIENCY				8-15-53%	3-11-27%	No. and Yards Punt Returns				3-38	2-11				
FOURTH DOWN EFFICIENCY				2-2-100%	0-0-0%	No. and Yards Kickoff Returns				3-49	9-196				
TOTAL NET YARDS				461	167	No. and Yards Interception Returns				2-42	0-0				
Total Offensive Plays (inc. times thrown passing)				77	52	PENALTIES Number and Yards				4-38	0-0				
Average gain per offensive play				6.0	3.2	FUMBLES Number and Lost				0-0	3-2				
NET YARDS RUSHING				144	64	TOUCHDOWNS				8	1				
Total Rushing Plays				44	17	Rushing				3	1				
Average gain per rushing play				3.3	3.8	Passing				5	0				
NET YARDS PASSING				317	103	EXTRA POINTS Made-Attempts				7-8	1-1				
Times thrown — yards lost attempting to pass				1-0	6-33	FIELD GOALS Made-Attempts				0-0	0-1				
Gross yards passing				317	136	SAFETIES				0	0				
PASS ATTEMPTS-COMPLETIONS-HAD INTERCEPTED				32-24-0	29-11-2	FINAL SCORE				55	10				
Average gain per pass play (inc. # thrown passing)				9.6	2.9	TIME OF POSSESSION				39:31	20:29				
KICKOFFS Number-In End Zone-Touchbacks				9-3-0	3-0-0										

## BRONCOS DEFENSIVE STATISTICS

(based on unofficial press box statistics)																	
PLAYER	UT	A	TT	S-YDS	I-YDS	PD	FF	FR	PLAYER	UT	A	TT	S-YDS	I-YDS	PD	FF	FR
T. Braxton	8	0	8	1-0	0-0	2	0	0	M. Brooks	3	0	3	0-0	0-0	0	0	0
S. Atwater	4	4	8	0-0	0-0	0	0	0	A. Carreker	2	1	3	0-0	0-0	0	0	0
M. Munford	5	1	6	0-0	0-0	0	0	0	A. Townsend	2	1	3	0-0	0-0	0	0	0
W. Henderson	5	0	5	0-0	0-0	1	0	0	D. Carrington	2	0	2	0-0	0-0	0	0	0
R. Dennison	5	0	5	0-0	0-0	0	0	0	W. Powers	2	0	2	0-0	0-0	0	0	0
S. Fletcher	5	0	5	0-0	0-0	0	0	0	T. Lucas	1	1	2	0-0	0-0	0	0	0
S. Curtis	4	1	5	0-0	0-0	0	0	0	K. Corrington	1	0	1	0-0	0-0	0	0	0
G. Kragen	4	0	4	0-0	0-0	0	0	0	K. Mecklenburg	1	0	1	0-0	0-0	0	0	0
R. Holmes	3	1	4	0-0	0-0	0	0	0	TEAM TOTALS	58	13	71	1-0	0-0	3	0	0
D. Smith	1	3	4	0-0	0-0	0	0	0									





## Denver 37, Cleveland 21

Sunday, Jan. 14, 1990 • 11:30 a.m. MST • Mile High Stadium • Denver

WEATHER: Sunny, 53°, Wind W 10 mph • ATTENDANCE: 76,005 • TIME: 3:28

## 1989 AFC Championship Game

The Denver Broncos won their third American Football Conference Championship in four years with a dynamic 37-21 victory over Cleveland before 76,005 fans at Mile High Stadium.

Broncos quarterback John Elway threw for 385 yards and three touchdowns, running back Sammy Winder tied a Denver postseason record with two touchdowns and strong safety Dennis Smith nabbed two of the Broncos' three interceptions. Denver also totaled 497 yards of total offense, averaging 6.5 yards on 76 plays.

The Broncos took the opening kickoff and drove to the Cleveland 1, but on third down, Elway's pitch to running back Bobby Humphrey was fumbled and the Browns' Andrew Stewart recovered on the 8. With five minutes left in the first quarter, Smith picked off a Bernie Kosar pass and returned it to the Cleveland 32. Denver moved to the Cleveland 12 but had to settle for a 29-yard field goal by David Treadwell.

Neither team mounted scoring drives until the Broncos took possession on their own 18 with 6:54 left in the half. On first down, Elway hit wide receiver Mark Jackson for 12 yards, and three plays later he connected with wide receiver Michael Young for a 70-yard touchdown that put Denver ahead 10-0 at the half.

The Browns took the opening kickoff of the second half and drove 70 yards in eight plays, scoring on a 27-yard pass from Kosar to Brian Brennan. Denver roared right back on its next possession, going 80 yards in six plays and scoring on a 5-yard pass from Elway to tight end Orson Mobley on a drive sparked by a 53-yard Young reception.

The Broncos began their next possession at their 40-yard line, and buoyed by a 25-yard run by Elway, covered 60 yards in six plays and scored on a 7-yard run by Winder, making the score 24-7 late in the third quarter.

The Browns needed just six plays to go 72 yards and score on a 10-yard Kosar-to-Brennan pass, and two plays into Denver's next drive, Cleveland's Felix Wright recovered a Denver fumble and returned it to the Broncos' 1. On second down, Tim Manoa barreled in from the 2, cutting Denver's lead to 24-21 with one second left in the third quarter.

The Broncos shut out the Browns in the fourth quarter while posting 13 points of their own. A 39-yard touchdown grab by Winder along with two Treadwell field goals accounted for Denver's final points of the afternoon.

## OFFICIALS:

**Referee** — Dick Hantak (105); **Umpire** — Art Demmas (78); **Line Judge** — Bill Reynolds (53); **Side Judge** — Nate Jones (97); **Head Linesman** — Dale Williams (8); **Back Judge** — Paul Bartz (22); **Field Judge** — Jack Vaughan (93).

	1	2	3	4	OT	TOTAL	FIELD GOALS (made ( ) & missed)
VISITOR	Cleveland Browns	0	0	21	0	21	
HOME	Denver Broncos	3	7	14	13	37	D. Treadwell (29) 54B (34) (31)

Team	Qtr	Clock Time	PLAY DESCRIPTION (Extra Point) (Drive Info)	SCORE Visitor	Home
BRONCOS	1	12:59	D. Treadwell 29 yd. Field Goal (5-20, 2:46)	0	3
BRONCOS	2	9:03	M. Young 70 yd. pass from J. Elway (D.Treadwell, kick) (4-82, 0:57)	0	10
BROWNS	3	3:19	B. Brennan 27 yd. pass from B. Kosar (M. Bahr, kick) (8-70, 3:19)	7	10
BRONCOS	3	7:00	O. Mobley 5 yd. pass from J. Elway (D. Treadwell, kick) (6-80, 3:41)	7	17
BRONCOS	3	10:41	S. Winder 7 yd. run (D. Treadwell, kick) (6-60, 2:41)	7	24
BROWNS	3	12:48	B. Brennan 10 yd. pass from B. Kosar (M. Bahr, kick) (6-72, 2:07)	14	24
BROWNS	3	14:59	T. Manoa 2 yd. run (M. Bahr, kick) (2-1, 1:12)	21	24
BRONCOS	4	2:25	S. Winder 39 yd. pass from J. Elway (D. Treadwell, kick) (6-80, 2:26)	21	31
BRONCOS	4	6:38	D. Treadwell 34 yd. Field Goal (7-22, 3:48)	21	34
BRONCOS	4	13:00	D. Treadwell 31 yd. Field Goal (10-34, 6:50)	21	37

## DENVER BRONCOS

OFFENSE			DEFENSE		
WR	82	V. Johnson	LE	92	A. Carreker
LT	60	G. Perry	NT	71	G. Kragen
LG	66	J. Juriga	RE	90	R. Holmes
C	72	K. Kartz	LOLB	56	M. Brooks
RG	67	D. Widell	LILB	55	R. Dennison
RT	76	K. Lanier	RILB	77	K. Mecklenburg
TE	87	P. Kelly	ROLB	73	S. Fletcher
WR	80	M. Jackson	LCB	34	T. Braxton
QB	7	J. Elway	RCB	24	W. Henderson
FB	32	M. Bratton	SS	49	D. Smith
RB	26	B. Humphrey	FS	27	S. Atwater

**BRONCOS SUBSTITUTIONS:** P 2 M. Horan, QB 8 G. Kubiak, K 9 D. Treadwell, RB 23 S. Winder, S 25 K. Corrington, CB 29 D. Carrington, RB 30 S. Sewell, RB 35 K. Bell, CB 36 M. Haynes, S 48 R. Robbins, LB 51 M. Munford, G/C 54 K. Bishop, LB 58 S. Curtis, LB 59 T. Lucas, DE/NT 61 A. Townsend, G 65 M. Smith, DE/NT 68 B. Henke, WR 83 M. Young, WR 84 R. Nattiel, TE 88 C. Kay, TE 89 O. Mobley, DE 91 W. Powers, LB 97 B. Klosterman. **INACTIVE:** RB 40 J. Alexander, C 57 M. Ruether.

## CLEVELAND BROWNS

OFFENSE			DEFENSE		
WR	84	W. Slaughter	LDE	60	A. Baker
LT	74	P. Farren	LDOT	78	C. Hairston
LG	68	T. Banker	RDT	92	M. Perry
C	73	G. Rakoczy	RDE	97	R. Banks
RG	66	T. Jones	LLB	57	C. Matthews
RT	63	C. Risien	MLB	59	M. Johnson
TE	82	O. Newsome	RLB	56	D. Grayson
WR	88	R. Langhorne	LCB	31	F. Minnifield
QB	19	B. Kosar	RCB	29	H. Dixon
RB	21	E. Metcalf	SS	22	F. Wright
FB	34	K. Mack	FS	30	T. Gash

**BROWNS SUBSTITUTIONS:** K 9 M. Bahr, QB 10 M. Pagel, P 15 B. Wagner, CB 23 M. Harper, RB 26 K. Jones, RB 33 M. Oliphant, RB 35 B. Redden, S 40 K. Kramer, FB 42 T. Manoa, S 49 R. Lyons, LB 50 V. Walters, LB 51 E. Johnson, LB 58 C. Charlton, C 64 T. Baugh, DE 71 T. Gibson, DL 75 C. Pike, T 77 R. Bolden, WR 85 L. Tillman, WR 86 B. Brennan, TE 87 R. Middleton, WR 89 G. McNeil, DE 96 A. Stewart. **DID NOT PLAY:** DB 24 T. Blaylock. **INACTIVE:** T 70 K. Simons, T 72 K. Robbins.

## FINAL INDIVIDUAL STATISTICS

Cleveland Browns												Denver Broncos											
RUSHING	ATT	YDS	AVG	LG	TD	RUSHING	ATT	YDS	AVG	LG	TD												
K. Mack	6	36	6.0	19	0	J. Elway	5	39	7.8	25	0												
B. Kosar	2	22	11.0	16	0	S. Winder	21	37	1.8	9	1												
T. Manoa	2	5	2.5	3	1	B. Humphrey	8	23	2.9	9	0												
E. Metcalf	3	4	1.3	2	0	S. Sewell	4	17	4.3	12	0												
R. Langhorne	1	-1	-1.0	-1	0	M. Bratton	1	4	4.0	4	0												
TOTAL	14	66	4.7	19	1	TOTAL	39	120	3.1	25	1												
PASSING	ATT	CMP	YDS	TD	LG	IN	Rtg.	PASSING	ATT	CMP	YDS	TD	LG	IN	Rtg.								
B. Kosar	44	19	210	4/20	2	27	3	44.7	J. Elway	36	20	385	1/8	3	70								
TOTAL	44	19	210	4/20	2	27	3	44.7	TOTAL	36	20	385	1/8	3	70								
PASS RECEIVING	NO	YDS	AVG	LG	TD	PASS RECEIVING	NO	YDS	AVG	LG	TD												
R. Langhorne	5	78	15.6	27	0	V. Johnson	7	91	13.0	23	0												
B. Brennan	5	58	11.6	27	2	S. Sewell	3	55	18.3	43	0												
W. Slaughter	3	36	12.0	16	0	M. Young	2	123	61.5	70	1												
K. Mack	2	8	4.0	5	0	S. Winder	2	39	19.5	39	1												
E. Metcalf	2	7	3.5	4	0	M. Jackson	2	25	12.5	13	0												
L. Tillman	1	15	15.0	15	0	O. Mobley	2	22	11.0	17	1												
T. Manoa	1	8	8.0	8	0	B. Humphrey	1	23	23.0	23	0												
TOTAL	19	210	11.1	27	2	M. Bratton	1	7	7.0	7	0												
TOTAL						TOTAL	20	385	19.3	70	3												
INTERCEPTIONS	NO	YDS	AVG	LG	TD	INTERCEPTIONS	NO	YDS	AVG	LG	TD												
						D. Smith	2	13	6.5	9	0												
						K. Corrington	1	1	1.0	1	0												
TOTAL	0	0	0.0	—	0	TOTAL	3	14	4.7	9	0												
PUNTING	NO	YDS	AVG	NET	TB	IN20	LG	PUNTING	NO	YDS	AVG	NET	TB	IN20	LG								
B. Wagner	8	338	42.3	35.3	1	1	52	M. Horan	5	232	46.4	37.0	2	1	61								
TOTAL	8	338	42.3	35.3	1	1	52	TOTAL	5	232	46.4	37.0	2	1	61								
PUNT RETURNS	NO	YDS	AVG	FC	LG	TD	PUNT RETURNS	NO	YDS	AVG	FC	LG	TD										
G. McNeil	1	7	7.0	1	7	0	V. Johnson	4	36	9.0	0	11	0										
(DOWNED)	1	0	0.0	0	—	0	(DOWNED)	3	0	0.0	0	—	0										
(TOUCHBACK)	2	0	0.0	0	—	0	(TOUCHBACK)	1	0	0.0	0	—	0										
RETURNS	1	7	7.0	1	7	0	RETURNS	4	36	9.0	0	11	0										
KICKOFF RETURNS	NO	YDS	AVG	FC	LG	TD	KICKOFF RETURNS	NO	YDS	AVG	FC	LG	TD										
E. Metcalf	6	118	19.7	0	28	0	(TOUCHBACK)	4	0	0.0	0	—	0										
K. Jones	1	12	12.0	0	12	0																	
(TOUCHBACK)	1	0	0.0	0	—	0																	
RETURNS	7	130	18.6	0	28	0	RETURNS	0	0	0.0	0	0	0										
Cleveland Browns	Fum	Lost	Own Rec.	Yds	TD	FF	Rec.	Yds	TD	Out Bnds	Denver Broncos	Fum	Lost	Own Rec.	Yds	TD	FF	Rec.	Yds	TD	Out Bnds		
A. Stewart	0	0	0	0	0	0	1	0	0	0	J. Elway	1	1	0	-6	0	0	0	0	0	0		
K. Mack	2	0	1	0	0	0	0	0	0	0	M. Bratton	1	1	0	0	0	0	0	0	0	0		
B. Kosar	1	0	2	0	0	0	0	0	0	0													
F. Wright	0	0	0	0	0	0	1	27	0	0													
TOTAL	3	0	3	0	0	0	2	27	0	0	TOTAL	2	2	0	-6	0	0	0	0	0	0		

## FINAL TEAM STATISTICS

	BROWNS		BRONCOS			BROWNS		BRONCOS	
TOTAL FIRST DOWNS	14	22	PUNTS Number and Average			8-42.3	5-46.4		
By Rushing	3	6	Had Blocked			0	0		
By Passing	11	14	FGs – PATs Had Blocked			0-0	1-0		
By Penalty	0	2	TOTAL RETURN YARDAGE (Not Including Kickoffs)			7	50		
THIRD DOWN EFFICIENCY	3-13-23%	9-18-50%	No. and Yards Punt Returns			1-7	4-36		
FOURTH DOWN EFFICIENCY	0-1-0%	0-0-0%	No. and Yards Kickoff Returns			7-130	0-0		
TOTAL NET YARDS	256	497	No. and Yards Interception Returns			0-0	3-14		
Total Offensive Plays (inc. times thrown passing)	62	76	PENALTIES Number and Yards			8-55	1-5		
Average gain per offensive play	4.1	6.5	FUMBLES Number and Lost			3-0	2-22		
NET YARDS RUSHING	66	120	TOUCHDOWNS			3	4		
Total Rushing Plays	14	39	Rushing			1	1		
Average gain per rushing play	4.7	3.1	Passing			2	3		
NET YARDS PASSING	190	377	Returns			0	0		
Times thrown – yards lost attempting to pass	4-20	1-8	EXTRA POINTS Made-Attempts			3-3	4-4		
Gross yards passing	210	385	FIELD GOALS Made-Attempts			0-0	3-4		
PASS ATTEMPTS-COMPLETIONS-HAD INTERCEPTED	44-19-3	36-20-0	SAFETIES			0	0		
Average gain per pass play (inc. # thrown passing)	4.0	10.2	FINAL SCORE			21	37		
KICKOFFS Number-In End Zone-Touchbacks	4-4-4	8-1-1	TIME OF POSSESSION			23:07	36:53		



## Denver 24, Pittsburgh 23

Sunday, Jan. 7, 1990 • 2 p.m. MST • Mile High Stadium • Denver

WEATHER: Sunny, 55°, Wind W 6 mph • ATTENDANCE: 75,868 • TIME: 2:57

### 1989 AFC Divisional Playoff Game

The Denver Broncos advanced to their third AFC Championship Game in four years with a come-from-behind 24-23 victory against the Steelers before 75,868 fans at Mile High Stadium. Although Pittsburgh held the upper hand in total yards (404 to 364) and time of possession (34:14 to 25:46), Denver was able to mount a late fourth quarter drive and score the winning touchdown with just 2:27 remaining.

The Steelers took the opening kickoff and drove 65 yards in 13 plays, scoring on a 32-yard Gary Anderson field goal. Following a 45-yard run by Merrill Hoge and a 33-yard Bubby Brister-to-Tim Worley pass play, the Steelers were knocking on the door again and scored three plays later on a 7-yard run by Hoge. The score put Pittsburgh ahead 10-0 with 1:38 gone in the second quarter.

The Broncos took their first possession of the second quarter and drove 75 yards in 12 plays to score on a 1-yard plunge by running back Mel Bratton on third-and-goal. The Steelers bounced back, traveling 77 yards in 12 plays to score on a 9-yard pass from Brister to wide receiver Louis Lipps. The Broncos got the ball back on their own 33 with 20 seconds left in the half. Two Elway passes put Denver at the Pittsburgh 26 with two seconds left, setting up David Treadwell's 43-yard field goal that pulled Denver within 17-10 at halftime.

Early in the third quarter, Denver nose tackle Greg Kragen forced a Tim Worley fumble that cornerback Tyrone Braxton recovered for the Broncos on the Steelers' 37. On first down, Elway found wide receiver Vance Johnson for a touchdown to tie the score at 17. Pittsburgh's next two possessions ended in Anderson field goals, and the Steelers held a 23-17 lead in the early stages of the fourth quarter.

After an exchange of punts, the Broncos took possession on their own 29 with 7:06 left in the game. Elway connected with Jackson for 18 yards and then handed off to running back Bobby Humphrey, who pitched the ball back to Elway, and he threw a 36-yard strike to Johnson that gave Denver a first down on the Steelers' 26. Humphrey ran on the next four plays, gaining 24 yards and taking the ball to the 2. On third-and-goal from the 1, Bratton scored again and Treadwell's extra point gave Denver its first lead of the game with 2:27 left in regulation.

Pittsburgh got the ball on its own 20, but on third down Brister's signals were drowned out by the crowd and he mishandled the snap. Randy Robbins recovered for Denver on the Pittsburgh 18, and the Broncos were able to run out the clock.

#### OFFICIALS:

**Referee** — Gene Barth (14); **Umpire** — Dave Hamilton (42); **Line Judge** — Ron Blum (83); **Side Judge** — Gene Austin (34); **Head Linesman** — Ron Phares (10); **Back Judge** — Louis Richard (68); **Field Judge** — Bobby Skelton (73).

		1	2	3	4	OT	TOTAL		FIELD GOALS (made ( ) & missed)
<b>VISITOR</b>	Pittsburgh Steelers	3	14	3	3	—	23		G. Anderson (32) (35) (32)
<b>HOME</b>	Denver Broncos	0	10	7	7	—	24		D. Treadwell (43)

Team	Qtr	Clock Time	PLAY DESCRIPTION (Extra Point) (Drive Info)	SCORE Visitor	Home
STEELERS	1	7:47	G. Anderson 32 yd. Field Goal (13-65, 7:47)	3	0
STEELERS	2	1:38	M. Hoge 7 yd. run (G. Anderson, kick) (5-93, 2:27)	10	0
BRONCOS	2	8:38	M. Bratton 1 yd. run (D. Treadwell, kick) (12-75, 7:00)	10	7
STEELERS	2	14:34	L. Lipps 9 yd. pass from B. Brister (G. Anderson, kick) (12-77, 5:56)	17	7
BRONCOS	2	15:00	D. Treadwell 43 yd. Field Goal (3-41, 0:26)	17	10
BRONCOS	3	1:58	V. Johnson 37 yd. pass from J. Elway (D. Treadwell, kick) (1-37, 0:07)	17	17
STEELERS	3	7:26	G. Anderson 35 yd. Field Goal (10-62, 5:28)	20	17
STEELERS	4	0:07	G. Anderson 32 yd. Field Goal (10-34, 5:54)	23	17
BRONCOS	4	12:33	M. Bratton 1 yd. run (D. Treadwell, kick) (9-71, 4:39)	23	24

### DENVER BRONCOS

OFFENSE			DEFENSE		
WR	82	V. Johnson	LE	92	A. Carreker
LT	60	G. Perry	NT	71	G. Kragen
LG	66	J. Juriga	RE	90	R. Holmes
C	72	K. Kartz	LOLB	56	M. Brooks
RG	67	D. Widell	LILB	51	M. Munford
RT	76	K. Lanier	RILB	77	K. Mecklenburg
TE	89	O. Mobley	ROLB	73	S. Fletcher
WR	80	M. Jackson	LCB	34	T. Braxton
QB	7	J. Elway	RCB	24	W. Henderson
FB	32	M. Bratton	SS	49	D. Smith
RB	26	B. Humphrey	FS	27	S. Atwater

**BRONCOS SUBSTITUTIONS:** P 2 M. Horan, QB 8 G. Kubiak, K 9 D. Treadwell, RB 23 S. Winder, S 25 K. Corrington, CB 29 D. Carrington, RB 30 S. Sewell, RB 35 K. Bell, CB 36 M. Haynes, S 48 R. Robbins, G/C 54 K. Bishop, LB 55 R. Dennison, LB 58 S. Curtis, LB 59 T. Lucas, DE/NT 61 A. Townsend, G 65 M. Smith, DE/NT 68 B. Henke, WR 83 M. Young, WR 84 R. Nattiel, TE 87 P. Kelly, TE 88 C. Kay, DE 91 W. Powers, LB 97 B. Klosterman. **INACTIVE:** RB 40 J. Alexander, C 57 M. Ruether.

### PITTSBURGH STEELERS

OFFENSE			DEFENSE		
WR	87	W. Thompson	LE	93	K. Willis
LT	65	J. Jackson	NT	98	G. Williams
LG	79	J. Reinstra	RE	78	T. Johnson
C	63	D. Dawson	LOLB	53	B. Hinkle
RG	74	T. Long	LILB	50	D. Little
RT	62	T. Ilkin	RILB	54	H. Nickerson
TE	84	M. Mularkey	ROLB	95	G. Lloyd
WR	83	L. Lipps	LCB	49	D. Woodruff
QB	6	B. Brister	RCB	26	R. Woodson
FB	33	M. Hoge	SS	37	C. Lake
RB	38	T. Worley	FS	27	T. Everett

**STEELERS SUBSTITUTIONS:** K 1 G. Anderson, P 18 H. Newsome, RB 20 D. Stone, CB 22 L. Griffin, RB 23 T. Tyrell, CB 25 D. Arnold, CB 35 D. Hall, RB 40 R. Wilkerson, CB 44 D. Johnson, LB 55 T. Simien, G 60 B. Blakenship, NT 68 L. Freeman, T 71 T. Ricketts, G/T 73 C. Wolfey, WR 80 M. Stock, TE 85 T. O'Shea, LB 90 T. Stowe, LB 91 J. Williams, DE 97 A. Jones, LB 92 J. Olsavsky. **DID NOT PLAY:** QB 11 R. Strom, C 51 C. Lanza, WR 82 D. Hill. **INACTIVE:** QB 14 T. Blackledge, WR 88 J. Johnson.

### FINAL INDIVIDUAL STATISTICS

Pittsburgh Steelers											Denver Broncos												
RUSHING	ATT	YDS	AVG	LG	TD						RUSHING	ATT	YDS	AVG	LG	TD							
	M. Hoge	16	120	7.5	45	1						B. Humphrey	18	85	4.7	17	0						
	T. Worley	13	50	3.8	19	0						J. Elway	7	44	6.3	32	0						
	B. Brister	2	4	2.0	4	0						S. Sewell	1	6	6.0	6	0						
	L. Lipps	1	1	1.0	1	0						M. Bratton	4	3	0.8	1	2						
TOTAL		32	175	5.5	45	1						TOTAL		31	138	4.5	32	2					
PASSING	ATT	CMP	YDS	TKD/ YD	TD	LG	IN	Rtg.			PASSING	ATT	CMP	YDS	TKD/ YD	TD	LG	IN	Rtg.				
	B. Brister	29	19	229	0/0	1	33	0	101.1			J. Elway	20	12	239	1/13	1	51	1	97.7			
	TOTAL		29	19	229	0/0	1	33	0	101.1				TOTAL		20	12	239	1/13	1	51	1	97.7
PASS RECEIVING			NO		YDS	AVG	LG	TD			PASS RECEIVING			NO		YDS	AVG	LG	TD				
M. Hoge			8		60	7.5	19	0			M. Jackson			5		111	22.2	51	0				
L. Lipps			3		29	9.7	11	1			V. Johnson			3		85	28.3	37	1				
D. Stone			3		18	9.0	11	0			M. Young			2		22	11.0	12	0				
M. Mularkey			2		36	18.0	25	0			R. Nattiel			1		15	15.0	15	0				
T. Worley			1		33	33.0	33	0			B. Humphrey			1		6	6.0	6	0				
M. Stock			1		30	30.0	30	0															
W. Thompson			1		23	23.0	23	0															
TOTAL		19	229	12.1	33	1					TOTAL		12	239	19.9	51	1						
INTERCEPTIONS			NO		YDS	AVG	LG	TD			INTERCEPTIONS			NO		YDS	AVG	LG	TD				
T. Everett			1		26	26.0	26	0															
TOTAL		1	26	26.0	26	0					TOTAL		0	0	0.0	—	0						
PUNTING			NO	YDS	AVG	NET	TB	IN20	LG		PUNTING			NO	YDS	AVG	NET	TB	IN20	LG			
H. Newsome			2	86	43.0	40.0	0	0	50		M. Horan			3	133	44.3	37.7	1	2	55			
											J. Elway			1	17	17.0	17.0	0	1	17			
TOTAL		2	86	43.0	40.0	0	0	50			TOTAL		4	150	37.5	32.5	1	3	55				
PUNT RETURNS			NO	YDS	AVG	FC	LG	TD			PUNT RETURNS			NO	YDS	AVG	FC	LG	TD				
R. Woodson			0	0	0.0	1	0	0			V. Johnson			1	6	6.0	1	6	0				
(DOWNED)			2	0	0.0	0	—	0															
(TOUCHBACK)			1	0	0.0	0	—	0															
RETURNS		0	0	0.0	1	0	0	0			RETURNS		1	6	6.0	1	6	0					
KICKOFF RETURNS			NO	YDS	AVG	FC	LG	TD			KICKOFF RETURNS			NO	YDS	AVG	FC	LG	TD				
R. Woodson			2	33	16.5	0	19	0			K. Bell			2	62	31.0	0	31	0				
(TOUCHBACK)			2	0	0.0	0	—	0			D. Carrington			2	51	25.5	0	27	0				
											M. Bratton			1	6	6.0	0	6	0				
											(TOUCHBACK)			1	0	0.0	0	—	0				
RETURNS		2	33	16.5	0	19	0			RETURNS		5	119	23.8	0	31	0						
Pittsburgh Steelers			Own			Opp.				Denver Broncos		Own			Opp.								
FUMBLES	Fum	Lost	Rec.	Yds	TD	FF	Rec.	Yds	TD	Bnds	FUMBLES	Fum	Lost	Rec.	Yds	FF	Rec.	Yds	TD	Bnds			
T. Worley	1	1	0	0	0	0	0	0	0	0	T. Braxton	0	0	0	0	0	1	5	0	0			
B. Brister	1	1	0	-2	0	0	0	0	0	0	V. Johnson	1	0	1	0	0	0	0	0	0			
											R. Robbins	0	0	0	0	0	1	0	0	0			
											G. Kragan	0	0	0	0	0	1	0	0	0			
TOTAL		2	2	0	-2	0	0	0	0	0	TOTAL		1	0	1	0	0	1	2	5	0		



# Washington 42, Denver 10

Sunday, Jan. 31, 1988 • 3:20 p.m. PST • Jack Murphy Stadium • San Diego

WEATHER: Mostly Cloudy, 61°, Wind SW 5 mph • ATTENDANCE: 73,302 • TIME: 3:40

## Super Bowl XXII



The Washington Redskins scored 35 points in the second quarter to power their way to a 42-10 victory against the Denver Broncos in Super Bowl XXII at Jack Murphy Stadium in San Diego in front of 73,302 fans.

Super Bowl MVP Doug Williams of Washington completed 18-of-29 passes for 340 yards with four touchdowns while running back Timmy Smith gained 204 yards on 22 carries, scoring twice, and wide receiver Ricky Sanders caught nine passes for 193 yards (21.4 avg.) with two touchdowns.

The Broncos took an early lead on their first play from scrimmage, a 56-yard pass from John Elway to Ricky Nattiel that occurred with 1:57 gone in the game. Denver's next possession stalled at the Redskins' 7-yard line, but Rich Karlis put the Broncos up 10-0 with a 24-yard field goal.

In the second quarter, however, Denver's dreams of a World Championship were blown apart by the Redskins. On Washington's first play of the quarter, Williams and Sanders combined for an 80-yard touchdown to bring the score to 10-7. The Redskins took the lead for good on the fifth play of their next possession when Williams connected with Gary Clark for a 27-yard touchdown.

Denver got as far as the Washington 26 on its next drive, but Karlis' 43-yard field goal attempt sailed wide left. Two plays later, Smith scored on a 58-yard run to increase the Washington lead to 21-10. The Redskins' next possession ended with a 50-yard Williams-to-Sanders touchdown pass, and minutes later, Williams and Clint Didier combined for an 8-yard touchdown pass to give the Redskins a 35-10 lead at halftime.

The Broncos could move only as far as the Redskins' 48-yard line in the second half, and Washington closed out the scoring late in the game on a 4-yard run by Smith.

The Redskins finished with 602 total yards, including the 340 passing yards from Williams. Their defense limited Denver to 327 total yards while holding Elway to just 14-of-38 passing for 257 yards and intercepting him three times. The Broncos were only able to total 97 rushing yards in the game and were held to 2-of-12 (16.7%) success on third downs.

### OFFICIALS:

Referee — Bob McElwee (95); Umpire — Al Conway (27); Line Judge — Jack Fette (39); Side Judge — Don Wedge (28); Head Linesman — Dale Hamer (104); Back Judge — Al Jury (106); Field Judge — Johnny Grier (23).

		1	2	3	4	OT	TOTAL	FIELD GOALS (made ( ) & missed)	
VISITOR	Washington Redskins	0	35	0	7	—	42	A. Haji-Sheikh 46HU	
HOME	Denver Broncos	10	0	0	0	—	10	R. Karlis (24) 43WL	
Team	Qtr	Clock Time	PLAY DESCRIPTION (Extra Point) (Drive Info)				SCORE Visitor Home		
BRONCOS	1	1:57	R. Nattiel 56 yd. pass from J. Elway (R. Karlis, kick) (1-56, 0:08)				0	7	
BRONCOS	1	5:51	R. Karlis 24 yd. Field Goal (7-61, 2:05)				0	10	
REDSKINS	2	0:53	R. Sanders 80 yd. pass from D. Williams (A. Haji-Sheikh, kick) (1-80, 0:10)				7	10	
REDSKINS	2	4:45	G. Clark 27 yd. pass from D. Williams (A. Haji-Sheikh, kick) (5-64, 2:44)				14	10	
REDSKINS	2	8:33	T. Smith 58 yd. run (A. Haji-Sheikh, kick) (2-74, 0:51)				21	10	
REDSKINS	2	11:18	R. Sanders 50 yd. pass from D. Williams (A. Haji-Sheikh, kick) (3-60, 0:52)				28	10	
REDSKINS	2	13:56	C. Didier 8 yd. pass from D. Williams (A. Haji-Sheikh, kick) (7-79, 1:10)				35	10	
REDSKINS	4	1:51	T. Smith 4 yd. run (A. Haji-Sheikh, kick) (4-68, 2:03)				42	10	

## DENVER BRONCOS

OFFENSE			DEFENSE		
WR	80	M. Jackson	LE	61	A. Townsend
LT	70	D. Studdard	NT	71	G. Kragen
LG	54	K. Bishop	RE	75	R. Jones
C	62	M. Freeman	LOLB	73	S. Fletcher
RG	79	S. Humphries	LILB	77	K. Mecklenburg
RT	76	K. Lanier	RILB	98	R. Hunley
TE	88	C. Kay	ROLB	50	J. Ryan
QB	7	J. Elway	LCB	36	M. Haynes
RB	23	S. Winder	RCB	45	S. Wilson
RB	33	G. Lang	SS	31	D. Smith
WR	84	R. Nattiel	FS	22	T. Lilly

**BRONCOS SUBSTITUTIONS:** P 2 M. Horan, K 3 R. Karlis, QB 8 G. Kubiak, RB 24 T. Boddie, DB 27 K. Clark, CB 28 J. Castille, RB 30 S. Sewell, CB 34 T. Braxton, RB 35 K. Bell, DB 38 B. Plummer, RB 46 B. Micho, S 48 R. Robbins, LB 55 R. Dennison, LB 56 M. Brooks, LB 59 T. Lucas, DE 65 W. Bowyer, C 72 K. Kartz, WR 81 S. Watson, WR 82 V. Johnson, TE 89 O. Mobley, DE 90 F. Gilbert, LB 97 B. Klosterman. **DID NOT PLAY:** C 68 L. Lee.

## WASHINGTON REDSKINS

OFFENSE			DEFENSE		
WR	87	G. Clark	LE	71	C. Mann
LT	66	J. Jacoby	LT	65	D. Butz
LG	63	R. McKenzie	RT	77	D. Grant
C	53	J. Bostic	RE	72	D. Manley
RG	69	R. C. Theilemann	LLB	55	M. Kaufman
RT	73	M. May	MLB	52	N. Olkewicz
TE	86	C. Didier	RLB	51	M. Coleman
TE	85	D. Warren	LCB	28	D. Green
QB	17	D. Williams	RCB	23	T. Bowles
RB	38	T. Smith	SS	45	B. Wilburn
WR	83	R. Sanders	FS	40	A. Walton

**REDSKINS SUBSTITUTIONS:** K 6 A. Haji-Sheikh, QB 10 J. Schroeder, P 12 S. Cox, RB 24 K. Bryant, RB 29 R. Branch, S 31 C. Vaughn, CB 32 V. Dean, CB 34 B. Davis, RB 35 K. Griffin, RB 38 G. Rogers, CB 46 D. Woodberry, LB 50 R. Caldwell, LB 54 K. Gouveia, LB 57 R. Milot, G 61 R. Kehr, DE 64 S. Hamilton, G 68 R. Grimm, DE 74 M. Koch, DT 78 D. Hamel, WR 80 E. Yarber, WR 81 A. Monk, TE 82 A. Jones, TE 87 T. Orr.

## FINAL INDIVIDUAL STATISTICS

Washington Redskins											Denver Broncos													
RUSHING		ATT	YDS	AVG	LG	TD	RUSHING		ATT	YDS	AVG	LG	TD											
T. Smith		22	204	9.3	58	2	G. Lang		5	38	7.6	13	0											
K. Bryant		8	38	4.8	15	0	J. Elway		3	32	10.7	21	0											
G. Clark		1	25	25.0	25	0	S. Winder		8	30	3.8	13	0											
G. Rogers		5	17	3.4	5	0	S. Sewell		1	-3	-3.0	0	0											
K. Griffin		1	2	2.0	2	0																		
D. Williams		2	-2	-1.0	0	0																		
R. Sanders		1	-4	-4.0	-4	0																		
TOTAL		40	280	7.0	58	2	TOTAL		17	97	5.7	21	0											
PASSING		ATT	CMP	YDS	TKD/ YD	TD	LG	IN	Rtg.	PASSING		ATT	CMP	YDS	TKD/ YD	TD	LG	IN	Rtg.					
D. Williams		29	18	340	1/10	4	80	1	127.9	J. Elway		38	14	257	5/50	1	56	3	36.8					
J. Schroeder		1	0	0	1/8	0	0	0	39.6	S. Sewell		1	1	23	0/0	0	23	0	118.8					
TOTAL		30	18	340	2/18	4	80	1	125.0	TOTAL		39	15	280	5/50	1	56	3	40.5					
PASS RECEIVING				NO	YDS	AVG	LG	TD	PASS RECEIVING				NO	YDS	AVG	LG	TD							
R. Sanders				9	193	21.4	80	2	M. Jackson				4	76	19.0	32	0							
G. Clark				3	55	18.3	27	1	S. Sewell				4	41	10.3	18	0							
D. Warren				2	15	7.5	9	0	R. Nattiel				2	69	34.5	56	1							
A. Monk				1	40	40.0	40	0	C. Kay				2	38	19.0	27	0							
K. Bryant				1	20	20.0	20	0	S. Winder				1	26	26.0	26	0							
T. Smith				1	9	9.0	9	0	J. Elway				1	23	23.0	23	0							
C. Didier				1	8	8.0	8	1	G. Lang				1	7	7.0	7	0							
TOTAL				18	340	18.9	80	4	TOTAL				15	280	18.7	56	1							
INTERCEPTIONS				NO	YDS	AVG	LG	TD	INTERCEPTIONS				NO	YDS	AVG	LG	TD							
B. Wilburn				2	11	5.5	11	0	J. Castille				1	0	0.0	0	0							
B. Davis				1	0	0.0	0	0								0	0							
TOTAL				3	11	3.7	11	0	TOTAL				1	0	0.0	0	0							
PUNTING		NO	YDS	AVG	NET	TB	IN20	LG	PUNTING		NO	YDS	AVG	NET	TB	IN20	LG							
S. Cox		4	150	37.5	33.0	0	0	42	M. Horan		7	253	36.1	33.3	1	1	43							
TOTAL		4	150	37.5	33.0	0	0	42	TOTAL		7	253	36.1	33.3	1	1	43							
PUNT RETURNS		NO	YDS	AVG	FC	LG	TD	PUNT RETURNS		NO	YDS	AVG	FC	LG	TD									
D. Green		1	0	0.0	1	0	0	K. Clark		2	18	9.0	0	9	0									
D. Yarber		0	0	0.0	1	—	0	(DOWNED)		2	0	0.0	0	—	0									
(DOWNED)		4	0	0.0	0	—	0																	
RETURNS		1	0	0.0	2	0	0	RETURNS		2	18	9.0	0	9	0									
KICKOFF RETURNS		NO	YDS	AVG	FC	LG	TD	KICKOFF RETURNS		NO	YDS	AVG	FC	LG	TD									
R. Sanders		3	46	15.3	0	16	0	K. Bell		5	88	17.6	0	21	0									
RETURNS		3	46	15.3	0	16	0	RETURNS		5	88	17.6	0	21	0									
Washington Redskins					Denver Broncos					Own					Opp.					Out				
FUMBLES	Fum	Lost	Rec.	Yds	TD	FF	Rec.	Yds	TD	Out	FUMBLES	Fum	Lost	Rec.	Yds	TD	FF	Rec.	Yds	TD	Out	Bnds		
R. Caldwell		0	0	1	0	0	0	0	0	0	B. Klosterman		0	0	0	0	0	0	0	0	0	0		
R. Sanders		1	0	0	0	0	0	0	0	0														
TOTAL		1	0	1	0	0	0	0	0	0	TOTAL		0	0	0	0	0	1	0	0	0	0		







## Denver 34, Houston 10

Sunday, Jan. 10, 1988 • 2 p.m. MST • Mile High Stadium • Denver

WEATHER: Mostly Sunny, 45°, Wind E 6 mph • ATTENDANCE: 75,968 • TIME: 3:07

## 1987 AFC Divisional Playoff Game

The Denver Broncos advanced to the AFC Championship Game after beating the Houston Oilers 34-10 in front of 75,968 fans at Mile High Stadium. Denver's 24-point win was the largest margin of victory ever for the club in postseason play.

The Broncos were led on defense by Mark Haynes and Karl Mecklenburg, who both picked up key interceptions. Offensively, the club was led by quarterback John Elway (14-of-25 for 259 yards with two touchdowns) and wide receivers Vance Johnson (4 catches for 105 yards) and Clarence Kay (3 catches for 57 yards with two touchdowns).

Punter Mike Horan put the Oilers in a hole after the Broncos' first drive stalled, sending a punt to the Houston 5-yard line, where two plays later, a lateral pass from Warren Moon to Mike Rozier was fumbled. Steve Wilson recovered for Denver on the 1, and two plays later running back Gene Lang scored to give the Broncos an early 7-0 lead.

Houston's next drive reached the Broncos' 20-yard line before Mecklenburg intercepted a pass and returned it to the Denver 28. Elway hit Kay for 29 yards to move into Houston territory, and five plays later the same connection was made for a 27-yard touchdown pass that gave the Broncos a 14-0 lead.

Both teams added field goals on their first drive of the second quarter to make the score 17-3 in Denver's favor.

After the Houston field goal, Elway threw a 55-yard pass to Johnson, moving the ball to the Oilers' 11. Five plays later, Elway found Kay again for a touchdown on a 1-yard pass to increase the lead to 24-3 with less than two minutes left in the half.

Denver's first possession of the third quarter resulted in a Rich Karlis field goal that gave the club a 27-3 lead. Houston then took 10 plays to reach the Denver 7, but Haynes picked off a Moon pass in the end zone and returned it 57 yards to halt the threat and set a Broncos playoff record.

Houston's next drive reached the Broncos' 11, but a pass on fourth down fell incomplete. The Oilers got the ball back three plays later when Patrick Allen intercepted an Elway pass, and that led to a 19-yard touchdown pass from Moon to Ernest Givins, cutting Denver's lead to 27-10.

The Broncos' Kevin Clark recovered the onside kick that followed, and Denver moved 52 yards in seven plays to score the final points of the game on a 3-yard run by Elway.

## OFFICIALS:

Referee — Jerry Markbreit (9); Umpire — Ed Fiffick (57); Line Judge — Ray Dodez (74); Side Judge — Larry Nemmers (20); Head Linesman — Ed Marion (26); Back Judge — Al Jury (106); Field Judge — Ron Spittler (119).

	1	2	3	4	OT	TOTAL	FIELD GOALS (made ( ) & missed)
VISITOR Houston Oilers	0	3	0	7	—	10	T. Zendejas (46)
HOME Denver Broncos	14	10	3	7	—	34	R. Karlis (43) (23)

Team	Qtr	Clock Time	PLAY DESCRIPTION (Extra Point) (Drive Info)	SCORE Visitor Home
BRONCOS	1	6:19	G. Lang 1 yd. run (R. Karlis, kick) (2-1, 0:39)	0 7
BRONCOS	1	13:34	C. Kay 27 yd. pass from J. Elway (R. Karlis, kick) (6-72, 2:55)	0 14
BRONCOS	2	3:20	R. Karlis 43 yd. Field Goal (7-14, 3:09)	0 17
OILERS	2	9:03	T. Zendejas 46 yd. Field Goal (12-54, 5:43)	3 17
BRONCOS	2	13:08	C. Kay 1 yd. pass from J. Elway (R. Karlis, kick) (9-80, 4:05)	3 24
BRONCOS	3	2:29	R. Karlis 23 yd. Field Goal (5-51, 1:25)	3 27
OILERS	4	6:38	E. Givins 19 yd. pass from W. Moon (T. Zendejas, kick) (3-48, 1:14)	10 27
BRONCOS	4	10:33	J. Elway 3 yd. run (R. Karlis, kick) (7-52, 3:55)	10 34

## DENVER BRONCOS

OFFENSE	DEFENSE
WR 82 V. Johnson	LE 61 A. Townsend
LT 70 D. Studdard	NT 71 G. Kragen
LG 54 K. Bishop	RE 75 R. Jones
C 62 M. Freeman	LOLB 73 S. Fletcher
RG 79 S. Humphries	LILB 77 K. Mecklenburg
RT 76 K. Lanier	RILB 98 R. Hunley
TE 88 C. Kay	ROLB 50 J. Ryan
WR 80 M. Jackson	LCB 36 M. Haynes
QB 7 J. Elway	FS 22 T. Lilly
RB 30 S. Sewell	SS 31 M. Harden
FB 89 O. Mobley	RCB 45 S. Wilson

BRONCOS SUBSTITUTIONS: P 2 M. Horan, K 3 R. Karlis, QB 8 G. Kubiak, RB 23 S. Winder, RB 24 T. Boddie, DB 27 K. Clark, CB 28 J. Castille, RB 33 G. Lang, CB 34 T. Braxton, RB 35 K. Bell, DB 38 B. Plummer, RB 46 B. Micho, LB 55 R. Dennison, LB 56 M. Brooks, LB 59 T. Lucas, DE 65 W. Bowyer, C 68 L. Lee, C 72 K. Kartz, WR 81 S. Watson, WR 84 R. Nattiel, TE 86 M. Andrews, DE 90 F. Gilbert, LB 97 B. Klosterman.

## HOUSTON OILERS

OFFENSE	DEFENSE
WR 85 D. Hill	LE 79 R. Childress
LT 77 B. Davis	NT 99 D. Smith
LG 63 M. Munchak	RE 71 R. Byrd
C 52 J. Pennison	LLB 93 R. Lyles
RG 74 B. Matthews	LILB 59 J. Grimsley
RT 70 D. Steinkuhler	RILB 54 A. Smith
TE 87 J. Williams	RLB 91 J. Meads
WR 81 E. Givins	LCB 24 S. Brown
QB 1 W. Moon	RCB 29 P. Allen
RB 30 M. Rozier	SS 25 K. Bostic
FB 32 A. Highsmith	FS 31 J. Donaldson

OILERS SUBSTITUTIONS: K 7 T. Zendejas, P 8 J. Gossett, RB 20 A. Pinkett, S 21 B. Eason, S 22 K. Johnson, S 36 C. Birdsong, FB 35 R. Wallace, S 38 D. Bryant, 45 I. Valentine, C 50 B. Kidd, LB 51 E. Fairs, LB 53 E. Seale, LB 57 W. Johnson, G 72 K. Hill, DE 75 J. Baker, WR 80 C. Duncan, WR 82 W. Drewery, WR 84 H. Jeffries, TE 89 J. Parks, DT 94 C. Martin, DE 95 W. Fuller. DID NOT PLAY: QB 10 B. Pease, G/T 69 D. Williams.

## FINAL INDIVIDUAL STATISTICS

Houston Oilers											Denver Broncos												
RUSHING	ATT	YDS	AVG	LG	TD	RUSHING	ATT	YDS	AVG	LG	TD												
M. Rozier	9	25	3.1	8	0	S. Winder	13	46	3.5	8	0												
A. Pinkett	6	20	3.3	8	0	S. Sewell	5	9	1.8	5	0												
W. Moon	5	15	3.0	7	0	J. Elway	4	8	2.0	4	1												
A. Highsmith	5	13	2.6	11	0	K. Bell	2	7	3.5	5	0												
E. Givins	1	0	0.0	0	0	G. Kubiak	2	-3	-1.5	-1	0												
						G. Lang	3	-6	-2.0	1	1												
TOTAL	26	73	2.8	11	0	TOTAL	29	61	2.1	8	2												
PASSING	ATT	CMP	YDS	TKD/YD	TD	LG	IN	Rtg.	PASSING	ATT	CMP	YDS	TKD/YD	TD	LG	IN	Rtg.						
W. Moon	43	24	264	0/0	1	24	2	62.5	J. Elway	25	14	259	1/4	2	55	1	101.9						
TOTAL	43	24	264	0/0	1	24	2	62.5	TOTAL	25	14	259	1/4	2	55	1	101.9						
PASS RECEIVING	NO	YDS	AVG	LG	TD	PASS RECEIVING	NO	YDS	AVG	LG	TD												
E. Givins	6	84	14.0	19	1	V. Johnson	4	105	26.3	55	0												
D. Hill	5	93	18.6	24	0	C. Kay	3	57	19.0	29	2												
C. Duncan	4	32	8.0	13	0	S. Sewell	3	41	13.7	25	0												
A. Highsmith	4	20	5.0	16	0	G. Lang	1	25	25.0	25	0												
W. Drewrey	2	17	8.5	9	0	T. Boddie	1	15	15.0	15	0												
J. Williams	1	7	7.0	7	0	O. Mobley	1	9	9.0	9	0												
M. Rozier	1	6	6.0	6	0	R. Nattiel	1	7	7.0	7	0												
A. Pinkett	1	5	5.0	5	0																		
TOTAL	24	264	11.0	24	1	TOTAL	14	259	18.5	55	2												
INTERCEPTIONS	NO	YDS	AVG	LG	TD	INTERCEPTIONS	NO	YDS	AVG	LG	TD												
P. Allen	1	2	2.0	2	0	K. Mecklenburg	1	18	18.0	18	0												
						M. Haynes	1	57	57.0	57	0												
TOTAL	1	2	2.0	2	0	TOTAL	2	75	37.5	57	0												
PUNTING	NO	YDS	AVG	NET	TB	IN20	LG	PUNTING	NO	YDS	AVG	NET	TB	IN20	LG								
J. Gossett	3	134	44.7	39.7	0	1	57	M. Horan	2	92	46.0	46.0	1	1	49								
TOTAL	3	134	44.7	39.7	0	1	57	TOTAL	2	92	46.0	46.0	1	1	49								
PUNT RETURNS	NO	YDS	AVG	FC	LG	TD	PUNT RETURNS	NO	YDS	AVG	FC	LG	TD										
(DOWNED)	2	0	0.0	0	—	0	G. Clark	2	15	7.5	1	12	0										
RETURNS	0	0	0.0	0	0	0	RETURNS	2	15	7.5	1	12	0										
KICKOFF RETURNS	NO	YDS	AVG	FC	LG	TD	KICKOFF RETURNS	NO	YDS	AVG	FC	LG	TD										
A. Pinkett	3	62	20.7	0	21	0	K. Bell	1	28	28.0	0	28	0										
							K. Clark	1	0	0.0	0	0	0										
RETURNS	3	62	20.7	0	21	0	RETURNS	2	28	14.0	0	28	0										
Houston Oilers	Own	Fumbles	Lost	Rec.	Yds	TD	Opp.	Yds	TD	Out	Bnds	Denver Broncos	Own	Fumbles	Lost	Rec.	Yds	TD	Opp.	Yds	TD	Out	Bnds
FUMBLES	Fum	Lost	Rec.	Yds	TD	FF	Rec.	Yds	TD	Out	Bnds	FUMBLES	Fum	Lost	Rec.	Yds	TD	FF	Rec.	Yds	TD	Out	Bnds
W. Moon	1	1	0	0	0	0	0	0	0	0	0	S. Wilson	0	0	0	0	0	0	0	0	0	0	0
E. Givins	1	0	1	-5	0	0	0	0	0	0	0												
TOTAL	2	1	1	-5	0	0	0	0	0	0	0	TOTAL	0	0	0	0	0	0	1	0	0	0	0

## FINAL TEAM STATISTICS

	OILERS	BRONCOS		OILERS	BRONCOS
TOTAL FIRST DOWNS	20	19	PUNTS Number and Average	3-44.7	2-46.0
By Rushing	5	9	Had Blocked	0	0
By Passing	14	9	FGs – PATs Had Blocked	0-0	0-0
By Penalty	1	1	TOTAL RETURN YARDAGE (Not Including Kickoffs)	2	90
THIRD DOWN EFFICIENCY	8-16-50%	4-9-44%	No. and Yards Punt Returns	0-0	2-15
FOURTH DOWN EFFICIENCY	2-4-50%	1-1-100%	No. and Yards Kickoff Returns	3-62	2-28
TOTAL NET YARDS	337	316	No. and Yards Interception Returns	1-2	2-75
Total Offensive Plays (inc. times thrown passing)	69	55	PENALTIES Number and Yards	10-73	4-35
Average gain per offensive play	4.9	5.7	FUMBLES Number and Lost	2-1	0-0
NET YARDS RUSHING	73	61	TOUCHDOWNS	1	4
Total Rushing Plays	26	29	Rushing	0	2
Average gain per rushing play	2.8	2.1	Passing	1	2
NET YARDS PASSING	264	255	Returns	0	0
Times thrown – yards lost attempting to pass	0-0	1-4	EXTRA POINTS Made-Attempts	1-1	4-4
Gross yards passing	264	259	FIELD GOALS Made-Attempts	1-1	2-2
PASS ATTEMPTS-COMPLETIONS-HAD INTERCEPTED	43-24-2	25-14-1	SAFETIES	0	0
Average gain per pass play (inc. # thrown passing)	6.1	9.8	FINAL SCORE	10	34
			TIME OF POSSESSION	32:33	27:27

## BRONCOS DEFENSIVE STATISTICS

(based on unofficial press box statistics)																										
PLAYER	UT	A	TT	S-YDS	I-YDS	PD	FF	FR	PLAYER	UT	A	TT	S-YDS	I-YDS	PD	FF	FR									
R. Dennison	6	2	8	0-0	0-0	0	0	0	W. Bowyer	2	1	3	0-0	0-0	0	0	0									
M. Haynes	6	0	6	0-0	1-57	2	0	0	M. Brooks	2	1	3	0-0	0-0	0	0	0									
T. Lilly	5	1	6	0-0	0-0	0	0	0	K. Clark	2	0	2	0-0	0-0	0	0	0									
S. Wilson	5	1	6	0-0	0-0	1	0	1	F. Gilbert	2	0	2	0-0	0-0	0	0	0									
R. Jones	3	2	5	0-0	0-0	0	0	0	B. Plummer	2	0	2	0-0	0-0	1	0	0									
R. Hunley	2	3	5	0-0	0-0	0	0	0	J. Ryan	0	1	1	0-0	0-0	1	0	0									
K. Mecklenburg	4	0	4	0-0	1-18	0	0	0	S. Fletcher	0	1	1	0-0	0-0	0	0	0									
G. Kragen	3	0	3	0-0	0-0	0	0	0	J. Castille	0	0	0	0-0	0-0	0	0	0									
A. Townsend	3	0	3	0-0	0-0	0	0	0	TEAM TOTALS	47	13	60	0-0	2-75	6	0	1									



## N.Y. Giants 39, Denver 20

Sunday, Jan. 25, 1987 • 3:13 p.m. PST • Rose Bowl • Pasadena, Calif.

WEATHER: Sunny, 76°, Wind W 2-5 mph • ATTENDANCE: 101,063 • TIME: 3:25

## Super Bowl XXI



The New York Giants broke open a close game with 24 unanswered points to begin the second half, capturing a 39-20 win over the Denver Broncos in Super Bowl XXI at the Rose Bowl in front of 101,063 fans.

The Broncos drove to the Giants' 31-yard line on their opening drive and took a 3-0 lead when Rich Karlis booted a Super Bowl record-tying 48-yard field goal. New York answered with a 78-yard scoring drive that culminated with a 6-yard touchdown pass from Phil Simms to Zeke Mowatt.

Late in the first quarter, Elway scored the Broncos' first touchdown from four yards out on a quarterback draw to give them a 10-7 lead. On the third play of their next drive, Elway threw a 54-yard pass to Vance Johnson that gave the Broncos a first down at the Giants' 28. But Denver failed to capitalize on the play with Karlis missing a 23-yard field goal attempt.

Denver's defense stifled the Giants' next drive at the New York 47, and after a punt, the Broncos got the ball back on their own 15. Controversy entered the game when on second-and-12, Elway threw an apparent completion for a first down to Clarence Kay. The pass was ruled incomplete, a call that was upheld after review of the television replay.

On the next play, Giants defensive end George Martin sacked Elway in the end zone for a safety to pull New York within a point of Denver at 10-9. Another missed field goal, a 34-yard attempt, by the Broncos with 13 seconds left in the first half sent the club into halftime with a narrow 1-point lead.

New York scored on all three of its third-quarter drives, taking a 26-10 lead after outgaining Denver 163 yards to 2 in the period. The Giants extended their lead to 33-10 in the fourth quarter when Phil McConkey caught a deflected pass in the end zone for Simms' third touchdown pass of the day.

Denver got the ball back at its own 16, and Elway moved the squad deep into New York territory to set up Karlis' 28-yard field goal that made the score 33-13. The Giants took only five plays to cover 46 yards for their next touchdown, a 2-yard run by Ottis Anderson that increased their lead to 39-13.

Elway drove the Broncos down the field again and found Johnson for a 47-yard touchdown pass for the game's final points at 12:54 of the fourth quarter.

## OFFICIALS:

Referee — Jerry Markbreit (9); Umpire — Bob Boylston (101); Line Judge — Bob Beeks (59); Side Judge — Gil Mace (90); Head Linesman — Terry Gierke (72); Back Judge — Jim Poole (92); Field Judge — Pat Mallette (82).

		1	2	3	4	OT	TOTAL		
VISITOR	Denver Broncos	10	0	0	10	—	20	FIELD GOALS (made ( ) & missed)	
HOME	New York Giants	7	2	17	13	—	39	R. Karlis (48) 23WR 34WR (28)	
								R. Allegre (21)	
Team	Qtr	Clock Time	PLAY DESCRIPTION (Extra Point) (Drive Info)				SCORE		
							Visitor	Home	
BRONCOS	1	4:09	R. Karlis 48 yd. Field Goal (8-45, 4:09)				3	0	
GIANTS	1	9:33	Z. Mowatt 6 yd. pass from P. Simms (R. Allegre, kick) (9-78, 5:24)				3	7	
BRONCOS	1	12:54	J. Elway 4 yd. run (R. Karlis, kick) (6-58, 3:21)				10	7	
GIANTS	2	12:14	Safety—J. Elway sacked by G. Martin in end zone (3- (-)15, 0:47)				10	9	
GIANTS	3	4:52	M. Bavaro 13 yd. pass from P. Simms (R. Allegre, kick) (8-63, 4:52)				10	16	
GIANTS	3	11:06	R. Allegre 21 yd. Field Goal (9-32, 5:07)				10	19	
GIANTS	3	14:36	J. Morris 1 yd. run (R. Allegre, kick) (5-68, 2:14)				10	26	
GIANTS	4	4:04	P. McConkey 6 yd. pass from P. Simms (R. Allegre, kick) (6-52, 3:50)				10	33	
BRONCOS	4	8:59	R. Karlis 28 yd. Field Goal (13-73, 4:55)				13	33	
GIANTS	4	10:42	O. Anderson 2 yd. run (kick wide) (5-46, 2:43)				13	39	
BRONCOS	4	12:54	V. Johnson 47 yd. pass from J. Elway (R. Karlis, kick) (5-69, 1:12)				20	39	

## DENVER BRONCOS

## OFFENSE

WR 82 V. Johnson  
LT 70 D. Studdard  
LG 54 K. Bishop  
C 64 B. Bryan  
RG 63 M. Cooper  
RT 76 K. Lanier  
TE 88 C. Kay  
WR 81 S. Watson  
QB 7 J. Elway  
RB 23 S. Winder  
RB 47 G. Willhite

## DEFENSE

LE 61 A. Townsend  
NT 71 G. Kragen  
RE 75 R. Jones  
LOLB 50 J. Ryan  
LILB 77 K. Mecklenburg  
RILB 98 R. Hunley  
ROLB 57 T. Jackson  
LCB 20 L. Wright  
RCB 31 M. Harden  
SS 49 D. Smith  
FS 43 S. Foley

BRONCOS SUBSTITUTIONS: P 2 M. Horan, K 3 R. Karlis, QB 8 G. Kubiak, S 22 T. Lilly, RB 30 S. Sewell, RB 33 G. Lang, RB 35 K. Bell, S 36 M. Haynes, CB 45 S. Wilson, DB 48 R. Robbins, LB 52 K. Woodard, LB 55 R. Dennison, LB 59 D. Comeaux, G 62 M. Freeman, NT 69 T. Colorito, DE 73 S. Fletcher, T 74 D. Remsberg, WR 80 M. Jackson, WR 84 C. Sampson, TE 85 J. Hackett, RB 87 B. Micho, TE 89 O. Mobley, DE 90 F. Gilbert.

## NEW YORK GIANTS

## OFFENSE

WR 86 L. Manuel  
LT 60 B. Benson  
LG 67 B. Ard  
C 65 B. Oates  
RG 61 C. Godfrey  
RT 63 K. Nelson  
TE 89 M. Bavaro  
WR 81 S. Robinson  
QB 11 P. Simms  
RB 20 J. Morris  
RB 44 M. Carthon

## DEFENSE

LE 75 G. Martin  
NT 64 J. Burt  
RE 70 L. Marshall  
LOLB 58 C. Banks  
LILB 55 G. Reasons  
RILB 53 H. Carson  
ROLB 56 L. Taylor  
LCB 34 E. Patterson  
RCB 23 P. Williams  
SS 48 K. Hill  
FS 27 H. Welch

GIANTS SUBSTITUTIONS: K 2 R. Allegre, P 5 S. Landeta, QB 17 J. Rutledge, RB 22 L. Rouson, RB 24 O. Anderson, CB 25 M. Collins, S 28 T. Flynn, RB 30 T. Galbreath, S 46 G. Lasker, LB 51 R. Jones, LB 52 P. Johnson, LB 54 A. Headen, LB 57 B. Hunt, C 59 B. Johnston, T 66 W. Roberts, G 68 D. Johnson, DT 74 E. Howard, DE 77 E. Dorsey, DT 78 J. Sally, WR 80 P. McConkey, TE 84 Z. Mowatt, WR 87 S. Miller, WR 88 B. Johnson.

## FINAL INDIVIDUAL STATISTICS

Denver Broncos											New York Giants										
RUSHING											RUSHING										
J. Elway	6	27	4.5	10	1	J. Morris	20	67	3.3	11	1										
G. Willhite	4	19	4.8	11	0	P. Simms	3	25	8.3	22	0										
S. Sewell	3	4	1.3	12	0	L. Rouson	3	22	7.3	18	0										
G. Lang	2	2	1.0	4	0	T. Galbreath	4	17	4.3	7	0										
S. Winder	4	0	0.0	3	0	M. Carthon	3	4	1.3	2	0										
						O. Anderson	2	1	0.5	2	0										
						J. Rutledge	3	0	0.0	2	0										
TOTAL	19	52	2.7	12	1	TOTAL	38	136	3.6	22	2										
PASSING											PASSING										
J. Elway	37	22	304	3/26	1	54	1	83.6		P. Simms	25	22	268	1/5	3	44	0	150.9			
G. Kubiak	4	4	48	1/6	0	23	0	116.7		TOTAL	25	22	268	1/5	3	44	0	150.9			
TOTAL	41	26	352	4/32	1	54	1	88.7		TOTAL	25	22	268	1/5	3	44	0	150.9			
PASS RECEIVING											PASS RECEIVING										
V. Johnson		NO	YDS	AVG	LG	TD				P. Simms		NO	YDS	AVG	LG	TD					
G. Willhite		5	121	24.2	54	1				M. Bavaro		4	51	12.8	17	1					
S. Winder		4	34	8.5	14	0				J. Morris		4	20	5.0	12	0					
M. Jackson		3	51	17.0	24	0				M. Carthon		4	13	3.3	7	0					
S. Watson		2	54	27.0	31	0				S. Robinson		3	62	20.7	36	0					
C. Sampson		2	20	10.0	11	0				L. Manuel		3	43	14.3	17	0					
O. Mobley		2	17	8.5	11	0				P. McConkey		2	50	25.0	44	1					
S. Sewell		2	12	6.0	7	0				L. Rouson		1	23	23.0	23	0					
G. Lang		1	4	4.0	4	0				Z. Mowatt		1	6	6.0	6	1					
TOTAL		26	352	13.5	54	1				TOTAL		22	268	12.2	44	3					
INTERCEPTIONS											INTERCEPTIONS										
		NO	YDS	AVG	LG	TD				E. Patterson		NO	YDS	AVG	LG	TD					
TOTAL		0	0	0.0	—	0				TOTAL		1	-7	-7.0	-7	0					
PUNTING											PUNTING										
M. Horan		NO	YDS	AVG	NET	TB	IN20	LG		S. Landeta		NO	YDS	AVG	NET	TB	IN20	LG			
TOTAL		2	82	41.0	28.5	0	0	42		TOTAL		3	138	46.0	36.3	1	1	59			
PUNT RETURNS											PUNT RETURNS										
G. Willhite		NO	YDS	AVG	FC	LG	TD			P. McConkey		NO	YDS	AVG	FC	LG	TD				
(TOUCHBACK)		1	0	0.0	0	—	0					1	25	25.0	1	25	0				
RETURNS		1	9	9.0	1	9	0			RETURNS		1	25	25.0	1	25	0				
KICKOFF RETURNS											KICKOFF RETURNS										
K. Bell		NO	YDS	AVG	FC	LG	TD			L. Rouson		NO	YDS	AVG	FC	LG	TD				
G. Lang		2	36	18.0	0	23	0			T. Flynn		1	-56	-3.0	0	0	0				
RETURNS		5	84	16.8	0	28	0			RETURNS		4	53	13.3	0	22	0				
Denver Broncos											New York Giants										
FUMBLES	Fum	Lost	Own Rec.	Yds	TD	FF	Rec.	Yds	TD	Bnds	FUMBLES	Fum	Lost	Own Rec.	Yds	TD	FF	Rec.	Yds	TD	Bnds
J. Elway	1	0	1	0	0	0	0	0	0	0	L. Marshall	0	0	0	0	0	1	0	0	0	0
K. Bell	1	0	0	0	0	0	0	0	0	0	P. Johnson	0	0	0	0	0	1	0	0	0	0
J. Hackett	0	0	1	0	0	0	0	0	0	0											
TOTAL	2	0	2	0	0	0	0	0	0	0	TOTAL	0	0	0	0	0	2	0	0	0	0

## FINAL TEAM STATISTICS

||
||
||





## Denver 23, Cleveland 20 OT

Sunday, Jan. 11, 1987 • 12:30 p.m. EST • Cleveland Stadium • Cleveland

WEATHER: Solid Overcast, 30°, Wind NW 14 mph (-5°) • ATTENDANCE: 79,915 • TIME: 3:50

## 1986 AFC Championship Game

In a game that will forever be remembered as "The Drive," Rich Karlis kicked a 33-yard field goal 5:48 into overtime to give the Denver Broncos a 23-20 victory against the Cleveland Browns in the 1986 AFC Championship Game. The contest was played at Cleveland Stadium before a crowd of 79,915 fans, who braved a wind chill of -5 degrees.

Cleveland took a 7-0 lead when Bernie Kosar threw a 6-yard touchdown pass to Herman Fontenot in the first quarter. The Broncos stopped the next two Browns drives with interceptions, including the second by Jim Ryan, whose return set up a 19-yard field goal by Karlis to make the score 7-3. Ken Woodard recovered a fumble on Cleveland's next drive, putting Denver in position for Gerald Willhite's fourth-down 1-yard touchdown run at 4:24 of the second quarter that gave the club a 10-7 lead.

Browns kicker Mark Moseley tied the score at 10 with a 29-yard field goal with 20 seconds left in the first half. Denver regained the lead on a 26-yard Karlis field goal late in the third quarter, but the Browns responded as Kevin Mack rushed for 34 yards in a 10-play, 76-yard drive that culminated with a 24-yard Moseley field goal that tied the score at 13. After two Denver punts, Kosar's 48-yard touchdown strike to Brian Brennan put Cleveland ahead 20-13 with 5:43 left in the game.

The kickoff rolled to the Denver 2-yard line, where the Broncos and Elway began "The Drive." On the fifth play (second-and-7 from the Broncos' 15), Elway rushed for 11 yards and a first down. He then found Steve Sewell for a 22-yard gain followed by a 12-yard strike to Steve Watson that gave Denver a first down on the Cleveland 40. After an incompletion and an 8-yard sack, Elway threw a 20-yard pass to Mark Jackson, moving the team to the Cleveland 28. An Elway-to-Sewell pass gave the Broncos a first down on the Browns' 14 with 57 seconds left. After an incompletion, Elway ran nine yards to the Cleveland 5-yard line. On the next play, he hit Jackson for a touchdown, and Karlis' extra point tied the score at 20 with 37 seconds left.

The Browns won the coin toss in overtime and elected to receive, but Denver's defense stopped them. Willhite returned the Cleveland punt to the Broncos' 25, where the Denver offense went to work. On second-and-5, Elway hit Orson Mobley for a 22-yard gain and three plays later threw a 28-yard pass to Watson. With a first down on Cleveland's 22-yard line, the Broncos rushed three times to get to the 15, and on fourth down, Karlis hit the 33-yard game-winning field goal.

## OFFICIALS:

**Referee** — Chuck Heberling (46); **Umpire** — Gordon Wells (89); **Line Judge** — Bill Reynolds (53); **Side Judge** — Gary Lane (120); **Head Linesman** — Ed Marion (26); **Back Judge** — Ben Tompkins (52); **Field Judge** — Johnny Grier (23).

	1	2	3	4	OT	TOTAL	FIELD GOALS (made ( ) & missed)	
VISITOR	Denver Broncos	0	10	3	7	3	23	
HOME	Cleveland Browns	7	3	0	10	0	20	
Team	Qtr	Clock Time	PLAY DESCRIPTION (Extra Point) (Drive Info)				SCORE	
							Visitor	Home
BROWNS	1	9:41	H. Fontenot 6 yd. pass from B. Kosar (M. Moseley, kick) (14-86, 7:18)				0	7
BRONCOS	2	2:53	R. Karlis 19 yd. Field Goal (4-8, 0:54)				3	7
BRONCOS	2	4:24	G. Willhite 1 yd. run (R. Karlis, kick) (5-37, 1:05)				10	7
BROWNS	2	14:40	M. Moseley 29 yd. Field Goal (9-53, 4:01)				10	10
BRONCOS	3	12:10	R. Karlis 26 yd. Field Goal (11-61, 4:28)				13	10
BROWNS	4	2:22	M. Moseley 24 yd. Field Goal (10-76, 5:01)				13	13
BROWNS	4	9:17	B. Brennan 48 yd. pass from B. Kosar (M. Moseley, kick) (3-52, 0:57)				13	20
BRONCOS	4	14:23	M. Jackson 5 yd. pass from J. Elway (R. Karlis, kick) (15-98, 4:55)				20	20
BRONCOS	5	5:48	R. Karlis 33 yd. Field Goal (9-60, 5:07)				23	20

## DENVER BRONCOS

## OFFENSE

WR 82	V. Johnson	LE 75	R. Jones
LT 70	D. Studdard	NT 71	G. Kragen
LG 54	K. Bishop	RE 61	A. Townsend
C 64	B. Bryan	LOLB 50	J. Ryan
RG 63	M. Cooper	LILB 77	K. Mecklenburg
RT 76	K. Lanier	RILB 98	R. Hunley
TE 85	J. Hackett	ROLB 57	T. Jackson
WR 81	S. Watson	LCB 20	L. Wright
QB 7	J. Elway	RCB 31	M. Harden
RB 23	S. Winder	SS 49	D. Smith
TE 89	O. Mobley	FS 43	S. Foley

## DEFENSE

**BRONCOS SUBSTITUTIONS:** P 2 M. Horan, K 3 R. Karlis, QB 8 G. Kubiak, S 22 T. Lilly, RB 30 S. Sewell, RB 33 G. Lang, RB 35 K. Bell, CB 45 S. Wilson, RB 47 G. Willhite, S 48 R. Robbins, LB 52 K. Woodard, LB 55 R. Dennison, LB 59 D. Comeaux, G 62 M. Freeman, NT 69 T. Colorito, DE 73 S. Fletcher, T 74 D. Remsburg, WR 80 M. Jackson, WR 84 C. Sampson, WR 87 B. Micho, TE 88 C. Kay, DE 90 F. Gilbert. **DID NOT PLAY:** CB 36 M. Haynes.

## CLEVELAND BROWNS

## OFFENSE

WR 88	R. Langhorne	LE 96	R. Camp
LT 77	R. Bolden	NT 79	B. Golic
LG 74	P. Farren	RE 78	C. Hairston
C 61	M. Baab	LOLB 56	C. Banks
RG 69	D. Fike	LILB 51	E. Johnson
RT 63	C. Risien	RILB 53	A. Griggs
TE 82	O. Newsome	ROLB 57	C. Matthews
WR 84	W. Slaughter	LCB 31	F. Minnifield
QB 19	B. Kosar	RCB 29	H. Dixon
RB 44	E. Byner	SS 24	R. Ellis
FB 34	K. Mack	FS 37	C. Rockins

## DEFENSE

**BROWNS SUBSTITUTIONS:** K 3 M. Mosley, P 7 J. Gossett, S 22 F. Wright, CB 23 M. Harper, S 27 A. Gross, RB 28 H. Fontenot, RB 39 M. Everett, CB 48 D. Hoggard, LB 50 B. Van Pelt, LB 58 S. Nicholas, LB 59 M. Johnson, G 62 G. Lilja, G 70 L. Williams, NT 72 D. Puzzuoli, TE 81 H. Holt, WR 85 C. Weathers, WR 86 B. Brennan, TE 87 T. Tucker, WR 89 G. McNeil, DE 91 S. Clancy. **DID NOT PLAY:** QB 10 M. Pagel, RB 33 C. Dickey.

## FINAL INDIVIDUAL STATISTICS

Denver Broncos											Cleveland Browns										
RUSHING	ATT	YDS	AVG	LG	TD	RUSHING	ATT	YDS	AVG	LG	TD										
S. Winder	26	83	3.2	9	0	K. Mack	26	94	3.6	15	0										
J. Elway	4	56	14.0	34	0	B. Kosar	4	3	0.8	3	0										
G. Lang	3	9	3.0	4	0	H. Fontenot	3	3	1.0	4	0										
S. Sewell	1	1	1.0	1	0																
G. Willhite	3	0	0.0	2	1																
TOTAL	37	149	4.0	34	1	TOTAL	33	100	3.0	15	0										
PASSING	ATT	CMP	YDS	TKD/YD	TD	LG	IN	Rtg.	PASSING	ATT	CMP	YDS	TKD/YD	TD	LG	IN	Rtg.				
J. Elway	38	22	244	2/19	1	28	1	74.9	B. Kosar	32	18	259	1/3	2	48	2	77.5				
TOTAL	38	22	244	2/19	1	28	1	74.9	TOTAL	32	18	259	1/3	2	48	2	77.5				
PASS RECEIVING	NO	YDS	AVG	LG	TD	PASS RECEIVING	NO	YDS	AVG	LG	TD										
S. Watson	3	55	18.3	28	0	H. Fontenot	7	66	9.4	24	1										
S. Sewell	3	47	15.7	22	0	B. Brennan	4	72	18.0	48	1										
O. Mobley	3	36	12.0	22	0	R. Langhorne	2	35	17.5	22	0										
V. Johnson	3	25	8.3	14	0	K. Mack	2	20	10.0	12	0										
M. Jackson	2	25	12.5	20	1	C. Weathers	1	42	42.0	42	0										
C. Kay	2	23	11.5	15	0	W. Slaughter	1	20	20.0	20	0										
G. Willhite	2	20	10.0	16	0	E. Byner	1	4	4.0	4	0										
S. Winder	2	2	1.0	5	0																
C. Sampson	1	10	10.0	10	0																
G. Lang	1	1	1.0	1	0																
TOTAL	22	244	11.1	28	1	TOTAL	18	259	14.4	48	2										
INTERCEPTIONS	NO	YDS	AVG	LG	TD	INTERCEPTIONS	NO	YDS	AVG	LG	TD										
J. Ryan	1	26	26.0	26	0	M. Harper	1	0	0.0	0	0										
R. Hunley	1	14	14.0	14	0																
TOTAL	2	40	20.0	26	0	TOTAL	1	0	0.0	0	0										
PUNTING	NO	YDS	AVG	NET	TB	IN20	LG	PUNTING	NO	YDS	AVG	NET	TB	IN20	LG						
M. Horan	6	244	40.7	34.5	0	1	48	J. Gossett	6	259	43.2	38.2	1	2	58						
J. Elway	1	19	19.0	19.0	0	1	19														
TOTAL	7	263	37.6	32.3	0	2	48	TOTAL	6	259	43.2	38.2	1	2	58						
PUNT RETURNS	NO	YDS	AVG	FC	LG	TD	PUNT RETURNS	NO	YDS	AVG	FC	LG	TD								
G. Willhite	3	10	3.3	1	4	0	G. McNeil	3	37	12.3	1	18	0								
TOTAL	3	10	3.3	1	4	0	RETURNS	3	37	12.3	1	18	0								
KICKOFF RETURNS	NO	YDS	AVG	FC	LG	TD	KICKOFF RETURNS	NO	YDS	AVG	FC	LG	TD								
G. Lang	2	14	7.0	0	14	0	H. Fontenot	2	25	12.5	0	14	0								
K. Bell	2	10	5.0	0	10	0	G. McNeil	4	80	40.0	0	30	0								
M. Freeman	1	9	9.0	0	9	0															
RETURNS	5	33	6.6	0	14	0	RETURNS	6	105	17.5	0	30	0								
Denver Broncos	FUMBLE	Own	Opp.	Own	Opp.	Own	Cleveland Browns	FUMBLE	Own	Opp.	Own	Opp.	Own	Opp.	Own						
FUMBLES	Fum	Lost	Rec.	Yds	TD	FF	Rec.	Yds	TD	Bnds	FUMBLES	Fum	Lost	Rec.	Yds	TD	Bnds				
K. Woodard	0	0	0	0	0	0	1	0	0	0	K. Mack	2	1	0	0	0	0				
K. Bell	2	0	2	0	0	0	0	0	0	0	T. Tucker	0	0	1	0	0	0				
K. Bishop	0	0	0	0	0	1	0	0	0	0	G. McNeil	1	0	0	0	0	0				
											C. Rockins	0	0	1	0	0	0				
TOTAL	2	0	2	0	0	1	1	0	0	0	TOTAL	3	1	2	0	0	0				



## Denver 22, New England 17

Sunday, Jan. 4, 1987 • 2 p.m. MST • Mile High Stadium • Denver

WEATHER: Sunny, 65°, Wind S 9 mph • ATTENDANCE: 76,105 • TIME: 3:09

## 1986 AFC Divisional Playoff Game

Rulon Jones sacked Tony Eason in the end zone for a safety with 1:37 left on the clock to halt the Patriots' final comeback drive and give Denver a 22-17 win in an AFC Divisional Playoff Game in front of 76,105 fans at Mile High Stadium. The postseason victory was the first for the Broncos since the 1977 season.

The two teams traded punts for the first nine minutes of the game before Denver began its first scoring drive. Starting at their own 20, the Broncos took four plays to reach the New England 7 behind John Elway completions of 39 and 21 yards. On second-and-goal from the 4, Elway rolled around the left side and was hit just short of the goal line. He was penalized (delay of game) for spiking the ball after the play, and that sent Denver back to the 6. Two plays later, Rich Karlis nailed a 27-yard field goal that gave Denver a 3-0 lead.

New England mounted a 7-play, 87-yard drive later in the quarter with Eason hitting Stanley Morgan for a 19-yard touchdown. The Broncos roared right back with a 13-play, 82-yard drive that was punctuated by a 22-yard touchdown run by Elway, giving them a 10-7 lead midway through the second quarter. The Patriots tied the score on the final play of the first half with a 38-yard Tony Franklin field goal.

Denver received the kickoff to open the second half and proceeded to chew up more than nine minutes off the clock. The Broncos ran the ball 11 times on the drive, which stalled on the Patriots' 5. Karlis' 22-yard field goal put Denver up 13-10.

Five plays into the next New England drive, the Patriots took a page out of Dan Reeves' bag of tricks, scoring on a flea-flicker that ended with a 45-yard touchdown pass from Eason to Morgan that gave New England its first lead of the game at 17-13. Denver jumped right back on top, traveling 86 yards on six plays to score on a 48-yard Elway-to-Vance Johnson pass on the last play of the third quarter.

The two teams both punted three times in the fourth quarter, and the last one, a Mike Horan punt of 54 yards, backed New England to its own 10. On first down, Eason dropped back to pass but was sacked for a safety by Jones. Denver recovered the onside free kick and held on to the ball and the win.

Elway completed 13-of-32 passes for 257 yards with one score, and Sammy Winder rushed for 102 yards on 19 carries. Johnson led the Broncos with 89 receiving yards. Defensively, four different Denver players combined for five sacks.

## OFFICIALS:

Referee — Jerry Seeman (70); Umpire — Rex Stuart (103); Line Judge — Ray Dodez (74); Side Judge — Bob Rice (80); Head Linesman — Burl Toler (37); Back Judge — Jim Poole (92); Field Judge — Ron Spittler (119).

		1	2	3	4	OT	TOTAL		FIELD GOALS (made ( ) & missed)
VISITOR	New England Patriots	0	10	7	0	—	17		T. Franklin (38)
HOME	Denver Broncos	3	7	10	2	—	22		R. Karlis (27) (22)
Team	Qtr	Clock Time	PLAY DESCRIPTION (Extra Point) (Drive Info)				SCORE		
BRONCOS	1	12:12	R. Karlis 27 yd. Field Goal (8-71, 3:07)				0	3	
PATRIOTS	2	0:56	S. Morgan 19 yd. pass from T. Eason (T. Franklin, kick) (7-87, 2:24)				7	3	
BRONCOS	2	7:18	J. Elway 22 yd. run (R. Karlis, kick) (13-82, 6:22)				7	10	
PATRIOTS	2	14:58	T. Franklin 38 yd. Field Goal (5-8, 0:56)				10	10	
BRONCOS	3	9:10	R. Karlis 22 yd. Field Goal (15-80, 9:10)				10	13	
PATRIOTS	3	12:10	S. Morgan 45 yd. pass from T. Eason (T. Franklin, kick) (5-78, 3:00)				17	13	
BRONCOS	3	15:00	V. Johnson 48 yd. pass from J. Elway (R. Karlis, kick) (6-86, 2:50)				17	20	
BRONCOS	4	13:23	Safety—T. Eason tackled in end zone by R. Jones				17	22	

## DENVER BRONCOS

OFFENSE			DEFENSE		
WR	82	V. Johnson	LE	75	R. Jones
LT	70	D. Studdard	NT	71	G. Kragen
LG	54	K. Bishop	RE	61	A. Townsend
C	64	B. Bryan	LOLB	50	J. Ryan
RG	60	P. Howard	LILB	77	K. Mecklenburg
RT	76	K. Lanier	RILB	98	R. Hunley
TE	85	J. Hackett	ROLB	57	T. Jackson
WR	81	S. Watson	LCB	20	L. Wright
QB	7	J. Elway	FS	43	S. Foley
RB	23	S. Winder	SS	48	R. Robbins
TE	89	O. Mobley	RCB	31	M. Harden

BRONCOS SUBSTITUTIONS: P 2 M. Horan, K 3 R. Karlis, QB 8 G. Kubiak, S 22 T. Lilly, RB 30 S. Sewell, RB 33 G. Lang, RB 35 K. Bell, CB 36 M. Haynes, CB 45 S. Wilson, RB 47 G. Willhite, LB 52 K. Woodard, LB 55 R. Dennison, LB 59 D. Comeaux, G 62 M. Freeman, G 63 M. Cooper, NT 69 T. Colorito, DE 73 S. Fletcher, T 74 D. Remsburg, WR 80 M. Jackson, WR 84 C. Sampson, WR 87 B. Micho, DE 90 F. Gilbert. **DID NOT PLAY:** S 49 D. Smith.

## NEW ENGLAND PATRIOTS

OFFENSE			DEFENSE		
WR	86	S. Morgan	LE	96	B. Williams
LT	76	B. Holloway	NT	90	T. Williams
LG	66	P. Fairchild	RE	60	G. Veris
C	58	P. Brock	LOLB	56	A. Tippett
RG	61	R. Wooten	LILB	52	J. Rember
RT	68	D. Haley	RILB	50	L. McGrew
TE	48	G. Baty	ROLB	55	D. Blackmon
WR	80	I. Fryar	LCB	43	E. Gibson
QB	11	T. Eason	FS	31	F. Marion
FB	30	M. Tatupu	SS	38	R. James
HB	33	T. Collins	RCB	26	R. Clayborn

PATRIOTS SUBSTITUTIONS: K 1 T. Franklin, P 3 R. Camarillo, RB 21 R. Dupard, DB 22 E. Profit, CB 23 R. McSwain, RB 27 G. Hawthorne, S 28 J. Bowman, RB 32 C. James, LB 59 S. Doig, T 62 B. Bain, C 64 T. Matich, C 75 G. Morris, WR 81 S. Starring, WR 82 D. Williams, WR 83 C. Jones, TE 88 W. Scott, NT 65 M. Ruth, LB 95 E. Reynolds, DE 97 M. Hodge, NT 98 D. Owens. **DID NOT PLAY:** QB 12 T. Ramsey, QB 14 S. Grogan, DB 42 R. Lippett.

## FINAL INDIVIDUAL STATISTICS

New England Patriots											Denver Broncos														
RUSHING	ATT	YDS	AVG	LG	TD						RUSHING	ATT	YDS	AVG	LG	TD									
T. Collins	5	46	9.2	23	0						S. Winder	19	102	5.4	16	0									
C. James	10	31	3.1	17	0						G. Lang	11	44	4.0	14	0									
T. Eason	2	23	11.5	13	0						J. Elway	5	18	3.6	22	1									
R. Dupard	5	18	3.6	8	0						K. Bell	2	12	6.0	8	0									
G. Hawthorne	1	5	5.0	5	0						S. Sewell	2	8	4.0	8	0									
I. Fryar	1	-2	-2.0	-2	0						G. Willhite	3	4	1.3	3	0									
TOTAL	24	121	5.0	23	0						TOTAL	42	188	4.5	22	1									
PASSING	ATT	CMP	YDS	TD	LG	INT	Rtg.					PASSING	ATT	CMP	YDS	TD	LG	INT	Rtg.						
T. Eason	24	13	194	6/44	2	45	108.7					J. Elway	32	13	257	1/4	1	49	2	53.8					
TOTAL	24	13	194	6/44	2	45	108.7					TOTAL	32	13	257	1/4	1	49	2	53.8					
PASS RECEIVING			NO	YDS	AVG	LG	TD						PASS RECEIVING			NO	YDS	AVG	LG	TD					
T. Collins			4	46	11.5	20	0						V. Johnson			4	89	22.3	48	1					
S. Morgan			3	100	33.3	45	2						S. Sewell			3	41	13.7	39	0					
G. Baty			3	31	10.3	13	0						O. Mobley			2	69	34.5	49	0					
I. Fryar			2	11	5.5	7	0						S. Watson			1	21	21.0	21	0					
G. Hawthorne			1	6	6.0	6	0						B. Micho			1	20	20.0	20	0					
													S. Winder			1	16	16.0	16	0					
													G. Lang			1	1	1.0	1	0					
TOTAL			13	194	14.9	45	2						TOTAL			13	257	19.8	49	1					
INTERCEPTIONS			NO	YDS	AVG	LG	TD						INTERCEPTIONS			NO	YDS	AVG	LG	TD					
R. McSwain			1	2	2.0	2	0																		
J. Rember			1	0	0.0	0	0																		
TOTAL			2	2	1.0	2	0						TOTAL			0	0	0.0	—	0					
PUNTING	NO	YDS	AVG	NET	TB	IN20	LG						PUNTING	NO	YDS	AVG	NET	TB	IN20	LG					
R. Camarillo	9	452	50.2	41.9	2	0	60						M. Horan	5	245	49.0	42.4	1	3	54					
													J. Elway	1	31	31.0	11.0	1	1	31					
TOTAL	9	452	50.2	41.9	2	0	60						Total	6	276	46.0	34.2	2	4	54					
PUNT RETURNS	NO	YDS	AVG	FC	LG	TD						PUNT RETURNS	NO	YDS	AVG	FC	LG	TD							
I. Fryar	2	13	6.5	0	9	0						G. Willhite	1	9	9.0	1	9	0							
													V. Johnson	3	26	8.7	0	13	0						
RETURNS	2	13	6.5	0	9	0						RETURNS	4	35	8.8	1	13	0							
KICKOFF RETURNS	NO	YDS	AVG	FC	LG	TD						KICKOFF RETURNS	NO	YDS	AVG	FC	LG	TD							
S. Starring	2	31	15.5	0	21	0						G. Lang	1	21	21.0	0	21	0							
													K. Bell	3	63	21.0	0	35	0						
RETURNS	2	31	15.5	0	21	0						Returns	4	84	21.0	0	35	0							
New England Patriots	Own		Opp.				Out							Denver Broncos	Own		Opp.				Out				
FUMBLES	Fum	Lost	Rec.	Yds	TD	FF	Rec.	Yds	TD	Bnds						FUMBLES	Fum	Lost	Rec.	Yds	TD	Bnds			
T. Eason	1	0	0	0	0	0	0	0	0	0															
P. Brock	0	0	1	0	0	0	0	0	0	0															
TOTAL	1	0	1	0	0	0	0	0	0	0						TOTAL	0	0	0	0	0	0	0		

## FINAL TEAM STATISTICS

PATRIOTS				BRONCOS				PATRIOTS				BRONCOS			
TOTAL FIRST DOWNS				12		23		PUNTS Number and Average				9-50		6-46	
By Rushing				6		12		Had Blocked				0		0	
By Passing				13		9		FGs – PATs Had Blocked				0-0		0-0	
By Penalty				0		2		TOTAL RETURN YARDAGE (Not Including Kickoffs)				15		35	
THIRD DOWN EFFICIENCY				2-12-17%		5-15-33%		No. and Yards Punt Returns				2-13		4-35	
FOURTH DOWN EFFICIENCY				0-0-0%		0-0-0%		No. and Yards Kickoff Returns				2-31		4-84	
TOTAL NET YARDS				271		441		No. and Yards Interception Returns				2-2		0-0	
Total Offensive Plays (inc. times thrown passing)				54		75		PENALTIES Number and Yards				5-45		3-20	
Average gain per offensive play				5.0		5.9		FUMBLES Number and Lost				1-0		0-0	
NET YARDS RUSHING				121		188		TOUCHDOWNS				2		2	
Total Rushing Plays				24		42		Rushing				0		1	
Average gain per rushing play				5.0		4.5		Passing				2		0	
NET YARDS PASSING				150		253		Returns				0		0	
Times thrown – yards lost attempting to pass				6-44		1-4		EXTRA POINTS Made-Attempts				2-2		2-2	
Gross yards passing				194		257		FIELD GOALS Made-Attempts				1-1		2-2	
PASS ATTEMPTS-COMPLETIONS-HAD INTERCEPTED				24-13-0		32-13-2		SAFETIES				1		0	
Average gain per pass play (inc. # thrown passing)				5.0		7.7		FINAL SCORE				17		22	
								TIME OF POSSESSION				24:31		35:29	



## Pittsburgh 24, Denver 17

Sunday, Dec. 30, 1984 • 2 p.m. MST • Mile High Stadium • Denver

WEATHER: Mostly Sunny, 52°, Wind N 7 mph • ATTENDANCE: 74,981 • TIME: 3:11

### 1984 AFC Divisional Playoff Game

The Denver Broncos, after posting the most regular-season wins in franchise history with a 13-3 record, lost an AFC Divisional Playoff Game to the Pittsburgh Steelers 24-17 in front of 74,981 fans at Mile High Stadium.

Denver had two possessions in the final two minutes of the game with a chance to tie but failed to score as Pittsburgh advanced to the AFC Championship Game.

The Broncos' opportunistic defense recovered two Steelers fumbles in the first quarter. Denver was unable to capitalize on the first takeaway with Rich Karlis missing a 39-yard field goal attempt. Pittsburgh then lost a fumble on its next play, setting up a 9-yard touchdown pass from John Elway to running back Jim Wright that gave the Broncos a 7-0 lead.

Pittsburgh scored on a 28-yard field goal on the first play of the second quarter, and just before halftime, the Steelers took a 10-7 lead on Frank Pollard's 1-yard touchdown run.

Denver tied the game early in the third quarter on a 21-yard Karlis field goal. The Broncos regained their lead midway through the quarter on their next possession, scoring on a 20-yard pass from Elway to wide receiver Steve Watson.

The Steelers answered with a scoring drive of their own, tying the game at 17 on a 10-yard Mark Malone-to-Louis Lipps pass 11:41 into the third quarter.

A turnover by the Broncos late in the game set up the Steelers' game-winning touchdown. Pittsburgh's Eric Williams intercepted an Elway pass and returned it to the Denver 2-yard line with only 2:45 left in the game, and two plays later, Pollard scored on a rush to give the Steelers a 24-17 advantage. Denver couldn't move the ball on its final two possessions as time expired.

Elway finished the game with 184 yards on 19-of-37 passing with two touchdowns and two interceptions. Watson led all receivers with 177 yards on 11 catches with one touchdown and a long reception of 52 yards.

Pittsburgh's defense limited the Broncos to just 51 yards on 22 carries (2.3 avg.) and held Denver to just 4-of-13 (30.8%) success on third downs.

The Steelers' offense racked up 381 yards of total offense, and Malone completed 17-of-28 passes for 224 yards with one touchdown. Pollard led all rushers with 99 yards on 16 carries (6.2 avg.) and scored a pair of touchdowns while Walter Abercrombie added 75 yards on 17 carries as part of a Pittsburgh ground game that totaled 169 yards.

#### OFFICIALS:

**Referee** — Fred Wyant (11); **Umpire** — Art Demmas (78); **Line Judge** — Vern Marshall (94); **Side Judge** — Royal Cathcart (16); **Head Linesman** — Dale Williams (8); **Back Judge** — Dick Hantak (105); **Field Judge** — Bob Lewis (18).

		1	2	3	4	OT	TOTAL		
<b>VISITOR</b>	Pittsburgh Steelers	0	10	7	7	—	24		
<b>HOME</b>	Denver Broncos	7	0	10	0	—	17		

Team	Qtr	Clock Time	PLAY DESCRIPTION (Extra Point) (Drive Info)	SCORE Visitor	SCORE Home
BRONCOS	1	8:30	J. Wright 9 yd. pass from J. Elway (R. Karlis, kick) (5-22, 2:25)	0	7
STEELERS	2	0:04	G. Anderson 28 yd. Field Goal (12-62, 6:16)	3	7
STEELERS	2	13:46	F. Pollard 1 yd. run (G. Anderson, kick) (8-78, 1:56)	10	7
BRONCOS	3	2:50	R. Karlis 21 yd. Field Goal (4-0, 1:47)	10	10
BRONCOS	3	7:45	S. Watson 20 yd. pass from J. Elway (R. Karlis, kick) (6-46, 3:01)	10	17
STEELERS	3	11:41	L. Lipps 10 yd. pass from M. Malone (G. Anderson, kick) (7-66, 3:46)	17	17
STEELERS	4	13:01	F. Pollard 2 yd. run (G. Anderson, kick) (3-2, 1:36)	24	17

FIELD GOALS (made ( ) & missed)	
G. Anderson	(28) 40WR 26WL 39WR
R. Karlis	39WR 57S (21)

### DENVER BRONCOS

OFFENSE			DEFENSE		
WR	85	D. Summers	LE	79	B. Chavous
LT	70	D. Studdard	NT	68	R. Carter
LG	54	K. Bishop	RE	75	R. Jones
C	64	B. Bryan	LOLB	50	J. Ryan
RG	60	P. Howard	LILB	55	R. Dennison
RT	76	K. Lanier	RILB	58	S. Busick
TE	88	C. Kay	ROLB	57	T. Jackson
WR	81	S. Watson	LCB	20	L. Wright
RB	23	S. Winder	SS	49	D. Smith
QB	7	J. Elway	FS	43	S. Foley
HB	87	J. Wright	RCB	31	M. Harden

**BRONCOS SUBSTITUTIONS:** P 1 C. Norman, K 3 R. Karlis, S 22 T. Lilly, RB 24 R. Parros, DB 28 R. Jackson, RB 33 G. Lang, RB 39 J. Myles, CB 45 S. Wilson, RB 47 G. Willhite, DB 48 R. Robbins, LB 52 K. Woodard, LB 59 D. Comeaux, DL 61 A. Townsend, G 62 M. Freeman, DE 65 W. Bowyer, NT 66 S. Garnett, T 72 M. Graves, OL 74 W. Hood, DE 77 K. Mecklenburg, WR 80 R. Alexander, WR 84 C. Sampson, LB 98 R. Hunley.  
**DID NOT PLAY:** QB 8 G. Kubiak, 26 C. Brewer, 67 G. Hyde, 69 B. Manor.

### PITTSBURGH STEELERS

OFFENSE			DEFENSE		
WR	82	J. Stallworth	LE	95	J. Goodman
LT	63	P. Rostovsky	NT	67	G. Dunn
LG	73	C. Wolfley	RE	64	E. Nelson
C	52	M. Webster	LOLB	57	M. Merriweather
RG	74	T. Long	LILB	50	D. Little
RT	62	T. Ilkin	RILB	56	R. Cole
TE	81	D. Nelson	ROLB	53	B. Hinkle
WR	83	L. Lipps	LCB	49	D. Woodruff
QB	16	M. Malone	RCB	41	S. Washington
RB	34	W. Abercrombie	SS	31	D. Shell
FB	30	F. Pollard	FS	21	E. Williams

**STEELERS SUBSTITUTIONS:** K 1 G. Anderson, P 5 C. Colquitt, CB 22 R. Woods, TE 23 L. Brown, RB 24 R. Erenberg, RB 26 S. Gillespie, S 28 E. Williams, CB 29 R. Johnson, RB 33 H. Clayton, RB 38 E. Veals, RB 40 A. Corley, LB 54 C. Bigham, LB 59 T. Seabaugh, C. 60 R. Rasmussen, T 72 R. Snell, DE 78 M. Catano, WR 80 W. Capers, WR 85 C. Sweeney, WR 87 W. Thompson, LB 90 B. Kohrs, DE K. 92 Gary, DE K. 93 Willis, TE 89 B. Cunningham. **DID NOT PLAY:** QB 10 S. Campbell, QB 19 D. Woodley, G 61 B. Wingle, T 77 S. August.

### FINAL INDIVIDUAL STATISTICS

Pittsburgh Steelers											Denver Broncos										
RUSHING	ATT	YDS	AVG	LG	TD						RUSHING	ATT	YDS	AVG	LG	TD					
F. Pollard	16	99	6.2	23	2						S. Winder	15	37	2.5	9	0					
W. Abercrombie	17	75	4.4	18	0						J. Elway	4	16	4.0	13	0					
E. Veals	1	1	1.0	1	0						G. Willhite	1	1	1.0	1	0					
L. Lipps	1	0	0	0	0						R. Parros	1	0	0.0	0	0					
M. Malone	5	-6	-1.2	0	0						S. Watson	1	-3	-3.0	-3	0					
TOTAL	40	169	4.2	23	2						TOTAL	22	51	2.3	13	0					
PASSING	ATT	CMP	YDS	TKD/ YD	TD	LG	IN	Rtg.			PASSING	ATT	CMP	YDS	TKD/ YD	TD	LG	IN	Rtg.		
M. Malone	28	17	224	2/12	1	25	0	97.9			J. Elway	37	19	184	4/37	2	21	2	61.1		
											G. Willhite	1	1	52	0/0	0	52	0	118.8		
TOTAL	28	17	224	2/12	1	25	0	97.9			TOTAL	38	20	236	4/37	2	52	2	67.4		
PASS RECEIVING			NO	YDS	AVG	LG	TD			PASS RECEIVING			NO	YDS	AVG	LG	TD				
L. Lipps			5	86	17.2	25	1			S. Watson			11	177	16.1	52	1				
F. Pollard			4	48	12.0	17	0			S. Winder			4	22	5.5	8	0				
J. Stallworth			3	38	12.7	14	0			J. Wright			2	16	8.0	9	1				
W. Abercrombie			3	18	9.0	6	0			G. Willhite			2	12	6.0	8	0				
B. Cunningham			1	19	19.0	19	0			R. Alexander			1	9	9.0	9	0				
R. Thompson			1	15	15.0	15	0														
TOTAL			17	224	13.2	25	1			TOTAL			20	236	11.8	52	2				
INTERCEPTIONS			NO	YDS	AVG	LG	TD			INTERCEPTIONS			NO	YDS	AVG	LG	TD				
E. Williams			1	28	28.0	28	0														
G. Dunn			1	6	6.0	6	0														
TOTAL			2	34	17.0	28	0			TOTAL			0	0	0.0	—	0				
PUNTING	NO	YDS	AVG	NET	TB	IN20	LG			PUNTING	NO	YDS	AVG	NET	TB	IN20	LG				
C. Colquitt	2	85	42.5	34.0	0	0	46			C. Norman	4	169	42.3	40.0	0	1	51				
(BLOCKED)	1	0	0.0	0.0	0	0	0														
TOTAL	3	85	28.3	25.3	0	0	46			TOTAL	4	169	42.3	40.0	0	1	51				
PUNT RETURNS	NO	YDS	AVG	FC	LG	TD			PUNT RETURNS	NO	YDS	AVG	FC	LG	TD						
L. Lipps	3	9	3.0	0	7	0			G. Willhite	2	17	8.5	0	17	0						
RETURNS	3	9	3.0	0	7	0			RETURNS	2	17	8.5	0	17	0						
KICKOFF RETURNS	NO	YDS	AVG	FC	LG	TD			KICKOFF RETURNS	NO	YDS	AVG	FC	LG	TD						
L. Lipps	3	73	24.3	0	34	0			G. Willhite	2	56	28.0	0	31	0						
R. Erenberg	1	29	29.0	0	29	0															
RETURNS	4	102	25.5	0	34	0			RETURNS	2	56	28.0	0	31	0						
Pittsburgh Steelers	Fum	Lost	Own Rec.	Yds	TD	FF	Rec.	Yds	TD	Out Bnds	Denver Broncos	Fum	Lost	Own Rec.	Yds	TD	FF	Rec.	Yds	TD	Out Bnds
FUMBLES	Fum	Lost	Own Rec.	Yds	TD	FF	Rec.	Yds	TD	Out Bnds	J. Elway	1	0	1	0	0	0	0	0	0	0
M. Malone	2	2	0	0	0	0	0	0	0	0	A. Townsend	0	0	0	0	0	0	1	0	0	0
L. Lipps	1	0	1	0	0	0	0	0	0	0	T. Jackson	0	0	0	0	0	0	1	0	0	0
											G. Willhite	1	0	1	0	0	0	0	0	0	0
TOTAL	3	2	1	0	0	0	0	0	0	0	TOTAL	2	0	2	0	0	0	2	0	0	0

### FINAL TEAM STATISTICS

	STEELERS		BRONCOS			STEELERS		BRONCOS	
TOTAL FIRST DOWNS	25	15	PUNTS Number and Average			3-28	4-42		
By Rushing	12	4	Had Blocked			1	0		
By Passing	13	11	FGs – PATs Had Blocked			0-0	0-0		
By Penalty	0	0	TOTAL RETURN YARDAGE (Not Including Kickoffs)			145	73		
THIRD DOWN EFFICIENCY	5-13-39%	4-13-31%	No. and Yards Punt Returns			3-9	2-17		
FOURTH DOWN EFFICIENCY	0-0-0%	0-1-0%	No. and Yards Kickoff Returns			4-102	2-56		
TOTAL NET YARDS	381	250	No. and Yards Interception Returns			2-34	0-0		
Total Offensive Plays (inc. times thrown passing)	70	64	PENALTIES Number and Yards			4-30	1-51		
Average gain per offensive play	5.4	3.9	FUMBLES Number and Lost			3-2	2-0		
NET YARDS RUSHING	169	51	TOUCHDOWNS			3	2		
Total Rushing Plays	40	22	Rushing			2	0		
Average gain per rushing play	4.2	2.3	Passing			1	2		
NET YARDS PASSING	212	199	Returns			0	0		
Times thrown – yards lost attempting to pass	2-12	4-37	EXTRA POINTS Made-Attempts			3-3	2-22		
Gross yards passing	224	236	FIELD GOALS Made-Attempts			1-4	1-3		
PASS ATTEMPTS-COMPLETIONS-HAD INTERCEPTED	28-17-0	38-20-2	SAFETIES			0	0		
Average gain per pass play (inc. # thrown passing)	7.1	4.7	FINAL SCORE			24	17		
			TIME OF POSSESSION			32:52	27:08		





## Seattle 31, Denver 7

Saturday, Dec. 24, 1983 • 1 p.m. PST • Kingdome • Seattle

WEATHER: Indoors • ATTENDANCE: 60,752 • TIME: 2:53

## 1983 AFC Wild Card Playoff Game

The Seattle Seahawks broke open a close contest against the Denver Broncos with two second-half Dave Krieg touchdown passes that propelled them to a 31-7 win in an AFC Wild Card Playoff Game in front of 60,752 fans at the Kingdome.

It didn't take the Seahawks long to get on the scoreboard as they traveled 62 yards on eight plays during their first offensive possession for a touchdown. Krieg connected with Steve Largent on a 17-yard scoring pass for a 7-0 lead with less than five minutes gone in the first quarter.

Later that period, the Broncos came back to tie the game after they mounted a 9-play, 76-yard touchdown drive. The score came on a 13-yard pass from Steve DeBerg to Jesse Myles.

Denver looked poised to take the lead, but Seattle cornerback Kerry Justin intercepted a DeBerg pass on the Broncos' next drive to end the threat. Seattle drove to Denver's 20-yard line, where Norm Johnson converted a 37-yard field goal.

On its next possession, Denver drove to the Seattle 4-yard line, but a fumble by running back Gerald Willhite was recovered by safety Paul Moyer. The Seahawks were able to run out the clock in the first half and hold on to their 10-7 lead.

The second half belonged to the Seahawks. Krieg passed for two more touchdowns and fullback David Hughes ran for another, making the score 31-7.

In the third quarter, Seattle travelled 73 yards on five plays and scored on Krieg's second touchdown pass of the game that went to tight end Pete Metzelaars.

Krieg threw his third touchdown pass of the game early in the fourth quarter to give Seattle a 24-7 lead. He found wide receiver Paul Johns for an 18-yard touchdown strike, which capped a 9-play, 61-yard drive.

The Seahawks' final points came late in the fourth quarter when Hughes scored on a 2-yard run.

Despite totaling 360 yards of offense, Denver could not keep up with Seattle. Three turnovers—interceptions by DeBerg and John Elway along with a fumble by Willhite—proved to be the difference. DeBerg ended the game with 131 yards on 14-of-19 passing, and Elway added 123 yards on 10-of-15 passing in his first career postseason game.

For the Seahawks, Krieg completed 12-of-13 passes for 200 yards with three touchdowns and no interceptions. He finished with a perfect 158.3 passer rating.

## OFFICIALS:

**Referee** — Red Cashion (43); **Umpire** — John Keck (67); **Line Judge** — Dick McKenzie (41); **Side Judge** — Gil Mace (90); **Head Linesman** — Sid Semon (109); **Back Judge** — Don Wedge (28); **Field Judge** — Bob Wortman (84).

		1	2	3	4	OT	TOTAL	FIELD GOALS (made ( ) & missed)
<b>VISITOR</b>	Denver Broncos	7	0	0	0	—	7	
<b>HOME</b>	Seattle Seahawks	7	3	7	14	—	31	N. Johnson (37)
Team	Qtr	Clock Time	PLAY DESCRIPTION (Extra Point) (Drive Info)				SCORE	
			Visitor	Home				
SEAHAWKS	1	4:42	S. Largent 17 yd. pass from D. Krieg (N. Johnson, kick) (8-62, 4:33)				0	7
BRONCOS	1	11:22	J. Myles 13 yd. pass from S. DeBerg (R. Karlis, kick) (9-76, 4:08)				7	7
SEAHAWKS	2	5:35	N. Johnson 37 yd. Field Goal (9-32, 4:33)				7	10
SEAHAWKS	3	7:02	P. Metzelaars 5 yd. pass from D. Krieg (N. Johnson, kick) (5-73, 3:19)				7	17
SEAHAWKS	4	0:04	P. Johns 18 yd. pass from D. Krieg (N. Johnson, kick) (9-61, 4:17)				7	24
SEAHAWKS	4	5:26	D. Hughes 2 yd. run (N. Johnson, kick) (9-64, 4:43)				7	31

## DENVER BRONCOS

OFFENSE			DEFENSE		
WR	84	C. Sampson	LE	79	B. Chavous
LT	70	D. Studdard	NT	68	R. Carter
LG	54	K. Bishop	RE	75	R. Jones
C	64	B. Bryan	LOLB	50	J. Ryan
RG	60	P. Howard	RT	72	D. Latimer
RT	76	K. Lanier	RILB	53	R. Gradishar
TE	85	R. Egloff	ROLB	57	T. Jackson
WR	81	S. Watson	LCB	20	L. Wright
QB	17	S. DeBerg	RCB	31	M. Harden
RB	23	S. Winder	SS	49	D. Smith
FB	34	N. Poole	FS	43	S. Foley

**BRONCOS SUBSTITUTIONS:** K 3 R. Karlis, QB 7 J. Elway, P 11 L. Prestridge, CB 21 M. Dupree, DB 28 R. Jackson, S 29 W. Myers, DB 37 S. Trimble, RB 39 J. Myles, CB 45 S. Wilson, HB 46 D. Preston, RB 47 G. Willhite, LB 52 K. Woodard, LB 55 R. Dennison, LB 58 S. Busick, LB 59 D. Comeaux, G 62 T. Glasic, G 63 M. Cooper, DE 65 W. Bowyer, DE 66 B. Manor, T 67 K. Uecker, T 74 J. Baker, LB 77 K. Mecklenburg, DE 78 R. Stachowski, WR 82 Z. Thomas, TE 83 J. Sawyer, TE 88 R. Odoms. **DID NOT PLAY:** QB 8 G. Kubiak.

## SEATTLE SEAHAWKS

OFFENSE			DEFENSE		
TE	88	P. Metzelaars	LE	79	J. Green
LT	64	R. Essink	NT	72	J. Nash
LG	65	E. Bailey	RE	77	J. Bryant
C	59	B. Bush	LOLB	58	B. Scholtz
RG	61	R. Pratt	LILB	52	J. Norman
RT	76	S. August	RILB	53	K. Butler
TE	87	C. Young	ROLB	56	G. Gaines
WR	80	S. Largent	LCB	26	K. Justin
QB	17	D. Krieg	RCB	22	D. Brown
RB	28	C. Warner	SS	45	K. Easley
FB	32	C. Bryant	FS	44	J. Harris

**SEAHAWKS SUBSTITUTIONS:** P 8 J. West, K 9 N. Johnson, QB 10 J. Zorn, S 21 P. Moyer, CB 27 G. Johnson, WR 29 H. Jackson, RB 31 Z. Dixon, FB 33 D. Doornink, S 35 D. Dufek, RB 37 E. Lane, CB 42 K. Simpson, FB 46 D. Hughes, LB 51 S. Merriman, LB 57 S. Robinson, LB 63 M. Hicks, G 66 B. Dugan, DE 70 D. Irvin, DT 74 M. Tuiaosopolo, WR 83 C. Castor, DE 84 S. Clancy, WR 85 P. Johns, TE 86 M. Tice, WR 89 B. Walker. **DID NOT PLAY:** WR 55 M. Jackson, C 62 K. Kauahi, G 67 R. McKenzie, T 69 M. Hernandez.

## FINAL INDIVIDUAL STATISTICS

Denver Broncos											Seattle Seahawks												
RUSHING		ATT	YDS	AVG	LG	TD	RUSHING		ATT	YDS	AVG	LG	TD										
S. Winder		16	59	3.7	35	0	C. Warner		23	99	4.3	15	0										
N. Poole		7	25	3.6	7	0	D. Hughes		3	16	5.3	9	1										
J. Elway		3	16	5.3	11	0	C. Bryant		5	15	3.0	4	0										
G. Willhite		5	16	3.2	6	0	D. Krieg		3	9	3.0	6	0										
C. Sampson		1	8	8.0	8	0	Z. Dixon		3	4	1.3	5	0										
S. Watson		1	1	1.0	1	0	J. Zorn		1	2	2.0	2	0										
TOTAL		33	125	3.8	35	0	TOTAL		38	145	3.8	15	1										
PASSING		ATT	CMP	YDS	TKD/YD	TD	LG	IN	Rtg.	PASSING		ATT	CMP	YDS	TKD/YD	TD	LG	IN	Rtg.				
S. DeBerg		19	14	131	2/19	1	22	1	87.8	D. Krieg		13	12	200	2/21	3	41	0	158.3				
J. Elway		15	10	123	0/0	0	31	1	64.0	TOTAL		13	12	200	2/21	3	41	0	158.3				
TOTAL		34	24	254	2/19	1	31	2	77.3	TOTAL		13	12	200	2/21	3	41	0	158.3				
PASS RECEIVING		NO		YDS	AVG	LG	TD	PASS RECEIVING		NO		YDS	AVG	LG	TD								
J. Myles		7		73	10.4	18	1	S. Largent		4		76	19.0	34	1								
S. Watson		4		51	12.8	22	0	C. Warner		3		22	7.3	9	0								
N. Poole		4		17	4.3	8	0	P. Johns		2		59	29.5	41	1								
C. Sampson		3		52	17.3	31	0	C. Young		2		38	19.0	28	0								
S. Winder		2		13	6.5	11	0	P. Metzelaars		1		5	5.0	5	1								
Z. Thomas		1		19	19.0	19	0																
R. Egloff		1		16	16.0	16	0																
S. Wilson		1		12	12.0	12	0																
G. Willhite		1		1	1.0	1	0																
TOTAL		24		254	10.6	31	1	TOTAL		12		200	16.7	41	3								
INTERCEPTIONS		NO		YDS	AVG	LG	TD	INTERCEPTIONS		NO		YDS	AVG	LG	TD								
K. Justin		1		45	45.0	45	0	G. Johnson		1		0	0.0	0	0								
TOTAL		0		0	0.0	—	0	TOTAL		2		45	22.5	45	0								
PUNTING		NO	YDS	AVG	NET	TB	IN20	LG	PUNTING		NO	YDS	AVG	NET	TB	IN20	LG						
L. Prestridge		4	191	47.8	33.3	0	0	49	J. West		3	125	41.7	38.3	0	0	47						
TOTAL		4	191	47.8	33.3	0	0	49	TOTAL		3	125	41.7	38.3	0	0	47						
PUNT RETURNS		NO	YDS	AVG	FC	LG	TD	PUNT RETURNS		NO	YDS	AVG	FC	LG	TD								
Z. Thomas		3	10	3.3	0	6	0	P. Johns		4	58	14.5	0	19	0								
TOTAL		3	10	3.3	0	6	0	TOTAL		4	58	14.5	0	19	0								
KICKOFF RETURNS		NO	YDS	AVG	FC	LG	TD	KICKOFF RETURNS		NO	YDS	AVG	FC	LG	TD								
Z. Thomas		4	81	20.3	0	22	0	Z. Dixon		2	43	21.5	0	31	0								
S. Wilson		2	37	18.5	0	20	0																
TOTAL		6	118	19.7	0	22	0	TOTAL		2	43	21.5	0	31	0								
Denver Broncos											Seattle Seahawks												
FUMBLES		Fum	Lost	Own Rec.	Yds	TD	FF	Opp. Rec.	Yds	TD	Out Bnds	FUMBLES		Fum	Lost	Own Rec.	Yds	TD	FF	Opp. Rec.	Yds	TD	Out Bnds
G. Willhite		1	1	0	0	0	0	0	0	0	0	C. Warner		1	0	0	0	0	0	0	0	0	0
												P. Metzelaars		0	0	1	0	0	0	0	0	0	0
												P. Moyer		0	0	0	0	0	0	1	0	0	0
TOTAL		1	1	0	0	0	0	0	0	0	0	TOTAL		1	0	1	0	0	0	1	0	0	0



## Houston 13, Denver 7

Sunday, Dec. 23, 1979 • 3 p.m. CST • Astrodome • Houston

WEATHER: Indoors • ATTENDANCE: 48,776 • TIME: 2:59

### 1979 AFC Wild Card Playoff Game

Toni Fritsch kicked two field goals that provided the margin of victory as the Houston Oilers played strong second-half defense to defeat the Denver Broncos 13-7 in an AFC Wild Card Playoff Game at the Astrodome in front of 48,776 fans.

Fritsch opened the scoring with a 31-yard first-quarter field goal, which capped an 11-play, 64-yard drive.

Denver came back to take a 7-3 lead later in the opening period on a 7-yard pass from Craig Morton to running back Dave Preston. The scoring drive covered 80 yards on 11 plays.

Houston went ahead to stay on a 3-yard run by Earl Campbell at 14:14 of the second quarter. The drive amassed 74 yards on nine plays, but Campbell was injured on the touchdown run and did not return to action in the second half. Houston took the 10-7 lead into halftime.

After a scoreless third quarter, Denver linebacker Bob Swenson intercepted a Gifford Nielsen pass at the Oilers' 26-yard line midway through the fourth period. However, two sacks of Houston led to a 50-yard field goal attempt by Fred Steinfort that hit the upright.

On the ensuing possession, the Oilers drove for a second field goal by Fritsch, this one from 20 yards that provided the final victory margin for Houston.

Denver drove to the Houston 27-yard line at the 2-minute mark, but the Oilers' defense again rose to the occasion to stifle the threat and secure the win.

Oilers quarterback Dan Pastorini and wide receiver Ken Burrough left the contest due to injuries, both early in the second half, putting a severe crimp in the Houston attack. But the Broncos were able to move the ball for only 216 yards, and the tenacious Houston defense sacked Morton six times for 40 yards on the afternoon.

Morton finished the game with 144 yards on 14-of-27 passing with one touchdown and one interception. On the ground, Houston's defense limited the Broncos to just 51 yards by Otis Armstrong and 29 by Larry Canada. Denver also was held to 4-of-13 (30.8%) success on third down and was forced to punt six times in the contest.

For Houston, Pastorini threw for 149 yards on 8-of-18 passing with one interception. Campbell rushed for 50 yards on 16 carries and Carpenter added 59 yards on 16 carries.

#### OFFICIALS:

**Referee** — Gene Barth (14); **Umpire** — Bob Boylston (101); **Line Judge** — Bill Reynolds (53); **Side Judge** — Royal Cathcart (16); **Head Linesman** — Gil Mace (90); **Back Judge** — Jim Kearney (107); **Field Judge** — Bob Lewis (18).

		1	2	3	4	OT	TOTAL	FIELD GOALS (made ( ) & missed)	
VISITOR	Denver Broncos	7	0	0	0	—	7	F. Steinfort	50HU
HOME	Houston Oilers	3	7	0	3	—	13	T. Fritsch	(31) (20)
Team	Qtr	Clock Time	PLAY DESCRIPTION (Extra Point) (Drive Info)				SCORE		
							Visitor	Home	
OILERS	1	4:58	T. Fritsch 31 yd. Field Goal (11-64, 4:59)				0	3	
BRONCOS	1	11:33	D. Preston 7 yd. pass from C. Morton (J. Turner, kick) (11-80, 6:35)				7	3	
OILERS	2	14:14	E. Campbell 3 yd. run (T. Fritsch, kick) (9-74, 1:47)				7	10	
OILERS	4	10:42	T. Fritsch 20 yd. Field Goal (6-17, 3:35)				7	13	

### DENVER BRONCOS

OFFENSE				DEFENSE			
WR	80	R. Upchurch	LE	79	B. Chavous		
LT	70	D. Studdard	NT	68	R. Carter		
LG	62	T. Glassic	RE	66	B. Manor		
C	64	B. Bryan	LOLB	51	B. Swenson		
RG	60	P. Howard	LILB	59	J. Rizzo		
RT	71	C. Minor	RILB	53	R. Gradishar		
TE	88	R. Odoms	ROLB	57	T. Jackson		
WR	25	H. Moses	LCB	20	L. Wright		
QB	7	C. Morton	RCB	43	S. Foley		
RB	24	O. Armstrong	SS	36	B. Thompson		
RB	32	J. Keyworth	WS	29	B. Jackson		

**BRONCOS SUBSTITUTIONS:** P 11 L. Prestridge, QB 14 N. Weese, K 15 J. Turner, K 19 F. Steinfort, CB 23 C. Pane, RB 30 J. Jensen, RB 35 L. Canada, SS 40 C. West, RB 46 D. Preston, LB 50 J. Ryan, C 55 K. Brown, LB 56 L. Evans, LB 58 R. Nairne, DE 63 J. Grant, G 65 G. Hyde, DT 72 D. Latimer, T 73 K. Clark, WR 81 S. Watson, WR 84 V. Kinney, TE 85 R. Egloff, TE 88 R. Odoms. **DID NOT PLAY:** QB 12 C. Penrose, S 47 G. Atkinson, DE 78 B. Radford.

### HOUSTON OILERS

OFFENSE				DEFENSE			
WR	00	K. Burrough	DE	69	A. Dorris		
LT	74	L. Gray	MG	78	C. Culp		
LG	58	D. Carter	DE	65	E. Bethea		
C	55	C. Mauck	LB	59	T. Washington		
RG	60	E. Fisher	LB	54	G. Bingham		
RT	70	C. Hayman	LB	53	A. Stringer		
TE	86	M. Barber	LB	52	R. Brazile		
WR	88	R. Caster	CB	33	J.C. Wilson		
QB	7	D. Pastorini	CB	27	G. Stemrick		
RB	45	T. Wilson	SS	32	V. Perry		
RB	34	E. Campbell	WS	37	M. Reinfeldt		

**OILERS SUBSTITUTIONS:** QB 12 G. Werkens, QB 14 G. Nielsen, K 16 T. Fritsch, P 18 C. Parsley, DB 20 B. Currier, DB 21 C. Jefferson, RB 26 R. Carpenter, DB 36 C. Hartwig, RB 42 B. Clark, RB 47 R. Coleman, LB 50 D. Hunt, LB 51 T. Thompson, LB 63 S. Baumgartner, DT 67 M. Stenerud, G 68 T. Randall, MG 71 K. Kennard, DE 75 J. Baker, T 76 M. Towns, WR 81 J. Groth, WR 82 M. Renfro, WR 85 R. Ellander, TE 87 C. Rucker. **DID NOT PLAY:** G 64 G. Reihner.

### FINAL INDIVIDUAL STATISTICS

Denver Broncos											Houston Oilers												
RUSHING	ATT	YDS	AVG	LG	TD						RUSHING	ATT	YDS	AVG	LG	TD							
O. Armstrong	12	51	4.3	15	0						R. Carpenter	16	59	3.7	9	0							
L. Canada	4	29	7.2	13	0						E. Campbell	16	50	3.1	9	1							
D. Preston	9	24	2.7	7	0						T. Wilson	8	21	2.6	5	0							
J. Jensen	4	5	1.2	3	0						R. Coleman	2	5	2.5	4	0							
R. Upchurch	1	3	3.0	3	0																		
C. Morton	2	0	0.0	0	0																		
TOTAL	32	112	3.5	15	0						TOTAL	42	135	3.2	9	1							
TKD/											TKD/												
PASSING	ATT	CMP	YDS	YD	TD	LG	IN	Rtg.			PASSING	ATT	CMP	YDS	YD	TD	LG	IN	Rtg.				
C. Morton	27	14	144	6/40	1	25	1	64.4			D. Pastorini	18	8	149	1/11	0	41	1	50.0				
										G. Nielsen	4	2	9	0/0	0	6	1	16.7					
TOTAL	27	14	144	6/40	1	25	1	64.4			TOTAL	22	10	158	1/11	0	41	2	32.0				
TKD/											TKD/												
PASS RECEIVING	NO	YDS	AVG	LG	TD						PASS RECEIVING	NO	YDS	AVG	LG	TD							
D. Preston	4	40	10.0	12	1						T. Wilson	4	53	13.3	20	0							
H. Moses	3	47	15.7	25	0						R. Carpenter	3	26	8.7	13	0							
O. Armstrong	2	22	11.0	13	0						R. Coleman	1	41	41.0	41	0							
R. Odoms	2	3	1.5	3	0						M. Barber	1	31	31.0	31	0							
R. Egloff	1	17	17.0	17	0						E. Campbell	1	7	7.0	7	0							
J. Jensen	1	11	11.0	11	0																		
L. Canada	1	4	4.0	4	0																		
TOTAL	14	144	10.3	25	1						TOTAL	10	158	15.8	41	0							
TKD/											TKD/												
INTERCEPTIONS	NO	YDS	AVG	LG	TD						INTERCEPTIONS	NO	YDS	AVG	LG	TD							
B. Thompson	1	12	12.0	12	0						G. Bingham	1	15	15.0	15	0							
B. Swenson	1	0	0.0	0	0																		
TOTAL	2	12	6.0	12	0						TOTAL	1	15	15.0	15	0							
TKD/											TKD/												
PUNTING	NO	YDS	AVG	NET	TB	IN20	LG				PUNTING	NO	YDS	AVG	NET	TB	IN20	LG					
L. Prestridge	6	266	44.4	37.3	0	3	52				C. Parsley	5	216	43.2	38.2	0	3	49					
TOTAL	6	266	44.4	37.3	0	3	52				TOTAL	5	216	43.2	38.2	0	3	49					
TKD/											TKD/												
PUNT RETURNS	NO	YDS	AVG	FC	LG	TD					PUNT RETURNS	NO	YDS	AVG	FC	LG	TD						
R. Upchurch	2	25	12.5	0	17	0					R. Ellender	5	42	8.4	1	17	0						
RETURNS	2	25	12.5	0	17	0					RETURNS	5	42	8.4	1	17	0						
TKD/											TKD/												
KICKOFF RETURNS	NO	YDS	AVG	FC	LG	TD					KICKOFF RETURNS	NO	YDS	AVG	FC	LG	TD						
D. Preston	3	56	18.7	0	22	0					C. Hartwig	1	26	26.0	0	26	0						
R. Upchurch	1	27	27.0	0	27	0																	
RETURNS	4	83	20.8	0	27	0					RETURNS	1	26	26.0	0	26	0						
TKD/											TKD/												
Denver Broncos	Own			Opp.								Houston Oilers	Own			Opp.							
FUMBLES	Fum	Lost	Rec.	Yds	TD	FF	Rec.	Yds	TD	Bnds	FUMBLES	Fum	Lost	Rec.	Yds	TD	FF	Rec.	Yds	TD	Bnds		
C. Morton	1	0	1	0	0	0	0	0	0	0	C. Morton	1	0	1	0	0	0	0	0	0	0		
TOTAL	1	0	1	0	0	0	0	0	0	0	TOTAL	0	0	0	0	0	0	0	0	0	0		

**Pittsburgh 33, Denver 10****Saturday, Dec. 30, 1978 • 2 p.m. MST • Three Rivers Stadium • Pittsburgh****WEATHER:** Light Rain, 33°, Wind S 5 mph • **ATTENDANCE:** 48,921 • **TIME:** 3:02**1978 AFC Divisional Playoff Game**

Two fourth-quarter touchdown passes by Pittsburgh quarterback Terry Bradshaw lifted the Steelers to a 33-10 victory against the Denver Broncos in an AFC Divisional Playoff Game in front of 48,921 fans at Three Rivers Stadium.

Bradshaw threw a 45-yard scoring pass to John Stallworth and a 38-yard touchdown to Lynn Swann, capping a brilliant performance by the Pittsburgh passer.

The Broncos took a 3-0 lead midway through the first quarter on a 37-yard Jim Turner field goal. The Steelers took control of the game following the score, however, posting 16 unanswered points to build a comfortable lead.

Pittsburgh running back Franco Harris scored his first touchdown of the game on a 1-yard plunge that capped an 8-play, 66-yard drive. After the missed extra point attempt, the Steelers held a 6-3 lead at the 12:27 mark of the first quarter.

The Steelers increased their lead on Harris' second touchdown of the game early in the second quarter. He scored on an 18-yard run that gave Pittsburgh a 13-3 advantage before Roy Gerela's 24-yarder upped its margin to 16-3 later in the quarter.

Denver moved to within six points, 16-10, on a 3-yard Dave Preston touchdown run with two minutes left in the first half. But with just seven seconds remaining in the second quarter, Gerela kicked another field goal, a 27-yarder, that sent the Broncos into the locker room trailing 19-10.

Denver threatened to pull closer in the third quarter, but Turner's 29-yard field goal attempt was blocked.

Early in the fourth quarter, Bradshaw found Stallworth for a 45-yard touchdown pass to cap a 4-play, 71-yard drive. A short time later, Swann hauled in a 38-yard touchdown pass from Bradshaw that put the Steelers ahead 33-10.

Pittsburgh recorded 425 yards of total offense with Bradshaw accounting for 272 through the air. He completed 16-of-29 passes (55.2%) to go along with the two touchdowns. Stallworth led all players with 156 yards on 10 receptions, and Swann finished with 52 yards on two catches.

The eventual World Champion Steelers limited the Broncos' offense to just 218 yards. Broncos quarterback Norris Weese finished the game with 118 yards on 8-of-16 passing and was sacked five times. He also was Denver's leading rusher, accounting for 43 yards on four carries.

**OFFICIALS:**

**Referee** — Gene Barth (14); **Umpire** — Gordon Wells (89); **Line Judge** — Bob Beeks (59); **Side Judge** — Royal Cathcart (16); **Head Linesman** — Ed Marion (26); **Back Judge** — John Fouch (45); **Field Judge** — Dick Dolack (31).

		1	2	3	4	OT	TOTAL		
<b>VISITOR</b>	Denver Broncos	3	7	0	0	—	10		
<b>HOME</b>	Pittsburgh Steelers	6	13	0	14	—	33		

		FIELD GOALS (made ( ) & missed)					SCORE	
		J. Turner	(37)	29B	R. Gerela	(24)	Visitor	Home
Team	Qtr	Clock Time	PLAY DESCRIPTION (Extra Point) (Drive Info)				Visitor	Home
BRONCOS	1	9:10	J. Turner 37 yd. Field Goal (5-6, 3:41)				3	0
STEELERS	1	12:27	F. Harris 1 yd. run (kick failed) (8-66, 3:17)				3	6
STEELERS	2	1:36	F. Harris 18 yd. run (R. Gerela, kick) (4-43, 2:05)				3	13
STEELERS	2	8:54	R. Gerela 24 yd. Field Goal (8-38, 3:20)				3	16
BRONCOS	2	13:04	D. Preston 3 yd. run (J. Turner, kick) (4-49, 2:00)				10	16
STEELERS	2	14:53	R. Gerela 27 yd. Field Goal (7-45, 1:49)				10	19
STEELERS	4	3:29	J. Stallworth 45 yd. pass from T. Bradshaw (R. Gerela, kick) (4-71, 2:14)				10	26
STEELERS	4	4:03	L. Swann 38 yd. pass from T. Bradshaw (R. Gerela, kick) (2-29, 0:21)				10	33

**DENVER BRONCOS****OFFENSE**

**WR** 82 J. Dolbin  
**LT** 71 C. Minor  
**LG** 62 T. Glassic  
**C** 64 B. Bryan  
**RG** 60 P. Howard  
**RT** 76 T. Neville  
**TE** 88 R. Odums  
**WR** 25 H. Moses  
**QB** 7 C. Morton  
**RB** 41 R. Lytle  
**RB** 32 J. Keyworth

**DEFENSE**

**LE** 79 B. Chavous  
**NT** 68 R. Carter  
**RE** 77 L. Alzado  
**LOLB** 51 B. Swenson  
**LILB** 59 J. Rizzo  
**RILB** 53 R. Gradishar  
**ROLB** 57 T. Jackson  
**LC** 20 L. Wright  
**RC** 43 S. Foley  
**SS** 36 B. Thompson  
**WS** 29 B. Jackson

**BRONCOS SUBSTITUTIONS:** P 10 B. Dilts, QB 14 N. Weese, K 15 J. Turner, DB 23 C. Pane, DB 27 M. Harvey, RB 33 L. Perrin, RB 35 L. Canada, DB 40 C. West, RB 46 D. Preston, C 50 B. Maples, LB 55 G. Turk, LB 56 L. Evans, LB 58 R. Nairne, DE 63 J. Grant, G 65 G. Hyde, WR 80 R. Upchurch, WR 84 V. Kinney, TE 87 B. Moore. **DID NOT PLAY:** QB 12 C. Penrose, RB 24 O. Armstrong, DE 66 B. Manor, G 67 S. Schindler.

**PITTSBURGH STEELERS****OFFENSE**

**WR** 82 J. Stallworth  
**LT** 55 J. Kolb  
**LG** 57 S. Davis  
**C** 52 M. Webster  
**RG** 74 R. Pinney  
**RT** 79 L. Brown  
**TE** 84 R. Grossman  
**WR** 88 L. Swann  
**QB** 12 T. Bradshaw  
**RB** 20 R. Bleier  
**RB** 32 F. Harris

**DEFENSE**

**LE** 68 L. Greenwood  
**LT** 75 J. Greene  
**RT** 64 S. Furness  
**RE** 76 J. Banaszak  
**LLB** 59 J. Ham  
**MLB** 58 J. Lambert  
**RLB** 56 R. Cole  
**LCB** 29 R. Johnson  
**RCB** 47 M. Blount  
**SS** 31 D. Shell  
**FS** 23 M. Wagner

**STEELERS SUBSTITUTIONS:** P 5 C. Colquitt, K 10 R. Gerela, QB 15 M. Kruczek, DB 21 T. Dungy, DB 25 R. Oldham, DB 30 L. Anderson, RB 35 J. Delopaine, RB 38 S. Thornton, RB 39 R. Moser, LB 51 L. Toews, LB 53 D. Winston, DE 65 T. Beasley, T 66 T. Petersen, DT 67 G. Dunn, DE 69 F. Anderson, G 72 G. Mullins, G 77 S. Courson, DE 78 D. White, WR 83 T. Bell, WR 86 J. Smith, TE 87 J. Mandich. **DID NOT PLAY:** QB 18 C. Stoudt, TE 89 B. Cunningham.

**FINAL INDIVIDUAL STATISTICS**

Denver Broncos													Pittsburgh Steelers													
RUSHING													RUSHING													
N. Weese	4	43	10.7	12	0								F. Harris	24	105	4.4	18	2								
D. Preston	4	14	3.5	10	1								R. Bleier	8	26	3.2	8	0								
J. Keyworth	6	12	2.0	5	0								R. Moser	2	6	3.0	3	0								
R. Lytle	5	6	1.2	4	0								T. Bradshaw	2	4	2.0	4	0								
L. Perrin	6	6	1.0	8	0								S. Thornton	2	4	2.0	3	0								
O. Armstrong	1	3	3.0	3	0								J. Deloplaïne	1	4	4.0	4	0								
L. Canada	1	3	3.0	3	0								J. Smith	1	4	4.0	4	0								
TOTAL	27	87	3.2	12	1								TOTAL	40	153	3.8	18	2								
PASSING													PASSING													
N. Weese	16	8	118	5/30	0	28	0	74.5					T. Bradshaw	29	16	272	0/0	2	45	1	95.8					
C. Morton	5	3	34	1/7	0	19	0	80.4																		
B. Dilts	1	1	16	0/0	0	16	0	118.8																		
TOTAL	22	12	168	6/37	0	28	0	79.4					TOTAL	29	16	272	0/0	2	45	1	95.8					
PASS RECEIVING													PASS RECEIVING													
J. Dolbin			NO	YDS	AVG	LG	TD						J. Stallworth			NO	YDS	AVG	LG	TD						
H. Moses			4	77	19.3	28	0						R. Grossman			4	64	16.0	45	1						
D. Preston			2	19	9.5	16	0						L. Swann			2	52	26.0	38	1						
L. Perrin			2	16	8.0	11	0																			
R. Odoms			1	24	24.0	24	0																			
R. Lytle			1	-1	-1.0	-1	0																			
TOTAL			12	168	14.0	28	0						TOTAL			16	272	17.0	45	2						
INTERCEPTIONS													INTERCEPTIONS													
B. Swenson			NO	YDS	AVG	LG	TD																			
B. Thompson			1	4	4.0	4	0																			
TOTAL			1	10	10.0	6	0						TOTAL			0	0	0.0	—	0						
PUNTING													PUNTING													
B. Dilts	NO	YDS	AVG	NET	TB	IN20	LG						C. Colquitt	NO	YDS	AVG	NET	TB	IN20	LG						
TOTAL	6	204	34.0	29.3	0	1	43						TOTAL	2	72	36.0	21.0	0	1	38						
PUNT RETURNS	NO	YDS	AVG	FC	LG	TD						PUNT RETURNS	NO	YDS	AVG	FC	LG	TD								
R. Upchurch	2	30	15.0	0	22	0						T. Bell	3	7	2.3	1	4	0								
												J. Deloplaïne	1	21	21.0	0	21	0								
												J. Smith	0	0	0.0	1	0	0								
												RETURNS	4	28	7.0	2	21	0								
KICKOFF RETURNS													KICKOFF RETURNS													
R. Upchurch	NO	YDS	AVG	FC	LG	TD																				
L. Perrin	3	47	15.7	0	24	0																				
J. Keyworth	1	18	18.0	0	18	0																				
C. Pane	1	5	5.0	0	5	0																				
RETURNS	1	0	0.0	0	0	0																				
TOTAL	6	70	11.7	0	24	0						RETURNS	3	65	21.7	0	30	0								
Denver Broncos FUMBLES													Pittsburgh Steelers FUMBLES													
L. Canada	Own	Fum	Lost	Rec.	Yds	TD	FF	Rec.	Yds	TD	Out Bnds		Own	Fum	Lost	Rec.	Yds	TD	FF	Rec.	Yds	TD	Out Bnds			
L. Canada	1	1	0	0	0	0	0	0	0	0	0	0	D. Shell	0	0	0	0	0	0	0	1	0	0	0		
L. Jackson	0	0	0	0	0	0	0	0	1	0	0	0	T. Bell	1	0	0	0	0	0	0	0	0	0	0		
R. Upchurch	1	1	0	0	0	0	0	0	0	0	0	0	T. Dungy	0	1	0	0	0	0	0	0	0	0	0		
													T. Bradshaw	2	1	1	-12	0	0	0	0	0	0	0	0	0
													R. Bleier	1	0	0	0	0	0	0	0	0	0	0	0	0
													R. Grossman	0	0	1	0	0	0	0	0	0	0	0	0	0
													D. Winston	0	0	0	0	0	0	0	0	1	0	0	0	0
TOTAL	2	2	0	0	0	0	0	1	0	0	0	0	TOTAL	4	1	3	-12	0	0	2	0	0	0	0		





# Dallas 27, Denver 10

Sunday, Jan. 15, 1978 • 5:17 p.m. CST • Louisiana Superdome • New Orleans

WEATHER: Indoors • ATTENDANCE: 76,400 • TIME: 3:32

## Super Bowl XII

The Dallas Cowboys evened their Super Bowl record at 2-2 by defeating the Denver Broncos 27-10 in Super Bowl XII before a sellout crowd of 76,400 fans at the Louisiana Superdome and 90 million television viewers, the largest audience ever to watch a sporting event at the time.

Dallas converted two interceptions by safety Randy Hughes and cornerback Aaron Kyle into 10 points in the first quarter. Efen Herrera added a 43-yard field goal in the second quarter to give the Cowboys a 13-0 halftime advantage.

The Denver offense struggled through the first two quarters. Playing in their first-ever Super Bowl, the Broncos ended the opening half with giveaways (3 fumbles, 2 interceptions) on their final five possessions.

The Broncos came back momentarily to start the third quarter when Craig Morton engineered a drive to the Cowboys' 30-yard line, where Jim Turner booted a 47-yard field goal to make the score 13-3. After an exchange of punts, Dallas wide receiver Butch Johnson made a spectacular diving catch in the end zone to complete a 45-yard pass from Roger Staubach and put the Cowboys ahead 20-3 at 8:01 of the third quarter.

On the ensuing kickoff, the momentum swung back to the Broncos when Rick Upchurch returned the kick 67 yards to the Dallas 26. Norris Weese relieved Morton at quarterback on the second play of the series with Morton, who was intercepted only eight times during the regular season, having thrown a Super Bowl-record four interceptions in the contest. Weese provided a spark, guiding the Broncos to a touchdown (1-yard run by Rob Lytle) that cut the Dallas lead to 20-10 with 5:39 left in the third.

But Dallas clinched the victory when running back Robert Newhouse threw a 29-yard touchdown pass to Golden Richards on an option play at 7:56 of the fourth quarter.

The Cowboys' offense totaled 325 yards while their defense limited the Broncos to 156 yards for an average of 2.7 yards per play. Dallas also won the time-of-possession battle by posting a 38:34-to-21:26 advantage.

Staubach completed 17-of-25 (68.0%) passes for 183 yards with one touchdown for a 102.6 passer rating. Defensive end Harvey Martin and defensive tackle Randy White, who were named co-MVPs, led a Cowboys defense that posted eight takeaways (4 fumbles, 4 interceptions) for the game.

### OFFICIALS:

Referee — Jim Tunney (32); Umpire — Joe Connell (57); Line Judge — Art Holst (33); Head Linesman — Tony Veteri (36); Back Judge — Ray Douglas (5); Field Judge — Bob Wortman (84).

	1	2	3	4	OT	TOTAL	FIELD GOALS (made ( ) & missed)			
VISITOR	Dallas Cowboys	10	3	7	7	—	27	E. Herrera	(35)	(43) 43WL 32WR 44WL
HOME	Denver Broncos	0	0	10	0	—	10	J. Turner	(47)	
Team	Qtr	Clock Time	PLAY DESCRIPTION (Extra Point) (Drive Info)				SCORE			
			Visitor	Home						
COWBOYS	1	10:31	T. Dorsett 3 yd. run (E. Herrera, kick) (5-25, 2:40)				7	0		
COWBOYS	1	13:29	E. Herrera 35 yd. Field Goal (6-17, 1:56)				10	0		
COWBOYS	2	3:44	E. Herrera 43 yd. Field Goal (8-32, 3:31)				13	0		
BRONCOS	3	2:28	J. Turner 47 yd. Field Goal (9-35, 2:28)				13	3		
COWBOYS	3	8:01	B. Johnson 45 yd. pass from R. Staubach (E. Herrera, kick) (6-58, 2:29)				20	3		
BRONCOS	3	9:21	R. Lytle 1 yd. run (J. Turner, kick) (5-26, 1:20)				20	10		
COWBOYS	4	7:56	G. Richards 29 yd. pass from R. Newhouse (E. Herrera, kick) (1-29, 0:07)				27	10		

## DENVER BRONCOS

OFFENSE			DEFENSE		
WR	82	J. Dolbin	LE	79	B. Chavous
LT	74	A. Maurer	NT	68	R. Carter
LG	62	T. Glassic	RE	77	L. Alzado
C	52	M. Montler	LOLB	51	B. Swenson
RG	60	P. Howard	LILB	59	J. Rizzo
RT	71	C. Minor	RILB	53	R. Gradishar
TE	88	R. Odoms	ROLB	57	T. Jackson
WR	25	H. Moses	LCB	20	L. Wright
QB	7	C. Morton	RCB	43	S. Foley
RB	24	O. Armstrong	SS	36	B. Thompson
RB	32	J. Keyworth	FS	29	B. Jackson

**BRONCOS SUBSTITUTIONS:** P 10 B. Dilts, QB 14 N. Weese, K 15 J. Turner, DB 21 R. Polti, RB 30 J. Jensen, RB 35 L. Perrin, DB 40 R. Rich, RB 41 R. Lytle, C 50 B. Maples, LB 55 G. Turk, LB 56 L. Evans, LB 58 R. Nairne, DE 63 J. Grant, G 65 G. Hyde, DE 66 B. Manor, DT 70 P. Smith, T 73 H. Allison, WR 80 R. Upchurch, TE 85 R. Egloff, WR 86 J. Schultz. **DID NOT PLAY:** QB 12 C. Penrose. **INACTIVE:** DB 26 L. Riley, G 67 S. Schindler.

## DALLAS COWBOYS

OFFENSE			DEFENSE		
WR	86	B. Johnson	LE	72	E. Jones
LT	73	R. Neely	LT	75	J. Pugh
LG	68	H. Scott	RT	54	R. White
C	62	J. Fitzgerald	RE	79	H. Martin
RG	64	T. Rafferty	LLB	56	T. Henderson
RT	67	P. Donovan	MLB	53	B. Breunig
TE	89	B. DuPree	RLB	50	D.D. Lewis
WR	88	D. Pearson	LCB	31	B. Barnes
QB	12	R. Staubach	RCB	25	A. Kyle
RB	33	T. Dorsett	SS	41	C. Waters
RB	44	R. Newhouse	FS	43	C. Harris

**COWBOYS SUBSTITUTIONS:** K 1 E. Herrera, QB/P 11 D. White, DB 20 M. Renfro, RB 21 D. Dennison, RB 26 P. Pearson, RB 35 S. Laidlaw, RB 36 L. Brinson, S 42 R. Hughes, CB 46 M. Washington, LB 57 B. Huther, LB 58 M. Hegman, LB 59 G. Brown, OL 61 J. Cooper, DL 63 L. Cole, DE 65 D. Stalls, G 66 B. Lawless, T 70 R. Wright, T 71 A. Frederick, DL 77 B. Gregory, WR 80 T. Hill, WR 83 G. Richards. **INACTIVE:** QB 18 G. Careno, TE 87 J. Saldi.

## FINAL INDIVIDUAL STATISTICS

Dallas Cowboys											Denver Broncos										
RUSHING		ATT	YDS	AVG	LG	TD	RUSHING		ATT	YDS	AVG	LG	TD								
T. Dorsett		15	66	4.4	19	1	R. Lytle		10	35	3.5	16	1								
R. Newhouse		14	55	3.9	10	0	O. Armstrong		7	27	3.9	18	0								
D. White		1	13	13.0	13	0	N. Weese		3	26	8.7	10	0								
P. Pearson		3	11	3.7	5	0	J. Jensen		1	16	16.0	16	0								
R. Staubach		3	6	2.0	5	0	J. Keyworth		5	9	1.8	6	0								
S. Laidlaw		1	1	1.0	1	0	L. Perrin		3	8	2.7	4	0								
B. Johnson		1	-9	-9.0	-9	0							0								
TOTAL		38	143	3.8	19	1	TOTAL		29	121	4.2	18	1								
PASSING		ATT	CMP	YDS	TD	LG	INT	Rtg.	PASSING		ATT	CMP	YDS	TD	LG	INT	Rtg.				
R. Staubach		25	17	183	5/35	1	45	0	102.6	C. Morton		15	4	39	2/20	0	21	4			
D. White		2	1	5	0/0	0	5	0	56.3	N. Weese		10	4	22	2/6	0	9	0			
R. Newhouse		1	1	29	0/0	1	29	0	158.3								47.9				
TOTAL		28	19	217	5/35	2	45	0	114.7	TOTAL		25	8	61	4/26	0	21	4			
PASS RECEIVING		NO		YDS	AVG	LG	TD	PASS RECEIVING		NO		YDS	AVG	LG	TD						
P. Pearson		5		37	7.4	11	0	J. Dolbin		2		24	12.0	15	0						
B. DuPree		4		66	16.5	19	0	R. Odoms		2		9	4.5	10	0						
R. Newhouse		3		-1	-0.3	5	0	H. Moses		1		21	21.0	21	0						
B. Johnson		2		53	26.5	45	1	R. Upchurch		1		9	9.0	9	0						
G. Richards		2		38	19.0	29	1	J. Jensen		1		5	5.0	5	0						
T. Dorsett		2		11	5.5	15	0	L. Perrin		1		-7	-7.0	-7	0						
D. Pearson		1		13	13.0	13	0	TOTAL		8		61	7.6	21	0						
TOTAL		19		217	11.4	45	2														
INTERCEPTIONS		NO		YDS	AVG	LG	TD <th colspan="2">INTERCEPTIONS</th> <th colspan="2">NO</th> <th>YDS</th> <th>AVG</th> <th>LG</th> <th>TD</th>	INTERCEPTIONS		NO		YDS	AVG	LG	TD						
M. Washington		1		27	27.0	27	0														
A. Kyle		1		19	19.0	19	0														
B. Barnes		1		0	0.0	0	0														
R. Hughes		1		0	0.0	0	0														
TOTAL		4		46	11.5	27	0	TOTAL		0		0	0.0	—	0						
PUNTING		NO		YDS	AVG	NET	TB	IN20	LG <th colspan="2">PUNTING</th> <th colspan="2">NO</th> <th>YDS</th> <th>AVG</th> <th>NET</th> <th>TB</th> <th>IN20</th> <th>LG</th>	PUNTING		NO		YDS	AVG	NET	TB	IN20	LG		
D. White		5		208	41.6	37.2	0	0	53	B. Dilts		4		153	38.2	33.3	1	1	46		
TOTAL		5		208	41.6	37.2	0	0	53	TOTAL		4		153	38.2	33.3	1	1	46		
PUNT RETURNS		NO		YDS	AVG	FC	LG	TD <td colspan="2">PUNT RETURNS</td>	PUNT RETURNS		NO		YDS	AVG	FC	LG	TD				
T. Hill		1		0	0.0	1	0	0	R. Upchurch		3		22	7.3	0	8	0				
									J. Schultz		1		0	0.0	0	0	0				
RETURNS		1		0	0.0	1	0	0	RETURNS		4		22	5.5	0	8	0				
KICKOFF RETURNS		NO		YDS	AVG	FC	LG	TD <th colspan="2">KICKOFF RETURNS</th> <th colspan="2">NO</th> <th>YDS</th> <th>AVG</th> <th>FC</th> <th>LG</th> <th>TD</th>	KICKOFF RETURNS		NO		YDS	AVG	FC	LG	TD				
B. Johnson		2		29	14.5	0	15	0	R. Upchurch		3		94	31.3	0	67	0				
L. Brinson		1		22	22.0	0	22	0	J. Schultz		2		62	31.0	0	37	0				
									J. Jensen		1		17	17.0	0	17	0				
RETURNS		3		51	17.0	0	22	0	RETURNS		6		173	28.8	0	67	0				
Dallas Cowboys		Own		Opp.		Out		Denver Broncos		Own		Opp.		Out							
FUMBLES	Fum	Lost	Rec.	Yds	TD	FF	Rec.	Yds	TD	Bnds	FUMBLES	Fum	Lost	Rec.	Yds	TD	Bnds				
B. Johnson	2	0	2	0	0	0	0	0	0	0	J. Schultz	1	1	0	0	0	0				
T. Hill	1	0	1	0	0	0	0	0	0	0	J. Dolbin	1	1	0	0	0	0				
T. Dorsett	1	1	0	0	0	0	0	0	0	0	R. Odoms	1	1	0	0	0	0				
B. DuPree	1	1	0	0	0	0	0	0	0	0	N. Weese	1	1	0	0	0	0				
R. Staubach	1	0	0	0	0	0	0	0	0	0	T. Jackson	0	0	0	0	1	0				
J. Fitzgerald	0	0	1	0	0	0	0	0	0	0	R. Carter	0	0	0	0	1	0				
B. Huther (1-0), R. Hughes (2-21) and A. Kyle (1-0) had opponent recoveries																					
TOTAL		6	2	4	0	0	0	4	4	0	TOTAL		4	4	0	0	2	0	0		





# Denver 34, Pittsburgh 21

Sunday, Dec. 24, 1977 • 2 p.m. MST • Mile High Stadium • Denver

WEATHER: Sunny, 43°, Wind E 9 mph • ATTENDANCE: 75,011 • TIME: 3:15

## 1977 AFC Divisional Playoff Game

After ties at 7, 14 and 21, Jim Turner kicked a 44-yard field goal in the fourth quarter that put Denver ahead to stay as the Broncos beat the Pittsburgh Steelers 34-21 in an AFC Divisional Playoff Game in front of 75,011 fans at Mile High Stadium.

Denver, in its first-ever playoff game, took a 7-0 lead when running back Rob Lytle broke through the Steelers' defense to score on a 7-yard run midway through the first quarter. The score came four plays after a Steelers punt was blocked by John Schultz and recovered at Pittsburgh's 17-yard line.

Pittsburgh pulled even in the second quarter when quarterback Terry Bradshaw scampered in from 1-yard out. Later in the period, linebacker Tom Jackson recovered a fumble at Pittsburgh's 10-yard line that set up a 10-yard touchdown run by Otis Armstrong on the next play to give Denver a 14-7 lead. The teams entered halftime tied at 14 after Franco Harris scored on a 1-yard touchdown run late in the second quarter.

The Broncos regained the lead, 21-14, when Riley Odoms hauled in a 30-yard pass from Craig Morton for a third-quarter touchdown. Pittsburgh answered early in the fourth quarter with a 1-yard touchdown pass from Bradshaw to Larry Brown.

Midway through the final quarter, Denver went on top to stay on the strength of a 44-yard field goal by Jim Turner. On their next drive, the Broncos opened a 6-point lead when Turner hit a 25-yard field goal with just less than six minutes left in the game. Denver then put the contest out of reach when Morton tossed his second touchdown of the game on a strike to Jack Dolbin from 34 yards out. The score was set up after Jackson intercepted his second pass of the game, giving the Broncos the ball on Pittsburgh's 33-yard line.

Morton finished the game completing 11-of-23 passes for 164 yards with two touchdowns as the Broncos racked up 258 yards of total offense against one of the NFL's top defenses. Odoms led all players with five receptions for 43 yards, and Moses chipped in 45 receiving yards on two catches.

Denver's "Orange Crush" defense kept the Steelers off balance all game, holding Bradshaw to just 177 passing yards on 19-of-37 attempts and intercepting him three times for a 40.0 passer rating. Jackson posted three takeaways (2 interceptions, 1 fumble) while Broncos safety Billy Thompson registered a team-high 13 tackles, including 10 solo stops, to help the club earn the first postseason win in franchise history.

### OFFICIALS:

**Referee** — Gene Barth (14); **Umpire** — Paul Trepinski (22); **Line Judge** — Royal Cathcart (16); **Head Linesman** — Frank Glover (85); **Back Judge** — Bob Rice (80); **Field Judge** — Ed Merrifield (76).

## DENVER BRONCOS

OFFENSE			DEFENSE		
WR 25	H. Moses	LE 79	B. Chavous		
LT 74	A. Maurer	NT 68	R. Carter		
LG 62	T. Glassic	RE 77	L. Alzado		
C 52	M. Montler	LB 51	B. Swenson		
RG 60	P. Howard	LB 53	R. Gradishar		
RT 71	C. Minor	LB 57	T. Jackson		
TE 88	R. Odoms	LB 59	J. Rizzo		
WR 82	J. Dolbin	LCB 20	L. Wright		
QB 7	C. Morton	RCB 43	S. Foley		
RB 41	R. Lytle	S 36	B. Thompson		
RB 32	J. Keyworth	S 29	B. Jackson		

**BRONCOS SUBSTITUTIONS:** P 10 B. Dilts, QB 14 N. Weese, K 15 J. Turner, DB 21 R. Polti, RB 24 O. Armstrong, RB 30 J. Jensen, DB 40 R. Rich, RB 41 R. Lytle, C 50 B. Maples, LB 55 G. Turk, LB 56 L. Evans, LB 58 R. Nairne, DE 63 J. Grant, G 65 G. Hyde, DE 66 B. Manor, G 67 S. Schindler, DT 70 P. Smith, WR 80 R. Upchurch, TE 85 R. Egloff, WR 86 J. Schultz. **DID NOT PLAY:** QB 12 C. Penrose, RB 35 L. Perrin. **INACTIVE:** DB 26 L. Riley, T 73 H. Allison.

## PITTSBURGH STEELERS

OFFENSE			DEFENSE		
WR 82	J. Stallworth	LE 64	S. Furness		
LT 57	S. Davis	RT 75	J. Greene		
LG 55	J. Kolb	LT 63	E. Holmes		
C 52	M. Webster	RE 78	D. White		
RG 50	J. Clack	LB 59	J. Ham		
RT 74	R. Pinney	LB 58	J. Lambert		
TE 79	L. Brown	LB 51	L. Toews		
WR 88	L. Swann	CB 24	J.T. Thomas		
QB 12	T. Bradshaw	CB 45	J. Allen		
RB 20	R. Bleier	S 31	D. Shell		
RB 32	F. Harris	S 27	G. Edwards		

**STEELERS SUBSTITUTIONS:** K 10 R. Gerela, QB 16 N. Graff, P 17 R. Engles, DB 21 T. Dungy, RB 28 A. Maxson, DB 29 B. Sexton, RB 38 S. Thornton, RB 46 R. Harrison, LB 53 D. Winston, LB 54 D. LaCrosse, LB 56 R. Cole, LB 60 B. Cousino, T 66 T. Peterson, DE 68 L. Greenwood, G 72 G. Mullins, T 74 R. Pinney, TE 84 R. Grossman, WR 85 E. Pough, WR 86 J. Smith, TE 89 B. Cunningham. **DID NOT PLAY:** WR 43 F. Lewis, CB 47 M. Blount. **INACTIVE:** QB 18 C. Stoudt, RB 36 J. Deloplane.

		1	2	3	4	OT	TOTAL	FIELD GOALS (made ( ) & missed)	
VISITOR	Pittsburgh Steelers	0	14	0	7	—	21		
HOME	Denver Broncos	7	7	7	13	—	34	J. Turner	(44) (25)


  

Team	Qtr	Clock Time	PLAY DESCRIPTION (Extra Point) (Drive Info)	SCORE Visitor	Home
BRONCOS	1	8:47	R. Lytle 7 yd. run (J. Turner, kick) (4-17, 1:56)	0	7
STEELERS	2	5:59	T. Bradshaw 1 yd. run (R. Gerela, kick) (11-56, 5:10)	7	7
BRONCOS	2	10:45	O. Armstrong 10 yd. run (J. Turner, kick) (1-10, 0:04)	7	14
STEELERS	2	13:19	F. Harris 1 yd. run (R. Gerela, kick) (9-65, 2:35)	14	14
BRONCOS	3	13:36	R. Odoms 30 yd. pass from C. Morton (J. Turner, kick) (4-41, 1:01)	14	21
STEELERS	4	4:05	L. Brown 1 yd. pass from T. Bradshaw (R. Gerela, kick) (4-61, 1:42)	21	21
BRONCOS	4	7:43	J. Turner 44 yd. Field Goal (7-39, 3:29)	21	24
BRONCOS	4	9:50	J. Turner 25 yd. Field Goal (4-2, 1:36)	21	27
BRONCOS	4	13:16	J. Dolbin 34 yd. pass from C. Morton (J. Turner, kick) (2-33, 0:13)	21	34

## FINAL INDIVIDUAL STATISTICS

Pittsburgh Steelers											Denver Broncos															
RUSHING	ATT		YDS	AVG	LG	TD					RUSHING	ATT		YDS	AVG	LG	TD									
F. Harris	28		92	3.3	20	1					O. Armstrong	11		44	4.0	29	1									
T. Bradshaw	4		21	5.3	11	1					R. Lytle	12		26	2.2	7	1									
R. Bleier	7		14	2.0	5	0					J. Keyworth	5		20	4.4	6	0									
											J. Jensen	4		13	3.3	5	0									
											C. Morton	5		0	0.0	6	0									
TOTAL	39		127	3.3	20	2					TOTAL	37		103	2.8	29	2									
PASSING	ATT	CMP	YDS	TKD/ YD	TD	LG	IN	Rtg.					PASSING	ATT	CMP	YDS	TKD/ YD	TD	LG	IN	Rtg.					
T. Bradshaw	37	19	177	0/0	1	48	3	40.0					C. Morton	23	11	164	1/9	2	34	0	100.6					
TOTAL	37	19	177	0/0	1	48	3	40.0					TOTAL	23	11	164	1/9	2	34	0	100.6					
PASS RECEIVING			NO	YDS	AVG	LG	TD					PASS RECEIVING			NO	YDS	AVG	LG	TD							
J. Stallworth			4	80	20.0	48	0					R. Odoms			5	43	8.6	30	1							
F. Harris			4	20	5.0	12	0					H. Moses			2	45	22.5	27	0							
B. Cunningham			3	42	14.0	19	0					J. Jensen			2	33	16.5	29	0							
A. Maxson			3	11	3.7	10	0					J. Dolbin			1	34	34.0	34	1							
R. Bleier			2	10	5.0	7	0					O. Armstrong			1	9	9.0	9	0							
R. Grossman			1	7	7.0	7	0																			
L. Swann			1	6	6.0	6	0																			
L. Brown			1	1	1.0	1	1																			
TOTAL			19	177	9.3	48	1					TOTAL			11	164	14.9	34	2							
INTERCEPTIONS			NO	YDS	AVG	LG	TD					INTERCEPTIONS			NO	YDS	AVG	LG	TD							
												T. Jackson			2	49	24.5	32	0							
												B. Jackson			1	15	15.0	15	0							
TOTAL			0	0	0.0	—	0					TOTAL			3	64	21.3	32	0							
PUNTING	NO	YDS	AVG	NET	TB	IN20	LG					PUNTING	NO	YDS	AVG	NET	TB	IN20	LG							
R. Engles	5	204	40.8	38.4	0	0	55					B. Dilts	5	188	37.6	31.4	0	1	41							
TOTAL	5	204	40.8	38.4	0	0	55					TOTAL	5	188	37.6	31.4	0	1	41							
PUNT RETURNS	NO	YDS	AVG	FC	LG	TD					PUNT RETURNS	NO	YDS	AVG	FC	LG	TD									
J. Smith	4	31	7.8	1	17	0					B. Thompson	2	5	2.5	0	3	0									
											J. Schultz	1	4	4.0	0	4	0									
											R. Upchurch	1	3	3.0	1	3	0									
RETURNS	4	31	7.8	1	17	0					RETURNS	4	12	3.0	1	4	0									
KICKOFF RETURNS	NO	YDS	AVG	FC	LG	TD					KICKOFF RETURNS	NO	YDS	AVG	FC	LG	TD									
J. Smith	4	80	20.0	0	34	0					R. Upchurch	3	58	19.3	0	26	0									
A. Maxson	1	24	24.0	0	24	0					J. Schultz	1	27	27.0	0	27	0									
RETURNS	5	104	20.8	0	34	0					RETURNS	4	85	21.3	0	27	0									
Pittsburgh Steelers	Fum	Lost	Own	Rec.	Yds	TD	FF	Rec.	Yds	TD	Out					Denver Broncos	Fum	Lost	Own	Rec.	Yds	TD	Out			
FUMBLES	Fum	Lost	Own	Rec.	Yds	TD	FF	Rec.	Yds	TD	Bnds					FUMBLES	Fum	Lost	Own	Rec.	Yds	TD	Bnds			
B. Cunningham	1	0	1	0	0	0	0	0	0	0	0					R. Gradishaw	1	0	0	0	0	1	5	0	0	0
F. Harris	1	1	0	0	0	0	0	0	0	0	0					T. Gradishaw	0	0	1	25	0	0	0	0	0	0
J. Greene	0	0	0	0	0	0	0	1	0	0	0					J. Keyworth	1	1	0	0	0	0	0	0	0	0
																B. Thompson	1	0	0	0	0	0	0	0	0	0
																S. Foley	0	1	0	0	0	0	0	0	0	0
																L. Alzado	0	0	0	0	0	1	0	0	0	0
TOTAL	2	1	1	0	0	0	1	0	0	0	0					TOTAL	3	1	2	25	0	1	1	5	0	0





## YEAR-BY-YEAR HEAD COACHES/RECORDS

Season	Coach	W	L	T	Pct.
1960	Frank Filchock	4	9	1	
1961	Frank Filchock	3	11	0	
	<b>Filchock's totals</b>	<b>7</b>	<b>20</b>	<b>1</b>	<b>.268</b>
1962	Jack Faulkner	7	7	0	
1963	Jack Faulkner	2	11	1	
1964	Jack Faulkner	0	4	0	
	<b>Faulkner's totals</b>	<b>9</b>	<b>22</b>	<b>1</b>	<b>.297</b>
1964	Mac Speedie	2	7	1	
1965	Mac Speedie	4	10	0	
1966	Mac Speedie	0	2	0	
	<b>Speedie's totals</b>	<b>6</b>	<b>19</b>	<b>1</b>	<b>.250</b>
1966	Ray Malavasi	4	8	0	
	<b>Malavasi's totals</b>	<b>4</b>	<b>8</b>	<b>0</b>	<b>.333</b>
1967	Lou Saban	3	11	0	
1968	Lou Saban	5	9	0	
1969	Lou Saban	5	8	1	
1970	Lou Saban	5	8	1	
1971	Lou Saban	2	6	1	
	<b>Saban's totals</b>	<b>20</b>	<b>42</b>	<b>3</b>	<b>.331</b>
1971	Jerry Smith	2	3	0	
	<b>Smith's totals</b>	<b>2</b>	<b>3</b>	<b>0</b>	<b>.400</b>
1972	John Ralston	5	9	0	
1973	John Ralston	7	5	2	
1974	John Ralston	7	6	1	
1975	John Ralston	6	8	0	
1976	John Ralston	9	5	0	
	<b>Ralston's totals</b>	<b>34</b>	<b>33</b>	<b>3</b>	<b>.507</b>
1977	Red Miller	12	2	0	
	Playoffs	2	1	0	
1978	Red Miller	10	6	0	
	Playoffs	0	1	0	
1979	Red Miller	10	6	0	
	Playoffs	0	1	0	
1980	Red Miller	8	8	0	
	<b>Miller's regular season totals</b>	<b>40</b>	<b>22</b>	<b>0</b>	<b>.645</b>
	<b>Miller's overall totals</b>	<b>42</b>	<b>25</b>	<b>0</b>	<b>.627</b>
1981	Dan Reeves	10	6	0	
1982	Dan Reeves	2	7	0	
1983	Dan Reeves	9	7	0	
	Playoffs	0	1	0	
1984	Dan Reeves	13	3	0	
	Playoffs	0	1	0	
1985	Dan Reeves	11	5	0	
1986	Dan Reeves	11	5	0	
	Playoffs	2	1	0	
1987	Dan Reeves	10	4	1	
	Playoffs	2	1	0	
1988	Dan Reeves	8	8	0	
1989	Dan Reeves	11	5	0	
	Playoffs	2	1	0	
1990	Dan Reeves	5	11	0	
1991	Dan Reeves	12	4	0	
	Playoffs	1	1	0	
1992	Dan Reeves	8	8	0	
	<b>Reeves' regular season totals</b>	<b>110</b>	<b>73</b>	<b>1</b>	<b>.600</b>
	<b>Reeves' overall totals</b>	<b>117</b>	<b>79</b>	<b>1</b>	<b>.596</b>
1993	Wade Phillips	9	7	0	
	Playoffs	0	1	0	
1994	Wade Phillips	7	9	0	
	<b>Phillips' regular season totals</b>	<b>16</b>	<b>16</b>	<b>0</b>	<b>.500</b>
	<b>Phillips' overall totals</b>	<b>16</b>	<b>17</b>	<b>0</b>	<b>.485</b>
1995	Mike Shanahan	8	8	0	
1996	Mike Shanahan	13	3	0	
	Playoffs	0	1	0	
1997	Mike Shanahan	12	4	0	
	Playoffs	4	0	0	
1998	Mike Shanahan	14	2	0	
	Playoffs	3	0	0	
1999	Mike Shanahan	6	10	0	
2000	Mike Shanahan	11	5	0	
	Playoffs	0	1	0	
2001	Mike Shanahan	8	8	0	
2002	Mike Shanahan	9	7	0	
2003	Mike Shanahan	10	6	0	
	Playoffs	0	1	0	
2004	Mike Shanahan	10	6	0	
	Playoffs	0	1	0	
2005	Mike Shanahan	13	3	0	
	Playoffs	1	1	0	
2006	Mike Shanahan	9	7	0	
2007	Mike Shanahan	7	9	0	
	<b>Shanahan's regular season totals</b>	<b>130</b>	<b>78</b>	<b>0</b>	<b>.625</b>
	<b>Shanahan's overall totals</b>	<b>138</b>	<b>83</b>	<b>0</b>	<b>.624</b>

## MOST OVERALL WINS

Coach	Years	W	L	T	Pct.
Mike Shanahan	1995-Pres.	138	83	0	.624
Dan Reeves	1981-92	117	79	1	.596
Red Miller	1977-80	42	25	0	.627
John Ralston	1972-76	34	33	3	.507
Lou Saban	1967-71	20	42	3	.331
Wade Phillips	1993-94	16	17	0	.485
Jack Faulkner	1962-64	9	22	1	.297
Frank Filchock	1960-61	7	20	1	.268
Mac Speedie	1964-66	6	19	1	.250
Ray Malavasi	1966	4	8	0	.333
Jerry Smith	1971	2	3	0	.400

## MOST REG. SEASON WINS

Coach	Years	W	L	T	Pct.
Mike Shanahan	1995-Pres.	130	78	0	.625
Dan Reeves	1981-92	110	73	1	.600
Red Miller	1977-80	40	22	0	.645
John Ralston	1972-76	34	33	3	.507
Lou Saban	1967-71	20	42	3	.331
Wade Phillips	1993-94	16	16	0	.500
Jack Faulkner	1962-64	9	22	1	.297
Frank Filchock	1960-61	7	20	1	.268
Mac Speedie	1964-66	6	19	1	.250
Ray Malavasi	1966	4	8	0	.333
Jerry Smith	1971	2	3	0	.400

## MOST PLAYOFF WINS

Coach	Years	W	L	T	Pct.
Mike Shanahan	1995-Pres.	8	5	0	.615
Dan Reeves	1981-92	7	6	0	.538
Red Miller	1977-80	2	3	0	.400
Wade Phillips	1993-94	0	1	0	.000

## BEST OVERALL WIN PCT.

Coach	Years	W	L	T	Pct.
Red Miller	1977-80	42	25	0	.627
Mike Shanahan	1995-Pres.	138	83	0	.624
Dan Reeves	1981-92	117	79	1	.596
John Ralston	1972-76	34	33	3	.507
Wade Phillips	1993-94	16	17	0	.485
Jerry Smith	1971	2	3	0	.400
Ray Malavasi	1966	4	8	0	.333
Lou Saban	1967-71	20	42	3	.331
Jack Faulkner	1962-64	9	22	1	.297
Frank Filchock	1960-61	7	20	1	.268
Mac Speedie	1964-66	6	19	1	.250

## BEST REG. SEASON WIN PCT.

Coach	Years	W	L	T	Pct.
Red Miller	1977-80	40	22	0	.645
Mike Shanahan	1995-Pres.	130	78	0	.625
Dan Reeves	1981-92	110	73	1	.600
John Ralston	1972-76	34	33	3	.507
Wade Phillips	1993-94	16	16	0	.500
Jerry Smith	1971	2	3	0	.400
Ray Malavasi	1966	4	8	0	.333
Lou Saban	1967-71	20	42	3	.331
Jack Faulkner	1962-64	9	22	1	.297
Frank Filchock	1960-61	7	20	1	.268
Mac Speedie	1964-66	6	19	1	.250

## BEST PLAYOFF WIN PCT.

Coach	Years	W	L	T	Pct.
Mike Shanahan	1995-Pres.	8	5	0	.615
Dan Reeves	1981-92	7	6	0	.538
Red Miller	1977-80	2	3	0	.400
Wade Phillips	1993-94	0	1	0	.000

## ATTENDANCE MARKS

### BRONCOS LARGEST CROWDS

HOME				ROAD			
77,160	vs. Green Bay	Oct. 29, 2007	101,063	at Pasadena (Super Bowl XXI)	Jan. 25, 1987		
77,038	vs. Pittsburgh	Oct. 21, 2007	91,020	at Los Angeles Raiders	Oct. 28, 1984		
76,879	vs. San Diego	Oct. 7, 2007	90,153	at Los Angeles Raiders	Nov. 2, 1986		
76,786	vs. Kansas City	Sept. 17, 2006	87,560	at Los Angeles Raiders	Dec. 3, 1989		
76,784	vs. Oakland	Sept. 16, 2007	81,065	at Cleveland	Oct. 5, 1980		
76,775	vs. Pittsburgh (Playoffs)	Jan. 22, 2006	80,272	at Buffalo (Playoffs)	Jan. 12, 1992		
76,767	vs. Indianapolis	Oct. 29, 2006	79,915	at Cleveland (Playoffs)	Jan. 11, 1987		
76,753	vs. Oakland	Sept. 22, 2003	79,864	at Buffalo	Oct. 5, 1975		
76,723	vs. San Diego	Nov. 19, 2006	79,484	at Kansas City	Nov. 23, 2006		
76,691	vs. Oakland	Oct. 15, 2006	79,439	at Kansas City	Sept. 22, 1996		
76,643	vs. Oakland	Nov. 11, 2002	78,903	at Kansas City	Oct. 5, 2003		
76,590	vs. Tennessee	Nov. 19, 2007	78,683	at Kansas City	Sept. 19, 1999		
76,571	vs. New England	Oct. 16, 2005	78,637	at Cleveland	Oct. 1, 1989		
76,530	vs. Philadelphia	Oct. 30, 2005	78,521	at New York Jets	Dec. 8, 2002		
76,463	vs. Jacksonville	Sept. 23, 2007	78,516	at New York Giants	Oct. 23, 2005		

2001-Present — INVESCO Field at Mile High  
1960-2000 — Mile High Stadium/Bears Stadium

### BRONCOS REGULAR SEASON ATTENDANCE BY SEASON

Year	Home	Road	Total	Year	Home	Road	Total
1960	91,333	115,994	207,327	1984	585,233	450,442	1,035,675
1961	74,508	122,315	196,823	1985	589,500	452,847	1,042,347
1962	178,485	146,442	324,927	1986	589,037	526,550	1,115,587
1963	132,218	165,995	298,213	1987	498,715	370,586	869,301
1964	118,259	166,744	285,003	1988	597,680	487,571	1,085,251
1965	219,786	215,992	435,778	1989	588,144	542,541	1,130,685
1966	192,198	203,799	395,997	1990	560,703	509,425	1,070,128
1967	231,801	247,696	479,497	1991	584,214	466,818	1,051,032
1968	281,374	278,008	559,382	1992	597,704	503,447	1,101,151
1969	326,851	276,755	603,606	1993	590,808	521,349	1,112,157
1970	355,739	330,184	685,923	1994	574,180	524,941	1,099,121
1971	358,400	377,642	736,042	1995	583,510	455,634	1,039,144
1972	361,414	412,073	773,487	1996	589,296	462,194	1,051,490
1973	356,327	351,334	707,661	1997	590,189	499,942	1,090,131
1974	347,322	354,367	701,689	1998	597,462	546,021	1,143,483
1975	342,375	347,944	690,319	1999	577,309	531,728	1,109,037
1976	436,468	349,126	785,594	2000	604,042	535,988	1,140,030
1977	524,595	370,917	895,512	2001	600,283	514,920	1,115,203
1978	598,085	470,756	1,068,841	2002	604,904	557,070	1,161,974
1979	597,521	427,040	1,024,561	2003	607,167	526,919	1,134,086
1980	593,084	473,680	1,066,764	2004	601,031	539,587	1,140,618
1981	598,224	475,360	1,073,584	2005	608,790	*558,598	*1,167,388
1982	369,555	183,046	552,601	2006	610,782	544,955	1,155,737
1983	592,493	385,022	977,515	2007	*612,893	526,919	1,139,812
*Broncos records				Total	22,421,991	19,405,223	41,827,214

### BRONCOS SEASON TICKET SALES

1960.....2,675	*1973.....48,000	*1986.....73,348	*1999.....73,997
1961.....5,775	*1974.....49,000	*1987.....74,147	*2000.....73,855
1962.....5,042	*1975.....49,000	*1988.....74,147	*2001.....73,825
1963.....7,624	*1976.....62,215	*1989.....73,952	*2002.....73,576
1964.....8,002	*1977.....73,089	*1990.....73,966	*2003.....73,583
1965.....22,905	*1978.....73,092	*1991.....73,682	*2004.....73,590
1966.....18,898	*1979.....73,313	*1992.....73,592	*2005.....73,846
1967.....24,650	*1980.....73,298	*1993.....73,182	*2006.....73,972
1968.....27,348	*1981.....73,380	*1994.....73,072	*2007.....73,984
1969.....31,936	*1982.....73,380	*1995.....73,222	*2008.....73,996
*1970.....43,580	*1983.....73,377	*1996.....73,180	
*1971.....47,500	*1984.....73,347	*1997.....73,275	
*1972.....48,000	*1985.....73,309	*1998.....73,972	

\*Season tickets sold out. Every Broncos home game at Mile High Stadium (1970-2000) and INVESCO Field at Mile High (2001-07) has been a sellout since the beginning of the 1970 season with the exception of two replacement games played during the 1987 strike (both games were sold out before the strike). The Broncos have thus sold out 293 consecutive regular-season games, and with postseason games the total reaches 308.

## BRONCOS STATISTICAL HISTORY

### TEAM OFFENSE YEAR-BY-YEAR

	Total Plays	First Downs	Rush Yards	League Rank	Pass Yards	League Rank	Total Yards	League Rank	Total Points
1960	958	248	1,195	.....8th	3,247	.....3rd	4,442	.....6th	309
1961	934	219	1,091	.....8th	2,720	.....3rd	3,811	.....7th	251
1962	885	270	1,298	.....7th	4,702	.....1st	4,702	.....4th	353
1963	832	230	1,508	.....6th	2,487	.....8th	3,995	.....7th	301
1964	908	207	1,311	.....8th	2,021	.....8th	3,332	.....8th	240
1965	959	255	1,829	.....2nd	2,640	.....3rd	4,469	.....2nd	303
1966	815	171	1,173	.....8th	1,995	.....9th	3,168	.....9th	196
1967	852	172	1,265	.....9th	1,682	.....8th	2,947	.....9th	256
1968	889	217	1,614	.....7th	2,357	.....6th	3,971	.....7th	255
1969	841	243	1,637	.....6th	2,524	.....5th	4,161	.....6th	297
1970	883	217	1,802	.....9th	2,025	.....19th	3,827	.....18th	253
1971	891	217	2,093	.....10th	2,065	.....17th	4,158	.....11th	203
1972	831	237	1,838	.....18th	2,634	.....3rd	4,472	.....5th	325
1973	893	253	1,954	.....14th	2,519	.....3rd	4,473	.....6th	354
1974	861	258	2,157	.....5th	2,328	.....9th	4,485	.....5th	302
1975	964	268	1,993	.....13th	2,541	.....7th	4,534	.....10th	254
1976	901	239	1,932	.....19th	2,204	.....12th	4,136	.....16th	315
1977	886	223	2,043	.....11th	1,863	.....15th	3,906	.....17th	274
1978	1,039	294	2,451	.....8th	2,378	.....17th	4,829	.....14th	282
1979	1,044	306	2,040	.....18th	3,102	.....13th	5,142	.....12th	289
1980	992	286	1,865	.....20th	2,777	.....18th	4,642	.....25th	310
1981	1,062	306	1,895	.....21st	3,531	.....8th	5,426	.....14th	321
1982	592	170	1,018	.....17th	1,819	.....15th	2,837	.....15th	148
1983	1,025	292	1,784	.....23rd	3,027	.....20th	4,811	.....26th	302
1984	1,018	299	2,076	.....10th	2,859	.....24th	4,935	.....22nd	353
1985	1,152	339	1,851	.....16th	3,645	.....6th	5,496	.....10th	380
1986	1,042	319	1,678	.....20th	3,538	.....10th	5,216	.....15th	378
1987	1,070	331	1,970	.....12th	3,654	.....3rd	5,624	.....2nd	379
1988	1,077	338	1,815	.....19th	3,691	.....6th	5,506	.....8th	327
1989	1,071	308	2,092	.....6th	3,001	.....23rd	5,093	.....15th	362
1990	1,035	323	1,872	.....14th	3,341	.....7th	5,213	.....8th	331
1991	1,012	284	2,015	.....8th	2,997	.....17th	5,012	.....12th	304
1992	928	234	1,500	.....25th	2,930	.....19th	4,430	.....21st	262
1993	1,060	327	1,693	.....18th	3,768	.....4th	5,461	.....5th	373
1994	1,112	346	1,470	.....23rd	4,017	.....4th	5,487	.....6th	347
1995	1,060	344	1,995	.....5th	4,045	.....7th	6,040	.....3rd	388
1996	1,092	336	2,362	.....1st	3,429	.....13th	5,791	.....1st	391
1997	1,068	340	2,378	.....4th	3,494	.....9th	5,872	.....1st	472
1998	1,041	347	2,468	.....2nd	3,624	.....7th	6,092	.....3rd	501
1999	1,053	308	1,864	.....12th	3,419	.....15th	5,283	.....14th	314
2000	1,115	383	2,311	.....3rd	4,243	.....3rd	6,554	.....2nd	485
2001	1,034	304	1,877	.....10th	2,940	.....25th	4,817	.....22nd	340
2002	1,057	357	2,266	.....5th	3,824	.....8th	6,090	.....3rd	392
2003	1,047	334	2,629	.....2nd	2,969	.....22nd	5,598	.....7th	381
2004	1,070	351	2,333	.....4th	3,999	.....6th	6,332	.....5th	381
2005	1,030	330	2,539	.....2nd	3,227	.....18th	5,766	.....5th	395
2006	973	285	2,152	.....8th	2,799	.....25th	4,951	.....21st	319
2007	976	305	1,957	.....9th	3,584	.....13th	5,541	.....11th	320

League rankings for 1960-69 reflect American Football League ranking.  
The AFL had eight teams from 1960-65, nine teams from 1966-67 and 10 teams from 1968-69.  
The NFL had 26 teams from 1970-75, 28 teams from 1976-94; 30 teams from 1995-98; 31 teams from 1999-2001 and 32 teams from 2002-Present.

### TEAM DEFENSE YEAR-BY-YEAR

	Total Plays	First Downs	Rush Yards	League Rank	Pass Yards	League Rank	Total Yards	League Rank	Total Points
1960	927	254	2,145	.....8th	2,987	.....5th	5,132	.....8th	393
1961	899	233	1,633	.....5th	2,785	.....5th	4,418	.....6th	432
1962	862	234	1,868	.....5th	2,670	.....4th	4,538	.....6th	334
1963	828	254	1,687	.....5th	3,394	.....8th	5,081	.....6th	473
1964	902	271	2,064	.....8th	2,906	.....3rd	4,970	.....7th	438
1965	850	244	1,337	.....3rd	2,960	.....7th	4,297	.....7th	392
1966	871	251	2,029	.....8th	2,515	.....3rd	4,544	.....3rd	381
1967	921	276	2,076	.....8th	3,125	.....8th	5,201	.....9th	409
1968	917	251	1,861	.....7th	3,163	.....10th	5,024	.....10th	404
1969	918	278	1,709	.....7th	2,932	.....10th	4,641	.....8th	344
1970	838	199	1,351	.....3rd	2,354	.....18th	3,705	.....7th	264
1971	825	206	1,834	.....14th	<b>1,985</b>	.....5th	3,819	.....10th	275
1972	876	251	1,668	.....4th	2,183	.....16th	3,851	.....9th	350
1973	872	239	1,795	.....6th	2,440	.....24th	4,235	.....19th	296
1974	945	265	1,808	.....13th	2,583	.....24th	4,391	.....21st	294
1975	901	247	1,974	.....13th	2,032	.....7th	4,006	.....9th	307
1976	919	222	1,709	.....3rd	2,025	.....12th	3,734	.....8th	206
1977	931	217	1,531	.....1st	2,244	.....25th	3,775	.....9th	<b>148</b>
1978	1,016	251	1,979	.....6th	2,469	.....8th	4,448	.....6th	198
1979	1,033	273	1,693	.....1st	3,159	.....23rd	4,852	.....10th	262
1980	1,043	303	2,117	.....20th	3,125	.....15th	5,242	.....15th	323
1981	1,000	268	2,005	.....13th	2,873	.....5th	4,878	.....6th	289
1982*	<b>616</b>	<b>176</b>	<b>935</b>	.....7th	2,234	.....26th	<b>3,169</b>	.....24th	226
1983	1,099	321	1,938	.....10th	3,671	.....23rd	5,609	.....21st	327
1984	1,123	311	1,664	.....5th	4,023	.....27th	5,687	.....25th	241
1985	1,069	290	1,973	.....13th	3,206	.....14th	5,179	.....13th	329
1986	1,026	291	1,651	.....5th	3,296	.....16th	4,947	.....9th	327
1987	941	277	2,017	.....20th	2,796	.....5th	4,813	.....9th	288
1988	1,055	316	2,538	.....27th	2,933	.....7th	5,471	.....22nd	352
1989	977	246	1,580	.....6th	2,827	.....3rd	4,407	.....3rd	226
1990	969	306	1,963	.....17th	3,382	.....21st	5,345	.....20th	374
1991	939	242	1,794	.....19th	2,755	.....3rd	4,549	.....5th	235
1992	1,001	283	1,963	.....23rd	3,120	.....14th	5,083	.....22nd	329
1993	1,005	280	1,418	.....4th	3,731	.....27th	5,149	.....19th	284
1994	1,023	303	1,752	.....16th	4,155	.....28th	5,907	.....28th	396
1995	1,010	322	1,895	.....23rd	3,298	.....9th	5,193	.....15th	345
1996	951	261	1,331	.....1st	3,139	.....10th	4,470	.....4th	275
1997	951	258	1,803	.....16th	2,868	.....5th	4,671	.....5th	287
1998	999	283	1,287	.....3rd	3,648	.....26th	4,935	.....11th	309
1999	961	267	1,737	.....19th	3,016	.....8th	4,753	.....7th	318
2000	962	294	1,598	.....7th	3,946	.....31st	5,544	.....24th	369
2001	960	292	1,492	.....6th	3,282	.....16th	4,774	.....8th	339
2002	985	298	1,489	.....4th	3,337	.....17th	4,826	.....6th	344
2003	910	241	1,605	.....7th	2,828	.....6th	4,433	.....4th	301
2004	918	235	1,512	.....4th	2,947	.....6th	4,459	.....4th	304
2005	985	295	1,363	.....2nd	3,643	.....29th	5,006	.....15th	258
2006	1,020	291	1,813	.....12th	3,410	.....21st	5,223	.....14th	305
2007	992	306	2,282	.....30th	3,094	.....7th	5,376	.....19th	409

\*players strike; nine-game season

League rankings for 1960-69 reflect American Football League ranking.

The AFL had eight teams from 1960-65, nine teams from 1966-67 and 10 teams from 1968-69.

The NFL had 26 teams from 1970-75, 28 teams from 1976-94; 30 teams from 1995-98; 31 teams from 1999-2001 and 32 teams from 2002-Present.

### TEAM TURNOVERS YEAR-BY-YEAR

	GIVEAWAYS			TAKEAWAYS			Turnover Ratio
	INTs	Fum.	Total	INTs	Fum.	Total	
1960	35	17	52	27	17	44	-8
1961	45	20	65	26	14	40	-25
1962	40	14	54	27	19	46	-8
1963	28	15	43	15	20	35	-8
1964	32	8	40	<b>32</b>	21	53	+13
1965	30	16	46	25	14	39	-7
1966	30	17	47	13	18	31	-16
1967	18	12	30	28	13	41	+11
1968	27	13	40	20	12	32	-8
1969	23	8	31	14	14	28	-3
1970	28	13	41	16	16	32	-9
1971	27	12	39	20	20	40	+1
1972	23	11	34	10	12	22	-12
1973	20	9	29	14	15	29	+/-0
1974	17	13	30	22	11	33	+3
1975	34	14	48	16	16	32	-16
1976	22	12	34	24	13	37	+3
1977	12	15	27	25	14	39	+12
1978	17	17	34	31	13	44	+10
1979	23	18	41	19	19	38	-3
1980	25	12	37	16	12	28	-9
1981	21	18	39	23	23	46	+7
1982*	19	17	36	12	7	19	-17
1983	22	19	41	27	20	47	+6
1984	17	17	34	31	<b>24</b>	<b>55</b>	<b>+21</b>
1985	23	8	31	24	12	36	+5
1986	16	13	29	18	17	35	+6
1987	19	17	36	28	19	47	+11
1988	22	12	34	16	13	29	-5
1989	20	12	32	21	22	43	+11
1990	18	14	32	10	15	25	-7
1991	12	13	25	23	10	33	+8
1992	29	14	43	15	16	31	-12
1993	10	18	28	18	13	31	+3
1994	13	18	31	12	14	26	-5
1995	14	16	30	8	13	21	-9
1996	17	15	32	23	9	32	+/-0
1997	11	10	21	18	13	31	+10
1998	14	<b>6</b>	20	19	11	30	+10
1999	18	10	28	15	11	26	-2
2000	12	13	25	27	17	44	+19
2001	19	8	27	22	15	37	+10
2002	20	7	27	9	13	22	-5
2003	18	<b>6</b>	24	9	11	20	-4
2004	20	9	29	12	8	20	-9
2005	<b>7</b>	9	<b>16</b>	20	16	36	+20
2006	18	12	30	17	13	30	+/-0
2007	15	14	29	14	16	30	+1

### TEAM THIRD DOWNS YEAR-BY-YEAR

DENVER				OPPONENTS			DENVER				OPPONENTS		
Year	Md.	Att.	Pct.	Md.	Att.	Pct.	Year	Md.	Att.	Pct.	Md.	Att.	Pct.
1972	75	177	42.4	74	190	38.9	1990	86	207	41.5	84	195	43.1
1973	79	203	38.9	77	203	37.9	1991	92	223	41.3	64	206	31.1
1974	63	176	35.8	88	218	40.4	1992	67	208	32.2	81	222	36.5
1975	84	212	39.6	76	209	36.4	1993	98	225	43.6	71	215	33.0
1976	69	193	35.8	73	222	32.9	1994	87	231	37.7	86	217	39.6
1977	72	210	34.3	71	221	32.1	1995	89	207	43.0	92	212	43.4
1978	81	226	35.8	88	249	35.3	1996	<b>112</b>	229	<b>48.9</b>	78	217	35.9
1979	77	222	34.7	95	248	38.3	1997	92	217	42.4	65	207	31.4
1980	84	223	37.7	91	228	39.9	1998	90	207	43.5	88	225	39.1
1981	86	230	37.4	74	219	33.8	1999	84	229	36.7	64	203	31.5
1982*	43	121	35.5	<b>48</b>	<b>132</b>	36.4	2000	97	218	44.5	66	191	34.6
1983	68	213	31.9	92	235	39.1	2001	83	219	37.9	63	191	33.0
1984	68	207	32.9	84	240	35.0	2002	77	202	38.1	97	220	44.1
1985	102	<b>252</b>	40.5	74	230	32.2	2003	82	211	38.9	61	207	<b>29.5</b>
1986	92	222	41.4	75	222	33.8	2004	78	206	37.9	65	209	31.1
1987	106	224	47.3	64	183	35.0	2005	76	210	36.2	76	207	36.7
1988	85	210	40.5	81	214	37.9	2006	78	211	37.0	81	221	36.7
1989	111	240	46.3	73	216	33.8	2007	80	198	40.4	91	213	42.7

\*players strike; nine-game season



## INDIVIDUAL YEAR-BY-YEAR LEADERS

### RUSHING

	YARDS	ATTEMPTS	AVG. (min. 100 att.)	TOUCHDOWNS
1960	Rolle.....501	Rolle.....130	Mingo.....3.9	Mingo.....4
1961	Stone.....505	Stone.....127	Stone.....4.0	Bukaty.....5
1962	Stone.....360	Stone.....94	Stone.....3.8	Mingo.....4
1963	Joe.....649	Joe.....154	Joe.....4.2	Joe.....4
1964	Mitchell.....590	Mitchell.....177	Joe.....3.7	Mitchell.....5
1965	Gilchrist.....954	Gilchrist.....252	Hayes.....4.1	Gilchrist.....6
1966	Hayes.....411	Haynes.....129	Hayes.....4.0	Haynes/Choboian.....2
1967	Little.....381	Little.....130	Little.....2.9	Hickey/Hayes.....4
1968	Little.....584	Little.....158	Little.....3.7	Lynch.....4
1969	Little.....729	Little.....146	Little.....5.0	Little.....6
1970	Little.....901	Little.....209	Little.....4.3	Crenshaw.....5
1971	Little.....1,133	Little.....284	Little.....4.0	Little.....6
1972	Little.....859	Little.....216	Little.....4.0	Little.....9
1973	Little.....979	Little.....256	Dawkins.....4.4	Little.....12
1974	Armstrong.....1,407	Armstrong.....263	Armstrong.....5.3	Keyworth.....10
1975	Keyworth.....725	Keyworth.....182	Keyworth.....4.0	Keyworth/Lynch.....3
1976	Armstrong.....1,008	Armstrong.....247	Armstrong.....4.1	Armstrong.....5
1977	Armstrong.....489	Armstrong.....130	Perrin.....4.1	Armstrong/Morton.....4
1978	Perrin.....455	Armstrong/Keyworth.....112	Perrin.....4.2	Perrin.....4
1979	Armstrong.....453	Armstrong.....108	Armstrong.....4.2	Lytle.....4
1980	Jensen.....476	Preston.....111	Jensen.....4.7	Armstrong/Preston.....4
1981	Parros.....749	Preston.....183	Parros.....4.3	Lytle.....4
1982	Willhite.....347	Parros.....77	Willhite.....5.0	Willhite.....2
1983	Winder.....757	Winder.....196	Winder.....3.9	Poole.....4
1984	Winder.....1,153	Winder.....296	Winder.....3.9	Winder.....4
1985	Winder.....714	Winder.....199	Winder.....3.6	Winder.....8
1986	Winder.....789	Winder.....240	Winder.....3.3	Winder.....9
1987	Winder.....741	Winder.....196	Winder.....3.8	Winder.....6
1988	Dorsett.....703	Dorsett.....181	Dorsett.....3.9	Dorsett.....5
1989	Humphrey.....1,151	Humphrey.....294	Humphrey.....3.9	Humphrey.....7
1990	Humphrey.....1,202	Humphrey.....288	Humphrey.....4.2	Humphrey.....7
1991	Green.....1,037	Green.....261	Green.....4.0	Elway.....6
1992	Green.....648	Green.....161	Green.....4.0	Lewis.....4
1993	Bernstine.....816	Bernstine.....223	Bernstine.....3.7	Delpino.....8
1994	L. Russell.....620	L. Russell.....190	L. Russell.....3.3	L. Russell.....9
1995	Davis.....1,117	Davis.....237	Davis.....4.7	Davis.....7
1996	Davis.....1,538	Davis.....345	Davis.....4.5	Davis.....13
1997	Davis.....1,750	Davis.....369	Davis.....4.7	Davis.....15
1998	<b>Davis.....2,008</b>	<b>Davis.....392</b>	Davis.....5.1	<b>Davis.....21</b>
1999	Gary.....1,159	Gary.....276	Gary.....4.2	Gary.....7
2000	Anderson.....1,487	Anderson.....297	Anderson.....5.0	Anderson.....15
2001	Davis.....701	Anderson.....175	Davis.....4.2	Anderson.....4
2002	Portis.....1,508	Portis.....273	<b>Portis.....5.5</b>	Portis.....15
2003	Portis.....1,591	Portis.....290	Portis.....5.5	Portis.....14
2004	Droughns.....1,240	Droughns.....275	Droughns.....4.5	Droughns.....6
2005	Anderson.....1,014	Anderson.....239	T. Bell.....5.3	Anderson.....12
2006	T. Bell.....1,025	T. Bell.....233	T. Bell.....4.4	M. Bell.....8
2007	Young.....729	Henry.....167	Young.....5.2	Henry.....4

### PASSING

	YARDS	ATTEMPTS	COMPLETIONS
1960	Tripucka.....3,038	Tripucka.....478	Tripucka.....248
1961	Tripucka.....1,690	Tripucka.....344	Tripucka.....167
1962	Tripucka.....2,917	Tripucka.....440	Tripucka.....240
1963	Slaughter.....1,689	Slaughter.....223	Slaughter.....112
1964	Lee.....1,611	Lee.....265	Lee.....133
1965	McCormick.....1,292	McCormick.....253	McCormick.....103
1966	Choboian.....1,110	McCormick.....193	Choboian.....82
1967	Tensi.....1,915	Tensi.....325	Tensi.....131
1968	Briscoe.....1,589	Briscoe.....224	Briscoe.....93
1969	Tensi.....1,990	Tensi.....286	Tensi.....131
1970	Liske.....1,340	Liske.....238	Liske.....112
1971	Ramsey.....1,120	Ramsey.....178	Horn.....89
1972	Johnson.....1,783	Johnson.....238	Johnson.....132
1973	Johnson.....2,465	Johnson.....346	Johnson.....184
1974	Johnson.....1,969	Johnson.....244	Johnson.....136
1975	Ramsey.....1,562	Ramsey.....233	Ramsey.....128
1976	Ramsey.....1,931	Ramsey.....270	Ramsey.....128
1977	Morton.....1,929	Morton.....254	Morton.....131
1978	Morton.....1,802	Morton.....267	Morton.....146
1979	Morton.....2,626	Morton.....370	Morton.....204
1980	Morton.....2,150	Morton.....301	Morton.....183
1981	Morton.....3,195	Morton.....376	Morton.....225
1982	DeBerg.....1,405	DeBerg.....223	DeBerg.....131
1983	Elway.....1,663	Elway.....259	Elway.....123
1984	Elway.....2,598	Elway.....380	Elway.....214
1985	Elway.....3,891	<b>Elway.....605</b>	Elway.....327
1986	Elway.....3,485	Elway.....504	Elway.....280
1987	Elway.....3,198	Elway.....410	Elway.....224
1988	Elway.....3,309	Elway.....496	Elway.....274
1989	Elway.....3,051	Elway.....416	Elway.....223
1990	Elway.....3,526	Elway.....502	Elway.....294
1991	Elway.....3,253	Elway.....451	Elway.....242
1992	Elway.....2,242	Elway.....316	Elway.....174
1993	Elway.....4,030	Elway.....551	<b>Elway.....348</b>
1994	Elway.....3,490	Elway.....494	Elway.....307
1995	Elway.....3,970	Elway.....542	Elway.....316
1996	Elway.....3,328	Elway.....466	Elway.....287
1997	Elway.....3,635	Elway.....502	Elway.....280
1998	Elway.....2,806	Elway.....356	Elway.....210
1999	Griese.....3,032	Griese.....452	Griese.....261
2000	Griese.....2,688	Griese.....336	Griese.....216
2001	Griese.....2,827	Griese.....451	Griese.....275
2002	Griese.....3,214	Griese.....436	Griese.....291
2003	Plummer.....2,182	Plummer.....302	Plummer.....189
2004	<b>Plummer.....4,089</b>	Plummer.....521	Plummer.....303
2005	Plummer.....3,366	Plummer.....456	Plummer.....277
2006	Plummer.....1,994	Plummer.....317	Plummer.....175
2007	Cutler.....3,497	Cutler.....467	Cutler.....297

# PASSING. CONT.

	COMP. PCT. (min. 50 att.)	TOUCHDOWNS	INTERCEPTIONS
1960	Tripucka ..... .519	Tripucka .....24	Tripucka .....34
1961	Tripucka ..... .485	Tripucka .....10	Herring .....22
1962	Tripucka ..... .545	Tripucka .....17	Tripucka .....25
1963	Breaux ..... .507	Slaughter .....12	Slaughter .....14
1964	Slaughter ..... .513	Lee .....11	Lee .....20
1965	Lee ..... .550	McCormick .....7	McCormick .....14
1966	Choboian ..... .503	McCormick .....6	McCormick .....15
1967	Tensi ..... .403	Tensi .....16	Tensi .....17
1968	LeClair ..... .500	Briscoe .....14	Briscoe .....13
1969	Liske ..... .530	Tensi .....14	Tensi .....12
1970	Liske ..... .471	Liske .....7	Liske .....11
1971	Horn ..... .514	Ramsey .....5	Horn .....14
1972	Johnson ..... .555	Johnson .....14	Johnson .....14
1973	Johnson ..... .532	Johnson .....20	Johnson .....17
1974	Johnson ..... .557	Johnson .....13	Johnson .....9
1975	Ramsey ..... .549	Ramsey .....9	Ramsey .....14
1976	Ramsey ..... .474	Ramsey .....11	Ramsey .....13
1977	Morton ..... .516	Morton .....14	Morton .....8
1978	Weese ..... .632	Morton .....11	Morton .....8
1979	Morton ..... .551	Morton .....16	Morton .....19
1980	Morton ..... .608	Morton .....12	Morton .....13
1981	Morton ..... .598	Morton .....21	Morton .....14
1982	DeBerg ..... .587	DeBerg .....7	DeBerg .....11
1983	DeBerg ..... .553	DeBerg .....9	Elway .....14
1984	Kubiak ..... .587	Elway .....18	Elway .....15
1985	Elway ..... .540	Elway .....22	Elway .....23
1986	Elway ..... .556	Elway .....19	Elway .....13
1987	Karcher ..... .549	Elway .....19	Elway .....12
1988	Kubiak ..... .623	Elway .....17	Elway .....19
1989	Kubiak ..... .582	Elway .....18	Elway .....18
1990	Elway ..... .586	Elway .....15	Elway .....14
1991	Elway ..... .537	Elway .....13	Elway .....12
1992	Elway ..... .551	Elway .....10	Elway .....17
1993	Elway ..... .632	Elway .....25	Elway .....10
1994	Elway ..... .621	Elway .....16	Elway .....10
1995	Elway ..... .583	Elway .....26	Elway .....14
1996	Elway ..... .616	Elway .....26	Elway .....14
1997	Elway ..... .558	<b>Elway .....27</b>	Elway .....11
1998	Brister ..... .595	Elway .....22	Elway .....10
1999	Griese ..... .577	Griese .....14	Griese .....14
2000	Griese ..... .643	Griese .....19	Frerotte .....8
2001	Griese ..... .610	Griese .....23	Griese .....19
2002	<b>Griese ..... .667</b>	Griese .....15	Griese .....15
2003	Plummer ..... .626	Plummer .....15	Plummer .....7
2004	Plummer ..... .582	<b>Plummer .....27</b>	Plummer .....20
2005	Plummer ..... .607	Plummer .....18	Plummer .....7
2006	Cutler ..... .591	Plummer .....11	Plummer .....13
2007	Cutler ..... .636	Cutler .....20	Cutler .....14

# RECEIVING

	RECEPTIONS	YARDS	AVG. (min. 20 rec.)	TOUCHDOWNS
1960	Taylor .....92	Taylor .....1,235	Carmichael .....19.3	Taylor .....12
1961	Taylor .....100	Taylor .....1,176	Frazier .....17.0	Frazier .....6
1962	Taylor .....77	Taylor .....908	Scarpitto .....19.1	Scarpitto .....6
1963	Taylor .....78	Taylor .....1,101	<b>Scarpitto .....22.0</b>	Taylor .....10
1964	Taylor .....76	Taylor .....873	Dixon .....15.4	Taylor .....7
1965	Taylor .....85	Taylor .....1,131	Scarpitto .....18.3	Taylor .....6
1966	Haynes .....46	Denson .....725	Denson .....20.1	Scarpitto .....4
1967	Crabtree/Denson .....46	Denson .....899	Denson .....19.5	Denson .....11
1968	Crabtree .....35	Crabtree .....601	Denson .....17.2	Crabtree/Denson .....5
1969	Denson .....53	Denson .....809	Embree .....16.2	Denson .....10
1970	Denson .....47	Denson .....646	Whalen .....14.0	Whalen .....3
1971	Anderson .....37	Simmons .....403	Simmons .....16.1	Harrison .....2
1972	Sherman .....38	Sherman .....661	Sherman .....17.4	Moses .....5
1973	Odoms .....43	Odoms .....629	Moses .....18.5	Moses .....8
1974	Odoms .....42	Odoms .....639	Moses .....16.4	Odoms .....6
1975	Keyworth .....42	Odoms .....544	Dolbin .....19.1	Dolbin/Odoms .....3
1976	Armstrong .....39	Moses .....498	Moses .....19.9	Moses .....7
1977	Odoms .....37	Moses .....539	Moses .....20.0	Moses .....4
1978	Odoms .....54	Odoms .....829	Moses .....20.1	Odoms .....6
1979	Upchurch .....64	Moses .....943	Moses .....17.5	Upchurch .....7
1980	Jensen .....49	Moses .....674	Moses .....17.7	Odoms .....6
1981	Watson .....60	Watson .....1,244	Watson .....20.7	Watson .....13
1982	Parros .....37	Watson .....555	Upchurch .....15.7	Upchurch .....3
1983	Watson .....59	Watson .....1,133	Watson .....19.2	Watson .....5
1984	Watson .....69	Watson .....1,170	Watson .....17.0	Watson .....7
1985	Watson .....61	Watson .....915	Sampson .....16.6	Watson .....5
1986	Willhite .....64	Jackson .....738	Jackson .....19.4	Winder .....5
1987	V. Johnson .....42	V. Johnson .....684	Nattiel .....20.3	V. Johnson .....7
1988	V. Johnson .....68	V. Johnson .....896	Jackson .....18.5	Jackson .....6
1989	V. Johnson .....76	V. Johnson .....1,095	Young .....18.3	V. Johnson .....7
1990	Jackson .....57	Jackson .....926	Jackson .....16.2	Jackson/Young .....4
1991	Young .....44	Young .....629	Jackson .....18.3	V. Johnson .....3
1992	Sharpe .....53	Jackson .....745	Marshall .....19.0	Jackson .....8
1993	Sharpe .....81	Sharpe .....995	Russell .....16.3	Sharpe .....9
1994	Sharpe .....87	Miller .....1,107	Miller .....18.5	Miller .....5
1995	Sharpe .....63	Miller .....1,079	Miller .....18.3	<b>Miller .....14</b>
1996	Sharpe .....80	Sharpe .....1,062	Sharpe .....13.3	Sharpe .....10
1997	Sharpe .....72	R. Smith .....1,180	R. Smith .....16.9	R. Smith .....12
1998	R. Smith .....86	R. Smith .....1,222	McCaffrey .....16.5	McCaffrey/Sharpe .....10
1999	R. Smith .....79	R. Smith .....1,020	Chamberlain .....15.3	McCaffrey .....7
2000	McCaffrey .....101	<b>R. Smith .....1,602</b>	R. Smith .....16.0	McCaffrey .....9
2001	<b>R. Smith .....113</b>	R. Smith .....1,343	R. Smith .....11.9	R. Smith .....11
2002	R. Smith .....89	R. Smith .....1,027	Lelie .....15.0	R. Smith .....5
2003	R. Smith .....74	R. Smith .....845	Lelie .....17.0	Sharpe .....8
2004	R. Smith .....79	R. Smith .....1,144	Lelie .....20.1	Lelie/R. Smith .....7
2005	R. Smith .....85	R. Smith .....1,105	Lelie .....18.3	R. Smith .....6
2006	Walker .....69	Walker .....1,084	Walker .....15.7	Walker .....8
2007	Marshall .....102	Marshall .....1,325	Stokley .....15.9	Marshall .....7

## INTERCEPTIONS

	INTERCEPTIONS	YARDS	TOUCHDOWNS
1960	Gonsoulin .....11	Gonsoulin .....98	Pyeatt/Yelverton .....1
1961	Nugent .....7	McNamara .....85	None .....0
1962	Gonsoulin .....7	Zeman .....133	Four Players^ .....1
1963	Gonsoulin .....6	Gonsoulin .....64	Gonsoulin .....1
1964	Brown .....9	Brown .....140	Janik .....1
1965	Gonsoulin .....6	Wilson .....118	Bramlett/Griffin/Wilson ...1
1966	Brown/Sellers .....3	Brown .....37	None .....0
1967	Sellers .....7	Wilson .....153	<b>Wilson .....2</b>
1968	Jaquess .....5	Jaquess .....64	None .....0
1969	Thompson .....3	Thompson .....92	Burrell/Thompson .....1
1970	Martha .....6	Martha .....99	None .....0
1971	Thompson .....5	Thompson .....83	Forsberg .....1
1972	Mitchell .....3	Preece .....30	None .....0
1973	Jones .....4	Thompson .....96	Mitchell/Thompson .....1
1974	Jones/Thompson .....5	Thompson .....105	Thompson .....1
1975	Gradishar .....3	Thompson .....97	Gradishar .....1
1976	Jackson .....7	Jackson .....136	<b>Rowser .....2</b>
1977	Thompson .....5	Wright .....128	T. Jackson/Wright .....1
1978	B. Jackson/Foley .....6	B. Jackson .....128	T. Jackson .....1
1979	Foley .....6	Thompson .....57	None .....0
1980	Foley .....4	Foley .....115	Gradishar/Latimer .....1
1981	Foley .....5	Foley .....81	None .....0
1982	Kyle .....3	Smith .....29	None .....0
1983	Wright .....6	Harden .....127	None .....0
1984	Foley/Harden .....6	Mecklenburg .....105	Foley/Harden/Robbins/Woodard.1
1985	Harden/L. Wright .....5	Harden .....100	Harden .....1
1986	Harden .....6	<b>Harden .....179</b>	<b>Harden .....2</b>
1987	Harden .....4	Clark .....105	Haynes/Hunley .....1
1988	Harden .....4	Robbins .....66	None .....0
1989	Braxton .....6	Braxton .....103	Braxton/Robbins .....1
1990	Three Players* .....2	Henderson .....71	Henderson .....1
1991	Atwater/D. Smith .....5	Atwater .....104	Braxton/Dimry .....1
1992	Henderson/D. Smith .....4	Henderson .....79	Henderson .....1
1993	Smith/Braxton .....3	Atwater .....81	Croel .....1
1994	Crockett/Hilliard/R. Jones ...2	Atwater .....24	None .....0
1995	Atwater .....3	Atwater .....54	None .....0
1996	Braxton .....9	Braxton .....128	Braxton .....1
1997	Braxton/Crockett/Gordon .....4	Braxton .....113	Five Players# .....1
1998	Gordon .....4	Gordon .....125	Crockett/Gordon .....1
1999	James .....5	James .....59	Romanowski .....1
2000	Buckley .....6	Buckley .....110	<b>Spencer .....2</b>
2001	O'Neal .....9	O'Neal .....115	Walker .....1
2002	O'Neal .....5	O'Neal .....70	<b>O'Neal .....2</b>
2003	K. Herndon .....3	K. Herndon .....19	Gold .....1
2004	Bailey .....3	Hayward .....76	E. Johnson/Wilson .....1
2005	Bailey .....8	Bailey .....139	<b>Bailey .....2</b>
2006	Bailey .....10	Bailey .....162	Bailey/Da. Williams .....1
2007	Bly .....5	Bly .....71	None .....0

\*Atwater, Henderson, Montgomery. ^Gonsoulin, McGeever, McMillin, Zeman.

#Atwater, Braxton, Gordon, Mobley, Traylor.

## PUNT RETURNS

	PUNT RETURNS	YARDS	AVG. (min. 10)
1960	Carmichael .....15	Carmichael .....101	Carmichael .....6.7
1961	Frazier .....18	Frazier .....231	Frazier .....12.8
1962	Mingo .....7	Zeman .....59	Zeman .....11.8
1963	Mitchell .....12	Mitchell .....141	Mitchell .....11.7
1964	Barry .....16	Barry .....149	Barry .....9.3
1965	Barry .....21	Barry .....210	Barry .....10.0
1966	Haynes .....10	Haynes .....119	Haynes .....11.9
1967	Little .....16	Little .....270	<b>Little .....16.9</b>
1968	Little .....24	Little .....261	Little .....10.9
1969	Thompson .....25	Thompson .....288	Thompson .....11.5
1970	Thompson .....23	Thompson .....233	Thompson .....10.1
1971	Thompson .....29	Thompson .....274	Thompson .....9.4
1972	Sherman .....10	Sherman .....89	Sherman .....8.9
1973	Thompson .....30	Thompson .....366	Thompson .....12.2
1974	Thompson .....26	Thompson .....350	Thompson .....13.5
1975	Upchurch .....27	Upchurch .....312	Thompson .....12.2
1976	Upchurch .....39	Upchurch .....536	Upchurch .....13.7
1977	<b>Upchurch .....51</b>	<b>Upchurch .....653</b>	Upchurch .....12.8
1978	Upchurch .....36	Upchurch .....493	Upchurch .....13.7
1979	Upchurch .....30	Upchurch .....304	Upchurch .....10.1
1980	Upchurch .....37	Upchurch .....353	Upchurch .....9.5
1981	Manning .....41	Manning .....378	Manning .....9.2
1982	Upchurch .....15	Upchurch .....242	Upchurch .....16.1
1983	Thomas .....33	Thomas .....368	Thomas .....11.2
1984	Willhite/Thomas .....20	Willhite .....200	Willhite .....10.0
1985	V. Johnson .....30	V. Johnson .....260	Willhite .....10.6
1986	Willhite .....42	Willhite .....468	Willhite .....11.1
1987	Clark .....18	Clark .....233	Clark .....12.9
1988	Nattiel .....22	Nattiel .....218	Nattiel .....9.9
1989	Bell .....21	Bell .....143	V. Johnson .....9.8
1990	Clark .....21	Clark .....159	V. Johnson .....8.4
1991	V. Johnson .....24	V. Johnson .....174	V. Johnson .....7.3
1992	Marshall .....33	Marshall .....349	Marshall .....10.6
1993	Milburn .....40	Milburn .....425	Milburn .....10.6
1994	Milburn .....41	Milburn .....379	Milburn .....9.2
1995	Milburn .....31	Milburn .....354	Milburn .....11.4
1996	Kinchen .....26	Kinchen .....300	R. Smith .....12.3
1997	Gordon .....40	Gordon .....543	Gordon .....13.6
1998	Gordon .....34	Gordon .....379	Gordon .....11.1
1999	Watson .....44	Watson .....334	Watson .....7.6
2000	O'Neal .....34	O'Neal .....354	O'Neal .....10.4
2001	O'Neal .....31	O'Neal .....405	O'Neal .....13.1
2002	O'Neal .....30	O'Neal .....251	O'Neal .....8.4
2003	O'Neal .....33	O'Neal .....315	O'Neal .....9.5
2004	R. Smith .....22	R. Smith .....223	R. Smith .....10.1
2005	Da. Williams .....17	Da. Williams .....148	Da. Williams .....8.7
2006	Da. Williams .....25	Da. Williams .....206	Da. Williams .....8.2
2007	Martinez .....14	Martinez .....157	Martinez .....11.2



## KICKOFF RETURNS

	KICKOFF RETURNS	YARDS	AVG. (min. 14)
1960	Carmichael .....22	Carmichael .....581	Carmichael .....26.4
1961	Frazier .....18	Frazier .....504	Frazier .....28.0
1962	Frazier .....19	Frazier .....388	Frazier .....20.4
1963	Mitchell .....37	Mitchell .....954	Mitchell .....25.7
1964	Barry .....47	Barry .....1,245	Barry .....26.5
1965	Haynes .....34	Haynes .....901	Haynes .....26.5
1966	Sellers .....19	Sellers .....541	Sellers .....28.5
1967	Little .....35	Little .....942	Little .....26.9
1968	Little .....26	Little .....649	Little .....25.0
1969	Williams .....23	Williams .....574	<b>Thompson .....28.5</b>
1970	Anderson .....21	Anderson .....520	Anderson .....24.8
1971	Anderson .....8	Little .....199	Little .....28.3
1972	Montgomery .....29	Montgomery .....756	Montgomery .....26.1
1973	Armstrong .....20	Armstrong .....472	Armstrong .....23.6
1974	Armstrong .....16	Armstrong .....386	Armstrong .....24.1
1975	Upchurch .....40	Upchurch .....1,084	Upchurch .....27.1
1976	Upchurch .....22	Upchurch .....514	Perrin .....27.9
1977	Upchurch .....20	Upchurch .....456	Upchurch .....22.8
1978	Perrin .....12	Perrin .....256	Perrin .....21.3
1979	Pane .....18	Pane .....354	Pane .....19.7
1980	Brunson .....40	Brunson .....923	Brunson .....23.1
1981	Manning .....26	Manning .....514	Manning .....19.8
1982	Willhite .....17	Manning .....346	Manning .....23.1
1983	Thomas .....28	Thomas .....573	Thomas .....20.5
1984	Lang .....19	Lang .....404	Lang .....21.3
1985	V. Johnson .....30	V. Johnson .....740	V. Johnson .....24.7
1986	Bell .....23	Bell .....531	Bell .....23.1
1987	Bell .....15	Bell .....323	Bell .....21.5
1988	Bell .....36	Bell .....762	Bell .....21.2
1989	Bell .....30	Bell .....602	Bell .....20.1
1990	Clark .....20	Clark .....505	Clark .....25.3
1991	Montgomery .....26	Montgomery .....488	Montgomery .....18.8
1992	Montgomery .....21	Montgomery .....466	Montgomery .....22.2
1993	Russell .....18	Russell .....374	Russell .....20.8
1994	Milburn .....37	Milburn .....793	By'not'e .....22.7
1995	Milburn .....47	<b>Milburn .....1,269</b>	Milburn .....27.0
1996	Hebron .....45	Hebron .....1,099	Hebron .....24.4
1997	Hebron .....43	Hebron .....1,009	Hebron .....23.5
1998	Hebron .....46	Hebron .....1,216	Hebron .....26.4
1999	<b>Watson .....48</b>	Watson .....1,138	Watson .....23.7
2000	O'Neal .....46	O'Neal .....1,102	O'Neal .....24.0
2001	<b>Cole .....48</b>	Cole .....1,127	Kasper .....26.6
2002	Droughns .....20	Droughns .....516	Kasper .....26.2
2003	Cole .....30	Cole .....714	Cole .....23.8
2004	R. Alexander .....19	R. Alexander .....386	Droughns .....24.6
2005	Da. Williams .....18	Da. Williams .....431	Da. Williams .....23.9
2006	Clark .....23	Clark .....512	Morgan .....24.9
2007	Hall .....19	Hall .....475	Hall .....25.0

## SCORING

	TOUCHDOWNS	POINTS
1960	Taylor .....12	Mingo .....123
1961	Frazier/Stone .....8	Frazier .....50
1962	Scarpitto .....6	Mingo .....137
1963	Taylor .....10	Mingo .....83
1964	Taylor .....7	Taylor .....42
1965	Hayes/Gilchrist .....7	Kroner .....71
1966	Scarpitto .....5	Kroner .....62
1967	Denson .....11	Denson .....66
1968	Crabtree/Little/Denson .....5	Howfield .....57
1969	Denson .....10	Howfield .....75
1970	Crenshaw .....6	Howfield .....81
1971	Little .....6	Turner .....93
1972	Little .....13	Turner .....97
1973	Little .....13	Turner .....106
1974	Armstrong .....12	Armstrong .....72
1975	Five Players* .....4	Turner .....86
1976	Moses .....7	Turner .....81
1977	Five Players^ .....4	Turner .....76
1978	Odoms .....6	Turner .....64
1979	Upchurch .....7	Turner .....71
1980	Odoms .....6	Steinfort .....110
1981	Watson .....13	Steinfort .....87
1982	Upchurch .....5	Karlis .....48
1983	Watson .....5	Karlis .....96
1984	Watson .....7	Karlis .....101
1985	Winder .....8	Karlis .....110
1986	Winder .....14	Karlis .....104
1987	V. Johnson/Winder .....7	Karlis .....91
1988	Jackson/Sewell .....6	Karlis .....105
1989	Humphrey .....8	Treadwell .....120
1990	Humphrey .....7	Treadwell .....109
1991	Elway .....6	Treadwell .....112
1992	Jackson .....8	Treadwell .....88
1993	Sharpe .....9	Elam .....119
1994	L. Russell .....9	Elam .....119
1995	Miller .....14	Elam .....132
1996	Davis .....15	Elam .....109
1997	Davis .....15	Elam .....124
1998	<b>Davis .....23</b>	<b>Davis .....138</b>
1999	Gary/McCaffrey .....7	Elam .....116
2000	Anderson .....15	Elam .....103
2001	R. Smith .....11	Elam .....124
2002	Portis .....17	Elam .....120
2003	Portis .....14	Elam .....120
2004	Droughns .....8	Elam .....129
2005	Anderson .....13	Elam .....115
2006	Walker .....9	Elam .....115
2007	Marshall .....7	Elam .....114

\*Keyworth, Dolbin, Little, Lynch, Odoms.

^Armstrong, Moses, Morton, Perrin, Upchurch.

## FIELD GOALS AND PUNTING

	FIELD GOALS	PUNTING
1960	Mingo .....18-28, .643	Herring .....70-2,610, 37.3
1961	Hill .....5-15, .333	Herring .....80-3,149, 39.4
1962	Mingo .....27-39, .692	Fraser .....54-2,400, 44.4
1963	Mingo .....16-30, .533	Fraser .....78-3,595, 46.1
1964	Mingo .....8-12, .667	Fraser .....72-3,225, 44.7
1965	Kroner .....13-29, .448	Scarpitto .....67-2,833, 42.3
1966	Kroner .....14-25, .560	Scarpitto .....76-3,480, 45.8
1967	Humphreys .....7-15, .467	Scarpitto .....105-4,713, 44.9
1968	Howfield .....9-18, .500	Van Heusen .....88-3,853, 43.8
1969	Howfield .....13-29, .448	Hollomon .....47-1,868, 39.7
1970	Howfield .....18-32, .563	Van Heusen .....87-3,732, 42.9
1971	Turner .....25-38, .658	Van Heusen .....76-3,176, 41.8
1972	Turner .....20-29, .690	Van Heusen .....60-2,408, 40.1
1973	Turner .....22-33, .667	Van Heusen .....69-3,114, 45.1
1974	Turner .....11-21, .524	Van Heusen .....75-3,024, 40.3
1975	Turner .....21-28, .720	Van Heusen .....63-2,515, 39.9
1976	Turner .....15-21, .714	Weese .....52-1,852, 35.6
1977	Turner .....13-19, .684	Dilts .....90-3,525, 39.2
1978	Turner .....11-22, .500	Dilts .....96-3,494, 36.4
1979	Turner .....13-21, .619	Prestridge .....89-3,555, 39.9
1980	Steinfort .....26-34, .765	Prestridge .....70-3,076, 43.9
1981	Steinfort .....17-30, .567	Prestridge .....86-3,478, 40.4
1982	Karlis .....11-13, .846	Prestridge .....45-2,026, 45.0
1983	Karlis .....21-25, .840	Prestridge .....87-3,620, 41.6
1984	Karlis .....21-28, .750	Norman .....96-3,850, 40.1
1985	Karlis .....23-38, .605	Norman .....92-3,764, 40.9
1986	Karlis .....20-28, .715	Weil .....34-1,344, 39.5
1987	Karlis .....18-25, .720	Horan .....44-1,807, 41.1
1988	Karlis .....23-36, .639	Horan .....65-2,861, 44.0
1989	Treadwell .....27-33, .818	Horan .....77-3,111, 40.4
1990	Treadwell .....25-34, .735	Horan .....58-2,575, 44.4
1991	Treadwell .....27-36, .750	Horan .....72-3,012, 41.8
1992	Treadwell .....20-24, .833	Horan .....37-1,681, 45.4
1993	Elam .....26-35, .743	Rouen .....67-3,017, 45.0
1994	Elam .....30-37, .841	Rouen .....76-3,258, 42.9
1995	Elam .....31-38, .816	Rouen .....52-2,192, 42.2
1996	Elam .....21-28, .750	Rouen .....65-2,714, 41.8
1997	Elam .....26-36, .722	Rouen .....60-2,598, 43.3
1998	Elam .....23-27, .852	Rouen .....66-3,097, 46.9
1999	Elam .....29-36, .806	Rouen .....84-3,908, 46.5
2000	Elam .....18-24, .750	Rouen .....61-2,455, 40.2
2001	Elam .....31-36, .861	Rouen .....81-3,668, 45.3
2002	Elam .....26-36, .722	Rouen .....29-1,239, 42.7
2003	Elam .....27-31, .871	Knorr .....68-2,937, 43.2
2004	Elam .....29-34, .853	Knorr .....54-2,243, 41.5
2005	Elam .....24-32, .750	Sauerbrun .....72-3,157, 43.8
2006	Elam .....27-29, .931	Ernster .....80-3,338, 41.7
2007	Elam .....27-31, .871	Sauerbrun .....47-2,220, 46.8

## SACKS AND TACKLES

	QUARTERBACK SACKS	TOTAL TACKLES
1970	P. Smith .....11.5	Forsberg .....99
1971	P. Smith .....12.0	Forsberg .....98
1972	Alzado .....10.5	Alzado/Graham .....91
1973	P. Smith .....11.0	P. Smith .....106
1974	Alzado .....13.0	T. Jackson .....116
1975	Alzado .....7.0	Gradishar .....177
1976	Chavous .....8.0	Gradishar .....198
1977	Alzado .....8.0	Gradishar .....219
1978	Alzado .....9.0	<b>Gradishar .....286</b>
1979	Manor .....6.5	Gradishar .....235
1980	R. Jones .....11.5	Gradishar .....250
1981	R. Jones .....9.5	Gradishar .....258
1982	Chavous .....5.0	Gradishar .....151
1983	T. Jackson .....5.5	Gradishar .....224
1984	R. Jones .....11.0	Busick .....195
1985	Mecklenburg .....13.0	Harden .....82
1986	R. Jones .....13.5	Hunley .....164
1987	R. Jones .....7.0	Ryan .....125
1988	Fletcher .....9.0	Kragen .....140
1989	Fletcher .....12.0	Mecklenburg .....143
1990	Fletcher .....11.0	Brooks .....175
1991	Fletcher .....13.5	Brooks .....153
1992	<b>Fletcher .....16.0</b>	Brooks .....167
1993	Fletcher .....13.5	Atwater .....141
1994	Fletcher .....7.0	Alexander .....172
1995	Perry .....6.0	Atwater .....148
1996	A. Williams .....13.0	Romanowski .....128
1997	Tanuvasa/N. Smith/A. Williams .....8.5	Mobley .....162
1998	Pryce/Tanuvasa .....8.5	Mobley .....132
1999	Pryce .....13.0	Cadrez .....97
2000	Pryce .....12.0	Mobley .....133
2001	Pryce/Romanowski .....7.0	Mobley .....133
2002	Pryce .....9.0	Wilson .....199
2003	Berry .....11.5	Wilson .....128
2004	Hayward .....10.5	Williams .....114
2005	Ekuban/Lynch/Pryce .....4.0	Gold .....106
2006	Dumervil .....8.5	Wilson .....113
2007	Dumervil .....12.5	Williams .....170

## BRONCOS ALL-TIME SERVICE RECORDS (REGULAR SEASON)

### Most Seasons with Denver

16	John Elway, 1983-98
15	Jason Elam, 1993-2007
14	Tom Jackson, 1973-86
14	Tom Nalen, 1994-2007
14	Dennis Smith, 1981-94
13	Barney Chavous, 1973-85
13	Paul Howard, 1973-75, '77-86
13	Ken Lanier, 1981-92, '94
13	Rod Smith, 1995-2007
13	Bill Thompson, 1969-81
12	Tyrone Braxton, 1987-93, '95-99
12	Billy Bryan, 1977-88
12	Dwayne Carswell, 1994-2005
12	Rubin Carter, 1975-86
12	Karl Mecklenburg, 1983-94
12	Riley Odums, 1972-83
12	Shannon Sharpe, 1990-99, 2002-03
12	Louis Wright, 1975-86

### Most Games Played with Denver

236	Jason Elam, 1993-2007
234	John Elway, 1983-98
194	Tom Nalen, 1994-2007
191	Tom Jackson, 1973-86
187	Paul Howard, 1973-75, '77-86
184	Dennis Smith, 1981-94
183	Rod Smith, 1995-2007
182	Barney Chavous, 1973-85
180	Karl Mecklenburg, 1983-94
179	Bill Thompson, 1969-81

### Most Consecutive Games Played with Denver

172	Simon Fletcher (1st in '85 through 16th in '95)
166	Ken Lanier (13th in '81 through 16th in '92)
156	Bill Thompson (1st in '71 through 16th in '81)

### Most Consecutive Games Started with Denver

156	Bill Thompson (1st in '71 through 16th in '81)
140	Simon Fletcher (1st in '87 through 16th in '95)
131	Ken Lanier (9th in '84 through 16th in '92)

### Most Games Started with Denver

231	John Elway, 1983-98
188	Tom Nalen, 1994-2007
178	Bill Thompson, 1969-81
177	Barney Chavous, 1973-85
177	Tom Jackson, 1973-86
170	Dennis Smith, 1981-94
165	Ken Lanier, 1981-92, '94
163	Louis Wright, 1975-86
158	Rod Smith, 1995-2007
155	Steve Atwater, 1989-98

## BRONCOS ALL-TIME RECORDS

### INDIVIDUAL RECORDS — OFFENSE

#### TOTAL OFFENSE

**MOST TOTAL PLAYS**  
(COMBINED PASS PLAYS, RUSH ATT., REC.)

Career	
8,543	John Elway, 1983-98
1,961	Brian Griese, 1998-2002
1,887	Craig Morton, 1977-82
1,866	Floyd Little, 1967-75
1,846	Jake Plummer, 2003-06
1,824	Terrell Davis, 1995-2002
1,693	Sammy Winder, 1982-90
1,305	Frank Tripucka, 1960-63
1,154	Otis Armstrong, 1973-80
1,062	Steve Ramsey, 1971-76

Season	
693	John Elway, 1985
634	John Elway, 1993
605	John Elway, 1995
598	Jake Plummer, 2004
598	John Elway, 1994
595	John Elway, 1990
589	John Elway, 1986
586	John Elway, 1997
580	John Elway, 1988
552	John Elway, 1991

Game	
68	Elway, at Green Bay, 10/10/93
64	Frerotte, vs. San Diego, 11/19/00
60	Slaughter, at Houston, 12/20/64
59	Tripucka, at Buffalo, 9/15/62
58	Griese, at Baltimore, 9/30/02

**MOST YARDS TOTAL OFFENSE**  
(COMBINED RUSHING AND PASSING YARDS)

Career	
54,882	John Elway, 1983-98 (3,407/51,475)
12,301	Jake Plummer, 2003-06 (670/11,631)
12,279	Brian Griese, 1998-2002 (516/11,763)
12,155	Craig Morton, 1977-82 (260/11,895)
7,651	Frank Tripucka, 1960-63 (-25/7,676)
7,607	Terrell Davis, 1995-2002 (7,607/0)
7,252	Charley Johnson, 1972-75 (14/7,238)
6,437	Steve Ramsey, 1971-76 (-108/6,545)
6,366	Floyd Little, 1967-75 (6,323/43)
5,428	Sammy Winder, 1982-90 (5,428/0)

Season	
4,291	Jake Plummer, 2004 (202/4,089)
4,183	John Elway, 1993 (153/4,030)
4,146	John Elway, 1995 (176/3,970)
4,144	John Elway, 1985 (253/3,891)
3,853	John Elway, 1997 (218/3,635)
3,784	John Elway, 1990 (258/3,526)
3,742	John Elway, 1986 (257/3,485)
3,725	John Elway, 1994 (235/3,490)
3,702	Jay Cutler, 2007 (205/3,497)
3,577	John Elway, 1996 (249/3,328)

Game	
504	Plummer, vs. Atlanta, 10/31/04 (5/499)
458	Frerotte, vs. San Diego, 11/19/00 (-4/462)
447	Tripucka, at Buffalo, 9/15/62 (0/447)
445	C. Johnson, vs. Kansas City, 11/24/74 (0/445)
432	Elway, at Seattle, 12/20/85 (0/432)
405	Elway, vs. Kansas City, 12/6/98 (5/400)
399	Elway, vs. Atlanta, 11/20/94 (17/382)
394	Elway, at Green Bay, 10/10/93 (27/367)
389	Griese, at Kansas City, 10/20/02 (13/376) (OT)
387	Elway, at San Diego, 11/29/87 (40/347)
387	Elway at N.Y. Giants, 11/23/86 (51/336)

**MOST YARDS TOTAL OFFENSE BY A ROOKIE**  
(COMBINED RUSHING AND PASSING YARDS)

Season	
1,897	Marlin Briscoe, 1968 (308/1,589)
1,813	Mickey Slaughter, 1963 (124/1,689)
1,809	John Elway, 1983 (146/1,663)

Game	
368	Elway, vs. Baltimore, 12/11/83 (23/345)
333	Briscoe, vs. Buffalo, 11/24/68 (-2/335)

**MOST TOTAL YARDS FROM SCRIMMAGE**  
(RUSHING AND RECEIVING)

Career	
11,737	Rod Smith, 1995-2007 (348/11,389)
8,887	Terrell Davis, 1995-2002 (7,607/1,280)
8,741	Floyd Little, 1967-75 (6,323/2,418)
8,448	Shannon Sharpe, 1990-99, '02-03 (9/8,439)
6,892	Lionel Taylor, 1960-66 (20/6,872)
6,729	Sammy Winder, 1982-90 (5,427/1,302)
6,221	Ed McCaffrey, 1995-2003 (21/6,200)
6,131	Steve Watson, 1979-87 (19/6,112)
5,966	Riley Odums, 1972-83 (211/5,755)
5,755	Otis Armstrong, 1973-80 (4,453/1,302)

Season	
2,225	Terrell Davis, 1998 (2,008/217)
2,037	Terrell Davis, 1997 (1,750/287)
1,905	Clinton Portis, 2003 (1,591/314)
1,872	Clinton Portis, 2002 (1,508/364)
1,848	Terrell Davis, 1996 (1,538/310)
1,812	Otis Armstrong, 1974 (1,407/405)
1,701	Rod Smith, 2000 (99/1,601)
1,656	Mike Anderson, 2000 (1,487/169)
1,484	Terrell Davis, 1995 (1,117/367)
1,481	Reuben Droughns, 2004 (1,240/241)

Game	
256	Anderson, at New Orleans, 12/3/00 (251/5)
254	Portis, vs. Kansas City, 12/7/03 (218/36)
246	Portis, vs. Arizona, 12/29/02 (228/18)
236	Davis, at Buffalo, 10/26/97 (207/29) (OT)
236	Little, vs. Buffalo, 11/24/68 (71/165)
228	Davis, vs. Cincinnati, 9/21/97 (215/13)
220	Portis, at Kansas City, 10/5/03 (141/79)
217	Armstrong, vs. Pittsburgh, 9/22/74 (131/86) (OT)
214	R. Smith, vs. Atlanta, 10/31/04 (6/208); Sharpe, at Kansas City, 10/20/02 (0/214) (OT); Davis, at San Diego, 11/30/97 (178/36)

**MOST TOTAL YARDS FROM SCRIMMAGE BY A ROOKIE**  
(RUSHING AND RECEIVING)

Season	
1,872	Clinton Portis, 2002 (1,508/364)
1,656	Mike Anderson, 2000 (1,487/169)
1,484	Terrell Davis, 1995 (1,117/367)
1,318	Olandis Gary, 1999 (1,159/159)
1,307	Bobby Humphrey, 1989 (1,151/156)

Game	
256	Anderson, at New Orleans, 12/3/00 (251/5)
246	Portis, vs. Arizona, 12/29/02 (228/18)
209	Anderson, at Seattle, 11/26/00 (195/14)

**MOST COMBINED YARDAGE**  
(RUSHING/RECEIVING/RETURNS)

Career	
12,488	Rod Smith, 1995-2007 (348/11,389/751)
12,173	Floyd Little, 1967-75 (6,323/2,418/3,432)
10,081	Rick Upchurch, 1975-83 (349/4,369/5,363)
8,880	Terrell Davis, 1995-2002 (7,607/1,280/-7)
8,448	Shannon Sharpe, 1990-99, '02-03 (9/8,439/0)
7,455	Vance Johnson, 1985-93, '95 (44/5,695/1,716)
6,895	Lionel Taylor, 1960-66 (20/6,872/3)
6,786	Sammy Winder, 1982-90 (5,427/1,302/57)
6,634	Otis Armstrong, 1973-80 (4,453/1,302/879)
6,221	Ed McCaffrey, 1995-2003 (21/6,200/0)

### INDIVIDUAL RECORDS — OFFENSE / RUSHING

**MOST COMBINED YARDAGE, CONT.**

Season	
2,225	Terrell Davis, 1998 (2,008/217/0)
2,198	Otis Armstrong, 1974 (1,407/405/386)
2,080	Glyn Milburn, 1995 (266/191/1,623)
2,037	Terrell Davis, 1997 (1,750/287/0)
1,929	Rick Upchurch, 1975 (97/436/1,396)

Game	
*404	Milburn, vs. Seattle, 12/10/95 (131/45/228)
295	Little, vs. Buffalo, 11/24/68 (71/165/59)
284	Upchurch, vs. Kansas City, 9/21/75 (13/153/118)
256	Anderson, at New Orleans, 12/3/00 (251/5/0)

\* - NFL Record

**MOST COMBINED YARDAGE BY A ROOKIE**  
(RUSHING/RECEIVING/RETURNS)

Season	
1,929	Rick Upchurch, 1975 (97/436/1,396)
1,872	Clinton Portis, 2002 (1,508/364/0)
1,656	Mike Anderson, 2000 (1,487/169/0)

Game	
284	Upchurch, vs. K.C., 9/21/75 (13/153/118)
256	Anderson, at New Orleans, 12/3/00 (251/5/0)
246	Portis, vs. Arizona, 12/29/02 (228/18/0)

#### RUSHING

**MOST ATTEMPTS**

Career	
1,655	Terrell Davis, 1995-2002
1,641	Floyd Little, 1967-75
1,495	Sammy Winder, 1982-90
1,023	Otis Armstrong, 1973-80
865	Mike Anderson, 2000-05
774	John Elway, 1983-98
699	Jon Keyworth, 1974-80
593	Bobby Humphrey, 1989-91
563	Clinton Portis, 2002-03
481	Tatum Bell, 2004-06

Season	
392	Terrell Davis, 1998
369	Terrell Davis, 1997
345	Terrell Davis, 1996
297	Mike Anderson, 2000
296	Sammy Winder, 1984
294	Bobby Humphrey, 1989
290	Clinton Portis, 2003
288	Bobby Humphrey, 1990
284	Floyd Little, 1971
276	Olandis Gary, 1999

Game	
42	Davis, at Buffalo, 10/26/97 (OT)
38	Droughns, at Oakland, 10/17/04
38	Portis, vs. Cleveland, 12/14/03 (OT)
37	Anderson, at New Orleans, 12/3/00
37	Gary, vs. Green Bay, 10/17/99
34	Portis, at Oakland, 11/30/03
34	Davis, at Kansas City, 11/16/97
34	Humphrey, at Buffalo, 9/30/90
34	Winder, at L.A. Raiders, 10/28/84 (OT)

**MOST ATTEMPTS BY A ROOKIE**

Season	
297	Mike Anderson, 2000
294	Bobby Humphrey, 1989
276	Olandis Gary, 1999
273	Clinton Portis, 2002
237	Terrell Davis, 1995

Game	
37	Anderson, at New Orleans, 12/3/00
37	Gary, vs. Green Bay, 10/17/99
32	Anderson, at Oakland, 9/17/00

**MOST RUSHING YARDS**

Career	
7,607	Terrell Davis, 1995-2002
6,323	Floyd Little, 1967-75
5,427	Sammy Winder, 1982-90
4,453	Otis Armstrong, 1973-80
3,822	Mike Anderson, 2000-05
3,407	John Elway, 1983-98
3,099	Clinton Portis, 2002-03
2,653	Jon Keyworth, 1974-80
2,386	Bobby Humphrey, 1989-91
2,342	Tatum Bell, 2004-06

Season	
2,008	Terrell Davis, 1998
1,750	Terrell Davis, 1997
1,591	Clinton Portis, 2003
1,538	Terrell Davis, 1996
1,508	Clinton Portis, 2002
1,487	Mike Anderson, 2000
1,407	Otis Armstrong, 1974
1,240	Reuben Droughns, 2004
1,202	Bobby Humphrey, 1990
1,159	Olandis Gary, 1999

Game	
251	Anderson, at New Orleans, 12/3/00
228	Portis, vs. Arizona, 12/29/02
218	Portis, vs. Kansas City, 12/7/03
215	Davis, vs. Cincinnati, 9/21/97
208	Davis, at Seattle, 10/11/98
207	Davis, at Buffalo, 10/26/97 (OT)
195	Anderson, at Seattle, 11/26/00
194	Davis, vs. Baltimore, 10/20/96
193	Droughns, vs. Carolina, 10/10/04
191	Davis, vs. Dallas, 9/13/98

**MOST RUSHING YARDS BY A ROOKIE**

Season	
1,508	Clinton Portis, 2002
1,487	Mike Anderson, 2000
1,159	Olandis Gary, 1999
1,151	Bobby Humphrey, 1989
1,117	Terrell Davis, 1995

Game	
251	Anderson, at New Orleans, 12/3/00
228	Portis, vs. Arizona, 12/29/02
195	Anderson, at Seattle, 11/26/00
187	Anderson, at Oakland, 9/17/00
185	Gary, at Detroit, 12/25/99

**HIGHEST RUSHING AVERAGE**

Career (min. 100 carries)	
5.50	Clinton Portis, 2002-03 (563-3,099)
5.21	Selvin Young, 2007 (140-729)
4.87	Tatum Bell, 2004-06 (481-2,342)
4.81	Vaughn Hebron, 1996-98 (107-515)
4.60	Terrell Davis, 1995-2002 (1,655-7,607)
4.44	Gerald Willhite, 1982-88 (380-1,688)
4.44	Reuben Droughns, 2002-04 (285-1,265)
4.42	Mike Anderson, 2000-05 (865-3,822)
4.40	John Elway, 1983-98 (774-3,407)
4.39	Joe Dawkins, 1971-73 (216-949)

Season (min. 100 carries)	
5.52	Clinton Portis, 2002 (273-1,508)
5.49	Clinton Portis, 2003 (290-1,591)
5.35	Otis Armstrong, 1974 (263-1,407)
5.32	Tatum Bell, 2005 (173-921)
5.21	Selvin Young, 2007 (140-729)
5.12	Terrell Davis, 1998 (392-2,008)
5.01	Mike Anderson, 2000 (297-1,487)
4.99	Floyd Little, 1969 (146-729)
4.74	Terrell Davis, 1997 (369-1,750)
4.71	Terrell Davis, 1995 (237-1,117)



## INDIVIDUAL RECORDS — RUSHING / PASSING

### HIGHEST RUSHING AVERAGE, CONT.

#### Game (min. 8 rushes)

12.25	Green, vs. Houston, 10/18/92 (8-98)
11.79	Portis, vs. Chicago, 11/23/03 (14-165)
11.00	Rolle, vs. Oakland, 10/2/60 (9-99)
10.75	Portis, at San Diego, 9/14/03 (12-129)
10.58	T. Bell, vs. Washington, 10/9/05 (12-127)
10.38	Joe, at Boston, 10/18/63 (8-83)
10.33	Dawkins, at Kansas City, 10/7/73 (9-93)
10.13	Young, at Indianapolis, 9/30/07 (8-81)
10.00	Weese, at Chicago, 12/12/76 (12-120)
9.91	Portis, vs. Kansas City, 12/7/03 (22-218)

### HIGHEST RUSHING AVERAGE BY A ROOKIE

#### Season (min. 100 carries)

5.52	Clinton Portis, 2002 (273-1,508)
5.21	Selvin Young, 2007 (140-729)
5.01	Mike Anderson, 2000 (297-1,487)
4.71	Terrell Davis, 1995 (237-1,117)
4.31	Mike Bell, 2006 (157-677)

#### Game (min. 8 rushes)

10.38	Joe, at Boston, 10/18/63 (8-83)
10.13	Young, at Indianapolis, 9/30/07 (8-81)
9.87	Keyworth, at Oakland, 11/24/74 (15-148)

### MOST RUSHING TOUCHDOWNS

#### Career

60	Terrell Davis, 1995-2002
43	Floyd Little, 1967-75
39	Sammy Winder, 1982-90
36	Mike Anderson, 2000-05
33	John Elway, 1983-98
29	Clinton Portis, 2002-03
25	Otis Armstrong, 1973-80
22	Jon Keyworth, 1973-80
17	Gerald Willhite, 1982-88
14	Bobby Humphrey, 1989-91

#### Season

21	Terrell Davis, 1998
15	Clinton Portis, 2002
15	Mike Anderson, 2000
15	Terrell Davis, 1997
14	Clinton Portis, 2003
13	Terrell Davis, 1996
12	Mike Anderson, 2005
12	Floyd Little, 1973
10	Jon Keyworth, 1974
9	Leonard Russell, 1994
9	Sammy Winder, 1986
9	Otis Armstrong, 1974
9	Floyd Little, 1972

#### Game

5	Portis, vs. Kansas City, 12/7/03
4	Anderson, at New Orleans, 12/3/00
3	11 times (last: T. Bell, at San Diego, 12/31/05)

### MOST RUSHING TOUCHDOWNS BY A ROOKIE

#### Season

15	Clinton Portis, 2002
15	Mike Anderson, 2000
10	Jon Keyworth, 1974
8	Mike Bell, 2006
7	Olandis Gary, 1999
7	Terrell Davis, 1995
7	Bobby Humphrey, 1989

#### Game

4	Anderson, at New Orleans, 12/3/00
3	Portis, vs. Kansas City, 12/15/02
3	Keyworth, vs. Kansas City, 11/18/74

### MOST CONSECUTIVE GAMES SCORING BY RUSH

8	Terrell Davis, 1998
6	Terrell Davis, 1997-98 (last four, first two)
5	Mike Anderson, 2005
5	Terrell Davis, 1997
5	Sammy Winder, 1985

### LONGEST SCORING RUN

82	Gene Mingo, vs. Oakland, 10/5/62
80	Mike Anderson, at Seattle, 11/26/00
80	Floyd Little, at San Francisco, 10/25/70
72	Javon Walker, at Pittsburgh, 11/5/06
72	Joe Dawkins, at Kansas City, 10/7/73
71	Terrell Davis, vs. Baltimore, 10/20/96
68	Billy Joe, at Boston, 10/18/63
67	Tatum Bell, vs. Philadelphia, 10/30/05
67	Gaston Green, vs. Houston, 10/18/92
66	Billy Van Heusen, vs. Houston, 9/17/72

### LONGEST SCORING RUN BY A ROOKIE

80	Mike Anderson, at Seattle, 11/26/00
68	Billy Joe, at Boston, 10/18/63
60	Terrell Davis, at Houston, 11/26/95

### LONGEST NON-SCORING RUN

71	Olandis Gary, vs. Seattle, 12/19/99
70	Terrell Davis, at Seattle, 10/11/98
68	Tatum Bell, vs. New England, 10/16/05
68	Henry Bell, vs. Los Angeles, 10/16/60
63	Jim Krieg, vs. San Diego, 12/10/72
63	Bob Scarpitto, at San Diego, 10/30/66
62	Lonn Perrin, vs. Baltimore, 11/27/77
60	Olandis Gary, at New England, 10/24/99
59	Clinton Portis, vs. Chicago, 11/23/03
59	Clinton Portis, vs. Arizona, 12/29/02
58	Clinton Portis, at San Diego, 9/14/03
57	Terrell Davis, vs. Seattle, 12/9/01
57	Terrell Davis, vs. Philadelphia, 10/4/98

### LONGEST NON-SCORING RUN BY A ROOKIE

71	Olandis Gary, vs. Seattle, 12/19/99
68	Henry Bell, vs. Los Angeles, 10/16/60
63	Jim Krieg, vs. San Diego, 12/10/72

## PASSING

### WINNING PERCENTAGE AS STARTING QUARTERBACK

#### (min. 25 starts)

39-15 (.722)	Jake Plummer, 2003-06
148-82-1 (.643)	John Elway, 1983-98
41-23 (.641)	Craig Morton, 1977-82
27-24 (.529)	Brian Griese, 1998-2002
20-18-3 (.524)	Charley Johnson, 1972-75
14-17 (.452)	Steve Ramsey, 1971-76
13-25-1 (.346)	Frank Tripucka, 1960-63
10-21-1 (.328)	Steve Tensi, 1967-70

### MOST PASSING YARDS

#### Career

51,475	John Elway, 1983-98
11,895	Craig Morton, 1977-82
11,763	Brian Griese, 1998-2002
11,631	Jake Plummer, 2003-06
7,676	Frank Tripucka, 1960-63
7,238	Charley Johnson, 1972-75
6,437	Steve Ramsey, 1971-76
5,153	Steve Tensi, 1967-70
4,498	Jay Cutler, 2006-07
3,819	Steve DeBerg, 1981-83

#### Season

4,089	Jake Plummer, 2004
4,030	John Elway, 1993
3,970	John Elway, 1995
3,891	John Elway, 1985
3,635	John Elway, 1997
3,526	John Elway, 1990
3,497	Jay Cutler, 2007
3,490	John Elway, 1994
3,485	John Elway, 1986
3,366	Jake Plummer, 2005

### MOST PASSING YARDS, CONT.

#### Game

499	Plummer, vs. Atlanta, 10/31/04 (31-55)
462	Frerotte, vs. San Diego, 11/19/00 (36-58)
447	Tripucka, at Buffalo, 9/15/62 (29-56)
445	C. Johnson, vs. Kansas City, 11/18/74 (28-42)
432	Elway, at Seattle, 12/20/85 (24-42)
400	Elway, vs. Kansas City, 12/6/98 (22-32)
382	Elway, vs. Atlanta, 11/20/94 (27-42)
376	Griese, at Kansas City, 10/20/02 (30-50) (OT)
376	Tripucka, vs. San Diego, 9/7/62 (28-47)
375	Tripucka, vs. Houston, 11/6/60 (30-52)

### MOST PASSING YARDS BY A ROOKIE

#### Season

1,689	Mickey Slaughter, 1963
1,663	John Elway, 1983
1,589	Marlin Briscoe, 1968
1,001	Jay Cutler, 2006
757	Tommy Maddox, 1992

#### Game

345	Elway, vs. Baltimore, 12/11/83 (23-34)
335	Briscoe, vs. Buffalo, 11/24/68 (12-29)

### MOST ATTEMPTS

#### Career

7,250	John Elway, 1983-98
1,678	Brian Griese, 1998-2002
1,596	Jake Plummer, 2003-06
1,594	Craig Morton, 1977-82
1,277	Frank Tripucka, 1960-63
970	Charley Johnson, 1972-75
919	Steve Ramsey, 1971-76
810	Steve Tensi, 1967-70
604	Jay Cutler, 2006-07
584	Mickey Slaughter, 1963-66

#### Season

605	John Elway, 1985
551	John Elway, 1993
542	John Elway, 1995
521	Jake Plummer, 2004
504	John Elway, 1986
502	John Elway, 1997
502	John Elway, 1990
496	John Elway, 1988
494	John Elway, 1994
478	Frank Tripucka, 1960

#### Game

59	Elway, at Green Bay, 10/10/93
58	Frerotte, vs. San Diego, 11/19/00
56	Tripucka, at Buffalo, 9/15/62
55	Plummer, vs. Atlanta, 10/31/04
53	Griese, at Baltimore, 9/30/02
53	Slaughter, at Houston, 12/20/64
52	Tripucka, at Houston, 11/20/60
52	Tripucka, vs. Houston, 11/6/60
50	Griese, at Kansas City, 10/20/02 (OT)
50	Griese, vs. New England, 10/1/00
50	Elway, vs. San Diego, 11/17/85 (OT)

### MOST ATTEMPTS BY A ROOKIE

#### Season

259	John Elway, 1983
224	Marlin Briscoe, 1968
223	Mickey Slaughter, 1963
137	Jay Cutler, 2006
121	Tommy Maddox, 1992

#### Game

44	Elway, vs. Baltimore, 12/11/83
34	Elway, at Kansas City, 12/18/83
33	Elway, vs. Philadelphia, 9/18/83
32	Cutler, vs. San Francisco, 12/31/06 (OT)
31	Cutler, at Arizona, 12/17/06
31	Elway, at L.A. Raiders, 11/13/83

### MOST COMPLETIONS

#### Career

4,123	John Elway, 1983-98
1,044	Brian Griese, 1998-2002
944	Jake Plummer, 2003-06
907	Craig Morton, 1977-82
662	Frank Tripucka, 1960-63
517	Charley Johnson, 1972-75
456	Steve Ramsey, 1971-76
378	Jay Cutler, 2006-07
348	Steve Tensi, 1967-70
314	Steve DeBerg, 1981-83

#### Season

348	John Elway, 1993
327	John Elway, 1985
316	John Elway, 1995
307	John Elway, 1994
303	Jake Plummer, 2004
297	Jay Cutler, 2007
294	John Elway, 1990
291	Brian Griese, 2002
287	John Elway, 1996
280	John Elway, 1997
280	John Elway, 1986

#### Game

36	Frerotte, vs. San Diego, 11/19/00
36	Elway, vs. San Diego, 9/4/94
35	Griese, at Baltimore, 9/30/02
34	Griese, vs. Oakland, 11/11/02
34	Slaughter, at Houston, 12/20/64
33	Elway, at Green Bay, 10/10/93
32	Elway, vs. San Diego, 10/6/96
31	Plummer, vs. Atlanta, 10/31/04
31	Griese, vs. New England, 10/1/00
30	8 times (last: Griese, at Kansas City, 10/20/02 (OT))

### MOST COMPLETIONS BY A ROOKIE

#### Season

123	John Elway, 1983
112	Mickey Slaughter, 1963
93	Marlin Briscoe, 1968
81	Jay Cutler, 2006
66	Tommy Maddox, 1992

#### Game

23	Elway, vs. Baltimore, 12/11/83
21	Cutler, vs. San Francisco, 12/31/06 (OT)
21	Cutler, at Arizona, 12/17/06
18	Maddox, at L.A. Raiders, 11/22/92
18	Elway, vs. Philadelphia, 9/18/83

### HIGHEST COMPLETION PERCENTAGE

#### Career (min. 100 passes)

.626	Jay Cutler, 2006-07 (378-604)
.626	Hugh Millen, 1994-95 (107-171)
.622	Brian Griese, 1998-2002 (1,044-1,678)
.600	Gus Frerotte, 2000-01 (168-280)
.600	Bubby Brister, 1997-99 (96-160)
.591	Jake Plummer, 2003-06 (944-1,596)
.581	Gary Kubiak, 1983-91 (173-298)
.575	Steve DeBerg, 1981-83 (314-546)
.570	Norris Weese, 1976-79 (143-251)
.569	Craig Morton, 1977-82 (907-1,594)
.569	John Elway, 1983-98 (4,123-7,250)

#### Season (min. 50 passes)

.667	Brian Griese, 2002 (291-436)
.643	Brian Griese, 2000 (216-336)
.636	Jay Cutler, 2007 (297-467)
.632	Norris Weese, 1978 (55-87)
.632	John Elway, 1993 (348-551)
.626	Jake Plummer, 2003 (189-302)
.623	Gary Kubiak, 1988 (43-69)
.621	John Elway, 1994 (307-494)
.618	Hugh Millen, 1994 (81-131)
.616	John Elway, 1996 (287-466)

## INDIVIDUAL RECORDS — PASSING

### MOST PASSING YARDS, CONT.

#### Game

499	Plummer, vs. Atlanta, 10/31/04 (31-55)
462	Frerotte, vs. San Diego, 11/19/00 (36-58)
447	Tripucka, at Buffalo, 9/15/62 (29-56)
445	C. Johnson, vs. Kansas City, 11/18/74 (28-42)
432	Elway, at Seattle, 12/20/85 (24-42)
400	Elway, vs. Kansas City, 12/6/98 (22-32)
382	Elway, vs. Atlanta, 11/20/94 (27-42)
376	Griese, at Kansas City, 10/20/02 (30-50) (OT)
376	Tripucka, vs. San Diego, 9/7/62 (28-47)
375	Tripucka, vs. Houston, 11/6/60 (30-52)

### MOST PASSING YARDS BY A ROOKIE

#### Season

1,689	Mickey Slaughter, 1963
1,663	John Elway, 1983
1,589	Marlin Briscoe, 1968
1,001	Jay Cutler, 2006
757	Tommy Maddox, 1992

#### Game

345	Elway, vs. Baltimore, 12/11/83 (23-34)
335	Briscoe, vs. Buffalo, 11/24/68 (12-29)

### MOST ATTEMPTS

#### Career

7,250	John Elway, 1983-98
1,678	Brian Griese, 1998-2002
1,596	Jake Plummer, 2003-06
1,594	Craig Morton, 1977-82
1,277	Frank Tripucka,

## INDIVIDUAL RECORDS — PASSING

### HIGHEST COMPLETION PERCENTAGE, CONT.

#### Game (min. 10 passes)

.944	Morton, vs. San Diego, 9/27/81 (17-18)
.917	Elway, at L.A. Raiders, 11/2/86 (11-12)
.864	Morton, vs. Kansas City, 12/20/78 (19-22)
.842	Elway, vs. Minnesota, 11/18/84 (16-19)
.833	Ramsey, vs. Cleveland, 10/19/75 (10-12)
.826	Millen, at San Francisco, 12/17/94 (19-23)
.824	Plummer, at Indianapolis, 12/21/03 (14-17)
.818	Elway, at Kansas City, 12/4/94 (18-22) (OT)
.818	DeBerg, at Baltimore, 9/11/83 (9-11)
.808	Plummer, at Tennessee, 12/25/04 (21-26)

### HIGHEST COMPLETION PERCENTAGE BY A ROOKIE

#### Season (min. 50 passes)

.591	Jay Cutler, 2006 (81-137)
.540	Tommy Maddox, 1992 (66-121)
.502	Mickey Slaughter, 1963 (112-223)
.475	John Elway, 1983 (123-259)
.415	Marlin Briscoe, 1968 (93-224)

### MOST TOUCHDOWN PASSES

#### Career

300	John Elway, 1983-98
74	Craig Morton, 1977-82
71	Jake Plummer, 2003-06
71	Brian Griese, 1998-2002
52	Charley Johnson, 1972-75
51	Frank Tripucka, 1960-63
38	Steve Tensi, 1967-70
35	Steve Ramsey, 1971-76
29	Jay Cutler, 2006-07
23	Mickey Slaughter, 1963-66

#### Season

27	Jake Plummer, 2004
27	John Elway, 1997
26	John Elway, 1996
26	John Elway, 1995
25	John Elway, 1993
24	Frank Tripucka, 1960
23	Brian Griese, 2001
22	John Elway, 1998
22	John Elway, 1985
21	Craig Morton, 1981

#### Game

5	Frerotte, vs. San Diego, 11/19/00
5	Elway, vs. Minnesota, 11/18/84
5	Tripucka, vs. Buffalo, 10/28/62
4	20 times (last: Cutler, vs. Kansas City, 12/9/07)

### MOST TOUCHDOWN PASSES BY A ROOKIE

#### Season

14	Marlin Briscoe, 1968
13	Mickey Slaughter, 1963
9	Jay Cutler, 2006
7	John Elway, 1983
5	Tommy Maddox, 1992

#### Game

4	Elway, vs. Baltimore, 12/11/83
4	Briscoe, vs. Buffalo, 11/24/68
3	Maddox, vs. Dallas, 12/6/92; Briscoe, vs. San Diego, 12/1/68; Briscoe, at San Diego, 10/20/68

### MOST INTERCEPTIONS THROWN

#### Career

226	John Elway, 1983-98
85	Frank Tripucka, 1960-63
65	Craig Morton, 1977-82
58	Steve Ramsey, 1971-76
53	Brian Griese, 1998-2002
52	Charley Johnson, 1972-75
47	Jake Plummer, 2003-06
45	Steve Tensi, 1967-70
38	Mickey Slaughter, 1963-66
33	John McCormick, 1963, '65-66, '68

### Season

34	Frank Tripucka, 1960
25	Frank Tripucka, 1962
23	John Elway, 1985
22	George Herring, 1961
21	Frank Tripucka, 1961
20	Jake Plummer, 2004
20	Jacky Lee, 1964
19	Brian Griese, 2001
19	John Elway, 1988
19	Craig Morton, 1979

#### Game

6	Horn, at Green Bay, 9/26/71
6	Herring, at Houston, 11/26/61
5	8 times (last: Elway, vs. Kansas City, 12/14/85)

### MOST INTERCEPTIONS THROWN BY A ROOKIE

#### Season

15	Mickey Slaughter, 1963
14	John Elway, 1983
13	Marlin Briscoe, 1968
9	Tommy Maddox, 1992
5	Jay Cutler, 2006

#### Game

5	Slaughter, vs. Houston, 10/13/63
4	Maddox, vs. Dallas, 12/6/92
4	Elway, at Kansas City, 12/18/83

### BEST INTERCEPTION AVOIDANCE PERCENTAGE

#### Career (min. 100 passes)

.018	Hugh Millen, 1994-95 (3-171)
.029	Gus Frerotte, 2000-01 (8-280)
.029	Jake Plummer, 2003-06 (47-1,596)
.031	John Elway, 1983-98 (226-7,250)
.031	Jay Cutler, 2006-07 (19-604)
.032	Brian Griese, 1998-2002 (53-1,678)
.035	Ken Karcher, 1987-88 (4-114)
.038	Bubby Brister, 1997-99 (6-160)
.041	Craig Morton, 1977-82 (65-1,594)
.043	Don Breaux, 1963 (6-138)

#### Season (min. 50 passes)

.012	Brian Griese, 2000 (4-336)
.012	Chris Miller, 1999 (1-81)
.013	Gary Kubiak, 1984 (1-75)
.015	Jake Plummer, 2005 (7-456)
.018	John Elway, 1993 (10-551)
.020	John Elway, 1994 (10-494)
.022	John Elway, 1997 (11-502)
.023	Bubby Brister, 1998 (3-131)
.023	Hugh Millen, 1994 (3-131)
.023	Jake Plummer, 2003 (7-302)

### HIGHEST AVERAGE GAIN PER ATTEMPT

#### Career (min. 100 passes)

7.52	Norris Weese, 1976-79 (251-1,887)
7.46	Craig Morton, 1977-82 (1,594-11,895)
7.46	Charley Johnson, 1972-75 (970-7,238)
7.45	Jay Cutler, 2006-07 (604-4,498)
7.44	Gus Frerotte, 2000-01 (280-2,084)
7.30	Steve Beuerlein, 2002-03 (180-1,314)
7.29	Jake Plummer, 2003-06 (1,596-11,631)
7.12	George Shaw, 1962 (110-783)
7.10	John Elway, 1983-98 (7,250-51,475)
7.09	Marlin Briscoe, 1968 (224-1,589)

#### Season (min. 50 passes)

8.65	Jacky Lee, 1965 (80-692)
8.50	Craig Morton, 1981 (376-3,195)
8.31	Norris Weese, 1978 (87-723)
8.07	Charley Johnson, 1974 (244-1,969)
8.00	Brian Griese, 2000 (336-2,688)
7.91	Steve Beuerlein, 2002 (117-925)
7.88	John Elway, 1998 (356-2,806)
7.85	Jake Plummer, 2004 (521-4,089)
7.84	Steve Ramsey, 1974 (74-580)
7.80	John Elway, 1987 (410-3,198)

## INDIVIDUAL RECORDS — PASSING

### HIGHEST AVERAGE GAIN PER ATTEMPT, CONT.

#### Game (min. 12 passes)

17.11	Morton, vs. San Diego, 9/27/81 (18-308)
16.45	Johnson, vs. Kansas City, 9/21/75 (20-329)
15.70	Morton, vs. Detroit, 10/11/81 (18-283)
14.00	Plummer, at Indianapolis, 12/21/03 (17-238)
13.41	Weese, vs. Pittsburgh, 12/16/78 (17-228)

### HIGHEST AVERAGE GAIN PER ATTEMPT BY A ROOKIE

#### Season (min. 50 passes)

7.57	Mickey Slaughter, 1963 (223-1,689)
7.31	Jay Cutler, 2006 (137-1,001)
7.09	Marlin Briscoe, 1968 (224-1,589)
6.42	John Elway, 1983 (259-1,663)
6.26	Tommy Maddox, 1992 (121-757)

### HIGHEST AVERAGE GAIN PER COMPLETION

#### Career (min. 100 passes)

17.09	Marlin Briscoe, 1968 (93-1,589)
15.98	George Shaw, 1962 (49-783)
14.81	Steve Tensi, 1967-70 (348-5,153)
14.12	Steve Ramsey, 1971-76 (456-6,437)
14.00	Charley Johnson, 1972-75 (517-7,238)
13.54	Max Choboian, 1966 (82-1,110)
13.48	John McCormick, 1963-68 (207-2,791)
13.36	Don Breaux, 1963 (70-935)
13.20	Norris Weese, 1976-79 (143-1,887)
13.11	Craig Morton, 1977-82 (907-11,895)

#### Season (min. 50 passes)

17.94	John Huffnagel, 1975 (16-287)
17.09	Marlin Briscoe, 1968 (93-1,589)
16.15	Steve Ramsey, 1972 (65-1,050)
15.98	George Shaw, 1962 (49-783)
15.73	Jacky Lee, 1965 (44-692)
15.71	Charley Johnson, 1975 (65-1,021)
15.19	Steve Tensi, 1969 (131-1,990)
15.09	Steve Ramsey, 1976 (128-1,931)
15.08	Mickey Slaughter, 1963 (112-1,689)
14.89	John McCormick, 1963 (28-417)

#### Game (min. 12 passes)

33.64	Lee, at Oakland, 12/5/65 (11-370)
33.00	Elway, at Cleveland, 10/1/89 (6-198)
27.92	Briscoe, vs. Buffalo, 11/24/68 (12-335)
27.42	Johnson, vs. Kansas City, 9/21/75 (12-329)

### HIGHEST PASSER RATING

#### Career (min. 100 passes)

88.2	Jay Cutler, 2006-07 (604 att.)
86.5	Bubby Brister, 1997-99 (160 att.)
85.5	Gus Frerotte, 2000-01 (280 att.)
84.3	Jake Plummer, 2003-06 (1,596 att.)
84.1	Brian Griese, 1998-2002 (1,678 att.)
79.9	John Elway, 1983-98 (7,250 att.)
79.3	Hugh Millen, 1994-95 (171 att.)
79.1	Craig Morton, 1977-82 (1,594 att.)
78.0	Ken Karcher, 1987-88 (114 att.)
74.3	Steve DeBerg, 1981-83 (546 att.)

#### Season (min. 50 passes)

102.9	Brian Griese, 2000 (336 att.)
99.0	Bubby Brister, 1998 (131 att.)
93.0	John Elway, 1998 (356 att.)
92.8	John Elway, 1993 (551 att.)
91.2	Jake Plummer, 2003 (302 att.)
90.5	Craig Morton, 1981 (376 att.)
90.2	Jake Plummer, 2005 (456 att.)
90.1	Gary Kubiak, 1988 (69 att.)
89.2	John Elway, 1996 (466 att.)
89.2	Jacky Lee, 1965 (80 att.)

### HIGHEST PASSER RATING BY A ROOKIE

#### Season (min. 50 passes)

88.5	Jay Cutler, 2006
66.9	Mickey Slaughter, 1963
62.9	Marlin Briscoe, 1968

### MOST CONSECUTIVE GAMES WITH A TOUCHDOWN PASS

23	Griese, 2001-02 (15 games in 2001; did not play in one game, first eight of 2002)
15	Elway, 1995-96 (last 12 games of 1995, first three of 1996)

13	Elway, 1985-86 (last 7 games of 1985, first 6 of 1986)
12	Elway, 1992-93 (last game of 1992, first 11 games of 1993)
10	Elway, 1996 (5th through 15th; did not play in one game)
10	Johnson, 1973-74 (last 8 games of 1973, first 2 games of 1974)
9	6 times (last: Cutler, 2006-07 (last 5 games of 2006, first 4 games of 2007))

### MOST CONSECUTIVE COMPLETIONS

20	Millen, last 7 at L.A. Raiders, 12/11/94 and first 13 at S.F., 12/17/94
18	DeBerg, at L.A. Rams (17), 12/12/82 and vs. Kansas City (1), 12/19/82
17	Griese, at Arizona, 9/23/01
16	Plummer, vs. Detroit, 9/28/03 and Morton, vs. Kansas City, 12/10/78
14	Elway, vs. Seattle (5), 11/2/97 and vs. Carolina (9), 11/9/97
12	Griese, at San Diego, 10/8/00
11	Cutler, vs. Minnesota, 12/30/07; Cutler, vs. Jacksonville, 9/23/07; Plummer, at Oakland, 11/12/06; Plummer, at Jacksonville, 10/2/05; Griese, vs. N.Y. Giants, 9/10/01; Griese, vs. Oakland, 11/13/00; Elway, vs. L.A. Raiders, 11/2/86; Elway, vs. Kansas City (8), 12/14/85 and at Seattle (3), 12/20/85; Morton, vs. San Diego, 9/27/81; Tensi, at San Diego, 11/23/69

### MOST CONSECUTIVE PASSES WITHOUT AN INTERCEPTION

229	Plummer, 2005 (2nd through 11th)
190	Elway, 1997 (8th through 14th)
136	Elway, 1990-91 (15th game in 1990 through 4th game in 1991)

### LONGEST SCORING PASS

97	George Shaw to Jerry Tarr, at Boston, 9/21/62
96	Frank Tripucka to Al Frazier, at Buffalo, 9/15/62
95	Craig Morton to Steve Watson, vs. Detroit, 10/11/81
93	Craig Morton to Steve Watson, vs. San Diego, 9/27/81
90	Charley Johnson to Rick Upchurch, vs. Kansas City, 9/21/75
90	John McCormick to Bob Scarpitto, vs. Houston, 10/17/65
87	Frank Tripucka to Al Frazier, vs. San Diego, 11/12/61
85	Jake Plummer to Rod Smith, vs. Oakland, 11/28/04
83	Jake Plummer to Javon Walker, at New England, 9/24/06
82	Brian Griese to Shannon Sharpe, at Kansas City, 10/20/02
82	Jacky Lee to Al Denson, at Kansas City, 11/1/64

### LONGEST NON-SCORING PASS

88	Brian Griese to Byron Chamberlain, vs. Green Bay, 10/17/99
86	John Elway to Vance Johnson, vs. L.A. Raiders, 9/26/88
86	Craig Morton to Steve Watson, vs. Kansas City, 12/6/81
78	John Elway to Rod Smith, vs. Kansas City, 8/31/97
76	Hugh Millen to Anthony Miller, vs. San Francisco 12/17/94
74	Don Horn to Floyd Little, vs. Oakland, 10/10/71
74	Pete Liske to Billy Van Heusen, at New Orleans, 11/22/70
74	Mickey Slaughter to Bill Groman, at Buffalo, 11/9/63
73	John Elway to Steve Watson, at Seattle, 12/15/84

## INDIVIDUAL RECORDS — PASSING / RECEIVING

### LONGEST NON-SCORING PASS, CONT.

72	Jake Plummer to Rod Smith, vs. New England, 10/16/05
72	Rod Smith to Clinton Portis, at Kansas City, 10/5/03
72	Charley Johnson to Floyd Little, vs. San Diego, 10/29/74

### LONGEST COMPLETION BY A ROOKIE

81	Arthur Marshall (WR) to Cedric Tillman, vs. Dallas, 12/6/92 (TD)
78	Gary Kubiak to Steve Watson, vs. Seattle, 11/20/83 (TD)
74	Mickey Slaughter to Bill Groman, at Buffalo, 11/9/63
71	Jay Cutler to Brandon Marshall, vs. Seattle, 12/3/06 (TD)

## RECEIVING

### MOST RECEPTIONS

#### Career

849	Rod Smith, 1995-2007
675	Shannon Sharpe, 1990-99, '02-03
543	Lionel Taylor, 1960-66
462	Ed McCaffrey, 1995-2003
415	Vance Johnson, 1985-93, 1995
396	Riley Odums, 1972-83
353	Steve Watson, 1979-87
302	Haven Moses, 1972-81
276	Mark Jackson, 1986-92
267	Rick Upchurch, 1975-83

#### Season

113	Rod Smith, 2001
102	Brandon Marshall, 2007
101	Ed McCaffrey, 2000
100	Rod Smith, 2000
100	Lionel Taylor, 1961
92	Lionel Taylor, 1960
89	Rod Smith, 2002
87	Shannon Sharpe, 1994
86	Rod Smith, 1998
85	Rod Smith, 2005
85	Lionel Taylor, 1965

#### Game

14	R. Smith, at Arizona, 9/23/01
13	R. Smith, vs. New England, 10/1/00
13	Sharpe, vs. San Diego, 10/6/96
13	B. Anderson, vs. Chicago, 9/30/73
13	Taylor, vs. Oakland, 11/29/64
12	Sharpe, at Kansas City, 10/20/02 (OT)
12	Taylor, at Boston, 9/21/62
11	Marshall, at Houston, 12/13/07; R. Smith, at Buffalo, 12/17/05; R. Smith, vs. San Diego, 11/19/00; Taylor, vs. Oakland, 11/21/65; Scarpitto, at Houston, 12/20/64; Taylor, at N.Y. Titans, 9/24/61; Taylor, vs. N.Y. Titans, 12/4/60

### MOST RECEPTIONS BY A ROOKIE

#### Season

51	Vance Johnson, 1985
49	Terrell Davis, 1995
38	Mark Jackson, 1986
38	Glyn Milburn, 1993
35	Selvin Young, 2007
35	Ashley Lelie, 2002

#### Game

8	Lelie, vs. Oakland, 11/11/02
8	Milburn, at Kansas City, 9/20/93
7	Watts, vs. Atlanta, 10/31/04
7	Davis, at Houston, 11/26/95
7	Davis, vs. Washington, 9/17/95

### MOST RECEIVING YARDS

#### Career

11,389	Rod Smith, 1995-2007
8,439	Shannon Sharpe, 1990-99, '02-03
6,872	Lionel Taylor, 1960-66
6,200	Ed McCaffrey, 1995-2003

6,112	Steve Watson, 1979-87
5,755	Riley Odums, 1972-83
5,695	Vance Johnson, 1985-93, '95
5,450	Haven Moses, 1972-81
4,746	Mark Jackson, 1986-92
4,369	Rick Upchurch, 1975-83

#### Season

1,602	Rod Smith, 2000
1,343	Rod Smith, 2001
1,325	Brandon Marshall, 2007
1,317	Ed McCaffrey, 2000
1,244	Steve Watson, 1981
1,235	Lionel Taylor, 1960
1,222	Rod Smith, 1998
1,180	Rod Smith, 1997
1,176	Lionel Taylor, 1961
1,170	Steve Watson, 1984

#### Game

214	Sharpe, at Kansas City, 10/20/02 (OT)
208	R. Smith, vs. Atlanta, 10/31/04
199	Taylor, vs. Buffalo, 11/27/60
187	R. Smith, vs. San Diego, 11/19/00
183	Watson, at L.A. Rams, 12/12/82
182	Watson, vs. Detroit, 10/11/81
180	Sharpe, vs. Buffalo, 9/3/95
178	Watson, vs. San Diego, 9/27/81
175	Tillman, vs. Atlanta, 11/20/94
174	Sharpe, vs. Carolina, 11/9/97

### MOST RECEIVING YARDS BY A ROOKIE

#### Season

738	Mark Jackson, 1986
721	Vance Johnson, 1985
525	Ashley Lelie, 2002
493	Arthur Marshall, 1992
436	Rick Upchurch, 1975

#### Game

153	Upchurch, vs. Kansas City, 9/21/75
152	Tarr, at Boston, 9/21/62
134	Marshall, vs. N.Y. Jets, 11/8/92
118	Nattiel, at San Diego, 11/29/87
116	Johnson, vs. Kansas City, 12/14/85

### MOST TOUCHDOWN RECEPTIONS

#### Career

68	Rod Smith, 1995-2007
55	Shannon Sharpe, 1990-99, '02-03
46	Ed McCaffrey, 1995-2003
44	Haven Moses, 1972-81
44	Lionel Taylor, 1960-66
41	Riley Odums, 1972-81
37	Vance Johnson, 1985-93, '95
36	Steve Watson, 1979-87
32	Al Denson, 1964-70
24	Mark Jackson, 1986-92
24	Rick Upchurch, 1975-83
24	Bob Scarpitto, 1962-67

#### Season

14	Anthony Miller, 1995
13	Steve Watson, 1981
12	Rod Smith, 1997
12	Lionel Taylor, 1960
11	Rod Smith, 2001
11	Al Denson, 1967
10	Ed McCaffrey, 1998
10	Shannon Sharpe, 1998
10	Shannon Sharpe, 1996
10	Al Denson, 1969
10	Lionel Taylor, 1963

#### Game

3	Sharpe, vs. San Diego, 11/16/03
3	R. Smith, vs. Cleveland, 10/15/00
3	McCaffrey, vs. Miami, 9/13/99
3	McCaffrey, vs. Baltimore, 10/20/96
3	Sharpe, vs. San Diego, 10/6/96
3	Miller, at Dallas, 9/10/95

## INDIVIDUAL RECORDS — RECEIVING / PUNTING

### MOST TOUCHDOWN RECEPTIONS, GAME, CONT.

3	Sharpe, vs. Kansas City, 12/12/93
3	Watson, vs. Baltimore, 9/20/81
3	Moses, at Houston, 10/14/73
3	Scarpitto, at Buffalo, 12/18/66
3	Taylor, vs. Buffalo, 11/27/60

### MOST TOUCHDOWN RECEPTIONS BY A ROOKIE

#### Season

4	Tony Scheffler, 2006
4	Rick Massie, 1987
3	Glyn Milburn, 1993
3	Melvin Bratton, 1989
3	Vance Johnson, 1985
3	Clarence Kay, 1984
3	Clint Sampson, 1983
3	Billy Van Heusen, 1968

#### Game

2	Scheffler, at San Diego, 12/10/06
2	Sampson, vs. Cleveland, 12/4/83
1	Many (last: Scheffler, vs. San Fran., 12/31/06) (OT)

### HIGHEST AVERAGE GAIN PER RECEPTION

#### Career (min. 50 receptions)

20.5	Bill Van Heusen, 1968-76 (82-1,684)
18.0	Haven Moses, 1972-81 (302-5,450)
17.9	Ashley Lelie, 2002-05 (168-3,007)
17.4	Al Frazier, 1961-63 (58-1,010)
17.3	Steve Watson, 1979-1987 (353-6,112)
17.2	Mark Jackson, 1986-92 (276-4,746)
16.8	Bob Scarpitto, 1962-67 (145-2,439)
16.8	Mike Haffner, 1968-70 (59-991)
16.8	Jack Dolbin, 1975-79 (94-1,576)
16.7	Anthony Miller, 1994-96 (175-2,921)

#### Season (min. 20 receptions)

22.0	Bob Scarpitto, 1963 (21-463)
20.7	Steve Watson, 1981 (60-1,244)
20.3	Ricky Nattiel, 1987 (31-630)
20.1	Al Denson, 1966 (36-725)
20.1	Haven Moses, 1974 (37-744)
20.1	Ashley Lelie, 2004 (54-1,084)
20.0	Haven Moses, 1977 (27-539)
19.9	Haven Moses, 1976 (25-498)
19.5	Al Denson, 1967 (46-899)
19.4	Mark Jackson, 1986 (38-738)

#### Game (min. 4 receptions)

41.3	Little, vs. Buffalo, 11/24/68 (4-165)
38.0	Tarr, at Boston, 9/21/62 (4-152)
36.4	Watson, vs. Detroit, 10/11/81 (5-182)

### HIGHEST AVERAGE GAIN PER RECEPTION BY A ROOKIE

#### Season (min. 20 receptions)

20.3	Ricky Nattiel, 1987 (31-630)
19.4	Mark Jackson, 1986 (38-738)
19.0	Arthur Marshall, 1992 (26-493)
17.2	Riley Odums, 1972 (21-320)
15.5	Brandon Marshall, 2006 (20-309)

#### Game (min. 4 receptions)

29.5	Nattiel, at San Diego, 11/29/87 (4-118)
26.8	Marshall, vs. N.Y. Jets, 11/8/92 (5-134)
26.5	Lelie, at Oakland, 12/22/02 (4-106)
24.0	Johnson, at Atlanta, 9/22/85 (4-96)
23.3	Nattiel, vs. Chicago, 11/6/87 (4-118)

### MOST CONSECUTIVE GAMES WITH A TOUCHDOWN CATCH

6	Anthony Miller, 1995
6	Vance Johnson, 1987
6	Al Denson, 1969
6	Lionel Taylor, 1960-61 (last 4 games of 1960, first 2 of '61)
5	Steve Watson, 1981
4	Rick Upchurch, 1979
4	Riley Odums, 1973
4	Al Denson, 1967
4	Bob Scarpitto, 1963

### MOST CONSECUTIVE GAMES WITH A RECEPTION

124	Rod Smith, 1999-2006
68	Ed McCaffrey, 1997-2003
62	Lionel Taylor, 1960-64
60	Shannon Sharpe, 1995-99
49	Steve Watson, 1983-86
47	Mark Jackson, 1989-92
41	Anthony Miller, 1994-96
41	Riley Odums, 1976-79
36	Rod Smith, 1996-98
33	Riley Odums, 1973-76

### LONGEST RECEPTION BY A ROOKIE

97	Jerry Tarr (from George Shaw), at Boston, 9/21/62 (TD)
90	Rick Upchurch (from Charley Johnson), vs. Kansas City, 9/21/75 (TD)
82	Al Denson (from Jacky Lee), at Kansas City, 11/1/64 (TD)
81	Cedric Tillman (from Arthur Marshall), vs. Dallas, 12/6/92 (TD)
71	Brandon Marshall (from Jay Cutler), vs. Seattle, 12/3/06 (TD)
71	Frank Quayle (from Pete Liske), vs. Cincinnati, 12/14/69 (TD)

## PUNTING

### MOST PUNTS

#### Career

641	Tom Rouen, 1993-2002
574	Bill Van Heusen, 1968-76
377	Luke Prestridge, 1979-83
374	Mike Horan, 1986-92
248	Bob Scarpitto, 1962-67
218	Chris Norman, 1984-86
204	Jim Fraser, 1962-64
186	Bucky Dilts, 1977-78
150	George Herring, 1960-61
146	Micah Knorr, 2002-04

#### Season

105	Bob Scarpitto, 1967
96	Chris Norman, 1984
96	Bucky Dilts, 1978
92	Chris Norman, 1985
90	Bucky Dilts, 1977
89	Luke Prestridge, 1979
88	Bill Van Heusen, 1968
87	Luke Prestridge, 1983
87	Bill Van Heusen, 1970
86	Luke Prestridge, 1981

#### Game

12	Prestridge, at Buffalo, 10/25/81
12	Van Heusen, vs. Cincinnati, 10/6/68
12	Scarpitto, at Oakland, 9/19/67
11	Rodriguez, vs. Seattle, 11/30/92 (OT)
11	Norman, vs. Seattle, 10/20/85 (OT)
11	Scarpitto, vs. Oakland, 11/5/67
10	Prestridge, at Baltimore, 9/11/83
10	Prestridge, vs. L.A. Rams, 9/6/79
10	Dilts, at Oakland, 10/16/77
10	Van Heusen, at Cincinnati, 9/12/76
10	Janik, vs. Buffalo, 12/13/64
10	Fraser, vs. N.Y. Jets, 11/15/64

### HIGHEST GROSS AVERAGE PER PUNT

#### Career (min. 100 punts)

45.2	Jim Fraser, 1962-64 (204-9,220)
45.0	Todd Sauerbrun, 2005, '07 (119-5,357)
44.5	Bob Scarpitto, 1962-67 (248-11,026)
43.9	Tom Rouen, 1993-2002 (641-28,146)
42.5	Mike Horan, 1986-92 (374-15,911)
41.8	Luke Prestridge, 1979-83 (377-15,754)
41.7	Bill Van Heusen, 1968-76 (574-23,936)
41.7	Micah Knorr, 2002-04 (146-6,086)
40.3	Chris Norman, 1984-86 (218-8,782)
38.4	George Herring, 1960-61 (150-5,759)



## INDIVIDUAL RECORDS — PUNTING / PUNT RETURNS

### HIGHEST GROSS AVERAGE PER PUNT, CONT.

#### Season (min. 50 punts)

46.9	Tom Rouen, 1998 (66-3,097)
46.5	Tom Rouen, 1999 (84-3,908)
46.1	Jim Fraser, 1963 (78-3,595)
45.8	Bob Scarpitto, 1966 (76-3,480)
45.3	Tom Rouen, 2001 (81-3,668)
45.1	Bill Van Heusen, 1973 (69-3,114)
45.0	Tom Rouen, 1993 (67-3,017)
44.9	Bob Scarpitto, 1967 (105-4,713)
44.8	Jim Fraser, 1964 (72-3,225)
44.4	Mike Horan, 1990 (58-2,575)

#### Game (min. 4 punts)

57.2	Horan, vs. L.A. Raiders, 9/26/88 (5-286) (OT)
56.6	Norman, vs. Seattle, 11/25/84 (5-283)
56.0	Horan, vs. San Diego, 12/16/90 (5-280)
55.0	Horan, at New England, 10/27/91 (5-275)
54.4	Rouen, at Oakland, 9/20/98 (5-272)
54.3	Rouen, at Arizona, 9/23/01 (4-217)
54.3	Rouen, vs. Minnesota, 10/31/99 (4-217)
54.2	Rouen, at Oakland, 10/10/99 (4-217)
53.8	Scarpitto, vs. San Diego, 10/22/67 (8-430)
53.5	Fraser, vs. N.Y. Jets, 11/17/63 (6-321)

### HIGHEST NET AVERAGE PER PUNT (SINCE 1976)

#### Career (min. 100 punts)

37.2	Todd Sauerbrun, 2005, '07 (122-4,538)
36.5	Mike Horan, 1986-92 (379-13,851)
36.2	Tom Rouen, 1993-2002 (648-23,457)
34.7	Luke Prestridge, 1979-83 (377-13,092)
34.3	Chris Norman, 1984-86 (221-7,588)
33.3	Micah Knorr, 2002-04 (149-4,959)
33.2	Bucky Dilts, 1977-78 (186-6,176)

#### Season (min. 50 punts)

38.9	Mike Horan, 1990 (59-2,296)
38.1	Tom Rouen, 1997 (60-2,283)
38.0	Todd Sauerbrun, 2005 (73-2,771)
37.8	Mike Horan, 1988 (65-2,457)
37.6	Tom Rouen, 1995 (53-1,995)
37.6	Tom Rouen, 1998 (67-2,516)
37.1	Tom Rouen, 1994 (76-2,823)
37.1	Tom Rouen, 1993 (68-2,520)
36.7	Mike Horan, 1991 (73-2,682)
36.6	Paul Ernster, 2006 (80-2,930)

#### Game (min. 4 punts)

52.8	Horan, vs. L.A. Raiders, 9/26/88 (5-264) (OT)
52.3	Rouen, vs. San Diego, 11/11/01 (6-314)
52.3	Dilts, at Houston, 12/4/77 (4-209)
48.3	Prestridge, vs. San Francisco, 9/19/82 (6-290)
47.0	Norman, vs. Seattle, 11/25/84 (5-235)
46.9	Sauerbrun, vs. New England, 10/16/05 (7-328)
46.8	Knorr, vs. Pittsburgh, 10/12/03 (6-281)
46.0	Rouen, vs. St. Louis, 9/14/97 (4-184)
46.0	Norman, vs. San Diego, 11/9/86 (4-184)
45.9	Rouen, at Kansas City, 12/4/94 (7-321) (OT)

#### LONGEST PUNT

83	Chris Norman, vs. Kansas City, 9/23/84
78	Bill Van Heusen, vs. Dallas, 12/2/73
76	Tom Rouen, at Oakland, 9/20/98
75	Jim Fraser, at Oakland, 10/14/62
75	Jim Fraser, vs. Boston, 11/11/62
73	Bucky Dilts, vs. N.Y. Jets, 11/5/78
72	Bob Scarpitto, vs. Boston, 9/3/67
72	Bill Van Heusen, vs. Oakland, 10/22/73
72	Bob Scarpitto, vs. San Diego, 10/22/67

## PUNT RETURNS

### MOST PUNT RETURNS

#### Career

248	Rick Upchurch, 1975-83
157	Bill Thompson, 1969-81
128	Deltha O'Neal, 2000-03
112	Glyn Milburn, 1993-95
101	Gerald Willhite, 1982-88
81	Vance Johnson, 1985-91

81	Floyd Little, 1967-75
74	Darrien Gordon, 1997-98
59	Kevin Clark, 1987-91
55	Ricky Nattiel, 1987-91
55	Charles Greer, 1968-74

#### Season

51	Rick Upchurch, 1977
44	Chris Watson, 1999
42	Gerald Willhite, 1986
41	Glyn Milburn, 1994
41	Wade Manning, 1981
40	Darrien Gordon, 1997
40	Glyn Milburn, 1993
39	Rick Upchurch, 1976
37	Rick Upchurch, 1980
36	Rick Upchurch, 1978

#### Game

8	Upchurch, vs. Baltimore, 10/22/78
7	R. Smith, vs. Kansas City, 10/27/96
7	Nattiel, vs. L.A. Raiders, 9/26/88 (OT)
7	Willhite, vs. Kansas City, 11/16/86
7	Upchurch, vs. San Diego, 11/30/75 (OT)
7	Thompson, at Kansas City, 10/6/74
6	12 times (last: McGriff, vs. Green Bay, 10/17/99)

### MOST YARDS ON PUNT RETURNS

#### Career

3,008	Rick Upchurch, 1975-83
1,814	Bill Thompson, 1969-81
1,325	Deltha O'Neal, 2000-03
1,158	Glyn Milburn, 1993-95
1,012	Gerald Willhite, 1982-88
922	Darrien Gordon, 1997-98
893	Floyd Little, 1967-75
689	Vance Johnson, 1985-91
647	Rod Smith, 1995-2007
574	Kevin Clark, 1987-91

#### Season

653	Rick Upchurch, 1977
543	Darrien Gordon, 1997
536	Rick Upchurch, 1976
493	Rick Upchurch, 1978
468	Gerald Willhite, 1986
425	Glyn Milburn, 1993
405	Deltha O'Neal, 2001
379	Darrien Gordon, 1998
379	Glyn Milburn, 1994
378	Wade Manning, 1981

#### Game

168	Gordon, vs. Carolina, 11/9/97
167	Upchurch, vs. Pittsburgh, 11/6/77
144	Clark, vs. San Diego, 12/27/87
125	Upchurch, vs. Cleveland, 9/26/76
112	Swanson, at Kansas City, 10/18/87
110	Watson, vs. Seattle, 12/19/99 (OT)
109	Gordon, vs. St. Louis, 9/14/97
105	Upchurch, vs. Buffalo, 9/25/77
103	Thompson, at Kansas City, 10/6/74
102	Little, at N.Y. Jets, 12/3/67
100	Upchurch, vs. San Diego, 10/3/76

### HIGHEST AVERAGE PER PUNT RETURN

#### Career (min. 20 punt returns)

12.46	Darrien Gordon, 1997-98 (74-922)
12.21	Rod Smith, 1995-2007 (53-647)
12.13	Rick Upchurch, 1975-83 (248-3,008)
11.95	Charlie Mitchell, 1963-67 (21-251)
11.89	Gene Mingo, 1960-64 (18-214)
11.73	Al Frazier, 1963-67 (26-305)
11.55	Bill Thompson, 1969-81 (157-1,814)
11.54	Todd Kinchen, 1996 (26-300)
11.02	Floyd Little, 1967-75 (81-893)
10.58	Arthur Marshall, 1992 (33-349)

## INDIVIDUAL RECORDS — PUNT RETURNS / KICK RETURNS

### HIGHEST AVERAGE PER PUNT RETURN, CONT.

#### Season (min. 10 punt returns)

16.88	Floyd Little, 1967 (16-270)
16.13	Rick Upchurch, 1982 (15-242)
13.74	Rick Upchurch, 1976 (39-536)
13.69	Rick Upchurch, 1978 (36-493)
13.58	Darrien Gordon, 1997 (40-543)
13.46	Bill Thompson, 1974 (26-350)
13.06	Deltha O'Neal, 2001 (31-405)
12.94	Kevin Clark, 1987 (18-233)
12.83	Al Frazier, 1961 (18-231)
12.80	Rick Upchurch, 1977 (51-653)

### MOST PUNTS RETURNED FOR TOUCHDOWN

#### Career

8	Rick Upchurch, 1975-83
3	Darrien Gordon, 1997-98
2	Deltha O'Neal, 2000-03
2	Floyd Little, 1967-75

#### Season

4	Rick Upchurch, 1976
3	Darrien Gordon, 1997
2	Rick Upchurch, 1982

#### Game

2	Gordon, vs. Carolina, 11/9/97 (75 and 82)
2	Upchurch, vs. Cleveland, 9/26/76 (36 and 73)

### LONGEST SCORING PUNT RETURN

94	Darrien Gordon, vs. St. Louis, 9/14/97
92	Rick Upchurch, vs. San Diego, 10/3/76
87	Rick Upchurch, vs. Pittsburgh, 11/6/77
86	Deltha O'Neal, at Seattle, 10/14/01
82	Darrien Gordon, vs. Carolina, 11/9/97
81	Steve Watson, vs. Seattle, 12/19/99
80	Glenn Martinez, vs. Tennessee, 11/19/07
78	Rick Upchurch, vs. Kansas City, 12/19/82
76	Gene Mingo, at Boston, 9/9/60
75	Darrien Gordon, vs. Carolina, 11/9/97
75	Rick Upchurch, vs. San Diego, 9/17/78

### LONGEST NON-SCORING PUNT RETURN

64	Deltha O'Neal, at San Diego, 10/8/00
60	Bill Thompson, at Baltimore, 11/10/74
59	Bill Thompson, vs. New England, 12/17/72
54	Glyn Milburn, vs. Tampa Bay, 12/26/93
54	Charlie Mitchell, at Buffalo, 9/20/64
53	Deltha O'Neal, vs. Indianapolis, 11/24/02
53	Rick Upchurch, at Kansas City, 9/24/78
53	Rick Upchurch, at Seattle, 10/29/78
53	Bill Thompson, at N.Y. Jets, 10/28/73
52	Darrent Williams, at Oakland, 11/13/05
52	Floyd Little, vs. N.Y. Jets, 9/21/69

### ALL PUNT RETURNS FOR TDs (27)

11/19/07	Glenn Martinez, vs. Tennessee (80 yards)
11/16/03	Rod Smith, vs. San Diego (65)
11/3/03	Deltha O'Neal, vs. New England (57)
10/14/01	Deltha O'Neal, at Seattle (86)
12/19/99	Chris Watson, vs. Seattle (81)
11/9/97	Darrien Gordon, vs. Carolina (75)
11/9/97	Darrien Gordon, vs. Carolina (82)
9/14/97	Darrien Gordon, vs. St. Louis (94)
12/27/87	Kevin Clark, vs. San Diego (71)
11/16/86	Gerald Willhite, vs. Kansas City (70)
10/12/86	Mike Harden, at San Diego (41)
9/25/83	Zach Thomas, vs. L.A. Raiders (70)
12/19/82	Rick Upchurch, vs. Kansas City (78)
9/19/82	Rick Upchurch, vs. San Francisco (67)
9/17/78	Rick Upchurch, vs. San Diego (75)
11/6/77	Rick Upchurch, vs. Pittsburgh (87)
10/24/76	Rick Upchurch, at Kansas City (55)
10/3/76	Rick Upchurch, vs. San Diego (92)
9/26/76	Rick Upchurch, vs. Cleveland (36)
9/26/76	Rick Upchurch, vs. Cleveland (73)
12/10/72	Charlie Greer, vs. San Diego (65)
11/17/68	Floyd Little, at Houston (67)
12/3/67	Floyd Little, at N.Y. Jets (72)
11/14/65	Abner Haynes, at Houston (55)
11/15/64	Odell Barry, vs. N.Y. Jets (52)
12/3/61	Al Frazier, vs. Boston (55)
9/9/60	Gene Mingo, at Boston (76)

## KICKOFF RETURNS

### MOST KICKOFF RETURNS

#### Career

134	Vaughn Hebron, 1996-98
104	Ken Bell, 1986-89
104	Floyd Little, 1967-75
96	Glyn Milburn, 1993-95
95	Rick Upchurch, 1975-83
89	Chris Cole, 2000-03
73	Odell Barry, 1964-65
61	Alton Montgomery, 1990-92
61	Gene Lang, 1984-87
58	Charlie Mitchell, 1963-67

#### Season

48	Chris Cole, 2001
48	Chris Watson, 1999
47	Glyn Milburn, 1995
47	Odell Barry, 1964
46	Deltha O'Neal, 2000
46	Vaughn Hebron, 1998
45	Vaughn Hebron, 1996
43	Vaughn Hebron, 1997
40	Larry Brunson, 1980
40	Rick Upchurch, 1975

#### Game

8	Luke, at Kansas City, 12/19/04
8	Kasper, at Kansas City, 10/20/02 (OT)
7	5 times (last: Cole, at Oakland, 11/5/01)

### MOST YARDS ON KICKOFF RETURNS

#### Career

3,324	Vaughn Hebron, 1996-98
2,523	Floyd Little, 1967-75
2,355	Rick Upchurch, 1975-83
2,250	Glyn Milburn, 1993-95
2,218	Ken Bell, 1986-89
2,105	Chris Cole, 2000-03
1,856	Odell Barry, 1964-65
1,394	Charlie Mitchell, 1963-67
1,323	Gene Lang, 1984-87
1,245	Deltha O'Neal, 2002-03

#### Season

1,269	Glyn Milburn, 1995
1,245	Odell Barry, 1964
1,216	Vaughn Hebron, 1998
1,138	Chris Watson, 1999
1,127	Chris Cole, 2001
1,102	Deltha O'Neal, 2000
1,099	Vaughn Hebron, 1996
1,084	Rick Upchurch, 1975
1,009	Vaughn Hebron, 1997
954	Charlie Mitchell, 1963

#### Game

201	Montgomery, at San Diego, 9/24/72
197	Upchurch, vs. Cleveland, 10/19/75
185	Little, at Miami, 9/17/67
182	Cole, at San Diego, 10/21/01
179	Kasper, at Kansas City, 10/20/02 (OT)
178	Milburn, at Houston, 11/26/95
177	Milburn, vs. San Diego, 11/19/95
165	Kasper, vs. Baltimore, 9/30/01
162	Cole, at Oakland, 11/5/01
161	Hebron, at Cincinnati, 11/1/98
161	Barry, vs. Boston, 10/4/64
161	Frazier, vs. Kansas City, 9/7/63

### HIGHEST AVERAGE PER KICKOFF RETURN

#### Career (min. 40 kickoff returns)

26.28	Abner Haynes, 1965-66 (43-1,130)
25.42	Odell Barry, 1964-65 (73-1,856)
25.13	Bill Thompson, 1969-81 (46-1,156)
25.07	Reuben Droughns, 2002-04 (46-1,153)
24.81	Vaughn Hebron, 1996-98 (134-3,324)
24.79	Rick Upchurch, 1975-83 (95-2,355)
24.48	Al Frazier, 1961-63 (44-1,077)
24.26	Floyd Little, 1967-75 (104-2,523)
24.03	Charlie Mitchell, 1963-67 (58-1,394)
23.71	Chris Watson, 1999 (48-1,138)

## INDIVIDUAL RECORDS — KICK RETURNS / INTERCEPTIONS

### HIGHEST AVERAGE PER KICKOFF RETURN, CONT.

#### Season (min. 15 kickoff returns)

28.50	Bill Thompson, 1969 (18-513)
28.47	Goldie Sellers, 1966 (19-541)
28.00	Al Frazier, 1961 (18-504)
27.10	Rick Upchurch, 1975 (40-1,084)
27.00	Glyn Milburn, 1995 (47-1,269)
26.91	Floyd Little, 1967 (35-942)
26.50	Abner Haynes, 1965 (34-901)
26.49	Odell Barry, 1964 (47-1,245)
26.43	Vaughn Hebron, 1998 (46-1,216)
26.41	Al Carmichael, 1960 (22-581)

#### MOST KICKOFFS RETURNED FOR TOUCHDOWN

##### Career

2	Goldie Sellers, 1966-67
1	Six Players (most recent: Deltha O'Neal, 2000-03)

##### Season

2	Goldie Sellers, 1966
---	----------------------

##### Game

1	8 times (last: O'Neal, vs. New England, 10/1/00)
---	--

#### LONGEST SCORING KICKOFF RETURN

100	Nemiah Wilson, at Kansas City, 10/8/66
100	Goldie Sellers, vs. Houston, 10/2/66
95	Vaughn Hebron, at Miami, 12/21/98
94	Randy Montgomery, at San Diego, 9/24/72
90	Charlie Mitchell, at Houston, 9/14/63
90	Al Frazier, vs. Boston, 12/3/61

#### LONGEST NON-SCORING KICKOFF RETURN

89	Floyd Little, vs. Oakland, 11/10/68
88	Randy Montgomery, at Oakland, 10/22/72
86	Glyn Milburn, vs. San Diego, 11/19/95
83	Adrian Madise, at Green Bay, 12/28/03
77	Lew Scott, vs. Kansas City, 10/23/66
76	Donnie Stone, at San Diego, 10/29/61
75	Kevin Clark, at Minnesota, 11/4/90
71	Steve Watson, vs. N.Y. Jets, 10/3/99
68	Darren Carrington, at Kansas City, 11/12/89
68	Al Carmichael, at Buffalo, 9/18/60

#### ALL KICKOFF RETURNS FOR TDs (8)

10/1/00	Deltha O'Neal, vs. New England (87 yards)
12/21/98	Vaughn Hebron, at Miami (95)
9/24/72	Randy Montgomery, at San Diego (94)
10/8/66	Nemiah Wilson, at Kansas City (100)
10/2/66	Goldie Sellers, vs. Houston (100)
9/3/66	Goldie Sellers, at Houston (88)
9/14/63	Charlie Mitchell, at Houston (90)
12/3/61	Al Frazier, vs. Boston (90)

## INTERCEPTIONS

### MOST INTERCEPTIONS

#### Career

44	Steve Foley, 1976-86
43	Goose Gosoulin, 1960-66
40	Bill Thompson, 1969-81
34	Tyrone Braxton, 1987-93, 1995-99
33	Mike Harden, 1980-88
30	Dennis Smith, 1981-94
26	Louis Wright, 1975-86
24	Champ Bailey, 2004-07
24	Steve Atwater, 1989-98
20	Tom Jackson, 1973-86
20	Randy Gradishar, 1974-83

#### Season

11	Goose Gosoulin, 1960
10	Champ Bailey, 2006
9	Deltha O'Neal, 2001
9	Tyrone Braxton, 1996
9	Willie Brown, 1964
8	Champ Bailey, 2005
7	Tom Jackson, 1976
7	Goldie Sellers, 1967
7	Goose Gosoulin, 1964
7	Goose Gosoulin, 1962
7	Phil Nugent, 1961

### Game

4	O'Neal, vs. Kansas City, 10/7/01
4	Brown, vs. N.Y. Jets, 11/15/64
4	Gonsoulin, at Buffalo, 9/18/60
3	Smith, vs. L.A. Raiders, 12/8/85 (OT)
3	Wilson, vs. Seattle, 11/20/83
3	Foley, vs. San Diego, 9/27/81
3	Rizzo, at Oakland, 10/16/77
3	Martha, vs. Atlanta, 10/18/70
3	Gonsoulin, vs. Kansas City, 10/11/64
2	62 times (last: Bailey at Arizona, 12/17/06)

### MOST INTERCEPTIONS BY A ROOKIE

#### Season

11	Goose Gosoulin, 1960
7	Phil Nugent, 1961
4	Calvin Jones, 1973
4	Charlie Greer, 1968
4	Jack Lentz, 1967

#### Game

4	Gonsoulin, at Buffalo, 9/18/60
---	--------------------------------

### MOST YARDS ON INTERCEPTION RETURNS

#### Career

784	Bill Thompson, 1969-81
643	Mike Harden, 1980-88
622	Steve Foley, 1976-86
614	Tyrone Braxton, 1987-93, '95-99
542	Goose Gosoulin, 1960-66
431	Dennis Smith, 1981-94
408	Steve Atwater, 1989-98
360	Louis Wright, 1975-86
340	Tom Jackson, 1973-86
335	Randy Gradishar, 1974-83

#### Season

179	Mike Harden, 1986
162	Champ Bailey, 2006
153	Nemiah Wilson, 1967
140	Willie Brown, 1964
139	Champ Bailey, 2005
136	Tom Jackson, 1976
133	Bob Zeman, 1962
128	Tyrone Braxton, 1996
128	Bernard Jackson, 1978
128	Louis Wright, 1977

#### Game

105	Crockett, at Oakland, 9/20/98
93	Gradishar, at Cleveland, 10/5/80
91	Brown, vs. N.Y. Jets, 11/15/64
80	Da. Williams, at Oakland, 11/13/05
79	Spencer, vs. Seattle, 12/10/00
76	Hayward, at New Orleans, 11/21/04
73	Jackson, vs. Baltimore, 11/27/77
72	Braxton, vs. Oakland, 11/22/98
70	Bailey, vs. San Francisco, 12/31/06 (OT)
70	Wilson, vs. Kansas City, 12/17/67
70	Moore, at Boston, 11/20/64

### MOST YARDS ON INTERCEPTION RETURNS BY A ROOKIE

#### Season

118	Nemiah Wilson, 1965
108	Darrent Williams, 2005
105	Kevin Clark, 1987
98	Goose Gosoulin, 1960
92	Bill Thompson, 1969

#### Game

80	Da. Williams, at Oakland, 11/13/05
65	D. Smith, at Chicago, 12/20/81
65	Wilson, vs. San Diego, 11/7/65
62	Robbins, at Cleveland, 9/16/84
57	Thompson, vs. Houston, 11/16/69

### HIGHEST INTERCEPTION RETURN AVERAGE

#### Career (min. 10 returns)

23.73	Wymon Henderson, 1989-92 (11-261)
19.60	Bill Thompson, 1969-81 (40-784)
19.48	Mike Harden, 1980-88 (33-643)
18.06	Tyrone Braxton, 1987-93, '95-99 (34-614)
17.60	Jim McMillin, 1960-62, '64-65 (10-176)
17.55	Randy Robbins, 1984-91 (11-193)

## INDIVIDUAL RECORDS — INTERCEPTIONS / SAFETIES / FUMBLES

### HIGHEST INTERCEPTION RETURN AVERAGE, CAREER, CONT.

17.00	Steve Atwater, 1989-98 (24-408)
17.00	Tom Jackson, 1973-86 (20-340)
16.75	Randy Gradishar, 1974-83 (20-335)
14.37	Dennis Smith, 1981-94 (30-431)

### MOST CONSECUTIVE GAMES WITH INTERCEPTION

5	Champ Bailey, 2005 (gms. 9-13)
4	Tyrone Braxton, 1996 (gms. 12-15)
3	many times (last: Bailey, gms. 14-16, 2006)

### MOST INTERCEPTIONS RETURNED FOR TOUCHDOWN

#### Career

4	Tyrone Braxton, 1987-93, '95-99
4	Mike Harden, 1980-88
3	Champ Bailey, 2004-07
3	Tom Jackson, 1973-86
3	Randy Gradishar, 1974-83
3	Bill Thompson, 1969-81
3	Nemiah Wilson, 1965-67

#### Season

2	Champ Bailey, 2005
2	Deltha O'Neal, 2002
2	Jimmy Spencer, 2000
2	Mike Harden, 1986
2	John Rowser, 1976
2	Nemiah Wilson, 1967

#### Game

1	71 times (last: Bailey vs. San Fran., 12/31/06)
---	---

### MOST INTERCEPTIONS RETURNED FOR TOUCHDOWN BY A ROOKIE

#### Season

1	Darrent Williams, 2005
1	Randy Robbins, 1984
1	George Burrell, 1969
1	Bill Thompson, 1969
1	John Bramlett, 1965
1	Nemiah Wilson, 1965
1	John McGeeever, 1962

### LONGEST SCORING INTERCEPTION RETURN

93	Randy Gradishar, at Cleveland, 10/5/80
80	Darrent Williams, at Oakland, 11/13/05
80	Ray Crockett, at Oakland, 9/20/98
79	Jimmy Spencer, vs. Seattle, 12/10/00
73	Tom Jackson, vs. Baltimore, 11/27/77
70	Champ Bailey, vs. San Francisco, 12/31/06
70	Nemiah Wilson, vs. Kansas City, 12/17/67
69	Tyrone Braxton, vs. Tampa Bay, 9/15/96
65	Champ Bailey, at Dallas, 11/24/05
65	Nemiah Wilson, vs. San Diego, 11/7/65

### LONGEST NON-SCORING INTERCEPTION RETURN

76	Reggie Hayward, at New Orleans, 11/21/04
72	Tyrone Braxton, vs. Oakland, 11/22/98
70	Leroy Moore, at Boston, 11/20/64
68	Steve Atwater, vs. San Diego, 9/12/93
65	Dennis Smith, at Chicago, 12/20/81
65	S. Foley (23), lateral to R. Gradishar (10), lateral to L. Wright (32), vs. N.Y. Giants, 11/21/76
65	Vaughn Alliston, at Buffalo, 9/18/60
63	Karl Mecklenburg, at Detroit, 10/7/84
59	Louis Wright, vs. Baltimore, 11/27/77
56	Louis Wright, vs. Dallas, 10/5/86

### ALL INTERCEPTION RETURNS FOR TDs (71)

12/31/06	Champ Bailey, vs. San Francisco (70 yards)
11/19/06	Darrent Williams, vs. San Diego (31)
11/24/05	Champ Bailey, at Dallas (65)
11/13/05	Darrent Williams, at Oakland (80)
9/18/05	Champ Bailey, vs. San Diego (25)
11/28/04	Ellis Johnson, vs. Oakland (32)
11/21/04	Al Wilson, at New Orleans (7)
9/7/03	Ian Gold, at Cincinnati (12)
11/17/02	Deltha O'Neal, at Seattle (22)
10/6/02	Deltha O'Neal, vs. San Diego (28)
10/28/01	Denard Walker, vs. New England (39)
12/10/00	Jimmy Spencer, vs. Seattle (79)
11/19/00	Jimmy Spencer, at Seattle (21)
10/15/00	Billy Jenkins, vs. Cleveland (36)
9/24/00	Ray Crockett, vs. Kansas City (26)

9/4/00	Terrell Buckley, at St. Louis (32)
11/7/99	Bill Romanowski, at San Diego (18)
9/27/98	Darrien Gordon, at Washington (55)
9/20/98	Ray Crockett, at Oakland (80)
11/30/97	Steve Atwater, at San Diego (22)
11/9/97	Tyrone Braxton, vs. Carolina (27)
10/26/97	Keith Traylor, at Buffalo (62)
10/6/97	John Mobley, vs. New England (13)
9/7/97	Darrien Gordon, at Seattle (32)
9/15/96	Tyrone Braxton, vs. Tampa Bay (69)
10/10/93	Mike Croel, at Green Bay (22)
11/8/92	Wymon Henderson, vs. N.Y. Jets (46)
11/17/91	Charles Dimry, at Kansas City (26)
9/1/91	Tyrone Braxton, vs. Cincinnati (52)
11/22/90	Wymon Henderson, at Detroit (49)
9/10/89	Tyrone Braxton, vs. Kansas City (34)
9/10/89	Randy Robbins, vs. Kansas City (18)
12/27/87	Ricky Hunley, vs. San Diego (52)
12/6/87	Mark Haynes, vs. New England (14)
11/2/86	Mike Harden, at L.A. Raiders (40)
9/21/86	Mike Harden, at Philadelphia (32)
12/1/85	Mike Harden, at Pittsburgh (42)
12/15/84	Steve Foley, at Seattle (40)
10/7/84	Ken Woodard, at Detroit (27)
9/23/84	Mike Harden, vs. Kansas City (45)
9/16/84	Randy Robbins, at Cleveland (62)
11/23/80	Don Latimer, vs. Seattle (15)
10/5/80	Randy Gradishar, at Cleveland (93)
11/5/78	Tom Jackson, vs. N.Y. Jets (28)
11/27/77	Tom Jackson, vs. Baltimore (73)
10/16/77	Louis Wright, at Oakland (18)
11/14/76	Tom Jackson, at San Diego (46)
11/7/76	John Rowser, vs. Tampa Bay (32)
11/7/76	Randy Gradishar, vs. Tampa Bay (31)
9/19/76	John Rowser, vs. N.Y. Jets (41)
9/29/75	Randy Gradishar, vs. Green Bay (44)
10/13/74	Bill Thompson, vs. New Orleans (38)
10/28/73	Leroy Mitchell, at N.Y. Jets (40)
10/14/73	Bill Thompson, at Houston (59)
10/24/71	Fred Forsberg, at Cleveland (40)
12/7/69	George Burrell, at Miami (38)
11/16/69	Bill Thompson, vs. Houston (57)
12/17/67	Nemiah Wilson, vs. Kansas City (70)
10/22/67	Nemiah Wilson, vs. San Diego (40)
9/3/67	Goldie Sellers, vs. Boston (24)
11/14/65	John Bramlett, at Houston (25)
11/7/65	Nemiah Wilson, vs. San Diego (65)
10/17/65	John Griffin, vs. Houston (44)
11/1/64	Tom Janik, at Kansas City (22)
10/6/63	Goose Gosoulin, vs. San Diego (43)
11/22/62	Jim McMillin, vs. N.Y. Titans (59) (48 after lateral from Ed McDaniel)
10/5/62	John McGeeever, vs. Oakland (48)
10/5/62	Goose Gosoulin, vs. Oakland (64)
9/30/62	Bob Zeman, at N.Y. Titans (30)
10/2/60	Bill Yelverton, vs. Oakland (20)
9/18/60	John Pyeatt, at Buffalo (40)

## SAFETIES

### MOST SAFETIES

#### Career

3	Rulon Jones, 1980-88
1	17 players (last: Demetrian Veal, at S.D., 12/31/05)

Note: Denver has totaled 10 team safeties

#### Season

1	20 times (last: Veal, at S.D., 12/31/05)
---	--

## FUMBLE RETURNS

### LONGEST SCORING FUMBLE RETURN

88	Bob Swenson, at San Francisco, 11/18/79
86	Louis Wright, at Buffalo, 12/2/79 (78 after lateral from Randy Gradishar)
80	Bill Thompson, vs. Oakland, 10/22/73
69	Bud McFadin, vs. N.Y. Titans, 11/22/62
64	Dennis Smith, vs. New England, 11/4/84
54	Michael Brooks, vs. L.A. Raiders, 9/6/92
51	Alfred Williams, vs. Cincinnati, 9/21/97
50	Tim Crowder, vs. Pittsburgh, 10/21/07
50	Ray Crockett, at Kansas City, 12/17/95
48	Ed Cooke, at Kansas City, 11/1/64
43	Calvin Jones, vs. Cleveland, 9/26/76



## INDIVIDUAL RECORDS — RETURNS / SACKS / SCORING

### MISCELLANEOUS RETURNS FOR TOUCHDOWNS (47)

11/11/07	Nate Webster (F), at Kansas City (17 yards)
10/21/07	Tim Crowder (F), vs. Pittsburgh (50)
9/22/02	Chester McGlockton (F), vs. Buffalo (24)
12/17/00	Jason Suttle (FKO), at Kansas City (0)
11/13/00	Ian Gold (BP), vs. Oakland (12)
9/17/00	Trevor Pryce (F), at Oakland (28)
12/19/99	Glenn Cadrez (F), vs. Seattle (37)
12/21/98	Rod Smith (F), at Miami (0)
11/2/97	Darrius Johnson (FKO), vs. Seattle (6)
9/21/97	Alfred Williams (F), vs. Cincinnati (51)
12/17/95	Ray Crockett (F), at Kansas City (50)
11/21/93	Derek Russell (F), vs. Pittsburgh (0)
9/6/92	Michael Brooks (F), vs. L.A. Raiders (54)
11/24/91	Warren Powers (F), at Seattle (22)
9/23/90	Karl Mecklenburg (F), vs. Seattle (2)
12/16/89	Karl Mecklenburg (F), at Phoenix (23)
11/12/89	Greg Kragen (F), at Kansas City (17)
11/16/86	Andre Townsend (F), vs. Kansas City (7)
9/7/86	Ken Woodard (F), vs. L.A. Raiders (12)
11/17/85	Louis Wright (BFG), vs. San Diego (60)
11/4/84	Dennis Smith (F), vs. New England (64)
10/15/84	Louis Wright (F), vs. Green Bay (27)
10/15/84	Steve Foley (F), vs. Green Bay (22)
10/7/84	Rulon Jones (F), at Detroit (5)
11/13/83	Barney Chavous (F), at L.A. Raiders (0)
9/14/80	Bill Thompson (F), vs. Dallas (32)
12/2/79	Louis Wright (F*), at Buffalo (86)
11/18/79	Bob Swenson (F), at San Francisco (88)
11/11/79	Rob Nairne (BP), vs. New England (22)
11/11/79	Rubin Carter (F), vs. New England (2)
10/14/79	Bill Thompson (F*), at Kansas City (2)
12/3/78	Randy Gradishar (F), at Oakland (30)
11/5/78	Bill Thompson (F), vs. N.Y. Jets (4)
11/7/76	Randy Polt (F**), vs. Tampa Bay (26)
9/26/76	Calvin Jones (F), vs. Cleveland (43)
11/23/75	Paul Smith (F), at Atlanta (38)
9/21/75	Jack Dolbin (F), vs. Kansas City (2)
10/22/73	Bill Thompson (F), vs. Oakland (80)
11/27/66	John Bramlett (BFG), vs. San Diego (86)
10/17/65	John Griffin (BP), vs. Houston (10)
9/24/65	John Bramlett (F), at Boston (0)
11/8/64	Jim McMillin (F), vs. San Diego (0)
11/1/64	Ed Cooke (F), at Kansas City (46)
10/13/63	Bud McFadin (F), vs. Houston (6)
12/9/62	Jim McMillin (F), at Dallas (9)
11/22/62	Bud McFadin (F), vs. N.Y. Titans (69)
12/10/61	Charles Gavin (BP), at Dallas (23)

F—fumble; FKO—fumble on kickoff; BP—blocked punt; BFG—blocked field goal; \*lateral from Gradishar; \*\*lateral from Swenson; \*\*\*lateral from Swenson.

### SACKS

NOTE: SACKS BECAME AN OFFICIAL STATISTIC TRACKED BY THE NFL IN 1982. BRONCOS SACK TOTALS BEFORE 1982 DERIVED FROM PLAY-BY-PLAY ANALYSIS.

#### Most Sacks

Career	Simon Fletcher, 1985-95
97.5	Karl Mecklenburg, 1983-94
79.0	Barney Chavous, 1973-85
75.0	Rulon Jones, 1980-88
73.5	Lyle Alzado, 1971-78
64.5	Trevor Pryce, 1997-2005
64.0	Trevor Pryce, 1968-78
55.5	Paul Smith, 1973-86
44.0	Tom Jackson, 1973-86
43.0	Rich Jackson, 1967-72
37.5	Dave Costa, 1967-71

#### Season

16.0	Simon Fletcher, 1992
13.5	Simon Fletcher, 1993
13.5	Simon Fletcher, 1991
13.5	Rulon Jones, 1986
13.0	Trevor Pryce, 1999
13.0	Alfred Williams, 1996
13.0	Karl Mecklenburg, 1985
13.0	Lyle Alzado, 1974
12.5	Elvis Dumervil, 2007
12.5	Rich Jackson, 1969

#### Game

4	Simon Fletcher, at San Diego, 11/11/90
4	Karl Mecklenburg, at Pittsburgh, 12/1/85
4	Karl Mecklenburg, vs. New Orleans, 9/15/85
4	Barney Chavous, at Seattle, 12/21/80
4	Dave Costa, at Buffalo, 9/7/70
4	Rich Jackson, at Cincinnati, 10/19/69

#### Most Sacks by a Rookie

##### Season

11.5	Rulon Jones, 1980
10.0	Mike Croel, 1991
8.5	Elvis Dumervil, 2006
8.0	Lyle Alzado, 1971
6.5	Shane Dronett, 1992

##### Game

3.0	Dumervil, at Cleveland, 10/22/06
3.0	Jones, vs. Oakland, 12/14/80

#### Most Multi-Sack Games

##### Career

20	Simon Fletcher, 1985-95
16	Barney Chavous, 1973-85
15	Paul Smith, 1968-78
13	Lyle Alzado, 1971-78
12	Trevor Pryce, 1997-05
11	Karl Mecklenburg, 1983-94
11	Rulon Jones, 1980-88
10	Rich Jackson, 1967-72
9	Dave Costa, 1967-71
8	Tom Jackson, 1973-86

#### Most Consecutive Games with Sack

*10	Simon Fletcher (games 10-16, 1992; games 1-3, '93)
8	Simon Fletcher (games 9-16, 1991)
7	Lyle Alzado (games 9-14, 1974; game 1, '75)
6	Barney Chavous (games 7-12, 1974)
6	Rulon Jones (games 4-9, 1985)
6	Rulon Jones (games 3-8, 1986)

\* - NFL Record

### SCORING

#### Most Touchdowns Scored

##### Career

71	Rod Smith, 1995-2007 (1 rush, 68 rec., 2 ret.)
65	Terrell Davis, 1995-2002 (60 rush, 5 rec.)
55	Shannon Sharpe, 1990-98, '02-03 (55 rec.)
54	Floyd Little, 1967-75 (43 rush, 9 rec., 2 ret.)
48	Sammy Winder, 1982-90 (39 rush, 9 rec.)
46	Ed McCaffrey, 1995-2003 (46 rec.)
45	Haven Moses, 1972-81 (1 rush, 44 rec.)
44	Riley Odums, 1972-83 (2 rush, 41 rec., 1 ret.)
44	Lionel Taylor, 1960-66 (44 rec.)
41	Mike Anderson, 2000-05 (36 rush, 5 rec.)

##### Season

23	Terrell Davis, 1998 (21 rush, 2 rec.)
17	Clinton Portis, 2002 (15 rush, 2 rec.)
15	Mike Anderson, 2000 (15 rush)
15	Terrell Davis, 1997 (15 rush)
15	Terrell Davis, 1996 (13 rush, 2 rec.)
14	Clinton Portis, 2003 (14 rush)
14	Anthony Miller, 1995 (14 rec.)
14	Sammy Winder, 1986 (9 rush, 5 rec.)
13	4 times (last: Anderson, 2005)

##### Game

5	Portis, vs. Kansas City, 12/7/03
4	Portis, vs. Kansas City, 12/15/02
4	Anderson, at New Orleans, 12/3/00
3	28 times (last: Walker, at Pittsburgh, 11/5/06)

#### Most TDs Scored by a Rookie

##### Season

17	Clinton Portis, 2002 (15 rush, 2 rec.)
15	Mike Anderson, 2000 (15 rush)
10	Jon Keyworth, 1974 (10 rush)
8	Mike Bell, 2006 (8 rush)
8	Terrell Davis, 1995 (7 rush, 1 rec.)
8	Bobby Humphrey, 1989 (7 rush, 1 rec.)

## INDIVIDUAL RECORDS — SCORING / KICKING

### Most TDs Scored by a Rookie, CONT.

#### Game

4	Portis, vs. Kansas City, 12/15/02 (3 rush, 1 rec.)
4	Anderson, at New Orleans, 12/3/00 (4 rush)
3	Davis, vs. Washington, 9/17/95 (2 rush, 1 rec.)
3	Keyworth, vs. Kansas City, 11/18/74 (3 rush)

#### Most Consecutive Games Scoring, Non-Kicker

8	Terrell Davis, 1998
6	Terrell Davis, 1997-98; Vance Johnson, '87; Floyd Little, '72; Al Denson, '69; Lionel Taylor, '60-61

#### Most Points Scored

##### Career

1,786	Jason Elam, 1993-2007
742	Jim Turner, 1971-79
655	Rich Karlis, 1982-88
429	David Treadwell, 1989-92
428	Rod Smith, 1995-2007
408	Gene Mingo, 1960-64
396	Terrell Davis, 1995-2002
336	Shannon Sharpe, 1990-98, '02-03
324	Floyd Little, 1967-75
288	Sammy Winder, 1982-90

##### Season

138	Terrell Davis, 1998
137	Gene Mingo, 1962
132	Jason Elam, 1995
129	Jason Elam, 2004
127	Jason Elam, 1998
124	Jason Elam, 2001
124	Jason Elam, 1997
123	Gene Mingo, 1960
120	3 times (last: Elam, 2003)

##### Game

30	Portis, vs. Kansas City, 12/7/03
24	Portis, vs. Kansas City, 12/15/02
24	Anderson, at New Orleans, 12/3/00
21	Mingo, at L.A. Chargers, 12/10/60
20	Scarpitto, at Buffalo, 12/18/66
20	Mingo, vs. San Diego, 10/6/63
19	Mingo, vs. Oakland, 10/5/62
18	32 times (last: Walker, at Pittsburgh, 11/5/06)

#### Most Points Scored by a Rookie

##### Season

123	Gene Mingo, 1960
120	David Treadwell, 1989
119	Jason Elam, 1993
102	Clinton Portis, 2002
92	Mike Anderson, 2000

##### Game

24	Portis, vs. Kansas City, 12/15/02
24	Anderson, at New Orleans, 12/3/00
21	Mingo, at L.A. Chargers, 12/10/60

### KICKING

#### Most PAT Attempts

##### Career

604	Jason Elam, 1993-2007
301	Jim Turner, 1971-79
254	Rich Karlis, 1982-88
136	David Treadwell, 1989-92
126	Gene Mingo, 1960-64
95	Bobby Howfield, 1968-70
70	Fred Steinfort, 1979-81
58	Gary Kroner, 1965-67
20	Bob Humphreys, 1967-68
16	Jack Hill, 1961

##### Season

58	Jason Elam, 1998
49	Jason Elam, 2000
46	Jason Elam, 1997
46	Jason Elam, 1996

45	Rich Karlis, 1986
44	Jason Elam, 2005
44	Rich Karlis, 1985
43	Jason Elam, 2002
42	Jason Elam, 2004
42	Jason Elam, 1993

#### Game

7	Elam, vs. Philadelphia, 10/30/05
6	Elam, vs. Kansas City, 12/7/03
6	Elam, vs. Dallas, 9/13/98
6	Elam, vs. Baltimore, 10/20/96
6	Treadwell, vs. Cincinnati, 9/1/91
6	Karlis, vs. Minnesota, 11/18/84
6	Steinfort, vs. San Diego, 9/27/81
6	Turner, 6 times: (vs. New England, 11/11/79; vs. Tampa Bay, 11/7/76; vs. Cleveland, 9/26/76; vs. N.Y. Jets, 9/19/76; at Houston, 10/14/73; vs. New England, 12/17/72)

#### Most PATs Made

##### Career

601	Jason Elam, 1993-2007
283	Jim Turner, 1971-79
244	Rich Karlis, 1982-88
132	David Treadwell, 1989-92
120	Gene Mingo, 1960-64
93	Bobby Howfield, 1968-70
68	Fred Steinfort, 1979-81
57	Gary Kroner, 1965-67
19	Bob Humphreys, 1967-68
16	Jack Hill, 1961

##### Season

58	Jason Elam, 1998
49	Jason Elam, 2000
46	Jason Elam, 1997
46	Jason Elam, 1996
44	Rich Karlis, 1986
43	Jason Elam, 2005
42	Jason Elam, 2004
42	Jason Elam, 2002
41	Jason Elam, 1993
41	Rich Karlis, 1985

##### Game

7	Elam, vs. Philadelphia, 10/30/05
6	Elam, vs. Kansas City, 12/7/03
6	Elam, vs. Dallas, 9/13/98
6	Elam, vs. Baltimore, 10/20/96
6	Treadwell, vs. Cincinnati, 9/1/91
6	Karlis, vs. Minnesota, 11/18/84
6	Steinfort, vs. San Diego, 9/27/81
6	Turner, New England, 11/11/79
6	Turner, vs. Tampa Bay, 11/7/76
6	Turner, at Houston, 10/14/73
6	Turner, vs. New England, 12/17/72

#### Most PATs Made by a Rookie

##### Season

41	Jason Elam, 1993
39	David Treadwell, 1989
33	Gene Mingo, 1960
30	Bobby Howfield, 1968

#### Highest PAT Percentage

##### Career (min. 30 attempts)

*.995	Jason Elam, 1993-2007 (601-604)
.983	Gary Kroner, 1965-67 (57-58)
.979	Bobby Howfield, 1968-70 (93-95)
.971	Fred Steinfort, 1979-81 (68-70)
.971	David Treadwell, 1989-92 (132-136)
.961	Rich Karlis, 1982-88 (244-254)
.952	Gene Mingo, 1960-64 (120-126)
.940	Jim Turner, 1971-79 (283-301)

\* - NFL Record



## INDIVIDUAL / TEAM RECORDS — KICKING / MISCELLANEOUS

### HIGHEST PAT PERCENTAGE, CONT.

#### Season (min. 14 attempts)

1.000 22 times (last: Jason Elam, 2007 (33-33))

#### MOST CONSECUTIVE PATS MADE

\*371 Jason Elam (9th gm. in '93 - 11th '02)  
131 Jason Elam (11th gm. in '02 - 13th '05)  
82 Rich Karlis (5th gm. '86 - 9th '88)  
82 Jim Turner (1st gm. '71 - 9th '73)

\* - NFL Record

#### MOST FIELD GOALS ATTEMPTED

##### Career

490 Jason Elam, 1993-2007  
232 Jim Turner, 1971-79  
193 Rich Karlis, 1982-88  
127 David Treadwell, 1989-92  
119 Gene Mingo, 1960-64  
79 Bobby Howfield, 1968-70  
64 Fred Steinfort, 1979-81  
56 Gary Kroner, 1965-67

##### Season

39 Gene Mingo, 1962  
38 Jason Elam, 1995  
38 Rich Karlis, 1985  
38 Jim Turner, 1971  
37 Jason Elam, 1994  
36 6 times (last: Jason Elam, 2002)

##### Game

7 Karlis, at San Diego, 10/2/88  
7 Mingo, vs. San Diego, 10/6/63  
6 Elam, at Kansas City, 11/16/97  
6 Elam, vs. Buffalo, 9/3/95  
6 Steinfort, vs. Oakland, 9/6/81  
6 Kroner, vs. Houston, 10/2/66  
6 Guesman, vs. Oakland, 11/29/64  
5 17 times (last: Elam, vs. Miami, 10/13/02)

#### MOST FIELD GOALS MADE

##### Career

395 Jason Elam, 1993-2007  
151 Jim Turner, 1971-79  
137 Rich Karlis, 1982-88  
99 David Treadwell, 1989-92  
72 Gene Mingo, 1960-64  
43 Fred Steinfort, 1979-81  
40 Bobby Howfield, 1968-70  
29 Gary Kroner, 1965-67

##### Season

31 Jason Elam, 2001  
31 Jason Elam, 1995  
30 Jason Elam, 1994  
29 Jason Elam, 2004  
29 Jason Elam, 1999  
27 Jason Elam, 2007  
27 Jason Elam, 2006  
27 Jason Elam, 2003  
27 David Treadwell, 1991  
27 David Treadwell, 1989  
27 Gene Mingo, 1962

##### Game

5 Elam, vs. Miami, 10/13/02  
5 Elam, at Kansas City, 11/16/97  
5 Elam, vs. Buffalo, 9/3/95  
5 Karlis, vs. Seattle, 11/20/83  
5 Mingo, vs. San Diego, 10/6/63  
4 23 times (last: Elam, vs. Indianapolis, 1/2/05)

#### MOST FIELD GOALS MADE BY A ROOKIE

##### Season

27 David Treadwell, 1989  
26 Jason Elam, 1993  
18 Gene Mingo, 1960  
9 Bobby Howfield, 1968

##### Game

4 Elam, at N.Y. Jets, 9/5/93  
4 Treadwell, at Buffalo, 9/18/89

### HIGHEST FIELD GOAL PERCENTAGE

#### Career (min. 20 attempts)

.806 Jason Elam, 1993-2007 (395-490)  
.780 David Treadwell, 1989-92 (99-127)  
.710 Rich Karlis, 1982-88 (137-193)  
.672 Fred Steinfort, 1979-81 (43-64)  
.651 Jim Turner, 1971-79 (151-232)  
.605 Gene Mingo, 1960-64 (72-119)  
.518 Gary Kroner, 1965-67 (29-56)  
.506 Bobby Howfield, 1968-70 (40-79)

#### Season (min. 10 attempts)

.931 Jason Elam, 2006 (27-29)  
.871 Jason Elam, 2007 (27-31)  
.871 Jason Elam, 2003 (27-31)  
.861 Jason Elam, 2001 (31-36)  
.853 Jason Elam, 2004 (29-34)  
.852 Jason Elam, 1998 (23-27)  
.846 Rich Karlis, 1982 (11-13)  
.840 Rich Karlis, 1983 (21-25)  
.833 David Treadwell, 1992 (20-24)  
.818 David Treadwell, 1989 (27-33)

#### HIGHEST FIELD GOAL PERCENTAGE BY A ROOKIE

##### Season (min. 20 attempts)

.818 David Treadwell, 1989 (27-33)  
.743 Jason Elam, 1993 (26-35)  
.640 Gene Mingo, 1960 (18-28)  
.500 Bobby Howfield, 1968 (9-18)

#### LONGEST FIELD GOALS

\*63 Jason Elam, vs. Jacksonville, 10/25/98  
57 Fred Steinfort, vs. Washington, 10/13/80  
56 Jason Elam, at Houston, 11/26/95  
55 Jason Elam, vs. Miami, 10/13/02  
55 Jason Elam, at San Diego, 11/7/99  
55 Fred Steinfort, at Seattle, 12/21/80  
55 Fred Steinfort, vs. Dallas, 9/14/80  
54 Jason Elam, vs. Arizona, 12/29/02  
54 Jason Elam, at San Diego, 12/1/02  
54 Jason Elam, at San Diego, 10/23/94  
54 Jason Elam, vs. San Diego, 9/12/93  
\* - NFL record (tie)

#### MOST CONSECUTIVE GAMES WITH FIELD GOAL

18 Jason Elam (1st in '06 - 2nd in '07)  
16 Jason Elam (12th in '02 - 11th in '03)  
15 Rich Karlis (13th in '84 - 11th in '85)  
13 Jason Elam (6th in '01 - 2nd in '02)

#### MOST CONSECUTIVE FIELD GOALS MADE

19 Jason Elam (last 17 in '06 - first 2 in '07)  
19 Jason Elam (last 1 in '97 - first 18 in '98)  
15 Jason Elam (last 15 in '07)  
13 Rich Karlis (last 4 in '84 - first 9 in '85)

#### MOST CONSECUTIVE GAMES SCORING

236 Jason Elam, 1993-2007  
69 Rich Karlis, 1984-88

## WINNING TRADITION

#### SUPER BOWL WINS

2 1997 (XXXII), 1998 (XXXIII)

#### AMERICAN FOOTBALL CONFERENCE CHAMPIONSHIPS

6 1977, 1986, 1987, 1989, 1997, 1998

#### AFC WESTERN DIVISION TITLES

10 1977, 1978, 1984, 1986, 1987, 1989, 1991, 1996, 1998, 2005

#### PLAYOFF BERTHS

17 1977, 1978, 1979, 1983, 1984, 1986, 1987, 1989, 1991, 1993, 1996, 1997, 1998, 2000, 2003, 2004, 2005

#### WINNING SEASONS

24 1973, 1974, 1976, 1977, 1978, 1979, 1981, 1983, 1984, 1985, 1986, 1987, 1989, 1991, 1993, 1996, 1997, 1998, 2000, 2002, 2003, 2004, 2005, 2006

## TEAM RECORDS — STREAKS

## STREAKS

#### MOST WINS, ONE SEASON

14 1998  
13 2005  
13 1996  
13 1984  
12 1997  
12 1991  
12 1977  
11 2000  
11 1989  
11 1986  
11 1985

#### MOST CONSECUTIVE WINS

14 1997-98 (last one of '97, first 13 of '98)  
10 1984 (games 3-12)  
9 1996 (games 5-13)  
8 1985-1986 (last two of '85, first 6 of '86)  
8 1976-1977 (last two of '76, first 6 of '77)  
6 2000 (games 9-14)  
6 1997 (games 1-6)  
6 1991-92 (last four of '91, first 2 of '92)  
6 1977 (games 1-6)

#### MOST CONSECUTIVE GAMES WITHOUT LOSS

14 1997-98 (last one of '97, first 13 of '98)  
10 1984 (games 3-12)  
9 1996 (games 5-13)  
8 1985-86 (last two of '85, first six of '86)  
8 1976-77 (last two of '76, first six of '77)  
7 1973 (games 5-11)  
6 2000 (games 9-14)  
6 1997 (games 1-6)  
6 1991-92 (last four of '91, first two of '92)  
6 1977 (games 1-6)

#### MOST CONSECUTIVE LOSSES

11 11/3/63 through 10/4/64  
9 9/10/67 through 11/12/67  
7 11/21/65 through 9/25/66  
7 11/11/62 through 9/14/63  
7 10/29/61 through 12/10/61

#### MOST CONSECUTIVE GAMES WITHOUT WIN

14 10/13/63 through 10/4/64  
9 9/10/67 through 11/12/67  
8 11/29/70 through 10/10/71  
8 10/30/60 through 12/17/60  
7 11/11/62 through 9/14/63  
7 10/29/61 through 12/10/61

#### MOST CONSECUTIVE HOME WINS

24 9/1/96 through 12/27/98  
13 12/12/04 through 10/15/06  
12 10/16/83 through 11/18/84  
9 10/16/88 through 10/15/89  
8 12/1/91 through 11/15/92  
8 9/6/81 through 12/13/81  
7 12/16/90 through 11/3/91  
7 11/6/77 through 10/16/78  
6 10/15/00 through 9/10/01  
6 10/12/87 through 12/27/87  
6 11/7/76 through 10/9/77

#### MOST CONSECUTIVE HOME LOSSES

7 9/24/67 through 9/29/68  
6 10/13/63 through 10/4/64  
5 11/21/82 through 9/25/83  
5 11/7/65 through 9/25/66  
5 10/28/62 through 9/7/63

#### MOST CONSECUTIVE HOME GAMES WITHOUT WIN

7 11/1/70 through 10/10/71  
7 9/24/67 through 9/29/68  
6 10/13/63 through 10/4/64  
5 11/21/82 through 9/25/83  
5 11/7/65 through 9/25/66  
5 10/28/62 through 9/7/63

### MOST CONSECUTIVE ROAD WINS

7 12/12/76 through 12/4/77  
6 9/20/98 through 11/29/98  
5 12/1/85 through 10/12/86  
5 9/16/84 through 11/1/84  
4 9/24/06 through 11/12/06  
4 9/29/96 through 11/24/96

### MOST CONSECUTIVE ROAD LOSSES

12 11/9/63 through 9/11/65  
6 10/12/92 through 12/27/92  
6 11/4/90 through 9/8/91  
6 12/11/66 through 10/29/67  
6 12/5/65 through 10/30/66  
6 9/16/61 through 12/10/61

### MOST CONSECUTIVE ROAD GAMES WITHOUT WIN

17 12/2/62 through 9/11/65  
6 10/12/92 through 12/27/92  
6 11/4/90 through 9/8/91  
6 12/11/66 through 10/29/67  
6 12/5/65 through 10/30/66  
6 9/16/61 through 12/10/61

### MOST CONSECUTIVE POSTSEASON WINS

7 12/27/97 through 1/31/99  
2 1/7/90 through 1/14/90  
2 1/10/88 through 1/17/88  
2 1/4/87 through 1/11/87  
2 12/24/77 through 1/1/78

### MOST CONSECUTIVE POSTSEASON LOSSES

5 1/15/78 through 12/30/84  
3 12/31/00 through 1/9/05  
3 1/12/92 through 1/4/97

### MOST CONSECUTIVE POSTSEASON HOME WINS

6 1/4/87 through 1/4/92  
4 12/27/97 through 1/14/06

### MOST CONSECUTIVE POSTSEASON HOME LOSSES

1 3 times (last: vs. Pittsburgh, 1/22/06)

### MOST CONSECUTIVE POSTSEASON ROAD WINS

2 1/4/98 through 1/11/98

### MOST CONSECUTIVE POSTSEASON ROAD LOSSES

3 12/31/00 through 1/9/05  
3 12/30/78 through 12/24/83

### MOST CONSECUTIVE PRESEASON WINS

9 8/22/81 through 8/20/83  
7 8/14/76 through 8/20/77  
6 9/4/99 through 8/11/01

### MOST CONSECUTIVE PRESEASON LOSSES

6 8/17/68 through 8/16/69  
6 8/5/60 through 8/12/61  
5 8/25/61 through 8/18/62  
5 8/21/65 through 8/12/66

### MOST CONSECUTIVE PRESEASON HOME WINS

10 7/26/97 through 8/31/01  
6 8/22/81 through 8/20/83

### MOST CONSECUTIVE PRESEASON HOME LOSSES

4 8/7/65 through 8/28/66  
3 8/17/68 through 8/16/69

### MOST CONSECUTIVE PRESEASON ROAD WINS

4 8/10/02 through 8/16/03  
4 9/2/77 through 8/19/78

### MOST CONSECUTIVE PRESEASON ROAD LOSSES

7 8/25/90 through 8/16/93  
6 8/5/60 through 8/12/61  
6 8/30/68 through 8/29/70

## TEAM RECORDS — SCORING / KICKING / OFFENSE

### SCORING

#### MOST POINTS SCORED

Season	
501	1998
485	2000
472	1997
395	2005
392	2002
391	1996
388	1995
381	2004, 2003
380	1985

#### Game

50	vs. San Diego, 10/6/63
49	vs. Philadelphia, 10/30/05
48	vs. Tampa Bay, 11/7/76
48	at Houston, 10/14/73
46	vs. N.Y. Jets, 9/19/76
45	vs. Kansas City, 12/7/03
45	vs. Baltimore, 10/20/96
45	vs. Cincinnati, 9/1/91
45	vs. New England, 11/11/79
45	vs. New England, 12/17/72
45	vs. N.Y. Titans, 11/22/62

#### LARGEST MARGIN OF VICTORY

43	vs. N.Y. Jets, 9/19/76 (46-3)
37	at Phoenix, 12/16/89 (37-0)
37	vs. Oakland, 10/5/62 (44-7)
35	vs. San Diego, 12/21/97 (38-3)
35	vs. New England, 11/11/79 (45-10)
35	vs. Tampa Bay, 11/7/76 (48-13)
34	vs. Kansas City, 12/9/07 (41-7)
34	vs. Cleveland, 10/15/00 (44-10)
34	vs. Carolina, 11/9/97 (34-0)
34	at New England, 10/8/95 (37-3)
34	vs. Detroit, 11/1/87 (34-0)

#### MOST POINTS, ONE HALF

38	vs. Seattle, 11/26/89 (first)
38	vs. New England, 11/11/79 (first)
38	vs. Tampa Bay, 11/7/76 (second)
35	vs. Philadelphia, 10/4/98 (first)
35	vs. Dallas, 9/13/98 (first)
35	vs. Minnesota, 11/18/84 (first)
34	vs. Atlanta, 9/10/00 (first)
33	vs. San Diego, 10/6/63 (second)
32	vs. N.Y. Titans, 11/22/62 (second)
31	vs. N.Y. Jets, 9/1/96 (first)
31	vs. Kansas City, 11/16/86 (first)

#### MOST POINTS, ONE QUARTER

28	vs. Philadelphia, 10/4/98 (first)
26	at N.Y. Jets, 12/3/67 (second)
24	vs. Jacksonville, 10/25/98 (second)
24	vs. San Diego, 12/21/97 (second)
24	vs. N.Y. Jets, 9/1/96 (second)
24	vs. Washington, 9/17/95 (second)
24	vs. Seattle, 11/26/89 (second)
24	vs. New England, 11/11/79 (first)
24	vs. Tampa Bay, 11/7/76 (fourth)
24	vs. San Diego, 10/6/63 (fourth)
24	vs. Buffalo, 11/27/60 (fourth)

#### MOST TOUCHDOWNS SCORED

Season	
62	1998
58	2000
55	1997
47	1996
46	2005
45	2002, 1987, 1986, 1985
42	2004, 2003, 1995, 1993, 1984

#### Game

7	vs. Philadelphia, 10/30/05
6	14 times (last: vs. Kansas City, 12/7/03)

#### FEWEST POINTS SCORED

##### Season

148	1982 (players' strike; nine-game season)
196	1966
203	1971
240	1964
251	1961
253	1970
254	1975
255	1968
256	1967
262	1992

##### Game (times Denver shut out: 9)

0	at L.A. Raiders (24-0), 11/22/92
0	at Philadelphia (30-0), 9/20/92
0	at New Orleans (42-0), 11/20/88
0	at Chicago (27-0), 9/9/84
0	at San Diego (23-0), 10/8/78
0	at San Diego (17-0), 12/15/74
0	at Kansas City (16-0), 12/6/70
0	at Oakland (51-0), 9/10/67
0	at San Diego (37-0), 10/29/61

#### LARGEST MARGIN OF DEFEAT

52	vs. Kansas City, 9/7/63 (59-7)
51	at Oakland, 9/10/67 (51-0)
46	vs. Kansas City, 10/23/66 (56-10)
43	at Kansas City, 10/29/67 (52-9)
42	at New Orleans, 11/20/88 (42-0)
41	vs. Houston, 11/5/61 (55-14)

### KICKING

#### MOST FIELD GOALS MADE

##### Season

31	2001
31	1995
30	1994
29	2004, 1999
28	2003, 1997
27	2007, 2006, 1991, 1989, 1962

##### Game

5	vs. Miami, 10/13/02
5	at Kansas City, 11/16/97
5	vs. Buffalo, 9/3/95
5	vs. Seattle, 11/20/83
4	24 times (last: vs. Indianapolis, 1/2/05)

#### HIGHEST PERCENTAGE ON PAT ATTEMPTS

1.000	18 times (last: 2007, 33 of 33)
-------	---------------------------------

### TOTAL OFFENSE

#### MOST TOTAL PLAYS

##### Season

1,152	1985
1,115	2000
1,092	1996
1,077	1988
1,071	1989
1,070	2004
1,070	1987
1,068	1997
1,062	1981
1,060	1993

##### Game

95	at Green Bay (at Milwaukee), 9/20/87 (OT)
88	at Seattle, 10/29/78 (OT)
86	at Chicago, 12/12/76
86	vs. San Diego, 11/30/75 (OT)
84	vs. Oakland, 10/16/95
84	at Kansas City, 12/4/94 (OT)
84	at L.A. Raiders, 10/28/84 (OT)
84	vs. Boston, 12/3/61
83	vs. San Diego, 11/19/00: at Phoenix, 12/16/89; at Seattle, 12/8/79; at Houston, 12/20/64; at Houston, 11/20/60

## TEAM RECORDS — OFFENSE / RUSHING

#### MOST YARDS TOTAL OFFENSE

##### Season

6,554	2000 (2,311 rush/4,243 pass)
6,332	2004 (2,333/3,999)
6,092	1998 (2,468/3,624)
6,090	2002 (2,266/3,824)
6,040	1995 (1,995/4,045)
5,872	1997 (2,378/3,494)
5,791	1996 (2,362/3,429)
5,766	2005 (2,539/3,227)
5,624	1987 (1,970/3,654)
5,598	2003 (2,629/2,969)

##### Game

567	vs. Atlanta, 10/31/04 (68 rush/499 pass)
564	vs. Philadelphia, 10/30/05 (255/309)
548	vs. Baltimore, 10/20/96 (222/326)
543	vs. N.Y. Jets, 9/19/76 (251/292)
538	at Seattle, 11/26/00 (301/237)
536	vs. San Diego, 11/19/00 (93/433)
532	vs. Kansas City, 11/18/74 (73/459)
522	at San Diego, 11/29/87 (175/347)
515	vs. Dallas, 9/13/98 (209/306)
514	vs. Green Bay, 10/17/99 (151/363)

#### HIGHEST AVERAGE GAIN PER PLAY

##### Season

5.92	2004 (1,070-6,332)
5.88	2000 (1,115-6,554)
5.85	1998 (1,041-6,092)
5.76	2002 (1,057-6,090)
5.70	1995 (1,060-6,040)
5.68	2007 (976-5,541)
5.60	2005 (1,030-5,766)
5.50	1997 (1,068-5,872)
5.38	1972 (831-4,472)
5.35	2003 (1,047-5,598)

##### Game

9.53	vs. Dallas, 9/13/98 (54-515)
8.33	vs. Kansas City, 12/7/03 (61-508)
7.83	vs. Philadelphia, 10/30/05 (72-564)
7.77	vs. New England, 12/17/72 (62-482)
7.76	vs. Arizona, 12/29/02 (58-450)
7.73	vs. Kansas City, 9/21/75 (55-425)
7.66	vs. Atlanta, 10/31/04 (74-567)
7.66	vs. Arizona, 11/5/95 (53-406)

#### FEWEST YARDS TOTAL OFFENSE

##### Season

2,837	1982 (players' strike; nine-game season) (1,018 rush/1,819 pass)
2,947	1967 (1,265/1,682)
3,168	1966 (1,173/1,995)
3,332	1964 (1,311/2,021)
3,811	1961 (1,091/2,720)
3,827	1970 (1,802/2,025)
3,906	1977 (2,043/1,863)
3,971	1968 (1,614/2,357)
3,995	1963 (1,508/2,487)
4,136	1976 (1,932/2,204)

##### Game

-5	at Oakland, 9/10/67 (48 rush/-53 pass)
26	at Houston, 9/3/66 (33/-7)
82	at Philadelphia, 9/20/92 (52/30)
128	at Washington, 10/12/92 (26/102)
130	at Chicago, 9/9/84 (53/77)
131	vs. Buffalo, 12/13/64 (47/84)
132	vs. Boston, 10/4/64 (53/79)
139	at Pittsburgh, 9/4/83 (138/1)
148	at Kansas City, 12/6/70 (76/72)
152	vs. Oakland, 9/3/78 (144/8)

### RUSHING

#### MOST RUSHES

##### Season

601	1978
554	1989
543	2003
542	2005
534	2004
525	1998
525	1996
525	1979
523	1977
520	1997

##### Game

60	vs. San Diego, 11/30/75 (OT)
59	at Kansas City, 9/24/78 (OT)
59	at Chicago, 12/12/76
57	at Seattle, 10/29/78 (OT)
57	at Cleveland, 10/24/71
55	vs. San Diego, 10/17/71
54	at Indianapolis, 12/21/03
53	at Kansas City, 11/20/77
51	at Oakland, 10/17/04
51	vs. Green Bay, 10/17/99

#### MOST YARDS RUSHING

##### Season

2,629	2003
2,539	2005
2,468	1998
2,451	1978
2,378	1997
2,362	1996
2,333	2004
2,311	2000
2,266	2002
2,157	1974

##### Game

356	at Chicago, 12/12/76
328	vs. San Diego, 11/30/75 (OT)
301	at Seattle, 11/26/00
292	at Oakland, 11/24/74
283	at New Orleans, 12/3/00
280	at Cleveland, 10/24/71
278	at Seattle, 10/29/78 (OT)
272	at Cincinnati, 10/19/69
270	vs. Kansas City, 12/7/03
260	vs. Seattle, 12/19/99 (OT)

#### HIGHEST AVERAGE GAIN PER RUSH

##### Season

4.96	2002 (457-2,266)
4.84	2003 (543-2,629)
4.70	1998 (525-2,468)
4.68	2005 (542-2,539)
4.57	1997 (520-2,378)
4.56	2007 (429-1,957)
4.53	1995 (440-1,995)
4.50	1996 (525-2,362)
4.50	1972 (409-1,838)
4.48	2000 (516-2,311)

##### Game (min. 10 rushes)

9.52	vs. Chicago, 11/23/03 (21-200)
8.44	vs. Kansas City, 12/7/03 (32-270)
8.09	vs. Arizona, 12/29/02 (32-259)
7.88	vs. Seattle, 12/19/99 (33-260) (OT)
7.73	vs. Houston, 10/18/92 (22-170)
7.66	vs. Cincinnati, 9/21/97 (29-222)
7.63	at N.Y. Giants, 11/5/72 (24-183)
7.34	at Seattle, 11/26/00 (41-301)
7.20	at Dallas, 11/24/05 (20-144) (OT)
7.17	vs. San Diego, 9/4/94 (18-129)

## TEAM RECORDS — RUSHING / PASSING

### MOST RUSHING TOUCHDOWNS

Season	
26	1998
25	2005
21	2002
21	2000
20	2003
20	1996
20	1985
20	1974
19	1994
19	1990

Game	
5	vs. Kansas City, 12/7/03
4	7 times (last: vs. San Francisco, 12/23/00)

### FEWEST YARDS RUSHING

Season	
1,018	1982 (players' strike; nine-game season)
1,091	1961
1,173	1966
1,195	1960
1,265	1967
1,298	1962
1,311	1964
1,470	1994
1,500	1992
1,508	1963

Game	
13	at Oakland, 10/22/72
20	at Dallas, 12/10/61
26	at Washington, 10/12/92
27	at Buffalo, 9/15/62
28	vs New England, 11/4/84
28	vs Kansas City, 10/23/66
29	vs Oakland, 11/28/63
33	at L.A. Raiders, 9/8/91
33	at Houston, 12/2/62
34	at San Diego, 11/23/69

## PASSING

### MOST PASS ATTEMPTS

Season	
626	1994
617	1985
594	1995
581	1988
569	2000
568	1961
559	1962
554	2002
554	1999
553	1993

Game	
59	at Green Bay, 10/10/93
58	vs. San Diego, 11/19/00
56	at L.A. Raiders, 12/26/82
56	at Boston, 9/21/62
56	at Buffalo, 9/15/62
55	vs. Atlanta, 10/31/04
55	at Houston, 12/20/64
54	at Baltimore, 9/30/02
54	at N.Y. Titans, 9/24/61
54	vs. Houston, 11/6/60

### MOST COMPLETIONS

Season	
388	1994
359	2002
354	2000
350	1995
350	1993
329	1985
327	1996
326	2007
324	1988
319	1999

Game	
36	vs. San Diego, 11/19/00
36	vs. San Diego, 9/4/94
35	at Baltimore, 9/30/02
35	at Houston, 12/20/64
34	vs. Oakland, 11/11/02
33	at Green Bay, 10/10/93
32	at Detroit, 11/4/07
32	vs. San Diego, 10/6/96
32	vs. Kansas City, 11/18/74
31	vs. Atlanta, 10/31/04
31	vs. New England, 10/1/00
31	vs. Houston, 11/6/60

### HIGHEST COMPLETION PERCENTAGE

Season	
.648	2002 (359-554)
.633	2007 (326-515)
.633	1993 (350-553)
.622	2000 (354-569)
.620	1994 (388-626)
.611	2001 (312-511)
.610	1996 (327-536)
.600	2005 (279-465)
.596	1981 (289-485)
.591	1998 (290-491)

Game (min. 10 attempts)	
.917	at L.A. Raiders, 11/2/86 (11-12)
.875	vs. San Diego, 9/27/81 (21-24)
.870	vs. Kansas City, 12/10/78 (20-23)
.824	at Indianapolis, 12/21/03 (14-17)
.808	at Tennessee, 12/25/04 (21-26)
.783	at New England, 10/27/02 (18-23)
.783	vs. San Diego, 9/4/94 (36-46)
.783	vs. Minnesota, 11/18/84 (18-23)
.780	vs. San Diego, 10/6/96 (32-41)

### MOST YARDS PASSING (NET YARDS)

Season	
4,243	2000
4,045	1995
4,017	1994
3,999	2004
3,824	2002
3,768	1993
3,691	1988
3,654	1987
3,645	1985
3,624	1998

Game	
499	vs. Atlanta, 10/31/04
459	vs. Kansas City, 11/18/74
443	vs. San Diego, 11/19/00
431	vs. Oakland, 12/14/80
428	at Buffalo, 9/15/62
396	at Oakland, 10/22/72
385	at Seattle, 12/20/85
384	vs. San Diego, 9/7/62
383	vs. Kansas City, 12/6/98
366	at Kansas City, 10/20/02 (OT)

### FEWEST YARDS PASSING (NET YARDS)

Season	
1,682	1967
1,819	1982 (players' strike; nine-game season)
1,863	1977
1,995	1966
2,021	1964
2,025	1970
2,065	1971
2,204	1976
2,328	1974
2,357	1968

## TEAM RECORDS — PASSING

### FEWEST YARDS PASSING (NET YARDS), CONT.

Game	
-53	at Oakland, 9/10/67
-7	at Houston, 9/3/66
1	at Pittsburgh, 9/4/83
6	vs. N.Y. Jets, 11/15/64
8	vs. Oakland, 9/3/78
8	vs. San Diego, 11/30/75 (OT)
18	at N.Y. Jets, 12/3/67
20	at Houston, 11/14/65
30	at Philadelphia, 9/20/92
33	vs. San Diego, 10/7/79

### MOST TOUCHDOWN PASSES THROWN

Season	
32	1998
28	2000
27	2004
27	1997
27	1995
27	1993
27	1981
26	2001
26	1996
24	1988, 1987, 1963, 1960

Game	
5	vs. San Diego, 11/19/00
5	vs. Minnesota, 11/18/84
5	vs. Buffalo, 10/28/62
4	23 times (last: vs. Kansas City, 12/9/07)

### MOST INTERCEPTIONS THROWN

Season	
45	1961
40	1962
35	1960
34	1975
32	1964
30	1966
30	1965
29	1992
29	1963
28	1970

Game	
8	at Houston, 12/2/62
6	vs. San Diego, 9/21/80
6	vs. San Diego, 11/30/75 (OT)
6	at San Diego, 9/24/72
6	vs. Buffalo, 11/19/61
6	at Houston, 11/26/61
6	at Green Bay (at Milwaukee), 9/26/71
5	16 times (last: vs. N.Y. Jets, 10/3/99)

### BEST INTERCEPTION AVOIDANCE PERCENTAGE

Season	
.015	2005 (7-465)
.018	1993 (10-553)
.021	1994 (13-626)
.021	2000 (12-569)
.021	1997 (11-513)
.024	1995 (14-594)
.026	1991 (12-459)
.029	1998 (14-491)
.029	2007 (15-515)
.029	1986 (16-549)

### HIGHEST AVERAGE GAIN PER ATTEMPT

Season	
8.23	1981 (485-3,992)
8.09	1974 (329-2,660)
7.85	2004 (521-4,089)
7.85	2000 (569-4,464)
7.76	1998 (491-3,808)
7.55	1972 (384-2,900)
7.47	2002 (554-4,139)

7.34	1993 (553-4,061)
7.31	1987 (530-3,874)
7.30	2007 (515-3,759)

### HIGHEST AVERAGE GAIN PER COMPLETION

Season	
15.79	1968 (179-2,826)
14.94	1976 (168-2,510)
14.77	1969 (192-2,835)
14.60	1967 (150-2,190)
14.46	1974 (184-2,660)
14.43	1972 (201-2,900)
14.18	1963 (217-3,076)
14.16	1966 (166-2,351)
13.90	1977 (163-2,265)
13.81	1981 (289-3,992)

### FEWEST TIMES DENVER PASSER SACKED

Season	
15	2004
22	1971
23	2005
24	1982 (players' strike; nine-game season)
24	1965
25	2003
25	1998
26	1995
27	1973
30	2000
30	1987

### MOST TIMES DENVER PASSER SACKED

Season	
63	1963
61	1981
61	1964
58	1967
55	1994
55	1983
52	1992
51	1969
50	1977
48	1978
48	1976

Game	
11	vs. Oakland, 11/5/67
11	vs. Buffalo, 12/13/64
10	at Oakland, 10/31/76
10	at Oakland, 12/8/75
9	at Chicago, 10/2/83
8	vs. Oakland, 10/30/77; vs. Kansas City, 10/1/72; vs. Boston, 10/4/64

### MOST YARDAGE LOST ON SACKS

Season	
590	1963
520	1964
508	1967
469	1968
461	1981
439	1983
402	1977
382	1992
366	1994
359	1975

Game	
95	vs. Oakland, 11/5/67
84	vs. Buffalo, 12/13/64
78	vs. Kansas City, 12/14/68
78	vs. Boston, 9/29/63
77	at Boston, 9/21/62
74	at Oakland, 12/8/75
72	at L.A. Raiders, 12/26/82
71	at Chicago, 10/2/83
67	vs. L.A. Raiders, 10/18/93
63	vs. Kansas City, 10/1/72



## TEAM RECORDS — FIRST DOWNS / PUNTING

### FIRST DOWNS

#### MOST FIRST DOWNS

Season	
383	2000
357	2002
351	2004
347	1998
346	1994
344	1995
340	1997
339	1985
338	1988
336	1996

#### Game

34	vs. San Diego, 11/19/00
34	vs. Kansas City, 11/18/74
32	at Cincinnati, 10/22/00
31	vs. Seattle, 12/27/98
31	vs. Seattle, 12/1/96
31	at San Diego, 11/29/87
31	vs. Houston, 10/6/85
31	vs. N.Y. Jets, 9/19/76
30	at Baltimore, 9/30/02
30	at Oakland, 12/24/95
30	vs. San Diego, 9/4/94

#### MOST FIRST DOWNS RUSHING

##### Season

145	2005
138	1997
135	1998
134	1996
133	2003
132	1987
130	1979
129	1978
127	2004
126	1990

##### Game

19	at Chicago, 12/12/76
19	vs. San Diego, 11/30/75 (OT)
18	vs. N.Y. Jets, 11/20/05
17	at Seattle, 10/29/78 (OT)
16	at Kansas City, 10/27/85
16	vs. N.Y. Giants, 10/26/80
16	at Kansas City, 9/24/78 (OT)
16	at Boston, 9/24/65
15	5 times (last: at New Orleans, 12/3/00)

#### MOST FIRST DOWNS PASSING

##### Season

223	2000
205	1995
202	1994
199	2002
196	1988
192	1985
187	2007
187	1993
186	1998
184	2004
184	1986

##### Game

25	vs. Kansas City, 11/24/74
24	vs. San Diego, 12/3/00
23	at Houston, 12/20/64
22	vs. Oakland, 12/14/80
21	vs. Atlanta, 10/31/04
20	at Buffalo, 9/15/62
19	vs. New England, 10/1/00
19	at Seattle, 12/20/85
19	at L.A. Raiders, 12/26/82
19	vs. San Diego, 9/27/81

#### MOST FIRST DOWNS BY PENALTY

##### Season

43	1994
41	1986
40	2004
39	2003
38	1983
36	2000
36	1988
35	1993
34	1985
34	1981

##### Game

11	vs. Houston, 10/6/85
7	at Kansas City, 9/19/99
7	at Kansas City, 11/16/98
7	vs. L.A. Raiders, 9/7/86
6	vs. Green Bay, 10/29/07 (OT)
6	vs. San Francisco, 12/23/00
6	at Kansas City, 11/16/97
6	vs. Houston, 9/7/64
5	19 times (last: at San Diego, 12/5/04)

#### FEWEST FIRST DOWNS

##### Season

170	1982 (players' strike; nine-game season)
171	1966
172	1967
207	1964
217	1971
217	1970
217	1968
219	1961
223	1977
230	1963

##### Game

0	at Houston, 9/3/66
3	at Oakland, 9/10/67
4	at Philadelphia, 9/20/92
7	at Washington, 10/12/92
7	at Kansas City, 12/6/70
7	vs. Buffalo, 12/13/64
8	6 times (last: at Tampa Bay, 9/26/99)

### PUNTING

#### MOST PUNTS

##### Season

105	1967
96	1984
96	1978
96	1968
94	1985
91	1977
89	1979
87	1983
87	1970
86	1986
86	1981

##### Game

12	at Buffalo, 10/25/81
12	vs. Cincinnati, 10/6/68
12	at Oakland, 9/10/67
11	at Seattle, 11/30/92 (OT)
11	vs. Seattle, 10/20/85 (OT)
10	7 times (last: at Baltimore, 9/11/83)

#### FEWEST PUNTS

##### Season

45	1982 (players' strike; nine-game season)
54	1995
55	2002
60	2007
60	1997
60	1990
60	1972
60	1962
62	2000
63	1975

## TEAM RECORDS — PUNTING / RETURNS

#### FEWEST PUNTS, CONT.

##### Game

0	vs. San Diego, 11/16/03
0	at Minnesota, 11/4/90
0	vs. Dallas, 10/8/61
1	18 times (last: at Arizona, 12/17/06)

#### HIGHEST PUNTING AVERAGE

##### Season

46.5	1999 (84-3,908)
46.2	1998 (67-3,097)
45.2	1966 (77-2,878)
45.1	1973 (69-3,114)
45.0	1982 (45-2,026)
	(players' strike; nine-game season)
44.9	1967 (105-4,713)
44.7	2001 (82-3,668)
44.4	1993 (68-3,017)
44.3	1963 (81-3,595)
43.9	1980 (70-3,075)

##### Game (min. 4 punts)

57.2	vs. L.A. Raiders, 9/26/88 (5-286) (OT)
56.6	vs. Seattle, 11/24/84 (5-283)
55.8	vs. San Diego, 12/16/90 (5-279)
55.0	at New England, 10/27/91 (5-275)
54.4	at Oakland, 9/20/98 (5-272)
54.3	at Arizona, 9/23/01 (4-217)
54.3	vs. Minnesota, 10/31/99 (4-217)
54.2	at Oakland, 10/10/99 (5-271)
53.8	vs. San Diego, 10/22/67 (8-430)
53.5	vs. N.Y. Jets, 11/17/63 (6-321)

#### LOWEST PUNTING AVERAGE

##### Season

35.1	1976 (84-2,945)
36.4	1978 (96-3,494)
37.3	1960 (70-2,610)
39.0	2002 (55-2,145)
39.2	1977 (91-3,563)
39.3	1986 (86-3,376)
39.4	1961 (80-3,149)
39.6	2000 (62-2,455)
39.9	1989 (80-3,188)
39.9	1975 (63-2,515)

#### HIGHEST NET PUNTING AVERAGE (SINCE 1976)

##### Season

38.5	1990 (60-2,313)
38.1	1997 (60-2,283)
38.0	2005 (73-2,771)
37.9	1988 (68-2,574)
37.8	1982 (45-1,699)
	(players' strike; nine-game season)
37.7	1992 (85-3,203)
37.6	1998 (67-2,516)
37.3	1995 (54-2,012)
37.1	1994 (76-2,823)
37.1	1993 (68-2,520)

##### Game (min. 4 punts)

52.8	vs. L.A. Raiders, 9/26/88 (5-264) (OT)
52.3	vs. San Diego, 11/11/01 (6-314)
52.3	at Houston, 12/4/77 (4-209)
51.2	vs. San Diego, 12/16/90 (5-256)
48.3	vs. San Francisco, 9/19/82 (6-290)
47.0	vs. Seattle, 11/25/84 (5-235)
46.9	vs. New England, 10/16/05 (7-328)
46.8	vs. Pittsburgh, 10/12/03 (6-281)
46.0	vs. St. Louis, 9/14/97 (4-184)
46.0	vs. San Diego, 11/9/86 (4-184)

### PUNT RETURNS

#### MOST PUNT RETURNS

##### Season

63	1970
58	1977
54	1999
53	1988
51	1981

51 1978

51 1976

49 1996

48 1987

48 1986

##### Game

8	vs. San Diego, 12/27/87
8	vs. Baltimore, 10/22/78
8	vs. San Diego, 11/30/75 (OT)
8	at Kansas City, 10/6/74
8	at Buffalo, 9/20/70
7	8 times (last: vs. Miami, 12/12/04)

#### MOST PUNT RETURN YARDS

##### Season

712	1977
640	1976
583	1996
582	1978
556	1970
555	1997
552	1986
486	1987
474	1974
470	1975

##### Game

168	vs. Carolina, 11/9/97
167	vs. Pittsburgh, 11/6/77
150	vs. San Diego, 12/27/88
128	vs. San Francisco, 9/19/82
126	at N.Y. Jets, 12/3/67
125	vs. Cleveland, 9/26/76
121	vs. St. Louis, 9/14/97
121	at Buffalo, 9/20/70
116	at Houston, 11/14/65
113	vs. N.Y. Jets, 11/17/63

#### HIGHEST PUNT RETURN AVERAGE

##### Season

14.5	1982 (21-305)
	(players' strike; nine-game season)
13.5	1997 (41-555)
13.5	1967 (26-351)
13.1	2001 (31-405)
12.9	1963 (30-387)
12.5	1976 (51-640)
12.3	1977 (58-712)
12.2	1969 (37-450)
11.9	1996 (49-583)
11.5	1995 (31-358)

#### MOST PUNT RETURN TOUCHDOWNS

##### Season

4	1976
3	1997
2	2003, 1986, 1982
1	14 times (last: 2007)

##### Game

2	vs. Carolina, 11/9/97
2	vs. Cleveland, 9/26/76
1	23 times (last: vs. Tennessee, 11/19/07)

### KICKOFF RETURNS

#### MOST KICKOFF RETURNS

##### Season

78	1963
76	1964
75	1994
71	1965
67	2001
67	1960
66	2000
66	1990
66	1961
63	1999

## TEAM RECORDS — KICK RETURNS / FUMBLES

### MOST KICKOFF RETURNS, CONT.

Game	
10	at Indianapolis, 10/31/88
10	vs. Boston, 10/4/64
10	at San Diego, 12/22/63
9	at Kansas City, 12/18/83
9	at Boston, 10/18/63
9	vs. Kansas City, 9/7/63

### MOST KICKOFF RETURN YARDS

Season	
1,801	1963
1,758	1964
1,731	1965
1,576	2001
1,558	1966
1,547	1960
1,523	1994
1,518	1967
1,501	1961
1,477	2000

Game	
295	vs. Boston, 10/4/64
289	vs. Kansas City, 9/7/63
238	at Kansas City, 10/8/63
219	at Indianapolis, 10/31/88
217	at San Diego, 10/29/61
215	at Houston, 9/3/66
215	at San Diego, 10/29/61

### HIGHEST KICKOFF RETURN AVERAGE

Season	
26.9	1966 (58-1,588)
25.3	1967 (60-1,518)
24.5	1975 (59-1,446)
24.4	1965 (71-1,731)
24.2	1998 (58-1,402)
23.9	1996 (50-1,195)
23.6	1969 (56-1,323)
23.5	2001 (67-1,576)
23.5	2002 (62-1,456)
23.4	1976 (46-1,075)

### MOST KICKOFF RETURN TOUCHDOWNS

Season	
3	1966
1	2000, 1998, 1972, 1963, 1961

Game	
1	8 times (last: vs. New England, 10/1/00)

## FUMBLES

### MOST BRONCOS FUMBLES

Season	
36	1984
36	1966
35	1979
34	1988
34	1983
34	1963
33	1999
33	1961
32	1960
31	1991

Game	
6	vs. Washington, 11/18/01
6	vs. Philadelphia, 10/29/89
6	vs. Cleveland, 10/19/75
6	at Boston, 11/6/66
6	vs. L.A. Chargers, 10/16/60
5	13 times (last: vs. Seattle, 12/3/06)

### MOST BRONCOS FUMBLES LOST

Season	
20	1961
19	1983
18	1994
18	1993

18	1981
18	1979
17	1987
17	1984
17	1982 (players' strike; nine-game season)
17	1978
17	1966
17	1960

### Game

5	vs. Cleveland, 10/19/75
5	vs. Chicago, 9/30/73
4	8 times (last: at Indianapolis, 10/31/88)

### FEWEST BRONCOS FUMBLES

#### Season

15	1969
17	1998
19	2005
21	2002
21	1973
23	2004
23	1976
23	1974
23	1970
24	2003, 2001, 1986, 1985, 1982

### FEWEST BRONCOS FUMBLES LOST

#### Season

6	2003
6	1998
7	2002
8	2001
8	1985
8	1969
8	1964
9	2005
9	2004
9	1973

### MOST OPPONENT FUMBLES

#### Season

46	1983
44	1984
43	1989
40	1964
37	1975
36	1990
36	1981
36	1971
35	1987, 1970, 1966

### Game

7	vs. Green Bay, 10/15/84
7	vs. Seattle, 11/20/83
7	at Oakland, 10/4/81
7	vs. Buffalo, 12/13/64
6	10 times (last: at Pittsburgh, 11/5/06)

### MOST OPPONENT FUMBLES RECOVERED

#### Season

24	1984
23	1981
22	1989
21	1964
20	1983
20	1971
20	1963
19	1987, 1979, 1962

### Game

6	at Buffalo, 12/2/79
5	vs. Seattle, 12/13/81
5	at Boston, 11/6/66
5	vs. Buffalo, 12/13/64
5	at Oakland, 10/14/62
4	11 times (last: at L.A. Raiders, 10/28/84) (OT)

## TEAM RECORDS — FUMBLES / TURNOVERS / PENALTIES

### FEWEST OPPONENT FUMBLES

#### Season

17	1982 (players' strike; nine-game season)
20	1995
22	1985
22	1974
23	2002
23	1988
23	1976
23	1967
24	2004
24	1994
24	1969
24	1968

### FEWEST OPPONENT FUMBLES RECOVERED

#### Season

7	1982 (players' strike; nine-game season)
8	2004
9	1996
10	1991
11	2003
11	1999
11	1998
11	1974
12	1985
12	1980
12	1972
12	1968

## TURNOVERS

### MOST TAKEAWAYS

#### Season

55	1984 (31 INT / 24 FUM)
53	1964 (32 INT / 21 FUM)
47	1987 (28 INT / 19 FUM)
47	1983 (27 INT / 20 FUM)
46	1981 (23 INT / 23 FUM)
46	1962 (27 INT / 19 FUM)
44	2000 (27 INT / 17 FUM)
44	1978 (31 INT / 13 FUM)
44	1960 (27 INT / 17 FUM)
43	1989 (21 INT / 22 FUM)

### Game

10	at Detroit, 10/7/84 (7 INT / 3 FUM)
----	-------------------------------------

### FEWEST TAKEAWAYS

#### Season

19	1982 (12 INT / 7 FUM) (players' strike; nine-game season)
20	2004 (12 INT / 8 FUM)
20	2003 (9 INT / 11 FUM)
21	1995 (8 INT / 13 FUM)
22	2002 (9 INT / 13 FUM)
22	1972 (10 INT / 12 FUM)
25	1990 (10 INT / 15 FUM)
26	1999 (15 INT / 11 FUM)
26	1994 (12 INT / 14 FUM)
28	1980 (16 INT / 12 FUM)
28	1969 (14 INT / 14 FUM)

### MOST GIVEAWAYS

#### Season

65	1961 (45 INT / 20 FUM)
54	1962 (40 INT / 14 FUM)
52	1960 (35 INT / 17 FUM)
48	1975 (34 INT / 14 FUM)
47	1966 (30 INT / 17 FUM)
46	1965 (30 INT / 16 FUM)
43	1992 (29 INT / 14 FUM)
43	1963 (28 INT / 15 FUM)
41	1983 (22 INT / 19 FUM)
41	1979 (23 INT / 18 FUM)
41	1970 (28 INT / 13 FUM)

\* - NFL Record

### Game

9	at Houston, 12/2/62 (8 INT / 1 FUM)
9	vs. Buffalo, 11/19/61 (6 INT / 3 FUM)

### FEWEST GIVEAWAYS

#### Season

16	2005 (7 INT / 9 FUM)
20	1998 (14 INT / 6 FUM)
21	1997 (11 INT / 10 FUM)
24	2003 (18 INT / 6 FUM)
25	2000 (12 INT / 13 FUM)
25	1991 (12 INT / 13 FUM)
27	2002 (20 INT / 7 FUM)
27	2001 (19 INT / 8 FUM)
27	1977 (12 INT / 15 FUM)
28	1999 (18 INT / 10 FUM)
28	1993 (10 INT / 18 FUM)

### CONSECUTIVE GAMES WITH A TAKEAWAY

36	1982-84 (2nd game '82 through 12th game '84)
----	--

### CONSECUTIVE GAMES WITHOUT A GIVEAWAY

*4	2005 (3rd through 6th)
----	------------------------

\* - ties NFL Record

### BEST TAKEAWAY RATIO

#### Season

+21	1984 (55/34)
+20	2005 (36/16)
+19	2000 (44/25)
+13	1964 (53/40)
+12	1977 (39/27)
+11	1989 (43/32)
+11	1987 (47/36)
+11	1967 (41/30)
+10	2001 (37/27)
+10	1998 (30/20)
+10	1997 (31/21)
+10	1978 (44/34)

### Game

+8	at Oakland, 10/16/77 (8/0)
----	----------------------------

### WORST TAKEAWAY RATIO

#### Season

-25	1961 (40/65)
-17	1982 (19/36)
-16	1975 (32/48)
-16	1966 (31/47)
-12	1992 (31/43)
-12	1972 (22/34)
-9	2004 (20/29)
-9	1995 (21/30)
-9	1980 (28/37)
-9	1970 (32/41)

### Game

-9	vs. Buffalo, 11/19/61 (0/9)
----	-----------------------------

## PENALTIES

### MOST PENALTIES

#### Season

132	1978
116	1997
116	1979
115	1998
114	1999
112	1993
109	1996
109	1995
108	1990
107	2003

### Game

15	vs. Tampa Bay, 11/7/76
14	at Kansas City, 9/20/93
14	vs. Oakland, 10/17/76
14	at N.Y. Jets, 10/28/73
13	at San Diego 9/24/95
13	at Green Bay, 10/10/93
13	at Seattle, 10/22/89 (OT)
13	at Seattle, 12/8/79

## TEAM RECORDS — PENALTIES / THIRD DOWNS / DEFENSE

### MOST YARDS PENALIZED

#### Season

1,092	1978
1,023	1998
1,006	1997
1,006	1979
986	1976
949	1996
922	2003
917	2001
910	1986
899	1980

#### Game

160	vs. Tampa Bay, 11/7/76
148	at Seattle, 10/14/01
146	at Kansas City, 12/16/01 (OT)
134	vs. Pittsburgh, 11/6/77
132	at Oakland, 10/17/76
130	vs. N.Y. Titans, 11/22/62
128	at Minnesota, 10/26/87
128	at Seattle, 12/8/79
124	vs. Cleveland, 12/14/03 (OT)
123	at N.Y. Jets, 10/28/73
123	at Oakland, 11/9/69

### FEWEST PENALTIES

#### Season

48	1967
54	1982 (players' strike; nine-game season)
54	1960
60	1961
64	1962
65	1963
66	1966
67	2006, 1971
69	1965

#### Game

0	vs. Kansas City, 9/17/06 (OT)
0	at Chicago, 12/18/93
0	vs. Kansas City, 12/16/67
1	15 times (last: at Arizona, 12/17/06)

### FEWEST YARDS PENALIZED

#### Season

478	2006
501	1960
512	1967
516	1982 (players' strike; nine-game season)
548	1963
560	1961
594	1989
610	2007
613	1962
632	1974

#### Game

0	vs. Kansas City, 9/17/06 (OT)
0	at Chicago, 12/18/93
0	vs. Kansas City, 12/17/67
0	at Boston, 9/21/62
5	at Arizona, 12/17/06
5	vs. Atlanta, 10/16/88
5	at Kansas City, 10/27/85
5	vs. Kansas City, 9/7/63
5	vs. Boston, 11/11/62
5	vs. Dallas, 10/30/60

### THIRD DOWNS (SINCE 1972)

#### MOST THIRD DOWN ATTEMPTS

#### Season

252	1985
-----	------

#### MOST THIRD DOWN CONVERSIONS

#### Season

112	1996
-----	------

#### HIGHEST THIRD DOWN PERCENTAGE

#### Season

.489	1996 (112-229)
------	----------------

## TOTAL DEFENSE

### FEWEST POINTS ALLOWED

#### Season

148	1977
198	1978
206	1976
226	1989
226	1982 (players' strike; nine-game season)
235	1991
241	1984
258	2005
262	1979
264	1970

#### Game (List of Denver Shutouts: 17)

Denver 24, N.Y. Jets 0, 11/20/05
Denver 34, Carolina 0, 11/9/97
Denver 27, Oakland 0, 10/16/95
Denver 12, at Cleveland 0, 9/27/92
Denver 37, at Phoenix 0, 12/16/89
Denver 12, at San Diego 0, 10/2/88
Denver 24, San Diego 0, 12/27/87
Denver 34, Detroit 0, 11/1/87
Denver 21, Kansas City 0, 10/23/84
Denver 17, at Oakland 0, 10/4/81
Denver 7, San Diego 0, 10/7/79
Denver 10, Cincinnati 0, 9/2/79
Denver 7, St. Louis 0, 9/18/77
Denver, 17, at San Diego 0, 11/14/76
Denver 26, San Diego 0, 10/3/76
Denver 27, Cleveland 0, 10/24/71
Denver 13, San Diego 0, 11/2/69

### FEWEST TOUCHDOWNS ALLOWED

#### Season

18	1977
21	1978
22	1991
25	1989
25	1982 (players' strike; nine-game season)
25	1976
26	1984
27	1993
28	1970
29	2006

### FEWEST FIELD GOALS ALLOWED

#### Season

8	1977
12	1976
13	1995
13	1961
14	2005
14	1998
14	1997
14	1987
14	1965
15	1981
15	1979
15	1967
15	1963

### FEWEST TOTAL PLAYS ALLOWED

#### Season

616	1982 (players' strike; nine-game season)
825	1971
838	1970
847	1963
850	1965
871	1966
872	1973
876	1972
899	1961
901	1975

## TEAM DEFENSIVE RECORDS — TOTAL / RUSHING

### FEWEST TOTAL PLAYS ALLOWED, CONT.

#### Game

37	at Indianapolis, 12/21/03
40	at Jacksonville, 9/19/04
40	vs. San Diego, 11/16/03
40	vs. San Diego, 10/6/63
42	vs. Green Bay, 12/30/90
42	vs. San Diego, 11/30/75 (OT)
43	vs. N.Y. Jets, 11/20/05
43	vs. Indianapolis, 1/2/05
44	at Oakland, 9/24/00
44	at Boston, 9/24/65
44	vs. Boston, 9/29/63

### FEWEST TOTAL YARDS ALLOWED

#### Season

3,169	1982 (935 rush/2,234 pass) (players' strike; nine-game season)
3,705	1970 (1,351/2,354)
3,734	1976 (1,709/2,025)
3,775	1977 (1,531/2,244)
3,819	1971 (1,834/1,985)
3,851	1972 (1,668/2,183)
4,006	1975 (1,974/2,032)
4,235	1973 (1,795/2,440)
4,297	1965 (1,337/2,960)
4,391	1974 (1,808/2,583)

#### Game

60	at Cleveland, 10/24/71 (24 rush/36 pass)
66	vs. Chicago, 12/5/71 (73/-7)
70	vs. San Diego, 11/2/69 (50/20)
92	vs. New England, 11/11/79 (58/34)
96	vs. San Diego, 11/16/03 (40/56)
101	at Phoenix, 12/16/89 (22/79)
121	vs. Kansas City, 10/4/70 (88/33)
123	vs. San Diego, 11/30/75 (59/64) (OT)
123	at Philadelphia, 10/31/71 (46/77)
128	vs. Indianapolis, 10/15/89 (44/84)
128	at San Diego, 11/14/76 (33/95)

### LOWEST AVERAGE YIELD PER PLAY

#### Season

4.01	1977 (931-3,775)
4.14	1976 (919-3,734)
4.38	1978 (1,016-4,448)
4.39	1972 (876-3,851)
4.42	1970 (838-3,705)
4.45	1975 (901-4,006)
4.51	1989 (977-4,407)
4.62	1971 (825-3,819)
4.65	1974 (945-4,391)
4.70	1979 (1,033-4,852)

#### Game

1.12	vs. Chicago, 12/5/71 (59-66)
1.25	vs. San Diego, 11/2/69 (56-70)
1.30	at Cleveland, 10/24/71 (46-60)
1.61	vs. New England, 11/11/79 (57-92)
2.06	at Phoenix, 12/16/89 (49-101)
2.16	vs. Kansas City, 10/4/70 (56-121)
2.25	at San Diego, 11/14/76 (57-128)
2.30	vs. Buffalo, 9/25/77 (56-129)

## RUSHING DEFENSE

### FEWEST RUSHES ALLOWED

#### Season

293	1982 (players' strike; nine-game season)
344	2005
344	2000
345	1996
356	1998
379	2003
379	2002
381	1997
384	1965
396	2004

### Game

8	vs. N.Y. Jets, 11/20/05
9	at New Orleans, 12/3/00
9	vs. Cleveland, 10/15/00
9	at New England, 11/17/96
10	at San Diego, 12/29/87
10	at San Diego, 10/12/86
11	at Jacksonville, 10/2/05
11	vs. Green Bay, 10/17/99
11	at N.Y. Jets, 12/3/67
12	at Indianapolis, 12/21/03
12	at Detroit, 12/25/99
12	vs. Kansas City, 10/27/96
12	at Phoenix, 12/16/89

### FEWEST RUSHING YARDS ALLOWED

#### Season

935	1982 (players' strike; nine-game season)
1,287	1998
1,331	1996
1,337	1965
1,351	1970
1,363	2005
1,418	1993
1,489	2002
1,492	2001
1,512	2004

#### Game

0	at Kansas City, 12/19/65
12	at Jacksonville, 10/2/05
16	vs. Kansas City, 12/9/07
17	at New England, 11/17/96
18	vs. Pittsburgh, 9/27/70
19	vs. N.Y. Jets, 11/20/05
20	at San Diego, 10/2/88
21	at New Orleans, 12/3/00
21	vs. Green Bay, 10/17/99
21	vs. Oakland, 10/16/95

### LOWEST AVERAGE YIELD PER RUSH

#### Season

3.19	1982 (293-935) (players' strike; nine-game season)
3.26	1977 (470-1,531)
3.30	1970 (409-1,351)
3.37	1979 (502-1,693)
3.45	1976 (496-1,709)
3.48	1965 (384-1,337)
3.57	1993 (397-1,418)
3.60	1978 (549-1,979)
3.62	1998 (356-1,287)
3.67	2001 (406-1,492)

#### Game (min. 10 rushes)

0.00	at Kansas City, 12/19/65 (20-0)
0.64	vs. Pittsburgh, 9/27/70 (28-18)
0.94	vs. Kansas City, 12/9/07 (17-16)
1.10	at Jacksonville, 10/2/05 (11-12)
1.29	at Miami, 12/21/98 (28-36)
1.47	vs. Cincinnati, 12/14/69 (19-28)
1.50	at San Diego, 11/14/76 (22-33)
1.54	at San Diego, 10/2/88 (13-20)
1.60	at Cleveland, 10/24/71 (15-24)
1.62	vs. Oakland, 10/16/95 (13-21)

### FEWEST RUSHING TOUCHDOWNS ALLOWED

#### Season

5	1996
5	1977
6	1993
7	1970
8	1998
8	1991
8	1982 (players' strike; nine-game season)
9	2001
10	7 times (last: 2005)



## TEAM DEFENSIVE RECORDS — PASSING

### PASSING DEFENSE

#### FEWEST PASS ATTEMPTS ALLOWED

Season	
307	1982 (players' strike; nine-game season)
348	1975
356	1971
379	1970
386	1960
387	1973
391	1976
396	1966
397	1972
426	1977, 1974

#### Game

10	at Kansas City, 9/24/78 (OT)
12	at Oakland, 10/19/97
12	at Kansas City, 10/18/81
13	at Minnesota, 11/4/90
14	at Cincinnati, 10/22/00
14	vs. N.Y. Giants, 11/15/92
14	vs. Oakland, 10/30/77
14	at New England, 11/28/76
14	at Kansas City, 11/27/69
14	at Houston, 11/20/60

#### FEWEST COMPLETIONS ALLOWED

Season	
150	1971
172	1982 (players' strike; nine-game season)
181	1975
189	1960
190	1966
191	1970
192	1966
194	1961
202	1973, 1965, 1962

#### Game

2	at Cincinnati, 10/22/00
2	at Chicago, 12/12/76
5	at Green Bay, 9/26/71
5	vs. Dallas, 10/8/61
6	4 times (last: at Minnesota, 11/4/90)
7	13 times (last: vs. Green Bay, 10/17/99)

#### LOWEST COMPLETION PCT. ALLOWED

Season	
.421	1971 (150-356)
.448	1961 (194-433)
.459	1965 (202-440)
.466	1967 (214-459)
.478	1962 (202-423)
.485	1966 (192-396)
.487	1960 (189-387)
.489	1964 (215-440)
.500	1963 (204-408)
.504	1970 (191-379)

#### Game (min. 10 attempts)

.118	at Chicago, 12/12/76 (2-17)
.143	at Cincinnati, 10/22/00 (2-14)
.226	vs. Chicago, 12/5/71 (7-31)
.259	at Cleveland, 10/24/71 (7-27)
.263	at Green Bay (at Milwaukee), 9/26/71 (5-19)
.275	vs. Chicago, 9/30/73 (8-22)
.281	vs. Seattle, 10/20/85 (9-32) (OT)
.286	vs. Buffalo, 12/13/64 (6-21)
.289	vs. N.Y. Jets, 11/15/64 (11-38)
.292	vs. L.A. Raiders, 9/6/92 (7-24)

#### FEWEST PASSING YARDS ALLOWED (NET YARDS)

Season	
1,985	1971
2,025	1976
2,032	1975
2,183	1972
2,234	1982 (players' strike; nine-game season)
2,244	1977
2,354	1970
2,440	1973
2,469	1978
2,515	1966

#### Game

-7	vs. Chicago, 12/5/71
14	at Cincinnati, 10/22/00
18	at Kansas City, 12/6/70
33	vs. Kansas City, 10/4/70
34	vs. New England, 11/11/79
36	at Cleveland, 10/24/71
39	vs. N.Y. Giants, 11/15/92
39	vs. Dallas, 10/8/61
48	vs. Baltimore, 9/20/81
50	vs. Seattle, 10/26/86

#### FEWEST TOUCHDOWN PASSES ALLOWED

Season	
8	1976
9	1978
11	1979
11	1977
12	1991
13	2006, 1989, 1981
14	1982 (players' strike; nine-game season), 1975, 1974

#### MOST OPPONENT PASSES INTERCEPTED

Season	
32	1964
31	1984, 1978
28	1987, 1967
27	2000, 1983, 1962
26	1961

#### Game

7	at Detroit, 10/7/84
7	at Oakland, 10/16/77
6	vs. Boston, 9/3/67
6	at Houston, 11/14/65
6	vs. N.Y. Jets, 11/15/64
6	at Buffalo, 9/18/60
5	10 times (last: vs. New England, 10/28/01)

#### HIGHEST PCT. OF OPPONENT PASSES INTERCEPTED

Season	
.073	1964 (32-440)
.071	1978 (31-438)
.065	1960 (27-387)
.064	1962 (27-423)
.061	1987 (28-456)
.061	1976 (24-391)
.061	1967 (28-459)
.060	1961 (26-433)
.059	1977 (25-426)
.057	1965 (25-440)

#### MOST YARDS ON INTERCEPTION RETURNS

Season	
510	1984
491	1977
483	1962
465	1965
459	1964
452	1976
439	1998
417	1960
413	1967
403	1987

#### Game

133	at Buffalo, 9/18/60
126	at Oakland, 11/13/05
123	at Oakland, 9/20/98
117	vs. Oakland, 10/5/62
111	vs. San Diego, 12/27/87
111	at Detroit, 10/7/84
110	vs. Kansas City, 10/9/77
108	vs. Dallas, 10/5/86
104	at Houston, 11/14/65
103	2 times (last: at Boston, 11/20/64)

#### MOST INTERCEPTIONS RETURNED FOR TOUCHDOWN

Season	
5	2000, 1997

#### Game

2	vs. Kansas City, 9/10/89
2	vs. Tampa Bay, 11/7/76
2	vs. Oakland, 10/5/62

## TEAM DEFENSIVE RECORDS — PASSING / SPECIAL TEAMS

### MOST SACKS

Season	
57	1984
52	1991
50	1999
50	1992
50	1970
49	1986
47	1998
47	1989
47	1985
46	1993

#### Game

10	at Cincinnati, 10/19/69
9	vs. N.Y. Jets, 9/1/96
9	vs. Chicago, 12/5/71
9	vs. Buffalo, 11/19/61
8	vs. Seattle, 12/20/92
8	vs. Seattle, 11/26/89
8	vs. N.Y. Jets, 11/15/64
8	vs. Oakland, 11/29/64
7	10 times (last: vs. Pittsburgh, 10/12/03)

#### MOST YARDS ON SACKS

Season	
459	1986
456	1970
447	1964
435	1971
430	1984
378	1985
374	1989
363	1969
357	1972
346	1991

#### Game

95	vs. N.Y. Jets, 11/15/64
86	vs. Seattle, 11/26/89
76	vs. Kansas City, 10/4/70
75	vs. New England, 12/17/72
73	at Cincinnati, 10/19/69
72	at Seattle, 12/21/80
72	at Houston, 10/14/73
71	vs. Jacksonville, 10/25/98
70	vs. Chicago, 12/5/71
70	vs. Atlanta, 10/18/70

#### LOWEST AVERAGE YIELD PER PASS ATTEMPT

Season	
5.79	1976 (391-2,265)
6.00	1977 (426-2,556)
6.02	1997 (526-3,166)
6.03	1996 (566-3,413)
6.16	2003 (495-3,049)
6.19	1978 (438-2,712)
6.25	2005 (613-3,833)
6.34	2002 (566-3,588)
6.35	1989 (504-3,201)
6.37	1981 (497-3,168)

#### LOWEST AVERAGE YIELD PER COMPLETION

Season	
9.97	2002 (360-3,588)
10.58	1976 (214-2,265)
10.88	1977 (235-2,556)
10.92	1997 (290-3,166)
11.02	1978 (246-2,712)
11.05	2006 (327-3,612)
11.14	2005 (344-3,833)
11.22	1979 (296-3,321)
11.30	1996 (302-3,413)
11.51	2003 (265-3,049)

### SAFETIES

#### MOST SAFETIES OF OPPONENT

Season	
3	1990
2	1999
2	1986
2	1982
2	1970
2	1967

#### Game

2	at Seattle, 1/2/83
1	28 times (last: vs. Minnesota, 12/30/07) (OT)

### PUNTING

#### LOWEST OPPONENT PUNTING AVERAGE

Season	
39.0	1960 (67-2,611)
39.4	1982 (42-1,653)
40.5	1961 (77-3,120)
41.0	1989 (84-3,440)
41.1	1985 (94-3,868)
41.4	1990 (62-2,565)
41.4	1964 (59-2,441)
41.5	1984 (81-3,361)
41.5	1967 (65-2,699)
41.6	1980 (70-2,914)

#### Game (min. 4 punts)

24.3	at Cincinnati, 11/1/98 (3-73)
25.0	at Kansas City, 10/27/85 (5-125)
26.0	vs. Oakland, 11/22/99 (7-182) (OT)
27.3	at Cleveland, 10/1/89 (6-164)
30.0	at Kansas City, 10/20/02 (5-150) (OT)
30.0	vs. Buffalo, 11/27/60 (6-180)
30.3	at Minnesota, 9/11/78 (5-182) (OT)
30.4	at Houston, 10/26/69 (5-152)
30.8	at Dallas, 12/10/61 (4-123)
31.0	at Kansas City, 12/18/83 (5-155)

### PUNT RETURNS

#### LOWEST OPPONENT PUNT RETURN AVERAGE

Season	
4.81	1978 (47-226)
5.48	1995 (25-137)
6.07	1991 (28-170)
6.13	1968 (46-282)
6.87	2006 (39-268)
7.03	1969 (35-246)
7.10	1994 (39-275)
7.23	1990 (22-159)
7.35	1977 (54-397)
7.38	2005 (36-266)
7.43	1970 (56-416)

#### FEWEST OPPONENT PUNTS RETURNED FOR TOUCHDOWN

Season	
0	32 times (last: 2006)

### KICKOFF RETURNS

#### LOWEST OPPONENT KICKOFF RETURN AVERAGE

Season	
17.14	1961 (42-720)
17.44	1989 (72-1,256)
17.68	1991 (62-1,096)
17.76	1993 (63-1,119)
17.91	1983 (46-824)
19.12	1990 (69-1,319)
19.15	1987 (61-1,168)
19.54	1992 (13-254)
19.90	1988 (52-1,035)
19.94	1994 (70-1,396)

#### FEWEST OPPONENT KICKOFFS RETURNED FOR TOUCHDOWN

Season	
0	34 times (last: 2006)

## TEAM DEFENSIVE RECORDS / OPPONENT INDIVIDUAL RECORDS

### FIRST DOWNS

#### FEWEST OPPONENT FIRST DOWNS

Season	
176	1982 (players' strike; nine-game season)
199	1970
206	1971
217	1977
222	1976
233	1961
234	1962
235	2004
239	1973
241	2003

Game	
3	vs. San Diego, 11/30/75 (OT)
5	vs. San Diego, 11/16/03
5	vs. Green Bay, 10/17/99
5	at Chicago, 12/12/76
6	at Cleveland, 10/24/71
6	vs. Oakland, 11/20/66
7	6 times (last: vs. Kansas City, 12/9/07)

#### FEWEST OPPONENT RUSHING FIRST DOWNS

Season	
53	1982 (players' strike; nine-game season)
67	1996
67	1970
77	2003
77	1977
80	2000
80	1998
81	1991
82	2005
83	2004, 1997, 1961

Game	
0	vs. Carolina, 11/9/97
0	vs. Kansas City, 10/27/96
0	vs. Oakland, 10/16/95
1	20 times (last: at Cleveland, 10/22/06)

#### FEWEST OPPONENT PASSING FIRST DOWNS

Season	
91	1971
104	1982 (players' strike; nine-game season)
104	1976
106	1975
118	1970
120	1978
121	1973
122	1966
123	1977, 1972, 1960

Game	
1	at Chicago, 12/12/76
1	vs. San Diego, 11/30/75 (OT)
2	vs. San Diego, 11/16/03
2	at Cincinnati, 10/22/00
2	vs. Dallas, 10/8/61

#### FEWEST OPPONENT FIRST DOWNS BY PENALTY

Season	
11	2006
12	1968
13	1993, 1984
14	1991, 1989, 1970
15	1990, 1988, 1984, 1962

### PENALTIES

#### MOST OPPONENT PENALTIES

Season	
139	2005
138	1983
137	2003
134	1994
130	1997
128	1993
126	1986
120	2004
119	1996
118	1979

#### Game

20	vs. Oakland, 12/15/96
16	vs. Baltimore, 12/11/83
16	vs. Chicago, 9/26/78
15	at Jacksonville, 10/2/05
15	vs. Houston, 10/6/85
14	6 times (last: vs. New England, 11/3/03)

#### MOST OPPONENT PENALTY YARDS

Season	
1,118	1997
1,096	1983
1,062	2004
1,034	1986
1,033	1979
1,031	2003
1,031	1994
1,019	1993
1,016	1999
989	2005

#### Game

188	vs. Houston, 10/6/85
157	vs. Oakland, 12/15/96
147	vs. Chicago, 10/16/78
145	at Seattle, 12/8/79
140	at Houston, 10/26/69
137	at Kansas City, 11/16/98
134	at Seattle, 9/7/97
132	vs. Chicago, 9/30/73
124	vs. N.Y. Jets, 9/21/69
123	vs. Cincinnati, 9/21/97

### THIRD DOWNS (SINCE 1972)

#### FEWEST OPPONENT THIRD DOWN ATTEMPTS

Season	
132	1982 (players' strike; nine-game season)
183	1987

#### FEWEST OPPONENT THIRD DOWN CONVERSIONS

Season	
48	1982 (players' strike; nine-game season)
61	2003

#### LOWEST OPPONENT THIRD DOWN PERCENTAGE

Season	
.295	2003 (61-207)

### INDIVIDUAL TOTAL OFFENSE

#### MOST YARDS TOTAL OFFENSE (COMBINED PASSING AND RUSHING YARDS)

454	Aaron Brooks, at New Orleans, 12/3/00 (441/13)
448	Len Dawson, at Kansas City, 11/1/64 (435/13)
442	Ben Roethlisberger, at Pittsburgh, 11/5/06 (433/9)
442	Kurt Warner, at St. Louis, 9/4/00 (441/1)
428	Dave Krieg, vs. Seattle, 11/20/83 (420/8)
419	Cotton Davidson, at Oakland, 10/25/64 (419/0)
409	Joe Namath, vs. N.Y. Jets, 9/24/67 (409/0)
407	Ken Anderson, at Cincinnati, 11/22/81 (396/11)
405	Dave Krieg, vs. Seattle, 11/25/84 (406/-1)
398	Trent Green, vs. Kansas City, 12/7/03 (397/1)
398	Rich Gannon, vs. Oakland, 11/13/00 (382/16)

### RUSHING

#### MOST CARRIES

37	LaDainian Tomlinson, at San Diego, 12/1/02 (OT)
36	Earl Campbell, vs. Houston, 11/2/80
35	Corey Dillon, at Cincinnati, 11/1/98
34	Larry Johnson, at Kansas City, 11/23/06
33	Justin Fargas, at Oakland, 12/2/07
33	Shaun Alexander, at Seattle, 10/14/01
33	Jerome Bettis, at L.A. Rams, 11/6/94
32	Jamal Lewis, at Baltimore, 10/26/03
31	Frank Gore, vs. San Francisco, 12/31/06 (OT)
31	Dominic Rhodes, at Indianapolis, 1/6/02
31	Curtis Martin, vs. N.Y. Jets, 10/3/99
31	Mark van Eeghen, vs. Oakland, 10/30/77

## OPPONENT INDIVIDUAL RECORDS

#### MOST RUSHING YARDS

278	Corey Dillon, at Cincinnati, 10/22/00
227	Napoleon Kaufman, at Oakland, 10/19/97
220	LaDainian Tomlinson, at San Diego, 12/1/02 (OT)
218	Ahman Green, at Green Bay, 12/28/03
192	Curt Warner, at Seattle, 12/20/86
185	Billy Sims, vs. Detroit, 10/11/81
183	Jermaine Fazzande, vs. San Diego, 1/2/00
183	Paul Lowe, at San Diego, 12/22/63
179	Walter Payton, at Chicago, 9/9/84
177	Don Calhoun, at New England, 11/28/76

#### HIGHEST AVERAGE GAIN PER RUSH (MIN. 8 ATT.)

14.70	Michael Turner, vs. San Diego, 10/7/07 (10-147)
12.64	Corey Dillon, at Cincinnati, 10/22/00 (22-278)
12.50	Booker Russell, vs. Oakland, 11/25/79 (8-100)
12.50	Abner Haynes, at Miami, 9/17/67 (12-151)
11.58	Ed Podolak, at Kansas City, 12/6/70 (12-139)
11.00	Dick Post, at San Diego, 10/20/68 (11-121)
10.90	Ahman Green, at Green Bay, 12/28/03 (20-218)
10.76	Paul Lowe, at San Diego, 12/22/63 (17-183)
10.73	Billy Cannon, vs. Houston, 11/5/61 (11-118)
10.63	Tyrone Wheatley, at Oakland, 11/30/03 (8-85)

#### LONGEST SCORING RUN

98	Ahman Green, at Green Bay, 12/28/03
83	Napoleon Kaufman, at Oakland, 10/19/97
82	Joe Delaney, at Kansas City, 10/18/81
79	Ki-Jana Carter, vs. Cincinnati, 9/21/97
77	Peter Warrick, at Cincinnati, 10/22/00
74	Michael Turner, vs. San Diego, 10/7/07
74	Rodney Thomas, at Houston, 11/26/95
72	Walter Payton, at Chicago, 9/9/84
69	Curtis Clinton, at Dallas, 12/9/62
66	Paul Lowe, at San Diego, 12/22/63
65	Corey Dillon, at Cincinnati, 10/22/00
65	Charlie Smith, at Oakland, 12/8/68
65	Abner Haynes, at Miami, 9/17/67
65	Elbert Dubenion, at Buffalo, 9/10/61
65	Ed Podolak, at Kansas City, 12/6/70

#### LONGEST NON-SCORING RUN

76	LaDainian Tomlinson, at San Diego, 12/1/02
76	Walter Payton, Chicago, 10/16/78
76	Willmer Fowler, Buffalo, 11/27/60
72	Darren Nelson, at Minnesota, 10/26/87
72	Booker Russell, Oakland, 11/25/79
65	Pete Johnson, at Cincinnati, 10/23/1977
61	Chris Chambers, at Miami, 9/11/05
60	Napoleon Kaufman, at Oakland, 9/17/00
60	Ed Podolak, vs. Kansas City, 10/4/70
59	Noland Smith, at Kansas City, 10/29/67

#### MOST RUSHING TOUCHDOWNS

4	Curt Warner, at Seattle, 12/11/88
4	Eric Dickerson, at Indianapolis, 10/31/88
4	Chuck Muncie, at San Diego, 11/29/81

### PASSING

#### MOST PASSES ATTEMPTED

60	Aaron Brooks, at New Orleans, 11/21/04
60	Joe Namath, at N.Y. Jets, 12/3/67
56	Drew Bledsoe, at New England, 10/1/95
55	Tom Brady, at New England, 9/24/06
54	Ben Roethlisberger, at Pittsburgh, 11/5/06
54	Joe Montana, vs. Kansas City, 10/17/94
54	George Blanda, vs. Houston, 10/17/65
53	Mark Brunell, vs. Washington, 10/9/05
53	Rich Gannon, vs. Oakland, 11/13/00
53	Craig Whelihan, at San Diego, 11/29/98
52	Bill Kenney, vs. Kansas City, 10/30/83

#### MOST PASSES COMPLETED

38	Ben Roethlisberger, at Pittsburgh, 11/5/06
35	Rich Gannon, vs. Oakland, 12/30/01
35	Aaron Brooks, at New Orleans, 11/21/04
34	Trent Green, vs. Kansas City, 12/7/03
34	Rich Gannon, vs. Oakland, 11/11/02

34	Joe Montana, vs. Kansas City, 10/17/94
32	Peyton Manning, vs. Indianapolis, 10/29/06
32	Kurt Warner, vs. St. Louis, 9/8/02
31	Tom Brady, at New England, 9/24/06
31	Dave Krieg, vs. Seattle, 11/20/83
31	Joe Gilliam, vs. Pittsburgh, 9/22/74 (OT)

#### MOST YARDS PASSING

441	Aaron Brooks, at New Orleans, 12/3/00
441	Kurt Warner, at St. Louis, 9/4/00
435	Len Dawson, at Kansas City, 11/1/64
433	Ben Roethlisberger, at Pittsburgh, 11/5/06
427	Cotton Davidson, at Oakland, 10/25/64
420	Dave Krieg, vs. Seattle, 11/20/83
406	Dave Krieg, vs. Seattle, 11/25/84
399	Joe Namath, vs. N.Y. Jets, 9/24/67
397	Trent Green, vs. Kansas City, 12/7/03
396	Ken Anderson, at Cincinnati, 11/22/81
395	Steve DeBerg, vs. Kansas City, 9/17/90

#### HIGHEST COMPLETION PERCENTAGE (MIN. 10 ATTEMPTS)

.900	Pat Ryan, at N.Y. Jets, 10/20/86 (9-10)
.895	Rich Gannon, vs. Oakland, 11/11/02 (34-38)
.870	Bobby Hebert, at New Orleans, 11/20/88 (20-23)
.864	Dave Krieg, at Seattle, 12/11/88 (19-22)
.852	Jim Everett, vs. New Orleans, 12/24/94 (23-27)
.842	Trent Green, at Kansas City, 12/19/04 (16-19)
.833	Trent Dilfer, at Tampa Bay, 9/26/99 (15-18)
.821	Peyton Manning, vs. Indianapolis, 10/29/06 (32-39)
.818	Vance Evans, at Oakland, 12/24/95 (9-11)
.813	Bob Berry, at Atlanta, 11/26/72 (13-16)

#### MOST TOUCHDOWN PASSES

6	Len Dawson, at Kansas City, 11/1/64
5	John Hadl, vs. San Diego, 12/1/68
5	George Blanda, vs. Houston, 10/2/66
5	Cotton Davidson, at Oakland, 10/25/64
5	Tom Flores, at Oakland, 12/15/63
5	Johnny Green, vs. N.Y. Jets, 11/22/63

#### MOST PASSES HAD INTERCEPTED

7	Ken Stabler, at Oakland, 10/16/77
6	Babe Parilli, vs. Boston, 9/3/67
6	George Blanda, at Houston, 11/14/65
5	Craig Whelihan, at San Diego, 11/29/98
5	Wade Wilson, at Minnesota, 10/26/87
5	Joe Namath, at N.Y. Jets, 10/13/68
5	George Blanda, vs. Houston, 10/17/65
5	Babe Parilli, at Boston, 11/20/64
5	George Blanda, at Houston, 12/2/62
5	Tommy O'Connell, at Buffalo, 9/18/60

#### LONGEST SCORING PASS PLAY

92	Len Dawson to Tom Brooker, vs. Dallas, 11/18/62
92	Jack Lee to Bill Groman, at Houston, 11/20/60
91	Donovan McNabb to Terrell Owens, vs. Philadelphia, 10/30/05
91	Jack Kemp to Keith Lincoln, vs. San Diego, 11/12/61
86	Steve Bartkowski to William Andrews, vs. Atlanta, 12/5/82
86	Pete Beathard to Jerry Levia, vs. Houston, 11/16/69
85	Tobin Rote to Lance Alworth, vs. San Diego, 10/6/63
83	Ryan Leaf to Jeff Graham, vs. San Diego, 11/19/00
82	Brett Favre to Greg Jennings, vs. Green Bay, 10/29/07
81	Len Dawson to Frank Jackson, vs. Kansas City, 9/7/63
80	Kurt Warner to Az-Zahir Hakim, at St. Louis, 9/4/00
80	Dave Krieg to Daryl Turner, vs. Seattle, 11/25/84
80	Ken Stabler to Mike Siani, vs. Oakland, 10/22/73

## OPPONENT INDIVIDUAL RECORDS

### LONGEST NON-SCORING PASS PLAY

90	Bubby Brister to Dwight Stone, vs. Pittsburgh, 10/14/90
77	Tom Flores to Art Powell, vs. Oakland, 11/29/64
76	Warren Rabb to Cookie Gilchrist, vs. Buffalo, 10/28/62
75	George Blanda to Bill Groman, vs. Houston, 11/6/60
73	Dan Marino to Tony Nathan, vs. Miami, 9/29/85
73	Pete Beathard to Frank Jackson, vs. Kansas City, 10/10/65

### RECEIVING

#### MOST RECEPTIONS

14	Marshall Faulk, vs. St. Louis, 9/8/02
13	Andre Reed, at Buffalo, 9/18/89
12	Steve Largent, vs. Seattle, 11/25/84
12	Ken Payne, vs. Green Bay, 9/29/75
12	Ed Podolak, at Kansas City, 10/7/73
12	Art Powell, vs. N.Y. Titans, 10/22/61
11	13 times (last: D. McAllister, at N.O., 11/21/04)

#### MOST RECEIVING YARDS

213	Curtis McClinton, at Kansas City, 12/19/65
211	Lance Alworth, at San Diego, 9/11/65
206	Stephone Paige, vs. Kansas City, 9/17/90
206	James Lofton, vs. Green Bay, 10/15/84
200	Torrance Small, vs. New Orleans, 12/24/94
198	Warren Wells, at Oakland, 10/11/70
191	Steve Largent, vs. Seattle, 11/25/84
191	George Sauer, at N.Y. Jets, 10/13/68
188	Charlie Hennigan, vs. Houston, 9/27/64
182	Bill Groman, at Houston, 11/20/60

#### MOST RECEIVING TOUCHDOWNS

4	Lance Alworth, vs. San Diego, 12/1/68
3	15 times (last: R. Wayne vs. Indianapolis, 10/29/06)

### PUNTING

#### MOST PUNTS

12	Rick Tuten, at Seattle, 11/28/93
11	Bob Parsons, at Chicago, 12/12/76
11	Dennis Partee, vs. San Diego, 11/20/75
10	8 times (last: T. Hutton vs. Philadelphia, 10/4/98)

#### HIGHEST PUNTING AVERAGE (MIN. 4 PUNTS)

59.00	Shane Lechler, vs. Oakland, 12/24/05 (5-295)
57.60	Ray Guy, vs. Oakland, 9/6/81 (5-288)
57.40	Steve O'Neal, N.Y. Jets, 9/21/69 (5-287)
56.67	Darren Bennett, vs. San Diego, 10/6/96 (6-340)
56.20	Rohn Stark, at Indianapolis, 10/13/85 (5-281)
55.80	Darren Bennett, vs. San Diego, 11/11/01 (5-279)
55.20	Rick Tuten, vs. Seattle, 12/1/96 (5-276)
55.13	Rodney Williams, vs. N.Y. Giants, 9/10/01 (8-441)
55.00	Shane Lechler, vs. Oakland, 10/15/06 (4-220)

#### LONGEST PUNT

*98	Steve O'Neal, vs. N.Y. Jets, 9/21/69
90	Rodney Williams, vs. N.Y. Giants, 9/10/01
87	Bob Scarpitto, vs. Boston, 9/29/68
80	Jim Miller, vs. San Francisco, 9/19/82
73	Tom Tupa, vs. New England, 10/6/97
73	Brian Hansen, at Cleveland, 9/27/92
73	Dennis Partee, vs. San Diego, 10/17/71
73	Curley Johnson, vs. N.Y. Jets, 10/3/65
72	Mike Eischeid, vs. Oakland, 11/10/68
72	Wayne Crow, vs. Oakland, 10/1/60

\* - NFL Record

### PUNT RETURNS

#### MOST PUNT RETURNS

9	Rodger Bird, at Oakland, 9/10/67
7	Eric Metcalf, vs. Washington, 11/18/01
7	Tamarick Vanover, vs. Kansas City, 12/5/99
7	Larry Anderson, at Baltimore, 9/11/83
7	Greg Pruitt, at L.A. Raiders, 12/26/82
6	9 times (last: T. Dwight vs. New England, 10/16/05)

### MOST YARDS ON PUNT RETURNS

148	Rodger Bird, at Oakland, 9/10/67
137	Dick Christy, at N.Y. Titans, 9/24/61
131	Tamarick Vanover, vs. Kansas City, 12/5/99
129	Darrien Gordon, at Oakland, 10/10/99
127	Neal Colzie, Oakland, 11/27/75
123	Jitter Fields, at Kansas City, 10/18/87
106	Tom Casanova, at Cincinnati, 10/8/72
105	Dante Hall, at Kansas City, 10/5/03
100	Reggie Swinton, at Dallas, 11/22/01
99	Mike Haynes, at New England, 11/28/76

#### MOST PUNTS RETURNED FOR TOUCHDOWN

2	Dick Christy, at N.Y. Titans, 9/24/61
---	---------------------------------------

#### LONGEST SCORING PUNT RETURN

93	Dante Hall, at Kansas City, 10/5/03
88	Joey Galloway, at Seattle, 9/8/96
86	Az-Zahir Hakim, at St. Louis, 9/4/00
85	Jitter Fields, at Kansas City, 10/18/87
83	Eric Metcalf, at San Diego, 11/30/97
82	Bobby Jancik, at Houston, 12/20/64
80	Tamarick Vanover, vs. Kansas City, 12/5/99
75	Devin Hester, at Chicago, 11/25/07
75	Will Lewis, vs. Seattle, 11/23/80
74	Roscoe Parrish, at Buffalo, 9/9/07

#### LONGEST NON-SCORING PUNT RETURN

78	Darrien Gordon, at Oakland, 10/10/99
72	Greg Pruitt, at Cleveland, 10/27/74
64	Neal Colzie, vs. Oakland, 11/27/75
64	Emmitt Thomas, at Kansas City, 10/8/66
63	Dick Christy, vs. N.Y. Titans, 10/22/61
60	Ed Podolak, vs. Kansas City, 10/4/70
59	Noland Smith, at Kansas City, 10/29/67
56	Phillip Buchanon, vs. Oakland, 9/22/03
55	Ted Bergmeier, vs. Kansas City, 12/10/78
54	Larry Carwell, at Houston, 10/1/67

### KICKOFF RETURNS

#### MOST KICKOFF RETURNS

8	Jason McAddley, at Tennessee, 12/25/04
8	Tony Horne, at St. Louis, 9/4/00
7	9 times (last: B. Bennett, at Cincinnati, 9/7/03)

#### MOST YARDS ON KICKOFF RETURNS

215	Travis Minor, vs. Miami, 10/13/02
212	Tremain Mack, at Cincinnati, 11/1/98
206	Reggie Barlow, vs. Jacksonville, 10/25/98
199	Tamarick Vanover, at Kansas City, 11/16/97
188	Brian Mitchell, vs. Washington, 9/17/95
175	Andre Coleman, vs. San Diego, 11/19/95
173	MarTay Jenkins, at Arizona, 9/23/01
171	Kevin Kasper, vs. Arizona, 12/29/02
170	Derrick Cullors, vs. New England, 9/7/98
169	Dominic Rhodes, at Indianapolis, 12/21/03

#### MOST KICKOFFS RETURNED FOR TOUCHDOWN

1	15 times (last: Devin Hester, at Chicago, 11/25/07)
---	---

#### LONGEST SCORING KICKOFF RETURN

106	Noland Smith, vs. Kansas City, 12/17/67
100	Darrick Vaughn, vs. Atlanta, 9/10/00
99	Dave Grayson, vs. Kansas City, 9/7/63
97	Dante Hall, at Kansas City, 12/19/04
97	Tamarick Vanover, vs. Kansas City, 10/27/96
91	Andre Coleman, vs. San Diego, 11/19/95
89	Jimmy Smith, vs. Jacksonville, 12/3/95
88	Devin Hester, at Chicago, 11/25/07
88	Ronney Jenkins, at Kansas City, 10/21/01
88	Leon Burton, at N.Y. Titans, 9/23/60

#### LONGEST NON-SCORING KICKOFF RETURN

91	Reggie Barlow, vs. Jacksonville, 10/25/98
87	B.J. Sams, vs. Baltimore, 12/11/05
80	Dave Grayson, vs. Kansas City, 10/11/64
77	Tamarick Vanover, at Kansas City, 11/16/97

## OPPONENT INDIVIDUAL AND TEAM RECORDS

### LONGEST NON-SCORING KICKOFF RETURN, CONT.

74	Reggie Jones, vs. San Diego, 11/11/01
70	Ron Smith, at San Diego, 12/9/73
68	Derrick Cullors, vs. New England, 9/7/98
68	Robert Brooks, at Green Bay, 10/10/93
68	Anthony Hancock, vs. Kansas City, 12/19/82
66	Travis Minor, vs. Miami, 10/13/02

### INTERCEPTIONS

#### MOST INTERCEPTIONS

3	Mark Kelso, at Buffalo, 12/12/92
3	Ross Brupbacher, at Chicago, 12/12/76
3	Charlie Phillips, at Oakland, 12/8/75
3	Chris Fletcher, vs. San Diego, 11/30/75 (OT)
3	Joe Beauchamp, at San Diego, 9/24/72
3	Ken Ellis, at Green Bay, 9/26/71
3	Johnny Robinson, at Kansas City, 12/6/70
3	Charley Warner, vs. Buffalo, 9/19/65
3	Bobby Ply, at Dallas, 12/9/62
3	Jim Norton, at Houston, 12/2/62

#### MOST YARDS ON INTERCEPTION RETURNS

134	Terry McDaniel, at L.A. Raiders, 11/22/92
103	Vencie Glenn, at San Diego, 11/29/87
99	Stanley Richard, vs. San Diego, 9/4/94
99	Bobby Hunt, at Kansas City, 12/8/63
98	Rod Woodson, vs. Oakland, 11/11/02
97	Julius Peppers, vs. Carolina, 10/10/04
95	Joe Beauchamp, at San Diego, 9/24/72
94	Eric Turner, at Oakland, 9/20/98
89	Jeff Dale, vs. San Diego, 11/9/86
88	Glen Edwards, vs. San Diego, 9/21/80

#### LONGEST SCORING INTERCEPTION RETURN

103	Vencie Glenn, at San Diego, 11/29/87
99	Stanley Richard, vs. San Diego, 9/4/94
98	Rod Woodson, vs. Oakland, 11/11/02
94	Eric Turner, at Oakland, 9/20/98
86	Greg Townsend, at L.A. Raiders, 12/4/88
80	Coy Bacon, vs. San Diego, 11/11/73
78	George Martin, at N.Y. Giants, 11/23/86
75	Scott Turner, vs. San Diego, 11/19/00
69	Gary Fencik, at Chicago, 12/20/81
68	Glen Edwards, vs. San Diego, 9/21/80
68	Aaron Brown, vs. Kansas City, 10/3/71
68	Gus Otto, vs. Oakland, 11/21/65

#### LONGEST NON-SCORING INTERCEPTION RETURN

97	Julius Peppers, vs. Carolina, 10/10/04
87	Ron Hall, vs. Boston, 9/18/66
89	Robert Blackmon, at Seattle, 11/30/92
69	Doug Hart, at Green Bay, 9/26/71
67	Terry McDaniel, at L.A. Raiders, 11/22/92 (1)
67	Terry McDaniel, at L.A. Raiders, 11/22/92 (2)
66	Ken Riley, at Cincinnati, 10/19/69
66	Bobby Hunt, at Kansas City, 12/8/63
62	Lester Hayes, at Oakland, 12/1/80
62	Jim Norton, at Houston, 12/20/64

### SCORING

#### MOST TOUCHDOWNS

4	LaDainian Tomlinson, vs. San Diego, 11/19/06
4	Curt Warner, at Seattle, 12/11/88
4	Eric Dickerson, at Indianapolis, 10/31/88
4	Chuck Muncie, at San Diego, 11/29/81
4	Lance Alworth, vs. San Diego, 12/1/68
4	Bert Coan, vs. Kansas City, 10/23/66
4	Frank Jackson, at Dallas, 12/10/62
3	24 times (last: L. Tomlinson, vs. San Diego, 12/10/06)

#### MOST POINTS SCORED

24	LaDainian Tomlinson, vs. San Diego, 11/19/06
24	Curt Warner, at Seattle, 12/11/88
24	Eric Dickerson, at Indianapolis, 10/31/88
24	Chuck Muncie, at San Diego, 11/29/81
24	Lance Alworth, at San Diego, 12/1/68

24	Bert Coan, Kansas City, 10/23/66
24	Frank Jackson, at Dallas, 12/10/61
22	Gino Cappelletti, at Boston, 10/18/63
21	Gary Anderson, at Pittsburgh, 10/23/88
21	Gino Cappelletti, vs. Boston, 10/4/64

### FIELD GOALS

#### MOST FIELD GOALS

6	Jeff Wilkins, at St. Louis, 9/10/06
6	Gary Anderson, at Pittsburgh, 10/23/88
6	Gino Cappelletti, vs. Boston, 10/4/64
5	Mike Vanderjagt, at Indianapolis, 1/6/02
5	Jeff Jaeger, at L.A. Raiders, 12/11/94
5	John Carney, at San Diego, 10/23/94
5	Nick Lowery, at Kansas City, 9/20/93
5	Don Cockroft, vs. Cleveland, 10/19/75
5	Bruce Gossett, vs. San Francisco, 9/23/73
4	23 times (last: J. Nedney, vs. San Fran., 12/31/06) (OT)

#### LONGEST FIELD GOAL

58	Steve Cox, vs. Cleveland, 12/4/83
57	Don Cockroft, vs. Cleveland, 10/29/72
56	Rob Bironas, vs. Tennessee, 11/19/07
55	Sebastian Janikowski, at Oakland, 11/12/06
55	Steve Christie, at Buffalo, 10/26/97
55	Dean Biasucci, vs. Indianapolis, 10/15/89
55	Morten Andersen, vs. New Orleans, 9/15/85
55	Raul Allegre, vs. Baltimore, 12/11/83
55	Jan Stenerud, vs. Kansas City, 10/4/70
54	6 times (last: P. Edinger, vs. Chicago, 11/23/03)

## OPPONENT TEAM RECORDS

### SCORING

#### MOST POINTS SCORED

##### Season

473	1963
438	1964
432	1961
409	2007
409	1967
404	1968
396	1994
393	1960
392	1965
381	1966

##### Game

59	vs. Kansas City, 9/7/63
58	at San Diego, 12/22/63
56	vs. Kansas City, 10/23/66
55	at Indianapolis, 10/31/88
55	at San Diego, 10/20/68
55	vs. Houston, 11/5/61
52	at Kansas City, 10/29/67
52	at Kansas City, 12/8/63
51	at Oakland, 9/10/67
49	at Kansas City, 11/1/64
49	at Dallas, 12/10/61

### TOTAL OFFENSE

#### MOST TOTAL PLAYS

##### Game

93	vs. Pittsburgh, 9/22/74 (OT)
92	vs. Cincinnati, 9/2/84
87	at Oakland, 10/16/77
87	at Baltimore, 11/10/74
85	vs. Indianapolis, 11/24/02 (OT)
85	at Oakland, 12/17/60
84	at Kansas City, 10/24/76
84	vs. Houston, 10/13/63
83	3 times (last: vs. San Diego, 9/12/93)



## OPPONENT TEAM RECORDS

### MOST YARDS OF TOTAL OFFENSE

Season	
5,907	1994 (1,752 rush/4,155 pass)
5,687	1984 (1,664/4,023)
5,609	1983 (1,938/3,671)
5,544	2000 (1,598/3,946)
5,471	1988 (2,538/2,933)
5,376	2007 (2,282/3,094)
5,345	1990 (1,963/3,382)
5,242	1980 (2,117/3,125)
5,223	2006 (1,813/3,410)
5,201	1967 (2,076/3,125)

### Game

634	at Oakland, 10/25/64 (207 rush/427 pass)
614	vs. Kansas City, 10/23/66 (380/234)
582	vs. Houston, 11/5/61 (234/348)
581	at San Diego, 10/20/68 (211/370)
571	at Cincinnati, 11/22/81 (184/387)
536	at Seattle, 12/20/86 (298/238)
532	at Oakland, 12/17/60 (220/312)
530	at Pittsburgh, 10/22/79 (236/294)
520	at Kansas City, 11/1/64 (137/383)
519	at Oakland, 10/11/70 (171/348)

### HIGHEST AVERAGE GAIN PER PLAY

Season	
6.14	1963 (828-5,081)
5.77	1994 (1,023-5,907)
5.76	2000 (962-5,544)
5.65	1967 (921-5,201)
5.53	1960 (928-5,132)
5.52	1990 (969-5,345)
5.48	1968 (917-5,024)
5.47	1964 (908-4,970)
5.42	2007 (992-5,376)
5.26	1962 (862-4,538)

### Game

10.30	vs. San Diego, 10/6/63 (40-412)
10.02	at San Diego, 10/20/68 (58-581)
9.74	vs. Kansas City, 10/23/66 (63-614)
9.33	at St. Louis, 9/4/00 (55-513)
8.80	vs. San Diego, 10/7/07 (55-484)
8.79	at Seattle, 12/20/86 (61-536)
8.60	at Oakland, 10/25/64 (73-628)
8.20	vs. Houston, 11/5/61 (71-582)

## RUSHING

### MOST RUSHES

Season	
554	1980
552	1988
549	1978
541	1960
526	1975
509	1983
502	1979
501	2007
496	1976
489	1992

### Game

62	at New England, 11/28/76
60	at Buffalo, 10/5/75
58	at Buffalo, 11/8/87
57	vs. Oakland, 10/30/77
52	vs. Chicago, 9/30/73
50	at Chicago, 9/9/84
50	vs. Dallas, 10/8/61
49	at Kansas City, 12/7/80
49	vs. Buffalo, 11/27/60
48	vs. Detroit, 10/11/81
48	vs. Oakland, 11/2/75
48	at Oakland, 12/17/60

### MOST YARDS RUSHING

Season	
2,538	1988
2,282	2007
2,145	1960
2,117	1980
2,076	1967
2,064	1964
2,029	1966
2,017	1987
2,005	1981
1,979	1978

### Game

407	at Cincinnati, 10/22/00
380	vs. Kansas City, 10/23/66
332	at New England, 11/28/76
302	at Chicago, 9/9/84
298	at Seattle, 12/20/86
293	at Buffalo, 10/5/76
272	at San Diego, 10/18/64
271	at Dallas, 11/13/60
270	at San Diego, 12/22/63
267	vs. Detroit, 10/11/81

### HIGHEST AVERAGE GAIN PER RUSH

Season	
4.87	1964 (424-2,064)
4.73	1997 (381-1,803)
4.68	1967 (444-2,076)
4.65	2000 (344-1,598)
4.60	1966 (441-2,029)
4.60	1988 (552-2,538)
4.55	2007 (501-2,282)
4.42	1987 (456-2,017)
4.36	1991 (411-1,794)
4.31	1971 (426-1,834)

### Game (min. 10 rushes)

11.00	at Cincinnati, 10/22/00 (37-407)
9.27	vs. Kansas City, 10/23/66 (41-380)
8.44	at San Diego, 12/22/63 (32-270)
8.05	at Seattle, 12/20/86 (37-298)
7.95	vs. N.Y. Jets, 11/8/92 (20-159)
7.81	at Minnesota, 9/29/91 (26-203)
7.80	vs. Cincinnati, 9/21/97 (25-195)
7.71	at Green Bay, 12/28/03 (34-262)
7.59	at Oakland, 10/19/97 (32-243)
7.21	at Kansas City, 11/1/64 (19-137)

### MOST RUSHING TOUCHDOWNS

Season	
24	1965
21	2002
21	1988
21	1967
21	1964
20	1968
19	1995
19	1975
19	1960
17	1981, 1974, 1966, 1961

### Game

5	3 times (last: at Indianapolis, 10/31/88)
---	---

## PASSING

### MOST PASS ATTEMPTS

Season	
632	1984
613	2005
596	1998
574	2000
568	1994
566	2002
566	1996
562	1993
552	1983
547	1985

### MOST PASS ATTEMPTS, CONT.

Game	
62	at N.Y. Jets, 12/3/63
60	at New Orleans, 11/21/04
59	at New England, 10/8/95
56	vs. Houston, 10/17/65
55	at New England, 9/24/06
55	vs. San Diego, 9/12/93
54	at Pittsburgh, 11/5/06
54	vs. Kansas City, 10/17/94
54	vs. Kansas City, 11/16/86
53	vs. Washington, 10/9/05
53	vs. Oakland, 11/13/00
53	at San Diego, 11/29/98

### MOST COMPLETIONS

Season	
360	2002
346	1984
345	1998
344	2005
327	2006
322	1994
314	1993
310	2000
308	2001
307	1983

### Game

38	at Pittsburgh, 11/5/06
35	vs. Oakland, 12/30/01
34	at New Orleans, 11/21/04
34	vs. Kansas City, 12/7/03
34	vs. Oakland, 11/11/02
34	vs. Kansas City, 10/17/94
32	vs. Indianapolis, 10/29/06
32	vs. St. Louis, 9/8/02
31	at New England, 9/24/06
31	vs. San Diego, 9/12/93
31	vs. Seattle, 11/20/83
31	vs. Pittsburgh, 9/22/74 (OT)

### MOST YARDS PASSING (NET YARDS)

Season	
4,155	1994
4,023	1984
3,946	2000
3,731	1993
3,671	1983
3,648	1998
3,643	2005
3,410	2006
3,394	1963
3,382	1990

### Game

433	at St. Louis, 9/4/00
427	at Oakland, 10/25/64
425	at New Orleans, 12/3/00
406	vs. Seattle, 11/25/84
403	at Pittsburgh, 11/5/06
399	vs. N.Y. Jets, 9/24/67
393	vs. Kansas City, 10/17/94
387	at Cincinnati, 11/22/81
387	at San Diego, 10/20/68
386	at San Francisco, 12/17/94

### HIGHEST COMPLETION PERCENTAGE

Season	
.636	2002 (360-566)
.609	2007 (279-458)
.608	2006 (327-538)
.601	1980 (270-449)
.598	2001 (308-515)
.593	1990 (284-479)
.580	1992 (268-462)
.580	1999 (273-471)
.579	1998 (345-596)
.578	1979 (296-512)

### Game (min. 10 attempts)

.895	vs. Oakland, 11/11/02 (34-38)
.870	at New Orleans, 11/20/88 (20-23)
.864	at Seattle, 12/11/88 (19-22)
.821	vs. Indianapolis, 10/29/06 (32-39)
.813	at Atlanta, 11/26/72 (13-16)
.810	at Kansas City, 12/16/01 (17-21) (OT)
.800	vs. New Orleans, 12/24/94 (28-35)
.800	vs. Oakland, 10/17/76 (16-20)
.789	at Tampa Bay, 9/26/99 (15-19)
.783	vs. Washington, 10/13/80 (18-23)

### MOST TOUCHDOWN PASSES THROWN

Season	
40	1963
30	1961
29	1964
28	1998
28	1994
27	1967
26	2000, 1966
25	2007, 1968, 1960

### Game

6	at Kansas City, 11/1/64
5	10 times (last: at San Diego, 12/12/71)

## FIRST DOWNS

### MOST FIRST DOWNS

Season	
322	1995
321	1983
316	1988
311	1984
306	2007
306	1990
303	1994
303	1980
298	2002
295	2005

### Game

33	vs. Pittsburgh, 9/22/74 (OT)
30	at Indianapolis, 9/30/07
29	at Buffalo, 9/18/89
29	vs. Cincinnati, 9/2/84
29	vs. Seattle, 10/20/83
29	vs. Kansas City, 10/24/76
29	at Oakland, 10/25/64
29	at Oakland, 12/17/60
28	7 times (last: vs. Tennessee, 11/19/07)

### MOST FIRST DOWNS RUSHING

Season	
140	1988
125	1980
121	1975
119	2007
119	1983
115	1967
114	1995
112	1960
110	1990
109	1974

### Game

21	at New England, 11/28/76
18	at Indianapolis, 9/30/07
16	at Seattle, 12/11/88
16	at Indianapolis, 10/31/88
16	at Kansas City, 12/7/80
16	vs. Pittsburgh, 9/22/74 (OT)
16	vs. Houston, 11/12/67
15	7 times (last: at Kansas City, 12/17/00)

### MOST FIRST DOWNS PASSING

Season	
206	1984
189	2000
186	1995
185	1983
183	2006, 2005, 1998
182	1994
181	1993, 1990

## OPPONENT TEAM RECORDS

### MOST PASS ATTEMPTS, CONT.

Game	
62	at N.Y. Jets, 12/3/63
60	at New Orleans, 11/21/04
59	at New England, 10/8/95
56	vs. Houston, 10/17/65
55	at New England, 9/24/06
55	vs. San Diego, 9/12/93
54	at Pittsburgh, 11/5/06
54	vs. Kansas City, 10/17/94
54	vs. Kansas City, 11/16/86
53	vs. Washington, 10/9/05
53	vs. Oakland, 11/13/00
53	at San Diego, 11/29/98

### MOST COMPLETIONS

Season	
360	2002
346	1984
345	1998
344	2005
327	2006
322	1994
314	1993
310	2000
308	2001
307	1983

### Game

38	at Pittsburgh, 11/5/06
35	vs. Oakland, 12/30/01
34	at New Orleans, 11/21/04
34	vs. Kansas City, 12/7/03
34	vs. Oakland, 11/11/02
34	vs. Kansas City, 10/17/94
32	vs. Indianapolis, 10/29/06
32	vs. St. Louis, 9/8/02
31	at New England, 9/24/06
31	vs. San Diego, 9/12/93
31	vs. Seattle, 11/20/83
31	vs. Pittsburgh, 9/22/74 (OT)

### MOST YARDS PASSING (NET YARDS)

Season	
4,155	1994
4,023	1984
3,946	2000
3,731	1993
3,671	1983
3,648	1998
3,643	2005
3,410	2006
3,394	1963
3,382	1990

### Game

433	at St. Louis, 9/4/00
427	at Oakland, 10/25/64
425	at New Orleans, 12/3/00
406	vs. Seattle, 11/25/84
403	at Pittsburgh, 11/5/06
399	vs. N.Y. Jets, 9/24/67
393	vs. Kansas City, 10/17/94
387	at Cincinnati, 11/22/81
387	at San Diego, 10/20/68
386	at San Francisco, 12/17/94

## OPPONENT TEAM RECORDS

### MOST FIRST DOWNS PASSING, CONT.

Game	
22	at San Diego, 11/28/82
21	at Pittsburgh, 11/5/06
21	vs. Kansas City, 12/7/03
21	vs. Oakland, 12/30/01
21	vs. Kansas City, 10/17/94
21	vs. L.A. Rams, 11/27/88
21	vs. Seattle, 11/20/83
21	vs. San Diego, 12/1/68
20	at Seattle, 12/15/84
20	vs. Green Bay, 10/15/84

### MOST FIRST DOWNS BY PENALTY

Season	
30	2005
30	2001
30	1997
30	1969
29	1996
28	1976
28	1966
27	1979
26	1987, 1972

Game	
7	at San Diego, 11/30/97
6	vs. Cincinnati, 9/21/97
6	vs. Oakland, 12/15/96
6	at Oakland, 11/9/69
6	vs. Miami, 12/4/66
5	11 times (last: at San Diego, 12/1/02) (OT)

## PUNTING

### MOST PUNTS

Season	
95	2004
95	1977
94	1997
94	1985
92	1999
91	1976
89	1970
88	1998, 1981, 1979, 1978

Game	
12	at Seattle, 11/28/93
11	at Chicago, 12/12/76
11	vs. San Diego, 11/30/75 (OT)
10	vs. Philadelphia, 10/4/98
10	at Baltimore, 9/11/83
10	at Buffalo, 9/25/77
10	at Buffalo, 9/20/70
10	vs. San Diego, 11/2/69
10	vs. Cincinnati, 10/6/68
10	vs. Oakland, 11/20/66

### HIGHEST PUNTING AVERAGE

Season	
47.0	2001 (77-3,618)
46.1	1996 (83-3,825)
45.8	1965 (73-3,347)
45.7	1971 (67-3,061)
45.2	1972 (66-2,980)
44.9	1970 (89-3,998)
44.9	2005 (81-3,633)
44.7	2004 (95-4,250)
44.5	1991 (79-3,513)
44.2	1983 (77-3,406)

### Game (min. 4 punts)

59.00	vs. Oakland, 12/24/05 (5-295)
57.40	vs. N.Y. Jets, 9/21/69 (5-287)
56.67	vs. San Diego, 10/6/96 (6-340)
56.20	at Indianapolis, 10/13/85 (5-281)
55.80	vs. San Diego, 11/11/01 (5-279)
55.20	vs. Seattle, 12/1/96 (5-276)

55.13	vs. N.Y. Giants, 9/10/01 (8-441)
55.00	at Oakland, 10/15/06 (4-220)
54.71	vs. N.Y. Jets, 10/3/65 (7-383)
54.40	at Kansas City, 12/19/65 (5-272)

## PUNT RETURNS

### MOST PUNT RETURNS

Season	
61	1967
56	1970
55	1983
54	1977
52	1980
52	1979
48	2001
47	1978
46	2003, 1981, 1968

Game	
9	at Oakland, 9/10/67
8	at Buffalo, 11/19/67
7	vs. Washington, 11/18/01
7	vs. Kansas City, 12/5/99
7	at Chicago, 9/9/84
7	at Baltimore, 9/11/83
7	at L.A. Raiders, 12/26/82
7	at San Diego, 11/14/76
7	at Cincinnati, 9/12/76
7	vs. Houston, 11/16/69

### MOST PUNT RETURN YARDS

Season	
718	1967
600	1999
560	2003
534	1975
529	1974
526	1964
524	1983
517	2001
480	1979
468	1971

Game	
143	at Oakland, 9/10/67
142	at N.Y. Titans, 9/24/61
134	at Cleveland, 10/27/74
134	at Cincinnati, 10/8/72
131	vs. Kansas City, 12/5/99
129	at Oakland, 10/10/99
123	at Kansas City, 10/18/87
118	at Kansas City, 12/19/65
105	at Kansas City, 10/5/03
101	at New England, 11/28/76
100	at Dallas, 11/22/01

### MOST PUNT RETURN TOUCHDOWNS

Season	
2	2007, 1987, 1961

Game	
2	at N.Y. Titans, 9/24/61

## KICKOFF RETURNS

### MOST KICKOFF RETURNS

Season	
90	2000
89	1998
89	1997
81	2002
77	1995
76	1996
73	2003
72	1989
70	1999
70	1994

## OPP. TM. RECORDS / POST IND. RECORDS - SERVICE / OFFENSE

### MOST KICKOFF RETURNS, CONT.

Game	
9	vs. Cleveland, 10/15/00
9	at San Diego, 12/9/73
9	at Houston, 10/14/73
8	11 times (last: at Chicago, 11/25/07) (OT)

### MOST KICKOFF RETURN YARDS

Season	
2,006	1998
1,934	2000
1,827	1997
1,781	2002
1,696	2005
1,679	2003
1,671	1995
1,635	2004
1,602	1996
1,526	2001

Game	
257	vs. Atlanta, 9/10/00
238	at Kansas City, 10/8/66
223	vs. Jacksonville, 10/25/98
215	vs. Miami, 10/13/02
215	at Houston, 9/3/66
214	vs. Kansas City, 10/11/64
212	at Cincinnati, 11/1/98
202	vs. Kansas City, 10/23/66
201	vs. L.A. Raiders, 9/7/86
200	vs. Kansas City, 10/27/96

### MOST KICKOFF RETURN TOUCHDOWNS

Season	
2	1995

Game	
1	15 times (last: at Chicago, 11/25/07) (OT)

## PENALTIES

### FEWEST OPPONENT PENALTIES

Season	
58	1967
61	1963
62	1960
63	1982 (players' strike; nine-game season)
63	1964
64	1968
75	1966
76	1962
78	1974
78	1971

Game	
0	at Miami, 12/21/98
0	at Oakland, 12/19/71

### FEWEST OPPONENT PENALTY YARDS

Season	
516	1963
571	1982 (players' strike; nine-game season)
571	1966
573	1964
585	1974
628	2007
628	1967
633	1960
678	1962
715	1992
715	1976

Game	
0	at Miami, 12/21/98
0	at Oakland, 12/19/71
4	at Miami, 12/20/75
5	at San Diego, 12/1/02 (OT)
5	at Kansas City, 12/7/86
5	vs. Kansas City, 12/14/85
5	vs. Minnesota, 11/18/84
5	at Houston, 9/3/66
5	vs. Boston, 11/11/62
6	vs. San Diego, 12/1/68

## POSTSEASON RECORDS

### SERVICE

### MOST POSTSEASON GAMES

22	John Elway, 1983-98
17	Tyrone Braxton, 1987-93, '95-99
14	Steve Atwater, 1989-98
14	Jason Elam, 1993-2007
14	Ken Lanier, 1981-92, 94
14	Karl Mecklenburg, 1983-94
13	Tom Nalen, 1994-2007
13	Dennis Smith, 1981-94
13	Rod Smith, 1995-2007
12	Keith Burns, 1994-98, '00-03, '05-06
12	Simon Fletcher, 1985-95
12	Greg Kragen, 1985-95
12	Randy Robbins, 1984-91
12	Shannon Sharpe, 1990-99, '02-03
11	Keith Bishop, 1980-89
11	Dwayne Carswell, 1994-2005
11	Rick Dennison, 1982-90
11	Mike Horan, 1986-92
11	Clarence Kay, 1984-92
11	Gary Kubiak, 1983-91
11	Trevor Pryce, 1997-2005
11	Steve Sewell, 1985-92
11	Sammy Winder, 1982-90

### MOST POSTSEASON STARTS

21	John Elway, 1983-98
14	Steve Atwater, 1989-98
13	Tyrone Braxton, 1987-93, '95-99
13	Ken Lanier, 1981-92, 94
13	Karl Mecklenburg, 1983-94
13	Tom Nalen, 1994-2007
13	Dennis Smith, 1981-94
12	Shannon Sharpe, 1990-99, '02-03
12	Greg Kragen, 1985-95
12	Rod Smith, 1995-2007
11	Keith Bishop, 1980-89
10	Steve Foley, 1976-86
10	Tom Jackson, 1973-86
10	Louis Wright, 1975-86

## TOTAL OFFENSE

### MOST TOTAL PLAYS (COMBINED PASS PLAYS, RUSH ATT., REC.)

Career	
785	John Elway, 1983-98
223	Terrell Davis, 1995-2002
164	Sammy Winder, 1982-90
148	Jake Plummer, 2003-06
97	Craig Morton, 1977-82

Game	
52	Elway, at L.A. Raiders, 1/9/94
43	Elway, vs. Jacksonville, 1/4/97
43	Elway, vs. N.Y. Giants, 1/25/87
42	Elway, at Cleveland, 1/11/87 (OT)
41	Elway, vs. Cleveland, 1/14/90
41	Elway, vs. Washington, 1/31/88
41	Elway, vs. Pittsburgh, 12/30/84

### MOST YARDS TOTAL OFFENSE (COMBINED RUSHING AND PASSING YARDS)

Career	
5,425	John Elway, 1983-98 (461/4,964)
1,140	Terrell Davis, 1995-2002 (1,140/0)
941	Jake Plummer, 2003-06 (56/885)
605	Craig Morton, 1977-82 (-4/605)
461	Sammy Winder, 1982-90 (461/0)
231	Gary Kubiak, 1983-91 (19/212)

## POSTSEASON INDIVIDUAL RECORDS — OFFENSE

### MOST YARDS TOTAL OFFENSE, CAREER, CONT.

209	Norris Weese, 1976-79 (69/140)
169	Bobby Humphrey, 1989-91 (169/0)
152	Derek Loville, 1997-99 (152/0)
145	Mike Anderson, 2000-05 (145/0)

### Game

424	Elway, vs. Cleveland, 1/14/90 (39/385)
338	Elway, vs. Atlanta, 1/31/99 (2/336)
331	Elway, vs. N.Y. Giants, 1/25/87 (27/304)
325	Elway, vs. L.A. Raiders, 1/9/94 (23/302)
317	Elway, vs. Cleveland, 1/17/88 (36/281)
300	Elway, at Cleveland, 1/11/87 (56/244) (OT)
296	Elway, vs. Houston, 1/4/92 (39/257)
289	Elway, vs. Washington, 1/31/88 (32/257)
284	Plummer, at Indianapolis, 1/9/05 (0/284)
283	Elway, vs. Pittsburgh, 1/7/90 (44/239)

## RUSHING

### MOST RUSHES

#### Career

204	Terrell Davis, 1995-2002
144	Sammy Winder, 1982-90
94	John Elway, 1983-98
43	Mike Anderson, 2000-05
38	Bobby Humphrey, 1989-91
38	Otis Armstrong, 1973-80
36	Gaston Green, 1991-92
34	Rob Lytle, 1977-83
29	Gene Lang, 1984-87
26	Steve Sewell, 1985-92

### Game

32	Davis, vs. N.Y. Jets, 1/17/99
31	Davis, vs. Jacksonville, 12/27/97
30	Davis, vs. Green Bay, 1/25/98
26	Davis, at Pittsburgh, 1/11/98
26	Winder, at Cleveland, 1/11/87 (OT)
25	Davis, vs. Atlanta, 1/31/99
25	Davis, at Kansas City, 1/4/98
21	Davis, vs. Miami, 1/9/99
21	Winder, vs. Cleveland, 1/14/90
20	Winder, vs. Cleveland, 1/17/88

### MOST RUSHING YARDS

#### Career

1,140	Terrell Davis, 1995-2002
461	John Elway, 1983-98
461	Sammy Winder, 1982-90
169	Bobby Humphrey, 1989-91
152	Derek Loville, 1997-99
145	Mike Anderson, 2000-05
141	Otis Armstrong, 1973-80
138	Gene Lang, 1984-87
112	Gaston Green, 1991-92
99	Tatum Bell, 2004-06

### Game

199	Davis, vs. Miami, 1/9/99
184	Davis, vs. Jacksonville, 12/27/97
167	Davis, vs. N.Y. Jets, 1/17/99
157	Davis, vs. Green Bay, 1/25/98
139	Davis, at Pittsburgh, 1/11/98
103	Loville, vs. Jacksonville, 12/27/97
102	Davis, vs. Atlanta, 1/31/99
102	Winder, vs. New England, 1/4/87
101	Davis, at Kansas City, 1/4/98
91	Davis, vs. Jacksonville, 1/4/97

### HIGHEST RUSHING AVERAGE

#### Career (min. 10 carries)

6.1	Derek Loville, 1997-99 (25-152)
5.6	Terrell Davis, 1995-2002 (204-1,140)
4.9	John Elway, 1983-98 (94-461)
4.8	Gene Lang, 1984-87 (29-138)
4.4	Bobby Humphrey, 1989-91 (38-169)
4.3	Tatum Bell, 2004-06 (23-99)

4.0	Clinton Portis, 2002-03 (17-68)
4.2	Otis Armstrong, 1973-80 (38-141)
3.6	Steve Sewell, 1985-92 (26-94)
3.6	Jim Jensen, 1977-80 (10-36)

**Game (min. 10 carries)**

9.5	Davis, vs. Miami, 1/9/99 (21-199)
9.4	Loville, vs. Jacksonville, 12/27/97 (11-103)
6.5	Davis, vs. Jacksonville, 1/4/97 (14-91)
5.9	Davis, vs. Jacksonville, 12/27/97 (31-184)
5.4	Winder, vs. New England, 1/4/87 (19-102)
5.3	Davis, at Pittsburgh, 1/11/98 (26-139)
5.2	Davis, vs. Green Bay, 1/25/98 (30-157)
5.2	Davis, vs. N.Y. Jets, 1/17/99 (32-167)
5.1	Humphrey, vs. San Francisco, 1/28/90 (12-61)
4.7	Humphrey, vs. Pittsburgh, 1/7/90 (18-85)

### MOST RUSHING TOUCHDOWNS

#### Career

12	Terrell Davis, 1995-2002
6	John Elway, 1983-98
3	Mike Anderson, 2000-05
3	Derek Loville, 1997-99
2	M. Bratton, H. Griffith, V. Hebron, G. Lang, G. Lewis, R. Lytle
1	O. Armstrong, T. Bell, J. Keyworth, G. Kubiak, D. Preston, S. Sewell, G. Willhite, S. Winder

### Game

3	Terrell Davis, vs. Green Bay, 1/25/98
2	Mike Anderson, vs. New England, 1/14/06
2	Howard Griffith, vs. Atlanta, 1/31/99
2	Terrell Davis, vs. Miami, 1/9/99
2	Terrell Davis, at Kansas City, 1/4/98
2	Terrell Davis, vs. Jacksonville, 12/27/97
2	Derek Loville, vs. Jacksonville, 12/27/97
2	Melvin Bratton, vs. Pittsburgh, 1/7/90
2	Greg Lewis, vs. Houston, 1/4/92

### LONGEST RUN FROM SCRIMMAGE

62	Terrell Davis, vs. Miami, 1/9/99
59	Terrell Davis, vs. Jacksonville, 12/27/97
47	Terrell Davis, vs. Jacksonville, 1/4/97
44	Derek Loville, vs. Jacksonville, 12/27/97
43	Terrell Davis, at Pittsburgh, 1/11/98
42	Gene Lang, vs. Cleveland, 1/17/88
41	Terrell Davis, at Kansas City, 1/4/98
35	Sammy Winder, at Seattle, 12/24/83
34	Bobby Humphrey, vs. San Francisco, 1/28/90
34	John Elway, at Cleveland, 1/11/87

## PASSING

### MOST PASS ATTEMPTS

#### Career

651	John Elway, 1983-98
120	Jake Plummer, 2003-06
90	Craig Morton, 1977-82
28	Gus Frerotte, 2000-01
26	Norris Weese, 1976-79
19	Gary Kubiak, 1983-91
19	Steve DeBerg, 1981-83
10	Jarius Jackson, 2000-03
7	Tommy Maddox, 1992-93
2	Steve Sewell, 1985-92

### Game

47	Elway, at L.A. Raiders, 1/9/94
38	Elway, vs. Jacksonville, 1/4/97
38	Elway, vs. Washington, 1/31/88
38	Elway, at Cleveland, 1/11/87 (OT)
37	Elway, vs. N.Y. Giants, 1/25/87
37	Elway, vs. Pittsburgh, 12/30/84
36	Elway, vs. Cleveland, 1/14/90
34	Plummer, at Indianapolis, 1/9/05
34	Elway, vs. N.Y. Jets, 1/17/99
33	Elway, vs. Houston, 1/4/92

## POSTSEASON INDIVIDUAL RECORDS — PASSING

### MOST COMPLETIONS

#### Career

355	John Elway, 1983-1998
80	Jake Plummer, 2003-06
42	Craig Morton, 1977-82
16	Gary Kubiak, 1983-91
14	Steve DeBerg, 1981-83
13	Gus Frerotte, 2000-01
12	Norris Weese, 1976-79
5	Jarius Jackson, 2000-03
3	Tommy Maddox, 1992-93
2	Steve Sewell, 1985-92

### Game

29	Elway, at L.A. Raiders, 1/9/94
25	Elway, vs. Jacksonville, 1/4/97
24	Plummer, at Indianapolis, 1/9/05
23	Plummer, at Indianapolis, 1/4/04
22	Elway, vs. N.Y. Giants, 1/25/87
22	Elway, at Cleveland, 1/11/87 (OT)
20	Elway, vs. Cleveland, 1/14/90
19	Elway, at Pittsburgh, 12/30/94
19	Elway, vs. Houston, 1/4/92

### HIGHEST COMPLETION PERCENTAGE

#### Career (min. 15 passes)

.842	Gary Kubiak, 1983-91 (16-19)
.737	Steve DeBerg, 1981-83 (14-19)
.667	Jake Plummer, 2003-06 (80-120)
.545	John Elway, 1983-98 (355-651)
.467	Craig Morton, 1977-82 (42-90)
.464	Gus Frerotte, 2000-01 (13-28)
.462	Norris Weese, 1976-79 (12-26)

### Game (min. 12 passes)

.917	Kubiak, at Buffalo, 1/12/92 (11-12)
.767	Plummer, at Indianapolis, 1/4/04 (23-30)
.737	DeBerg, at Seattle, 12/24/83 (14-19)
.706	Plummer, at Indianapolis, 1/9/05 (24-34)
.667	Elway, vs. Jacksonville, 12/27/97 (16-24)
.667	Elway, at Seattle, 12/24/83 (10-15)
.658	Elway, vs. Jacksonville, 1/4/97 (25-38)
.621	Elway, vs. Atlanta, 1/31/99 (18-29)
.617	Elway, at L.A. Raiders, 1/9/94 (29-47)
.609	Elway, vs. Miami, 1/9/99 (14-23)

### MOST PASSING YARDS

#### Career

4,964	John Elway, 1983-98
885	Jake Plummer, 2003-06
605	Craig Morton, 1977-82
212	Gary Kubiak, 1983-91
140	Norris Weese, 1976-79
131	Steve DeBerg, 1981-83
124	Gus Frerotte, 2000-01
54	Jarius Jackson, 2000-03
52	Gerald Willhite, 1982-88
34	Tommy Maddox, 1992-93

### Game

385	Elway, vs. Cleveland, 1/14/90
336	Elway, vs. Atlanta, 1/31/99
304	Elway, vs. N.Y. Giants, 1/25/87
302	Elway, at L.A. Raiders, 1/9/94
284	Plummer, at Indianapolis, 1/9/05
281	Elway, vs. Cleveland, 1/17/88
259	Elway, vs. Houston, 1/10/88
257	Elway, vs. Houston, 1/4/92
257	Elway, vs. Washington, 1/31/88
257	Elway, vs. New England, 1/4/87

### MOST TOUCHDOWN PASSES

#### Career

27	John Elway, 1983-98
5	Jake Plummer, 2003-06
5	Craig Morton, 1977-82
1	Steve DeBerg, 1981-83

### Game

3	Elway, at L.A. Raiders, 1/9/94
3	Elway, vs. Cleveland, 1/14/90
3	Elway, vs. Cleveland, 1/17/88

2	Plummer, at Indianapolis, 1/9/05
2	Elway, at Pittsburgh, 1/11/98
2	Elway, vs. Jacksonville, 1/4/97
2	Elway, vs. Houston, 1/10/88
2	Elway, vs. Pittsburgh, 12/30/84
2	Morton, vs. Oakland, 1/1/78
2	Morton, vs. Pittsburgh, 12/24/77

### MOST INTERCEPTIONS THROWN

#### Career

21	John Elway, 1983-98
6	Jake Plummer, 2003-06
6	Craig Morton, 1977-82
1	Gus Frerotte, 2000-01
1	Steve DeBerg, 1981-83

### Game

4	Morton, vs. Dallas, 1/15/78
3	Elway, vs. Washington, 1/31/88
2	Plummer, vs. Pittsburgh, 1/22/06
2	Plummer, at Indianapolis, 1/4/04
2	Elway, vs. San Francisco, 1/28/90
2	Elway, vs. New England, 1/4/87
2	Elway, vs. Pittsburgh, 12/30/84
1	18 times (last: Plummer, vs. N.E., 1/14/06)

### BEST INTERCEPTION AVOIDANCE PERCENTAGE

#### Career (min. 15 passes)

.000	Gary Kubiak, 1983-91 (0-19)
.000	Norris Weese, 1976-79 (0-26)
.032	John Elway, 1983-98 (21-651)
.036	Gus Frerotte, 2000-01 (1-28)
.050	Jake Plummer, 2003-06 (6-120)
.053	Steve DeBerg, 1981-83 (1-19)
.067	Craig Morton, 1977-82 (6-90)

### HIGHEST AVERAGE GAIN PER ATTEMPT

#### Career (min. 15 passes)

11.16	Gary Kubiak, 1983-91 (19-212)
7.63	John Elway, 1983-98 (651-4,964)
7.38	Jake Plummer, 2003-06 (120-885)
6.89	Steve DeBerg, 1981-83 (19-131)
6.72	Craig Morton, 1977-82 (90-605)
5.38	Norris Weese, 1976-79 (26-140)
4.43	Gus Frerotte, 2000-01 (28-124)

### HIGHEST AVERAGE GAIN PER COMPLETION

#### Career (min. 15 passes)

14.40	Craig Morton, 1977-82 (42-605)
13.98	John Elway, 1983-98 (355-4,964)
13.25	Gary Kubiak, 1983-91 (16-212)
11.67	Norris Weese, 1976-79 (12-140)
11.06	Jake Plummer, 2003-06 (80-885)
9.54	Gus Frerotte, 2000-01 (13-124)
9.36	Steve DeBerg, 1981-83 (14-131)

### HIGHEST PASSER RATING

#### Career (min. 15 passes)

113.2	Gary Kubiak, 1983-91
87.8	Steve DeBerg, 1981-83
81.4	Jake Plummer, 2003-06
79.7	John Elway, 1983-98
63.0	Norris Weese, 1976-79
59.7	Craig Morton, 1977-82
44.3	Gus Frerotte, 2000-01

### Game (min. 12 passes)

120.7	Elway, vs. Cleveland, 1/14/90
114.4	Elway, vs. Cleveland, 1/17/88

### LONGEST PASS PLAY

80t	John Elway to Rod Smith, vs. Atlanta, 1/31/99
80t	John Elway to Mark Jackson, vs. Cleveland, 1/17/88
74t	Craig Morton to Haven Moses, vs. Oakland, 1/1/78
70t	John Elway to Michael Young, vs. Cleveland, 1/14/90
56t	John Elway to Ricky Nattiel, vs. Washington, 1/31/88
55	John Elway to Vance Johnson, vs. Houston, 1/10/88
54	John Elway to Vance Johnson, vs. N.Y. Giants, 1/25/87



## POSTSEASON IND. RECORDS — RECEIVING / INTs / SACKS

### LONGEST PASS PLAY, CONT.

53	John Elway to Michael Young, vs. Cleveland, 1/14/90
52	Gerald Willhite to Steve Watson, vs. Pittsburgh, 12/30/84
51	John Elway to Mark Jackson, vs. Pittsburgh, 1/7/90

### RECEIVING

#### MOST RECEPTIONS

##### Career

49	Rod Smith, 1995-2007
47	Shannon Sharpe, 1990-99, '02-03
41	Vance Johnson, 1985-93, '95
36	Ed McCaffrey, 1995-2003
31	Steve Sewell, 1985-92
21	Steve Watson, 1979-87
20	Mark Jackson, 1986-92
20	Sammy Winder, 1982-90
19	Terrell Davis, 1995-2002
13	Ricky Nattiel, 1987-92
13	Haven Moses, 1972-81

##### Game

13	Sharpe, at L.A. Raiders, 1/9/94
11	Watson, vs. Pittsburgh, 12/30/84
8	McCaffrey, at Baltimore, 12/31/00
8	V. Johnson, at Buffalo, 1/12/92
7	R. Smith, at Indianapolis, 1/3/05
7	Davis, vs. Jacksonville, 1/4/97
7	Sewell, at Buffalo, 1/12/92
7	V. Johnson, vs. Cleveland, 1/14/90
7	Myles, at Seattle, 12/24/83
6	R. Smith, vs. New England, 1/14/06
6	R. Smith, at Pittsburgh, 1/11/98

#### MOST RECEIVING YARDS

##### Career

860	Rod Smith, 1995-2007
719	Vance Johnson, 1985-93, '95
505	Shannon Sharpe, 1990-99, '02-03
490	Ed McCaffrey, 1995-2003
422	Mark Jackson, 1986-92
375	Steve Sewell, 1985-92
358	Steve Watson, 1979-87
314	Haven Moses, 1972-81
255	Michael Young, 1989-92
251	Ricky Nattiel, 1987-92

##### Game

177	Watson, vs. Pittsburgh, 12/30/84
168	Moses, vs. Oakland, 1/1/78
156	Sharpe, at L.A. Raiders, 1/9/94
152	R. Smith, vs. Atlanta, 1/31/99
134	Jackson, vs. Cleveland, 1/17/88
123	Young, vs. Cleveland, 1/14/90
121	V. Johnson, vs. N.Y. Giants, 1/25/87
111	Jackson, vs. Pittsburgh, 1/7/90
105	V. Johnson, vs. Houston, 1/10/88
104	V. Johnson, at Buffalo, 1/12/92

#### HIGHEST AVERAGE GAIN PER RECEPTION

##### Career (min. 5 receptions)

24.2	Haven Moses, 1972-81 (13-314)
23.2	Michael Young, 1989-92 (11-255)
21.1	Mark Jackson, 1986-92 (20-422)
19.3	Ricky Nattiel, 1987-92 (13-251)
19.3	Jack Dolbin, 1975-79 (7-135)
17.6	Rod Smith, 1995-2007 (49-860)
17.5	Vance Johnson, 1985-93, '95 (41-719)
17.0	Steve Watson, 1979-87 (21-358)
15.9	Jeb Putzier, 2002-05 (10-159)
15.2	Ashley Lelie, 2002-05 (10-152)

##### Game (min. 4 receptions)

33.60	Moses, vs. Oakland, 1/1/78 (5-168)
33.50	Jackson, vs. Cleveland, 1/17/88 (4-134)
30.40	R. Smith, vs. Atlanta, 1/31/99 (5-152)
26.25	V. Johnson, vs. Houston, 1/10/88 (4-105)
24.20	V. Johnson, vs. N.Y. Giants, 1/25/87 (5-121)

22.25	V. Johnson, vs. New England, 1/4/87 (4-89)
22.20	Jackson, vs. Pittsburgh, 1/7/90 (5-111)

#### MOST RECEIVING TOUCHDOWNS

##### Career

6	Rod Smith, 1995-2007
4	Vance Johnson, 1985-93, '95
2	Howard Griffith, Mark Jackson, Clarence Kay, Ed McCaffrey, Haven Moses, Ricky Nattiel, Shannon Sharpe, Sammy Winder
1	12 players (last: A. Lelie vs. N.E., 1/14/06)

##### Game

2	Kay, vs. Houston, 1/10/88
2	Moses, vs. Oakland, 1/1/78

### INTERCEPTIONS

#### MOST INTERCEPTIONS

##### Career

5	Darrien Gordon, 1997-98
3	Tyrone Braxton, 1987-93, '95-99
3	Bob Swenson, 1975-83
2	Darrius Johnson, 1996-99
2	Dennis Smith, 1981-94
2	Tom Jackson, 1973-86

##### Game

2	Gordon, vs. Atlanta, 1/31/99
2	Gordon, vs. N.Y. Jets, 1/17/99
2	D. Smith, vs. Cleveland, 1/14/90
2	T. Jackson, vs. Pittsburgh, 12/24/77

#### MOST YARDS ON INTERCEPTION RETURNS

##### Career

156	Darrien Gordon, 1997-98
100	Champ Bailey, 2004-07
76	Darrius Johnson, 1996-99
57	Mark Haynes, 1986-89
49	Tom Jackson, 1973-86
26	Jim Ryan, 1979-88

##### Game

108	Gordon, vs. Atlanta, 1/31/99
100	Bailey, vs. New England, 1/14/06
57	Haynes, vs. Houston, 1/10/88
49	T. Jackson, vs. Pittsburgh, 12/24/77
48	Gordon, vs. N.Y. Jets, 1/17/99
48	D. Johnson, vs. Miami, 1/9/99
28	D. Johnson, vs. Atlanta, 1/31/99
26	Ryan, at Cleveland, 1/11/87 (OT)
18	Mecklenburg, vs. Houston, 1/10/88

#### LONGEST INTERCEPTION RETURN

100	Champ Bailey, vs. New England, 1/14/06
58	Darrien Gordon, vs. Atlanta, 1/31/99
57	Mark Haynes, vs. Houston, 1/10/88
50	Darrien Gordon, vs. Atlanta, 1/31/99
48	Darrius Johnson, vs. Miami, 1/9/99
32	Tom Jackson, vs. Pittsburgh, 12/24/77
30	Darrien Gordon, vs. N.Y. Jets, 1/17/99
28	Darrius Johnson, vs. Atlanta, 1/31/99
26	Jim Ryan, at Cleveland, 1/11/87
18	Karl Mecklenburg, vs. Houston, 1/10/88

### SACKS

#### MOST SACKS

##### Career

6	Simon Fletcher, 1985-95
6	Rulon Jones, 1980-88
3	Neil Smith, 1997-99
3	Rubin Carter, 1975-86
2	Maa Tanuvasa, 1995-2000
2	Alfred Williams, 1996-99
2	Karl Mecklenburg, 1983-94
2	Jim Ryan, 1979-88
2	Lyle Alzado, 1971-78

## POSTSEASON IND. RECORDS — SACKS / PUNTS / RETURNS

### MOST SACKS, CONT.

#### Game

2	N. Smith, at Kansas City, 1/4/98
2	A. Williams, at Kansas City, 1/4/98
2	Fletcher, at L.A. Raiders, 1/9/94
2	Fletcher, vs. Cleveland, 1/14/90
2	R. Jones, vs. New England, 1/4/87
2	Alzado, vs. Dallas, 1/15/78
2	Carter, vs. Dallas, 1/15/78

### PUNTING

#### MOST PUNTS

##### Career

46	Mike Horan, 1986-2002
45	Tom Rouen, 1993-2002
19	Bucky Dilts, 1977-78
10	Luke Prestridge, 1979-83
8	Todd Sauerbrun, 2005, '07

##### Game

9	Rouen, at Baltimore, 12/31/00
7	Rouen, vs. N.Y. Jets, 1/17/99
7	Horan, vs. Washington, 1/31/88
6	Sauerbrun, vs. New England, 1/14/06
6	Rouen, at Kansas City, 1/4/98
6	Horan, at Buffalo, 1/12/92
6	Horan, vs. San Francisco, 1/28/90
6	Horan, at Cleveland, 1/11/87 (OT)
6	Prestridge, at Houston, 12/23/79
6	Dilts, vs. Pittsburgh, 12/30/78

#### HIGHEST AVERAGE PER PUNT

##### Career (min. 10 punts)

45.70	Luke Prestridge, 1979-83 (10-457)
42.13	Mike Horan, 1986-2002 (46-1,938)
39.16	Tom Rouen, 1993-2002 (45-1,762)
37.26	Bucky Dilts, 1977-78 (19-708)
49.00	Horan, vs. New England, 1/4/87 (5-245)
47.75	Prestridge, at Seattle, 12/24/83 (4-191)
46.40	Horan, vs. Cleveland, 1/14/90 (5-232)
45.67	Sauerbrun, vs. New England, 1/14/06 (6-274)
45.29	Rouen, vs. N.Y. Jets, 1/17/99 (7-317)
44.33	Prestridge, at Houston, 12/23/79 (6-266)

#### LONGEST PUNT

76	Mike Horan, at Buffalo, 1/12/92
----	---------------------------------

### PUNT RETURNS

#### MOST PUNT RETURNS

##### Career

13	Vance Johnson, 1985-93, '95
11	Darrien Gordon, 1997-98
10	Rick Upchurch, 1975-83
7	Gerald Willhite, 1982-88
6	Kevin Clark, 1987-88, '90-91
3	Deltha O'Neal, 2000-03
3	Glyn Milburn, 1993-95
3	Zach Thomas, 1983-84

##### Game

5	Gordon, vs. N.Y. Jets, 1/17/99
4	V. Johnson, vs. Cleveland, 1/14/90
3	O'Neal, at Baltimore, 12/31/00
3	Milburn, at L.A. Raiders, 1/9/94
3	V. Johnson, at Buffalo, 1/12/92
3	Willhite, at Cleveland, 1/11/87 (OT)
3	V. Johnson, vs. New England, 1/4/87
3	Z. Thomas, at Seattle, 12/24/83
3	Upchurch, vs. Dallas, 1/15/78

#### MOST YARDS ON PUNT RETURNS

##### Career

162	Darrien Gordon, 1997-98
115	Vance Johnson, 1985-93, '95
92	Rick Upchurch, 1975-83
46	Kevin Clark, 1987-88, '90-91
45	Gerald Willhite, 1982-88
38	Glyn Milburn, 1993-95

### Game

79	Gordon, vs. N.Y. Jets, 1/17/99
38	Milburn, at L.A. Raiders, 1/9/94
36	Gordon, at Kansas City, 1/4/98
36	V. Johnson, at Buffalo, 1/12/92
36	V. Johnson, vs. Cleveland, 1/14/90
30	Upchurch, at Pittsburgh, 12/30/78
26	V. Johnson, vs. New England, 1/4/87
25	Upchurch, at Houston, 12/23/79

#### HIGHEST AVERAGE PER RETURN

##### Career (min. 2 returns)

14.7	Darrien Gordon, 1997-98 (11-162)
12.7	Glyn Milburn, 1993-95 (3-38)
9.2	Rick Upchurch, 1975-83 (10-92)
8.8	Vance Johnson, 1985-93, '95 (13-115)
7.7	Kevin Clark, 1987-88, '90-91 (6-46)
6.4	Gerald Willhite, 1982-88 (7-45)

##### Game (min. 2 returns)

15.8	Gordon, vs. N.Y. Jets, 1/17/99 (5-79)
15.0	Upchurch, at Pittsburgh, 12/30/78 (2-30)
12.7	Milburn, at L.A. Raiders, 1/9/94 (3-38)
12.5	Upchurch, at Houston, 12/23/79 (2-25)
12.0	V. Johnson, at Buffalo, 1/12/92 (3-36)
9.5	Gordon, at Pittsburgh, 1/11/98 (2-19)

#### MOST PUNT RETURN TOUCHDOWNS

##### Career

None

##### Game

None

#### LONGEST PUNT RETURN

36	Darrien Gordon, vs. N.Y. Jets, 1/17/99
36	Darrien Gordon, at Kansas City, 1/4/98
22	Rick Upchurch, at Pittsburgh, 12/30/78
19	Darrien Gordon, at Pittsburgh, 1/11/98
18	Glyn Milburn, at L.A. Raiders, 1/9/94
17	Gerald Willhite, vs. Pittsburgh, 12/30/84
17	Rick Upchurch, at Houston, 12/23/79
14	Darrien Gordon, vs. Jacksonville, 12/27/97

### KICKOFF RETURNS

#### MOST KICKOFF RETURNS

##### Career

21	Ken Bell, 1986-89
20	Vaughn Hebron, 1996-98
12	Rick Upchurch, 1975-83
8	Charlie Adams, 2003-05
8	Reuben Droughns, 2002-04
8	Darren Carrington, 1989
6	Glyn Milburn, 1993-95
6	Alton Montgomery, 1990-92
5	Cecil Sapp, 2003-07
5	Gene Lang, 1984-87

##### Game

6	Droughns, at Indianapolis, 1/4/04
6	Milburn, at L.A. Raiders, 1/9/94
6	Carrington, vs. San Francisco, 1/28/90
5	Bell, vs. Washington, 1/31/88

#### MOST YARDS ON KICKOFF RETURNS

##### Career

460	Vaughn Hebron, 1996-98
383	Ken Bell, 1986-89
259	Rick Upchurch, 1975-83
197	Darren Carrington, 1989
189	Charlie Adams, 2003-05
169	Reuben Droughns, 2002-04
122	Alton Montgomery, 1990-92
97	Cecil Sapp, 2003-07
85	Glyn Milburn, 1993-95
81	Zach Thomas, 1983-84

##### Game

146	Carrington, vs. San Francisco, 1/28/90
133	Droughns, at Indianapolis, 1/4/04
110	Adams, vs. Pittsburgh, 1/22/06
94	Upchurch, vs. Dallas, 1/15/78

## POSTSEASON IND. RECORDS — RETURNS / KICKING / SCORING

### MOST YARDS ON KICKOFF RETURNS, GAME, CONT.

88	Montgomery, vs. Houston, 1/4/92
88	Bell, vs. Washington, 1/31/88
87	Hebron, vs. Jacksonville, 12/27/97
86	Sapp, at Indianapolis, 1/9/05
85	Hebron, vs. Jacksonville, 1/4/97
85	Milburn, at L.A. Raiders, 1/9/94

### HIGHEST AVERAGE PER KICKOFF RETURN

#### Career (min. 3 returns)

27.25	John Schultz, 1976-78 (4-109)
24.63	Darren Carrington, 1989 (8-197)
23.63	Charlie Adams, 2003-05 (8-189)
23.00	Vaughn Hebron, 1996-98 (20-460)
21.58	Rick Upchurch, 1975-83 (12-259)
21.13	Reuben Droughns, 2002-04 (8-169)
20.33	Alton Montgomery, 1990-92 (6-122)
20.25	Zach Thomas, 1983-84 (4-81)
18.67	Dave Preston, 1978-83 (3-56)
19.40	Cecil Sapp, 2003-07 (5-97)

#### Game (min. 2 returns)

31.33	Upchurch, vs. Dallas, 1/15/78 (3-94)
31.00	Bell, vs. Pittsburgh, 1/7/90 (2-62)
31.00	Schultz, vs. Dallas, 1/15/78 (2-62)
29.00	Hebron, vs. Jacksonville, 12/27/97 (3-87)
28.33	Hebron, vs. Jacksonville, 1/4/97 (3-85)
28.00	Willhite, vs. Pittsburgh, 12/30/84 (2-56)
27.50	Adams, vs. Pittsburgh, 1/22/06 (4-110)
25.50	Hebron, at Kansas City, 1/4/98 (2-51)
25.50	Carrington, vs. Pittsburgh, 1/7/90 (2-51)
24.33	Carrington, vs. San Francisco, 1/28/90 (6-146)

### MOST KICKOFF RETURN TOUCHDOWNS

#### Career

None

#### Game

None

### LONGEST KICKOFF RETURN

67	Rick Upchurch, vs. Dallas, 1/15/78
51	Vaughn Hebron, vs. Jacksonville, 12/27/97
47	Charlie Adams, vs. Pittsburgh, 1/22/06
41	Triandos Luke, at Indianapolis, 1/9/05
39	Darren Carrington, vs. San Francisco, 1/28/90
38	Vaughn Hebron, vs. Jacksonville, 1/4/97
37	John Schultz, vs. Dallas, 1/15/78
35	Ken Bell, vs. New England, 1/4/87
33	Reuben Droughns, at Indianapolis, 1/4/04
32	Vaughn Hebron, vs. Green Bay, 1/25/98

## KICKING

### MOST PAT ATTEMPTS

#### Career

40	Jason Elam, 1993-2007
19	Rich Karlis, 1982-88
12	David Treadwell, 1989-92
9	Jim Turner, 1971-79

#### Game

6	Elam, vs. Jacksonville, 12/27/97
5	Elam, vs. Miami, 1/9/99
5	Karlis, vs. Cleveland, 1/17/88
4	Elam, vs. Atlanta, 1/31/99
4	Elam, vs. Green Bay, 1/25/98
4	Treadwell, vs. Cleveland, 1/14/90
4	Karlis, vs. Houston, 1/10/88
4	Turner, vs. Pittsburgh, 12/24/77

### MOST PATS MADE

#### Career

39	Jason Elam, 1993-2007
19	Rich Karlis, 1982-88
11	David Treadwell, 1989-92
9	Jim Turner, 1971-79

#### Game

6	Elam, vs. Jacksonville, 12/27/97
5	Elam, vs. Miami, 1/9/99
5	Karlis, vs. Cleveland, 1/17/88

4	Elam, vs. Atlanta, 1/31/99
4	Elam, vs. Green Bay, 1/25/98
4	Treadwell, vs. Cleveland, 1/14/90
4	Karlis, vs. Houston, 1/10/88
4	Turner, vs. Pittsburgh, 12/24/77

### HIGHEST PAT PERCENTAGE

#### Career

1.000	Rich Karlis, 1982-88 (19-19)
1.000	Jim Turner, 1971-79 (9-9)
.975	Jason Elam, 1993-2007 (39-40)
.916	David Treadwell, 1989-92 (11-12)

### MOST FIELD GOALS ATTEMPTED

#### Career

18	Jason Elam, 1993-2007
18	Rich Karlis, 1982-88
11	David Treadwell, 1989-92
8	Jim Turner, 1971-79

#### Game

4	Elam, vs. Atlanta, 1/31/99
4	Treadwell, vs. Cleveland, 1/28/90
4	Karlis, vs. N.Y. Giants, 1/25/87
3	Elam, vs. N.Y. Jets, 1/17/99
3	Treadwell, at Buffalo, 1/12/92
3	Karlis, at Cleveland, 1/11/87 (OT)
3	Karlis, vs. Pittsburgh, 12/30/84
3	Turner, vs. Oakland, 1/1/78

### MOST FIELD GOALS MADE

#### Career

15	Jason Elam, 1993-2007
12	Rich Karlis, 1982-88
7	David Treadwell, 1989-92
4	Jim Turner, 1971-79

#### Game

3	Elam, vs. N.Y. Jets, 1/17/99
3	Treadwell, vs. Cleveland, 1/14/90
3	Karlis, at Cleveland, 1/11/87 (OT)
2	Elam, vs. New England, 1/14/06
2	Elam, vs. Atlanta, 1/31/99
2	Treadwell, vs. Houston, 1/4/92
2	Karlis, vs. Houston, 1/10/88
2	Karlis, vs. N.Y. Giants, 1/25/87
2	Karlis, vs. New England, 1/4/87
2	Turner, vs. Pittsburgh, 12/24/77

### HIGHEST FIELD GOAL PERCENTAGE

#### Career

.833	Jason Elam, 1993-2007 (15-18)
.667	Rich Karlis, 1982-88 (12-18)
.636	David Treadwell, 1989-92 (7-11)
.500	Jim Turner, 1971-79 (4-8)

### LONGEST FIELD GOAL

51	Jason Elam, vs. Green Bay, 1/25/98
50	Jason Elam, vs. New England, 1/14/06
49	Jason Elam, at Indianapolis, 1/4/04
49	David Treadwell, vs. Houston, 1/4/92
48	Jason Elam, vs. N.Y. Jets, 1/17/99
48	Rich Karlis, vs. N.Y. Giants, 1/25/87
47	Jim Turner, vs. Dallas, 1/15/78
44	Jim Turner, vs. Pittsburgh, 12/24/77
43	Jason Elam, at Pittsburgh, 1/11/98
43	David Treadwell, vs. Pittsburgh, 1/7/90
43	Rich Karlis, vs. Houston, 1/10/88

## SCORING

### MOST TOUCHDOWNS SCORED

#### Career

12	Terrell Davis, 1995-2002
6	Rod Smith, 1995-2007
6	John Elway, 1983-98
4	Howard Griffith, 1997-2001
4	Vance Johnson, 1985-93, '95
3	Mike Anderson, 2000-05
3	Derek Loville, 1997-99
3	Sammy Winder, 1982-90

## POSTSEASON IND. / TEAM RECORDS — RESULTS / SCORING

### MOST TOUCHDOWNS SCORED, CONT.

#### Game

3	Davis, vs. Green Bay, 1/25/98
2	11 times (last: Anderson vs. New England, 1/14/06)

### MOST POINTS SCORED

#### Career

84	Jason Elam, 1993-2007
74	Terrell Davis, 1995-2002
55	Rich Karlis, 1982-88
36	Rod Smith, 1995-2007
36	John Elway, 1983-98
32	David Treadwell, 1989-92
24	Howard Griffith, 1997-2001
24	Vance Johnson, 1985-93, '95
21	Jim Turner, 1971-79
18	Mike Anderson, 2000-05
18	Derek Loville, 1997-99
18	Sammy Winder, 1982-90

#### Game

18	Davis, vs. Green Bay, 1/25/98
13	Treadwell, vs. Cleveland, 1/14/90
12	11 times (last: Anderson, vs. New England, 1/14/06)

## POSTSEASON GAME-BY-GAME

### Won-Lost Record: 17-15

1/22/06	<b>Pittsburgh 34, Denver 17</b> AFC Championship Game (INVESCO Field at Mile High, att.: 76,775)
1/14/06	<b>Denver 27, New England 13</b> AFC Divisional Playoff Game (INVESCO Field at Mile High, att.: 76,238)
1/9/05	<b>Indianapolis 49, Denver 24</b> AFC Wild Card Playoff Game (RCA Dome, att.: 56,609)
1/4/04	<b>Indianapolis 41, Denver 10</b> AFC Wild Card Playoff Game (RCA Dome, att.: 56,586)
12/31/00	<b>Baltimore 21, Denver 3</b> AFC Wild Card Playoff Game (PSINet Stadium, att.: 69,638)
1/31/99	<b>Denver 34, Atlanta 19</b> Super Bowl XXXIII (Pro Player Stadium, att.: 74,803)
1/17/99	<b>Denver 23, New York Jets 10</b> AFC Championship Game (Mile High Stadium, att.: 75,482)
1/9/99	<b>Denver 38, Miami 3</b> AFC Divisional Playoff Game (Mile High Stadium, att.: 75,729)
1/25/98	<b>Denver 31, Green Bay 24</b> Super Bowl XXXII (Qualcomm Stadium, att.: 68,912)
1/11/98	<b>Denver 24, Pittsburgh 21</b> AFC Championship Game (Three Rivers Stadium, att.: 61,382)
1/4/98	<b>Denver 14, Kansas City 10</b> AFC Divisional Playoff Game (Arrowhead Stadium, att.: 76,965)
12/27/97	<b>Denver 42, Jacksonville 17</b> AFC Wild Card Playoff Game (Mile High Stadium, att.: 74,481)
1/4/97	<b>Jacksonville 30, Denver 27</b> AFC Divisional Playoff Game (Mile High Stadium, att.: 75,678)
1/9/94	<b>Los Angeles Raiders 42, Denver 24</b> AFC Wild Card Playoff Game (L.A. Coliseum, att.: 65,314)
1/12/92	<b>Buffalo 10, Denver 7</b> AFC Championship Game (Rich Stadium, att.: 80,272)
1/4/92	<b>Denver 26, Houston 24</b> AFC Divisional Playoff Game (Mile High Stadium, att.: 75,301)

1/28/90	<b>San Francisco 55, Denver 10</b> Super Bowl XXIV (Superdome, att.: 72,919)
1/14/90	<b>Denver 37, Cleveland 21</b> AFC Championship Game (Mile High Stadium, att.: 76,005)
1/7/90	<b>Denver 24, Pittsburgh 23</b> AFC Divisional Playoff Game (Mile High Stadium, att.: 75,868)
1/31/88	<b>Washington 42, Denver 10</b> Super Bowl XXII (Jack Murphy Stadium, att.: 73,302)
1/17/88	<b>Denver 38, Cleveland 33</b> AFC Championship Game (Mile High Stadium, att.: 75,993)
1/10/88	<b>Denver 34, Houston 10</b> AFC Divisional Playoff Game (Mile High Stadium, att.: 75,968)
1/25/87	<b>New York Giants 39, Denver 20</b> Super Bowl XXI (Rose Bowl, att.: 101,063)
1/11/87	<b>Denver 23, Cleveland 20 (OT)</b> AFC Championship Game (Cleveland Stadium, att.: 79,915)
1/4/87	<b>Denver 22, New England 17</b> AFC Divisional Playoff Game (Mile High Stadium, att.: 76,105)
12/30/84	<b>Pittsburgh 24, Denver 17</b> AFC Divisional Playoff Game (Mile High Stadium, att.: 74,981)
12/24/83	<b>Seattle 31, Denver 7</b> AFC Wild Card Playoff Game (Kingdome, att.: 60,752)
12/23/79	<b>Houston 13, Denver 7</b> AFC Wild Card Playoff Game (Astrodome, att.: 48,776)
12/30/78	<b>Pittsburgh 33, Denver 10</b> AFC Divisional Playoff Game (Three Rivers Stadium, att.: 48,921)
1/15/78	<b>Dallas 27, Denver 10</b> Super Bowl XII (Superdome, att.: 76,400)
1/1/78	<b>Denver 20, Oakland 17</b> AFC Championship Game (Mile High Stadium, att.: 74,982)
12/24/77	<b>Denver 34, Pittsburgh 21</b> AFC Divisional Playoff Game (Mile High Stadium, att.: 75,011)

## SCORING

### MOST POINTS SCORED

42	vs. Jacksonville, 12/27/97
38	vs. Miami, 1/9/99
38	vs. Cleveland, 1/17/88
37	vs. Cleveland, 1/14/90
34	vs. Atlanta, 1/31/99
34	vs. Houston, 1/10/88
34	vs. Pittsburgh, 12/24/77
31	vs. Green Bay, 1/25/98
27	vs. New England, 1/14/06
27	vs. Jacksonville, 1/4/97

### MOST POINTS SCORED, ONE HALF

27	vs. Cleveland, 1/14/90 (2nd)
24	at Pittsburgh, 1/11/98 (1st)
23	vs. N.Y. Jets, 1/17/99 (2nd)
21	at Indianapolis, 1/9/05 (2nd)
21	vs. Miami, 1/9/99 (1st)
21	vs. Jacksonville, 12/27/97 (2nd)
21	vs. Jacksonville, 12/27/97 (1st)
21	at L.A. Raiders, 1/9/94 (1st)
21	vs. Cleveland, 1/17/88 (1st)
20	vs. Pittsburgh, 12/24/77 (2nd)

## POSTSEASON TEAM RECORDS — SCORING / OFFENSE

### MOST POINTS SCORED, ONE QUARTER

21	vs. Jacksonville, 12/27/97 (4th)
20	vs. N.Y. Jets, 1/17/99 (3rd)
17	vs. Atlanta, 1/31/99 (4th)
17	at Pittsburgh, 1/11/98 (2nd)
15	vs. Jacksonville, 1/4/97 (4th)
14	at Indianapolis, 1/9/05 (3rd)
14	vs. Miami, 1/9/99 (4th)
14	vs. Miami, 1/9/99 (1st)
14	vs. Jacksonville, 12/27/97 (1st)
14	at L.A. Raiders, 1/9/94 (2nd)
14	vs. Cleveland, 1/14/90 (3rd)
14	vs. Cleveland, 1/17/88 (1st)

### TOTAL OFFENSE

#### MOST TOTAL PLAYS

77	at Cleveland, 1/11/87 (OT)
76	vs. Jacksonville, 12/27/97
76	vs. Cleveland, 1/14/90
75	vs. N.Y. Jets, 1/17/99
75	vs. New England, 1/4/87
73	at L.A. Raiders, 1/9/94
69	at Buffalo, 1/12/92
69	at Seattle, 12/24/83

#### MOST TOTAL YARDS

511	vs. Jacksonville, 12/27/97 (310 rush/201 pass)
497	vs. Cleveland, 1/14/90 (120/377)
457	vs. Atlanta, 1/31/99 (121/336)
441	vs. New England, 1/4/87 (188/253)
424	vs. Miami, 1/9/99 (250/174)
418	vs. Houston, 1/4/92 (151/267)
412	vs. Cleveland, 1/17/88 (156/256)
387	at L.A. Raiders, 1/9/94 (56/331)
374	at Cleveland, 1/11/87 (149/225) (OT)
372	vs. N.Y. Giants, 1/25/87 (52/320)

#### HIGHEST AVERAGE GAIN PER PLAY

7.0	vs. Atlanta, 1/31/99 (65-457)
7.0	vs. Pittsburgh, 1/7/90 (52-364)
6.8	vs. Miami, 1/9/99 (62-424)
6.7	vs. Jacksonville, 12/27/97 (76-511)
6.5	vs. Cleveland, 1/14/90 (52-364)
6.4	vs. Houston, 1/4/92 (65-418)
6.1	vs. Cleveland, 1/17/88 (67-412)
5.9	vs. Jacksonville, 1/4/97 (60-351)
5.8	at Indianapolis, 1/9/05 (58-338)
5.8	vs. N.Y. Giants, 1/25/87 (64-372)

### RUSHING

#### MOST RUSHES

49	vs. Jacksonville, 12/27/97
42	vs. New England, 1/4/87
39	vs. Green Bay, 1/25/98
39	vs. Cleveland, 1/14/90
39	vs. Cleveland, 1/17/88
38	vs. N.Y. Jets, 1/17/99
38	vs. Miami, 1/9/99
37	at Cleveland, 1/11/87 (OT)
37	vs. Oakland, 1/1/78
37	vs. Pittsburgh, 12/24/77

#### MOST RUSHING YARDS

310	vs. Jacksonville, 12/27/97
250	vs. Miami, 1/9/99
188	vs. New England, 1/4/87
179	vs. Green Bay, 1/25/98
178	vs. N.Y. Jets, 1/17/99
156	vs. Cleveland, 1/17/88
151	vs. Houston, 1/4/92
150	at Pittsburgh, 1/11/98
149	at Cleveland, 1/11/87 (OT)
146	at Indianapolis, 1/4/04

#### HIGHEST AVERAGE GAIN PER RUSH (MIN. 10 RUSHES)

6.6	vs. Miami, 1/9/99 (38-250)
6.3	vs. Jacksonville, 12/27/97 (49-310)
6.0	vs. Jacksonville, 1/4/97 (21-126)
5.7	vs. Washington, 1/31/88 (17-97)
5.6	at Indianapolis, 1/4/04 (26-146)
5.0	at Pittsburgh, 1/11/98 (30-150)
4.9	vs. Houston, 1/4/92 (31-151)
4.7	vs. N.Y. Jets, 1/17/99 (38-178)

#### MOST RUSHING TOUCHDOWNS

5	vs. Jacksonville, 12/27/97
4	vs. Green Bay, 1/25/98
3	vs. Atlanta, 1/31/99
3	vs. Miami, 1/9/99
2	8 times (last: vs. New England, 1/14/06)

### PASSING

#### MOST PASS ATTEMPTS

54	at L.A. Raiders, 1/9/94
41	vs. N.Y. Giants, 1/25/87
39	vs. Washington, 1/31/88
38	at Baltimore, 12/31/00
38	vs. Jacksonville, 1/4/97
38	at Cleveland, 1/11/87 (OT)
38	vs. Pittsburgh, 12/24/77
36	vs. Cleveland, 1/14/90

#### MOST COMPLETIONS

32	at L.A. Raiders, 1/9/94
26	vs. N.Y. Giants, 1/25/87
25	vs. Jacksonville, 1/4/97
24	at Indianapolis, 1/9/05
24	at Seattle, 12/24/83
23	at Indianapolis, 1/4/04
22	at Buffalo, 1/12/92
22	at Cleveland, 1/11/87 (OT)

#### HIGHEST COMPLETION PERCENTAGE (MIN. 10 ATTEMPTS)

.767	at Indianapolis, 1/4/04 (23/30)
.706	at Indianapolis, 1/9/05 (24/34)
.706	at Seattle, 12/24/83 (24/34)
.667	vs. Jacksonville, 12/27/97 (16/24)
.667	at Buffalo, 1/12/92 (22/33)
.658	vs. Jacksonville, 1/4/97 (25/38)
.634	vs. N.Y. Giants, 1/25/87 (26/41)
.621	vs. Atlanta, 1/31/99 (18/29)
.609	vs. Miami, 1/9/99 (14/23)

#### MOST YARDS PASSING (NET YARDS)

377	vs. Cleveland, 1/14/90
336	vs. Atlanta, 1/31/99
331	at L.A. Raiders, 1/9/94
320	vs. N.Y. Giants, 1/25/87
267	vs. Houston, 1/4/92
260	at Indianapolis, 1/9/05
256	vs. Cleveland, 1/17/88
255	vs. Houston, 1/10/88
253	vs. New England, 1/4/87
235	at Seattle, 12/24/83

#### MOST TOUCHDOWN PASSES

3	at L.A. Raiders, 1/9/94
3	vs. Cleveland, 1/14/90
3	vs. Cleveland, 1/17/88
2	7 times (last: at Indianapolis, 1/9/05)

#### MOST INTERCEPTIONS THROWN

4	vs. Dallas, 1/15/78
3	vs. Washington, 1/31/88
2	vs. Pittsburgh, 1/22/06
2	at Indianapolis, 1/4/04
2	vs. San Francisco, 1/28/90
2	vs. New England, 1/4/87
2	vs. Pittsburgh, 12/30/84
2	at Seattle, 12/24/83

## POSTSEASON TEAM RECORDS — FIRST DOWNS / SPECIAL TEAMS

### MOST TIMES SACKED

6	vs. San Francisco, 1/28/90
6	at Houston, 12/23/79
6	at Pittsburgh, 12/30/78
5	at Baltimore, 12/31/00
5	vs. Washington, 1/31/88
4	at Buffalo, 1/12/92
4	vs. N.Y. Giants, 1/25/87
4	vs. Pittsburgh, 12/30/84
4	vs. Dallas, 1/15/78

### MOST YARDAGE LOST ON SACKS

50	vs. Washington, 1/31/88
43	at Baltimore, 12/31/00
40	at Houston, 12/23/79
37	vs. Pittsburgh, 12/30/84
37	at Pittsburgh, 12/30/78
34	at Buffalo, 1/12/92
33	vs. San Francisco, 1/28/90
32	vs. N.Y. Giants, 1/25/87

### FIRST DOWNS

#### MOST FIRST DOWNS

28	vs. Jacksonville, 12/27/97
26	at L.A. Raiders, 1/9/94
26	vs. Houston, 1/4/92
24	vs. Miami, 1/9/99
24	vs. Cleveland, 1/17/88
23	at Pittsburgh, 1/11/98
23	vs. N.Y. Giants, 1/25/87
23	vs. New England, 1/4/87
22	vs. Atlanta, 1/31/99

#### MOST FIRST DOWNS RUSHING

18	vs. Jacksonville, 12/27/97
14	vs. Green Bay, 1/25/98
13	vs. Miami, 1/9/99
13	vs. Houston, 1/4/92
12	vs. New England, 1/4/87
10	at Indianapolis, 1/4/04
10	vs. Cleveland, 1/17/88

#### MOST FIRST DOWNS PASSING

18	at L.A. Raiders, 1/9/94
16	vs. N.Y. Giants, 1/25/87
15	at Pittsburgh, 1/11/98
14	at Indianapolis, 1/9/05
14	vs. Atlanta, 1/31/99
14	vs. Cleveland, 1/14/90
14	at Seattle, 12/24/83
13	vs. Jacksonville, 1/4/97
13	at Buffalo, 1/12/92
13	at Cleveland, 1/11/87 (OT)

#### MOST FIRST DOWNS BY PENALTY

4	at L.A. Raiders, 1/9/94
3	vs. Pittsburgh, 1/22/06
3	at Kansas City, 1/4/98
3	vs. Cleveland, 1/17/88
3	at Cleveland, 1/11/87 (OT)

### PUNTS

#### MOST PUNTS

9	at Baltimore, 12/31/00
8	vs. N.Y. Jets, 1/17/99
7	vs. Washington, 1/31/88
7	at Cleveland, 1/11/87 (OT)

#### HIGHEST PUNTING AVERAGE (MIN. 4 PUNTS)

47.8	at Seattle, 12/24/83 (4-191)
46.4	vs. Cleveland, 1/14/90 (5-232)
46.0	vs. New England, 1/4/87 (6-276)
45.7	vs. New England, 1/14/06 (6-274)
44.3	at Houston, 12/23/79 (6-266)

#### HIGHEST NET PUNTING AVERAGE (MIN. 4 PUNTS)

40.3	at Buffalo, 1/12/92 (6-242)
40.0	vs. Pittsburgh, 12/30/84 (4-160)
39.5	vs. New England, 1/14/06 (6-237)
39.5	vs. Oakland, 1/1/78 (4-158)
38.0	vs. Jacksonville, 1/4/97 (5-190)

### PUNT RETURNS

#### MOST PUNT RETURNS

5	vs. N.Y. Jets, 1/17/99
4	at Baltimore, 12/31/00
4	vs. Cleveland, 1/14/90
4	vs. New England, 1/4/87
4	vs. Dallas, 1/15/78
4	vs. Oakland, 1/1/78

#### MOST YARDS ON PUNT RETURNS

79	vs. N.Y. Jets, 1/17/99
38	at L.A. Raiders, 1/9/94
36	at Kansas City, 1/4/98
36	at Buffalo, 1/12/92
36	vs. Cleveland, 1/14/90
35	vs. New England, 1/4/87

#### MOST PUNT RETURN TOUCHDOWNS

None

### KICKOFF RETURNS

#### MOST KICKOFF RETURNS

9	vs. San Francisco, 1/28/90
8	at Indianapolis, 1/9/05
6	at Indianapolis, 1/4/04
6	vs. Jacksonville, 1/4/97
6	at L.A. Raiders, 1/9/94
6	at Seattle, 12/24/83
6	at Pittsburgh, 12/30/78
6	vs. Dallas, 1/15/78

#### MOST YARDS ON KICKOFF RETURNS

196	vs. San Francisco, 1/28/90
188	at Indianapolis, 1/9/05
173	vs. Dallas, 1/15/78
133	at Indianapolis, 1/4/04
123	vs. Jacksonville, 1/4/97
121	vs. Pittsburgh, 1/22/06
119	vs. Pittsburgh, 1/7/90
118	at Seattle, 12/24/83
95	vs. Green Bay, 1/25/98
88	2 times (last: vs. Houston, 1/4/92)

#### MOST KICKOFF RETURN TOUCHDOWNS

None

### FIELD GOALS

#### MOST FIELD GOALS ATTEMPTED

4	vs. Atlanta, 1/31/99
4	vs. Cleveland, 1/14/90
4	vs. N.Y. Giants, 1/25/87
3	vs. N.Y. Jets, 1/17/99
3	at Buffalo, 1/12/92
3	at Cleveland, 1/11/87 (OT)
3	vs. Pittsburgh, 12/30/84
3	vs. Oakland, 1/1/78

#### MOST FIELD GOALS MADE

3	vs. N.Y. Jets, 1/17/99
3	vs. Cleveland, 1/14/90
3	at Cleveland, 1/11/87 (OT)
2	vs. New England, 1/14/06
2	vs. Atlanta, 1/31/99
2	vs. Houston, 1/4/91
2	vs. Houston, 1/10/88
2	vs. N.Y. Giants, 1/25/87
2	vs. New England, 1/4/87
2	vs. Pittsburgh, 12/24/77



## POSTSEASON TEAM RECORDS — TURNOVERS / PENALTIES / DEFENSE

## FUMBLES

## Most Broncos Fumbles

4	at Kansas City, 1/4/98
4	at Buffalo, 1/12/92
4	vs. Dallas, 1/15/78
3	4 times (last: vs. Jacksonville, 12/27/97)

## Most Broncos Fumbles Lost

4	vs. Dallas, 1/15/78
2	6 times (last: vs. Pittsburgh, 1/22/06)

## Most Opponent Fumbles

6	vs. Dallas, 1/15/78
4	vs. N.Y. Jets, 1/17/99
4	at Pittsburgh, 12/30/78
3	6 times (last: vs. New England, 1/14/06)

## Most Opponent Fumbles Recovered

4	vs. N.Y. Jets, 1/17/99
3	vs. New England, 1/14/06
3	vs. Cleveland, 1/17/88
2	5 times (last: vs. Green Bay, 1/25/98)

## TURNOVERS

## Most Takeaways

6	vs. N.Y. Jets, 1/17/99 (2 INT / 4 FUM)
---	--

## Most Giveaways

8	vs. Dallas, 1/15/78 (4 INT / 4 FUM)
---	-------------------------------------

## Best Takeaway Ratio

+6	vs. N.Y. Jets, 1/17/99 (6/0)
----	------------------------------

## Worst Takeaway Ratio

-6	vs. Dallas, 1/15/78 (2/8)
----	---------------------------

## PENALTIES

## Most Penalties

10	at L.A. Raiders, 1/9/94
9	vs. Jacksonville, 12/27/97
8	at Kansas City, 1/4/98
8	vs. Jacksonville, 1/4/97
8	at Pittsburgh, 12/30/78
8	vs. Dallas, 1/15/78
8	vs. Oakland, 1/1/78

## Most Yards Penalized

104	at Pittsburgh, 12/30/78
97	at L.A. Raiders, 1/9/94
94	vs. Jacksonville, 12/27/97
70	vs. Houston, 1/4/92
70	at Houston, 12/23/79
65	vs. Green Bay, 1/25/98
64	at Kansas City, 1/4/98
64	vs. Jacksonville, 1/4/97
61	vs. Atlanta, 1/31/99
60	vs. Dallas, 1/15/78

## Fewest Penalties

0	vs. San Francisco, 1/28/90
1	vs. Cleveland, 1/14/90
1	vs. Pittsburgh, 12/30/84
2	vs. Pittsburgh, 1/7/90
3	2 times (last: vs. New England, 1/4/87)

## Fewest Yards Penalized

0	vs. San Francisco, 1/28/90
5	vs. Cleveland, 1/14/90
5	vs. Pittsburgh, 12/30/84
19	vs. Pittsburgh, 1/7/90
20	4 times (last: vs. Pittsburgh, 1/22/06)

## TOTAL DEFENSE

## Fewest Total Plays Allowed

49	vs. Jacksonville, 12/27/97
51	vs. Miami, 1/9/99
53	at L.A. Raiders, 1/9/94
53	at Seattle, 12/24/83
54	at Indianapolis, 1/4/04
54	vs. New England, 1/4/87
55	at Baltimore, 12/31/00

55	vs. Houston, 1/4/92
57	vs. New England, 1/14/06
58	at Indianapolis, 1/9/05

## Fewest Total Yards Allowed

213	at Buffalo, 1/12/92 (104 rush/109 pass)
237	vs. Jacksonville, 12/27/97 (50/187)
240	at Baltimore, 12/31/00 (122/118)
252	vs. Miami, 1/9/99 (14/238)
256	vs. Cleveland, 1/14/90 (66/190)
271	vs. New England, 1/4/87 (121/150)
282	at Houston, 12/23/79 (135/147)
298	vs. Oakland, 1/1/78 (94/204)
303	at Kansas City, 1/4/98 (77/226)
304	vs. Pittsburgh, 12/24/77 (127/177)

## Lowest Average Yield Per Play

3.5	at Buffalo, 1/12/92 (63-213)
4.0	vs. Pittsburgh, 12/24/77 (76-304)
4.1	vs. Cleveland, 1/14/90 (62-256)
4.1	vs. Oakland, 1/1/78 (72-298)

## RUSHING DEFENSE

## Fewest Rushes Allowed

13	vs. N.Y. Jets, 1/17/99
13	vs. Miami, 1/9/99
14	vs. Jacksonville, 12/27/97
14	vs. Cleveland, 1/14/90
19	vs. Houston, 1/4/92
20	vs. Green Bay, 1/25/98
21	vs. New England, 1/14/06
23	at Indianapolis, 1/4/04
23	vs. Atlanta, 1/31/99
24	3 times (last: at Indianapolis, 1/9/05)

## Fewest Rushing Yards Allowed

14	vs. N.Y. Jets, 1/17/99
14	vs. Miami, 1/9/99
50	vs. Jacksonville, 12/27/97
66	vs. Cleveland, 1/14/90
73	vs. Houston, 1/10/88
76	at Indianapolis, 1/9/05
77	at Kansas City, 1/4/98
79	vs. New England, 1/14/06
85	at Indianapolis, 1/4/04
90	vs. Pittsburgh, 1/22/06

## Lowest Average Yield Per Rush (min. 10 rushes)

1.1	vs. N.Y. Jets, 1/17/99 (13-14)
1.1	vs. Miami, 1/9/99 (13-14)
2.6	vs. Oakland, 1/1/78 (36-94)
2.7	vs. Pittsburgh, 1/22/06 (33-90)
2.8	vs. Houston, 1/10/88 (26-73)
3.0	at Buffalo, 1/12/92 (35-104)
3.0	at Cleveland, 1/11/87 (33-100) (OT)

## PASSING DEFENSE

## Fewest Pass Attempts Allowed

13	at Seattle, 12/24/83
15	at Baltimore, 12/31/00
19	at L.A. Raiders, 1/9/94
22	at Houston, 12/23/79
24	vs. New England, 1/4/87
25	at Buffalo, 1/12/92
25	vs. N.Y. Giants, 1/25/87
28	2 times (last: vs. Pittsburgh, 12/30/84)

## Fewest Completions Allowed

9	at Baltimore, 12/31/00
10	at Houston, 12/23/79
12	at Seattle, 12/24/83
13	at L.A. Raiders, 1/9/94
13	at Buffalo, 1/12/92
13	vs. New England, 1/4/87
16	at Pittsburgh, 12/30/78
17	2 times (last: vs. Pittsburgh, 12/30/84)

## POSTSEASON TEAM RECORDS — DEFENSE / MISCELLANEOUS

## Lowest Completion Pct. Allowed (min. 10 attempts)

.432	vs. Cleveland, 1/14/90 (19-44)
.455	at Houston, 12/23/79 (10-22)
.486	vs. Oakland, 1/1/78 (17-35)
.500	at Pittsburgh, 1/11/98 (18-36)
.514	vs. Pittsburgh, 12/24/77 (19-37)
.520	at Buffalo, 1/12/92 (13-25)
.542	vs. New England, 1/4/87 (13-24)
.543	vs. Atlanta, 1/31/99 (19-35)
.552	at Pittsburgh, 12/30/78 (16-29)
.556	vs. New England, 1/14/06 (20-36)

## Fewest Yards Passing Allowed (net yards)

109	at Buffalo, 1/12/92
118	at Baltimore, 12/31/00
147	at Houston, 12/23/79
150	vs. New England, 1/4/87
177	vs. Pittsburgh, 12/24/77
179	at Seattle, 12/24/83
182	vs. Dallas, 1/15/78
187	vs. Jacksonville, 12/27/97
190	vs. Cleveland, 1/14/90
193	at Pittsburgh, 1/11/98

## Most Opponent Passes Intercepted

3	vs. Atlanta, 1/31/99
3	at Pittsburgh, 1/11/98
3	vs. Cleveland, 1/14/90
3	vs. Pittsburgh, 12/24/77
2	7 times (last: vs. New England, 1/14/06)

## Most Yards on Interception Returns

136	vs. Atlanta, 1/31/99
105	vs. New England, 1/14/06
75	vs. Houston, 1/10/88
64	vs. Pittsburgh, 12/24/77
48	vs. N.Y. Jets, 1/17/99
48	vs. Miami, 1/9/99
40	at Cleveland, 1/11/87 (OT)
14	vs. Cleveland, 1/14/90
14	vs. Oakland, 1/1/78

## Most Sacks

6	vs. New England, 1/4/87
5	vs. Dallas, 1/15/78
4	at Kansas City, 1/4/98
4	vs. Cleveland, 1/14/90
3	at Pittsburgh, 1/11/98
3	vs. Jacksonville, 12/27/97

## Most Yards on Sacks

44	vs. New England, 1/4/87
35	vs. Dallas, 1/15/78
34	at Kansas City, 1/4/98
21	at Seattle, 12/24/83
20	vs. Cleveland, 1/14/90
20	vs. Cleveland, 1/17/88

## PUNTING

## Most Opponent Punts (min. 4 punts)

10	at Baltimore, 12/31/00
9	vs. New England, 1/4/87
8	at Buffalo, 1/12/92
8	vs. Cleveland, 1/14/90
7	vs. N.Y. Jets, 1/17/99

## Lowest Opponent Punting Average (min. 4 punts)

29.5	vs. Jacksonville, 12/27/97 (4-118)
35.5	vs. Green Bay, 1/25/98 (4-142)
36.0	vs. Oakland, 1/1/78 (5-180)
37.0	vs. Pittsburgh, 1/22/06 (4-148)
37.5	vs. Washington, 1/31/88 (4-150)

## FIRST DOWNS

## Fewest Opponent First Downs

12	at Buffalo, 1/12/92
12	vs. New England, 1/4/87
13	at Baltimore, 12/31/00
14	vs. Miami, 1/9/99
14	vs. Jacksonville, 12/27/97
14	vs. Cleveland, 1/14/90
15	vs. New England, 1/14/06
17	2 times (last: at Cleveland, 1/11/87) (OT)

## Fewest Opponent Rushing First Downs

1	vs. N.Y. Jets, 1/17/99
1	vs. Miami, 1/9/99
3	vs. New England, 1/14/06
3	vs. Jacksonville, 12/27/97
3	vs. Cleveland, 1/14/90
4	vs. Green Bay, 1/25/98
4	at Kansas City, 1/4/98
4	at Cleveland, 1/11/87 (OT)
5	5 times (last: vs. Pittsburgh, 1/22/06)

## Fewest Opponent Passing First Downs

5	at Buffalo, 1/12/92
6	vs. New England, 1/4/87
6	at Houston, 12/23/79
7	at Baltimore, 12/31/00
8	vs. Dallas, 1/15/78
8	vs. Pittsburgh, 12/24/77
9	vs. Jacksonville, 12/27/97

## Fewest Opponent First Downs by Penalty

0	vs. Pittsburgh, 1/22/06
0	vs. New England, 1/14/06
0	at Indianapolis, 1/4/04
0	vs. N.Y. Jets, 1/17/99
0	vs. San Francisco, 1/28/90
0	vs. Cleveland, 1/14/90
0	vs. Pittsburgh, 1/7/90
0	vs. New England, 1/4/87
0	vs. Pittsburgh, 12/30/84
0	vs. Pittsburgh, 12/24/77

## PENALTIES

## Most Opponent Penalties

17	at L.A. Raiders, 1/9/94
13	vs. Houston, 1/4/92
12	vs. Dallas, 1/15/78
11	at Pittsburgh, 12/30/78
10	vs. Miami, 1/9/99
10	vs. Houston, 1/10/88
10	vs. Pittsburgh, 12/24/77
9	vs. Green Bay, 1/25/98
9	vs. Jacksonville, 12/27/97
9	vs. Cleveland, 1/11/87 (OT)

## Most Opponent Penalty Yards

130	at L.A. Raiders, 1/9/94
94	vs. Dallas, 1/15/78
88	at Pittsburgh, 12/30/78
85	vs. Houston, 1/4/92
82	vs. New England, 1/14/06

## SCORING DEFENSE

## Fewest Points Allowed

3	vs. Miami, 1/9/99
10	vs. N.Y. Jets, 1/17/99
10	at Kansas City, 1/4/98
10	at Buffalo, 1/12/92
10	vs. Houston, 1/10/88
13	vs. New England, 1/14/06
13	at Houston, 12/23/79
17	vs. Jacksonville, 12/27/97
17	vs. New England, 1/4/87
17	vs. Oakland, 1/1/78

## ALL-TIME 1,000-YARD RUSHING SEASONS

Player	Year	Att.	Yards	Avg.	TD
Floyd Little	1971	284	1,133	4.0	6
Otis Armstrong	1974	263	1,407	5.3	9
Otis Armstrong	1976	247	1,008	4.1	5
Sammy Winder	1984	296	1,153	3.9	4
Bobby Humphrey	1989	294	1,151	3.9	7
Bobby Humphrey	1990	288	1,202	4.2	7
Gaston Green	1991	261	1,037	4.0	4
Terrell Davis	1995	237	1,117	4.7	7
Terrell Davis	1996	345	1,538	4.5	13
Terrell Davis	1997	369	1,750	4.7	15
Terrell Davis	1998	392	2,008	5.1	21
Olandis Gary	1999	276	1,159	4.2	7
Mike Anderson	2000	297	1,487	5.0	15
Clinton Portis	2002	273	1,508	5.5	15
Clinton Portis	2003	290	1,591	5.5	14
Reuben Droughns	2004	275	1,240	4.5	6
Mike Anderson	2005	239	1,014	4.2	12
Tatum Bell	2006	233	1,025	4.4	2

**TOTALS (18)** — Terrell Davis 4, Mike Anderson 2, Otis Armstrong 2, Bobby Humphrey 2, Clinton Portis 2, Tatum Bell 1, Reuben Droughns 1, Olandis Gary 1, Gaston Green 1, Floyd Little 1, Sammy Winder 1.

## ALL-TIME 1,000-YARD RECEIVING SEASONS

Player	Year	Rec.	Yards	Avg.	TD
Lionel Taylor	1960	92	1,235	13.4	12
Lionel Taylor	1961	100	1,176	11.8	4
Lionel Taylor	1963	78	1,101	14.1	10
Lionel Taylor	1965	85	1,131	13.3	6
Steve Watson	1981	60	1,244	20.7	13
Steve Watson	1983	59	1,133	19.2	5
Steve Watson	1984	69	1,170	17.0	7
Vance Johnson	1989	76	1,095	14.4	7
Anthony Miller	1994	60	1,107	18.5	5
Shannon Sharpe	1994	87	1,010	11.6	4
Anthony Miller	1995	59	1,079	18.3	14
Shannon Sharpe	1996	80	1,062	13.3	10
Rod Smith	1997	70	1,180	16.9	12
Shannon Sharpe	1997	72	1,107	15.4	3
Rod Smith	1998	86	1,222	14.2	6
Ed McCaffrey	1998	64	1,053	16.5	10
Rod Smith	1999	79	1,020	12.9	4
Ed McCaffrey	1999	71	1,018	14.3	7
Rod Smith	2000	100	1,602	16.0	8
Ed McCaffrey	2000	101	1,317	13.0	9
Rod Smith	2001	113	1,343	11.9	11
Rod Smith	2002	89	1,027	11.5	5
Rod Smith	2004	79	1,144	14.5	7
Ashley Lelie	2004	54	1,084	20.1	7
Rod Smith	2005	85	1,105	13.0	6
Javon Walker	2006	69	1,084	15.7	8
Brandon Marshall	2007	102	1,325	13.0	7

**TOTALS (27)** — Rod Smith 8, Lionel Taylor 4, Ed McCaffrey 3, Shannon Sharpe 3, Steve Watson 3, Anthony Miller 2, Vance Johnson 1, Ashley Lelie 1, Brandon Marshall 1, Javon Walker 1.

## ALL-TIME 3,000-YARD PASSING SEASONS

Player	Year	Att.	Cmp.	Pct.	Yards	TD	INT	Rtg.
Frank Tripucka	1960	478	248	51.9	3,038	24	34	58.9
Craig Morton	1981	376	225	59.8	3,195	21	14	90.5
John Elway	1985	605	327	54.0	3,891	22	23	70.2
John Elway	1986	504	280	55.6	3,485	19	13	79.0
John Elway	1987	410	224	54.6	3,198	19	12	83.4
John Elway	1988	496	274	55.2	3,309	17	19	71.4
John Elway	1989	416	223	53.6	3,051	18	18	73.7
John Elway	1990	502	294	58.6	3,526	15	14	78.5
John Elway	1991	451	242	53.7	3,253	13	12	75.4
John Elway	1993	551	348	63.2	4,030	25	10	92.8
John Elway	1994	494	307	62.1	3,490	16	10	85.7
John Elway	1995	542	316	58.3	3,970	26	14	86.4
John Elway	1996	466	287	61.6	3,328	26	14	89.2
John Elway	1997	502	280	55.8	3,635	27	11	87.5
Brian Griese	1999	452	261	57.7	3,032	14	14	75.6
Brian Griese	2002	436	291	66.7	3,214	15	15	85.6
Jake Plummer	2004	521	303	58.2	4,089	27	20	84.5
Jake Plummer	2005	456	277	60.7	3,366	18	7	90.2
Jay Cutler	2007	467	297	63.6	3,497	20	14	88.1

**TOTALS (19)** — John Elway 12, Brian Griese 2, Jake Plummer 2, Jay Cutler 1, Craig Morton 1, Frank Tripucka 1.

## OUTSTANDING PERFORMANCES

A Complete List of Denver's 100-Yard Rushing, 100-Yard Receiving and 300-Yard Passing Performances along with 100-Yard Rushing Halves and 100-Yard Rushing Quarters

### 100-Yard Rushing Games — 171 Total (162 regular season / 9 postseason)

Player	Performance	Date, Opponent
Don Stone	17-104, 1 TD	Oct. 6, 1963, vs. San Diego
Billy Joe	20-105, 0 TD	Nov. 17, 1963, vs. N.Y. Jets
Billy Joe	16-108, 1 TD	Nov. 15, 1964, vs. N.Y. Jets
Cookie Gilchrist	32-142, 0 TD	Sept. 24, 1965, at Boston
Cookie Gilchrist	16-119, 0 TD	Nov. 14, 1965, at Houston
Floyd Little	25-126, 1 TD	Oct. 27, 1968, vs. Miami
Floyd Little	30-147, 1 TD	Nov. 3, 1968, at Boston
Floyd Little	21-105, 1 TD	Sept. 14, 1969, vs. Boston
Floyd Little	15-104, 1 TD	Sept. 21, 1969, vs. N.Y. Jets
Floyd Little	29-166, 1 TD	Oct. 19, 1969, at Cincinnati
Floyd Little	16-140, 1 TD	Oct. 25, 1970, at San Francisco
Bobby Anderson	25-106, 1 TD	Oct. 17, 1971, vs. San Diego
Floyd Little	25-113, 1 TD	Oct. 24, 1971, at Cleveland
Floyd Little	24-123, 1 TD	Oct. 31, 1971, at Philadelphia
Floyd Little	22-101, 0 TD	Nov. 14, 1971, vs. Cincinnati
Floyd Little	29-125, 0 TD	Dec. 5, 1971, vs. Chicago
Floyd Little	22-101, 0 TD	Sept. 17, 1972, vs. Houston
Floyd Little	18-100, 2 TD	Oct. 15, 1972, vs. Minnesota
Floyd Little	14-124, 1 TD	Nov. 5, 1972, at N.Y. Giants
Floyd Little	19-123, 1 TD	Oct. 14, 1973, at Houston
Joe Dawkins	30-117, 0 TD	Oct. 28, 1973, at N.Y. Jets
Floyd Little	22-109, 2 TD	Nov. 11, 1973, vs. San Diego
Otis Armstrong	19-131, 0 TD	Sept. 22, 1974, vs. Pittsburgh
Otis Armstrong	17-142, 1 TD	Oct. 27, 1974, at Cleveland
Otis Armstrong	19-110, 1 TD	Nov. 10, 1974, at Baltimore
Otis Armstrong	29-146, 0 TD	Nov. 24, 1974, at Oakland
Jon Keyworth	15-148, 1 TD	Nov. 24, 1974, at Oakland
Otis Armstrong	24-144, 1 TD	Nov. 28, 1974, at Detroit
Otis Armstrong	31-183, 3 TD	Dec. 8, 1974, vs. Houston
Otis Armstrong	18-142, 0 TD	Dec. 15, 1974, at San Diego
Jon Keyworth	20-132, 0 TD	Nov. 30, 1975, vs. San Diego
Otis Armstrong	16-101, 1 TD	Oct. 24, 1976, at Kansas City
Otis Armstrong	18-116, 0 TD	Nov. 7, 1976, vs. Tampa Bay
Otis Armstrong	26-116, 1 TD	Dec. 12, 1976, at Chicago
Norris Weese	12-120, 0 TD	Dec. 12, 1976, at Chicago
Otis Armstrong	21-120, 0 TD	Nov. 20, 1977, at Kansas City
Rob Lytle	16-110, 1 TD	Nov. 19, 1978, vs. Green Bay
Rob Lytle	18-102, 1 TD	Nov. 25, 1979, vs. Oakland
Otis Armstrong	22-107, 1 TD	Oct. 13, 1980, vs. Washington
Otis Armstrong	25-106, 1 TD	Oct. 26, 1980, at N.Y. Giants
Sammy Winder	20-119, 0 TD	Sept. 25, 1983, vs. L.A. Raiders
Sammy Winder	29-165, 0 TD	Oct. 9, 1983, at Houston
Sammy Winder	31-139, 1 TD	Sept. 23, 1984, vs. Kansas City
Sammy Winder	34-126, 0 TD	Oct. 28, 1984, at L.A. Raiders
Sammy Winder	20-103, 2 TD	Sept. 29, 1985, vs. Miami
Sammy Winder	20-104, 2 TD	Sept. 21, 1986, at Philadelphia
Sammy Winder	19-102, 0 TD	Jan. 4, 1987, vs. New England*
Joe Dudek	23-128, 2 TD	Oct. 12, 1987, vs. L.A. Raiders
Tony Dorsett	23-113, 1 TD	Sept. 11, 1988, vs. San Diego
Tony Dorsett	32-119, 2 TD	Sept. 26, 1988, vs. L.A. Raiders
Sammy Winder	17-100, 0 TD	Oct. 9, 1988, at San Francisco
Bobby Humphrey	23-102, 1 TD	Oct. 8, 1989, vs. San Diego
Bobby Humphrey	25-105, 2 TD	Nov. 5, 1989, vs. Pittsburgh
Bobby Humphrey	31-110, 0 TD	Nov. 20, 1989, at Washington
Bobby Humphrey	31-125, 0 TD	Dec. 3, 1989, at L.A. Raiders
Bobby Humphrey	23-128, 0 TD	Dec. 16, 1989, at Phoenix
Bobby Humphrey	19-132, 2 TD	Sept. 17, 1990, vs. Kansas City
Bobby Humphrey	25-129, 0 TD	Sept. 23, 1990, vs. Seattle
Bobby Humphrey	34-177, 1 TD	Sept. 30, 1990, at Buffalo
Bobby Humphrey	20-106, 1 TD	Oct. 8, 1990, vs. Cleveland
Gaston Green	24-116, 0 TD	Sept. 1, 1991, vs. Cincinnati
Gaston Green	24-127, 3 TD	Sept. 22, 1991, vs. San Diego
Gaston Green	26-158, 0 TD	Sept. 29, 1991, at Minnesota

## OUTSTANDING PERFORMANCES, CONT.

### 100-Yard Rushing Games, cont.

Player	Performance	Date, Opponent
Greg Lewis	19-111, 1 TD	Nov. 3, 1991, vs. Pittsburgh
Gaston Green	18-103, 0 TD	Nov. 10, 1991, vs. L.A. Raiders
Gaston Green	24-133, 1 TD	Nov. 17, 1991, at Kansas City
Rod Bernstine	23-101, 0 TD	Oct. 18, 1993, vs. L.A. Raiders
Rod Bernstine	21-103, 0 TD	Dec. 18, 1993, at Chicago
Leonard Russell	24-103, 0 TD	Oct. 9, 1994, at Seattle
Leonard Russell	19-109, 1 TD	Nov. 13, 1994, vs. Seattle
Terrell Davis	22-135, 1 TD	Nov. 5, 1995, vs. Arizona
Terrell Davis	30-176, 1 TD	Nov. 19, 1995, vs. San Diego
Terrell Davis	19-110, 1 TD	Nov. 26, 1995, at Houston
Glyn Milburn	18-131, 0 TD	Dec. 10, 1995, vs. Seattle
Aaron Craver	20-108, 1 TD	Dec. 24, 1995, at Oakland
Terrell Davis	28-111, 0 TD	Sept. 8, 1996, at Seattle
Terrell Davis	22-137, 1 TD	Sept. 15, 1996, vs. Tampa Bay
Terrell Davis	19-141, 2 TD	Sept. 22, 1996, at Kansas City
Terrell Davis	24-112, 0 TD	Sept. 29, 1996, at Cincinnati
Terrell Davis	28-194, 2 TD	Oct. 20, 1996, vs. Baltimore
Terrell Davis	32-154, 2 TD	Nov. 17, 1996, at New England
Terrell Davis	26-106, 1 TD	Dec. 1, 1996, at Seattle
Terrell Davis	26-101, 1 TD	Aug. 31, 1997, vs. Kansas City
Terrell Davis	21-107, 1 TD	Sept. 7, 1997, at Seattle
Terrell Davis	21-103, 0 TD	Sept. 14, 1997, vs. St. Louis
Terrell Davis	27-215, 1 TD	Sept. 21, 1997, vs. Cincinnati
Terrell Davis	32-171, 2 TD	Oct. 6, 1997, vs. New England
Terrell Davis	42-207, 1 TD	Oct. 26, 1997, at Buffalo
Terrell Davis	21-101, 0 TD	Nov. 2, 1997, vs. Seattle
Terrell Davis	21-104, 0 TD	Nov. 9, 1997, vs. Carolina
Terrell Davis	34-127, 0 TD	Nov. 16, 1997, at Kansas City
Terrell Davis	26-178, 1 TD	Nov. 30, 1997, at San Diego
Terrell Davis	31-184, 2 TD	Dec. 27, 1997, vs. Jacksonville*
Derek Loville	11-103, 2 TD	Dec. 27, 1997, vs. Jacksonville*
Terrell Davis	25-101, 2 TD	Jan. 4, 1998, at Kansas City*
Terrell Davis	26-139, 1 TD	Jan. 11, 1998, at Pittsburgh*
Terrell Davis	30-157, 3 TD	Jan. 25, 1998, vs. Green Bay†
Terrell Davis	23-191, 3 TD	Sept. 13, 1998, vs. Dallas
Terrell Davis	28-104, 0 TD	Sept. 20, 1998, at Oakland
Terrell Davis	21-119, 1 TD	Sept. 27, 1998, at Washington
Terrell Davis	20-168, 2 TD	Oct. 4, 1998, vs. Philadelphia
Terrell Davis	30-208, 1 TD	Oct. 11, 1998, at Seattle
Terrell Davis	31-136, 3 TD	Oct. 25, 1998, vs. Jacksonville
Terrell Davis	27-149, 2 TD	Nov. 1, 1998, at Cincinnati
Terrell Davis	18-111, 1 TD	Nov. 16, 1998, at Kansas City
Terrell Davis	31-162, 1 TD	Nov. 22, 1998, vs. Oakland
Terrell Davis	28-147, 1 TD	Dec. 13, 1998, at N.Y. Giants
Terrell Davis	29-178, 0 TD	Dec. 27, 1998, vs. Seattle
Terrell Davis	21-199, 2 TD	Jan. 9, 1999, vs. Miami*
Terrell Davis	32-167, 1 TD	Jan. 17, 1999, vs. N.Y. Jets*
Terrell Davis	25-102, 0 TD	Jan. 31, 1999, vs. Atlanta‡
Olandis Gary	37-124, 1 TD	Oct. 17, 1999, vs. Green Bay
Olandis Gary	30-108, 2 TD	Nov. 7, 1999, at San Diego
Olandis Gary	22-183, 0 TD	Dec. 19, 1999, vs. Seattle
Olandis Gary	29-185, 1 TD	Dec. 25, 1999, at Detroit
Mike Anderson	31-131, 2 TD	Sept. 10, 2000, vs. Atlanta
Mike Anderson	32-187, 0 TD	Sept. 17, 2000, at Oakland
Mike Anderson	20-103, 1 TD	Oct. 15, 2000, vs. Cleveland
Terrell Davis	33-115, 1 TD	Nov. 5, 2000, at N.Y. Jets
Mike Anderson	30-195, 2 TD	Nov. 26, 2000, at Seattle
Mike Anderson	37-251, 4 TD	Dec. 3, 2000, at New Orleans
Mike Anderson	29-131, 2 TD	Dec. 10, 2000, vs. Seattle
Terrell Davis	21-101, 0 TD	Sept. 10, 2001, vs. N.Y. Giants
Mike Anderson	22-155, 1 TD	Oct. 7, 2001, vs. Kansas City
Mike Anderson	33-118, 1 TD	Nov. 22, 2001, at Dallas
Terrell Davis	19-109, 0 TD	Dec. 9, 2001, vs. Seattle
Clinton Portis	18-103, 1 TD	Sept. 22, 2002, vs. Buffalo
Clinton Portis	20-102, 0 TD	Oct. 6, 2002, vs. San Diego
Clinton Portis	26-111, 2 TD	Oct. 27, 2002, at New England

## OUTSTANDING PERFORMANCES, CONT.

### 100-Yard Rushing Games, cont.

Player	Performance	Date, Opponent
Clinton Portis	23-136, 0 TD	Nov. 17, 2002, at Seattle
Clinton Portis	23-159, 2 TD	Dec. 1, 2002, at San Diego
Clinton Portis	24-103, 0 TD	Dec. 8, 2002, at N.Y. Jets
Clinton Portis	21-130, 3 TD	Dec. 15, 2002, vs. Kansas City
Clinton Portis	24-228, 2 TD	Dec. 29, 2002, vs. Arizona
Clinton Portis	24-120, 2 TD	Sept. 7, 2003, at Cincinnati
Clinton Portis	12-129, 0 TD	Sept. 14, 2003, at San Diego
Clinton Portis	23-141, 1 TD	Oct. 5, 2003, at Kansas City
Clinton Portis	25-117, 1 TD	Oct. 19, 2003, at Minnesota
Clinton Portis	26-111, 1 TD	Nov. 3, 2003, vs. New England
Clinton Portis	25-106, 0 TD	Nov. 16, 2003, vs. San Diego
Clinton Portis	14-165, 0 TD	Nov. 23, 2003, vs. Chicago
Clinton Portis	34-170, 2 TD	Nov. 30, 2003, at Oakland
Clinton Portis	22-218, 5 TD	Dec. 7, 2003, vs. Kansas City
Clinton Portis	38-139, 2 TD	Dec. 14, 2003, vs. Cleveland
Quentin Griffin	28-136, 0 TD	Dec. 21, 2003, at Indianapolis
Quentin Griffin	23-156, 2 TD	Sept. 12, 2004, vs. Kansas City
Reuben Droughns	30-193, 0 TD	Oct. 10, 2004, vs. Carolina
Reuben Droughns	38-176, 1 TD	Oct. 17, 2004, at Oakland
Reuben Droughns	24-110, 0 TD	Oct. 25, 2004, at Cincinnati
Reuben Droughns	29-120, 0 TD	Nov. 7, 2004, vs. Houston
Reuben Droughns	28-166, 1 TD	Nov. 21, 2004, at New Orleans
Reuben Droughns	28-102, 1 TD	Nov. 28, 2004, vs. Oakland
Tatum Bell	17-123, 2 TD	Dec. 12, 2004, vs. Miami
Mike Anderson	23-115, 0 TD	Oct. 2, 2005, at Jacksonville
Tatum Bell	12-127, 2 TD	Oct. 9, 2005, vs. Washington
Tatum Bell	13-114, 1 TD	Oct. 16, 2005, vs. New England
Mike Anderson	24-120, 1 TD	Oct. 23, 2005, at N.Y. Giants
Mike Anderson	21-126, 1 TD	Oct. 30, 2005, vs. Philadelphia
Tatum Bell	14-107, 2 TD	Oct. 30, 2005, vs. Philadelphia
Mike Anderson	26-113, 3 TD	Nov. 20, 2005, vs. N.Y. Jets
Tatum Bell	15-103, 0 TD	Sept. 10, 2006, at St. Louis
Tatum Bell	27-123, 0 TD	Sept. 24, 2006, at New England
Tatum Bell	24-115, 1 TD	Oct. 22, 2006, at Cleveland
Mike Bell	15-136, 2 TD	Oct. 29, 2006, vs. Indianapolis
Tatum Bell	23-133, 0 TD	Dec. 3, 2006, vs. Seattle
Tatum Bell	17-116, 0 TD	Dec. 10, 2006, at San Diego
Travis Henry	23-139, 0 TD	Sept. 9, 2007, at Buffalo
Travis Henry	26-128, 0 TD	Sept. 16, 2007, vs. Oakland
Travis Henry	26-131, 0 TD	Sept. 30, 2007, at Indianapolis
Selvin Young	20-109, 1 TD	Nov. 11, 2007, at Kansas City
Selvin Young	17-156, 0 TD	Dec. 9, 2007, vs. Kansas City

(\* Denotes postseason game; † Denotes Super Bowl XXXII; ‡ Denotes Super Bowl XXXIII)

**TOTALS** — Terrell Davis 41 (includes seven postseason games), Clinton Portis 18, Floyd Little 15, Otis Armstrong 13, Mike Anderson 12, Tatum Bell 9, Bobby Humphrey 9, Sammy Winder 8 (includes one postseason game), Reuben Droughns 6, Gaston Green 5, Olandis Gary 4, Travis Henry 3, Rod Bernstine 2, Tony Dorsett 2, Cookie Gilchrist 2, Quentin Griffin 2, Billy Joe 2, Jon Keyworth 2, Rob Lytle 2, Leonard Russell 2, Selvin Young 2, Bobby Anderson 1, Mike Bell 1, Aaron Craver 1, Joe Dawkins 1, Joe Dudek 1, Greg Lewis 1, Derek Loville 1 (postseason), Glyn Milburn 1, Donnie Stone 1, Norris Weese 1.

#### Most 100-yard games, season

11—Terrell Davis, 1998  
10—Clinton Portis, 2003  
10—Terrell Davis, 1997  
8—Clinton Portis, 2002  
7—Terrell Davis, 1996  
7—Otis Armstrong, 1974  
6—Reuben Droughns, 2004  
6—Mike Anderson, 2000  
5—Tatum Bell, 2006  
5—Gaston Green, 1991  
5—Bobby Humphrey, 1989

#### Most Consecutive 100-yard games

7—Terrell Davis, 1998  
6—Clinton Portis, 2003  
4—Terrell Davis, 1997 (3x; incl. 1 in postseason)  
4—Terrell Davis, 1996  
4—Bobby Humphrey, 1990  
4—Otis Armstrong, 1974

#### Most 100-yard games by a rookie

8—Clinton Portis, 2002  
6—Mike Anderson, 2000  
5—Bobby Humphrey, 1989  
4—Olandis Gary, 1999  
3—Terrell Davis, 1995



## OUTSTANDING PERFORMANCES, CONT.

### 100-Yard Rushing Halves — 38 Total (35 regular season / 3 postseason)

Rank	Player	Date	Opponent	Half	Carries	Half total	Game total
No. 1	Clinton Portis	Dec. 7, 2003	vs. Kansas City	2nd	10	<b>188</b>	218
No. 2	Olandis Gary	Dec. 25, 1999	at Detroit	2nd	21	<b>174</b>	185
No. 3	Terrell Davis	Oct. 4, 1998	vs. Philadelphia	1st	20	<b>168</b>	168
No. 4	Terrell Davis	Sept. 13, 1998	vs. Dallas	1st	12	<b>154</b>	191
No. 5	Mike Anderson	Nov. 26, 2000	at Seattle	2nd	18	<b>153</b>	195
No. 6	Mike Anderson	Dec. 3, 2000	at New Orleans	1st	17	<b>146</b>	251
No. 7	Selvin Young	Dec. 9, 2007	vs. Kansas City	1st	11	<b>143</b>	156
No. 8	Mike Bell	Oct. 29, 2006	vs. Indianapolis	2nd	14	<b>135</b>	136
No. 10	Terrell Davis	Oct. 11, 1998	at Seattle	2nd	15	<b>135</b>	208
	Terrell Davis	Sept. 21, 1997	vs. Cincinnati	2nd	12	<b>130</b>	215
No. 12	Clinton Portis	Sept. 22, 1996	at Kansas City	1st	14	<b>130</b>	141
	Clinton Portis	Sept. 14, 2003	at San Diego	1st	12	<b>129</b>	129
No. 14	Terrell Davis	Jan. 9, 1999	vs. Miami*	1st	16	<b>129</b>	199
	Terrell Davis	Oct. 26, 1997	at Buffalo	1st	21	<b>124</b>	207
No. 15	Clinton Portis	Dec. 29, 2002	vs. Arizona	1st	8	<b>120</b>	228
No. 16	Terrell Davis	Oct. 20, 1996	vs. Baltimore	1st	9	<b>118</b>	194
No. 17	Floyd Little	Oct. 25, 1970	at San Francisco	1st	9	<b>117</b>	140
No. 18	Gaston Green	Sept. 22, 1991	vs. San Diego	2nd	15	<b>115</b>	127
No. 19	Terrell Davis	Oct. 6, 1997	vs. New England	2nd	18	<b>114</b>	171
No. 20	Otis Armstrong	Dec. 8, 1974	vs. Houston	1st	16	<b>113</b>	183
No. 21	Tatum Bell	Dec. 3, 2006	vs. Seattle	1st	15	<b>112</b>	133
No. 22	Quentin Griffin	Sept. 12, 2004	vs. Kansas City	2nd	15	<b>111</b>	156
No. 23	Clinton Portis	Oct. 5, 2003	at Kansas City	2nd	15	<b>110</b>	141
	Terrell Davis	Nov. 22, 1998	vs. Oakland	1st	19	<b>110</b>	162
No. 26	Otis Armstrong	Sept. 22, 1974	vs. Pittsburgh	2nd	14	<b>110</b>	131
	Mike Anderson	Sept. 17, 2000	at Oakland	2nd	16	<b>109</b>	187
No. 27	Clinton Portis	Dec. 29, 2002	vs. Arizona	2nd	16	<b>108</b>	228
	Terrell Davis	Nov. 16, 1997	at Kansas City	1st	19	<b>108</b>	127
No. 29	Jon Keyworth	Nov. 30, 1975	vs. San Diego	1st	15	<b>107</b>	132
No. 30	Travis Henry	Sept. 30, 2007	at Indianapolis	1st	20	<b>106</b>	131
	Reuben Droughns	Nov. 21, 2004	at New Orleans	1st	10	<b>106</b>	166
No. 34	Mike Anderson	Oct. 7, 2001	vs. Kansas City	1st	9	<b>106</b>	155
	Joe Dawkins	Oct. 28, 1973	at N.Y. Jets	1st	18	<b>106</b>	117
No. 35	Mike Anderson	Dec. 3, 2000	at New Orleans	2nd	20	<b>105</b>	251
No. 36	Reuben Droughns	Oct. 17, 2004	at Oakland	1st	18	<b>103</b>	176
No. 37	Terrell Davis	Dec. 27, 1997	vs. Jacksonville*	2nd	10	<b>101</b>	184
No. 38	Derek Loville	Dec. 27, 1997	vs. Jacksonville*	2nd	10	<b>100</b>	103
	Bobby Humphrey	Sept. 30, 1990	at Buffalo	1st	20	<b>100</b>	177

(\*Denotes postseason game)

### 100-Yard Rushing Quarters — 10 Total (9 regular season / 1 postseason)

Rank	Player	Date	Opponent	Quarter	Carries	Qtr. total	Game total
No. 1	Terrell Davis	Sept. 13, 1998	vs. Dallas	1st	6	<b>138</b>	191
No. 2	Olandis Gary	Dec. 25, 1999	at Detroit	3rd	11	<b>134</b>	185
No. 3	Terrell Davis	Oct. 11, 1998	at Seattle	4th	11	<b>122</b>	208
No. 4	Terrell Davis	Oct. 4, 1998	vs. Philadelphia	1st	10	<b>120</b>	168
No. 5	Mike Anderson	Nov. 26, 2000	at Seattle	4th	10	<b>115</b>	195
No. 6	Terrell Davis	Sept. 22, 1996	at Kansas City	2nd	8	<b>112</b>	141
No. 7	Clinton Portis	Sept. 14, 2003	at San Diego	1st	7	<b>110</b>	129
No. 8	Terrell Davis	Sept. 21, 1997	vs. Cincinnati	4th	6	<b>106</b>	215
No. 9	Mike Anderson	Dec. 3, 2000	at New Orleans	2nd	10	<b>105</b>	251
No. 10	Terrell Davis	Dec. 27, 1997	vs. Jacksonville*	3rd	10	<b>101</b>	184

(\*Denotes postseason game)

## OUTSTANDING PERFORMANCES, CONT.

### 100-Yard Receiving Games — 231 Total (221 regular season / 10 postseason)

Player	Performance	Date, Opponent
Al Carmichael	6-130, 1 TD	Sept. 9, 1960, at Boston
Lionel Taylor	6-125, 1 TD	Sept. 23, 1960, at N.Y. Titans
Lionel Taylor	7-101, 2 TD	Oct. 2, 1960, vs. Oakland
Al Carmichael	3-109, 2 TD	Oct. 23, 1960, vs. Boston
Lionel Taylor	10-106, 1 TD	Oct. 23, 1960, vs. Boston
Lionel Taylor	10-140, 1 TD	Nov. 6, 1960, vs. Houston
Al Carmichael	7-117, 2 TD	Nov. 6, 1960, vs. Houston
Lionel Taylor	10-138, 0 TD	Nov. 20, 1960, at Houston
Lionel Taylor	9-199, 3 TD	Nov. 27, 1960, vs. Buffalo
Lionel Taylor	9-171, 1 TD	Dec. 10, 1960, at Los Angeles
Lionel Taylor	7-132, 2 TD	Sept. 10, 1961, at Buffalo
Lionel Taylor	11-126, 0 TD	Sept. 24, 1961, at N.Y. Titans
Lionel Taylor	9-118, 0 TD	Oct. 1, 1961, at Oakland
Lionel Taylor	7-120, 1 TD	Oct. 8, 1961, vs. Dallas
Al Frazier	7-166, 1 TD	Oct. 15, 1961, vs. Oakland
Al Frazier	6-126, 1 TD	Oct. 22, 1961, vs. N.Y. Titans
Al Frazier	5-125, 1 TD	Nov. 12, 1961, vs. San Diego
Lionel Taylor	10-119, 0 TD	Nov. 12, 1961, vs. San Diego
Donnie Stone	9-137, 1 TD	Dec. 3, 1961, vs. Boston
Lionel Taylor	9-133, 0 TD	Sept. 15, 1962, at Buffalo
Al Frazier	4-125, 1 TD	Sept. 15, 1962, at Buffalo
Lionel Taylor	12-119, 0 TD	Sept. 21, 1962, at Boston
Jerry Tarr	4-152, 2 TD	Sept. 21, 1962, at Boston
Lionel Taylor	7-110, 0 TD	Dec. 9, 1962, at Dallas
Lionel Taylor	7-169, 1 TD	Sept. 29, 1963, vs. Boston
Lionel Taylor	7-142, 2 TD	Oct. 6, 1963, vs. San Diego
Bob Scarpitto	4-134, 2 TD	Oct. 13, 1963, vs. Houston
Lionel Taylor	10-116, 1 TD	Dec. 15, 1963, at Oakland
Gene Prebola	4-106, 1 TD	Dec. 15, 1963, at Oakland
Lionel Taylor	8-149, 0 TD	Sept. 27, 1964, vs. Houston
Hewritt Dixon	4-109, 0 TD	Oct. 25, 1964, at Oakland
Hewritt Dixon	5-121, 1 TD	Nov. 1, 1964, at Kansas City
Al Denson	3-113, 1 TD	Nov. 1, 1964, at Kansas City
Lionel Taylor	13-112, 0 TD	Nov. 29, 1964, vs. Oakland
Bob Scarpitto	11-111, 1 TD	Dec. 20, 1964, at Houston
Bob Scarpitto	5-108, 2 TD	Sept. 11, 1965, at San Diego
Lionel Taylor	9-172, 1 TD	Sept. 19, 1965, vs. Buffalo
Lionel Taylor	7-114, 0 TD	Nov. 7, 1965, vs. San Diego
Lionel Taylor	11-141, 2 TD	Nov. 21, 1965, vs. Oakland
Lionel Taylor	8-164, 0 TD	Dec. 5, 1965, at Oakland
Wendell Hayes	5-126, 1 TD	Dec. 5, 1965, at Oakland
Al Denson	5-158, 1 TD	Oct. 2, 1966, vs. Houston
Charlie Mitchell	4-126, 1 TD	Dec. 4, 1966, vs. Miami
Bob Scarpitto	5-123, 3 TD	Dec. 18, 1966, at Buffalo
Al Denson	4-131, 2 TD	Sept. 3, 1967, vs. Boston
Al Denson	7-134, 1 TD	Sept. 24, 1967, vs. N.Y. Jets
Eric Crabtree	6-123, 1 TD	Oct. 22, 1967, vs. San Diego
Al Denson	4-107, 1 TD	Oct. 29, 1967, at Kansas City
Al Denson	7-102, 2 TD	Nov. 19, 1967, at Buffalo
Eric Crabtree	8-107, 1 TD	Nov. 23, 1967, at San Diego
Eric Crabtree	6-129, 1 TD	Dec. 17, 1967, vs. Kansas City
Al Denson	8-115, 0 TD	Sept. 15, 1968, at Cincinnati
Eric Crabtree	7-113, 0 TD	Sept. 22, 1968, at Kansas City
Eric Crabtree	5-148, 1 TD	Oct. 13, 1968, at N.Y. Jets
Jimmy Jones	8-128, 2 TD	Oct. 20, 1968, at San Diego
Floyd Little	4-165, 1 TD	Nov. 24, 1968, vs. Buffalo
Al Denson	6-131, 2 TD	Dec. 8, 1968, at Oakland
Mike Haffner	4-122, 0 TD	Dec. 14, 1968, vs. Kansas City
Al Denson	6-138, 1 TD	Sept. 28, 1969, at Buffalo
Mike Haffner	6-102, 1 TD	Oct. 26, 1969, at Houston
Al Denson	6-140, 2 TD	Nov. 23, 1969, at San Diego
John Embree	9-122, 1 TD	Nov. 23, 1969, at San Diego
Jerry Simmons	6-153, 0 TD	Nov. 21, 1971, at Kansas City
Rod Sherman	4-110, 0 TD	Sept. 17, 1972, vs. Houston
Jerry Simmons	6-118, 1 TD	Oct. 22, 1972, at Oakland
Bobby Anderson	13-143, 0 TD	Sept. 10, 1973, vs. Chicago
Riley Odoms	5-114, 1 TD	Nov. 4, 1973, at St. Louis
Haven Moses	5-108, 2 TD	Nov. 25, 1973, vs. Kansas City
Haven Moses	5-132, 0 TD	Oct. 13, 1974, vs. New Orleans
Floyd Little	7-127, 0 TD	Oct. 20, 1974, vs. San Diego
Riley Odoms	7-125, 0 TD	Nov. 18, 1974, vs. Kansas City

## OUTSTANDING PERFORMANCES, CONT.

### 100-Yard Receiving Games, cont.

Player	Performance	Date, Opponent
Rick Upchurch	3-153, 1 TD	Sept. 21, 1975, vs. Kansas City
Haven Moses	5-168, 2 TD	Jan. 1 1978, vs. Oakland*
Haven Moses	5-115, 0 TD	Nov. 12, 1978, at Cleveland
Haven Moses	5-101, 1 TD	Nov. 19, 1978, vs. Green Bay
Riley Odoms	7-165, 2 TD	Dec. 10, 1978, vs. Kansas City
Haven Moses	5-116, 1 TD	Dec. 16, 1978, vs. Pittsburgh
Riley Odoms	5-125, 0 TD	Sept. 23, 1979, vs. Seattle
Haven Moses	4-107, 1 TD	Oct. 14, 1979, at Kansas City
Haven Moses	5-133, 1 TD	Oct. 22, 1979, at Pittsburgh
Riley Odoms	7-114, 0 TD	Oct. 28, 1979, vs. Kansas City
Haven Moses	5-103, 1 TD	Sept. 21, 1980, vs. San Diego
Haven Moses	6-141, 0 TD	Dec. 14, 1980, vs. Oakland
Riley Odoms	8-128, 1 TD	Dec. 14, 1980, vs. Oakland
Steve Watson	7-143, 3 TD	Sept. 20, 1981, vs. Baltimore
Steve Watson	8-178, 2 TD	Sept. 27, 1981, vs. San Diego
Steve Watson	5-182, 2 TD	Oct. 11, 1981, vs. Detroit
Rick Upchurch	5-138, 0 TD	Oct. 18, 1981, at Kansas City
Steve Watson	5-102, 1 TD	Nov. 22, 1981, at Cincinnati
Steve Watson	2-103, 0 TD	Dec. 6, 1981, vs. Kansas City
Rick Upchurch	6-102, 2 TD	Dec. 20, 1981, at Chicago
Steve Watson	5-101, 1 TD	Dec. 5, 1982, vs. Atlanta
Steve Watson	10-183, 0 TD	Dec. 12, 1982, at L.A. Rams
Steve Watson	6-161, 1 TD	Sept. 11, 1983, at Baltimore
Steve Watson	8-119, 0 TD	Oct. 16, 1983, vs. Cincinnati
Steve Watson	6-121, 1 TD	Oct. 30, 1983, vs. Kansas City
Rick Upchurch	6-143, 0 TD	Oct. 30, 1983, vs. Kansas City
Steve Watson	7-110, 1 TD	Nov. 6, 1983, at Seattle
Steve Watson	4-119, 1 TD	Nov. 20, 1983, vs. Seattle
Clint Sampson	3-101, 2 TD	Dec. 4, 1983, vs. Cleveland
Steve Watson	7-111, 1 TD	Oct. 7, 1984, at Detroit
Butch Johnson	9-156, 2 TD	Nov. 4, 1984, vs. New England
Steve Watson	8-134, 1 TD	Nov. 4, 1984, vs. New England
Steve Watson	5-123, 2 TD	Nov. 18, 1984, vs. Minnesota
Steve Watson	11-177, 1 TD	Dec. 30, 1984, vs. Pittsburgh*
Vance Johnson	6-116, 1 TD	Dec. 14, 1985, vs. Kansas City
Vance Johnson	5-121, 1 TD	Jan. 25, 1987, vs. N.Y. Giants*
Bobby Micho	9-105, 2 TD	Oct. 18, 1987, at Kansas City
Vance Johnson	5-115, 1 TD	Nov. 22, 1987, at L.A. Raiders
Ricky Nattiel	4-118, 1 TD	Nov. 29, 1987, at San Diego
Vance Johnson	4-105, 0 TD	Jan. 10, 1988, vs. Houston*
Mark Jackson	4-134, 1 TD	Jan. 17, 1988, vs. Cleveland*
Vance Johnson	7-134, 0 TD	Sept. 26, 1988, vs. L.A. Raiders
Ricky Nattiel	3-102, 1 TD	Oct. 23, 1988, at Pittsburgh
Mark Jackson	6-140, 2 TD	Nov. 27, 1988, vs. L.A. Rams
Mark Jackson	7-145, 0 TD	Dec. 4, 1988, at L.A. Raiders
Mark Jackson	7-137, 1 TD	Dec. 11, 1988, at Seattle
Vance Johnson	5-145, 1 TD	Oct. 1, 1989, at Cleveland
Michael Young	6-137, 0 TD	Oct. 22, 1989, at Seattle
Vance Johnson	9-148, 1 TD	Oct. 29, 1989, vs. Philadelphia
Vance Johnson	6-154, 2 TD	Nov. 26, 1989, vs. Seattle
Mark Jackson	5-111, 0 TD	Jan. 7, 1990, vs. Pittsburgh*
Michael Young	2-123, 1 TD	Jan. 14, 1990, vs. Cleveland*
Mark Jackson	7-121, 0 TD	Sept. 9, 1990, at L.A. Raiders
Vance Johnson	6-150, 0 TD	Sept. 17, 1990, vs. Kansas City
Vance Johnson	9-120, 0 TD	Sept. 23, 1990, vs. Seattle
Mark Jackson	6-127, 1 TD	Oct. 21, 1990, at Indianapolis
Mark Jackson	7-111, 0 TD	Oct. 6, 1991, at Houston
Vance Johnson	8-104, 0 TD	Jan. 12, 1992, at Buffalo*
Shannon Sharpe	9-118, 0 TD	Oct. 4, 1992, vs. Kansas City
Mark Jackson	5-113, 2 TD	Oct. 25, 1992, at San Diego
Arthur Marshall	5-134, 1 TD	Nov. 8, 1992, vs. N.Y. Jets
Mark Jackson	3-108, 1 TD	Nov. 15, 1992, vs. N.Y. Giants
Shannon Sharpe	7-109, 1 TD	Dec. 12, 1992, at Buffalo
Derek Russell	6-104, 0 TD	Sept. 20, 1993, at Kansas City
Vance Johnson	10-148, 1 TD	Oct. 10, 1993, at Green Bay
Derek Russell	5-111, 0 TD	Oct. 18, 1993, vs. L.A. Raiders
Shannon Sharpe	7-104, 0 TD	Nov. 14, 1993, vs. Minnesota
Shannon Sharpe	6-115, 2 TD	Jan. 2, 1994, at L.A. Raiders
Shannon Sharpe	13-156, 1 TD	Jan. 9, 1994, at L.A. Raiders*
Mike Pritchard	5-119, 1 TD	Sept. 4, 1994, vs. San Diego
Mike Pritchard	9-100, 0 TD	Sept. 11, 1994, at N.Y. Jets

## OUTSTANDING PERFORMANCES, CONT.

### 100-Yard Receiving Games, cont.

Player	Performance	Date, Opponent
Anthony Miller	6-105, 1 TD	Sept. 11, 1994, at N.Y. Jets
Shannon Sharpe	6-121, 1 TD	Oct. 23, 1994, at San Diego
Anthony Miller	6-102, 1 TD	Nov. 20, 1994, vs. Atlanta
Cedric Tillman	8-175, 0 TD	Nov. 20, 1994, vs. Atlanta
Anthony Miller	5-116, 1 TD	Nov. 27, 1994, vs. Cincinnati
Anthony Miller	6-153, 0 TD	Dec. 4, 1994, at Kansas City
Anthony Miller	3-118, 0 TD	Dec. 17, 1994, at San Francisco
Shannon Sharpe	10-180, 0 TD	Sept. 3, 1995, vs. Buffalo
Anthony Miller	6-108, 3 TD	Sept. 10, 1995, at Dallas
Anthony Miller	7-149, 2 TD	Oct. 16, 1995, vs. Oakland
Shannon Sharpe	8-137, 1 TD	Nov. 19, 1995, vs. San Diego
Anthony Miller	6-152, 2 TD	Nov. 26, 1995, at Houston
Shannon Sharpe	9-131, 0 TD	Sept. 22, 1996, at Kansas City
Anthony Miller	5-131, 1 TD	Sept. 29, 1996, at Cincinnati
Shannon Sharpe	13-153, 3 TD	Oct. 6, 1996, vs. San Diego
Shannon Sharpe	9-161, 0 TD	Oct. 20, 1996, vs. Baltimore
Rod Smith	5-122, 0 TD	Aug. 31, 1997, vs. Kansas City
Rod Smith	4-126, 2 TD	Sept. 14, 1997, vs. St. Louis
Shannon Sharpe	6-119, 1 TD	Sept. 28, 1997, at Atlanta
Rod Smith	5-130, 0 TD	Oct. 6, 1997, vs. New England
Rod Smith	5-114, 1 TD	Nov. 2, 1997, vs. Seattle
Shannon Sharpe	8-174, 0 TD	Nov. 9, 1997, vs. Carolina
Rod Smith	7-114, 0 TD	Nov. 16, 1997, at Kansas City
Shannon Sharpe	10-142, 0 TD	Nov. 24, 1997, vs. Oakland
Ed McCaffrey	7-111, 2 TD	Nov. 30, 1997, at San Diego
Rod Smith	4-115, 2 TD	Dec. 7, 1997, at Pittsburgh
Shannon Sharpe	8-162, 1 TD	Dec. 21, 1997, vs. San Diego
Ed McCaffrey	5-117, 0 TD	Sept. 13, 1998, vs. Dallas
Rod Smith	8-136, 1 TD	Oct. 11, 1998, at Seattle
Ed McCaffrey	7-133, 1 TD	Nov. 1, 1998, at Cincinnati
Ed McCaffrey	9-133, 1 TD	Nov. 8, 1998, vs. San Diego
Rod Smith	8-101, 1 TD	Nov. 29, 1998, at San Diego
Ed McCaffrey	6-103, 1 TD	Dec. 6, 1998, vs. Kansas City
Rod Smith	8-165, 0 TD	Dec. 6, 1998, vs. Kansas City
Rod Smith	9-158, 1 TD	Dec. 27, 1998, vs. Seattle
Rod Smith	5-152, 1 TD	Jan. 31, 1999, vs. Atlanta <sup>3</sup>
Ed McCaffrey	6-105, 3 TD	Sept. 13, 1999, vs. Miami
Byron Chamberlain	3-123, 0 TD	Oct. 17, 1999, vs. Green Bay
Ed McCaffrey	5-116, 2 TD	Oct. 17, 1999, vs. Green Bay
Ed McCaffrey	5-111, 0 TD	Oct. 24, 1999, at New England
Rod Smith	7-117, 0 TD	Oct. 31, 1999, vs. Minnesota
Ed McCaffrey	6-125, 1 TD	Nov. 14, 1999, at Seattle
Rod Smith	8-106, 0 TD	Dec. 5, 1999, vs. Kansas City
Rod Smith	9-106, 0 TD	Jan. 2, 2000, vs. San Diego
Ed McCaffrey	7-115, 0 TD	Sept. 4, 2000, at St. Louis
Rod Smith	7-117, 2 TD	Sept. 10, 2000, vs. Atlanta
Rod Smith	8-134, 0 TD	Sept. 24, 2000, vs. Kansas City
Rod Smith	13-160, 0 TD	Oct. 1, 2000, vs. New England
Ed McCaffrey	5-129, 0 TD	Oct. 15, 2000, vs. Cleveland
Rod Smith	5-111, 3 TD	Oct. 15, 2000, vs. Cleveland
Ed McCaffrey	10-136, 0 TD	Oct. 22, 2000, at Cincinnati
Rod Smith	7-110, 1 TD	Oct. 22, 2000, at Cincinnati
Rod Smith	5-134, 0 TD	Nov. 5, 2000, at N.Y. Jets
Ed McCaffrey	10-148, 2 TD	Nov. 19, 2000, vs. San Diego
Rod Smith	11-187, 1 TD	Nov. 19, 2000, vs. San Diego
Ed McCaffrey	8-112, 1 TD	Dec. 10, 2000, vs. Seattle
Rod Smith	6-101, 0 TD	Dec. 17, 2000, at Kansas City
Rod Smith	9-115, 1 TD	Sept. 10, 2001, vs. N.Y. Giants
Rod Smith	14-162, 2 TD	Sept. 23, 2001, vs. Arizona
Rod Smith	8-110, 1 TD	Oct. 7, 2001, vs. Kansas City
Rod Smith	6-159, 1 TD	Oct. 28, 2001, vs. New England
Rod Smith	8-100, 1 TD	Dec. 16, 2001, at Kansas City
Ed McCaffrey	6-113, 1 TD	Oct. 6, 2002, vs. San Diego
Shannon Sharpe	12-214, 2 TD	Oct. 20, 2002, at Kansas City
Ed McCaffrey	8-116, 0 TD	Oct. 27, 2002, at New England
Ed McCaffrey	7-126, 0 TD	Dec. 1, 2002, at San Diego
Shannon Sharpe	9-100, 0 TD	Dec. 8, 2002, at N.Y. Jets
Ashley Lelie	4-106, 0 TD	Dec. 22, 2002, at Oakland
Ed McCaffrey	7-112, 0 TD	Dec. 29, 2002, vs. Arizona
Ashley Lelie	3-108, 1 TD	Sept. 22, 2003, vs. Oakland

## OUTSTANDING PERFORMANCES, CONT.

## 100-Yard Receiving Games, cont.

Player	Performance	Date, Opponent
Rod Smith	8-130, 0 TD	Oct. 5, 2003, at Kansas City
Shannon Sharpe	7-101, 3 TD	Nov. 16, 2003, vs. San Diego
Ashley Lelie	5-115, 0 TD	Dec. 21, 2003, at Indianapolis
Rod Smith	9-208, 1 TD	Oct. 31, 2004, vs. Atlanta
Ashley Lelie	4-105, 0 TD	Dec. 5, 2004, at San Diego
Rod Smith	6-123, 1 TD	Oct. 16, 2005, vs. New England
Rod Smith	11-137, 1 TD	Dec. 17, 2005, at Buffalo
Ashley Lelie	6-110, 0 TD	Dec. 24, 2005, vs. Oakland
Javon Walker	3-130, 2 TD	Sept. 24, 2006, at New England
Javon Walker	9-107, 0 TD	Oct. 22, 2006, at Cleveland
Javon Walker	6-134, 2 TD	Nov. 5, 2006, at Pittsburgh
Javon Walker	9-119, 0 TD	Sept. 9, 2007, at Buffalo
Javon Walker	8-101, 0 TD	Sept. 16, 2007, vs. Oakland
Brandon Marshall	7-133, 0 TD	Sept. 23, 2007, vs. Jacksonville
Brandon Stokley	3-102, 0 TD	Dec. 2, 2007, at Oakland
Brandon Marshall	10-115, 2 TD	Dec. 9, 2007, vs. Kansas City
Brandon Marshall	11-107, 0 TD	Dec. 13, 2007, at Houston
Tony Scheffler	7-100, 1 TD	Dec. 13, 2007, at Houston
Brandon Marshall	10-114, 1 TD	Dec. 30, 2007, vs. Minnesota

(\*Denotes Postseason; <sup>3</sup>Denotes Super Bowl XXXIII)

**TOTALS** — Rod Smith 31 (includes one postseason game), Lionel Taylor 24, Ed McCaffrey 18, Shannon Sharpe 18 (includes one postseason game), Steve Watson 16 (includes one postseason game), Vance Johnson 12 (includes three postseason games), Al Denison 10, Mark Jackson 10 (includes two postseason games), Haven Moses 10 (includes one postseason game), Anthony Miller 9, Riley Odoms 6, Eric Crabtree 5, Ashley Lelie 5, Javon Walker 5, Al Frazier 4, Brandon Marshall 4, Bob Scarpitto 4, Rick Upchurch 4, Al Carmichael 3, Hewritt Dixon 2, Mike Haffner 2, Floyd Little 2, Ricky Nattiel 2, Mike Pritchard 2, Derek Russell 2, Jerry Simmons 2, Michael Young 2 (includes one postseason game), Bobby Anderson 1, Byron Chamberlain 1, John Embree 1, Wendell Hayes 1, Butch Johnson 1, Jimmy Jones 1, Arthur Marshall 1, Bobby Micho 1, Charlie Mitchell 1, Gene Prebola 1, Clint Sampson 1, Tony Scheffler 1, Rod Sherman 1, Brandon Stokley 1, Donnie Stone 1, Jerry Tarr 1, Cedric Tillman 1.

Most 100-yard games, season

8—Rod Smith, 2000  
 7—Lionel Taylor, 1960  
 6—Rod Smith, 1997  
 5—Rod Smith, 2001  
 5—Ed McCaffrey, 2000  
 5—Anthony Miller, 1994  
 5—Steve Watson, 1983  
 5—Steve Watson, 1981

Most consecutive 100-yard games

3—Rod Smith, 10/15/00, 10/22/00 and 11/5/00  
 3—Anthony Miller, 11/20/94, 11/27/94 and 12/4/94  
 3—Mark Jackson, 11/27/88, 12/4/88 and 12/11/88  
 3—Lionel Taylor, 9/24/61, 10/1/61 and 11/8/61

Most 100-yard games by a rookie

7—Lionel Taylor, 1960  
 3—Al Frazier, 1961

## 300-Yard Passing Games — 78 Total (74 regular season / 4 postseason)

Player	Performance	Opponent
Frank Tripucka	30-52-2, 375 yds., 3 TD	Nov. 6, 1960, vs. Houston
Frank Tripucka	19-41-5, 328 yds., 3 TD	Nov. 27, 1960, vs. Buffalo
Frank Tripucka	28-47-2, 376 yds., 2 TD	Sept. 7, 1962, vs. San Diego
Frank Tripucka	29-56-3, 447 yds., 2 TD	Sept. 15, 1962, at Buffalo
Frank Tripucka	26-40-1, 308 yds., 1 TD	Oct. 21, 1962, vs. Houston
Jacky Lee	11-36-1, 370 yds., 1 TD	Dec. 5, 1965, at Oakland
John McCormick	13-37-3, 328 yds., 3 TD	Dec. 18, 1966, at Buffalo
Marlin Briscoe	12-29-2, 335 yds., 4 TD	Nov. 24, 1968, vs. Buffalo
Steve Tensi	19-26-1, 301 yds., 3 TD	Nov. 23, 1969, at San Diego
Charley Johnson	20-28-0, 361 yds., 2 TD	Oct. 22, 1972, at Oakland
Charley Johnson	24-39-2, 326 yds., 1 TD	Sept. 20, 1973, vs. Chicago
Charley Johnson	28-42-2, 445 yds., 2 TD	Nov. 18, 1974, vs. Kansas City
Charley Johnson	12-20-2, 329 yds., 3 TD	Sept. 21, 1975, vs. Kansas City
Craig Morton	27-39-2, 306 yds., 2 TD	Nov. 16, 1980, vs. N.Y. Jets
Craig Morton	18-30-1, 338 yds., 1 TD	Dec. 14, 1980, vs. Oakland
Craig Morton	17-18-0, 308 yds., 4 TD	Sept. 27, 1981, vs. San Diego
Craig Morton	25-38-1, 342 yds., 2 TD	Oct. 18, 1981, at Kansas City
Steve DeBerg	21-34-2, 305 yds., 2 TD	Nov. 22, 1981, at Cincinnati
Steve DeBerg	23-31-1, 307 yds., 2 TD	Dec. 12, 1982, at L.A. Rams
Steve DeBerg	21-41-0, 350 yds., 1 TD	Oct. 30, 1983, vs. Kansas City
John Elway	23-44-0, 345 yds., 3 TD	Dec. 11, 1983, vs. Baltimore
John Elway	25-40-1, 315 yds., 3 TD	Nov. 4, 1984, vs. New England
John Elway	28-43-1, 353 yds., 4 TD	Sept. 15, 1985, vs. New Orleans
John Elway	22-37-5, 301 yds., 1 TD	Dec. 14, 1985, vs. Kansas City

## OUTSTANDING PERFORMANCES, CONT.

## 300-Yard Passing Games, cont.

Player	Performance	Opponent
John Elway	24-42-0, 432 yds., 1 TD	Dec. 20, 1985, at Seattle
John Elway	18-32-1, 321 yds., 1 TD	Oct. 26, 1986, vs. Seattle
John Elway	29-47-2, 336 yds., 0 TD	Nov. 23, 1986, at N.Y. Giants
John Elway	22-37-1, 304 yds., 1 TD	Jan. 25, 1987, vs. N.Y. Giants*
John Elway	22-32-1, 338 yds., 4 TD	Sept. 13, 1987, vs. Seattle
John Elway	21-40-2, 341 yds., 3 TD	Nov. 16, 1987, vs. Chicago
John Elway	21-32-1, 347 yds., 3 TD	Nov. 29, 1987, at San Diego
John Elway	21-42-2, 335 yds., 1 TD	Dec. 13, 1987, at Seattle
John Elway	29-49-3, 324 yds., 2 TD	Dec. 4, 1988, at L.A. Raiders
John Elway	18-35-0, 344 yds., 2 TD	Oct. 22, 1989, at Seattle
John Elway	20-36-0, 385 yds., 3 TD	Jan. 14, 1990, vs. Cleveland*
John Elway	21-30-0, 317 yds., 2 TD	Oct. 21, 1990, at Indianapolis
John Elway	24-36-1, 328 yds., 2 TD	Dec. 9, 1990, at Kansas City
John Elway	24-42-1, 301 yds., 2 TD	Oct. 6, 1991, at Houston
John Elway	23-38-0, 311 yds., 2 TD	Oct. 4, 1992, vs. Kansas City
John Elway	28-45-1, 300 yds., 1 TD	Sept. 20, 1993, at Kansas City
John Elway	33-59-1, 367 yds., 1 TD	Oct. 10, 1993, at Green Bay
John Elway	25-36-0, 361 yds., 3 TD	Jan. 2, 1994, at L.A. Raiders
John Elway	29-47-1, 302 yds., 3 TD	Jan. 9, 1994, at L.A. Raiders*
John Elway	36-46-2, 371 yds., 3 TD	Sept. 4, 1994, vs. San Diego
John Elway	29-41-1, 319 yds., 1 TD	Sept. 11, 1994, at N.Y. Jets
John Elway	30-41-0, 349 yds., 2 TD	Oct. 30, 1994, vs. Cleveland
John Elway	27-42-1, 382 yds., 2 TD	Nov. 20, 1994, vs. Atlanta
John Elway	22-41-1, 317 yds., 0 TD	Sept. 3, 1995, vs. Buffalo
John Elway	30-47-0, 327 yds., 2 TD	Sept. 17, 1995, vs. Washington
John Elway	23-46-0, 324 yds., 2 TD	Oct. 16, 1995, vs. Oakland
John Elway	27-41-2, 332 yds., 2 TD	Nov. 26, 1995, at Houston
John Elway	24-41-1, 320 yds., 2 TD	Dec. 24, 1995, at Oakland
John Elway	23-37-1, 335 yds., 2 TD	Sept. 29, 1996, at Cincinnati
John Elway	32-41-1, 323 yds., 4 TD	Oct. 6, 1996, vs. San Diego
John Elway	25-39-1, 326 yds., 3 TD	Oct. 20, 1996, vs. Baltimore
John Elway	27-36-1, 334 yds., 2 TD	Nov. 24, 1996, at Minnesota
John Elway	26-46-0, 309 yds., 1 TD	Oct. 19, 1997, at Oakland
John Elway	22-32-1, 400 yds., 2 TD	Dec. 6, 1998, vs. Kansas City
John Elway	26-36-0, 338 yds., 4 TD	Dec. 27, 1998, vs. Seattle
John Elway	18-29-1, 336 yds., 1 TD	Jan. 31, 1999, vs. Atlanta <sup>3</sup>
Brian Griese	19-31-1, 363 yds., 2 TD	Oct. 17, 1999, vs. Green Bay
Brian Griese	25-38-0, 316 yds., 1 TD	Oct. 24, 1999, at New England
Brian Griese	19-29-0, 307 yds., 2 TD	Sept. 4, 2000, at St. Louis
Brian Griese	31-50-1, 361 yds., 1 TD	Oct. 1, 2000, vs. New England
Brian Griese	19-34-0, 336 yds., 3 TD	Oct. 15, 2000, vs. Cleveland
Brian Griese	30-45-1, 365 yds., 2 TD	Oct. 22, 2000, at Cincinnati
Brian Griese	22-35-1, 327 yds., 2 TD	Nov. 5, 2000, at N.Y. Jets
Gus Frerotte	36-58-4, 462 yds., 5 TD	Nov. 19, 2000, vs. San Diego
Brian Griese	19-29-0, 330 yds., 3 TD	Sept. 10, 2001, vs. N.Y. Giants
Brian Griese	35-35-3, 328 yds., 1 TD	Sept. 30, 2002, at Baltimore
Brian Griese	26-35-1, 316 yds., 2 TD	Oct. 6, 2002, vs. San Diego
Brian Griese	27-46-2, 335 yds., 1 TD	Oct. 13, 2002, vs. Miami
Brian Griese	30-50-0, 376 yds., 2 TD	Oct. 20, 2002, at Kansas City
Jake Plummer	31-55-3, 499 yds., 4 TD	Oct. 31, 2004, vs. Atlanta <sup>4</sup>
Jake Plummer	21-26-1, 303 yds., 2 TD	Dec. 25, 2004, at Tennessee
Jake Plummer	22-35-0, 309 yds., 4 TD	Oct. 30, 2005, vs. Philadelphia
Jay Cutler	23-39-1, 304 yds., 1 TD	Sept. 9, 2007, at Buffalo
Jay Cutler	17-31-1, 302 yds., 2 TD	Nov. 25, 2007, at Chicago

(\*Denotes Franchise Record; <sup>4</sup>Denotes Postseason; <sup>3</sup>Denotes Super Bowl XXXIII)

**TOTALS** — John Elway 40 (includes four postseason games), Brian Griese 12, Frank Tripucka 5, Charley Johnson 4, Craig Morton 4, Steve DeBerg 3, Jake Plummer 3, Jay Cutler 2, Gus Frerotte 1, Jacky Lee 1, John McCormick 1, Marlin Briscoe 1, Steve Tensi 1.

Most 300-yard games, season

5—Brian Griese, 2000  
 5—John Elway, 1995  
 4—Brian Griese, 2002  
 4—John Elway, 1987, '93, '94, '96

Most consecutive 300-yard games

4—Brian Griese, 2002  
 3—Brian Griese, 2000  
 3—John Elway, 1996, 1993-94

Most 300-yard games by a rookie

1—John Elway, 1983  
 1—Marlin Briscoe, 1968



## BIGGEST COMEBACKS

### Biggest deficits overcome by the Broncos to win a game in the regular season

Rank	Deficit	Date	Opponent	Score at time of Deficit	Final Score
No. 1	24	Sept. 23, 1979	vs. Seattle	34-10, 9:28 left in third qtr.	37-34
	24	Oct. 23, 1960	vs. Boston	24-0, 11:59 left in third qtr.	31-24
No. 3	21	Dec. 12, 1982	at L.A. Rams	21-0, 10:24 left in second qtr.	27-24
No. 4	19	Dec. 11, 1983	vs. Baltimore	19-0, 7:50 left in third qtr.	21-19
No. 5	17	Nov. 19, 2000	vs. San Diego	24-7, 1:25 left in second qtr. /	
				27-10, 11:25 left in third qtr.	38-37
	17	Oct. 6, 1996	vs. San Diego	17-0, 2:51 left in second qtr.	28-17
	17	Dec. 20, 1985	at Seattle	17-0, 9:16 left in second qtr.	27-24
	17	Sept. 15, 1962	at Buffalo	20-3, 1:39 left in second qtr.	23-20
No. 9	14	Oct. 20, 2002	at Kansas City	34-20, 12:42 left in fourth qtr.	37-34 (OT)

*Note: Denver has overcome a total of 11 14-point deficits in the regular season*

### Biggest deficits overcome by the Broncos to win a game in the postseason

Rank	Deficit	Date	Opponent	Score at time of Deficit	Final Score
No. 1	15	Jan. 4, 1992	vs. Houston (AFC Div.)	21-6, 10:55 left in second qtr.	26-24
No. 2	10	Jan. 7, 1990	at Pittsburgh (AFC Div.)	10-0, 13:22 left in second qtr. /	
				17-7, :26 left in second qtr.	24-23
	10	Jan. 17, 1999	vs. N.Y. Jets (AFC Chmp.)	10-0, 11:56 left in third qtr.	23-10
No. 4	7	Jan. 25, 1998	vs. Green Bay (S.B. XXXII)	7-0, 10:58 left in first qtr.	31-24
	7	Jan. 11, 1998	at Pittsburgh (AFC Chmp.)	14-7, 12:42 left in second qtr.	24-21
	7	Jan. 11, 1987	at Cleveland (AFC Chmp.)	7-0, 5:19 left in first qtr. /	
				20-13, 5:43 left in fourth qtr.	23-20 (OT)
No. 7	4	Jan. 4, 1987	vs. New England (AFC Div.)	7-3, 14:04 left in second qtr. /	
				17-13, 2:50 left in third qtr.	22-17

## BIGGEST LEADS LOST

### Biggest leads lost by the Broncos in losing a game in the regular season

Rank	Lead	Date	Opponent	Score at time of Lead	Final Score
No. 1	24	Sept. 26, 1988	vs. L.A. Raiders	24-0, 1:07 left in second qtr.	30-27 (OT)
No. 2	21	Nov. 5, 1978	vs. N.Y. Jets	28-7, 8:19 left in second qtr.	31-28
No. 3	20	Dec. 10, 1995	vs. Seattle	20-0, 5:00 left in second qtr.	31-27
No. 4	18	Sept. 4, 1994	vs. San Diego	24-6, 11:25 left in second qtr.	37-34
No. 5	17	Nov. 19, 2006	vs. San Diego	24-7, 9:25 left in third qtr.	35-27
	17	Nov. 14, 1993	vs. Minnesota	20-3, 6:57 left in second qtr.	26-23
	17	Jan. 2, 1994	at L.A. Raiders	27-10, :26 left in second qtr. /	
				30-13, 10:31 left in third qtr.	33-30 (OT)
	17	Sept. 24, 1967	vs. N.Y. Jets	24-7, 9:08 left in second qtr.	38-24
	17	Oct. 28, 1962	vs. Buffalo	24-7, 5:48 left in second qtr.	45-38


### Biggest leads lost by the Broncos in losing a game in the postseason

Rank	Lead	Date	Opponent	Score at time of Lead	Final Score
No. 1	10	Jan. 31, 1988	vs. Washington (S.B. XXII)	10-0, 9:09 left in first qtr.	42-10
No. 2	7	Dec. 30, 1984	vs. Pittsburgh (AFC Div.)	7-0, 6:30 left in first qtr. /	
				17-10, 7:15 left in third qtr.	24-17
No. 3	4	Dec. 23, 1979	at Houston (AFC W.C.)	7-3, 3:27 left in first qtr.	13-7
No. 4	3	Dec. 30, 1978	at Pittsburgh (AFC Div.)	3-0, 5:50 left in first qtr.	33-10
	3	Jan. 25, 1987	vs. N.Y. Giants (S.B. XXI)	3-0, 10:51 left in first qtr. /	
				10-7, 11:39 left in first qtr.	39-20

## WHAT IS THE ORIGIN OF THE NAME DENVER BRONCOS?

The name "Denver Broncos" was chosen from 500 entries in a name-the-team contest in January 1960. The name was suggested by Ward M. Vining of Lakewood. But the football team isn't the first Denver Broncos. Denver's 1921 entry in the Midwest Baseball League was also called the Broncos.

**PLAYER AWARDS AND HISTORY**



## PLAYER HISTORY

### ALL-TIME HONORS

2007

**Pro Bowl:** Champ Bailey, John Lynch. **AII-NFL:** Champ Bailey (2nd team AP). **Darrent Williams Good Guy Award:** John Lynch.

2006

**Pro Bowl:** Champ Bailey, John Lynch, Al Wilson (Wilson did not play in game due to injury). **AII-NFL:** Champ Bailey (1st team AP, Pro Football Weekly/PFWA, The Sporting News, Sports Illustrated), Tom Nalen (Sports Illustrated), Al Wilson (2nd team AP). **AII-AFC:** Champ Bailey (Pro Football Weekly/PFWA). **Colorado Sports Hall of Fame Pro Athlete of the Year:** Champ Bailey. **Colorado Sports Hall of Fame Inductee:** Pat Bowlen (Class of 2007).

2005

**Pro Bowl:** Champ Bailey, John Lynch, Rod Smith, Al Wilson. **AII-NFL:** Champ Bailey (1st team AP, Pro Football Weekly/PFWA, The Sporting News, USA Today), Matt Lepsis (Sports Illustrated), Tom Nalen (Sports Illustrated), Al Wilson (1st team AP, The Sporting News). **AII-AFC:** Champ Bailey (Pro Football Weekly/PFWA), Al Wilson (Pro Football Weekly/PFWA). **AII-Rookie:** Darrent Williams (Pro Football Weekly/PFWA, NFL.com). **Colorado Sports Hall of Fame Pro Athlete of the Year:** Champ Bailey.

2004

**Pro Bowl:** Champ Bailey, John Lynch. **AII-NFL:** Champ Bailey (1st team AP, The Sporting News, Pro Football Weekly), John Lynch (2nd team College & Pro Football Newsweekly). **AII-AFC:** Champ Bailey (Pro Football Weekly). **AII-Rookie:** D.J. Williams (Pro Football Weekly).

2003

**Pro Bowl:** Tom Nalen, Clinton Portis, Al Wilson. **AII-NFL:** Tom Nalen (1st team AP, Pro Football Weekly). **AII-AFC:** Tom Nalen (Pro Football Weekly). **NFL Alumni Offensive Lineman of the Year:** Tom Nalen.

2002

**Pro Bowl:** Trevor Pryce, Al Wilson (Wilson did not play in game due to injury). **AII-NFL:** Al Wilson (2nd team Football Digest). **NFL Offensive Rookie of the Year:** Clinton Portis (AP, Pro Football Weekly, Football Digest). **NFL Rookie of the Year:** Clinton Portis (Sports Illustrated/Dr. Z). **AII-Rookie:** Clinton Portis (Pro Football Weekly).

2001

**Pro Bowl:** Dwayne Carswell, Jason Elam, Ian Gold, Deltha O'Neal, Trevor Pryce, Rod Smith, Al Wilson (Pryce and Smith did not play in game due to injury). **AII-NFL:** Jason Elam (2nd team AP, College & Pro Football Newsweekly and Football News), Trevor Pryce (2nd team AP and College & Pro Football Newsweekly), Rod Smith (1st team Football Digest, 2nd team AP), Deltha O'Neal (2nd team College & Pro Football Newsweekly). **AII-AFC:** Jason Elam (Pro Football Weekly, Football News), Ian Gold (Pro Football Weekly), Deltha O'Neal (Pro Football Weekly), Trevor Pryce (Football News), Rod Smith (Pro Football Weekly). **NFL Alumni Special Teams Player of the Year:** Jason Elam.

2000

**Pro Bowl:** Brian Griese, Tom Nalen, Trevor Pryce, Rod Smith (Griese and Nalen did not play in game due to injury). **AII-NFL:** Howard Griffith (2nd team College & Pro Football Newsweekly and Football Digest), Ed McCaffrey (Sports Illustrated), Tom Nalen (AP, USA Today, Sports Illustrated, The Sporting News, Football Digest; 2nd team College & Pro Football Newsweekly), Trevor Pryce (2nd team College & Pro Football Newsweekly), Rod Smith (USA Today, College & Pro Football Newsweekly, Football Digest; 2nd team AP). **AII-AFC:** Tom Nalen (Pro Football Weekly, Football News), Trevor Pryce (Pro Football Weekly, Football News), Rod Smith (Pro Football Weekly, Football News). **NFL Offensive Rookie of the Year:** Mike Anderson (AP, Pro Football Weekly, Football Digest). **NFL Rookie of the Year:** Mike Anderson (USA Today). **AII-Rookie:** Mike Anderson (Pro Football Weekly, Football News, Football Digest), Deltha O'Neal (punt returner—Football News).

1999

**Pro Bowl:** Tom Nalen, Trevor Pryce, Detron Smith (Nalen did not play in game due to injury). **AII-NFL:** Trevor Pryce (AP, Sports Illustrated, College & Pro Football Newsweekly, 2nd team Football Digest), Tom Nalen (The Sporting News, Football Digest, 2nd team AP). **AII-AFC:** Trevor Pryce (Pro Football Weekly), Detron Smith (special teams: Pro Football Weekly). **AII-Rookie:** Olandis Gary (Pro Football Weekly, College & Pro Football Newsweekly, Football News, Football Digest), Chris Watson (kick returner; College & Pro Football Newsweekly).

1998

**Pro Bowl:** Steve Atwater, Terrell Davis, Jason Elam, John Elway, Tony Jones, Ed McCaffrey, Tom Nalen, Bill Romanowski, Mark Schlereth, Shannon Sharpe (Davis and Sharpe did not play in game due to injury). **AII-NFL:** Terrell Davis (AP, Sports Illustrated, The Sporting News, USA Today, Pro Football Weekly, College & Pro Football Newsweekly, Football Digest), Jason Elam (2nd team AP, College & Pro Football Newsweekly, Football Digest), Howard Griffith (2nd team Football Digest), Ed McCaffrey (2nd team AP), Tom Nalen (USA Today), Mark Schlereth (2nd team College & Pro Football Newsweekly), Shannon Sharpe (AP, The Sporting News, USA Today, Pro Football Weekly, College & Pro Football Newsweekly, Football Digest), Rod Smith (2nd team College & Pro Football Newsweekly). **AII-AFC:** Terrell Davis (Pro Football Weekly, Football News), Jason Elam (Pro Football Weekly, Football News), Vaughn Hebronn (kick returner—Pro Football Weekly), Ed McCaffrey (Football News), Shannon Sharpe (Pro Football Weekly, Football News). **AII-Rookie:** Eric Brown (Football News, Football Digest, College & Pro Football Newsweekly). **Super Bowl XXXIII Most Valuable Player (Pete Rozelle Trophy):** John Elway. **NFL Most Valuable Player:** Terrell Davis (AP, Pro Football Weekly, Pro Football Writers of America). **NFL Player of the Year:** Terrell Davis (Sporting News, Football Digest, NFL Films). **NFL Offensive Player of the Year:** Terrell Davis (AP, College & Pro Football Newsweekly). **AFC Player of the Year:** Terrell Davis (Football News). **AFC Offensive Player of the Year:** Terrell Davis (Kansas City 101 Club). **San Diego Hall of Champions Professional Star of the Year:** Terrell Davis. **Colorado Sports Hall of Fame Inductee:** John Elway (Class of 1999). **Colorado Sports Hall of Fame Professional Athlete of the Year:** Terrell Davis. **ESPY Award for Pro Football Performer of the Year:** Terrell Davis.

1997

**Pro Bowl:** Terrell Davis, John Elway, Tom Nalen, Shannon Sharpe, Neil Smith (Elway did not play in game due to injury). **AII-NFL:** Terrell Davis (AP, Sports Illustrated, The Sporting News, USA Today, Pro Football Weekly, College & Pro Football Newsweekly, Football News, Football Digest), John Elway (College & Pro Football Newsweekly 2nd team), Darrien Gordon (1st team punt returner—Sports Illustrated, The Sporting News, USA Today, Pro Football Weekly; 2nd team punt returner—Football Digest, College & Pro Football Newsweekly), John Mobley (1st team AP, The Sporting News, Pro Football Weekly, Football Digest; 2nd team College & Pro Football Newsweekly), Tom Nalen (2nd team College & Pro Football Newsweekly), Mark Schlereth (Sports Illustrated), Shannon Sharpe (AP, The Sporting News, USA Today, Pro Football Weekly, College & Pro Football Newsweekly 1st team; Football Digest 2nd team). **AII-AFC:** John Elway (Pro Football Weekly, Football News), Darrien Gordon (punt returner—Pro Football Weekly, Football News), John Mobley (Pro Football Weekly), Shannon Sharpe (Pro Football Weekly). **Super Bowl XXXII Most Valuable Player (Pete Rozelle**

**Trophy):** Terrell Davis. **AFC Player of the Year:** Terrell Davis (Football News, Touchdown Club of Columbus). **AFC Offensive Player of the Year:** Terrell Davis (Kansas City 101 Club). **San Diego Hall of Champions Professional Star of the Year:** Terrell Davis. **Colorado Sports Hall of Fame King of the Hill Award:** Terrell Davis. **ESPY Award for Best Performance Under Pressure:** Terrell Davis.

1996

**Pro Bowl:** Steve Atwater, Tyrone Braxton, Terrell Davis, John Elway, Michael Dean Perry, Bill Romanowski, Shannon Sharpe, Alfred Williams, Gary Zimmerman (Atwater, Elway and Zimmerman did not play in game due to injury). **AII-NFL:** Steve Atwater (AP 2nd team), Terrell Davis (AP, Sports Illustrated, The Sporting News, USA Today, Pro Football Weekly, Football News, College & Pro Football Newsweekly), John Elway (AP 2nd team, College & Pro Football Newsweekly 2nd team, Football Digest 2nd team), Bill Romanowski (College & Pro Football Newsweekly 2nd team), Shannon Sharpe (AP, Sports Illustrated, The Sporting News, Pro Football Weekly, Football Digest, College & Pro Football Newsweekly), Alfred Williams (AP, The Sporting News, Pro Football Weekly, Football Digest, College & Pro Football Newsweekly 2nd team), Gary Zimmerman (AP, Sports Illustrated, The Sporting News, Pro Football Weekly, Football Digest, College & Pro Football Newsweekly). **AII-AFC:** Steve Atwater (UPI, Pro Football Weekly), Tyrone Braxton (Football News, UPI 2nd team), Terrell Davis (UPI, Football News), John Elway (UPI, Pro Football Weekly, Football News), Michael Dean Perry (UPI 2nd team), Bill Romanowski (UPI 2nd team), Shannon Sharpe (UPI, Football News), Alfred Williams (UPI, Football News), Gary Zimmerman (UPI, Football News). **NFL AII-Rookie Team:** John Mobley (Pro Football Weekly, Football News, College & Pro Football Newsweekly). **NFL Most Valuable Player:** Terrell Davis (Sports Illustrated). **NFL Offensive Player of the Year:** Terrell Davis (AP). **AFC Player of the Year:** John Elway (Football News, Touchdown Club of Columbus). **AFC Most Valuable Player:** John Elway (NFLPA). **AFC Offensive Player of the Year:** Terrell Davis (UPI), John Elway (Kansas City 101 Club). **NFL Coach of the Year:** Mike Shanahan (Touchdown Club of Columbus). **AFC Coach of the Year:** Mike Shanahan (Kansas City 101 Club).

1995

**Pro Bowl:** Steve Atwater, Jason Elam, Glyn Milburn, Anthony Miller, Shannon Sharpe, Gary Zimmerman (Zimmerman did not play in game due to injury). **AII-NFL:** Steve Atwater (College & Pro Football Newsweekly 2nd team), Jason Elam (AP 2nd team, College & Pro Football Newsweekly 2nd team, Football Digest 2nd team), Glyn Milburn (AP 2nd team, Sporting News 1st team, College & Pro Football Newsweekly 2nd team, Football Digest 1st team), Shannon Sharpe (AP 2nd team), Gary Zimmerman (AP 2nd team, Football Digest 1st team). **AII-AFC:** Steve Atwater (UPI 1st team), Terrell Davis (UPI 2nd team), Jason Elam (UPI 1st team), Glyn Milburn (Football News 1st team), Michael Dean Perry (UPI 2nd team), Shannon Sharpe (UPI 2nd team), Gary Zimmerman (Football News 1st team, UPI 1st team). **NFL AII-Rookie Team:** Terrell Davis (College & Pro Football Newsweekly, Football News, Pro Football Weekly). **NFL Rookie of the Year:** Terrell Davis (Football Digest). **Earl Hartman Awards (Broncos Most Valuable Players):** Terrell Davis (offense), Steve Atwater (defense), Glyn Milburn (special teams). **Bob Peck Award (Most Inspirational Player):** Michael Dean Perry. **Bob Martin Award (For cooperation with local media):** Lionel Washington.

1994

**Pro Bowl:** Steve Atwater, John Elway, Shannon Sharpe, Gary Zimmerman (Sharpe did not play in game). **AII-NFL:** Shannon Sharpe (College & Pro Football Newsweekly 2nd team, Football Digest 2nd team). **AII-AFC:** Tom Rouen (UPI 2nd team), Shannon Sharpe (UPI 2nd team), Gary Zimmerman (UPI 2nd team). **Earl Hartman Awards (Broncos Most Valuable Players):** John Elway (offense), Steve Atwater (defense), Ray Jacobs (special teams). **Bob Peck Award (Most Inspirational Player):** Shannon Sharpe. **Bob Martin Award (For cooperation with local media):** Shannon Sharpe.

1993

**Pro Bowl:** Steve Atwater, John Elway, Karl Mecklenburg, Shannon Sharpe, Dennis Smith. **AII-NFL:** Shannon Sharpe (AP, Pro Football Weekly/Pro Football Writers of America, The Sporting News, Sports Illustrated, College & Pro Football Newsweekly, Football Digest), John Elway (AP 2nd team, College & Pro Football Newsweekly 2nd team, Football Digest 2nd team), Simon Fletcher (Football Digest 2nd team), Dennis Smith (College & Pro Football Newsweekly 2nd team), Gary Zimmerman (AP 2nd team, College & Pro Football Newsweekly 2nd team). **AII-AFC:** Steve Atwater (UPI, Football News), John Elway (UPI, Football News), Shannon Sharpe (UPI, Football News). **NFL AII-Rookie:** Jason Elam (Pro Football Weekly/Pro Football Writers of America, Football News, College & Pro Football Newsweekly, Football Digest). **AFC Most Valuable Player:** John Elway (NFL Players Association). **AFC Player of the Year:** John Elway (Football News). **AFC Offensive Player of the Year:** John Elway (UPI, Kansas City 101 Club). **Rookie Coach of the Year:** Wade Phillips (College & Pro Football Newsweekly). **Earl Hartman Awards (Broncos Most Valuable Players):** John Elway (offense), Simon Fletcher (offense), Reggie Rivers (special teams). **Bob Peck Award (Most Inspirational Player):** Dennis Smith. **Bob Martin Award (For cooperation with local media):** Tyrone Braxton.

1992

**Pro Bowl:** Steve Atwater, Michael Brooks, Shannon Sharpe. **AII-NFL:** Steve Atwater (AP, Pro Football Weekly/Pro Football Writers of America, The Sporting News, Football Digest, NEA), Michael Brooks (Sports Illustrated, College and Pro Football Newsweekly 2nd team), Greg Kragen (AP 2nd team, College and Pro Football Newsweekly 2nd team). **AII-AFC:** Steve Atwater (Football News). **NFL AII-Rookie:** Russell Freeman (Football News, College and Pro Football Newsweekly), Arthur Marshall (Pro Football Weekly/Pro Football Writers of America, Football News, College and Pro Football Newsweekly). **Colorado Sports Hall of Fame Pro Athlete of the Year:** Michael Brooks. **Earl Hartman Awards (Broncos Most Valuable Players):** John Elway (offense), Simon Fletcher (defense), Keith Traylor (special teams). **Bob Peck Award (Most Inspirational Player):** Dennis Smith. **Bob Martin Award (For cooperation with local media):** Reggie Rivers.

1991

**Pro Bowl:** John Elway, Steve Atwater, Gaston Green, Karl Mecklenburg, Dennis Smith. **AII-NFL:** Steve Atwater (AP, Pro Football Weekly, College and Pro Football Newsweekly 2nd-team), Greg Kragen (Sports Illustrated). **AII-AFC:** Steve Atwater (Football News, Pro Football Weekly). **AFC Coach of the Year:** Dan Reeves (Football News, Kansas City 101 Club). **NFL Rookie of the Year:** Mike Croel (Bert Bell Award-World Almanac, Pro Football Weekly, Washington Touchdown Club, Pro-Set). **AFC Defensive Rookie of the Year:** Mike Croel (AP, College and Pro Football Newsweekly). **NFL AII-Rookie:** Mike Croel (Football News, Pro Football Weekly, College and Pro Football Newsweekly, Football Digest), Reggie Johnson (Pro Football Digest), Keith Traylor (Pro Football Weekly, Football Digest). **Earl Hartman Award Winners (Broncos Most Valuable Players):** John Elway (offense), Dennis Smith (defense), Alton Montgomery (special teams). **Bob Peck Memorial Award (Most Inspirational Player):** Kenny Walker. **Bob Martin Award (For cooperation with local media):** Greg Kragen.

1990

**Pro Bowl:** Steve Atwater, Bobby Humphrey, Dennis Smith. **AII-NFL:** Steve Atwater (College and Pro Football Newsweekly-second team), Mike Horan (College and Pro Football Newsweekly-second team). **AII-AFC:** Steve Atwater (UPI, Football News), Mike Horan (UPI-second team, Football News). **Earl Hartman Award (Broncos Most Valuable Players):** Bobby Humphrey (offense), Steve Atwater (defense), Kevin Clark (special teams). **Bob Peck Memorial Award (Most Inspirational Player):** Keith Kartz. **Bob Martin Award (for cooperation with media):** Mark Jackson.



1989

**Pro Bowl:** John Elway, Greg Kragen, Karl Mecklenburg, Dennis Smith, David Treadwell. **AII-NFL:** Mike Horan (College and Pro Football Newsweekly 2nd team), Karl Mecklenburg (AP, Pro Football Weekly, Sports Illustrated, NEA-World Almanac, Football Digest), Dennis Smith (AP 2nd team). **AII-AFC:** Greg Kragen (Pro Football Weekly), Karl Mecklenburg (UPI, Pro Football Weekly, Football News), Dennis Smith (Pro Football Weekly, UPI 2nd team), David Treadwell (UPI, Pro Football Weekly, Football News). **NFL Rookie of the Year:** Bobby Humphrey (Touchdown Club of Washington, D.C.). **NFL Offensive Rookie of the Year:** Bobby Humphrey (NFL Players Association). **NFL Defensive Rookie of the Year:** Steve Atwater (Football Digest). **AFC Offensive Rookie of the Year:** Bobby Humphrey (Mackey Award). **NFL All-Rookie:** Steve Atwater (UPI, Pro Football Weekly, PFWA, College and Pro Football Newsweekly, Football Digest), Bobby Humphrey (UPI, Pro Football Weekly, PFWA, College and Pro Football Newsweekly), David Treadwell (Football Digest), Doug Widell (College and Pro Football Newsweekly, Football Digest). **Colorado Sports Hall of Fame Pro Athlete of the Year:** Bobby Humphrey. **Earl Hartman Award Winners (Broncos Most Valuable Players):** Bobby Humphrey (offense), Dennis Smith (defense), David Treadwell (special teams). **Bob Peck Memorial Award (Most Inspirational Player):** Marc Munford.

1988

**Pro Bowl:** Mike Horan. **AII-NFL:** Mike Horan (AP, PFWA, The Sporting News, College and Pro Football Newsweekly, Sports Illustrated, World Almanac 2nd team). **AII-AFC:** Mike Horan (UPI, Football News). **NFL All-Rookie:** Gerald Perry (UPI, Football Digest). **Earl Hartman Award Winners (Broncos Most Valuable Players):** John Elway and Sammy Winder (offense), Simon Fletcher (defense), Ken Bell (special teams). **Bob Peck Memorial Award (Most Inspirational Player):** Keith Bishop and Billy Bryan.

1987

**Pro Bowl:** Keith Bishop, John Elway, Karl Mecklenburg. **AII-NFL:** Keith Bishop (Sports Illustrated, NEA-second team), John Elway (The Sporting News, NEA, AP-second team), Karl Mecklenburg (NEA, AP-second team). **AII-AFC:** Keith Bishop (UPI-second team), John Elway (UPI, Pro Football Weekly, Football News), Rulon Jones (UPI-second team), Karl Mecklenburg (UPI, Pro Football Weekly, Football News). **NFL Most Valuable Player:** John Elway (AP). **AFC Most Valuable Player:** John Elway (NFLPA). **AFC Player of the Year:** John Elway (Football News). **AFC Offensive Player of the Year:** John Elway (UPI, Kansas City 101 Club). **NFL All-Rookie:** Ricky Nattiel (UPI, College and Pro Football Newsweekly, Football Digest, PFWA, Pro Football Weekly). **Earl Hartman Award Winners (Broncos Most Valuable Players):** John Elway (offense), Karl Mecklenburg (defense), Ken Bell (special teams). **Bob Peck Memorial Award (Most Inspirational Player):** Keith Bishop.

1986

**Pro Bowl:** Keith Bishop, John Elway, Rulon Jones, Karl Mecklenburg, Dennis Smith, Sammy Winder. **AII-NFL:** John Elway (AP-honorable mention), Keith Bishop (AP-honorable mention), Mike Harden (AP-honorable mention), Rulon Jones (AP, Pro Football Weekly, Sports Illustrated, PFWA, The Sporting News, Football News, Football Digest, NEA-second team), Karl Mecklenburg (AP, Pro Football Weekly, Sports Illustrated, PFWA, The Sporting News, Football News, Football Digest, NEA), Dennis Smith (AP-honorable mention, Football News second team, NEA). **AII-AFC:** Keith Bishop (UPI-second team, Football News), John Elway (UPI-second team), Rulon Jones (UPI, Pro Football Weekly, Football News), Karl Mecklenburg (UPI, Pro Football Weekly, Football News). **Dennis Smith (Pro Football Weekly), Gerald Willhite (UPI-second team). AFC Defensive Player of the Year:** Rulon Jones (UPI). **AFC Player of the Year:** Karl Mecklenburg (Football News). **Colorado Sports Hall of Fame King of the Hill Award:** John Elway. **Seattle Gold Helmet Award (Professional Football Player of the Year):** John Elway. **Earl Hartman Award Winners (Broncos Most Valuable Players):** John Elway (offense), Mike Harden (defense), Darren Comeaux (special teams). **Bob Peck Memorial Award (Most Inspirational Player):** Tom Jackson.

1985

**Pro Bowl:** Rulon Jones, Karl Mecklenburg, Dennis Smith, Louis Wright. **AII-NFL:** John Elway (AP-honorable mention), Rulon Jones (AP-2nd team, The Sporting News, Sports Illustrated), Karl Mecklenburg (AP, Sports Illustrated, PFWA, The Football News, NEA), Dennis Smith (AP-honorable mention), Louis Wright (AP honorable mention). **AII-AFC:** Rulon Jones (UPI), Karl Mecklenburg (UPI), Dennis Smith (UPI-2nd team), Louis Wright (UPI). **Earl Hartman Award Winners (Broncos Most Valuable Players):** John Elway (offense), Rulon Jones (defense), Daniel Hunter (special teams). **Bob Peck Memorial Award (Most Inspirational Player):** Tom Jackson.

1984

**Pro Bowl:** Sammy Winder. **AII-NFL:** Tom Jackson (CPFW-2nd team), Dennis Smith (Pro Football Weekly, CPFW-2nd team), Louis Wright (The Sporting News, Sports Illustrated, Pro Football Weekly, NEA-2nd team, CPFW-2nd team). **AII-AFC:** Tom Jackson (Pro Football Weekly, UPI 2nd team), Dennis Smith (Pro Football Weekly, UPI-2nd team), Sammy Winder (UPI-2nd team), Louis Wright (Pro Football Weekly, UPI-2nd team). **AII-Rookie:** Winford Hood (UPI), Clarence Kay (PFWA, Pro Football Weekly). **Colorado Sports Hall of Fame Pro Athlete of the Year:** Tom Jackson. **Earl Hartman Award Winners (Broncos Most Valuable Players):** Steve Watson (offense), Louis Wright (defense), Ken Woodard (special teams). **Bob Peck Memorial Award (Most Inspirational Player):** Tom Jackson. **NFL Coach of the Year:** Dan Reeves (NFL-Sports Illustrated, Pro Football Weekly, College and Pro Football Newsweekly. AFC-Kansas City 101 Club, Football News).

1983

**Pro Bowl:** Randy Gradishar, Louis Wright (DNP). **AII-NFL:** Randy Gradishar (AP-2nd team), Louis Wright (NEA, CPFN-2nd team). **AII-AFC:** Randy Gradishar (UPI-2nd team). **Earl Hartman Award Winners (Broncos Most Valuable Players):** Steve Watson (offense), Randy Gradishar (defense), Ken Woodard (special teams). **Bob Peck Memorial Award (Most Inspirational Player):** Tom Jackson.

1982

**Pro Bowl:** Randy Gradishar, Luke Prestridge, Rick Upchurch. **AII-NFL:** Randy Gradishar (Football Digest), Luke Prestridge (AP, Football Digest), Rick Upchurch (AP, Football Digest). **AII-AFC:** Randy Gradishar (UPI), Luke Prestridge (UPI). **Earl Hartman Award Winners (Broncos Most Valuable Players):** Billy Bryan (offense), Louis Wright (defense), Rick Upchurch and Rob Lytle (special teams). **Bob Peck Memorial Award (Most Inspirational Player):** Tom Jackson.

1981

**Pro Bowl:** Randy Gradishar, Bob Swenson, Bill Thompson, Steve Watson. **AII-NFL:** Bob Swenson (AP, NEA, The Sporting News), Randy Gradishar (AP 2nd team, NEA-2nd team, Pro Football Weekly, The Sporting News). **AII-AFC:** Randy Gradishar (UPI), Bill Thompson (UPI), Steve Watson (UPI), Bob Swenson (UPI-2nd team), Louis Wright (UPI-2nd team). **Earl Hartman Award Winners (Broncos Most Valuable Players):** Steve Watson (offense), Bob Swenson (defense), Jim Ryan (special teams). **Bob Peck Memorial Award (Most Inspirational Player):** Tom Jackson.

1980

**AII-NFL:** Randy Gradishar (The Sporting News), Fred Steinfort (Pro Football Weekly, The Sporting News). **AII-AFC:** Fred Steinfort (UPI). **Pro Football Weekly Golden Toe Award:** Fred Steinfort. **Earl Hartman Award Winners (Broncos Most Valuable Players):** Bill Bryan (offense), Randy Gradishar (defense), Fred Steinfort (special teams).

1979

**Pro Bowl:** Randy Gradishar, Tom Jackson, Rick Upchurch, Louis Wright, **AII-NFL:** Randy Gradishar (PFWA, Pro Football Weekly, AP-2nd team), Rick Upchurch (PFWA, Pro Football Weekly, AP-2nd team), Louis Wright (AP, NEA, PFWA, Pro Football Weekly). **AII-AFC:** Randy Gradishar (Pro Football Weekly, The Sporting News, UPI-2nd team), Bob Swenson (UPI-2nd team), Bill Thompson (UPI), Rick Upchurch (Pro Football Weekly), Louis Wright (UPI, Pro Football Weekly, The Sporting News). **Earl Hartman Award Winners (Broncos Most Valuable Players):** Craig Morton (offense), Bob Swenson (defense), Larry Canada (special teams).

1978

**Pro Bowl:** Lyle Alzado, Randy Gradishar, Tom Jackson, Riley Odoms, Bill Thompson, Rick Upchurch, Louis Wright. **AII-NFL:** Lyle Alzado (AP), Randy Gradishar (AP, PFWA, PFW, NEA), Tom Jackson (AP), Rick Upchurch (AP, PFWA, PFW), Louis Wright (AP, PFWA, PFW, NEA). **AII-AFC:** Lyle Alzado (UPI, PFW, TSN), Steve Foley (UPI), Randy Gradishar (UPI, PFW, TSN), Tom Jackson (UPI), Bill Thompson (UPI, PFW, TSN), Rick Upchurch (PFW), Louis Wright (UPI, PFW, TSN). **NFL Defensive Player of the Year:** Randy Gradishar (AP, PFW, NEA). **AFC Defensive Player of the Year:** Randy Gradishar (UPI, Kansas City 101 Club). **NFL Defensive Lineman of the Year:** Barney Chavous (*Pittsburgh Courier*). **Colorado Sports Hall of Fame Pro Athlete of the Year:** Randy Gradishar. **Earl Hartman Award Winners (Broncos Most Valuable Players):** Riley Odoms (offense), Randy Gradishar (defense), Maurice Harvey (special teams).

1977

**Pro Bowl:** Lyle Alzado, Randy Gradishar, Tom Jackson, Bill Thompson, Louis Wright. **AII-NFL:** Lyle Alzado (AP, UPI, PFW), Randy Gradishar (AP, UPI, PFW), Tom Jackson (AP, UPI, PFW), Bill Thompson (AP). **AII-AFC:** Louis Wright (PFW), Bill Thompson (PFW). **AFC Defensive Player of the Year:** Lyle Alzado (Kansas City 101 Club). **Colorado Sports Hall of Fame Pro Athlete of the Year:** Craig Morton. **Earl Hartman Award Winners (Broncos Most Valuable Players):** Craig Morton (offense), Tom Jackson (defense), Rick Upchurch (special teams). **NFL Coach of the Year:** Red Miller (AP, UPI, PFW, TSN, Football Digest, Washington Touchdown Club, Kansas City 101 Club, Columbus Touchdown Club).

1976

**Pro Bowl:** Rick Upchurch, Otis Armstrong. **AII-NFL:** Rick Upchurch. **Earl Hartman Award Winners (Broncos Most Valuable Players):** Riley Odoms (offense), Tom Jackson (defense), Rick Upchurch (special teams).

1975

**Pro Bowl:** Randy Gradishar, Riley Odoms. **AII-Pro:** Riley Odoms. **Earl Hartman Award Winners (Broncos Most Valuable Players):** Bobby Maples (offense), Lyle Alzado (defense), Jim Turner (special teams).

1974

**Pro Bowl:** Otis Armstrong, Riley Odoms. **AII-Pro:** Riley Odoms, Otis Armstrong. **Earl Hartman Award Winners (Broncos Most Valuable Players):** Otis Armstrong (offense), Tom Jackson (defense), Ken Criter (special teams).

1973

**Pro Bowl:** Floyd Little, Haven Moses, Paul Smith, Riley Odoms. **AII-Pro:** Riley Odoms. **Earl Hartman Award Winners (Broncos Most Valuable Players):** Charley Johnson (offense), Paul Smith (defense). **Colorado Sports Hall of Fame Pro Athlete of the Year:** Paul Smith. **AFC Coach of the Year:** John Ralston (AP, UPI, PFWA, Kansas City 101 Club). **NFLPA Rookie of the Year:** Barney Chavous. **AII-Rookie:** Barney Chavous (AP, UPI).

1972

**Pro Bowl:** Paul Smith. **Colorado Sports Hall of Fame Pro Athlete of the Year:** Floyd Little.

1971

**Pro Bowl:** Floyd Little, Rich Jackson.

1970

**Pro Bowl:** Floyd Little, Rich Jackson. **AII-Pro:** Rich Jackson. **Colorado Sports Hall of Fame Pro Athlete of the Year:** Rich Jackson.

1969

**AII-AFL:** Floyd Little, Rich Jackson. **AFL All-Star Game:** Rich Jackson, Al Denson, Mike Current, George Goeddeke, Floyd Little, Dave Costa.

1968

**AII-AFL:** Rich Jackson. **AFL All-Star Game:** Floyd Little, Dave Costa, Rich Jackson.

1967

**AFL All-Star Game:** Al Denson, Larry Kaminiski, Dave Costa, Nemiah Wilson.

1966

**AII-AFL:** Bob Scarpitto. **AFL All-Star Game:** Bob Scarpitto, Jerry Sturm, Goose Gonsoulin, John Bramlett.

1965

**AII-AFL:** Cookie Gilchrist, Lionel Taylor, Eldon Danenhauer. **AFL All-Star Game:** Eldon Danenhauer, Cookie Gilchrist.

1964

**AII-AFL:** Willie Brown. **AFL All-Star Game:** Willie Brown, Jerry Sturm, Goose Gonsoulin, Jim Fraser.

1963

**AII-AFL:** Goose Gonsoulin. **AFL All-Star Game:** Bud McFadin, Goose Gonsoulin.

1962

**AII-AFL:** Bud McFadin, Goose Gonsoulin, Eldon Danenhauer, Bob Zeman. **AFL All-Star Game:** Eldon Danenhauer, Bud McFadin, Gene Mingo, Bob Zeman, Goose Gonsoulin, Jim Fraser, Lionel Taylor, Frank Tripucka. **AFL Coach of the Year:** Jack Faulkner (AP, UPI).

1961

**AII-AFL:** Lionel Taylor, Bud McFadin. **AFL All-Star Game:** Bud McFadin, Ken Adamson, Goose Gonsoulin, Don Stone.

1960

**AII-AFL:** Lionel Taylor, Bud McFadin, Goose Gonsoulin.

## BRONCOS IN THE PRO BOWL (1970-2007)

(please see All-Time Honors, beginning on page 578, for year-by-year Broncos Pro Bowl and AFL All-Star Game participation.)  
Current players in bold

PLAYER	PRO BOWLS AS A BRONCO	SEASON(S) SELECTED	PLAYER	PRO BOWLS AS A BRONCO	SEASON(S) SELECTED
Lyle Alzado	2	1977-1978	Anthony Miller	1	1995
Otis Armstrong	2	1974, 1976	Haven Moses	1	1973
Steve Atwater	8	1990-96, 1998	<b>Tom Nalen</b>	<b>5</b>	<b>1997-2000, '03</b>
<b>Champ Bailey</b>	<b>4</b>	<b>2004-07</b>	Riley Odoms	4	1973-75, 1978
Keith Bishop	2	1986-87	Deltha O'Neal	1	2001
Tyrone Braxton	1	1996	Michael Dean Perry	1	1996
Michael Brooks	1	1992	Clinton Portis	1	2003
Dwayne Carswell	1	2001	Luke Prestridge	1	1982
Terrell Davis	3	1996-98	Trevor Pryce	4	1999-2002
Jason Elam	3	1995, 1998, 2001	Bill Romanowski	2	1996, 1998
John Elway	9	1986, '87, '89, '91, 1993-94, 1996-98	Mark Schlereth	1	1998
Ian Gold	1	2001	Shannon Sharpe	7	1992-98
Randy Gradishar	7	1975, 1977-79, 1981-83	Dennis Smith	6	1985-86, 1989-91, 1993
Gaston Green	1	1991	Detron Smith	1	1999
Brian Griese	1	2000	Rod Smith	3	2000-01, '05
Mike Horan	1	1988	Neil Smith	1	1997
Bobby Humphrey	1	1990	Paul Smith	2	1972-73
Rich Jackson	2	1970-71	Bob Swenson	1	1981
Tom Jackson	3	1977-79	Billy Thompson	3	1977-78, 1981
Tony Jones	1	1998	David Treadwell	1	1989
Rulon Jones	2	1985-86	Rick Upchurch	4	1976, 1978-79, 1982
Greg Kragen	1	1989	Steve Watson	1	1981
Floyd Little	3	1970-71, 73	Alfred Williams	1	1996
<b>John Lynch</b>	<b>4</b>	<b>2004-07</b>	Al Wilson	5	2001-03, '05-06
Ed McCaffrey	1	1998	Sammy Winder	2	1984, 1986
Karl Mecklenburg	6	1985-87, 1989, 1991, 1993	Louis Wright	5	1977-79, 1983, 1985
Glyn Milburn	1	1995	Gary Zimmerman	3	1994-96

## BRONCOS IN THE AFL ALL-STAR GAME (1960-69)

Ken Adamson	1	1961
John Bramlett	1	1966
Willie Brown	1	1964
Dave Costa	3	1967, 1968, 1969
Mike Current	1	1969
Eldon Danenhauer	2	1962, 1965
Al Denson	2	1967, 1969
Jim Fraser	2	1962, 1964
Cookie Gilchrist	1	1965
George Goeddeke	1	1969
Goose Gonsoulin	5	1961, 1962, 1963, 1964, 1966
Rich Jackson	2	1968, 1969
Larry Kaminski	1	1967
Floyd Little	2	1968, 1969
Bud McFadin	3	1961, 1962, 1963
Gene Mingo	1	1962
Bob Scarpitto	1	1966
Don Stone	1	1961
Jerry Sturm	2	1964, 1966
Lionel Taylor	1	1962
Frank Tripucka	1	1962
Nemiah Wilson	1	1967
Bob Zeman	1	1962

## BRONCOS ALL-TIME NFL HONORS

### NFL MOST VALUABLE PLAYER (AP)

1998	RB Terrell Davis	(16 starts / 392 att., 2008 yds., 5.1 avg., 21 TDs / 25 rec., 217 yds., 8.7 avg., 2 TDs)
1987	QB John Elway	(12 starts / 224-410, 54.6%, 3198 yds., 19 TDs, 12 INTs / 66 att., 304 yds., 4.6 avg., 4 TDs)

### NFL OFFENSIVE PLAYER OF THE YEAR (AP)

1998	RB Terrell Davis	(16 starts / 392 att., 2008 yds., 5.1 avg., 21 TDs / 25 rec., 217 yds., 8.7 avg., 2 TDs)
1996	RB Terrell Davis	(16 starts / 345 att., 1538 yds., 4.5 avg., 13 TDs / 36 rec., 310 yds., 8.6 avg., 2 TDs)

### NFL DEFENSIVE PLAYER OF THE YEAR (AP)

1978	LB Randy Gradishar	(16 starts / 286 tackles, incl. 190 solo, 4 INTs, 2 FF, 1 returned for a TD)
------	--------------------	--

### NFL OFFENSIVE ROOKIE OF THE YEAR (AP)

2002	RB Clinton Portis	(16 gms., 12 starts / 273 att., 1508 yds., 5.5 avg., 15 TD / 33 rec., 364 yds., 11.0 avg., 2 TD)
2000	RB Mike Anderson	(16 gms., 12 starts / 297 att., 1487 yds., 5.0 avg., 15 TD / 23 rec., 169 yds., 7.3 avg.)

### NFL DEFENSIVE ROOKIE OF THE YEAR (AP)

1991	LB Mike Croel	(13 gms., 10 starts / 84 tackles, incl. 55 solo, 10 sacks, -65 yds., 4 FF, 2 PD)
------	---------------	--

### AFC OFFENSIVE PLAYER OF THE MONTH

(9 Total Winners—Award Initiated by NFL in 1986)

2001	QB Brian Griese	September	(60-93, 64.5%, 763 yds., 7 TDs, 2 INTs, 106.2 rating)
2000	RB Mike Anderson	December	(104 att., 516 yds., 5.0 avg., 8 TDs / 4 rec., 34 yds., 8.5 avg.)
2000	WR Rod Smith	November	(26 rec., 479 yds., 18.4 avg., 1 TD / 3 rush., 78 yds., 26 avg., 1 TD)
1998	RB Terrell Davis	October	(81 att., 512 yds., 6.3 avg., 6 TDs / 5 rec., 76 yds., 15.2 avg.)
1998	RB Terrell Davis	September	(94 att., 489 yds., 5.2 avg., 6 TDs / 4 rec., 22 yds., 5.5 avg.)
1997	QB John Elway	November	(94-149, 61.7%, 1231 yds., 8 TDs, 0 INTs / 23 att., 60 yds., 2.6 avg.)
1997	RB Terrell Davis	September	(118 att., 605 yds., 5.1 avg., 4 TDs / 6 rec., 31 yds., 5.2 avg.)
1996	QB John Elway	October	(73-111, 65.8%, 935 yds., 10 TDs, 3 INTs / 18 att., 110 yds., 6.1 avg., TD)
1996	RB Terrell Davis	September	(112 att., 573 yds., 5.1 avg., 4 TDs / 10 rec., 83 yds., 8.3 avg.)

### AFC DEFENSIVE PLAYER OF THE MONTH

(7 Total Winners—Award Initiated by NFL in 1986)

2006	CB Champ Bailey	October	(3 INTs, 21 tackles, 9 PBUs)
2005	CB Champ Bailey	November	(3 INTs, 1 TD on INT return, 20 tackles, 5 PBUs)
2001	CB Deltha O'Neal	October	(6 INTs, 17 tackles)
1991	LB Simon Fletcher	December	(5 sacks, -39 yds., 15 tackles)
1989	LB Karl Mecklenburg	November	(4.5 sacks, -40 yds., 18 tackles)
1989	S Dennis Smith	October	(2 INTs, 22 tackles, 2 FF, 1 FR)
1986	DE Rulon Jones	October	(8.5 sacks, -142 yds., 33 tackles)

### AFC SPECIAL TEAMS PLAYER OF THE MONTH

(3 Total Winners—Award Initiated by NFL in 1993)

2005	P Todd Sauerbrun	October	(11-of-28 punts downed inside 20, 45.3 gross avg., 39.1 net avg.)
2004	KR Reuben Droughns	September	(8 kick returns, 244 yds., 30.5 avg.)
2001	K Jason Elam	November	(11-12 FGs, 5-5 PATS, 38 pts.)

### NFL OFFENSIVE ROOKIE OF THE MONTH

2002	RB Clinton Portis	October	(79 att., 358 yds., 4.5 avg., 3 TDs / 11 rec., 98 yds., 8.9 avg., 1 TD)
2000	RB Mike Anderson	December	(104 att., 516 yds., 5.0 avg., 8 TDs / 4 rec., 34 yds., 8.5 avg.)
2000	RB Mike Anderson	September	(85 att., 403 yds., 4.7 avg., 3 TDs / 5 rec., 39 yds., 7.8 avg.)

### NFL DEFENSIVE ROOKIE OF THE MONTH

2004	LB D.J. Williams	December	(40 tackles, 1 sack, 1 INT., 1 FF, and 4 PD)
------	------------------	----------	--

### AFC OFFENSIVE PLAYER OF THE WEEK

(41 Total Winners—Award Initiated by NFL in 1984)

2005	WR Rod Smith	Week 15	at Buffalo	(11 rec., 137 yds., 12.5 avg., 1 TD)
2005	QB Jake Plummer	Week 8	vs. Philadelphia	(22-35, 62.9%, 309 yds., 4 TD, 129.3 rtg.)
2004	QB Jake Plummer	Week 17	vs. Indianapolis	(17-30, 58.2%, 246 yds., 2 TD, 105.7 rtg.)
2003	RB Clinton Portis	Week 14	vs. Kansas City	(22 att., 218 yds., 9.9 avg., 5 TD / 2 rec., 36 yds., 18.0 avg.)
2003	TE Shannon Sharpe	Week 11	vs. San Diego	(7 rec., 101 yds., 14.4 avg., 3 TD)
2003	QB Jake Plummer	Week 3	vs. Oakland	(14-21, 66.7%, 197 yds., 2 TD, 128.5 rtg.)
2002	TE Shannon Sharpe	Week 7	at Kansas City	(12 rec., 214 yds., 17.8 avg., 2 TD; *NFL TE rec.)
2001	QB Brian Griese	Week 1	vs. N.Y. Giants	(21-29, 72.4%, 330 yds., 3 TD, 144.3 rtg.)
2000	RB Mike Anderson	Week 14	at New Orleans	(37 att., 251 yds., 6.8 avg., 4 TD; *NFL rookie rec.)
2000	RB Mike Anderson	Week 13	at Seattle	(30 att., 195 yds., 6.5 avg., 2 TD / 2 rec., 14 yds.)
1999	RB Olandis Gary	Week 15	vs. Seattle	(22 att., 183 yds., 8.3 avg., / 2 rec., 16 yds.)
1999	QB Brian Griese	Week 6	vs. Green Bay	(19-31, 61.3%, 363 yds., 2 TD, 1 INT, 110.0 rtg.)
1998	RB Terrell Davis	Week 17	vs. Seattle	(29 att., 178 yds., 6.1 avg. / 2 rec., 17 yds., 1 TD)
1998	QB John Elway	Week 14	vs. Kansas City	(22-32, 68.8%, 400 yds., 2 TD, 1 INT, 119.3 rtg.)
1998	RB Terrell Davis	Week 8	vs. Jacksonville	(31 att., 136 yds., 4.4 avg., 3 TD / 5 rec., 76 yds.)



## BRONCOS ALL-TIME NFL HONORS, CONT.

1998	RB Terrell Davis	Week 5	vs. Philadelphia	(20 att., 168 yds., 8.4 avg., 2 TD)
1998	RB Terrell Davis	Week 2	vs. Dallas	(23 att., 191 yds., 8.3 avg., 3 TD)
1997	QB John Elway	Week 10	vs. Seattle	(19-30, 63.3%, 252 yds., 2 TD, 112.1 rtg.)
1997	RB Terrell Davis	Week 4	vs. Cincinnati	(27 att., 215 yds., 8.0 avg., 1 TD / 2 rec., 13 yds.)
1996	RB Terrell Davis	Week 12	at New England	(32 att., 154 yds., 4.8 avg., 2 TD / 4 rec., 56 yds., 1 TD)
1996	RB Terrell Davis	Week 8	vs. Baltimore	(28 att., 194 yds., 6.9 avg., 2 TD / 3 rec. 19 yds.)
1995	QB John Elway	Week 17	at Oakland	(24-41, 58.5%, 320 yds., 2 TD, 1 INT, 89.5 rtg.)
1995	WR Anthony Miller	Week 7	vs. Oakland	(7 rec., 149 yds., 21.3 avg., 2 TD)
1995	QB John Elway	Week 3	vs. Washington	(30-47, 63.8%, 327 yds., 2 TD, 98.4 rtg.)
1994	QB John Elway	Week 9	vs. Cleveland	(30-41, 73.2%, 349 yds., 2 TD, 114.8 rtg.)
1993	TE Shannon Sharpe	Week 15	vs. Kansas City	(10 rec., 65 yds., 6.5 avg., 3 TD)
1993	QB John Elway	Week 12	vs. Pittsburgh	(18-25, 72%, 276 yds., 1 TD, 121.4 rtg.)
1993	QB John Elway	Week 10	at Cleveland	(17-23, 73.9%, 244 yds., 3 TD, 147.5 rtg.)
1992	QB John Elway	Week 5	vs. Kansas City	(23-38, 60.5%, 311 yds., 2 TD, 104.2 rtg.)
1992	QB John Elway	Week 1	vs. L.A. Raiders	(10-24, 41.7%, 171 yds., 1 INT, 49.1 rtg.)
1991	RB Gaston Green	Week 5	at Minnesota	(26 att., 158 yds., 6.1 avg. / 1 rec., 9 yds.)
1989	WR Vance Johnson	Week 12	vs. Seattle	(6 rec., 154 yds., 25.7 avg., 2 TD)
1989	QB John Elway	Week 7	at Seattle	(18-35, 51.4%, 344 yds., 2 TD, 104.9 rtg.)
1988	QB John Elway	Week 13	vs. L.A. Rams	(21-36, 58.3%, 272 yds., 3 TD, 1 INT, 98.4 rtg.)
1988	RB Tony Dorsett	Week 2	vs. San Diego	(23 att., 113 yds., 4.9 avg., 1 TD)
1987	RB Joe Duke	Week 5	vs. L.A. Raiders	(23 att., 128 yds., 5.6 avg., 2 TD)
1987	QB John Elway	Week 1	vs. Seattle	(22-32, 68.8%, 338 yds., 4 TD, 1 INT, 129.9 rtg.)
1986	QB John Elway	Week 13	vs. Cincinnati	(22-34, 64.7%, 228 yds., 3 TD, 113.4 rtg.)
1986	QB John Elway	Week 8	vs. Seattle	(18-32, 56.3%, 321 yds., 1 TD, 1 INT, 88.2 rtg.)
1984	QB John Elway	Week 10	vs. New England	(26-40, 65%, 315 yds., 3 TD, 1 INT, 103.6 rtg.)
1984	QB Gary Kubiak	Week 9	at L.A. Raiders	(21-34, 61.8%, 206 yds., 1 TD, 88.6 rtg.)

### AFC DEFENSIVE PLAYER OF THE WEEK

(20 Total Winners—Award Initiated by NFL in 1984)

2007	DE Elvis Dumervil	Week 14	vs. Kansas City	(5 tackles, all solo, 3 sacks, -15 yds., 1 FF)
2005	S John Lynch	Week 17	at San Diego	(7 tackles, incl. 5 solo, 2 sacks, -12 yds., 2 FF)
2005	LB Al Wilson	Week 4	at Jacksonville	(6 tackles, incl. 4 solo, 1 sack, -2 yds., 2 FF)
2004	LB D.J. Williams	Week 16	at Tennessee	(7 tackles, incl. 5 solo, 1 INT, 10 yds., 3 PD)
2001	CB Denard Walker	Week 7	vs. New England	(6 tackles, incl. 5 solo, 2 INT, 39 yds., 1 TD)
2001	CB Deltha O'Neal	Week 4	vs. Kansas City	(2 tackles, both solo, 4 INT*, 69 yds., 2 PD; *tied NFL rec.)
2000	CB Terrell Buckley	Week 6	at San Diego	(2 tackles, both solo, 2 INT, 64 yds., 2 PD)
1999	LB Glenn Cadrez	Week 11	vs. Oakland	(11 tackles, incl. 8 solo, 3 sacks, -16 yds.)
1998	CB Darrien Gordon	Week 13	at San Diego	(4 tackles, incl. 3 solo, 2 INT, 34 yds., 1 FR)
1998	CB Ray Crockett	Week 3	at Oakland	(5 tackles, all solo, 2 INT, 105 yds., 80-yd. TD, 2 PD)
1997	LB John Mobley	Week 6	vs. New England	(15 tackles, incl. 12 solo, 1 INT, 13 yds., 1 TD, 1 FR)
1996	DE Alfred Williams	Week 3	vs. Tampa Bay	(3 tackles, all solo, 2 sacks, -14 yds., 2 FF, 1 FR)
1991	S Steve Atwater	Week 3	vs. Seattle	(7 tackles, incl. 6 solo, 1 INT, 1 yd., 1 FR)
1989	NT Greg Kragen	Week 10	at Kansas City	(6 tackles, incl. 5 solo, 1 sack, -9 yds., 1 FF)
1987	LB Karl Mecklenburg	Week 13	vs. New England	(8 tackles, incl. 7 solo, 2 INT, 25 yds.)
1986	CB Mike Harden	Week 9	at L.A. Raiders	(5 tackles, incl. 4 solo, 2 INT, 64 yds., 40-yd. TD, 3 PD)
1986	LB Karl Mecklenburg	Week 4	vs. New England	(11 tackles, incl. 9 solo, 2 sacks, -23 yds.)
1985	LB Karl Mecklenburg	Week 13	at Pittsburgh	(6 tackles, all solo, 4 sacks, -18 yds.)
1985	CB Louis Wright	Week 11	vs. San Diego	(3 tackles, all solo, 1 INT, 16 yds., 60-yd. blocked FG ret. TD in OT)
1984	S Steve Foley	Week 7	vs. Green Bay	(8 tackles, incl. 5 solo, 1 INT, 20 yds., 22-yd. FR for TD)

### AFC SPECIAL TEAMS PLAYER OF THE WEEK

(17 Total Winners—Award Initiated by NFL in 1993)

2007	PR Glenn Martinez	Week 11	vs. Tennessee	(2 PR, 80 yds., 40.0 avg., 80-yd. PR for a TD)
2007	K Jason Elam	Week 2	vs. Oakland	(3-4 FGs, 23/20/23, 2-2 PAT, 11 pts.; game-winner in OT)
2005	P Todd Sauerbrun	Week 6	vs. New England	(7 punts, 366 yds., 52.3 avg., 46.9 net., 5 IN20, 66LG)
2004	K Jason Elam	Week 4	at Tampa Bay	(3-3 FGs, 49/50/23, 1-1 PAT, 10 pts.; game-winner)
2004	P/K Micah Knorr	Week 1	vs. Kansas City	(2 punts, 113 yds., 56.5 avg., 43.3 net., 1 IN20, 66LG 6 KO for touchback)
2003	K Jason Elam	Week 15	vs. Cleveland	(3-3 FGs, 51/36/25, 2-2 PATs, 11 pts.; game-winner in OT)
2001	P Tom Rouen	Week 9	vs. San Diego	(6 punts, 319 yds., 53.2 avg., 52.3 net., 5 IN20, 62LG)
2000	LB Ian Gold	Week 11	vs. Oakland	(blocked a punt and returned it 12 yds. for a TD, 2 tackles)
1999	K Jason Elam	Week 9	at San Diego	(4-4 FGs, 24/41/44/55, 3-3 PATs, 15 pts.)
1998	KR Vaughn Hebronn	Week 16	at Miami	(4 KOR, 158 yds., 39.5 avg., 95-yd. KOR for a TD)
1998	KR Vaughn Hebronn	Week 9	at Cincinnati	(6 KOR, 161 yds., 26.8 avg., blocked a punt)
1998	K Jason Elam	Week 8	vs. Jacksonville	(3-3 FGs, 31/32/63*, 4-4 PATs, 13 pts.; *NFL rec.)
1997	PR Darrien Gordon	Week 11	vs. Carolina	(5 PR, 168 yds., 33.6 avg., 2 PR TDs* in 1st qtr.; *tied NFL rec.)
1995	KR Glyn Milburn	Week 15	vs. Seattle	(404 total yds., 131 rush., 45 rec., 95 PR, 133 KOR; *NFL rec.)
1995	KR Glyn Milburn	Week 12	vs. San Diego	(2 PR, 20 yds., 10.0 avg., 4 KOR, 177 yds., 44.3 avg.)
1994	DE Shane Dronett	Week 14	at Kansas City	(Blocked 37-yd. FG attempt with :02 remaining to forced OT)
1993	RB Reggie Rivers	Week 15	vs. Kansas City	(1 tackle, blocked a punt to set up go-ahead TD in 4th)

## RETIRED JERSEY NUMBERS

The Denver Broncos have retired three jersey numbers in their 48-year history: the No. 7 worn by quarterback John Elway (1983-98), the No. 18 worn by quarterback Frank Tripucka (1960-63) and the No. 44 worn by running back Floyd Little (1967-75). The most recent addition was Elway's, retired on Sept. 13, 1999, in a ceremony at halftime of the Broncos' season-opening game vs. Miami.



John Elway

**John Elway**, who wore number 7 from 1983-98, led the Broncos to five Super Bowl appearances and two World Championships and retired ranked second in nearly every all-time NFL passing category. Inducted into the Pro Football Hall of Fame in 2004, he passed for 51,475 yards and 300 touchdowns in his 16-year career and retired as the all-time winningest starting quarterback in NFL history with a career mark of 148-82-1 (.643). Elway was named Most Valuable Player of Super Bowl XXXIII, leading Denver to its second consecutive World Championship with a 34-19 defeat of the Atlanta Falcons, becoming the first player in NFL history to close his career by earning Super Bowl MVP honors in his final game. His image was forged early in his career as he developed a reputation for leading the Broncos to victory against seemingly insurmountable odds. Elway directed the Broncos on an NFL-record 47 fourth-quarter or overtime, game-winning or game-saving drives in his legendary career. Elway was inducted into the Denver Broncos' Ring of Fame in 1999—the first inductee for whom the customary five-year waiting period was waived. The only other players to wear No. 7 in franchise history were quarterbacks Mickey Slaughter (1963-66) and Craig Morton (1977-82).

7



Frank Tripucka

**Frank Tripucka**, who wore number 18 from 1960-63, was Denver's first quarterback and helped lay the foundation for the club's future success. One of the original Broncos, Tripucka played in the American Football League all-star game in 1962 and passed for 7,676 yards in his Denver career. His best statistical season came in 1960 when he completed 248-of-478 passes (51.9%) for 3,038 yards with 24 touchdowns. Tripucka's career passing total still ranks fifth in franchise history, and his single-game record of 447 yards at Buffalo on Sept. 15, 1962, remained the franchise record until broken in 2000. He also ranks fifth in completions (662) and attempts (1,277) as well as sixth in touchdown passes (51) in club history while also guiding Denver to its first .500 season with a 7-7 mark in 1962. Tripucka was inducted into the Broncos' Ring of Fame in 1986. Tripucka is the only player in Broncos history to wear No. 18.

18



Floyd Little

**Floyd Little**, who wore number 44 from 1967-75 with the Denver Broncos as well as during his legendary college career at Syracuse, retired as the Broncos' all-time career leader in rushing yards (6,323) and total touchdowns (54). He held both marks until 1998 when they were eclipsed by Terrell Davis, and he was the club's all-time leader in career combined yardage (12,173) until he was passed by Rod Smith in 2006. Little was All-AFL in 1969 and played in two AFL all-star games (1968, 1969) and three Pro Bowls (1970-71, '73). He still is ranked second in career rushing attempts (1,641) by a Bronco, and his 89-yard kickoff return in 1968 is the longest non-scoring kickoff return in club history. When Little retired, he ranked seventh in NFL history in career rushing yards. Little joined the Broncos in 1967 as the club's No. 1 draft choice, becoming the first No. 1 pick to sign with the team in its eight-year history. During his career, Little helped the Broncos to their first winning seasons in 1973 and '74 with back-to-back 7-5-2 and 7-6-1 marks, and he retired in 1975 with Denver just two years away from its first Super Bowl appearance. He was inducted into the club's Ring of Fame as part of its inaugural class in 1984. The only other players to wear No. 44 in franchise history were defensive back Miller Farr in 1965 and halfback Bruce Starling in 1963.

44



## BRONCOS IN THE PRO FOOTBALL HALL OF FAME



**JOHN ELWAY**

**QB**

**INDUCTED: 2004**

*(John Elway's full bio appears on page 588 in the Broncos' Ring of Fame section)*

Quarterback **John Elway** was the Broncos' first inductee into the Pro Football Hall of Fame to have spent his entire career with the club, playing a franchise-record 16 seasons (1983-1998). Elected on Jan. 31, 2004, and inducted on Aug. 8, 2004, as a "first-ballot" Hall of Famer, Elway is arguably the best quarterback to have played the game.

A nine-time Pro Bowl choice with the second-most wins (148) among quarterbacks in NFL history, Elway capped his career with back-to-back Super Bowl wins and started in an NFL quarterback-record five Super Bowl games. Elway, who ranks third in NFL history in passing yards, attempts and comple-



tions, holds an NFL-record 47 fourth-quarter or overtime game-winning or game-tying drives.



**GARY ZIMMERMAN**

**T**

**INDUCTED: 2008**

*(Gary Zimmerman's full bio appears on page 612 in the Broncos' Ring of Fame section)*

Tackle **Gary Zimmerman** was the second Pro Football Hall of Fame inductee to have spent a primary portion of his career with the Denver Broncos. Elected on Feb. 2, 2008, and inducted on Aug. 2, 2008, Zimmerman played five seasons in Denver from 1993-97, helping the Broncos win Super Bowl XXXII during the 1997 campaign for the club's first-ever World Championship. One of a handful of players named to two NFL All-Decade Teams (1980s and '90s) and a seven-time Pro Bowl selection who started all 184 career games played, Zimmerman joined the Broncos in a trade from Minnesota on Aug. 24, 1993, after playing his first seven years with the Vikings.

Zimmerman started all 76 career games played with Denver and earned three Pro Bowl selections (1994-96) as a key component of offenses that led the NFL in total yards

twice (1996-97) and recorded three consecutive top-5 league rushing rankings (1995-97).




**TONY DORSETT**

**RB**

**INDUCTED: 1994**

Running Back **Tony Dorsett**, though best known for his brilliant 11-year tenure with the Dallas Cowboys, was a Denver Bronco during the 1988 and 1989 seasons. He joined the Broncos in 1988 and went on to lead the club in rushing that season with 703 yards on 181 carries. He spent the 1989 season on injured reserve before his retirement and was inducted into the Pro Football Hall of Fame in 1994.

Dorsett finished his career ranked second on the all-time NFL rushing list with 12,739 yards and now ranks seventh on that list. He captured rookie of the year honors in 1977 with the Cowboys en route to four Pro Bowl selections (1978, 1981-83). His highest rushing total came in 1981 when he ran for 1,646 yards, which marked just one of eight 1,000-yard seasons during his brilliant career. He played at the University of Pittsburgh, where he won the Heisman Trophy in 1976 while leading the school to the national title.



**WILLIE BROWN**

**CB**

**INDUCTED: 1984**

Cornerback **Willie Brown**, inducted into the Pro Football Hall of Fame in 1984, played for the Broncos from 1963-66 and was named All-American Football League in 1964. He intercepted nine passes that season, including a team-record four in one game (vs. New York, 11/15/64), and was named the outstanding back in the AFL All-Star game in January 1965.

The 6-foot-1, 195-pound Brown, who played his college ball at Grambling, joined the Broncos as a free agent in August 1963 and played 50 games in his four seasons with the club. He intercepted 15 passes (195 yds.) as a Bronco while returning three punts for 29 yards (9.7 avg.) and three kickoffs for 70 yards (23.3 avg.). Brown was traded to Oakland in 1967 and played 12 seasons with the Raiders (1967-78). An all-league performer every year from 1968-73 and a four-time Pro Bowler (1970-73), Brown played in 204 games in 16 seasons, intercepting 54 passes and returning two for touchdowns.

### Other Pro Football Hall of Fame members with ties to the Denver Broncos:

- **Stan Jones—Inducted 1991:** Honored for his 12-year playing career, he coached Denver's defensive line for 18 years (1967-71, 76-88).
- **Doak Walker—Inducted 1986:** Honored for his six-year playing career, he coached Denver's wide receivers in 1966.
- **Fred Gehrke—Hall of Fame Pioneer Award, 1972:** Sixteen-year team employee and Broncos General Manager from 1977-80. As a Los Angeles Rams halfback in 1948, he painted golden rams' horns on his team's helmets and thus started the trend toward today's colorful, uniquely-decorated helmets worn by all NFL teams.



## DENVER BRONCOS RING OF FAME PROFILES

*The Denver Broncos Ring of Fame was created in 1984 by team owner Pat Bowlen to honor former players and administrators who played significant roles in the franchise's history.*

The Denver Broncos Ring of Fame roster grew to 21 in 2007 when running back **Terrell Davis** (1995-2002) joined the Ring's distinguished membership. Before Davis' induction, the most recent additions came in 2005 when safety **Steve Atwater** (1989-98) was inducted and in 2003 when tackle **Gary Zimmerman** (1993-97) was enshrined.

In 2001, linebacker **Karl Mecklenburg** (1983-94) and safety **Dennis Smith** (1981-94) were named Broncos Ring of Famers. Quarterback **John Elway** (1983-98) was inducted into the Ring of Fame in 1999 in a ceremony held at halftime of the Broncos' season-opening *Monday Night Football* game vs. Miami on Sept. 13, 1999. As testament to the legend he established during his 16-year career, Elway is the only inductee for whom the customary five-year waiting period was waived.

Elway's induction was the first since 1993 when cornerback **Louis Wright** (1975-86) joined the Ring of Fame, a year after linebacker **Tom Jackson** (1973-86) entered the Ring in 1992.


Linebacker **Randy Gradishar** (1974-83) was the only 1989 inductee, following the 1988 inductions of quarterback **Craig Morton** (1977-82), wide receiver **Haven Moses** (1972-81) and kicker **Jim Turner** (1971-79).

Former defensive back **Bill Thompson** (1969-81) was honored in 1987, and three players joined the elite group in 1986: quarterbacks **Frank Tripucka** (1960-63) and **Charley Johnson** (1972-75), and defensive end **Paul Smith** (1968-78).

In 1985, former owner **Gerald H. Phipps** became the first non-player to have his name placed on the Ring.

The Ring of Fame was established in 1984 with an inaugural class of four members: running back **Floyd Little** (1967-75), defensive end **Rich Jackson** (1967-72), wide receiver **Lionel Taylor** (1960-66) and safety **Austin "Goose" Gonsoulin** (1960-66).

The Ring of Fame is displayed on the Level 5 façade of INVESCO Field at Mile High. The following are biographical sketches of each of the 21 Ring of Fame members. *The profiles begin below with Elway's and continue in alphabetical order with Atwater's on page 601.*




**JOHN ELWAY**

6-3 • 215 • STANFORD

**YEAR INDUCTED: 1999**

**YEARS WITH BRONCOS: 1983-98**

**QUARTERBACK**



**CAREER—REGULAR SEASON:** John Elway, whose No. 7 jersey was retired Sept. 13, 1999, in a ceremony at halftime of the Broncos' season opener vs. Miami, capped his brilliant career in 1998 by winning Most Valuable Player honors in Super Bowl XXXIII, leading the Denver Broncos to their second consecutive World Championship. Following his playing career, Elway was inducted into the Pro Football Hall of Fame on Aug. 8, 2004, in a ceremony held at Fawcett Stadium in Canton, Ohio. He wrapped up his stellar career by posting the highest quarterback rating of his career (93.0) in his final campaign. At the close of the 1998 season, Elway ranked second among active NFL players for number of appearances with one team (234) and retired having played in and started more games (231) in more seasons (16) than any player in Denver Broncos history. Elway, who retired as the NFL's all-time winningest starting quarterback (148-82-1; .643) and currently trails only Brett Favre in career victories, was voted to a franchise-record nine Pro Bowl appearances (1986 season, '87, '89, '91, '93, '94, '96, '97 and '98)—tied for the most ever by a quarterback (Favre, Dan Marino, Warren Moon)—and as a starter six times ('87, '89, '93, '96, '97 and '98). He was the NFL's Most Valuable Player in 1987 and AFC Player of the Year in 1993, and he was named AFC Offensive Player of the Week 15 times and AFC Offensive Player of the Month twice. Elway was named the Edge NFL Man of the Year for 1992 and was inducted into the Colorado Sports Hall of Fame in 1999 while also being named to the NFL's All-Decade team for the 1990s (first team). He ranks third behind Favre and Marino in most major NFL career passing categories, including passing yards (51,475), attempts (7,250), completions (4,123) and total offense (54,882). He also figures fourth in total touchdowns (behind Marino, Favre and Fran Tarkenton) with 334 (300 passing/33 rushing/1 receiving), fifth in passing touchdowns with 300 and second among NFL quarterbacks in career rushing attempts (774) while figuring sixth in rushing yards (3,407). Elway is the only player in NFL history to pass for more than 3,000 yards and rush for more than 200 yards in the same season for seven consecutive years (1985-91). He generated 4,771 of the 5,806 points (82.2%) scored by the Broncos during his 16-year tenure with the club. Elway ranks No. 1 in NFL history in fourth-quarter, game-winning or game-saving drives with 47 (46-0-1 record) and had 36 career 300-yard passing games in the regular season, third among active quarterbacks at the time of his retirement (Marino, Moon). He also caught three passes in regular-season play for 61 yards, including a touchdown of 23 yards from Steve Sewell in 1986. In 1997, Elway broke his franchise record for consecutive passes without an interception with the streak reaching 189 attempts. For his career, Elway had 19 games in which he completed 70 percent or more of his passes (min. 20 att.) and fashioned a 17-2 record in those games. He started 2,595 drives as a pro and was replaced just 10 times due to injury (.039%).



**CAREER—POSTSEASON:** Elway played in a franchise-record 22 postseason games (including five Super Bowls) with 21 starts and produced a 14-7 record (9-2 at home, 3-2 on the road and 2-3 at neutral sites). He is the only quarterback ever to start in five Super Bowls and has the NFL's all-time best record as a starting quarterback in Conference Championship Games at 5-1. The other quarterbacks with four Super Bowl starts are Tom Brady, Jim Kelly, Joe Montana, Terry Bradshaw and Roger Staubach. Elway owns or shares 18 Broncos postseason records, including most passing yards, most touchdown passes and total offense (combined rushing and passing yards). He completed 355 of 651 passes (54.5%) for 4,964 yards with 27 touchdowns and 21 interceptions. He also rushed 94 times for 461 yards (4.9 avg.) with six touchdowns and caught one pass for 23 yards in postseason play. Elway ranks third in NFL postseason history in passing yardage (trailing only Montana-5,772 and Brett Favre-5,311), fourth in pass attempts (Montana-734, Favre-721, Marino-687), fifth in completions (Montana-460, Favre-438, Marino-385, Brady-372) and fifth in passing touchdowns (Montana-45, Favre-39, Marino-32, Bradshaw-30). In Super Bowl play, Elway ranks second in pass attempts (152), fourth in completions (76), second in passing yards (1,128) and tied for second in rushing touchdowns (4) with Franco Harris and Thurman Thomas (Emmitt Smith has 5). Six of Elway's NFL-record 47 fourth-quarter, game-winning or game-saving drives came in the postseason.

**1998:** Elway was selected to his ninth Pro Bowl (tying Dan Marino and Warren Moon for most by a QB)—his sixth as a starter and his third consecutive selection—while being inducted in the Colorado Sports Hall of Fame with the Class of 1999 after a season in which he played in 13 of the 16 games (12 starts) and showed that he still ranked among the NFL's most dangerous signal-callers. He finished the year completing 210-of-356 passes (59.0%) for 2,806 yards and 22 touchdowns with 10 interceptions. He was sacked 18 times (-135) and his longest completion was a 58-yd. toss to Rod Smith in Week 14 (vs. Kansas City, 12/6). Elway also rushed 37 times for 94 yards (2.5) with a long of 16 (at Miami, 12/21) and one touchdown (vs. Dal., 9/13), and caught a 14-yd. pass from Smith (vs. Oak., 11/22). Elway ranked second in the AFC (5th NFL) in passer rating (93.0) and first in average gain per attempt (7.88; 4th NFL) while also figuring third in completion pct. (11th NFL), fourth in TD passes (9th NFL) and sixth (12th NFL) in passing yards. He was named AFC Offensive Player of the Week and Miller Lite NFL Player of the Week for his 400-yard passing performance Dec. 6 vs. Kansas City, marking the 15th time in his career he has earned the AFC honor chosen by the NFL. Elway started all three playoff games and completed 45 of 86 passes (52.3%) for 691 yards and three touchdowns with one interception and a long of 80 yds. (TD), and he was awarded the Pete Rozelle Trophy as Most Valuable Player of Super Bowl XXXIII as the only player ever to win such honors in his final game. Elway's performance, which lifted Denver to its second consecutive title, was his best performance in a league-record five Super Bowl starts. Setting a record by being the oldest quarterback to start a Super Bowl (38 years, 7 mos.), Elway completed 18 of 29 passes (.621) for 336 yards—the fourth-highest total in Super Bowl history (third at the time)—and a touchdown with one interception against the Falcons en route to becoming the first No. 7 in the championship game's history—and the oldest player—to be named MVP. Elway cemented the honor by rushing for a 3-yd. touchdown in the 4th qtr. to give Denver a 31-6 lead, making Elway the oldest player in Super Bowl history to score a touchdown, adding a year onto the record he set with his rushing TD in Super Bowl XXXII. Elway's passing touchdown was perhaps the play of the game, however, as he found Rod Smith deep down the middle of the field in the 2nd qtr. for an 80-yd. scoring play to put Denver on top 17-3. It tied for the second-longest play from scrimmage in Super Bowl history, and was the longest by a Bronco in a Super Bowl.

**1997:** Elway enjoyed yet another stellar season, quarterbacking the Broncos to the first World Championship in franchise history with a 31-24 win over Green Bay in Super Bowl XXXII. He was voted to his eighth Pro Bowl (fifth as a starter) and was named to the All-AFC team by *Pro Football Weekly* and *Football News* while adding second-team All-Pro honors from *College* and *Pro Football Newsweekly*. Elway was also the recipient of the NFL Players Association's Mackey Award as the top quarterback in the AFC. For the year, he completed 280-of-502 pass attempts (55.8%) for 3,635 yards and 27 touchdowns with 11 interceptions. The 27 passing touchdowns set a new franchise record, and his 28 total touchdowns (one rushing) were the second-most of his career (30 in 1996). Elway also had 50 carries for 218 yards rushing (4.4 avg.) on the season, posted a quarterback rating of 87.5 (4th-best in the AFC, 7th in the NFL) and was 10th in the AFC in completion percentage. His third-down passer rating of 87.7 ranked 3rd in the AFC (5th NFL) as did his 27 touchdown passes (4th NFL). Elway helped Denver lead the NFL in total offense (second consecutive season) and in scoring offense for the 1997 season. He was named AFC Offensive Player of the Week for Week 10 (Nov. 2) when he moved into second place all-time in passing yardage and eclipsed 50,000 yards in total offense for his career in a win over Seattle. Elway would later be named AFC Offensive Player of the Month for November (92-149, 61.7%, 1,231 yards, 8 TDs, 0 INT) as the Broncos went 4-1, marking his second such award ever (October 1996). Elway started all four postseason games and led the Denver offense on its four-game run to the World Championship, completing 56-of-96 passes (58.3%) for 726 yards and three touchdowns with two interceptions. He was sacked six times (-44) and carried the ball nine times for 25 yards (2.8 avg.) with a long of 10 yards and one touchdown.

**1996:** Elway put together one of the finest seasons of his phenomenal 14-year career, being voted to his seventh Pro Bowl (third as a starter); named second-team All-Pro by AP, *College & Pro Football Newsweekly* and *Football Digest* and first-team All-AFC by UPI, *Pro Football Weekly* and *Football News*; voted second in the AP NFL Most Valuable Player balloting; voted AFC Player of the Year by the Touchdown Club of Columbus; voted AFC Offensive Player of the Year by the Kansas City 101 Club; named Mackey Award winner for highest quarterback rating in the AFC and AFC MVP by the NFL Players Association. He started 15 of the 16 regular season games and completed 287-of-466 pass attempts (61.6%) for 3,328 yards and 26 touchdowns with 14 interceptions, and he also rushed 50 times for 249 yards (5.0 avg.) with a long of 22 and four touchdowns. His 26 touchdowns tied a career high and franchise record set in 1995. Elway led the AFC in quarterback rating (89.2; 4th NFL), was second in completion percentage (61.6; 5th NFL), third in touchdown passes (26; 4th NFL) and fifth in passing yardage (3,328; 7th NFL), completions (287; 8th NFL) and attempts (466; 9th NFL). His start at Seattle (9/8) marked the 192nd game he played in his career, most by



any player in Broncos franchise history, surpassing Tom Jackson, who played in 191 games from 1973-86. In Denver's AFC Divisional Playoff loss to Jacksonville (1/4/97), Elway started and completed 25-of-38 passes for 226 yards and two touchdowns with a long of 18. He also rushed five times for 30 yards with a long of 19.

**1995:** Elway started all 16 games, completing 316-of-542 passes (58.3%) for 3,970 yards, a then-career-best 26 touchdowns and 14 interceptions. He threw for more than 300 yards on five occasions, also a career best. It was the 10th time in his 13-year NFL career that he had topped the 3,000-yard mark, joining him with Dan Marino (11) as the only quarterbacks in NFL history to accomplish that feat 10 or more times. He also rushed 40 times for 179 yards (4.5) and one touchdown with a long of 15. He led the AFC (tied for 5th NFL) in passing yards, finished third (8th NFL) in completions and was third (8th NFL) in pass attempts. Meanwhile, his fourth-quarter passer rating of 95.2 ranked third in the AFC and fifth in the NFL.

**1994:** Elway earned his sixth AFC Pro Bowl berth though he missed two of the final three games (at Los Angeles and vs. New Orleans) due to a strained left knee. He finished the season second in the AFC and fourth in the NFL in passer rating with an 85.7 mark, and third in the AFC in passing yards (3,490), attempts (494) and completions (307) along with posting a 2.0 interception percentage. His 62.1 completion percentage was second in the AFC and sixth overall. Elway went over the 3,000-yard passing mark for the ninth time in his career, second only to Dan Marino's 10, and went over the 40,000-yard career total-offense mark. He rushed for 235 yards (second on the team and his ninth 200-yard season), giving him a season total offense figure of 3,725 in the 14 games he played.

**1993:** Elway was named AFC Most Valuable Player (NFL Players Association), AFC Offensive Player of the Year (UPI, and the Kansas City 101 Club) and AFC Player of the Year (*Football News*) in 1993. Elway performed at an MVP-pace all year, earning all-AFC (UPI, *Football News*) and second-team All-NFL (AP, *College and Pro Football Newsweekly*, and *Football Digest*), and he was the starting quarterback in the 1994 Pro Bowl (fifth Pro Bowl berth) after a regular season that saw him lead the AFC in all six major quarterback stats categories. Elway's 1993 stats and rankings included a 92.8 rating (first in the AFC, third in the NFL), 551 attempts (first in the NFL), 348 completions (first in the NFL), a 63.2 completion percentage (first in the AFC and third in the NFL), 25 TD passes (first in the AFC and second in the NFL) and 4,030 yards (first in the AFC). Elway's 1.8 interception avoidance percentage was fourth in the AFC but stands as the best in Denver history for any quarterback with more than 75 single-season attempts. In 1993, he set new personal and Denver records for total yards offensively (4,183), completions (348), passing yards (4,030), TD passes (25), and completion percentage (that 63.2 mark tied the figure set by Norris Weese in 1978). The 1993 season was Elway's first 4,000-yard campaign and his eighth 3,000-yard season. He also rushed for 153 yards. Elway was named the AFC Offensive Player of the Week twice and was named by his teammates as Denver's offensive MVP.

**1992:** Elway completed 174-of-316 passes for 2,242 yards and 10 touchdowns with 17 interceptions. He gained 94 yards and scored twice on 34 rushing attempts. He missed games 11 through 14 because of a bruised tendon in his right shoulder suffered while running for a first down against the Giants (11/15). Elway earned two AFC Offensive Player of the Week honors for the year.

**1991:** Elway completed 242-of-351 passes for 3,253 yards, a total ranked sixth in the AFC and ninth in the NFL, as he was voted to his fourth career Pro Bowl berth. He threw 12 touchdown passes and tied a career best with just 12 interceptions. He had 36 pass completions of 20+ yards, nine of 40+, five of 50+, and four of 60+. Elway was third on the team with 258 yards rushing, and his six TDs led the team and set a new career single season high. He was bothered throughout the second half of the season by a shoulder problem that was corrected by arthroscopic surgery in the 1992 offseason. Elway started both of Denver's playoff contests, completing 30-of-54 passes (55.6%) for 378 yards and one touchdown with two interceptions. He also rushed 10 times for 49 yards (4.9). Elway completed 11-of-21 passes for 121 yards and an interception before leaving the AFC Championship Game in the fourth quarter with a thigh injury.

**1990:** Elway completed 294-of-502 passes (a 58.6 completion percentage that stood as the highest over the first 10 years of his career) for 3,526 yards, 15 touchdowns, and 14 interceptions. He gained 258 yards on 50 rushing attempts and scored three touchdowns on the ground.

**1989:** Elway led Denver to its third AFC Championship in four years and earned his third career Pro Bowl invitation. He completed 223-of-416 passes for 3,051 yards and 18 touchdowns with 18 interceptions, and he rushed for 244 yards on 48 carries, scoring three times. Elway started all three Denver playoff games, including Super Bowl XXIV vs. San Francisco, and completed 42-of-82 passes (51.2%) for 732 yards and four touchdowns with three interceptions while also rushing for 91 yards on 16 carries (5.7 avg.) with a long of 32 and one touchdown.

**1988:** Elway threw for 3,309 yards and rushed for 234 yards despite being bothered for most of the season by several nagging injuries. He was voted by teammates as Denver's most valuable offensive player for the fourth consecutive year, sharing the award with running back Sammy Winder, following a campaign in which he completed 274-of-496 passes and 17 touchdowns with 19 interceptions to earn his second consecutive Pro Bowl invitation.

**1987:** Elway was named the NFL's Most Valuable Player (AP) and the AFC's starting quarterback in the Pro Bowl after turning in a tremendous season in 1987, a year in which he became the first AFC signal-caller since Terry Bradshaw (1978-79) to lead his team to consecutive conference crowns. Elway was named All-NFL (*The Sporting News*, NEA, AP-second team) and All-AFC (UPI, *Pro Football Weekly*, *The Football News*), in addition to being tabbed as the AFC MVP (NFLPA), AFC Player of the Year (*The Football News*), AFC Offensive Player of the Year (UPI, Kansas City 101 Club) and Colorado Pro Athlete of the Year (Colorado Sports Hall of Fame) as well as earning his second Pro Bowl invitation. He was voted the Broncos' offensive MVP for a regular season performance in which he completed 224-of-410 passes for 3,198 yards, an average of 267 yards per game, with 19 TD passes. He led all AFC quarterbacks in

rushing for the fourth consecutive season was second on the team with a career-high 304 yards, scoring four times. Elway started all three of Denver's playoff contests, including Super Bowl XXII vs. Washington, and completed 42-of-89 passes (47.2%) for 797 yards and six touchdowns with five interceptions while also rushing 18 times for 76 yards (4.2) with a long of 21 and one touchdown. His 56-yard scoring strike to Ricky Nattiel on Denver's first play from scrimmage provided the earliest touchdown in Super Bowl history (elapsed time of 1:57).

**1986:** Elway led the Broncos to their first AFC Championship in nine seasons while earning his first Pro Bowl berth. He was honored with the Seattle Gold Helmet Award (Professional Football Player of the Year) and received the King of the Hill award from the Colorado Sports Hall of Fame in addition to being named honorable mention All-NFL (AP) and All-AFC (UPI-second team). Along with his 18 TD passes that year, Elway also scored on an 11-yard run and a 23-yard pass reception from Steve Sewell that was the longest TD catch by a full-time starting QB in NFL history. For the year, he completed 280-of-504 passes (55.6%) for 3,485 yards and 19 touchdowns with 13 interceptions while also rushing 52 times for 257 yards (4.9 avg.) with a long of 24 and one touchdown. In the postseason, he added 805 more yards on 57-of-107 passing (53.3%) and three touchdowns with four interceptions while rushing 15 times for 101 yards (6.7 avg.) with a long of 34 and two touchdowns. Elway directed one of the greatest drives in NFL post-season history in pacing Denver to a 23-20 overtime win over Cleveland for the AFC title. Against the Browns, he completed 22-of-38 passes for 244 yards and a TD, which came on a five-yard strike to Mark Jackson that capped a 15-play, 98-yard drive that tied the game at the end of regulation. In overtime, Elway drove the team 60 yards in nine plays to set up the winning field goal.

**1985:** Elway took some spectacular steps forward in 1985 as he re-wrote the Denver record book. Elway set Broncos single-season records for attempts (605, which led the NFL and fell just four passes short of the NFL record of 609 held by Dan Fouts), completions (327, second in the NFL), passing yards (3,891, second in the NFL), total rushing and passing plays (656, first in the NFL) and total offense (4,414, also first in the league).

**1984:** Elway led the Broncos to a 12-2 record in his 14 regular-season starts in 1984. He completed 214-of-380 passes for 2,598 yards and 18 TDs with 15 interceptions. Not only was his passing a factor in his leadership of the offense, but he finished third on the team in rushing with 237 yards.

**1983:** Elway started 10 games as a rookie, opening the first five contests before being replaced by Steve DeBerg and adding five more starts after DeBerg was injured. While Elway did not have impressive stats as a rookie, finishing 17th among AFC passers, he carried a tremendous emotional burden, having come to the NFL as the most publicized college prospect since Joe Namath in 1965. Elway was the first player chosen in the 1983 draft and joined the Broncos in a trade with Baltimore on May 2. The Broncos, in return, gave the Colts quarterback Mark Herrmann, the rights to offensive lineman Chris Hinton and a first-round pick in the 1984 Draft (G Ron Solt). Elway also was chosen by the Oakland Raiders in the 1983 USFL territorial draft.

**COLLEGE:** Elway concluded his college career at Stanford University with five major NCAA Division I-A records and nine major Pacific-10 Conference marks. He completed 62.1 percent of his career passes (774-of-1,243, both NCAA highs) for 9,349 yards and 77 touchdowns while setting an NCAA record for the lowest percentage of passes intercepted in a career (3.13 percent). As a senior, Elway was a consensus All-American and finished second in Heisman Trophy balloting while setting virtually every Pac-10 and Stanford career record for total offense and passing. A two-sport star, he played baseball for the New York Yankees' Oneonta (N.Y.) single-A farm club in 1982, hitting for a .318 average and knocking in a team-high 25 RBI in 42 games. Elway, who batted left-handed and threw right-handed, was the Yankees' first selection in the 1981 summer draft (June 8). He hit .349 with nine homers and 50 RBI in 49 games in his final college baseball season as a sophomore. Elway has a degree in economics from Stanford.

**PERSONAL:** Elway officially announced his retirement from the Denver Broncos on May 2, 1999, in a press conference at the Inverness Hotel and Golf Club in suburban Denver. He is now President and Chief Executive Officer of the Colorado Crush of the Arena Football League, a franchise that he co-owns with Pat Bowlen and Stan Kroenke. The team was formed in June 2002 and began play in 2003. On June 12, 2005, the Crush defeated the Georgia Force 51-48 to capture ArenaBowl XIX. In addition to the considerable time he has spent on the football field and with his various business endeavors, John has poured a great deal of energy into The Elway Foundation—an organization that contributes funds and resources to the prevention and treatment of child abuse. He owned and operated seven automobile franchises in the Denver area until selling them in late 1997 and was associated with 17 John Elway AutoNation dealerships in the Denver area. A native of Port Angeles, Wash., Elway was the most highly recruited prep athlete in the nation in 1979 and was listed on *Parade*, *Scholastic Coach*, *Football News* and National Coaches Association All-America teams. He had an unparalleled football and baseball career at Granada Hills High School, where he completed 129-of-200 passes for 1,837 yards and 19 touchdowns as a senior while leading the baseball team to the Los Angeles City championship with a .491 batting average and a 4-2 pitching record. He completed 60 percent of his high school passes for 5,711 yards and 49 touchdowns. The football field at Granada Hills High School was re-named in Elway's honor in a ceremony on June 5, 1998. The Kansas City Royals selected him in the 18th round of the 1979 summer draft (June 5) although he already had signed a national letter of intent with Stanford. John's late father, Jack, coached his son in the East-West Shrine contest in which John earned Offensive MVP laurels. Jack, who passed away in 2001, retired from the Broncos in 2000 after seven years with the club, the last five as the Director of Pro Scouting. John has four children: daughters Jessica Gwen (22), Jordan Marie (21) and Juliana (17), and a son, Jack (18), who is a freshman on the Arizona State University football team.



### ELWAY'S REGULAR SEASON RECORD

PASSING															
Year	Club	G	S	Att.	Comp.	Pct.	Yds.	TD	%	Int.	%	LG	Sack	Yds.	Rtg.
1983	Denver	11	10	259	123	47.5	1,663	7	2.7	14	5.4	49t	28	218	54.9
1984	Denver	15	14	380	214	56.3	2,598	18	4.7	15	3.9	73	24	158	76.8
1985	Denver	16	16	605	327	54.0	3,891	22	3.6	23	3.8	65t	38	307	70.0
1986	Denver	16	16	504	280	55.6	3,485	19	3.8	13	2.6	53	32	233	79.0
1987	Denver	12	12	410	224	54.6	3,198	19	4.6	12	2.9	72t	20	138	83.4
1988	Denver	15	15	496	274	55.2	3,309	17	3.4	19	3.8	86	30	237	71.3
1989	Denver	15	15	416	223	53.6	3,051	18	4.3	18	4.3	69	35	298	73.7
1990	Denver	16	16	502	294	58.6	3,526	15	3.0	14	2.9	66	43	311	78.5
1991	Denver	16	16	451	242	53.7	3,253	13	2.9	12	2.7	71	45	305	68.3
1992	Denver	12	12	316	174	55.1	2,242	10	3.2	17	5.4	80t	36	272	65.7
1993	Denver	16	16	551	348	63.2	4,030	25	4.5	10	1.8	63	39	293	92.8
1994	Denver	14	14	494	307	62.1	3,490	16	3.2	10	2.0	63	46	303	85.7
1995	Denver	16	16	542	316	58.3	3,970	26	4.8	14	2.6	62t	22	180	86.3
1996	Denver	15	15	466	287	61.6	3,328	26	5.6	14	3.0	51	26	194	89.2
1997	Denver	16	16	502	280	55.8	3,635	27	5.4	11	2.2	78	34	203	87.5
1998	Denver	13	12	356	210	59.0	2,806	22	6.2	10	2.8	58	18	135	93.0
CAREER TOTALS		234	231	7,250	4,123	56.9	51,475	300	4.1	226	3.1	86	516	3,785	79.8

RUSHING													
Year	Club	Att.	Yds.	Avg.	LG	TD	TD	TDr	TDp	TDrt	2pt.	Pts.	
1983	Denver	28	146	5.2	23	1	1	1	0	0	—	6	
1984	Denver	56	237	4.2	21	1	1	1	0	0	—	6	
1985	Denver	51	253	5.1	22	0	0	0	0	0	—	0	
1986	Denver	52	257	4.9	24	1	2	1	1	0	—	12	
1987	Denver	66	304	4.6	29	4	4	4	0	0	—	24	
1988	Denver	54	234	4.3	26	1	1	1	0	0	—	6	
1989	Denver	48	244	5.1	31	3	3	3	0	0	—	18	
1990	Denver	50	258	5.2	21	3	3	3	0	0	—	18	
1991	Denver	55	255	4.6	17t	6	6	6	0	0	—	36	
1992	Denver	34	94	2.8	9	2	2	2	0	0	—	12	
1993	Denver	44	153	3.5	18	0	0	0	0	0	—	0	
1994	Denver	58	235	4.1	22	4	4	4	0	0	—	24	
1995	Denver	41	176	4.3	25	1	1	1	0	0	—	8	
1996	Denver	50	249	5.0	22	4	4	4	0	0	—	24	
1997	Denver	50	218	4.4	23	1	1	1	0	0	—	6	
1998	Denver	37	94	2.5	16	1	1	1	0	0	—	6	
CAREER TOTALS		774	3,407	4.4	31	33	34	33	1	0	1	206	

### ELWAY'S POSTSEASON RECORD

PASSING															
Year	Club	G	S	Att.	Comp.	Pct.	Yds.	TD	%	Int.	%	LG	Sack	Yds.	Rtg.
1983	Denver	1	0	15	10	66.7	123	0	0.0	1	6.7	31	0	0	63.9
1984	Denver	1	1	37	19	51.3	184	2	5.4	2	5.4	21	4	37	77.7
1986	Denver	3	3	107	57	53.3	805	3	2.8	4	3.7	54	6	49	64.9
1987	Denver	3	3	89	42	47.2	797	6	6.7	5	5.6	80t	8	79	77.7
1989	Denver	3	3	82	42	51.2	732	4	4.9	3	3.7	70t	6	51	82.8
1991	Denver	2	2	54	30	55.6	378	1	1.9	2	3.7	44	3	24	68.5
1993	Denver	1	1	47	29	61.7	302	3	6.4	1	2.1	25	1	5	99.3
1996	Denver	1	1	38	25	65.8	226	2	5.3	0	0.0	18t	1	1	99.2
1997	Denver	4	4	96	56	58.3	726	3	3.1	2	2.1	43t	6	44	89.9
1998	Denver	3	3	86	45	52.3	691	3	3.5	1	1.2	80t	4	28	85.9
CAREER TOTALS		22	21	651	355	54.5	4,964	27	4.1	21	3.2	80t	39	318	79.7

RUSHING													
Year	Club	Att.	Yds.	Avg.	LG	TD	TD	TDr	TDp	TDrt	2pt.	Pts.	
1983	Denver	3	16	5.3	11	0	0	0	0	0	—	0	
1984	Denver	4	16	4.0	13	0	0	0	0	0	—	0	
1986	Denver	15	101	6.7	34	2	2	2	0	0	—	12	
1987	Denver	18	76	4.2	21	1	1	1	0	0	—	6	
1989	Denver	16	91	5.7	32	1	1	1	0	0	—	6	
1991	Denver	10	49	4.9	15	0	0	0	0	0	—	0	
1993	Denver	5	23	4.6	6	0	0	0	0	0	—	0	
1996	Denver	5	30	6.0	19	0	0	0	0	0	—	0	
1997	Denver	9	25	2.8	10	1	1	1	0	0	—	6	
1998	Denver	9	34	3.8	11	1	1	1	0	0	—	6	
CAREER TOTALS		94	461	4.9	34	6	6	6	0	0	0	36	

**ADDITIONAL STATISTICS:** Fumbled six times and recovered three fumbles for minus one yard in 1983; fumbled 14 times and recovered seven fumbles, 1984; fumbled seven times and recovered three fumbles, 1985; fumbled seven times and recovered one fumble for minus four yards, caught one pass for 23 yards and a touchdown, 1986; fumbled twice, punted once for 31 yards, 1987; fumbled seven times, recovered five fumbles, punted three times for 117 yards, 1988; fumbled nine times, recovered two fumbles, and punted once for 34 yards; fumbled eight times, recovered one fumble, punted once for 37 yards, 1990; fumbled 11 times, recovered two fumbles, and caught a 24-yard pass, 1991; fumbled 12 times, recovered one fumble, 1992; fumbled 13 times, recovered nine fumbles for minus three yards, 1993; fumbled 11 times, recovered two for minus five yards, 1994; fumbled nine times, recovered one fumble, 1995; fumbled six times, recovered two fumbles, 1996; fumbled nine times, 1997; fumbled seven times, recovered two fumbles and caught one pass for 14 yards (from Rod Smith), 1998. Receiving Totals: 3-61 (20.3), with a long of 24.

### ELWAY'S SINGLE-GAME HIGHS

(Postseason in Parentheses)  
**Most Pass Attempts** — 59 at Green Bay, 10/10/93 (47 at L.A. Raiders, 1/9/94). **Most Pass Completions** — 36 vs. San Diego, 9/4/94 (29 at L.A. Raiders, 1/9/94). **Most Yards Passing** — 432 at Seattle, 12/20/85 (385 vs. Cleveland, 1/14/90). **Highest Comp. Pct.** — .916 (11 of 12) at L.A. Raiders (.667 vs. Jacksonville [16 of 24], 12/27/97 and at Seattle [10 of 15], 12/24/83). **Most TD Passes** — 5 vs. Minnesota, 11/18/84 (3 at L.A. Raiders, 1/9/94, vs. Cleveland, 1/14/90 and vs. Cleveland, 1/17/88). **Most INTs** — 5 vs. Kansas City 12/14/85 (3 vs. Washington, 1/31/88). **Longest Pass Completion** — 80t to Marshall vs. N.Y. Jets, 11/8/92 (80t to R. Smith vs. Atlanta, 1/31/99 and to M. Jackson vs. Cleveland, 1/17/88). **Most Rushing Attempts** — 11, vs. Kansas City, 12/18/87 (11 vs. Cleveland, 1/17/88). **Most Rushing Yards** — 70 at Oakland, 11/4/96 (56 at Cleveland, 1/11/86). **Most Rushing TDs** — 2 vs. Detroit, 11/1/87 and Cincinnati, 9/1/91 (1, six times). **Longest run** — 31 at Buffalo, 9/18/89 (34 at Cleveland, 1/11/87). **Most Combined Rushing and Passing Yards** — 432 (0 rush, 432 pass) at Seattle, 12/20/85 (424 [39 rush, 385 pass] vs. Cleveland, 1/14/90).

### JOHN ELWAY'S 300-YARD PASSING GAMES (40; INCLUDES 4 POSTSEASON)

(Denver victories asterisked)													
Opponent (Date)	Att.	Comp.	Yds.	Pct.	TD	INT	S/Yds.	Att.	Yds.	Avg.	LG	TD	Notes
vs Baltimore* (12/11/83)	44	23	345	.523	3	0	5/38	2	23	7.7	14	0	
vs New England* (11/4/84)	40	26	315	.650	3	1	3/24	4	3	0.8	4	0	
vs New Orleans* (9/15/85)	43	28	353	.651	4	1	3/26	3	2	0.7	4	0	
vs Kansas City* (12/14/85)	37	22	301	.595	1	5	0/0	6	4	0.7	3	0	
at Seattle* (12/20/85)	42	24	432	.571	1	0	5/47	0	0	0.0	0	0	
vs Seattle* (10/26/86)	32	18	321	.563	1	1	0/0	7	-6	-0.9	7	0	
at NY Giants (11/26/86)	47	29	336	.617	0	2	2/11	8	51	6.4	13	0	
vs NY Giants (1/25/87)	37	22	304	.595	1	1	3/26	6	27	4.5	10	1	Super Bowl XXI
vs Seattle* (9/13/87)	32	22	338	.688	4	1	0/0	4	16	4.0	7	0	
vs Chicago* (11/16/87)	40	21	341	.525	3	2	0/0	5	35	7.0	19	0	
at San Diego* (11/29/87)	32	21	347	.656	3	1	0/0	6	40	6.7	29	0	
at Seattle (12/13/87)	42	21	335	.500	1	2	4/20	3	12	4.0	5	0	
at LA Raiders (12/4/88)	49	29	324	.592	2	3	3/27	2	13	6.5	7	0	
at Seattle* (10/22/89)	35	18	344	.514	2	0	4/28	3	3	1.0	3	0	
vs. Cleveland* (1/14/90)	36	20	385	.556	3	0	1/8	5	39	7.8	25	0	AFC Championship
at Indianapolis* (10/21/90)	30	21	317	.700	2	0	3/24	3	3	1.0	5	0	
at Kansas City (12/9/90)	36	24	328	.667	2	1	5/28	1	12	12.0	12	0	
at Houston (10/6/91)	42	24	301	.571	2	1	5/54	1	10	10.0	10	0	
vs. Kansas City* (10/4/92)	38	23	311	.605	2	0	5/32	4	8	2.0	6	0	
at Kansas City (9/20/93)	45	28	300	.622	1	1	0/0	1	0	0.0	0	0	
at Green Bay (10/10/93)	59	33	367	.559	1	1	4/34	5	27	5.4	11	0	
at LA Raiders (1/2/94)	36	25	361	.694	3	0	0/0	2	21	10.5	18	0	
at LA Raiders (1/9/94)	47	29	302	.617	3	1	1/5	5	23	4.6	6	0	AFC Wild Card
vs. San Diego (9/4/94)	46	36	371	.783	3	2	4/30	1	1	1.0	1	0	
at N.Y. Jets (9/11/94)	42	29	319	.690	1	1	1/3	1	2	2.0	2	0	
vs. Cleveland* (10/30/94)	41	30	349	.732	2	0	1/6	2	14	7.0	12	0	
vs. Atlanta* (11/20/94)	42	27	382	.643	2	1	5/46	6	17	2.8	11	1	
vs. Buffalo* (9/3/95)	41	22	317	.537	0	1	2/18	4	29	7.3	15	0	
vs. Washington* (9/17/95)	47	30	327	.638	2	0	1/9	6	22	3.7	11	0	
vs. Oakland* (10/16/95)	46	23	324	.500	2	0	2/20	3	29	9.7	14	0	
at Houston (11/26/95)	41	27	332	.659	2	2	0/0	0	0	0.0	0	0	
at Oakland* (12/24/95)	41	24	320	.585	2	1	2/13	4	10	2.5	4	0	
at Cincinnati* (9/29/96)	37	23	335	.626	2	1	5/47	2	-1	-0.5	-1	0	
vs. San Diego* (10/6/96)	41	32	323	.780	4	1	1/11	8	37	4.6	14	0	
vs. Baltimore* (10/20/96)	39	25	326	.641	3	1	0/0	2	1	5.5	9t	1	
at Minnesota* (11/24/96)	36	27	334	.750	2	1	3/25	2	8	4.0	8	0	
at Oakland (10/19/97)	46	26	309	.565	1	0	3/15	5	48	9.6	16	0	
vs. Kansas City* (12/6/98)	32	22	400	.688	2	1	2/17	4	5	1.3	8	0	
vs. Seattle* (12/27/98)	36	26	338	.722	4	0	2/22	4	8	2.0	11	0	
vs. Atlanta* (1/31/99)	29	18	336	.621	1	1	0/0	3	2	0.7	3t	1	Super Bowl XXXIII

## JOHN ELWAY POSTSEASON GAME-BY-GAME

(Denver victories asterisked)

Opponent (Date)	S/P	Att.	Comp.	Yds.	Pct.	TD	INT	S/Yds.	Att.	Yds.	Avg.	LG	TD	Notes
at Seattle (12/24/83)	P	15	10	123	.667	0	1	0/0	3	16	5.3	11	0	AFC Wild Card
vs Pittsburgh (12/30/84)	S	37	19	184	.513	2	2	4/37	4	16	4.0	13	0	AFC Div. Playoff
vs New Eng.* (1/4/87)	S	32	13	257	.406	1	2	1/4	5	18	3.6	22	1	AFC Div. Playoff
at Cleveland* (1/11/87)	S	38	22	244	.579	1	1	2/19	4	56	14.0	34	0	AFC Championship
vs NY Giants (1/25/87)	S	37	22	304	.595	1	1	3/26	6	27	4.5	10	1	Super Bowl XXI
vs Houston* (1/10/88)	S	25	14	259	.560	2	1	1/4	4	8	2.0	4	1	AFC Div. Playoff
vs Cleveland* (1/17/88)	S	26	14	281	.538	3	1	2/25	11	36	3.3	11	0	AFC Championship
vs Washington (1/31/88)	S	38	14	257	.368	1	3	5/50	3	32	10.7	21	0	Super Bowl XXII
vs. Pittsburgh* (1/7/90)	S	20	12	239	.600	1	1	1/13	7	44	6.3	32	0	AFC Div. Playoff
vs. Cleveland* (1/14/90)	S	36	20	385	.556	3	0	1/8	5	39	7.8	25	0	AFC Championship
vs. San Fran. (1/28/90)	S	26	10	108	.385	0	2	4/30	4	8	2.0	3	1	Super Bowl XXIV
vs. Houston* (1/4/92)	S	33	19	257	.576	1	1	0/0	6	39	6.5	15	0	AFC Div. Playoff
at Buffalo (1/12/92)	S	21	11	121	.524	0	1	3/24	4	10	2.5	7	0	AFC Championship
at LA Raiders (1/9/94)	S	47	29	302	.617	3	1	1/5	5	23	4.6	6	0	AFC Wild Card
vs. Jacksonville (1/4/97)	S	38	25	226	.588	2	0	1/1	5	30	6.0	19	0	AFC Div. Playoff
vs. Jacksonville* (12/27/97)	S	24	16	223	.667	1	0	3/22	1	0	0.0	0	0	AFC Wild Card
at Kansas City* (1/4/98)	S	19	10	170	.526	0	0	1/7	1	-1	-1.0	-1	0	AFC Div. Playoff
at Pittsburgh* (1/11/98)	S	31	18	210	.581	2	1	2/15	2	9	4.5	10	0	AFC Championship
vs. Green Bay* (1/25/98)	S	22	12	123	.545	0	1	0/0	5	17	3.4	10	1	Super Bowl XXXII
vs. Miami* (1/9/99)	S	23	14	182	.609	1	0	1/8	3	19	6.3	11	0	AFC Div. Playoff
vs. New York Jets* (1/17/99)	S	34	13	173	.382	1	0	3/20	3	13	4.3	9	0	AFC Championship
vs. Atlanta* (1/31/99)	S	29	18	336	.621	1	1	0/0	3	2	0.7	3t	1	Super Bowl XXXIII
<b>PLAYOFF TOTALS</b>		<b>22/21</b>	<b>651</b>	<b>355</b>	<b>4,964</b>	<b>.545</b>	<b>27</b>	<b>21</b>	<b>39/318</b>	<b>94</b>	<b>461</b>	<b>4.9</b>	<b>34</b>	<b>6</b>

## JOHN ELWAY'S TOUCHDOWN TARGETS

### REGULAR SEASON (300 TDs, 41 DIFFERENT PLAYERS)

42 — Shannon Sharpe	4 — Vance Johnson
35 — Vance Johnson	3 — Rod Smith
23 — Ed McCaffrey	2 — Howard Griffith, Mark Jackson, Clarence Kay, Ed McCaffrey, Ricky Nattiel, Shannon Sharpe, Sammy Winder
21 — Mark Jackson, Anthony Miller	1 — Reggie Johnson, Orson Mobley, Derek Russell, Steve Watson, James Wright, Michael Young
19 — Rod Smith	
16 — Steve Watson	
10 — Steve Sewell	
9 — Butch Johnson	
8 — Clarence Kay, Clint Sampson, Michael Young	
7 — Gene Lang, Sammy Winder	
6 — Glyn Milburn, Ricky Nattiel	
5 — Derek Russell, Gerald Willhite	
4 — Terrell Davis, Orson Mobley, Mike Pritchard	
3 — Jerry Evans, Willie Green, Reggie Johnson, Arthur Marshall	
2 — Melvin Bratton, Aaron Craver, Rick Massie, Jim Wright	
1 — Ray Alexander, Jeff Campbell, Dwayne Carswell, Howard Griffith, Bobby Humphrey, Jesse Myles, Rick Parros, Reggie Rivers, Mike Sherrard, Detron Smith, Dave Studdard, Cedric Tillman	

### POSTSEASON (27 TDs, 15 DIFFERENT PLAYERS)

4 — Vance Johnson
3 — Rod Smith
2 — Howard Griffith, Mark Jackson, Clarence Kay, Ed McCaffrey, Ricky Nattiel, Shannon Sharpe, Sammy Winder
1 — Reggie Johnson, Orson Mobley, Derek Russell, Steve Watson, James Wright, Michael Young

## JOHN ELWAY'S CAREER DRIVE ENGINEERING

Season	Drives Started			Drives Ended by			Points Yielded			Points/Drive			Quarterback Drive Efficiency*		
	TD	FG	FGA	PNT	DWN	TRN	SAF	CLK	RPL	Yds	Att	Comp	Yds	Att	Pct
1983	108	11	8	1	52	4	23	0	7	2	101	0.94	17.6%	20.2%	
1984	162 #	29	16	5	70	1	26	0	15	1	248	1.53	27.8%	34.2%	
1985	215	42	23	15	92	4	29	0	9	1	360	1.67	30.2%	39.0%	
1986	187	38	20	8	81	2	23	2	13	0	325	1.74	31.0%	37.9%	
1987	139	34	17	7	47	4	21	0	9	0	289	2.08	36.7%	44.6%	
1988	171	30	20	12	63	5	29	1	11	0	270	1.58	29.2%	38.8%	
1989	163	32	24	5	66	4	25	0	7	0	296	1.81	34.3%	39.1%	
1990	169	34	22	9	59	4	29	0	11	1	302	1.79	33.1%	41.4%	
1991	176	29	26	9	73	6	21	0	11	1	280	1.59	31.3%	39.0%	
1992	132	18	15	4	59	2	26	0	8	0	171	1.30	25.0%	29.8%	
1993	185	41	26	9	66	7	21	1	14	0	364	1.97	36.2%	44.4%	
1994	160	31	25	7	57	8	22	0	10	0	290	1.81	35.0%	39.2%	
1995	167	40	29	7	50	5	28	0	8	0	368	2.20	41.3%	45.4%	
1996	158	45	18	6	53	2	22	0	10	2	372	2.35	39.9%	45.0%	
1997	180	44	28	11	59	6	20	0	12	0	395	2.19	40.0%	49.4%	
1998	136	40	15	4	45	3	15	0	12	2	323	2.38	40.4%	48.4%	
<b>TOTALS</b>	<b>2,608</b>	<b>538</b>	<b>332</b>	<b>119</b>	<b>992</b>	<b>67</b>	<b>380</b>	<b>4</b>	<b>167</b>	<b>10</b>	<b>4,754</b>	<b>1.82</b>	<b>33.4%</b>	<b>40.7%</b>	

(\*—the second number is the percentage the quarterback has put his team in position to score, allowing for missed field goal and subtracting those drives ended by the clock and replaced due to injury. #—drives for 1984 add to one more than drives started because Elway replaced Kubiak on one drive.)

### DRIVE-ENGINEERING NOTES:

- For his career, Elway directed Denver to scores in better than 3 in 10 drives. When you adjust the figure as previously stated, the figures work to just over 40 in 100.
- In 2,608 career drives started, he was replaced only 10 times due to injury (based on if a replacement QB earned at least one first down on the drive; that's 0.383 percent, or 3.83 in 1,000).
- As far as drive efficiency is concerned, Elway had his best seasons in 1995 and '98.

## JOHN ELWAY'S FOURTH-QUARTER HEROICS

For his career (1983-98), John Elway engineered 47 fourth-quarter or overtime, game-saving or game-winning drives for the Broncos, and the team had a record of 46-0-1 in those contests. Those games include:

- 40 fourth-quarter or overtime, game-winning drives (marked below with an asterisk). The Broncos scored the winning points 23 times with fewer than three minutes remaining, 21 times under two minutes and 13 times with less than a minute left.
- Seven fourth-quarter, game-tying drives. Denver went on to win six of those contests in regulation or overtime, and one game ended in a tie. The Broncos won in regulation vs. New England (11/4/84) and at Seattle (12/20/85). In overtime, Elway directed the game-winning drive in the AFC Championship Game at Cleveland (1/11/87), while the defense and special teams set up OT wins vs. San Diego (11/17/85), at San Francisco (10/9/88) and at Seattle (10/22/89). The game at Green Bay (9/20/87) ended in a tie.

### JOHN ELWAY'S FOURTH-QUARTER HEROICS — GAME-BY-GAME

- \***Dec. 11, 1983, vs. Baltimore** — Throws three fourth-quarter TD passes, the last a 26-yarder to Gerald Willhite with 0:44 left in 21-19 win.
- Nov. 4, 1984, vs. New England** — Directs 8-play, 78-yard drive for seven-yard TD pass to Butch Johnson with 4:03 left to tie score at 19-19; Dennis Smith returns a fumble 64 yards for TD with 1:45 left in a 26-19 win.
- \***Nov. 11, 1984, at Seattle** — Directs 10-play, 77-yard drive for Sammy Winder one-yard TD run with 0:38 left in 16-13 win.
- \***Dec. 9, 1984, vs. San Diego** — Directs 12-play, 40-yard drive for Rich Karlis field goal with 2:08 left in 16-13 win.
- \***Sept. 22, 1985, at Atlanta** — Directs three scoring drives (two TDs, one FG) in fourth quarter, erasing 28-27 deficit, in 44-28 win.
- \***Nov. 11, 1985, vs. San Francisco** — Directs 9-play, 63-yard drive for Rich Karlis 24-yard field goal with 1:27 left in 17-16 win.
- Nov. 17, 1985, vs. San Diego** — Directs 7-play, 48-yard drive for Rich Karlis 34-yard field goal with 0:05 left to tie San Diego; Denver wins 30-24 on Louis Wright's 60-yard TD return of a blocked field goal in OT.
- \***Dec. 1, 1985, at Pittsburgh** — Directs 7-play, 58-yard drive for Steve Sewell two-yard TD run with 1:45 left, taking a 24-23 lead; Mike Harden returns an interception 42 yards for a score for 31-23 win.
- \***Dec. 14, 1985, vs. Kansas City** — Directs 8-play, 59-yard drive for Sammy Winder one-yard TD run with 0:22 left in 14-13 win.
- Dec. 20, 1985, at Seattle** — Directs 8-play, 80-yard drive for Steve Sewell one-yard run to tie game at 24-24 with 2:35 remaining; then passes for 27 yards to start a five-play, 34-yard drive (Gary Kubiak takes over when Elway is injured) for a Rich Karlis 43-yard field goal with 0:55 remaining in 27-24 win.
- \***Sept. 7, 1986, vs. L.A. Raiders** — Directs 9-play, 39-yard drive for seven-yard pass to Gene Lang with 5:11 left in 38-36 win.
- Jan. 11, 1987, at Cleveland (AFC Championship Game)** — Directs 15-play, 98-yard drive for five-yard TD pass to Mark Jackson with 0:39 left to tie game 20-20; in Denver's first OT possession, directs 60-yard drive for Rich Karlis 33-yard FG in 23-20 win.
- Sept. 20, 1987, at Green Bay** — Directs 18-play, 80-yard drive for Steve Sewell one-yard run with 5:53 remaining to tie game at 17-17; game ends in an overtime tie.
- \***Nov. 16, 1987, vs. Chicago** — Directs 8-play, 61-yard drive for Steve Sewell four-yard TD run with 4:58 left in 31-29 win.
- \***Dec. 6, 1987, vs. New England** — Directs 6-play, 74-yard drive for two-yard TD pass to Mark Jackson with 12:41 left for 24-20 lead; Mark Haynes later returns an interception for 14 yards and a score in 31-20 win.
- \***Jan. 17, 1988, vs. Cleveland (AFC Championship Game)** — Directs 5-play, 75-yard drive for 20-yard TD pass to Sammy Winder with 4:01 left for 38-31 lead; after safety and Ernest Byner fumble, Denver wins 38-33.
- Oct. 9, 1988, at San Francisco** — Directs 9-play, 58-yard drive for eight-yard TD pass to Vance Johnson with 8:37 left to tie game 13-13; Broncos win in overtime when Steve Wilson's interception sets up Rich Karlis 22-yard field goal 8:11 into overtime.
- \***Oct. 8, 1989, vs. San Diego** — Directs 11-play, 74-yard drive for Bobby Humphrey 17-yard TD run with 1:03 left in 16-10 win.
- Oct. 22, 1989, at Seattle** — Throws 54-yard TD pass to Vance Johnson with 2:19 left (only play of drive) to tie game 21-21; Dennis Smith interception sets up David Treadwell's 27-yard field goal at 7:14 of OT for 24-21 win.
- \***Nov. 12, 1989, at Kansas City** — Directs 10-play, 72-yard drive for David Treadwell 26-yard FG with 0:01 left in 16-13 win.
- \***Jan. 7, 1990, vs. Pittsburgh (AFC Divisional Playoff)** — Directs 9-play, 71-yard drive for Melvin Bratton one-yard run with 2:27 left in 24-23 win.
- \***Sept. 17, 1990, vs. Kansas City** — Directs 10-play, 79-yard drive for David Treadwell 22-yard FG with 0:00 left for 24-23 win.
- \***Oct. 21, 1990, at Indianapolis** — Directs 9-play, 58-yard drive for David Treadwell 42-yard FG to break tie with 3:45 left; then directs five-play, 56-yard drive for Steve Sewell two-yard run with 1:41 left in 27-17 win.
- \***Oct. 20, 1991, vs. Kansas City** — Directs 7-play, 70-yard drive for David Treadwell 27-yard field goal with 2:37 left in 19-16 win.
- \***Oct. 27, 1991, at New England** — Directs 9-play, 42-yard drive for David Treadwell 34-yard field goal with 1:56 left in 9-6 win.
- \***Dec. 8, 1991, at Cleveland** — Directs 16-play, 64-yard drive for Vance Johnson with 8:54 left to break 7-7 tie; then directs six-play, 66-yard drive for David Treadwell 37-yard field goal with 3:29 remaining in 17-7 win.
- \***Dec. 15, 1991, vs. Phoenix** — Directs 6-play, 66-yard drive for Elway's four-yard TD run with 1:46 left in 24-19 win.
- \***Jan. 4, 1992, vs. Houston (AFC Divisional Playoff)** — Directs 12-play, 87-yard drive for David Treadwell 28-yard field goal with 0:20 left in 26-24 win.
- \***Sept. 6, 1992, vs. L.A. Raiders** — Directs 7-play, 85-yard drive for Reggie Rivers' one-yard TD run with 0:55 left in 17-13 win.
- \***Oct. 4, 1992, vs. Kansas City** — Directs 14-play, 80-yard drive for 25-yard pass to Mark Jackson with 1:55 left to pull Denver within six points at 19-13; after a 28-yard punt return, directs a three-play, 27-yard drive for a 12-yard TD pass to Vance Johnson with 0:38 left in 20-19 win.

## JOHN ELWAY'S FOURTH-QUARTER HEROICS, CONT.

- \***Oct. 18, 1992, vs. Houston** — Directs 3-play, 80-yard drive for Reggie Rivers' 20-yard TD run with 1:34 left in 27-21 win.
- \***Dec. 12, 1993, vs. Kansas City** — Directs three-play, 11-yard drive for six-yard TD pass to Shannon Sharpe with 10:34 left in 27-21 win.
- \***Oct. 23, 1994, at San Diego** — Directs 4-play, four-yard drive to set up Jason Elam's 54-yard field goal with 10:02 remaining that put Denver ahead 17-15; then directed a nine-play, 66-yard drive to set up Elam for a 25-yard field goal that provided the final score of 20-15 with 4:07 remaining.
- \***Nov. 20, 1994, vs. Atlanta** — Directs 10-play, 73-yard drive for 32-yard TD pass to Anthony Miller to pull Denver within 28-25 with 10:19 remaining; then drove the Broncos 57 yards in 10 plays, capping the drive with a four-yard TD run to put Denver ahead to stay 32-28 with 1:56 remaining.
- \***Sept. 17, 1995, vs. Washington** — Directs 8-play, 80-yard drive that culminated with a 43-yard TD strike to Rod Smith on the final play of the game (play started at 0:06), breaking a 31-31 tie and giving Denver a 38-31 win. The drive began on the Broncos' 20-yard line with 1:07 remaining.
- \***Nov. 19, 1995, vs. San Diego** — Directs 7-play, 53-yard drive to set up Jason Elam's game-winning 32-yard field goal, breaking a 27-27 tie, and lifting Denver to a 30-27 win. The drive began on the Broncos' 33-yard line with 3:43 remaining.
- \***Dec. 24, 1995, at Oakland** — Directs 12-play, 79-yard drive to set up Jason Elam's 27-yard field goal to pull Denver to within 28-20 with 12:47 remaining; then drove the Broncos 87 yards in 13 plays, culminating with a four-yard TD pass to Ed McCaffrey — on which Elway ran in for the two-point conversion — to tie the score at 28-28 with 5:46 remaining; then drove 53 yards in nine plays to set up Elam's game-winning 37-yard field goal with 0:48 remaining, giving Denver the 31-28 victory.
- \***Sept. 15, 1996, vs. Tampa Bay** — Directs 14-play, 80-yard drive over an 8:11 span, capped by Terrell Davis' three-yard run with 3:32 remaining, giving Denver a 27-23 win.
- \***Oct. 20, 1996, vs. Baltimore** — Directs 10-play, 57-yard yard drive in 4:31, culminating with a 6-yard touchdown pass to Ed McCaffrey, to put Denver ahead 38-34 with 10:57 remaining. He later led the club 15 yards in three plays, capped by his own 9-yard touchdown run with 1:16 remaining, to provide the final margin of 45-34.
- \***Nov. 4, 1996, at Oakland** — Directs 6-play, 73-yard drive over a 47-second span, culminating with a 49-yard touchdown pass to Rod Smith with 4:14 remaining to erase a 21-16 Raiders lead and lift Denver to a 22-21 win.
- \***Nov. 24, 1996, at Minnesota** — Directs 11-play, 84-yard drive in 5:02, capped by a five-yard touchdown pass to Ed McCaffrey with 19 seconds remaining that was tipped three times by Vikings defenders, to give Denver a 21-17 win.
- \***Oct. 26, 1997, at Buffalo** — Directs 9-play, 43-yards drive in 4:47 during overtime to set up a 33-yard Jason Elam field goal with 1:56 remaining on the clock, giving Denver a 23-20 win.
- \***Nov. 2, 1997, vs. Seattle** — Directs 8-play, 69-yard drive in 4:34 to set up a 22-yard Jason Elam field goal with 7:28 remaining, breaking a 27-27 tie and giving Denver a 30-27 win.
- \***Jan. 4, 1998, at Kansas City (AFC Divisional Playoff)** — Directs 6-play, 49-yard drive in 2:38, capped by a 1-yard Terrell Davis touchdown run with 12:32 remaining to give Denver a 14-10 AFC Divisional Playoff victory. Key to the drive was Elway's 43-yard strike to Ed McCaffrey that set up the Broncos at the Chiefs' 1-yard line.
- \***Jan. 25, 1998, vs. Green Bay (Super Bowl XXXII)** — Directs 5-play, 49-yard drive in 1:42, culminating in a 1-yard Terrell Davis touchdown run with 1:45 remaining to break a 24-24 tie and give Denver a 31-24 win to claim its first World Championship. Key to the drive was a screen pass to fullback Howard Griffith that covered 23 yards and put Denver at the Green Bay 8-yard line.
- \***Nov. 1, 1998, at Cincinnati** — Directs 5-play, 53-yard drive in 1:56, culminating in a 5-yard Terrell Davis touchdown run with 58 seconds remaining to break a 26-26 tie and give Denver a 33-26 win. Key to the drive was a 38-yard kickoff return by Vaughn Hebronn to stake the Broncos with good field position.
- \***Dec. 6, 1998, vs. Kansas City** — Directs 5-play, 50-yard drive in 2:39, capped by a 24-yard touchdown pass to Shannon Sharpe with 3:34 remaining to give Denver a 35-31 lead that would hold up for the win — Denver's 13th in a row to begin the season (tied for second-best all-time) and 18th in a row overall, dating back to the 1997 season (tied for the longest streak in NFL history, regular and postseason combined).

## ALL-TIME PRO FOOTBALL PASSING LEADERS

PASSING YARDS				TOUCHDOWN PASSES			
NO.	PLAYER	TEAM	YARDS	NO.	PLAYER	TEAM	TDs
1.	Brett Favre	Atlanta/Green Bay	61,655	1.	Brett Favre	Atlanta/Green Bay	442
2.	Dan Marino	Miami	61,361	2.	Dan Marino	Miami	420
3.	John Elway	Denver	51,475	3.	Fran Tarkenton	Minnesota	342
4.	Warren Moon	Hou./Min./Sea./K.C.	49,325	4.	Peyton Manning*	Hou./Min./Sea./K.C.	306
5.	Fran Tarkenton	Minnesota/N.Y. Giants	47,003	5.	John Elway	Denver	300
6.	Vinny Testaverde	TB./Cle./Bal./NYJ/Dal./N.E./Car.	46,233	6.	Warren Moon	Hou./Min./Sea./K.C.	291
7.	Drew Bledsoe	N.E./Buf./Dal.	44,611	7.	Johnny Unitas	Baltimore	290
8.	Dan Fouts	San Diego	43,040	8.	Vinny Testaverde	TB./Cle./Bal./NYJ/Dal./N.E./Car.	275
9.	Peyton Manning*	Indianapolis	41,626	9.	Joe Montana	S.F./K.C.	273
10.	Joe Montana	San Francisco/Kansas City	40,551	10.	Dave Krieg	San Francisco	261

PASS ATTEMPTS				PASS COMPLETIONS			
NO.	PLAYER	TEAM	ATT.	NO.	PLAYER	TEAM	COMP.
1.	Brett Favre	Atlanta/Green Bay	8,758	1.	Brett Favre	Atlanta/Green Bay	5,377
2.	Dan Marino	Miami	8,358	2.	Dan Marino	Miami	4,967
3.	John Elway	Denver	7,250	3.	John Elway	Denver	4,123
4.	Warren Moon	Hou./Min./Sea./K.C.	6,823	4.	Warren Moon	Hou./Min./Sea./K.C.	3,988
5.	Drew Bledsoe	N.E./Buf./Dal.	6,717	5.	Drew Bledsoe	N.E./Buf./Dal.	3,839

### PASS ATTEMPTS

NO.	PLAYER	ATT.
1.	Brett Favre	8,758
2.	Dan Marino	8,358
3.	John Elway	7,250
4.	Warren Moon	6,823
5.	Drew Bledsoe	6,717

\* active player

### PASS COMPLETIONS

NO.	PLAYER	COMP.
1.	Brett Favre	5,377
2.	Dan Marino	4,967
3.	John Elway	4,123
4.	Warren Moon	3,988
5.	Drew Bledsoe	3,839

## ALL-TIME PRO FOOTBALL TOTAL OFFENSE LEADERS

PLAYER	YARDS	(Passing / Rushing)
1. Brett Favre	63,441	(61,655 passing / 1,786 rushing)
2. Dan Marino	61,448	(61,361 passing / 87 rushing)
3. John Elway	54,882	(51,475 passing / 3,407 rushing)
4. Warren Moon	51,061	(49,325 passing / 1,736 rushing)
5. Fran Tarkenton	50,677	(47,003 passing / 3,674 rushing)

## ELWAY RANKS AMONG ALL-TIME TOUCHDOWN LEADERS

With his 5-yard touchdown pass to Rod Smith in the second quarter at San Diego, Nov. 30, 1997, QB John Elway moved past Johnny Unitas into third place all time in total touchdowns. He retired trailing only Dan Marino and Fran Tarkenton in career total touchdowns but has since been passed by Brett Favre.

PLAYER	TOTAL TOUCHDOWNS	PASSING TOUCHDOWNS	RUSHING TOUCHDOWNS	RECEIVING TOUCHDOWNS
1. Brett Favre	455	442	13	0
2. Dan Marino	429	420	9	0
3. Fran Tarkenton	374	342	32	0
4. John Elway	334	300	33	1
5. Peyton Manning*	322	306	16	0

\* active player

## NFL LEADERS, MOST 3,000-YARD PASSING SEASONS

NAME	3,000-YARD SEASONS	YEARS WITH 3,000 YARDS	NFL SEASONS	CAREER YARDS
Brett Favre, Green Bay	16	1992-2007	17	61,655
Dan Marino, Miami	13	1984-92, '94-95, '97-98	17	61,361
John Elway, Denver	12	1985-91, '93-97	16	51,475
Peyton Manning, Indianapolis*	10	1998-2007	10	41,626
Drew Bledsoe, N.E./Buf./Dal.	9	1994-2000, '02, '05	14	44,611
Warren Moon, Hou./Min./Sea./K.C.	9	1984, '86, '89-91, '93-95, '97	16	49,325
Jim Kelly, Buffalo	8	1986, '88-89, '91-95	11	35,467
Joe Montana, S.F./K.C.	8	1981, '83-85, '87, '89-90, '94	14	40,551

\* active player

## ELWAY PUT BRONCOS AMONG THE WINNERS

During the course of John Elway's 16-year career with the Broncos, the club boasted the best record in the AFC and the second-best record in the NFL with 161 victories. Elway started in 148 of those victories (91.9%), an NFL record for most wins by a starting quarterback at the time of his retirement (since passed by Brett Favre).

### TOP FIVE RECORDS OF NFL TEAMS, 1983-98

(Regular Season Only)

TEAM	W	L	T	PCT.
1. San Francisco	191	63	1	.751
2. Denver	161	93	1	.633
3. Miami	154	101	0	.604
4. Washington	144	110	1	.567
5. Chicago	143	112	0	.561

## GREATNESS MEASURED IN VICTORY

John Elway became the NFL's winningest all-time starting quarterback late in the 1996 season (Dec. 15 vs. Raiders), passing Fran Tarkenton (125), and retired with 148 wins to his credit during his magnificent career. He currently ranks second in career wins, having been passed by Brett Favre during the 2007 season. Included in Elway's record is a remarkable 94-23 (.803) mark at home. He had at least a .500 record against 26 of the 30 other NFL teams he faced, including all but two in the AFC (Oakland and Miami).

### MOST VICTORIES BY STARTING QUARTERBACKS, ALL-TIME

(Regular Season Only)

NO.	PLAYER	W-L-T	PCT.
1.	Brett Favre	160-93-0	.632
2.	John Elway	148-82-1	.643
3.	Dan Marino	147-93-0	.613
4.	Fran Tarkenton	125-109-6	.533
5.	Johnny Unitas	119-63-4	.651



### MOST RUSHING YARDS, ALL-TIME, NFL QUARTERBACKS

No.	PLAYER	ATT.	YARDS	AVG.	LG	TD
1.	Randall Cunningham	775	4,928	6.5	52t	35
2.	Steve Young	722	4,239	5.9	49t	43
3.	Michael Vick	529	3,859	7.3	58	21
4.	Fran Tarkenton	675	3,674	5.5	52t	32
5.	Steve McNair	669	3,590	5.4	71t	37
6.	<b>John Elway</b>	<b>774</b>	<b>3,407</b>	<b>4.4</b>	<b>31</b>	<b>33</b>

### MOST TIMES SACKED, ALL-TIME, NFL QUARTERBACKS

(Since 1963)					
No.	PLAYER	SEASONS	TIMES SACKED	YDS. LOST	MILES LOST
1.	<b>John Elway</b>	<b>16</b>	<b>516</b>	<b>3,785</b>	<b>2.15</b>
2.	Dave Krieg	19	494	3,794	2.16
3.	Randall Cunningham	13	484	3,537	1.97
4.	Fran Tarkenton	18	483	4,341	2.00
5.	Phil Simms	14	477	3,418	2.04
6.	Drew Bledsoe	14	467	3,135	1.78

### ELWAY VS. HALL OF FAME QUARTERBACKS

At the time of his retirement, after 16 seasons, John Elway had thrown and completed more passes, and thrown for more yards than all 18 quarterbacks then enshrined in the Hall of Fame at the equivalent point in each of their careers. He also ranked first in rushing attempts and total offense (combined rushing and passing yards), second in rushing yards, tied for second in rushing touchdowns, second in completion percentage and second in touchdown passes. Among those enshrined in Canton, only Fran Tarkenton had thrown more touchdown passes in his first 16 seasons than Elway, and only Otto Graham had more rushing touchdowns.

(Listed in descending order by passing yards)

PLAYER	PASSING					RUSHING				
	ATT.	COMP.	YDS.	PCT.	TD	INT	RTG.	ATT.	YDS.	AVG.
<b>Elway, John</b>	<b>7,250</b>	<b>4,123</b>	<b>51,475</b>	<b>56.9</b>	<b>300</b>	<b>226</b>	<b>79.8</b>	<b>774</b>	<b>3,407</b>	<b>4.4</b>
Fouts, Dan	5,604	3,297	43,040	58.8	254	242	80.2	224	476	2.1
Tarkenton, Fran	5,225	2,931	38,840	56.1	291	212	81.4	609	3,629	6.0
Unitas, Johnny	4,777	2,616	37,715	54.8	281	231	80.3	439	1,757	4.0
Tittle, Y.A.	3,817	2,118	28,339	55.2	212	221	73.5	291	999	3.6
Bradshaw, Terry	3,901	2,025	27,989	51.9	212	210	70.7	444	2,257	5.1
Namath, Joe	3,762	1,886	27,663	50.1	173	220	65.6	71	140	2.0
Jurgensen, Sonny	3,891	2,200	27,108	56.5	236	175	79.8	170	497	2.9
Layne, Bobby	3,700	1,814	26,768	49.0	196	243	63.2	611	2,451	4.0
Griese, Bob	3,429	1,926	25,092	56.2	192	172	77.1	261	994	3.8
Starr, Bart	3,104	1,448	24,425	46.6	152	135	72.1	244	1,297	5.3
Van Brocklin, Norm	2,895	1,553	23,611	53.6	173	178	75.1	102	40	0.4
Dawson, Len	2,960	1,664	23,483	56.2	212	149	85.1	257	1,143	4.4
Staubach, Roger	2,958	1,685	22,700	57.0	153	109	83.5	410	2,264	5.5
Baugh, Sammy	2,972	1,673	22,507	56.3	184	202	72.9	317	323	1.0
Blanda, George	2,641	1,287	17,996	48.7	149	166	63.5	125	345	2.8
Luckman, Sid	1,744	904	14,683	51.8	139	131	75.7	204	209	1.0
Graham, Otto	1,565	872	13,499	55.7	88	94	78.2	405	882	2.2
Waterfield, Bob	1,617	813	11,849	50.3	98	127	62.0	75	21	0.3

### GETTING BETTER WITH AGE

John Elway not only maintained his status among the league's elite quarterbacks in the latter years of his career but even improved dramatically in several key statistical categories over his final six seasons. The following is a comparative glance at Elway's season averages for passing yards, touchdowns and interceptions over his first nine seasons as a full-time starter (excludes 1983) against his final six.

SEASONS	AVG. YARDS	AVG. TDs	AVG. INTs
1984-92	3,172.6	16.8	15.8
1993-98	3,543.2	23.7	11.5

### JOHN ELWAY'S LONGEVITY

#### MOST CAREER REGULAR-SEASON GAMES PLAYED BY A BRONCO

Pos.	PLAYER	YEARS	GAMES
K	Jason Elam	1993-2007	236
QB	<b>John Elway</b>	<b>1983-98</b>	<b>234</b>
C	Tom Nalen	1994-Present	194
LB	Tom Jackson	1973-86	191
G	Paul Howard	1973-75, '77-86	187

### ALL-TIME NFL POSTSEASON PASSING LEADERS BY CATEGORY

PASSING YARDS			
No.	PLAYER	GAMES	YARDS
1.	Joe Montana	23	5,772
2.	Brett Favre	22	5,311
3.	John Elway	22	4,964
4.	Dan Marino	18	4,510
5.	Tom Brady*	17	3,954

TOUCHDOWN PASSES			
No.	PLAYER		TDs
1.	Joe Montana		45
2.	Brett Favre		39
3.	Dan Marino		32
4.	Terry Bradshaw		30
5.	John Elway		27

PASS ATTEMPTS	
No.	PLAYER.....ATTEMPTS
1.	Joe Montana .....734
2.	Brett Favre .....721
3.	Dan Marino .....687
4.	John Elway .....651
5.	Tom Brady* .....595

PASS COMPLETIONS	
No.	PLAYER.....COMPLETIONS
1.	Joe Montana .....460
2.	Brett Favre .....438
3.	Dan Marino .....385
4.	Tom Brady* .....372
5.	John Elway .....355

#### ALL-TIME NFL QUARTERBACKS WITH 3,000 POSTSEASON AND 40,000 REGULAR SEASON PASSING YARDS

PLAYER	TEAM (S)	POSTSEASON YARDS	REGULAR SEASON YARDS
Joe Montana	San Francisco/Kansas City	5,772	40,551
Brett Favre	Atlanta/Green Bay	5,311	61,655
<b>John Elway</b>	<b>Denver</b>	<b>4,964</b>	<b>51,475</b>
Dan Marino	Miami	4,510	61,361
Peyton Manning*	Indianapolis	3,898	41,626

\* active player

### TOUCHDOWN PASSES IN CONSECUTIVE POSTSEASON GAMES

John Elway threw at least one touchdown pass in 17 of the 22 postseason contests in which he played. After not throwing one in his first playoff game, he threw at least one in his next nine, which ranks sixth all-time for consecutive playoff games with at least one touchdown pass.

PLAYER	TEAM	SEASONS	CONSECUTIVE GAMES WITH TD PASS
1. Brett Favre	Green Bay	1995-2007	18
2. Tom Brady*	New England	2001-07	15^
3. Dan Marino	Miami	1983-95	13
4. Joe Montana	San Francisco	1988-90	10
Ken Stabler	Oakland	1973-77	10
6. <b>John Elway</b>	<b>Denver</b>	<b>1984-89</b>	<b>9</b>

\* active player ^ active streak

### ALL-TIME SUPER BOWL PASSING LEADERS

John Elway saved one of his best career performances for his final game, Super Bowl XXXIII vs. Atlanta at Pro Player Stadium in Miami. He threw for 336 yards in Denver's 34-19 win — now seventh most in Super Bowl history — and was voted MVP. He also set a record for most career pass attempts in Super Bowl games (since passed by Tom Brady), and for the second consecutive year became the oldest player to score in a Super Bowl.

#### MOST PASSING YARDS IN A SUPER BOWL GAME

PLAYER	TEAM	YDS.	OPP. (DATE)	RESULT
1. Kurt Warner*	St. Louis	414	Ten. (1/30/00)	W 23-16
2. Kurt Warner*	St. Louis	365	NE (2/3/02)	L 17-20
3. Joe Montana	San Francisco	357	Cin. (1/22/89)	W 20-16
Donovan McNabb*	Philadelphia	357	NE (2/6/05)	L 29-32
5. Tom Brady*	New England	354	Car. (2/1/04)	W 32-29
6. Doug Williams	Washington	340	Den. (1/31/88)	W 42-10
7. <b>John Elway</b>	<b>Denver</b>	<b>336</b>	<b>Atl. (1/31/99)</b>	<b>W 34-19</b>

#### MOST CAREER SUPER BOWL PASSING YARDS

PLAYER	TEAM	YDS.	GMS.
1. Joe Montana	San Francisco	1,142	4
2. <b>John Elway</b>	<b>Denver</b>	<b>1,128</b>	<b>5</b>
3. Tom Brady*	New England	1,001	4
4. Terry Bradshaw	Pittsburgh	932	4
5. Jim Kelly	Buffalo	829	4

#### MOST CAREER SUPER BOWL PASS ATTEMPTS

PLAYER	TEAM	ATT.	GMS.
1. Tom Brady*	New England	156	4
2. <b>John Elway</b>	<b>Denver</b>	<b>152</b>	<b>5</b>
3. Jim Kelly	Buffalo	145	4

#### MOST CAREER SUPER BOWL COMPLETIONS

PLAYER	TEAM	COMP.	GMS.
1. Tom Brady*	New England	100	4
2. Joe Montana	San Francisco	83	4
3. Jim Kelly	Buffalo	81	4
4. <b>John Elway</b>	<b>Denver</b>	<b>76</b>	<b>5</b>

#### MOST SUPER BOWL STARTS BY A QUARTERBACK

PLAYER	TEAM	STARTS	GAMES	RECORD
1. <b>John Elway</b>	<b>Denver</b>	<b>5</b>	<b>XXI, XXII, XXIV, XXXII, XXXIII</b>	<b>2-3</b>
2. Terry Bradshaw	Pittsburgh	4	IX, X, XIII, XIV	4-0
Tom Brady	New England	4	XXXVI, XXXVIII, XXXIX, XLII	3-1
Joe Montana	San Francisco	4	XVI, XIX, XXIII, XXIV	4-0
Jim Kelly	Buffalo	4	XXV, XXVI, XXVII, XXVIII	0-4
Roger Staubach	Dallas	4	V, X, XII, XIII	2-2

\* active player

## THE BRONCOS' RECORD WHEN ELWAY...

(Regular Season, Games Started Only)

Threw 0 Touchdowns:.....	33-31-1	Rushed for a Touchdown:.....	22-10
Threw 1 Touchdown:.....	45-30	Rushed for 50 or more Yards:.....	2-2
Threw 2 Touchdowns:.....	41-17	Was Not Intercepted:.....	74-22
Threw 3 Touchdowns:.....	20-3	Was Intercepted:.....	74-59-1
Threw 4 Touchdowns:.....	9-0	Played on Grass:.....	121-50-1
Threw 5 Touchdowns:.....	1-0	Played on Turf:.....	27-31
Threw at least 1 TD:.....	115-50	Played in Domes:.....	13-13
Was Not Sacked:.....	31-8	Played on Monday Night:.....	13-10
Was Sacked:.....	117-72-1	Played on Sunday Night:.....	10-8
Threw for 300 Yards:.....	24-12	Played in Prime Time:.....	24-18
Threw for under 200 Yards:.....	51-42	Played on Non-Sundays:.....	21-12

## A MODEL OF CONSISTENCY

John Elway threw at least one touchdown pass in 166 of his 234 regular season games (70.9%) and in 17 of his 22 playoff games (77.3%). In all, he threw a TD pass in 183 of 256 career regular and postseason games (71.5%). Elway threw at least one TD pass in 60 of his final 73 regular season games (82.2%).

### ELWAY'S GAMES WITH AT LEAST ONE TOUCHDOWN PASS, YEAR-BY-YEAR

YEAR	REGULAR SEASON	POSTSEASON	OVERALL
1983	4 of 11	0 of 1	4 of 12
1984	9 of 15	1 of 1	10 of 16
1985	11 of 16	0 of 0	11 of 16
1986	12 of 16	3 of 3	15 of 19
1987	10 of 12	3 of 3	13 of 15
1988	11 of 15	0 of 0	11 of 15
1989	11 of 15	2 of 3	13 of 18
1990	9 of 16	0 of 0	9 of 16
1991	10 of 16	1 of 2	11 of 18
1992	7 of 12	0 of 0	7 of 12
1993	13 of 16	1 of 1	14 of 17
1994	10 of 14	0 of 0	10 of 14
1995	14 of 16	0 of 0	14 of 16
1996	13 of 15	1 of 1	14 of 16
1997	12 of 16	2 of 4	14 of 20
1998	10 of 12	2 of 3	12 of 15
<b>TOTAL</b>	<b>166 of 234</b>	<b>17 of 22</b>	<b>183 of 256</b>

In Elway's career, the Broncos posted a 34-33-1 mark in the 68 regular season games in which he did not throw a touchdown pass while posting a 2-3 postseason record in such contests. Elway also had 90 multiple-touchdown regular season games in which Denver posted a 71-19 record (78.9%). Elway also produced seven postseason multiple-touchdown games in which the Broncos posted a 4-3 record.

## JOHN ELWAY BY STADIUM

In his 16-year career, John Elway threw at least one touchdown pass in 24 different stadiums, including 180 at Mile High Stadium—an NFL record for one player at a single stadium. There were eight NFL venues at the time of his retirement in which he had not thrown a touchdown pass, including Soldier Field, Pro Player Stadium (though he threw a postseason TD there - now Dolphin Stadium) and the Superdome. In addition, he never played at five other sites: Ericsson Stadium, Raymond James Stadium, PSINet/M&T Bank Stadium (Balt.), the Trans World Dome and Jack Kent Cooke Stadium. Elway also threw 27 postseason TD passes in seven different stadiums: 18 at Mile High Stadium, three at the L.A. Coliseum, two at Three Rivers Stadium, one at Cleveland Municipal Stadium, one at Jack Murphy Stadium (now Qualcomm Stadium) (Super Bowl XXII), one at the Rose Bowl (Super Bowl XXI) and one at Pro Player Stadium (Super Bowl XXXIII - now Dolphin Stadium).

### ELWAY'S TOUCHDOWN PASSES BY STADIUM

(Regular Season Only)

Mile High .....	180	Giants.....	3
Kingdome .....	16	Anaheim.....	3
Jack Murphy/Qualcomm .....	16	Foxboro.....	3
L.A. Coliseum .....	12	Atlanta-Fulton County.....	3
Arrowhead .....	10	Georgia Dome.....	3
Cleveland Municipal .....	8	RCA Dome.....	3
Rich .....	6	Sun Devil.....	2
Three Rivers .....	6	Texas.....	2
Oakland-Alameda County .....	6	Veterans.....	2
Metrodome .....	5	Candlestick/3COM.....	1
Astrodome .....	4	Lambeau.....	1
Cinergy Field .....	4	Silverdome.....	1



## STEVE ATWATER

6-3 • 217 • ARKANSAS

YEAR INDUCTED: 2005

YEARS WITH BRONCOS: 1989-98

### SAFETY

**THEN:** Steve Atwater was inducted as the 20th member of the Broncos' Ring of Fame in 2005 after a brilliant 10-year career with the club from 1989-98. Regarded as one of the toughest safeties in the NFL during his playing days, Atwater was voted to a franchise-record seven consecutive Pro Bowls from 1990-96, and his eight career Pro Bowl selections are the second most by a player in Broncos history. Selected by the Broncos in the first round (20th overall) of the 1989 NFL Draft from the University of Arkansas, Atwater was a consensus all-rookie selection and was named NFL Defensive Rookie of the Year by *Football Digest* during his first professional season on a club that advanced to Super Bowl XXIV. He went on to serve as a key leader on the Broncos' back-to-back Super Bowl championship teams from 1997-98 and was voted an All-Pro by the Associated Press from 1991-92 and in 1996. He started all 155 regular-season games he played with Denver, a total that ranks 10th in franchise history. Atwater also recorded 24 interceptions that tie for eighth in Denver history and 408 interception return yards that rank seventh in club annals. He led the Broncos in tackles during two seasons (1993 and '95) and finished second on the club in that category five times during his career. Atwater's play against Green Bay in Super Bowl XXXII, a game in which he totaled six tackles, one sack, one forced fumble and two pass breakups, was instrumental in Denver winning its first-ever World Championship. The safety ranks second to only John Elway in career postseason starts by a Bronco as he started all 14 playoff appearances, including three Super Bowls and four AFC Championship Games. Atwater, who was a three-time All-Southwest Conference selection and a two-time All-American at Arkansas, played one season with the New York Jets in 1999 following his Broncos career.

**Now:** Atwater lives in Atlanta and works as a money manager for an investment company.

### ATWATER'S DENVER BRONCOS RECORD

Games	Starts	Solo	Assist	Total	Sacks	Int.	Yds.	Avg.	TD
155	155	818	483	1,301	5.0	24	408	17.0	1

### ATWATER'S NFL CAREER RECORD

Games	Starts	Solo	Assist	Total	Sacks	Int.	Yds.	Avg.	TD
167	166	854	502	1,356	5.0	24	408	17.0	1



## TERRELL DAVIS

5-11 • 210 • GEORGIA

YEAR INDUCTED: 2007

YEARS WITH BRONCOS: 1995-2002

### RUNNING BACK


**THEN:** Terrell Davis was inducted as the 21st member of the Ring of Fame in 2007 after establishing himself as the Denver Broncos' all-time leading rusher while spending his entire eight-year career with the team from 1995-2002. Selected by the Broncos in the sixth round (196th overall) of the 1995 NFL Draft from the University of Georgia, Davis rushed for at least 1,000 yards in each of his first four seasons, including the 1998 campaign in which he totaled the fourth-most rushing yards (2,008) in a season in NFL history to earn league MVP honors. That year, he also set a club record with 21 rushing scores. The three-time Pro Bowl and first-team All-Pro selection (1996-98) finished his career with a franchise-record 7,607 rushing yards and 60 rushing touchdowns on 1,655 carries (4.6 avg.) in 78 regular-season games (77 starts) as a key member of the Broncos' back-to-back Super Bowl championship teams (1997-98). His 97.5-yard rushing average in regular-season games is the third best in NFL history (min. 75 games), trailing only Pro Football Hall of Fame members Jim Brown and Barry Sanders. A semifinalist for the Pro Football Hall of Fame Class of 2008, Davis owns three of the top-five single-season rushing outputs in Broncos annals as well as the club's single-season scoring record (138 pts., 1998). In the postseason, Davis was equally as impressive, totaling at least 100 rushing yards in seven of his eight career playoff appearances, including his 157-yard, three-rushing touchdown performance against Green Bay in Super Bowl XXXII to earn game MVP honors. He averaged an NFL-record (min. 5 games) 142.5 rushing yards per game in the postseason for his career, totaling a club-record 1,140 rushing yards on 204 carries (5.6 avg.) with 12 touchdowns. Davis, who played his first collegiate season at Long Beach State before transferring to Georgia, ranks first in Broncos history in career 100-yard rushing games (41), first in rushing touchdowns (62), second in overall touchdowns (65) and second in yards from scrimmage (8,887).



Now: Davis lives in Los Angeles and works as an analyst for NFL Network.

**DAVIS' DENVER BRONCOS CAREER RECORD**

RUSHING							RECEIVING				
Games	Starts	No.	Yds.	Avg.	LG	TD	No.	Yds.	Avg.	LG	TD
78	77	1,655	7,607	4.6	71t	60	169	1,280	7.6	35	5



**AUSTIN "GOOSE" GONSOULIN**  
**6-3 • 210 • BAYLOR**  
**YEAR INDUCTED: 1984**  
**YEARS WITH BRONCOS: 1960-66**

**23**

**SAFETY**

**THEN:** Austin "Goose" Gonsoulin was one of the four original Ring of Fame inductees in 1984 and was recognized for his splendid play at safety for seven seasons. Gonsoulin was one of the original Broncos from the 1960 season and was one of three original Broncos still with the team at the start of his final year with the club in 1966. At the end of his Broncos career, he was the all-time American Football League leader in interceptions with 43 and still ranks second in club history in that category. His 11 pickoffs in 1960 as a rookie are still a Denver club record, and he shares the team and NFL record for interceptions in a game with four, a feat he accomplished Sept. 18, 1960, at Buffalo. He also had three interceptions in a game against Kansas City on Oct. 11, 1964. Gonsoulin led the Broncos in interceptions four times in his career, including in consecutive seasons from 1962-63, and currently ranks fifth in club history with 542 career interception return yards. He was an All-AFL choice in 1960, 1962 and 1963 while also being named to the AFL All-Star Game from 1961-64 and in 1966. His amazing durability and toughness enabled him to start 61 consecutive games at one point in his career. Gonsoulin played one season with San Francisco in 1967 after his Broncos career concluded. A native of Port Arthur, Texas, he was captain of his college team at Baylor University.


**Now:** Gonsoulin has retired from running a Texas construction company, which he operated after his retirement from football.

**GONSOULIN'S DENVER BRONCOS RECORD**

Games	Starts	Sacks	Int.	Yds.	Avg.	TD
94	N/A	1.0	43	542	12.6	2

**GONSOULIN'S NFL CAREER RECORD**

Games	Starts	Sacks	Int.	Yds.	Avg.	TD
108	N/A	N/A	46	551	12.0	2



**RANDY GRADISHAR**  
**6-3 • 233 • OHIO STATE**  
**YEAR INDUCTED: 1989**  
**YEARS WITH BRONCOS: 1974-83**

**53**

**LINEBACKER**


**THEN:** Randy Gradishar was the only Ring of Fame inductee in 1989 in recognition of his outstanding 10-year career (1974-83) at linebacker for the Broncos. He was among the 15 finalists for the Pro Football Hall of Fame balloting in 2003 and 2008 as well as one of the 25 semifinalists for the Class of 2005, 2006 and 2007. Gradishar earned seven Pro Bowl selections, a total that was the most by a Bronco at the end of his career (currently tied for third), and he is the Broncos' all-time leader in tackles with 2,049. He led the Broncos in tackles for a franchise-record nine consecutive years from 1975-83 and averaged 222 tackles per season during that stretch. His 286 tackles during the 1978 campaign still stand as the Broncos' single-season record. Selected by the Broncos in the first round (14th overall) of the 1974 NFL Draft, Gradishar never missed a game, playing in 145 in a row. He accounted for 33 turnovers (20 INTs, 13 FR) during his 10-year career, and that total tied for the fourth most by an NFL linebacker in that span. Voted the Defensive Player of the Year in 1978 by AP, UPI, *Pro Football Weekly* and NEA (George Halas Award), Gradishar helped the Broncos to four playoff berths (1977-79, '83), two division titles (1977-78) and an appearance in Super Bowl XII during the 1977 season. His teammates also voted him defensive MVP in 1978 and 1980. While at Ohio State, Gradishar was referred to by Head Coach Woody Hayes as "the best linebacker I ever coached at Ohio State." A three-year starter for the Buckeyes and a consensus All-American as a senior, Gradishar received Academic All-America honors in college. He was president of the Denver Broncos Youth Foundation from 1982-92 and was inducted into the College Football Hall of Fame in 1998.



**Now:** Gradishar joined the Phil Long Dealerships as Leadership Manager in December 1997, a position in which he helps train, equip and support employees in the quest to achieve their goals and objectives. He also is instrumental in the Phil Long Community Fund, which operates in conjunction with Denver Broncos Charities to make an investment back into the communities with which it does business, as well as the Phil Long University, furnishing employees with career opportunities through quality education and state-of-the-art training. Gradishar and his wife, Beth, make their home in Denver. He has three children: Paige, Meredith and Mark.

**GRADISHAR'S DENVER BRONCOS CAREER RECORD**

Games	Starts	Tackles	Sacks	Int.	Yds.	Avg.	TD	Fum. Rec.	Fum TD	Def. TD
145	134	2,049	19.5	20	335	16.8	3	13	1	4



**RICH JACKSON**  
**6-3 • 255 • SOUTHERN**  
**YEAR INDUCTED: 1984**  
**YEARS WITH BRONCOS: 1967-72**

**87**

**DEFENSIVE END**

**THEN:** Rich Jackson was one of the four original Ring of Famers who were inducted in 1984 and was recognized for his six outstanding seasons with the Broncos from 1967-72. He was considered by many as the best defensive end in professional football during his prime. Known as "Tombstone," Jackson was the first Bronco to be named to the All-NFL first team in 1970. His 43 sacks as a Bronco were the most by any player in club history at the conclusion of his career and currently rank ninth. He entered the AFL in 1966 with Oakland, playing in five games, before spending the next six seasons with Denver after the Broncos acquired him in a trade. Jackson posted his career high in quarterback sacks in 1969 with 11 and had 10 sacks in both 1968 and 1970. He was voted All-AFL in 1968 and '69 in addition to starting in the 1970 Pro Bowl. He made the Pro Bowl again in 1971 despite playing in only seven games due to a knee injury that eventually forced him out of football. That season, he was graded by the Broncos' coaches as the team's most efficient tackler as he made the stop on 97 percent of his opportunities. Tabled the Colorado Sports Hall of Fame Pro Athlete of the Year in 1970, Jackson played the first four games of the 1972 season with the Broncos before being traded to Cleveland for a 1973 third-round draft choice (Paul Howard). He played in each of the final 10 games for the Browns in 1972 during his final NFL season. He was a standout end at Southern University on both sides of the ball and also was the NAIA shot-put champion.

**Now:** Jackson is a school administrator in New Orleans, where he and his wife, Katherine, reside.

**JACKSON'S DENVER BRONCOS RECORD**

Games	Starts	Sacks	Int.	Yds.	Avg.	TD
67	52	43.0	0	0	0.0	0

**JACKSON'S NFL CAREER RECORD**

Games	Starts	Sacks	Int.	Yds.	Avg.	TD
82	N/A	N/A	0	0	0.0	0



**TOM JACKSON**  
**5-11 • 220 • LOUISVILLE**  
**YEAR INDUCTED: 1992**  
**YEARS WITH BRONCOS: 1973-86**

**57**

**LINEBACKER**

**THEN:** Tom Jackson was the only player inducted into the Denver Broncos Ring of Fame in 1992. "TJ" always was one of the most popular players among his teammates, who voted him most inspirational player six consecutive seasons (1981-86). Selected by the Broncos in the fourth round (88th overall) of the 1973 NFL Draft from the University of Louisville, Jackson finished his 14-year career (1973-86) having played the most games in Broncos history at 191 and currently stands fourth on that list. He also finished his career tied for second in games started by a Bronco with 177 (currently tied for fifth) and is one of only five Broncos to wear the Denver uniform for at least 14 seasons. Jackson, who started every possible game in a season seven times for his career, made three consecutive Pro Bowl appearances from 1977-79 and was named first-team All-Pro twice (1977-78). He also was named by his teammates as Denver's defensive MVP in 1974, '76 and '77. The linebacker helped the Broncos to six playoff berths (1977-79, '83-84, '86), four division titles (1977-78, '84, '86) and two Super Bowls (XII in 1977,





XXI in '86). He was a key member of the 1977 squad that posted a 12-2 regular-season record en route to earning the franchise's first-ever playoff berth and advancing to Super Bowl XII against the Cowboys. Jackson is tied with fellow Ring of Famer Randy Gradishar for the most interceptions in Broncos history by a linebacker with 20, a career total that currently ties for the 10th highest by any player in club annals. His seven interceptions in 1976 mark the highest single-season total by a linebacker in Broncos history. Jackson finished among Denver's top five tacklers during 11 consecutive seasons from 1974-84 and recorded a career-high 169 stops in 1980. Upon his retirement following the 1986 season, he was fifth on the Broncos' all-time sack list with 44 and currently is eighth on that chart. Jackson joined the Broncos after a standout career at Louisville, where he was a three-time all-conference selection.

**Now:** Jackson is one of the most recognizable and respected NFL analysts on television and works for ESPN, where he was the co-host of its award-winning "Sunday NFL Countdown" and "NFL PrimeTime" shows. Tom, his wife Jennifer and their daughters, Taylor and Morgan, reside in Cincinnati, Ohio.

#### JACKSON'S DENVER BRONCOS CAREER RECORD

Games	Starts	Sacks	Int.	Yds.	Avg.	TD
191	177	44.0	20	340	17.0	3



**CHARLEY JOHNSON**  
**6-1 • 200 • NEW MEXICO STATE**  
**YEAR INDUCTED: 1986**  
**YEARS WITH BRONCOS: 1972-75**

12

QUARTERBACK

**THEN:** Charley Johnson was one of three inductees into the Denver Broncos Ring of Fame in 1986 along with fellow quarterback Frank Tripucka and defensive end Paul Smith. Johnson came to Denver in 1972 from Houston in exchange for a third-round draft choice, and the trade at that time was regarded as the most important in franchise history. He quarterbacked the Broncos to their first winning season (7-5-2 in 1973), a landmark moment in the first 14 years of franchise history. Johnson set a Broncos record for passing accuracy (since broken) in 1974 by completing 55.7 percent of his attempts. He made the All-AFC team picked by UPI and *Pro Football Weekly* after the 1973 season while being chosen by his teammates as the Broncos' most valuable offensive player. Johnson once threw for 445 yards in a game (vs. Kansas City, 11/18/74), marking the fourth-highest single-game passing total in team history, and recorded four 300-yard passing games for his career. He also threw a touchdown pass in 10 consecutive games from 1973-74, a Broncos record at the time and a streak that currently ties for the fifth longest in club history. He finished his Broncos career with 7,238 passing yards, which currently rank sixth in team history, and 52 touchdown passes, which currently rank fifth in club annals. He had a 20-18-3 (.524) record as a starter with Denver and averaged an impressive 7.46 yards per pass attempt, which is the third-best career mark by a Bronco. During the 1974 campaign, Johnson averaged a career-best 8.07 yards per pass attempt (244-1,969) that currently is the fourth-best single-season mark in Broncos history. A draft choice of the St. Louis Cardinals, Johnson played his first professional season with that club in 1961 and set many passing records during nine years with the team. He was traded to Houston before the 1970 season and was with the Oilers for two years before joining the Broncos. Johnson was a star quarterback at New Mexico State University, where he led his team to two Sun Bowl titles.

**Now:** Dr. Charley Johnson is professor and academic department head of the chemical engineering department at New Mexico State University in Las Cruces, N.M.

#### JOHNSON'S DENVER BRONCOS RECORD

Games	Starts	Att.	Comp.	Yards	Pct.	TD	INT	LG	Rtg.
54	41	970	517	7,238	53.3	52	52	90t	73.1


#### JOHNSON'S NFL CAREER RECORD

Games	Starts	Att.	Comp.	Yards	Pct.	TD	INT	LG	Rtg.
165	124	3,392	1,737	24,410	51.2	170	181	90t	69.2

#### DID YOU KNOW?

The record for most years of service on the Broncos' coaching staff is 20, held by current Head Coach Mike Shanahan and former assistant Joe Collier.

Shanahan, who will set a club record in 2008 by coaching his 21st year with the franchise, was an assistant with the Broncos from 1984-87 and '89-91 before he was named head coach in 1995. Collier served on Denver's coaching staff in several capacities from 1969-88.



**FLOYD LITTLE**  
**5-10 • 196 • SYRACUSE**  
**YEAR INDUCTED: 1984**  
**YEARS WITH BRONCOS: 1967-75**

44


RUNNING BACK

**THEN:** Floyd Little is one of the four original Denver Broncos Ring of Fame inductees from 1984 and joins John Elway and Frank Tripucka as one of three Broncos whose jersey number is retired. A first-round (sixth overall) draft choice of the Broncos in 1967 from Syracuse University, Little was the first No. 1 draft pick ever signed by the Broncos and was widely regarded as "The Franchise" for much of his nine-year career in which he established himself as Denver's first serious threat at running back. A Pro Bowl participant from 1970-71 and in 1973, Little twice played in the AFL All-Star game (1968-69) and was named the Colorado Sports Hall of Fame Pro Athlete of the Year in 1972. He finished his Broncos career ranked No. 1 on the franchise's all-time list for rushing attempts (1,641), rushing yards (6,323) and rushing touchdowns (43), and he now ranks second in each behind Terrell Davis. Among professional football players from 1967-75, only O.J. Simpson totaled more rushing yards than Little, who also posted the fourth-most rushing scores in football during that time. He led Denver in rushing for seven consecutive seasons from 1967-73, marking the longest such streak in club history, and at the time of his retirement ranked seventh in NFL annals in career rushing yards. In 1971, Little led the NFL in rushing with a career-best 1,133 yards after capturing the AFC rushing crown a year earlier with 901 yards in 1970. He set a Broncos career record with 54 total touchdowns (43 rush, 9 rec., 2 ret.) that currently rank fourth on their all-time list while finishing his career third on their all-time scoring list with 324 points (currently ninth). He also set a team record with 12,173 career all-purpose yards, a mark that stood until Rod Smith passed him in 2006, and finished his career as the Broncos' all-time leader in career kickoff return yards (2,523—currently second). A three-time All-American at Syracuse, Little followed in the footsteps of Jim Brown and Ernie Davis as a superstar tailback for the Orangemen. He shattered most of the records set by his predecessors, rushing for 2,704 yards, totaling 582 receiving yards, returning punts for 845 yards and kickoffs for 797 yards, and recording 19 passing yards—for a total of 4,947 yards.

**Now:** Little has owned a Ford dealership for many years in Seattle, where he makes his home.

#### LITTLE'S DENVER BRONCOS CAREER RECORD

RUSHING						RECEIVING					KICK RETURNS				
Games	Starts	No.	Yds.	Avg.	LG	TD	No.	Yds.	Avg.	LG	TD	No.	Yds.	Avg.	LG
117	93	1,641	6,323	3.9	80t	43	215	2,418	11.2	74	9	104	2,523	24.3	89



**KARL MECKLENBURG**  
**6-3 • 240 • MINNESOTA**  
**YEAR INDUCTED: 2001**  
**YEARS WITH BRONCOS: 1983-94**

77

LINEBACKER

**THEN:** Karl Mecklenburg joined the Denver Broncos Ring of Fame in 2001 after establishing himself as one of the most outstanding defensive players in franchise history during his 12-year career from 1983-94. Mecklenburg overcame long odds to achieve greatness after being drafted by the Broncos in the 12th round from the University of Minnesota in 1983—the 310th player chosen. After playing defensive end during his first professional season, Mecklenburg was converted to linebacker in 1984. He became a starter by his third season in 1985 and went on to start 141 career games, a total that includes all 16 games in a year during five different campaigns. His 180 career games played with Denver placed him fifth on the club's all-time list at the end of his tenure with the team (currently ninth). Mecklenburg was voted to play in six Pro Bowls (1985-87, '89, '91, '93), a total that ties for the fifth highest by a player in team history. He was named All-AFC and All-NFL four times (1985-87, '89) and was tabbed the 1986 AFC Player of the Year by *Football News*. Mecklenburg helped Denver to seven postseason appearances (1983-84, '86-87, '89, '91, '93), five division titles (1984, '86-87, '89, '91) and three Super Bowl berths (XXI in 1986, XXII in '87, XXIV in '89). He finished his career with 1,145 tackles (787 solo) as well as a franchise-record 79.0 sacks. Mecklenburg's career high of 13 sacks came in 1985 and were a franchise single-season record (currently tie for the fifth most in a year in club history), and he posted eight seasons with at least seven sacks. He recorded 11 multiple-sack games and is the only player in team annals to record four sacks in a game twice in his career. Mecklenburg posted 100 tackles in a season six times, including a career and team-high 143 stops in 1989. Mecklenburg began his collegiate career at Augustana (S.D.) College before transferring to Minnesota, where he earned second-team All-Big Ten honors as a senior in 1982.

**Now:** Mecklenburg has been very active locally since his retirement in 1994. He coaches high school football on the staff at Kent Denver School, is a motivational speaker and does promotional work for several local businesses. Mecklenburg and his wife, Kathi, have a son, Luke, and a daughter, Kelsey.

#### MECKLENBURG'S DENVER BRONCOS CAREER RECORD

Games	Starts	Solo	Assist	Total	Sacks	Int.	Yds.	Avg.	TD
180	141	787	358	1,145	79.0	5	128	25.6	0



**CRAIG MORTON**  
 6-4 • 214 • CALIFORNIA  
**YEAR INDUCTED: 1988**  
**YEARS WITH BRONCOS: 1977-82**

7



**THEN:** Craig Morton was one of three Broncos Ring of Fame inductees in 1988 along with fellow teammates Haven Moses and Jim Turner. Morton, who joined the Broncos from the New York Giants in a 1977 trade, was Denver's starting quarterback for most of the period from 1977-82 and led the team to its first postseason and Super Bowl berth (XII vs. Dallas) in 1977 when he guided the Broncos to a 12-2 regular-season record and home playoff wins against Pittsburgh and Oakland that year. Morton, who also played for the Cowboys from 1965-74, earned a variety of awards for his performance in 1977, including AFC Most Valuable Player honors after ranking fourth in the league in passer rating (82.0). During his career with Denver, he led the team to two division titles (1977-78) and three playoff berths (1977-79). Morton finished his Broncos career ranked first in passing yards (11,895 - currently second), touchdown passes (74 - currently second), pass attempts (1,594 - currently fourth), completions (907 - currently fourth) and total offense (12,155 - currently fourth). His 41 career regular-season wins as the Broncos' starting quarterback mark the second-highest total in club history, and his .641 winning percentage as Denver's signal caller (41-23) is the third best in franchise annals. In 1981, the quarterback led the NFL with an 8.50 yards per attempt average, a figure that stands as the second-highest single-season total in Broncos history, and threw for a career-high 3,195 yards. He also tied a personal best with 21 touchdowns in 1981, a total that was the second highest in club history (currently 10th). Morton once completed 16 consecutive passes in a game and had a streak of nine consecutive games with a touchdown pass. He was a consensus All-American at the University of California, where he also starred in baseball.


**Now:** Morton resides in San Francisco and works for the University of California, assisting with its fundraising efforts.

#### MORTON'S DENVER BRONCOS RECORD

Games	Starts	Att.	Comp.	Yards	Pct.	TD	INT	LG	Rtg.
72	64	1,594	907	11,895	56.9	74	65	95t	79.1


#### MORTON'S NFL CAREER RECORD

Games	Starts	Att.	Comp.	Yards	Pct.	TD	INT	LG	Rtg.
203	144	3,786	2,053	27,908	54.2	183	187	95t	73.5



**HAVEN MOSES**  
 6-2 • 208 • SAN DIEGO STATE  
**YEAR INDUCTED: 1988**  
**YEARS WITH BRONCOS: 1972-81**

25



**THEN:** Haven Moses was inducted into the Denver Broncos Ring of Fame in 1988 as part of a three-member class that included quarterback Craig Morton and kicker Jim Turner. Moses played 10 seasons for the Broncos from 1972-81 as one of their primary wide receivers after joining the team from Buffalo, where he played his first four professional seasons. He finished his Broncos career ranked third in receptions (302 - currently eighth) and receiving yards (5,450 - currently eighth) while tying for first in receiving touchdowns with 44 (currently tied for fourth). His yards-per-reception average for his Denver career was 18.0, which marks the second-highest career total in franchise history, and he averaged more than 19 yards per catch in three consecutive seasons from 1976-78. Moses, who helped Denver to three playoff berths (1977-79) and two division titles (1977-78), was a key member of the first winning season in Broncos history in 1973 (7-5-2) when he caught a career-high eight touchdown passes to earn Pro Bowl honors. In the AFC Championship Game against Oakland during the 1977 season, Moses caught five passes for 168 yards with two touchdowns to propel Denver to its first-ever Super



Bowl appearance (XII vs. Dallas). In 1979, he had career bests in receptions (54) and receiving yards (943). Moses was a two-year letterman and an All-American as a wide receiver and defensive back at San Diego State University.


**Now:** Moses is Director of Development for the Denver Police Activities League. He previously worked for the Archdiocese of Denver and is very active in the community with involvement in various community projects.

#### MOSES' DENVER BRONCOS RECORD

Games	Starts	Rec.	Yds.	Avg.	LG	TD
140	127	302	5,450	18.0	64t	44

#### MOSES' NFL CAREER RECORD

Games	Starts	Rec.	Yds.	Avg.	LG	TD
199	N/A	448	8,091	18.1	76t	56



**GERALD PHIPPS**  
**YEAR INDUCTED: 1985**  
**YEARS WITH BRONCOS: 1961-81**

OWNER



**THEN:** Gerald H. Phipps became the first and only non-player to be inducted into the Denver Broncos Ring of Fame in 1985. Under the guidance of Phipps and his brother Allan, the Broncos rose from their less than auspicious beginnings to the top of the American Football Conference after Phipps purchased the club on Feb. 15, 1965. In 1977, the Broncos posted a 12-2 regular-season record and advanced to the playoffs for the first time in franchise history en route to claiming their first-ever AFC Championship and appearing in their first Super Bowl (XII vs. Dallas). Denver won the AFC West title in 1977 and 1978 with Phipps as owner, and the club made three consecutive playoff appearances (1977-79). Under Phipps, the Broncos ultimately rose to a position as one of the NFL's most stable franchises after recording the first winning season in club history under his direction in 1973 (7-5-2 record). With the success of the Broncos, the doors were opened for major league teams from other sports to grab a piece of the Denver sports pie. Following the takeover by the Phipps brothers, Denver Broncos season ticket sales improved from 8,002 in 1964 to 22,905 in 1965. Broncos season tickets were sold out for every season under Phipps from 1970-81 and grew to 73,380 in 1981. Denver's home attendance grew to 598,224 in his final year overseeing the club in 1981. Before purchasing the Broncos, Phipps was the president of the Gerald H. Phipps Inc. Construction Company, which he continued to operate. Phipps was born March 4, 1915, in Denver.

Mr. Phipps passed away on Aug. 6, 1993.



**DENNIS SMITH**  
 6-3 • 200 • SOUTHERN CALIFORNIA  
**YEAR INDUCTED: 2001**  
**YEARS WITH BRONCOS: 1981-94**

49



**THEN:** Dennis Smith was inducted into the Denver Broncos Ring of Fame in 2001, honoring his stellar 14-year career with the club during which he established himself as one of the most feared safeties in the NFL. A ferocious hitter, Smith was voted to six Pro Bowls (1985-86, '89-91, '93) that tie for the fifth most by a player in Broncos history. The four-time All-NFL choice (1985-86, '89, '93) was a key part of seven playoff teams (1983-84, '86-87, '89, '91, '93), five division champions (1984, '86-87, '89, '91) and three Super Bowl teams (XXI in 1986, XXII in '87, XXIV in '89). He received the Bob Peck Award in 1992 as the Broncos' most inspirational player and was named the club's MVP on defense in 1989 and '91. Selected by the Broncos in the first round (15th overall) of the 1981 NFL Draft from the University of Southern California, Smith finished his career ranked third all time in games played by a Bronco (184) and fifth in games started (170), and he currently ranks sixth in club annals in both categories. The safety also is one of just four players in the history of the Broncos to play at least 14 seasons with the club. Smith's 30 career interceptions and 431 career interception return yards both were the fifth-highest totals at the time of his retirement (currently both sixth). In addition, his 14.4-yard career average on interception returns currently stands as the 10th best in club history. Smith's career totals also include 1,171 tackles (794 solo) and 15 sacks. He posted a career-high five sacks in 1983, a career-high five interceptions in 1991 and a career-high 120 tackles in 1992. For his career, Smith recorded five seasons with at least 100 tackles. He was






a consensus All-America choice in 1980 as a senior at USC, where he lettered four times in football and three times in track. He posted 205 career tackles and 16 interceptions at USC and appeared in two Rose Bowls as a Trojan.

**Now:** Smith and his wife, Andre, have two children, Tiffany Diamond (23) and Armani Joseph (20), and reside in Hollywood Hills, Calif. Dennis and Andre own and manage a number of properties in Southern California and also give their time and financial support to the Make-A-Wish Foundation and Covenant House, a home for kids in need.

#### SMITH'S DENVER BRONCOS CAREER RECORD


Games	Starts	Solo	Assist	Total	Sacks	Int.	Yds.	Avg.	TD	Fum. Rec.	Fum TD	Def. TD
184	170	794	377	1,171	15.0	30	431	14.4	0	17	1	1



**PAUL SMITH**  
6-3 • 256 • NEW MEXICO  
YEAR INDUCTED: 1986  
YEARS WITH BRONCOS: 1968-78

**DEFENSIVE TACKLE**

70



**THEN:** Paul Smith was inducted into the Denver Broncos Ring of Fame in 1986 along with quarterbacks Frank Tripucka and Charley Johnson. The defensive tackle recorded 55.5 sacks with the Broncos from 1968-78, finishing his 11-year career in Denver ranked second in that category (currently seventh). He posted 10.5 sacks in 1972 and 11 sacks in 1973, propelling him to back-to-back Pro Bowl selections, and registered a career-high 12 sacks during the 1971 campaign. Smith did not miss a game for five consecutive seasons from 1969-73, appearing in all 70 contests during that period. He saw action in 12 games during the 1977 campaign, a season in which the AFC West-champion Broncos reached the playoffs for the first time in club history and played in Super Bowl XII against the Cowboys. Smith was one of the team's defensive leaders during the years when Denver was building the foundation for defensive excellence with the famed "Orange Crush." His head coach, John Ralston, once said that Smith was "the finest defensive tackle in pro football," and the lineman was known for being one of the quickest defensive tackles in the NFL. Smith's 11-year career was the longest in Broncos annals until he was surpassed by fellow Ring of Famer Billy Thompson. He was the first 10-year man in Broncos history after joining the club as a ninth-round selection (222nd overall) in the 1968 NFL Draft from the University of New Mexico. Smith finished his professional career by playing two seasons with Washington from 1979-80.


Smith passed away on March 14, 2000.

#### SMITH'S DENVER BRONCOS CAREER RECORD

Games	Starts	Sacks	Int.	Yds.	Avg.	TD
133	72	55.5	1	6	6.0	0

#### SMITH'S NFL CAREER RECORD


Games	Starts	Sacks	Int.	Yds.	Avg.	TD
164	N/A	N/A	2	14	7.0	0




**LIONEL TAYLOR**  
6-2 • 215 • NEW MEXICO HIGHLANDS  
YEAR INDUCTED: 1984  
YEARS WITH BRONCOS: 1960-66

**END**

87



**THEN:** Lionel Taylor, one of the original Broncos, also was one of the original Ring of Famers after being inducted with the inaugural class in 1984. He finished his seven-year Broncos career (1960-66) as the franchise's all-time leader in receptions (543) and receiving yards (6,872), records he held until 1999 when he was eclipsed by Shannon Sharpe and most recently by Rod Smith. In addition, he set a Broncos record for career touchdown receptions with 44, a mark that now ties for the fourth highest in team history. He caught 92 passes for 1,235 yards (13.4 avg.) with 12 touchdowns in Denver's inaugural 1960 campaign, and his reception total that year stands as the fifth best by a second-year player in NFL history. In addition, Taylor's 12 receiving touchdowns and 1,235 receiving yards that season were Broncos single-season records until 1981 and currently rank fourth and sixth, respectively, in club annals. Taylor followed his impressive 1960 campaign with 100 receptions (1,176 yds.) in 1961 that stood as the franchise record until 2000 and currently tie for fifth on its single-season chart. Regarded by many as the possessor of the best hands in pro football, Taylor led the AFL in receiv-



ing for five of the league's first six years of existence. He never caught fewer than 76 passes in a season over those first six years, averaging 84.7 catches from 1960-65 for the highest six-year total in football history at that time. He totaled AFL/NFL bests in receptions (508) while ranking third in receiving yards (6,424) and tying for eighth in touchdown receptions (43) from 1960-65. A three-time All-AFL selection (1960-61, '65) who played in the league all-star game in 1962, Taylor registered four 1,000-yard receiving seasons and 24 100-yard receiving games during his Broncos career to rank second in the club's record book for both categories. He played collegiately at New Mexico Highlands and entered the NFL with Chicago in 1959, playing for the Bears as a linebacker for one season before joining the Broncos in 1960. He finished his professional career playing two seasons with Houston from 1967-68.


**Now:** Taylor makes his home in Albuquerque, N.M. He has done work for IMG Football, preparing players for the NFL's annual scouting combine at IMGs International Performance Institute in Bradenton, Fla. Taylor was an assistant coach on the staff of the championship teams of the Pittsburgh Steelers in the 1970s and was head coach of the England Monarchs of the World League.

#### TAYLOR'S DENVER BRONCOS RECORD

Games	Starts	Rec.	Yds.	Avg.	LG	TD
96	N/A	543	6,872	12.7	80t	44

#### TAYLOR'S NFL CAREER RECORD


Games	Starts	Rec.	Yds.	Avg.	LG	TD
121	N/A	567	7,195	12.7	80t	45



**BILLY THOMPSON**  
6-1 • 201 • MARYLAND STATE  
YEAR INDUCTED: 1987  
YEARS WITH BRONCOS: 1969-81

**SAFETY**

36



**THEN:** Billy Thompson, regarded by many as one of the best defensive backs in Denver Broncos history, was the only Ring of Fame inductee in 1987. A third-round draft choice (61st overall) of the Broncos in 1969, Thompson was the first player in team history to play 13 seasons with Denver (1969-81) with that total tying for the sixth highest in franchise annals. A team captain for many years, Thompson finished his career with more starts (178) and games played (179) than any player in Broncos history and currently ranks third and 10th, respectively, in those categories. The safety also had the longest consecutive start and games played streaks (156 games) in Broncos history at the time of his retirement, marks that currently rank first and third, respectively, in club annals. Thompson was a three-time Pro Bowl selection (1977-78, '81) who earned All-NFL honors twice (1977-78) while establishing himself as one of the game's top ballhawks, finishing his career with a club-record 61 takeaways (40 INTs/21 FUM) as a member of teams that reached the playoffs three times (1977-79), won two division titles (1977-78) and appeared in one Super Bowl (XII in 1977). His 40 career interceptions are the third most by a Bronco in team history, and Thompson stands atop the Broncos' career interception return yardage list with 784 for a 19.6-yard average that is the second best in club history. The safety scored seven defensive touchdowns for his career, reaching the end zone three times on interception returns and four times on fumble recoveries. His three interception return touchdowns tie for the second-highest total in Broncos annals while his four fumble recovery touchdowns stood as the NFL's career record for many years and currently tie for second in league history. As a rookie in 1969, Thompson became the first player in pro football history to lead his league in both kickoff (28.5 avg.) and punt return (11.5 avg.) average in the same season. He finished his career with the second-most punt return yards (1,814), seventh-best punt return average (11.56) and third-best kickoff return average (25.1) in Broncos history. Thompson enjoyed a brilliant career at Maryland State (now Maryland-Eastern Shore), earning All-CIAA honors three times as a defensive back and being named team MVP as a senior. He also twice earned NAIA All-America honors and made All-CIAA three times in baseball as a centerfielder.

**Now:** Thompson was a college scout for the Broncos for two years before moving into the position of Director of Player Relations and Alumni Coordinator. He is now the club's Director of Community Outreach and in that role coordinates the activities of the Broncos' former players, who remain a vital part of the organization. He works with the Denver Broncos Alumni Council and former Broncos players to integrate their involvement in the club's community outreach programs, which focus on youth, health and hunger initiatives. Thompson is a member of the Board of Directors of The Metropolitan State College of Denver and also volunteers time with the Urban League, Hispanic Chamber of Commerce and several other non-profit organizations. Thompson makes his home in Aurora, Colo.

#### THOMPSON'S DENVER BRONCOS CAREER RECORD

Games	Starts	Sacks	Int.	Yds.	Avg.	TD	Fum. Rec.	Fum TD	Def. TD
179	178	4.0	40	784	19.6	3	21	4	7

#### KICK RETURNS

No.	Yds.	Avg.	LG	TD
46	1,156	25.1	63	0

#### PUNT RETURNS

No.	Yds.	Avg.	LG	TD
157	1,814	11.6	60	0





## FRANK TRIPUCKA

6-2 • 192 • NOTRE DAME

YEAR INDUCTED: 1986

YEARS WITH BRONCOS: 1960-63

18

### QUARTERBACK

**THEN:** Frank Tripucka—who joined the Denver Broncos Ring of Fame in 1986—is one of the original Broncos, playing for the team from 1960-63. Tripucka led the Broncos to their first-ever .500 season in 1962 (7-7) and represented half of the Tripucka-to-Lionel Taylor passing combination as the duo (both Ring of Famers) went on to set various marks together. Tripucka, who joins John Elway and Floyd Little as one of three Broncos whose jersey number is retired, recorded his best statistical season in 1960 when he completed 248-of-478 passes (51.9%) for 3,038 yards with 24 touchdowns. His 3,038 passing yards led the AFL that year while his 24 touchdown passes tied for the second-highest total in the league. The signal-caller was selected to play in the AFL All-Star Game following a 1962 season in which in which he threw for 2,917 yards to lead Denver to a 7-7 record and a second-place finish in the AFL West. Tripucka's 7,645 passing yards and 51 touchdown passes from 1960-62 marked the second-highest totals in the AFL during those three seasons. Tripucka currently ranks fifth in Broncos history in career passing yards (7,676), attempts (1,277) and completions (662) while standing sixth in touchdown passes (51). His five career 300-yard passing games mark the third-highest total in franchise history, and he shares the team record for most touchdown passes in a game with five (10/28/62 vs. Buffalo). His 447 passing yards against Buffalo (9/15/62) stood as the Broncos' single-game record until 2000 and currently rank third in club annals. A former star at Notre Dame, Tripucka joined the Broncos after playing for Detroit (1949), the Chicago Cardinals (1950-52) and the Dallas Texans (1952).

**Now:** Tripucka is a retired beer distributor. He currently resides in New Jersey.

#### TRIPUCKA'S DENVER BRONCOS RECORD

Games	Starts	Att.	Comp.	Yards	Pct.	TD	INT	LG	Rtg.
44	42	1,277	662	7,676	51.8	51	85	96t	55.9

#### TRIPUCKA'S NFL CAREER RECORD

Games	Starts	Att.	Comp.	Yards	Pct.	TD	INT	LG	Rtg.
75	N/A	1,745	879	10,282	50.4	69	124	96t	52.2



## JIM TURNER

6-2 • 205 • UTAH STATE

YEAR INDUCTED: 1988

YEARS WITH BRONCOS: 1971-79

15

### KICKER

**THEN:** Jim Turner, a 1988 inductee into the Denver Broncos Ring of Fame, ranks as one of the most prolific kickers of all time in professional football. He never missed a game as a pro and finished with a streak of 228 consecutive appearances, including 130 in nine seasons (1971-79) as a Bronco, for whom he scored 742 points to establish himself as Denver's all-time scoring leader until Jason Elam passed his mark in 1999. Turner also ranks behind only Elam in Broncos history in career field goals made (151) and extra points made (283). Turner's 151 field goals made with Denver from 1971-79 marked the fourth-highest total in the NFL during that period while his 742 points scored were the fifth most in the league over that span. In 1977, Turner helped Denver post a 12-2 regular-season record to earn the franchise's first-ever playoff appearance en route to advancing to Super Bowl XII against Dallas. Turner was a key part of Broncos squads that earned a total of three playoff appearances (1977-79) and two division titles (1977-78). He posted his Broncos single-season high for field goals made with 25 in his first year with the club in 1971 and added a 100-point season (106 pts.) in 1973. Named the Broncos' special teams MVP in 1975, Turner joined Denver in 1971 after the club acquired him in a trade with the New York Jets. He played seven seasons for the Jets (1964-70), helping lead the club to a victory in Super Bowl III against Baltimore. At the time of his retirement, Turner ranked second in NFL career scoring with 1,439 points (currently 16th) as well as second in field goals with 304 (currently tied for 17th). Turner kicked 521 career extra points (15th in NFL history) and was the fourth player to ever reach the 500 mark. Before entering the NFL, Turner was a three-time letterman as a quarterback at Utah State University in the early 1960s.

**Now:** Turner resides in the Denver area and is active in the community. He is an academic tutor at Jefferson Senior High School and is involved with the NFL's Play it Smart program.



#### TURNER'S DENVER BRONCOS RECORD

PAT CONVERSIONS			FIELD GOALS			
Games	No.-Att.	Pct.	No.-Att.	Pct.	LG	Pts.
130	283-301	94.1	151-232	65.1	53	742

#### TURNER'S NFL CAREER RECORD

PAT CONVERSIONS			FIELD GOALS			
Games	No.-Att.	Pct.	No.-Att.	Pct.	LG	Pts.
228	521-543	95.9	304-488	62.3	53	1,439



## LOUIS WRIGHT

6-2 • 200 • SAN JOSE STATE

YEAR INDUCTED: 1993

YEARS WITH BRONCOS: 1975-86

20

### CORNERBACK

**THEN:** Louis Wright was named to the Denver Broncos Ring of Fame in 1993 following an electrifying 12-year career (1975-86) with the club as a cornerback. Selected by the Broncos in the first round (17th overall) of the 1975 NFL Draft from San Jose State University, Wright was a five-time Pro Bowl choice (1977-79, '83, '85) and is one of nine players in franchise history to be selected to at least five Pro Bowls. He was named All-NFL by *The Sporting News*, *Pro Football Weekly* and the NEA in 1977, a year in which he was a key member of Denver's 12-2 team that became the first in franchise history to make the playoffs en route to reaching Super Bowl XII against Dallas. For his career, Wright helped the Broncos earn six playoff berths (1977-79, '83-84, '86), four division titles (1977-78, '84, '86) and two Super Bowl appearances (XII in '77 and XXI in '86). He received All-AFC honors from UPI in 1985 after posting five interceptions that year while his teammates voted him Denver's MVP on defense following both the 1982 and '84 seasons. Wright played 166 career games as a Bronco, including 163 starts that ranked fourth in club history at the time of his retirement and currently stand eighth. The defensive back played every game in a season eight times, including the 1983 season in which he recorded a career and team-high six interceptions. Wright's 26 career interceptions rank seventh in club history while his 360 career interception return yards are eighth on Denver's all-time list. He recovered 11 fumbles for his career and scored twice on fumble recoveries for touchdowns. In addition, Wright scored the fourth and final touchdown of his career on a 60-yard return of a blocked field goal in overtime that gave Denver a 30-24 win against San Diego on Nov. 17, 1985. At San Jose State, Wright was a two-time letterwinner as a defensive back. He also won two letters in track and once ran the 100 in 9.6 seconds.

**Now:** Wright teaches at Mrachek Middle School in Aurora, Colo., where he currently resides. He also is an assistant coach for the Rangeview High School football team.

#### WRIGHT'S DENVER BRONCOS CAREER RECORD

Games	Starts	Sacks	Int.	Yds.	Avg.	TD	Fum. Rec.	Fum TD	Tot. TD
166	163	3.0	26	360	13.8	1	11	2	4*

\* Includes a blocked field goal returned for a touchdown (vs. S.D., 11/17/85)

#### BRONCOS ALL-TIME TWO-POINT CONVERSION HISTORY

BRONCOS				OPPONENTS			
Year	Md.	Att.	Pct.	Year	Md.	Att.	Pct.
1994	3	8	37.5	1994	5	8	62.5
1995	2	3	66.7	1995	0	2	0.0
1996	0	1	0.0	1996	2	6	33.3
1997	4	5	80.0	1997	0	0	0.0
1998	1	3	33.3	1998	2	7	28.6
1999	1	1	100.0	1999	1	3	33.3
2000	2	5	40.0	2000	0	2	0.0
2001	3	4	75.0	2001	0	1	0.0
2002	0	2	0.0	2002	1	5	20.0
2003	1	1	100.0	2003	2	3	66.7
2004	0	0	0.0	2004	0	3	0.0
2005	1	2	50.0	2005	0	1	0.0
2006	0	0	0.0	2006	1	2	50.0
2007	0	1	0.0	2007	3	3	100.0
<b>TOTALS</b>	<b>18</b>	<b>36</b>	<b>50.0</b>	<b>TOTALS</b>	<b>17</b>	<b>46</b>	<b>37.0</b>



## GARY ZIMMERMAN

6-6 • 294 • OREGON

YEAR INDUCTED: 2003

YEARS WITH BRONCOS: 1993-97

65

### TACKLE

**THEN:** Gary Zimmerman, named to the Pro Football Hall of Fame Class of 2008, was inducted into the Denver Broncos Ring of Fame in 2003. He played tackle for the Broncos for five seasons (1993-97) and became the first offensive lineman in the history of the franchise to be honored with inclusion in the Ring. A finalist for the Pro Football Hall of Fame from 2003-04 and '06-07 before he joined John Elway as the second HOF inductee who spent a primary portion of his career in Denver, Zimmerman was acquired by the Broncos in a trade from Minnesota on Aug. 24, 1993, after playing his first seven years with the Vikings. He was named to the Pro Bowl three times (1994-96) as a Bronco and helped the franchise to its first-ever World Championship with a victory over Green Bay in Super Bowl XXXII during his final season in 1997. Zimmerman, who started all 76 games played as a Bronco, helped Denver lead the NFL in total yards twice (1996-97) and record three consecutive top-5 league rushing rankings (1995-97), including an NFL-best mark in 1996. During his 12 career seasons in the NFL from 1986-97, Zimmerman started all 184 games played and was named to seven Pro Bowls (1987-89, '92, '94-96) while receiving first or second-team All-Pro honors eight times. He holds the unique distinction of being one of only a handful of players to be named to two NFL All-Decade teams (1980s and 1990s). Picked in the first round (third overall) of the 1984 supplemental draft by the New York Giants, his signing rights were traded to the Vikings for two second-round picks in the 1986 draft. He spent two seasons with the L.A. Express of the USFL before reporting to Minnesota, where he began a streak of 169 consecutive starts that lasted until 1996 when surgery sidelined him. Zimmerman, who helped the Vikings lead the NFC in rushing in 1991, anchored offensive lines that blocked for a conference's leading passer four times during his career (1986, '88, '93, '96). He played at the University of Oregon, where he received first-team All-Pacific-10 Conference honors as a senior.

**Now:** Zimmerman and his family make their home in Bend, Ore.

### ZIMMERMAN'S DENVER BRONCOS RECORD

Games	Starts
76	76

### ZIMMERMAN'S NFL CAREER RECORD

Games	Starts
184	184



## BRONCOS TEAM AWARD WINNERS

### MVP — EARL HARTMAN AWARD

	OFFENSE	DEFENSE	SPECIAL TEAMS
1995	Terrell Davis	Steve Atwater	Glyn Milburn
1994	John Elway	Steve Atwater	Ray Jacobs
1993	John Elway	Simon Fletcher	Reggie Rivers
1992	John Elway	Simon Fletcher	Keith Traylor
1991	John Elway	Dennis Smith	Alton Montgomery
1990	Bobby Humphrey	Steve Atwater	Kevin Clark
1989	Bobby Humphrey	Dennis Smith	David Treadwell
1988	John Elway/ Sammy Winder	Simon Fletcher	Ken Bell
1987	John Elway	Karl Mecklenburg	Ken Bell
1986	John Elway	Mike Harden	Darren Comeaux
1985	John Elway	Rulon Jones	Daniel Hunter
1984	Steve Watson	Louis Wright	Ken Woodard
1983	Steve Watson	Randy Gradishar	Ken Woodard
1982	Billy Bryan	Louis Wright	Rob Lytle/ Rick Upchurch
1981	Steve Watson	Bob Swenson	Jim Ryan
1980	Billy Bryan	Randy Gradishar	Fred Steinfert
1979	Craig Morton	Bob Swenson	Larry Canada
1978	Riley Odoms	Randy Gradishar	Maurice Harvey
1977	Craig Morton	Tom Jackson	Rick Upchurch
1976	Riley Odoms	Tom Jackson	Rick Upchurch
1975	Bobby Maples	Lyle Alzado	Jim Turner
1974	Otis Armstrong	Tom Jackson	Ken Criter
1973	Charley Johnson	Paul Smith	

### BOB PECK MEMORIAL AWARD

#### (MOST INSPIRATIONAL)

1995	Michael Dean Perry
1994	Shannon Sharpe
1993	Dennis Smith
1992	Dennis Smith
1991	Kenny Walker
1990	Keith Kartz
1989	Marc Munford
1988	Keith Bishop/Billy Bryan
1987	Keith Bishop
1986	Tom Jackson
1985	Tom Jackson
1984	Tom Jackson
1983	Tom Jackson
1982	Tom Jackson
1981	Tom Jackson

### BOB MARTIN AWARD

#### (FOR COOPERATION WITH THE MEDIA)

1995	Lionel Washington
1994	Shannon Sharpe
1993	Tyrone Braxton
1992	Reggie Rivers
1991	Greg Kragen
1990	Mark Jackson

## BRONCOS ALL-TIME DRAFT CHOICES

### NUMBER OF DRAFT CHOICES PER SCHOOL

- 17 — Florida
- 14 — Colorado
- 13 — Houston, Miami (Fla.), Nebraska, Southern California
- 12 — Georgia, Michigan State
- 11 — Louisiana State, Washington
- 9 — Michigan, Purdue
- 8 — Arizona State, Arkansas, Clemson, Maryland, Mississippi, Notre Dame, Oregon, Texas, Utah State, Washington State
- 7 — Kansas, Minnesota, Ohio State, Syracuse
- 6 — Arizona, Auburn, Baylor, Brigham Young, Florida A&M, Georgia Tech, Iowa, Oklahoma, San Diego, Virginia, Virginia Tech
- 5 — Alabama, Alcorn State, Boston College, Grambling, Illinois, Mississippi State, North Carolina, Northwestern, Penn State, Pittsburgh, San Jose State, Tennessee, Texas A&M, UCLA
- 4 — Arkansas State, Boise State, California, Colorado State, Florida State, Idaho, Iowa State, Jackson State, Kentucky, Louisville, Maryland-Eastern Shore, Northern Arizona, Oklahoma State, Oregon State, Pacific, Southern, Stanford, Texas A&I/Texas A&M Kingsville, Texas Christian, Tulsa, Wyoming
- 3 — Bowling Green/Bowling Green State, Detroit, Duke, Kansas State, Miami (Ohio), Montana State, North Texas State, Rice, Richmond, South Carolina, Tennessee State, Texas Tech, Texas-El Paso, Toledo, Tulane, Utah, Weber State, Wisconsin
- 2 — Alabama A&M, Bakersfield J.C., Boston University, Central Florida, Central State (Okla.), Cincinnati, Hawaii, Hillsdale, Hofstra, Holy Cross, Idaho State, Indiana, Marshall, Massachusetts, Nevada-Las Vegas, New Mexico, New Mexico State, North Carolina Central, North Dakota, Ohio, Southern Mississippi, Tuskegee, Villanova, Western Illinois, Western Michigan
- 1 — Abilene Christian, Air Force, Akron, Albany State, Albion, Arkansas-Pine Bluff, Augustana (S.D.), Ball State, Benedictine, Bloomsburg, C.W. Post, Cal. State-Humboldt, Central Michigan, Colorado College, Cornell College (Iowa), Dayton, Delaware State, Denver, Drake, Dubuque, East Carolina, Eastern Illinois, Elon College, Evansville, Findlay, Florence State, Fort Valley State, Fresno State, Furman, Harding, Howard, Howard Payne, James Madison, Kent State, Kutztown, Lamar, Liberty, Long Beach State, Louisiana Tech, Maine, McNeese State, Memphis State, Middle Tennessee State, Mississippi Valley State, Mississippi College, Morgan State, Muskingum, Northeastern Louisiana, Northeastern Missouri State, Nebraska-Omaha, New Mexico Highlands, Norfolk State, North Alabama, North Carolina State, North Dakota State, Northern Illinois, Occidental, Parsons College, Southeastern Louisiana, Salem College (W. va.), Santa Ana J.C., Savannah State, South Carolina State, South Dakota, South Dakota State, South Dakota Tech, Southern Methodist, Tampa, Temple, Tennessee Tech, Tennessee-Martin, Trinity (Conn.), Troy State, Valparaiso, Vanderbilt, Vermont, Virginia Military, Wake Forest, Wayne State (Neb.), West Texas State, West Virginia, Wichita State, William & Mary, Wisconsin-Whitewater, Wittenburg, Yankton College

### BRONCOS ALL-TIME FIRST-ROUND PICKS (SINCE 1967)

Year	Ovr.	Name	Pos.	School	Year	Ovr.	Name	Pos.	School
1967	6	Floyd Little	HB	Syracuse	1989	20	Steve Atwater	S	Arkansas
1970	11	Bob Anderson	RB	Colorado	1991	4	Mike Croel	LB	Nebraska
1971	12	Marv Montgomery	T	Southern Calif.	1992	25	Tommy Maddox	QB	UCLA
1972	5	Riley Odoms	TE	Houston	1993	11	Dan Williams	DE	Toledo
1973	9	Otis Armstrong	RB	Purdue	1996	15	John Mobley	LB	Kutztown
1974	14	Randy Gradishar	LB	Ohio State	1997	28	Trevor Pryce	DT	Clemson
1975	17	Louis Wright	CB	San Jose State	1998	30	Marcus Nash	WR	Tennessee
1976	15	Tom Glassic	G	Virginia	1999	31	Al Wilson	LB	Tennessee
1977	18	Steve Schindler	G	Boston College	2000	15	Deltha O'Neal	CB	California
1978	27	Don Latimer	DT	Miami (Fla.)	2001	24	Willie Middlebrooks	CB	Minnesota
1979	22	Kelvin Clark	T	Nebraska	2002	19	Ashley Lelie	WR	Hawaii
1981	15	Dennis Smith	S	Southern Calif.	2003	20	George Foster	T	Georgia
1982	21	Gerald Willhite	RB	San Jose State	2004	17	D.J. Williams	LB	Miami (Fla.)
1983	4	Chris Hinton	G	Northwestern	2006	11	Jay Cutler	QB	Vanderbilt
1985	26	Steve Sewell	RB	Oklahoma	2007	17	Jarvis Moss	DE	Florida
1987	27	Ricky Nattiel	WR	Florida	2008	12	Ryan Clady	T	Boise State
1988	26	Ted Gregory	NT	Syracuse					

## ALL-TIME DRAFT CHOICES

### 1960 (FIRST SELECTIONS)

Name	Pos.	School
Harry Ball	T	Boston College
Charley Britt	QB	Georgia
Dave Canary	E	Cincinnati
Paul Candro	HB	Boston University
Bill Carrico	G	North Texas State
Larry Cundiff	C	Michigan State
Bernard Darre	T	Tulane
Roger Davis	T	Syracuse
Lonnie Dennis	G	Brigham Young
John Dingens	T-G	Detroit
Maurice Duke	G	Texas
Mike Dowdle	FB	Texas
Wayne Hawkins	T	Pacific
Gary Huber	C	Miami (Ohio)
Dave Hudson	E	Florida
Claude King	HB	Houston
Don Klochak	FB	North Carolina
Roger LeClerc	C	Trinity (CT)
Dean Look	QB	Michigan State
Bill Mathis	HB	Clemson
Ken McNeece	T-G	San Jose State
James Monroe	QB	Arkansas
Ray Norton	HB	San Jose State
Robert Rosbaugh	HB	Miami (Fla.)
Mel Semenko	E	Colorado
Lebron Shields	T	Tennessee
Jack Spikes	FB	Texas Christian
Howard Turley	E	Louisville
Jim Walden	QB	Wyoming
Willie West	HB	Oregon
John Willener	G	Oregon
Bob Yates	T	Syracuse
Ken Young	E	Valparaiso
Bob Zimpter	T-G	Bowling Green

### 1960 (SECOND SELECTIONS)

Name	Pos.	School
Mel Branch	T-G	Louisiana State
Ronnie Cain	E	Kentucky
Jack Campbell	E	Toledo
Tom Chapman	E	Detroit
LaVelle Coleman	HB	Western Michigan
Jim Colvin	T-G	Houston
Teddy Foret	T-G	Auburn
Bobby Green	HB	Florida
Jack Hanlon	HB	Penn State
George Hersberger	T-G	Wichita State
Sam Homer	HB	Virginia Military
Bob Hudson	E	Lamar
Vic Jones	HB	Indiana
Billy Luplow	T-G	Arkansas
George Phelps	HB	Cornell College (Iowa)
Tom Roberts	T-G	Georgia Tech
Sam Stenger	C	Denver
Olin Treadway	QB	Iowa
John Wilkins	T-G	So. California
Emmet Wilson	T-G	Georgia Tech

### 1961

Rd.	Name	Pos.	School
1	Bob Gaiters	HB	New Mexico State
2	Jerry Hill	HB	Wyoming
3	Chas Strange	C	Louisiana State
4a	Roland McDole	T	Nebraska
4b	Sonny Davis (from N.Y.)	E	
5	Charles Cowan	E	New Mex. Highlands
6	Dale Evans	HB	Kansas State
7	Pat Patchen	E	Florida
9	Phil Nugent	QB	Tulane
10	Chas. Sturgeon	HB	Kentucky
11	John Simko	E	Augustana (S.D.)
12	Jerry Miller	E	Howard Payne
13	Ron Greene	G	Washington State

14	Bill Cooper	FB	Muskingum
15	Willie Crafts	G	Texas A&I
16	Jim Larkin	T	Hillsdale
17	Chuck Weiss	FB	Colorado
18	Chick Graning	HB	Georgia Tech
19	John Hobbs	G	Maryland-E. Shore
20	Buck McLeod	T	Baylor
21	Jim Morgan	HB	Iowa State
22	Tom Hackler	E	Tennessee Tech
23	Tom Jewell	T	Idaho State
24	E. A. Simms	E	New Mexico State
25	Pete Samms	T	Central State (Okla.)
26	Sam Smith	HB	Florence State
27	Donald Olson	HB	Nebraska
28	Wayne Lee	G	Colorado State
29	Archie Cobb	T	Nebraska
30	Dave Mills	HB	N.E. Missouri State

### 1962

Rd.	Name	Pos.	School
1	Merlin Olsen	T	Utah State
2	Jerry Hillebrand	E	Colorado
3	Charles Holmes	FB	Maryland-E. Shore
4	John Furman	QB	Texas-El Paso
7	John McGeever	HB	Auburn
8	Elbert Harris	HB	S.E. Louisiana
9	Larry Jepson	C	Furman
10	Gale Weidner	QB	Colorado
11	Mike Kline	G	Oregon State
13	Bob Cegelski	C	Montana State
14	Sonny Gibbs	QB	Texas Christian
15	Bill Louden	G	Benedictine
16	Gary Ballman	HB	Michigan State
17	Jerry Tarr	E	Oregon
18	Pete Schenk	E	Washington State
20	Mike Martin	E	Washington State
21	Jim Perkins	T	Colorado
22	Don Kasso	HB	Oregon State
23	Ken Tureaud	HB	Michigan
24	Neil Thomas	G	Hillsdale
25	Dave Edwards	E	Auburn
26	Jim Roberts	T	Mississippi
27	Andy VonSonn	C	UCLA
28	Paul Holmes	C	Georgia
29	Lynn Hoyem	T	Long Beach State
30	Walter Mince	HB	Arizona
31	Bill Williamson	T	Bakersfield J.C.
32	Vester Flanagan	T	Cal. State-Humboldt
33	Duane Allen	E	Santa Ana J.C.
34	Steve Stonebraker	E	Detroit

### 1963

Rd.	Name	Pos.	School
1	Kermit Alexander	HB	UCLA
2a	Ray Poage (from New York)	FB	Texas
2b	Tom Nomina	T	Miami (Ohio)
3	Tommy Janik	HB	Texas A&I
4	Lou Slaby	LB	Pittsburgh
5	Ray Mansfield	C	Washington
6	Anton Peters	T	Florida
7a	Mickey Slaughter (from San Diego)	QB	Louisiana Tech
7b	Paul Flatley	E	Northwestern
8a	Hewitt Dixon (from Buffalo)	FB	Florida A&M
8b	John Griffin	HB	Memphis State
9	Marv Fleming	E	Baylor
10a	Lonnie Sanders	HB	Michigan State
10b	Pat Richter (from Houston)	E	Wisconsin
11	Billy Joe	FB	Villanova
12	John Gamble	E	Pacific
13	James Maples	C	Baylor
15	Winston Freeman	E	North Texas State
16	David Crossan	G	Maryland

17	Bob Paremire	HB	Florida A&M
18	Charles Mitchell	HB	Washington
19a	Frank Baker	FB	Toledo
19b	Bruce Starling (from Dallas)	HB	Florida
20	Dan Grimm	G	Colorado
21	Ross Nolan	E	N.E. Louisiana
22	Dave Mathiesen	QB	Washington State
23	Billy Mooty	HB	Arkansas
24	C.B. Simons	LB	Stanford
25	Forest Farmer	LB	Purdue
26	Monte Day	T	Fresno State
27	John Sellers	T	Bakersfield J.C.
28	Bill Reddell	HB	Occidental
29	Kern Carson	HB	San Diego State

### 1964

Rd.	Name	Pos.	School
1	Bob Brown	T	Nebraska
3a	Marv Woodson	DB	Indiana
3b	Matt Snorton (from Boston)	DE-E	Michigan State
6a	Don Shackelford	T	Pacific
6b	Al Denson	FL	Florida A&M
7	Ray Kubala (from Oakland)	C-T	Texas A&M
7a	Jerry Richardson (from Houston)	LB	West Texas State
8	Wally Hilgenberg	G-LB	Iowa
9	John Mims	T	Rice
12	Paul Krause	DB	Iowa
13	Charley Parker	G	Southern Mississippi
14	Bob Hayes	HB	Florida A&M
15	Chuck Logan	E	Northwestern
16	Bob Cherry	E	Wittenburg
17	Jim McNaughton	E	Utah State
18	George Mira	QB	Miami (Fla.)
19	Odell Barry	FL	Findlay
21	Dick Herzog	T	Drake
22	Gary Lewis	HB	Arizona State
23	Ken Brusvan	T	Oregon State
24	Mickey Bitsko	LB	Dayton
25	Jim Jones	E	Wisconsin
26	Bob Berry	QB	Oregon

### 1965

Rd.	Name	Pos.	School
2	Dick Butkus	LB	Illinois
3	Glen Ressler	C	Penn State
4	George Donnelly	DB	Illinois
5a	Bob Breitenstein	T	Tulsa
5b	Max Leetow (from Oakland)	DT	Idaho
6	Tom Wilhelm	T	Syracuse
7	Jim Garcia	DE	Purdue
8	John Holman	G	Wisconsin
9	Gary Bussell	DB	Georgia Tech
10	Gene Jeter	LB	Arkansas-Pine Bluff
11	Tom Vaughan	HB	Iowa State
12	Tom Myers	QB	Northwestern
13	Mike Stofalino	LB	Villanova
14	John Frick	G	Ohio
15	Jeff Jordan	DB	Tulsa
16	Brian Schweda	T	Kansas
18	Larry Dupree	HB	Florida
19	Ron Oelschlager	HB	Kansas
20	Terry Metchner	G	Albion

### 1966

Rd.	Name	Pos.	School
1	Jerry Shay	T	Purdue
2	Freeman White	E	Nebraska
3	Bob Hadrick	E	Purdue
4	Randy Johnson	QB	Texas A&I
5	Billy Clay	DB	Mississippi
6	James Fulgham	T	Minnesota
7	Jerry Jone	G	Bowling Green
7a	Scotty Glacken (from Buffalo)	QB	Duke
8	Goldie Sellers	DB	Grambling
9	Ron Sbranti	LB	Utah State

10	Larry Cox	T	Abilene Christian
11	James Burns	G	Northwestern
13	Eric Crabtree	DB	Pittsburgh
14	Fred Forsberg	DT	Washington
15	Mike Ringer	DB	Oklahoma
16	Frank Rogers	K	Colorado
17	Gary Eickman	DE	Illinois
18	Tom Talaga	T	Notre Dame
19	Tom Coughlin	DE	Miami (Fla.)
20	Cliff Hysell	T	Montana State

### 1967

Rd.	No.	Name	Pos.	School
1	6	Floyd Little	HB	Syracuse
2	32	Thomas Beer	TE	Houston
3a	58	Mike Current (from Miami)	T	Ohio State
3b	59	George Goeddeke	C	Notre Dame
4	85	Carl Cunningham	DE	Houston
5a	110	Fran Lynch (from Miami)	FB	Hofstra
5b	113	John Huard	LB	Maine
6	139	Neal Sweeney	E	Tulsa
7	165	Frank Richters	G	Georgia
8	191	Tom Cassese	E	C.W. Post
9	217	James Summers	DB	Michigan State
10	243	Paul Krause	QB	Dubuque
11	269	Lou Andrus	DE	Brigham Young
13	321	Dennis Furjanic	DE	Houston
14	347	Tom Francisco	HB	Virginia Tech
15	373	Donald Smith	G	Florida A&M
16	399	Jack Lentz	QB	Holy Cross
17	425	Wayne Valley	T	Oregon State

### 1968

Rd.	No.	Name	Pos.	School
2	31	Curley Culp	DE	Arizona State
3a	58	Garrett Ford	RB	West Virginia
3b	75	Robert Vaughan (from Kansas City)	T	Mississippi
4a	91	Gordon Lambert (from Miami)	LB	Tennessee-Martin
4b	102	Drake Garrett (from Kansas City)	DB	Michigan State
4c	111	Gus Holloman (from Cincinnati)	DB	Houston
8	196	Steve Holloway	DB	Weber State
9	222	Paul Smith	LB	New Mexico
10	252	Bob Langford	T	Middle Tenn. St.
12	304	Robert Hendrix	T	Mississippi
13	330	Charles Greer	DB	Colorado
14	357	Marlin Briscoe	RB	Nebraska-Omaha
15	386	Jeff Kuhlman	LB	Vermont
16	412	Adin Brown	LB	William & Mary
17	438	Steve Grady	RB	So. California

### 1969

Rd.	No.	Name	Pos.	School
2	36	Grady Cavness	DB	Texas-El Paso
3	61	Bill Thompson	DB	Maryland-E. Shore
4a	84	Mike Schnitker (from Boston through Kansas City)	LB	Colorado
4b	88	Edward Hayes (from Buffalo)	DB	Morgan State
5	113	Frank Quayle	RB	Virginia
6a	131	Wandy Williams (from Buffalo)	RB	Hofstra
6b	140	Mike Coleman	RB	Tampa
7	165	Al Giffin	TE	Auburn
9	217	Henry Jones	RB	Grambling
10	244	Jim Smith	DB	Utah State
11	270	Alan Pastrana	QB	Maryland
12	296	Wes Plummer	DB	Arizona State
13	321	John Sias	SE	Georgia Tech
14	348	Gary Crane	LB	Arkansas State
15	373	Errol Kahoun	G	Miami (Ohio)
16	400	Billy Woods	DB	North Texas State
17	425	Buster O'Brien	QB	Richmond



## ALL-TIME DRAFT CHOICES, CONT.

### 1970

Rd.	No.	Name	Pos.	School
1	11	Bob Anderson	RB	Colorado
2	37	Alden Roche	DE	Southern
3	63	John Kohler	T	South Dakota
4	89	Jerry Hendren	WR	Idaho
5	115	Bill McKoy	LB	Purdue
6	141	John Mosier	TE	Kansas
7	167	Randy Montgomery	CB	Weber State
8	208	Lewis Porter	RB	Southern
<i>(from Kansas City)</i>				
9	219	Dave Washington	LB	Alcorn State
10	247	Maurice Fullerton	DT	Tuskegee
11	271	Cleve Bryant	DB	Ohio University
12	301	Greg Jones	RB	UW-Whitewater
13	323	Jim McKoy	CB	Parsons College
14	349	Jeff Slipp	LB	Brigham Young
15	375	Maher Barakat	K	S. Dakota Tech
16	401	Bob Stewart	QB	Northern Arizona
17	427	Frank Kalfoss	K	Montana State

### 1971

Rd.	No.	Name	Pos.	School
1	12	Marv Montgomery	T	So. California
2	35	Dwight Harrison	WR	Texas A&I
4a	79	Lyle Alzado	DE	Yankton College
<i>(from Boston)</i>				
4b	87	Cleo Johnson	CB	Alcorn State
6	139	Harold Phillips	C	Michigan State
7	165	Doug Adams	CB	Ohio State
8	187	Tom Beard	LB	Michigan State
<i>(from Houston)</i>				
9	217	John Handy	LB	Purdue
10	243	Carlis Harris	WR	Idaho State
11	269	Roger Roitsch	DT	Rice
12	295	Floyd Franks	WR	Mississippi
13	321	Craig Blackford	QB	Evansville
14	350	Tommy Lyons	C	Georgia
15	373	Lawrence James	RB	Norfolk State
16	399	Steve Thompson	DT	Minnesota
17	425	Jack Simcsak	P-K	Virginia Tech

### 1972

Rd.	No.	Name	Pos.	School
1	5	Riley Odoms	TE	Houston
3	58	Bill Phillips	LB	Arkansas State
4	102	Tom Graham	LB	Oregon
<i>(from Minnesota)</i>				
5	118	Jim Krieg	WR	Washington
<i>(from Philadelphia)</i>				
8	186	Ronnie Estay	LB	Louisiana State
9	214	Floyd Priestner	DB	Boston University
10	239	Richard Wilkins	DE	Maryland-E. Shore
11	263	Larry Brunson	WR	Colorado
12	292	Randy McDougall	DB	Weber State
13	317	Bob Warner	RB	Bloomsburg
14	342	Jerome Kundich	G	Texas-El Paso
15	370	Skip Parmenter	DT	Massachusetts
16	395	Tom Bougas	RB	Boston College
17	420	Lou Harris	RB	So. California

### 1973

Rd.	No.	Name	Pos.	School
1	9	Otis Armstrong	RB	Purdue
2	36	Barney Chavous	DE	S. Carolina St.
3a	54	Paul Howard	G	Brigham Young
<i>(from New Orleans through Wash. &amp; Cleve.)</i>				
3b	70	John Wood	DT	Louisiana State
<i>(from San Francisco through Wash. &amp; S.D.)</i>				
4	88	Tom Jackson	LB	Louisville
5	113	Charles McTorry	DB	Tennessee State
7a	165	Mike Askea	T	Stanford
7b	166	John Grant	DE	So. California
<i>(from Baltimore)</i>				
9	217	Lyle Blackwood	DB	Texas Christian
10	244	Al Marshall	WR	Boise State
11	269	Elton Brown	DT	Utah State

12	296	Jim O'Malley	LB	Notre Dame
13a	319	Ed Smith	DE	Colorado College
<i>(from Buffalo)</i>				
13b	321	Ed White	RB	Tulsa
14	348	John Hufnagel	QB	Penn State
15	373	Calvin Jones	DB	Washington
16a	398	Oliver Ross	RB	Alabama A&M
<i>(from Buffalo)</i>				
16b	200	Ken Muhlebeier	C	Idaho
17	425	Kenneth Morgan	TE	Elon College

### 1974

Rd.	No.	Name	Pos.	School
1	14	Randy Gradishar	LB	Ohio State
2	42	Carl Wafer	DT	Tennessee State
3	68	Claudie Minor	T	San Diego State
<i>(from Cleveland)</i>				
4	92	Ozell Collier	CB	Colorado
6	145	John Winesberry	WR	Stanford
10	248	Charlie Johnson	CB	Southern
11	276	Steve Buchanan	RB	Holy Cross
12	301	Larry Cameron	LB	Alcorn State
13	326	John Clerkley	DT	Fort Valley State
14	345	Rich Marks	DB	Northern Illinois
15	379	Piel Pennington	QB	Massachusetts
16	404	Darrell Austin	T	South Carolina
17	432	Boyd Brown	TE	Alcorn State

### 1975

Rd.	No.	Name	Pos.	School
1	17	Louis Wright	CB	San Jose State
2	43	Charlie Smith	DE	N. Carolina Cent.
3a	54	Mike Franckowiak	QB/KS	Central Michigan
<i>(from New York Giants)</i>				
3b	69	Drew Mahalic	LB	Notre Dame
4a	84	Steve Taylor	DB	Georgia
<i>(from Kansas City)</i>				
4b	95	Rick Upchurch	WR	Minnesota
5a	107	Stan Rogers	T	Maryland
<i>(from Atlanta)</i>				
5b	121	Rubin Carter	DT	Miami (Fla.)
8	199	Steve Foley	S/QB	Tulane
9	225	Roussell Williams	DB	Arizona
10	240	Hank Englehardt	C	Pacific
<i>(from Kansas City)</i>				
10	251	Steve Haggerty	WR	Nevada-Las Vegas
12	303	Harry Walters	LB	Maryland
13	329	Eric Penick	RB	Notre Dame
14	355	Jerry Arnold	G	Oklahoma
15	381	Ken Shelton	TE	Virginia
16	401	Bubba Bridges	DT	Colorado
17	433	Lester Sherman	RB	Albany State

### 1976

Rd.	No.	Name	Pos.	School
1	15	Tom Glassic	G	Virginia
2	43	Kurt Knoff	S	Kansas
4	107	Craig Penrose	QB	San Diego State
5	139	Lonnie Perrin	RB	Illinois
8	224	James Betterson	RB	North Carolina
9a	252	Jim Czirr	C	Michigan
9b	260	Jim Lisko	LB	Arkansas State
<i>(from St. Louis)</i>				
10	278	Art Gilliam	DE	Grambling
11	306	Greg Pittman	LB	Iowa State
12	334	Randy Moore	DT	Arizona State
13	362	Donnie McGraw	CB	Houston
14	390	Larry Evans	LB	Mississippi Coll.
15	418	Wilbur Summers	P	Louisville
16	446	John Huddleston	LB	Utah
17	474	Randy Cozens	LB	Pittsburgh

### 1977

Rd.	No.	Name	Pos.	School
1	18	Steve Schindler	G	Boston College
2	45	Rob Lytle	RB	Michigan
4	101	Bill Bryan	C	Duke

7	185	Larry Swider	P	Pittsburgh
8	212	Calvin Culliver	RB	Alabama
9	241	Charles Jackson	NT	Washington
10	268	Orna Middlebrook	WR	Arkansas State
11	297	Phil Heck	LB	California
12	324	Scott Levenhagen	TE	Western Illinois

### 1978

Rd.	No.	Name	Pos.	School
1	27	Don Latimer	DT	Miami (Fla.)
2	55	Bill Gay	TE	So. California
8	221	Frank Smith	T	Alabama A&M
10	277	Vince Kinney	WR	Maryland
11	305	Lacy Brumley	T	Clemson

### 1979

Rd.	No.	Name	Pos.	School
1	22	Kelvin Clark	T	Nebraska
3	77	Bruce Radford	DE	Grambling
4	105	Charles Jefferson	DB	McNeese State
5	132	Rick Leach	QB	Michigan
6	148	Jeff McIntyre	LB	Arizona State
7	188	Luke Prestridge	P	Baylor
9	242	Charlie Taylor	WR	Rice
11	297	Zachary Dixon	RB	Temple
12	325	David Jacobs	K	Syracuse

### 1980

Rd.	No.	Name	Pos.	School
2	42	Rulon Jones	DE	Utah State
<i>(from Cleveland)</i>				
3	74	Larry Carter	DB	Kentucky
4	107	Rick Parros	RB	Utah State
5a	131	Mike Harden	S	Michigan
5b	136	Laval Short	NT	Colorado
<i>(from San Diego)</i>				
6	157	Keith Bishop	G	Baylor
7	184	John Havekost	G	Nebraska
8	197	Don Coleman	WR	Oregon
<i>(from Baltimore)</i>				
9	243	Greg Bracelin	LB	California
10	270	Virgil Seay	RS	Troy State
11	297	Phil Farris	WR	North Carolina

### 1981

Rd.	No.	Name	Pos.	School
1	15	Dennis Smith	S	So. California
2	42	Clay Brown	TE	Brigham Young
4	98	Mark Herrmann	QB	Purdue
5	125	Ken Lanier	T	Florida State
6	151	Alvin Lewis	RB	Colorado State
7	181	Steve Busick	LB	So. California
9	234	Rusty Olsen	DE	Washington
11	290	Pat Walker	WR	Miami (Fla.)
12a	317	John Hankner	LB	Notre Dame
<i>(from Detroit)</i>				
12b	321	Mandel Robinson	RB	Wyoming

### 1982

Rd.	No.	Name	Pos.	School
1	21	Gerald Willhite	RB	San Jose State
<i>(from Buffalo)</i>				
2	50	Orlando McDaniel	WR	Louisiana State
4	106	Dan Plater	WR	Brigham Young
<i>(from Buffalo)</i>				
5	131	Sammy Winder	RB	Southern Mississippi
7	189	Alvin Ruben	DE	Houston
9	243	Keith Uecker	T	Auburn
10	274	Ken Woodward	LB	Tuskegee
11	300	Stuart Yatsko	G	Oregon
12	327	Brian Clark	G	Clemson

### 1983

Rd.	No.	Name	Pos.	School
1	4	Chris Hinton	G	Northwestern
2	31	Mark Cooper	T	Miami (Fla.)
3	60	Clinton Sampson	WR	San Diego State
5a	116	Weedy Harris	LB	Houston

5b	125	Bruce Baldwin	CB	Harding
<i>(from New Orleans)</i>				
6	143	Victor Heflin	CB	Delaware State
7	172	Myron Dupree	CB	N. Carolina Cent.
8	197	Gary Kubiak	QB	Texas A&M
<i>(from Baltimore)</i>				
9	228	Brian Hawkins	CB	San Jose State
10	254	Walt Bowyer	DE	Arizona State
11	283	Don Bailey	C	Miami (Fla.)
12	310	Karl Mecklenburg	NT/DE	Minnesota

### 1984

Rd.	No.	Name	Pos.	School
2	46	Andre Townsend	NT/DE	Mississippi
3	78	Tony Lilly	S	Florida
4	89	Randy Robbins	CB	Arizona
<i>(from San Diego through Tampa Bay)</i>				
6	159	Aaron Smith	LB	Utah State
7	186	Clarence Kay	TE	Georgia
8a	207	Winford Hood	G	Georgia
<i>(from Green Bay)</i>				
8b	218	Scott Garnett	NT	Washington
9	245	Chris Brewer	RB	Arizona
10	272	Bobby Micho	TE	Texas
11	298	Gene Lang	RB	Louisiana State
12	326	Murray Jarman	WR	Clemson

### 1984 SUPPLEMENTAL DRAFT

Rd.	No.	Name	Pos.	School
1	19	Freddie Gilbert	DE	Georgia
2	46	Rick Massie	WR	Kentucky
3	78	Reggie Smith	T	Kansas

### 1985

Rd.	No.	Name	Pos.	School
1	26	Steve Sewell	RB	Oklahoma
2a	31	Vance Johnson	WR	Arizona
<i>(from Houston)</i>				
2b	54	Simon Fletcher	DE	Houston
4	110	Keli McGregor	TE	Colorado State
5	139	Billy Hinson	G	Florida
<i>(from Miami)</i>				
7	194	Dallas Cameron	NT	Miami (Fla.)
8	222	Eric Riley	CB	Florida State
9	249	Daryl Smith	CB	North Alabama
10a	269	Buddy Funck	QB	New Mexico
<i>(from New England)</i>				
10b	278	Ron Anderson	LB	Southern Methodist
11	306	Gary Rolle	WR	Florida
12	334	Dan Lynch	G	Washington St.

### 1986

Rd.	No.	Name	Pos.	School
4	104	Jim Juriga	G	Illinois
5	134	Tony Colorito	NT	So. California
6a	151	Orson Mobley (from Green Bay)	TE	Salem College (WV)
6b	161	Mark Jackson	WR	Purdue
7	188	Ray Phillips	LB	N. Carolina St.
8	217	Bruce Klostermann	LB	S. Dakota St.
9	244	Joe Thomas	WR	Miss. Valley St.
10	271	Victor Hall	TE	Jackson State
11	301	Thomas Dendy	RB	South Carolina

## ALL-TIME DRAFT CHOICES, CONT.

1988				
Rd.	No.	Name	Pos.	School
1	26	Ted Gregory	NT	Syracuse
2	45	Gerald Perry	T	Southern
3	79	Kevin Guidry	CB	Louisiana State
5	136	Corris Ervin	CB	Central Florida
7a	174	Pat Kelly (from L.A. Rams)	TE	Syracuse
7b	192	Garry Frank	G	Mississippi State
9	248	Mel Farr Jr.	RB	UCLA
10	268	Channing Williams (from Pittsburgh)	RB	Arizona
11	304	Richard Calvin	RB	Washington State
12	332	Johnny Carter	NT	Grambling
1989				
Rd.	No.	Name	Pos.	School
1	20	Steve Atwater (from Cleveland)	S	Arkansas
2a	41	Doug Widell	G/T	Boston College
2b	47	Warren Powers (from Cleveland)	DE	Maryland
3	69	Darrell Hamilton	T	North Carolina
4	97	Jake McCullough	DE	Clemson
5	132	Darren Carrington (from Cleveland)	CB	Northern Arizona
6	152	Anthony Stafford	WR	Oklahoma
7	180	Melvin Bratton	RB	Miami (Fla.)
8	208	Paul Green	TE	So. California
9a	236	Monte Smith	G	North Dakota
9b	241	Wayne Williams (from Cleveland)	RB	Florida
10	264	Anthony Butts	NT	Mississippi State
11	292	Richard Shelton	CB	Liberty
12	320	John Javis	WR	Howard
1989 SUPPLEMENTAL DRAFT				
Rd.	No.	Name	Pos.	School
1		Bobby Humphrey	RB	Alabama
1990				
Rd.	No.	Name	Pos.	School
2	52	Alton Montgomery	DB	Houston
4	92	Jeroy Robinson (from Dallas)	LB	Texas A&M
5a	111	Jeff Davidson (from Atlanta)	G	Ohio State
5b	136	Le-Lo Lang	DB	Washington
6	164	Ronnie Haliburton	TE	Louisiana State
7	192	Shannon Sharpe	WR	Savannah State
8	219	Brad Leggett	C	So. California
9	247	Todd Ellis	QB	South Carolina
10a	259	James Szymanski (from Indianapolis)	DE	Michigan State
10b	275	Anthony Thompson	LB	East Carolina
1991				
Rd.	No.	Name	Pos.	School
1	4	Mike Croel	LB	Nebraska
2	30	Reggie Johnson	TE	Florida State
3	61	Keith Traylor	LB	Central State (Okla.)
4	89	Derek Russell (from L.A. Rams)	WR	Arkansas
5	115	Greg Lewis	RB	Washington
6	142	Nick Subis	T/C	San Diego State
8	200	Kenny Walker	DE	Nebraska
9	227	Don Gibson	NT	So. California
10	253	Curtis Mayfield	WR	Oklahoma State
11	284	Shawn Moore	QB	Virginia
1992				
Rd.	No.	Name	Pos.	School
1	25	Tommy Maddox	QB	UCLA
2	54	Shane Dronett	DE	Texas
4	110	Chuck Johnson	T/G	Texas
5	137	Frank Robinson	CB	Boise State
7a	170	Ron Geater (from Tampa Bay)	DE	Iowa

7b	181	Jim Johnson (from New York Jets)	T	Michigan State
7c	193	Jon Bostick	WR	Nebraska
8	208	Dietrich Lockridge (from New York Jets)	T/G	Jackson State
9	249	Muhammad Oliver	CB	Oregon
10	278	Bob Meeks	C/T	Auburn
11	305	Cedric Tillman	WR	Alcorn State
12	334	John Granby	CB/S	Virginia Tech
1993				
Rd.	No.	Name	Pos.	School
1	11	Dan Williams (from Cleveland)	DE	Toledo
2	43	Glyn Milburn	RB	Stanford
3a	69	Rondell Jones (from L.A. Rams)	S	North Carolina
3b	70	Jason Elam	P/K	Hawaii
4	98	Jeff Robinson	DE	Idaho
5	126	Kevin Williams	RB	UCLA
6	154	Melvin Bonner	WR	Baylor
7a	169	Clarence Williams (from New England)	TE	Washington State
7b	182	Tony Kimbrough	WR	Jackson State
8	210	Brian Stablein	WR	Ohio State
1994				
Rd.	No.	Name	Pos.	School
2	51	Allen Aldridge	LB	Houston
4	123	Randy Fuller	CB	Tennessee State
7a	210	Keith Burns	LB	Oklahoma State
7b	212	Butler By'not'e (from Green Bay)	RB	Ohio State
7c	218	Tom Nalen (from New York Giants)	C	Boston College
1995				
Rd.	No.	Name	Pos.	School
4a	121	Jamie Brown (from Minnesota)	T	Florida A&M
4b	124	Ken Brown (from Dallas)	LB	Virginia Tech
5	146	Phil Yeboah-Kodie	LB	Penn State
6a	182	Fritz Fequiere	G	Iowa
6b	196	Terrell Davis (from Minnesota)	RB	Georgia
7a	218	Steve Russ	LB	Air Force
7b	222	Byron Chamberlain (from Atlanta)	WR	Wayne State (Neb.)
1996				
Rd.	No.	Name	Pos.	School
1	15	John Mobley	LB	Kutztown
2	44	Tory James	CB	Louisiana State
3a	65	Detron Smith (from Baltimore)	FB	Texas A&M
3b	78	Mark Campbell	DT	Florida
4a	100	Jeff Lewis (from Baltimore)	QB	Northern Arizona
4b	122	Darrius Johnson (from Carolina)	CB	Oklahoma
5	149	Patrick Jeffers (from Carolina)	WR	Virginia
6	181	Tony Veland	S	Nebraska
7a	213	Leslie Ratliffe (from Baltimore)	T	Tennessee
7b	226	Chris Banks	G	Kansas
7c	235	L.T. Levine	RB	Kansas
7d	236	Brian Gragert (from Carolina)	P	Wyoming
1997				
Rd.	No.	Name	Pos.	School
1	28	Trevor Pryce	DT	Clemson
3	67	Dan Neil	G/C	Texas
4	124	Cory Gilliard	S	Ball State

1998				
Rd.	No.	Name	Pos.	School
1	30	Marcus Nash	WR	Tennessee
2	61	Eric Brown	S	Mississippi State
3	91	Brian Griese	QB	Michigan
4	122	Curtis Alexander	RB	Alabama
5	153	Chris Howard	RB	Michigan
7a	200	Trey Teague (from Philadelphia)	T	Tennessee
7b	219	Nate Wayne	LB	Mississippi
1999				
Rd.	No.	Name	Pos.	School
1	31	Al Wilson	LB	Tennessee
2a	58	Montae Reagor (from San Francisco)	DE	Texas Tech
2b	61	Lennie Friedman	G	Duke
3a	67	Chris Watson (from Carolina)	CB	Eastern Illinois
3b	93	Travis McGriff	WR	Florida
4	127	Olandis Gary	RB	Georgia
5a	158	David Bowers (from Dallas)	LB	Western Illinois
5b	167	Darwin Brown (compensatory selection)	CB	Texas Tech
6a	179	Desmond Clark (from Washington)	TE	Wake Forest
6b	204	Chad Plummer (compensatory selection)	WR	Cincinnati
7a	218	Billy Miller (from Washington)	WR	So. California
7b	238	Justin Swift	TE	Kansas State
2000				
Rd.	No.	Name	Pos.	School
1	15	Deltha O'Neal (from Baltimore)	CB	California
2a	40	Ian Gold	LB	Michigan
2b	45	Kenoy Kennedy (from Baltimore)	S	Arkansas
3	70	Chris Cole	WR	Texas A&M
4a	101	Jerry Johnson	DT	Florida State
4b	112	Cooper Carlisle (from Carolina)	G/T	Florida
5	154	Muneer Moore (from Seattle)	WR	Richmond
6	189	Mike Anderson (from St. Louis)	RB	Utah
7a	214	Jarius Jackson	QB	Notre Dame
7b	246	Leroy Fields (compensatory selection)	WR	Jackson State
2001				
Rd.	No.	Name	Pos.	School
1	24	Willie Middlebrooks	CB	Minnesota
2	51	Paul Tovissi (from Tampa Bay through Buffalo)	DE	Marshall
3	87	Reggie Hayward	DE	Iowa State
4a	113	Ben Hamilton (from Green Bay)	C	Minnesota
4b	120	Nick Harris	P	California
6	190	Kevin Kasper	WR	Iowa
2002				
Rd.	No.	Name	Pos.	School
1	19	Ashley Lelie	WR	Hawaii
2	51	Clinton Portis	RB	Miami (Fla.)
3	96	Dorsett Davis (from New England through Wash. and Balt.)	DT	Mississippi State
4	131	Sam Brandon (from New England)	S	Nevada-Las Vegas
5	144	Herb Haygood (from New England)	WR	Michigan State
6	191	Jeb Putzier	TE	Boise State
7a	228	Chris Young (from Atlanta)	S	Georgia Tech
7b	231	Monsanto Pope	DT	Virginia

2003				
Rd.	No.	Name	Pos.	School
1	20	George Foster	T	Georgia
2	51	Terry Pierce	LB	Kansas State
4a	108	Quentin Griffin (from Carolina)	RB	Oklahoma
4b	114	Nick Eason	DT	Clemson
4c	128	Bryant McNeal (from Green Bay through Carolina)	DE	Clemson
5a	157	Ben Claxton (from New England)	C	Mississippi
5b	158	Adrian Madise	WR	Texas Christian
6	194	Aaron Hunt	DE	Texas Tech
7a	227	Clint Mitchell	DE	Florida
7b	235	Ahmaad Galloway	RB	Alabama
2004				
Rd.	No.	Name	Pos.	School
1	17	D.J. Williams (from Cincinnati)	LB	Miami (Fla.)
2a	41	Tatum Bell (from Washington)	RB	Oklahoma State
2b	54	Darius Watts	WR	Marshall
3	85	Jeremy LeSueur	CB	Michigan
5	152	Jeff Shoate	CB	San Diego State
6a	171	Triandos Luke (from Washington)	WR	Alabama
6b	190	Josh Sewell	C	Nebraska
7a	225	Matt Mauck	QB	Louisiana State
7b	247	Brandon Miree	RB	Pittsburgh
7c	250	Bradlee Van Pelt	QB	Colorado State
2005				
Rd.	No.	Name	Pos.	School
2	56	Darrent Williams	CB	Oklahoma State
3a	76	Karl Paymah (from Washington)	CB	Washington State
3b	97	Domonique Foxworth (compensatory selection)	CB	Maryland
3c	101	Maurice Claret (compensatory selection)	RB	Ohio State
6	200	Chris Myers	OL	Miami (Fla.)
7	239	Paul Ernster	K	Northern Arizona
2006				
Rd.	No.	Name	Pos.	School
1	11	Jay Cutler (from St. Louis)	QB	Vanderbilt
2	61	Tony Scheffler	TE	Western Michigan
4a	119	Brandon Marshall (from Washington)	WR	Central Florida
4b	126	Elvis Dumervil	DE	Louisville
4c	130	Domenik Hixon (compensatory selection)	WR	Akron
5	161	Chris Kuper	G	North Dakota
6	198	Greg Eslinger	C	Minnesota
2007				
Rd.	No.	Name	Pos.	School
1	17	Jarvis Moss (from Jacksonville)	DE	Florida
2	56	Tim Crowder	DE	Texas
3	70	Ryan Harris (from Washington)	T	Notre Dame
4	121	Marcus Thomas (from Minnesota)	DT	Florida
2008				
Rd.	No.	Name	Pos.	School
1	12	Ryan Clady	T	Boise State
2	42	Eddie Royal	WR	Virginia Tech
4	108	Kory Lichtensteiger	C	Bowling Green St.
4	119	Jack Williams (from Washington)	CB	Kent State
5	139	Ryan Toran (from Oakland)	RB	Arizona State
5	148	Carlton Powell	DT	Virginia Tech
6	183	Spencer Larsen	LB	Arizona
7	220	Josh Barrett	S	Arizona State
7	227	Peyton Hillis (from Tampa Bay)	FB	Arkansas

## MISCELLANEOUS PLAYER MOVEMENT HISTORY

### EQUALIZATION, EXPANSION DRAFTS

- 1962** — **AFL Equalization Draft:** Broncos obtain OG John Denvir from San Diego, OE Jerry Richardson from San Diego, QB Richie Lucas from Buffalo, DT Ike Lassiter from Dallas and HB Charles Bolden from Houston.
- 1966** — **Expansion Draft:** Broncos lost LB Tom Erlandson, DE Ed Cooke, OG Tommy Nomina and DB John McGeever to the Miami Dolphins.
- 1968** — **Expansion Draft:** Broncos lost RB Cookie Gilchrist, OG Pat Matson, LB Henry Sorrell, RB Mike Kellogg and DB Lonnie Wright to the Cincinnati Bengals.
- 1976** — **Expansion Draft:** Broncos lost T Mike Current and DT Bubba Bridges to Tampa Bay and DB Steve Taylor to Seattle.
- 1995** — **Expansion Draft:** Broncos lost WR Cedric Tillman to Jacksonville and FS Charles Swann to the Carolina Panthers.
- 1999** — **Expansion Draft:** Broncos lost WR Justin Armour to the Cleveland Browns.
- 2001** — **Expansion Draft:** No Broncos players taken by the Houston Texans.

### PLAN B FREE AGENT SIGNINGS/LOSSES (1989-92)

- 1989** — **Signed:** T Paul Blair (Chicago), DE Alphonso Carreker (Green Bay), T Bill Contz (New Orleans), TE Doug Cosbie (Dallas), LB Scott Curtis (Philadelphia), RB Kerry Goode (Tampa Bay), CB Wymon Henderson (Minnesota), LB Blake Peterson (Washington), RB Reggie Ware (Raiders), CB Dennis Woodberry (Washington), WR Michael Young (Rams). **Lost:** DE Walt Bowyer (Kansas City), WR Sam Graddy (Raiders), WR Jason Johnson (Pittsburgh).
- 1990** — **Signed:** LB Ty Allert (Philadelphia), RB Lorenzo Hampton (Miami), WR Jason Johnson (Pittsburgh), TE David Little (Philadelphia), DE Mark Mraz (Raiders), CB Elliott Smith (San Diego), LB Rod Stephens (Seattle), TE Chris Verhulst (Houston), DE Robb White (Giants). **Lost:** TE Pat Kelly (Jets), LB Bruce Klostermann (Raiders), C Mike Ruether (Atlanta), LB Randy Thornton (Giants).
- 1991** — **Signed:** CB Charles Dimry (Atlanta), G Crawford Ker (Dallas), FB Robert Perryman (Dallas). **Lost:** LB Marc Munford (Kansas City), RB Kerry Porter (Houston).
- 1992** — **Signed:** TE Robert Awalt (Dallas), G/T Elbert Crawford (New England), QB Steve Pelleur (Kansas City), T Frank Pollack (San Francisco). **Lost:** S Randy Robbins (New England).

### UNRESTRICTED FREE AGENT SIGNINGS/LOSSES (1993-2008)

- 1993** — **Signed:** RB Rod Bernstine (San Diego), RB Robert Delpino (Los Angeles Rams), G Brian Habib (Minnesota), T Don Maggs (Houston), LB Dave Wyman (Seattle). **Lost:** LB Michael Brooks (New York Giants), WR Mark Jackson (N.Y. Giants).
- 1994** — **Signed:** WR Jeff Campbell (Detroit), CB Ray Crockett (Detroit), LB Richard Harvey (Buffalo), CB Randy Hilliard (Cleveland), WR Anthony Miller (San Diego). **Lost:** WR Vance Johnson (San Diego).
- 1995** — **Signed:** RB Aaron Craver (Miami), LB Britt Hager (Philadelphia), S Tim Hauck (Green Bay), DT James Jones (Cleveland), OL Bill Lewis (Arizona), DT Mike Lodish (Buffalo), WR Ed McCaffrey (San Francisco), T Reggie McElroy (Minnesota), QB Bill Musgrave (San Francisco), DT Michael Dean Perry (Cleveland), G Mark Schlereth (Washington), T Bill Schultz (Houston), CB Eric Thomas (N.Y. Jets), T Broderick Thompson (Philadelphia), CB Lionel Washington (L.A. Raiders). **Lost:** LB Richard Harvey (New Orleans), T Kirk Scraftford (San Francisco), DT Ted Washington (Buffalo), C/G Dave Widell (Jacksonville).
- 1996** — **Signed:** CB Toi Cook (New Orleans), DT Jumpy Geathers (Atlanta), RB Vaughn Hebron (Philadelphia), LB Bill Romanowski (Philadelphia), WR Mike Sherrard (N.Y. Giants), DE Aaron Wallace (Oakland), DE Alfred Williams (49ers). **Lost:** DT Shane Dronett (Atlanta).
- 1997** — **Signed:** LB Arnold Ale (San Diego), WR Flipper Anderson (Washington), QB Bubby Brister, S Dedrick Dodge (San Francisco), CB Darrien Gordon (San Diego), WR Willie Green (Carolina), FB Howard Griffith (Carolina), RB Derek Loville (San Francisco), RB Anthony Lynn (San Francisco), LB Godfrey Myles (Dallas), DE Neil Smith (Kansas City), T Harry Swayne (San Diego), DT Keith Traylor (Kansas City). **Lost:** RB Aaron Craver (San Diego), S Tim Hauck (Seattle), S Rondell Jones (Baltimore), DE Jeff Robinson (St. Louis), OL Ralph Tamm (Kansas City).
- 1998** — **Signed:** QB Doug Nussmeier (New Orleans), DE Marvin Washington (San Francisco). **Lost:** LB Allen Aldridge (Detroit), G Brian Habib (Seattle).
- 1999** — **Signed:** T Tony Berti (Seattle), CB Dale Carter (Kansas City), DE Carl Reeves (Chicago). **Lost:** LB Keith Burns (Chicago), WR Willie Green (Miami), T Harry Swayne (Baltimore), DE Marvin Washington (San Francisco).
- 2000** — **Signed:** DE Lester Archambeau (Atlanta), G David Diaz-Infante (Philadelphia), QB Gus Frerotte (Detroit), DT Bob Kuberski (New England), CB Jeremy Lincoln (N.Y. Giants), LB Ricardo McDonald (Chicago), DE Kavika Pittman (Dallas), CB Darryl Pounds (Washington). **Lost:** DT Paul Grasmann (Philadelphia), CB Tory James (Oakland), TE Shannon Sharpe (Baltimore).
- 2001** — **Signed:** T Ethan Brooks (Arizona), FB Tony Carter (New England), LB Henri Crockett (Atlanta), T Todd Fordham (Jacksonville), TE Patrick Hape (Tampa Bay), WR Eddie Kennison (Chicago), DT Leon Lett (Dallas), CB Denard Walker (Tennessee). **Lost:** CB Ray Crockett (Kansas City), TE Byron Chamberlain (Minnesota).
- 2002** — **Signed:** DT Lionel Dalton (Baltimore), LB Terry Killens (San Francisco), S Izell Reese (Dallas), T Ephraim Salaam (Atlanta). **Lost:** CB Eric Davis (Detroit), QB Gus Frerotte (Cincinnati), T Trey Teague (Buffalo).
- 2003** — **Signed:** DT Daryl Gardner (Washington), G Heath Irwin (St. Louis), QB Jake Plummer (Arizona). **Lost:** RB Olandis Gary (Buffalo), CB Tyrone Poole (New England), DT Montae Reagor (Indianapolis), Izell Reese (Buffalo).
- 2004** — **Signed:** DE Marco Coleman (Philadelphia), T Cornell Green (Tampa Bay), QB Mike Quinn (Houston), TE O.J. Santiago (Oakland), TE Jed Weaver (San Francisco). **Lost:** DE Bertrand Berry (Arizona), LB Keith Burns (Tampa Bay), WR Chris Cole (Oakland), LB Ian Gold (Tampa Bay).
- 2005** — **Signed:** TE Stephen Alexander (Detroit), LB Keith Burns (Tampa Bay), RB Ron Dayne (N.Y. Giants), G Cameron Spikes (Arizona). **Lost:** DE Reggie Hayward (Jacksonville), S Kenoy Kennedy (Detroit), LB Donnie Spragan (Miami).
- 2006** — **Signed:** LB Nate Webster (Cincinnati). **Lost:** DT Monsanto Pope (N.Y. Jets).
- 2007** — **Signed:** TE Daniel Graham (New England), LB Warrick Holdman (Washington), G Montae Holland (New Orleans), LB D.D. Lewis (Seattle), P Todd Sauerbrun (New England), RB Paul Smith (St. Louis). **Lost:** G Cooper Carlisle (Oakland), DE Patrick Chukwurah (Tampa Bay), DT Michael Myers (Cincinnati).
- 2008** — **Signed:** LB Boss Bailey (Detroit), WR Keary Colbert (Carolina), LB Niko Koutouvides (Seattle), S Marquand Manuel (Carolina), WR Samie Parker (Kansas City), RB Michael Pittman (Tampa Bay), C Casey Wiegmann (Kansas City). **Lost:** K Jason Elam (Atlanta), S Nick Ferguson (Houston).

## MAJOR TRADES IN BRONCOS HISTORY

### 2008

Obtained DT Dewayne Robertson from N.Y. Jets in exchange for a conditional 2009 draft pick.  
Obtained 6th-2008 (LB Spencer Larsen) from Houston in exchange for C Chris Myers.

### 2007

Obtained 5th-2008 (RB Ryan Torain) from Oakland in exchange for DT Gerard Warren.  
Obtained DT Jimmy Kennedy from St. Louis in exchange for 6th-2008 [traded to Washington (CB Kareem Moore)].  
Obtained 4th-2007 (DT Marcus Thomas) from Minnesota in exchange for 6th-2007 (LB Rufus Alexander), 7th-2007 (WR Chandler Williams) and 3rd-2008 [traded to Kansas City (RB Jamaal Charles)].  
Obtained 1st-2007 (DE Jarvis Moss) from Jacksonville in exchange for 1st-2007 (S Reggie Nelson), 3rd-2007 [traded to Baltimore (T Marshal Yanda)] and 6th-2007 [traded to Atlanta (C Doug Datish)].  
Obtained 7th-2008 (FB Peyton Hillis) from Tampa Bay in exchange for QB Jake Plummer.  
Obtained CB Dré Bly and 6th-2007 [traded to Minnesota (LB Rufus Alexander)] from Detroit in exchange for RB Tatum Bell, T George Foster and 5th-2007 (LB Johnny Baldwin).

### 2006

Obtained 3rd-2007 (T Ryan Harris) and 4th-2008 (CB Jack Williams) from Washington in a three-way trade in which Denver WR Ashley Lelie was sent to Atlanta, which traded RB T.J. Duckett to Washington.  
Obtained WR Javon Walker from Green Bay in exchange for 2nd-2006 [traded to Atlanta (CB Jimmy Williams)].  
Obtained 1st-2006 (QB Jay Cutler) from St. Louis in exchange for 1st-2006 (CB Tye Hill) and 3rd-2006 (DT Claude Wroten).  
Obtained 2nd-2006 [traded to Green Bay (then traded to Atlanta (CB Jimmy Williams)) in exchange for WR Javon Walker] and 3rd-2006 [traded to St. Louis (TE Dominique Byrd)] from San Francisco in exchange for 1st-2006 (LB Manny Lawson).  
Obtained 1st-2006 [traded to St. Louis (CB Tye Hill)] with 3rd-2006 (DT Claude Wroten) for 1st-2006 (QB Jay Cutler)] from Atlanta in exchange for 1st-2006 [traded to N.Y. Jets (C Nick Mangold)], 3rd-2006 [traded to St. Louis (TE Dominique Byrd)] and 4th-2007 [traded to Minnesota and then traded back to Denver (DT Marcus Thomas)].

### 2005

Obtained DE John Engelberger from San Francisco in exchange for CB Willie Middlebrooks.  
Obtained P Todd Sauerbrun from Carolina in exchange for 7th-2006 (DE Stanley McClover) and P Jason Baker.  
Obtained 3rd-2005 (CB Karl Paymah), 1st-2006 [traded to San Francisco (LB Manny Lawson) in exchange for 2nd-2006 [traded to Green Bay (then traded pick to to Atlanta (CB Jimmy Williams) in exchange for WR Javon Walker], 3rd-2006 [traded to St. Louis (TE Dominique Byrd)] and 4th-2006 (WR Brandon Marshall) from Washington in exchange for 1st-2005 (QB Jason Campbell).  
Obtained DE Ebenezer Ekuban and DT Michael Myers from Cleveland in exchange for RB Reuben Droughns.  
Obtained DT Gerard Warren from Cleveland in exchange for 4th-2005 [traded through Seattle, Carolina, Green Bay and Philadelphia (T Todd Herremans)].

### 2004

Obtained DT Ellis Johnson from Atlanta in exchange for 5th-2005 (LB Michael Boley).  
Obtained 1st-2004 (LB D.J. Williams) from Cincinnati in exchange for 1st-2004 [traded to St. Louis (RB Steven Jackson) for 1st-2004 (RB Chris Perry) and 4th-2004 (T Stacy Andrews)], 4th-2004 (DE Robert Geathers) and CB Deltha O'Neal.  
Obtained 2nd-2004 (RB Tatum Bell) and CB Champ Bailey from Washington in exchange for RB Clinton Portis.

### 2003

Obtained 6th-2004 (WR Triandos Luke) from Washington in exchange for DT Lionel Dalton.  
Obtained 4th-2003 (DE Bryant McNeal) and 5th-2003 (C Ben Claxton) from New England in exchange for 4th-2003 (CB Asante Samuel).  
Obtained 4th-2003 (RB Quentin Griffin), 4th-2003 [traded to New England (CB Asante Samuel) in exchange for 4th-2003 (DE Bryant McNeal) and 5th-2003 (C Ben Claxton)] and 7th-2003 (DE Clint Mitchell) from Carolina in exchange for 3rd-2003 (DB Ricky Manning).

### 2002

Obtained 4th-2002 (S Sam Brandon) and 5th-2002 (WR Herb Haygood) from New England in exchange for 4th-2002 (QB Rohan Davey).  
Obtained 3rd-2002 (DT Dorsett Davis) from Baltimore in exchange for 4th-2002 (P Dave Zastudil) and 5th-2002 (TE Terry Jones).

### 2001

Obtained 7th-2002 (S Chris Young) from Atlanta in exchange for LB Henri Crockett.  
Obtained 4th-2002 [traded to Baltimore (P Dave Zastudil), along with 5th-2002 (TE Terry Jones)] from Atlanta in exchange for 7th-2001 (S Corey Hall), 7th-2001 (G Kynan Forney) and 7th-2001 (DE Ronald Fleming).  
Obtained 2nd-2001 (DE Paul Toviessi) from Buffalo in exchange for 2nd-2001 (RB Travis Henry) and 4th-2001 (LB Brandon Spoon).

### 2000

Obtained 4th-2001 [traded back to Buffalo (LB Brandon Spoon) along with 2nd-2001 (RB Travis Henry)] in exchange for 2nd-2001 (DE Paul Toviessi)] from Buffalo in exchange for CB Chris Watson.  
Obtained 4th-2001 (C Ben Hamilton) from Green Bay in exchange for LB Nate Wayne.  
Obtained WR Robert Scott from Green Bay in exchange for conditional draft choice.  
Obtained 5th-2000 (WR Muneer Moore) from Seattle in exchange for 6th-2000 (WR James Williams) and 7th-2000 (DB Clifton Black).  
Obtained 1st-2000 (CB Deltha O'Neal) and 2nd-2000 (S Kenoy Kennedy) from Baltimore in exchange for 1st-2000 (WR Travis Taylor).  
Obtained 6th-2000 (RB Mike Anderson) from St. Louis in exchange for RB Derek Loville.  
Obtained S Billy Jenkins from St. Louis in exchange for 5th-2000 (DE Brian Young) and 5th-2001 (traded by St. Louis to Washington: WR Darnerian McCants).  
Obtained 7th-2001 [traded to Atlanta (G Kynan Forney)] from Green Bay in exchange for LB David Bowsen.



## MAJOR TRADES, CONT.

### 1999

Obtained 7th-2000 [traded to Seattle (DB Clifton Black) along with 6th-2000 (WR James Williams) in exchange for 5th-2000 (WR Muneer Moore)] and 7th-2001 [traded to Atlanta (S Corey Hall) along with 7th-2001 (G Kynan Forney) and 7th-2001 (DE Ronald Flemons) in exchange for 4th-2002] from Washington in exchange for CB Tito Paul.  
Obtained RB John Avery from Miami in exchange for WR Marcus Nash.  
Obtained 6th-1999 (TE Desmond Clark) and 7th-1999 (WR Billy Miller) from Washington in exchange for 5th-1999 (T Derek Smith).  
Obtained 3rd-1999 (CB Chris Watson) and 4th-2000 (G/T Cooper Carlisle) from Carolina in exchange for QB Jeff Lewis.

### 1998

Obtained 5th-1999 (DE/LB David Bowens) from Dallas in exchange for TE Kendell Watkins.  
Obtained 7th-1998 (T Trey Teague) from Philadelphia in exchange for 6th-1999 (WR Troy Smith).  
Obtained 2nd-1999 (DE Montae Reagor) from San Francisco in exchange for T Jamie Brown.

### 1997

Obtained 3rd-1997 (G Dan Neil) from N.Y. Jets for 3rd-1997 (WR Dedric Ward), 6th-1997 (QB Chuck Clements), 7th-1997 (Jason Ferguson) and 6th-1998 (Dustin Johnson).  
Obtained T Tony Jones from Baltimore for 2nd-1997 (DB Kim Herring).

### 1996

Obtained WR Todd Kinchen from St. Louis for 5th-1997 (Taje Allen).  
Obtained 2nd-1996 [traded to Baltimore (CB Deron Jenkins) for three more picks: 3rd-1996 (RB Detron Smith), 4th-1996 (QB Jeff Lewis) and 7th-1996 (T Leslie Ratliffe)] and 7th-1996 (P Brian Gragert) from Detroit in exchange for RB/KR Glyn Milburn.  
Obtained 4th-1996 (S Darrius Johnson), 5th-1996 (WR Patrick Jeffers) and 7th-1996 (RB L.T. Levine) from Carolina for 4th-1996 (Emmanuel McDaniel).

### 1995

Obtained 4th-1995 (T Jamie Brown) and 6th-1995 (RB Terrell Davis) from Minnesota in exchange for 4th-1995 (QB Chad May).

### 1994

Obtained 4th-1995 (LB Ken Brown) from Los Angeles Rams in exchange for QB Tommy Maddox.  
Obtained 7th-1994 (C Tom Nalen) from New York Giants in exchange for WR Arthur Marshall.  
Obtained WR Mike Pritchard and 7th-1995 (TE Byron Chamberlain) from Atlanta in exchange for 3rd-1994 (G Alai Kalanuivalu) and 1st-1995 (dealt to Minnesota, which selected WR Derrick Alexander).  
Obtained DT Ted Washington from San Francisco in exchange for 5th-1994 (to Green Bay: Dorsey Levens).  
Obtained CB Ben Smith from Philadelphia for 3rd-1995 (WR Chris T. Jones) and 5th-1996 (Whit Marshall).

### 1993

Obtained T Gary Zimmerman from Minnesota in exchange for 1st-1994 (Dewayne Washington), 6th-1994 (Andrew Jordan) and 2nd-1995 (Orlando Thomas).  
Obtained 7th-1994 (Butler By'not'e) from Green Bay in exchange for G Doug Widell.  
Obtained undisclosed conditional draft choice from Minnesota in exchange for WR Vance Johnson.  
Obtained 1st-1993 (Dan Williams) from Cleveland for 1st-1993 (Steve Everitt) and 3rd-1993 (Mike Caldwell).  
Obtained 3rd-1993 (Rondell Jones) from L.A. Raiders for RB Gaston Green.  
Obtained 3rd-1993 (dealt to Cleveland: Mike Caldwell) and 7th-1993 (Clarence Williams) from Atlanta for S Alton Montgomery.

### 1992

Obtained RB Sammie Smith from Miami for RB Bobby Humphrey.  
Obtained 7th-1992 (Jim Johnson) and 8th-1992 (Dietrich Lockridge) from New York Jets in exchange for 6th-1992 (Jeff Blake).  
Obtained 7th-1992 (Ron Geater) from Tampa Bay in exchange for WR Ricky Nattiel.

### 1991

Obtained T Harvey Salem from Detroit in exchange for 3rd-1992 (Thomas McLemore).  
Obtained RB Gaston Green and 4th-1991 (Derek Russell) from L.A. Rams for T Gerald Perry and 12th-1991 (Jeff Pahunkoa).

### 1990

Obtained DE David Galloway from Phoenix for 8th-1991 (Greg Amsler).  
Obtained T/C David Widell from Dallas for 7th-1991 (Leon Lett).  
Obtained 8th-1991 (traded back to Phoenix: Greg Amsler) from Phoenix for TE David Little.  
Obtained 10th-1990 (James Szymanski) from Los Angeles Raiders for 11th-1990 (Ron Lewis).  
Obtained 5th-1990 (Jeff Davidson) from New England for 4th-1991 (dealt to Pittsburgh: Sammy Walker).

### 1989

Obtained DE Ron Holmes from Tampa Bay for 4th-1990 (Tony Mayberry).  
Obtained DE Kevin Brooks and 4th-1990 (Jeroy Robinson) from Dallas for 3rd-1990 (dealt to New England: Greg McMurtry).  
Obtained K David Treadwell from Phoenix in exchange for 12th-1990 (Ken McMichel).  
Obtained 1st-1989 (Steve Atwater), 2nd-1989 (Warren Powers), and a 5th-1989 (Darren Carrington) from Cleveland for 1st-1989 (Eric Metcalf).

### 1988

Obtained FB Calvin Thomas from Chicago in exchange for undisclosed conditional draft choice.  
Obtained NT Shawn Knight from New Orleans for NT Ted Gregory.  
Obtained undisclosed future draft choice from Washington in exchange for RB/TE Bobby Micho.  
Obtained C Mike Ruether from Phoenix in exchange for LB Ricky Hunley.  
Obtained RB Tony Dorsett from Dallas in exchange for conditional 5th-1989 (Jeff Roth).  
Obtained rights to S Kip Corrington from Detroit in exchange for conditional undisclosed future draft choice.

### 1987

Obtained 10th-1988 (Channing Williams) from Pittsburgh for LB Ken Woodard.  
Obtained G Stefan Humphries from Chicago for P Bryan Wagner.  
Obtained C/G Larry Lee from Miami for 8th-1988 (Louis Cheek).

### 1986

Obtained 11th-1987 (Steve Roberts) and undisclosed future draft choice (7th-1988; Pat Kelly) from Los Angeles Rams in exchange for LB Steve Busick.

Obtained CB Mark Haynes from the New York Giants in exchange for 2nd-1986 (Pepper Johnson) and 6th-1986 (obtained from Tampa Bay; Giants selected Ron Brown), and 2nd-1987 (Adrian White).

### 1985

Obtained TE Mike Barber from Los Angeles Rams in exchange for 12th-1986 (Marcus DuPree).  
Obtained 2nd-1985 (Vance Johnson) from Houston in exchange for 2nd-1985 (obtained from Tampa Bay; Houston selected Richard Byrd) and 5th-1985 (Lee Johnson).  
Obtained 6th-1986 (Orson Mobley) from Green Bay in exchange for QB Scott Brunner.

### 1984

Obtained 6th-1986 (traded to Giants in 1986 in Mark Haynes deal; Giants selected Ron Brown) from Tampa Bay in exchange for DE Brison Manor.  
Obtained rights to LB Ricky Hunley from Cincinnati for 1st-1986 (Tim McGee), 3rd-1986 (David Fulcher) and 5th-1987 (Greg Horne).  
Obtained WR Butch Johnson from Houston in exchange for 3rd-1985 (Mike Kelley).  
Obtained WR Dave Logan from Cleveland in exchange for 4th-1984 (Rickey Bolden).  
Obtained QB Scott Brunner from New York Giants in exchange for 4th-1984 (Gary Reasons).  
Obtained 4th-1984 (Randy Robbins) and conditional undisclosed future draft choice (2nd-1985; traded to Houston: Richard Byrd) from Tampa Bay in exchange for QB Steve DeBerg.  
Obtained TE Eason Ramson from San Francisco in exchange for 5th-1984 (dealt to Atlanta: Cliff Benson).  
Obtained LB Stan Blinka from New York Jets in exchange for 6th-1985 (Rich Miano).

### 1983

Obtained 5th-1985 (Billy Hinson) from Miami in exchange for LB Larry Evans.  
Obtained 8th-1984 (Winford Hood) from Green Bay in exchange for DE Greg Boyd.  
Obtained rights to QB John Elway from Baltimore for G Chris Hinton, 1st-1984 (Ron Solt) and QB Mark Herrmann.

### 1982

Obtained 4th-1984 (dealt to Cleveland for Dave Logan; Cleveland selected Rickey Bolden) from New Orleans in exchange for T Kelvin Clark.  
Obtained S J.T. Thomas from Pittsburgh in exchange for 8th-1983 (Henry Odom).  
Obtained linebacker Robert L. Jackson from Cleveland for 6th-1982 (Mike Whitwell).  
Obtained 1st-1982 (Gerald Willhite) and 4th-1982 (Dan Plater) from Buffalo Bills for 1st-1982 (Perry Tuttle).

### 1981

Obtained QB Steve DeBerg from San Francisco for 4th-1983 (dealt to Rams: Chuck Nelson).  
Obtained WR Wade Manning from Buffalo for 8th-1982 (dealt to Dallas: George Peoples).  
Obtained future undisclosed draft choice (5th-1983: Bruce Baldwin) from New Orleans for LB Rob Nairne.  
Obtained RB Tony Reed from Kansas City for 3rd-1981 (Roger Taylor) and 4th-1982 (Stuart Anderson).

### 1980

Obtained WR Emery Moorehead from New York Giants for 8th-1981 (Mark Reed).  
Obtained RB Don Hardeman from Baltimore for 12th-1980 (Marvin Sims).  
Obtained CB Perry Smith from St. Louis for 8th-1980 (Grant Hudson) and 10th-1981 (Jim Joiner).  
Obtained RB Lawrence McCutcheon from Los Angeles for 3rd-1982 (dealt to Houston; Robert Abraham).  
Obtained QB Matt Robinson from N.Y. Jets for 1st-1980 (dealt to San Francisco: Jim Stuckey), 2nd-1980 (Ralph Clayton) and QB Craig Penrose.

### 1979

Obtained 8th-1980 (Don Coleman) from Baltimore for P Bucky Dilts.  
Obtained 2nd-1980 (Rulon Jones) and 5th-1980 (Laval Short) and 3rd-1981 (traded to Kansas City: Roger Taylor) for DE Lyle Alzado.

### 1978

Obtained OT Tom Neville from New England for 10th-1979.  
Obtained DB Charlie West and 6th-1979 (Jeff McIntyre) for TE Bill Gay.  
Obtained future undisclosed draft choice from Detroit for center Mike Montler.

### 1977

Obtained RB Jim Jensen from Dallas for 6th-1979 (Martin Cox).  
Obtained OT Andy Maurer from San Francisco for 9th-1978 (Steve McDaniels).  
Obtained C Mike Montler from Buffalo for 2nd-1979 (Jim Haslett).  
Obtained DB Bernard Jackson from Cincinnati for 3rd-1978 (Don Bass) and 7th-1978 (G Dan Bass).  
Obtained QB Craig Morton from the New York Giants for QB Steve Ramsey and 5th-1978 (Brian DeRoo).

### 1976

Obtained LB Godwin Turk from New York Jets for 5th-1977 (Gary Gregory).  
Obtained OT Bill Bain from Green Bay for 3rd-1977 (Rick Scribner).  
Obtained 9th-1976 (Jim Lisko) from St. Louis for DB Jeff Severson.

### 1975

Obtained DB Jeff Severson from Houston for 7th-1976 (Larry Harris).  
Obtained past considerations from Kansas City for TE Billy Masters.  
Obtained C Phil Olsen from Los Angeles for WR Otto Stowe, 3rd-1976 and 6th-1977 (Art Best).  
Obtained DB Clarence Ellis from Atlanta for DB Charles Greer, WR Jerry Simmons and 6th-1976 (Stan Varner).  
Obtained DT Greg Marx and 5th-1975 (Stan Rogers) from Atlanta for G Larron Jackson.

### 1974

Obtained 4th-1975 (Steve Taylor) from Kansas City for LB Tom Graham.  
Obtained 10th-1975 (Hank Englehardt) from Kansas City for T Tom Drougas.  
Obtained 3rd-1975 (Mike Franckowiak) from New York Giants for RB Joe Dawkins.  
Obtained RB Jon Keyworth from Washington for 6th-1975 (Mark Doak) and 11th-1975 (Ardell Johnson).  
Obtained DB John Rowser from Pittsburgh for 6th-1974 (James Wolfe) and 9th-1974 (Tommy Reamon).

### 1973

Obtained LB Ray May from Baltimore for 3rd-1974 (Robert Pratt) and 8th-1974 (Paul Miles).  
Obtained DB Dale Hackbart from St. Louis for 10th-1974 (Greg Hartle).  
Obtained LB Bill Laskey from Baltimore for 7th-1974 (Dan Dickel).  
Obtained WR Gene Washington from Minnesota for WR Rod Sherman and 5th-1974 (Jim Ferguson).

## MAJOR TRADES, CONT.

### 1972

Obtained 3rd-1974 (Claudie Minor) and 6th-1974 (traded to Pittsburgh: James Wolfe) from Cleveland for QB Don Horn.  
Obtained WR Haven Moses from Buffalo for WR Dwight Harrison.  
Obtained 3rd-1973 (Paul Howard) from Cleveland for DE Rich Jackson.  
Obtained C Bobby Maples from Pittsburgh for 6th-1973 (Ron Bell).  
Obtained T Rick Sharp from Pittsburgh for 8th-1973 (Loren Toews).  
Obtained DE-T Lloyd Voss from Pittsburgh for 5th-1973 (Dave Reavis).  
Obtained QB Charley Johnson from Houston for 3rd-1973 (dealt to Baltimore: Bill Olds).  
Obtained RB Eddie Ray and 3rd-1973 (John Wood) from San Diego for DT Dave Costa.  
Obtained 7th-1973 (John Grant) from Baltimore for TE John Mosier.  
Obtained LB Al Andrews from Buffalo for LB Dave Washington.  
Obtained 5th-1973 (traded to Pittsburgh: Dave Reavis) from New Orleans for LB John Huard.

### 1971

Obtained RB Joe Dawkins from Houston for RB Dickie Post.  
Obtained OG Larron Jackson and 5th-1972 from Houston for DB Cleophus Johnson.  
Obtained LB Olen Underwood from Houston for OG Bob Young.  
Obtained 5th-1972 (Jim Krieg) from Philadelphia for QB Pete Liske.  
Obtained RB Dickie Post from San Diego for 2nd-1972 (dealt to Rams: Jim Bertelsen).  
Obtained QB Steve Ramsey from New Orleans for 4th-1972 (dealt to Dallas: Tim Kearney).  
Obtained T Roger Shoals from Detroit for LB Carl Cunningham.  
Obtained QB John Stofa from Miami for 7th-1972 (Bill Adams).  
Obtained DB Butch Byrd from Buffalo for 5th-1972 (Robert Penchion).  
Obtained DB Leroy Mitchell from Houston for DB John Charles.  
Obtained DB John Charles and 4th-1972 (Tom Graham) from Minnesota for WR Al Denson.  
Obtained QB Don Horn and 1st-1972 (Riley Odums) from Green Bay for DE Alden Roche and 1st-1972 (Willie Buchanan).  
Obtained K Jim Turner from New York Jets for K Bobby Howfield.

### 1970

Obtained DB Cornell Gordon from New York Jets for DB Gus Hollomon.  
Obtained TE Jim Whalen from Boston for TE Tom Beer.  
Obtained DB Paul Martha from Pittsburgh for C Walter Highsmith and T Wallace Dickey.  
Obtained RB Booker Edgerson from Buffalo for 5th-1972 (dealt to Houston and then Atlanta: Billy Taylor).  
Obtained FB Willis Crenshaw from St. Louis for 3rd-1971 (Jim Livesay).  
Obtained TE Billy Masters from Buffalo for 5th-1971 (Tim Beamer).  
Obtained 8th-1971 (Tom Beard) from Houston for RB Tom Smiley.  
Obtained 4th-1971 (Lyle Alzado) from Boston for K Charlie Gogolak.

### 1969

Obtained RB Tom Smiley from Cincinnati for WR Eric Crabtree.  
Obtained T Walt Barnes from Kansas City for 8th-1970 (Fred Barry).

### 1968

Obtained a future draft choice from the N.Y. Jets for DB Nemiah Wilson, later cancelled when Wilson was cut by the Jets.  
Obtained 4th-1969 (Mike Schnitker) from Kansas City for DT Curley Culp.  
Obtained 3rd-1968 (Robert Vaughan) from Kansas City for DB Goldie Sellers.  
Obtained 4th-1968 (Drake Garrett) from Kansas City for RB Wendell Hayes.  
Obtained 6th-1969 (Wandy Williams) from Buffalo for RB Charlie Mitchell.

### 1967

Obtained QB Steve Tensi from San Diego for 1st-1968 (Russ Washington) and 1st-1969 (Marty Domres).  
Obtained OG Dick Tyson, LB Ray Schmautz and DE Rich Jackson from Oakland for WR Lionel Taylor and C Jerry Sturm.  
Obtained RB Cookie Gilchrist, QB George Wilson, OG Ernie Park and DE Earl Faison from Miami for DE Dan LaRose, LB Jerry Hopkins RB Abner Haynes, and 6th-1968 (Kim Hammond).  
Obtained WR Bill Cronin from Miami for DT Ray Jacobs.  
Obtained DT Dave Costa from Buffalo for 4th-1968 (Edgar Chandler).  
Obtained DT Rex Mirich and 3rd-1967 (dealt to Buffalo: Tom Rhoads) from Oakland for DB Willie Brown and QB Mickey Slaughter.

### 1966

Obtained 3rd-1967 (Mike Current) and 5th-1967 (Fran Lynch) from Miami for RB Cookie Gilchrist.  
Obtained LB Archie Matsos from Oakland for RB Hewritt Dixon.

### 1965

Obtained RB Cookie Gilchrist from Buffalo for RB Billy Joe.  
Obtained RB Abner Haynes from Kansas City for LB Jim Fraser.

### 1964

Obtained DT Stan Fanning and 6th-1964 (Al Denson) from Oakland for RB Gene Mingo.  
Obtained QB Jacky Lee for two years use from Houston for 1st-1965 and DT Bud McFadin.  
Obtained LB Marv Matuszak and DB Billy Atkins from Buffalo for C Walt Cudzik.  
Obtained DT-K Dick Guesman, DE Ed Cooke, DT Charlie Janerette, OG Sid Fournet and LB Jim Price from New York Jets for DB Bob Zeman, LB Wahoo McDaniel, WR Gene Prebola and DT Gordy Holz.

### 1962

Obtained RB Bo Dickinson from Dallas for OB Carl Larpenier.  
Obtained HB Bob Scarpitto, DB Bob Zeman and OE Luther Hayes from San Diego for cash.

### 1960

Obtained DB Goose Gonsoulin from Dallas for FB Jack Spikes.

## ALL-TIME COACHES ROSTER

COACH	POSITION	YEARS OF SERVICE (TOTAL)
<b>B</b>		
<b>Joe Baker</b>	<b>Linebackers</b>	<b>2007 (1)</b>
Vernon Banks	Strength and Conditioning	1993-94 (2)
Marvin Bass	Special Assistant	1982-83, 1985-92 (10)
	Offensive Line	1984 (1)
<b>Jeremy Bates</b>	<b>Offensive Assistant</b>	<b>2006 (1)</b>
	<b>Wide Receivers/Quarterbacks</b>	<b>2007 (1)</b>
Jim Bates	Assistant Head Coach/Defense	2007 (1)
Chip Beake	Quality Control	2006 (1)
Raymond Berry	Quarterbacks	1992 (1)
Marv Braden	Special Teams	1977-80 (4)
<b>Ronnie Bradford</b>	<b>Special Teams Assistant</b>	<b>2003 (1)</b>
	<b>Special Teams</b>	<b>2004-06 (3)</b>
	<b>Assistant Defensive Backs</b>	<b>2007 (1)</b>
Tim Brewster	Tight Ends	2005-06 (2)
<b>Jacob Burney</b>	<b>Defensive Line</b>	<b>2002-04, '07 (4)</b>
	<b>Defensive Line/Ends</b>	<b>2005-06 (2)</b>
<b>Keith Burns</b>	<b>Special Teams Assistant</b>	<b>2007 (1)</b>
Frank Bush	Linebackers	1995-99 (5)
	Nickel Package/Secondary	2000 (1)
	Special Teams	2001-03 (3)
<b>C</b>		
Troy Calhoun	Defensive Assistant	2003 (1)
	Offensive Assistant/Special Teams	2004 (1)
	Assistant to Head Coach	2005 (1)
Ken Carpenter	Assistant	1961 (1)
Rubin Carter	Assistant Defensive Line	1987-88 (2)
Jim Cason	Backfield	1960 (1)
<b>Dwayne Chandler</b>	<b>Assistant Strength and Conditioning</b>	<b>2007 (1)</b>
Barney Chavous	Assistant Strength and Conditioning	1989 (1)
	Defensive Assistant	1990-92 (3)
	Assistant Strength/Assistant Defensive Line	1993-94 (2)
	Assistant Strength/Assistant Offensive Line	1995-99 (5)
Max Coley	Offensive Coordinator	1972-76 (5)
Joe Collier	Defensive Backfield	1969-71 (3)
	Defensive Coordinator	1972-81 (10)
	Assistant Head Coach/Defense	1982-88 (7)
Dick Coury	Wide Receivers	1972-73 (2)
Larry Coyer	Linebackers	2000-02 (3)
	Defensive Coordinator	2003-06 (4)
<b>D</b>		
Kay Dalton	Wide Receivers	1974-76 (3)
	Special Offensive Assistant	1986 (1)
Joe DeCamilliis	Defensive Quality Control	1991-92 (2)
<b>Rick Dennison</b>	<b>Offensive Assistant</b>	<b>1995-96 (2)</b>
	<b>Special Teams</b>	<b>1997-2000 (4)</b>
	<b>Offensive Line</b>	<b>2001-05 (5)</b>
	<b>Offensive Coordinator</b>	<b>2006 (1)</b>
	<b>Offensive Coordinator/Offensive Line</b>	<b>2007 (1)</b>
George Dickson	Defensive Backs	1964-65 (2)
Dale Dodrill	Defensive Line	1960-63, 1966 (5)
Kirk Doll	Assistant Defensive Backs	2004 (1)
	Linebackers	2005-06 (2)
Ed Donatell	Defensive Backs	1995-99 (5)
Karl Dorrell	Wide Receivers	2000-02 (3)
Whitey Dovell	Offensive Line	1967-70, 1979-80 (6)
	Special Teams/Tight Ends	1971 (1)
Rod Dowhower	Offensive Coordinator	1980 (1)
	Offensive Coordinator/Wide Receivers	1981-82 (2)
George Dyer	Defensive Line	1995-2001 (7)
	Assistant to Head Coach	2002 (1)
<b>E</b>		
Hunter Enis	Offensive Backs	1967-71 (5)

## ALL-TIME COACHES ROSTER

F	
Jim Fassel	Offensive Coord./Quarterbacks . . . . .1993 (1)
	Assistant Head Coach/Offensive Coordinator . . . . .1994 (1)
Jack Faulkner	Head Coach . . . . .1962-64 (3)
Frank Filchock	Head Coach . . . . .1960-61 (2)
Mo Forte	Running Backs . . . . .1988-92 (5)
	Wide Receivers . . . . .1993-94 (2)
Jerry Frei	Offensive Line . . . . .1972-75, 1981-82 (6)
Leon Fuller	Defensive Backs . . . . .1994 (1)
G	
Chan Gailey	Special Teams/Tight Ends . . . . .1985-86 (2)
	Tight Ends/Receivers . . . . .1987 (1)
	Quarterbacks . . . . .1988 (1)
	Offensive Coordinator/Receivers . . . . .1989-90 (2)
Bob Gambold	Linebackers . . . . .1972-73 (2)
	Defensive Backs . . . . .1974-77 (4)
Alex Gibbs	Offensive Line . . . . .1984-87 (4)
	Assistant Head Coach/Offensive Line . . . . .1995-2003 (9)
David Gibbs	Safeties . . . . .2001 (1)
	Secondary . . . . .2002-04 (3)
Mike Giddings	Assistant Offensive Line . . . . .1976 (1)
Gary Glick	Defensive Backs . . . . .1962 (1)
I.J. Gorman	Strength and Conditioning . . . . .1983-84 (2)
Ken Gray	Offensive Line . . . . .1977-78 (2)
Bob Griffin	Assistant . . . . .1966 (1)
H	
John Hadl	Quarterbacks/Receivers . . . . .1983 (1)
Bishop Harris	Running Backs . . . . .1993-94 (2)
Mike Heimerdinger	Wide Receivers . . . . .1995-99 (5)
	Assistant Head Coach . . . . .2006 (1)
	Assistant Head Coach/Quarterbacks . . . . .2007 (1)
George Henshaw	Offensive Line . . . . .1988-90 (3)
	Wide Receivers . . . . .1991 (1)
	Offensive Coordinator/Receivers . . . . .1992 (1)
Ed Hughes	Defensive Backs . . . . .1963 (1)
J	
<b>Charlie Jackson</b>	<b>Defensive Assistant . . . . .2007 (1)</b>
<b>Bill Johnson</b>	<b>Defensive Line . . . . .2007 (1)</b>
Charley Johnson	Quarterbacks . . . . .1976 (1)
Reed Johnson	Special Teams . . . . .1981 (1)
Stan Jones	Defensive Line . . . . .1967-71, 1976-88 (18)
K	
Larry Kennan	Wide Receivers . . . . .1988 (1)
Gary Kubiak	Offensive Coordinator/Quarterbacks . . . . .1995-2002 (8)
	Offensive Coordinator . . . . .2003-05 (3)
L	
Charlie Lee	Running Backs . . . . .1981 (1)
Earl Leggett	Defensive Line . . . . .1989-90 (2)
John Levra	Offensive Line . . . . .1993-94 (2)
Anthony Lynn	Assistant Special Teams . . . . .2000-02 (3)
M	
Dick MacPherson	Defensive Backs . . . . .1967-68 (2)
	Linebackers . . . . .1969-70 (2)
Ray Malavasi	Defensive Line . . . . .1964-65 (2)
	Head Coach/Offensive Line . . . . .1966 (1)
Pete Mangurian	Tight Ends/Assistant Offensive Line . . . . .1988-90 (3)
	Offensive Line . . . . .1991-92 (2)
Jim Martin	Offensive Line . . . . .1962 (1)
Marv Matuszak	Defensive Backs . . . . .1966 (1)
Richie McCabe	Defensive Backs . . . . .1978-82 (5)
Thomas McGaughey	Special Teams Assistant . . . . .2005-06 (2)
<b>Pat McPherson</b>	<b>Defensive Assistant . . . . .1998 (1)</b>
	<b>Offensive Assistant . . . . .1999-2002 (4)</b>
	<b>Quarterbacks . . . . .2003-06 (4)</b>
	<b>Tight Ends . . . . .2007 (1)</b>

## ALL-TIME COACHES ROSTER

M (CONT.)	
Bus Mertes	Offensive Back . . . . .1965-66 (2)
Keith Millard	Assistant Defensive Line/Pass Rush Specialist . . . . .2003-04 (2)
Al Miller	Strength and Conditioning . . . . .1985-92 (8)
Red Miller	Offensive Line . . . . .1963-65 (3)
	Head Coach . . . . .1977-80 (4)
Ron Milus	Defensive Backs . . . . .2000-02 (3)
Myrel Moore	Offensive Line/Special Teams . . . . .1972 (1)
	Linebackers . . . . .1973-77, 1983-88 (11)
	Offensive Line . . . . .1982 (1)
N	
Nick Nicolau	Special Assistant . . . . .1981 (1)
	Running Backs . . . . .1982-87 (6)
Mike Nolan	Special Teams . . . . .1987 (1)
	Spec. Teams/Defensive Assistant . . . . .1988 (1)
	Linebackers . . . . .1989-92 (4)
Rex Norris	Defensive Line . . . . .1994 (1)
O	
<b>Scott O'Brien</b>	<b>Special Teams Coordinator . . . . .2007 (1)</b>
P	
Dwain Painter	Offensive Assistant . . . . .1997 (1)
Brian Pariani	Tight Ends . . . . .1995-2004 (10)
Babe Parilli	Quarterbacks . . . . .1977-79 (3)
Andre Patterson	Defensive Line/Tackles . . . . .2005-06 (2)
Wade Phillips	Defensive Coordinator . . . . .1989-92 (4)
	Head Coach . . . . .1993-94 (2)
Fran Polsfoot	Wide Receivers . . . . .1977-80 (4)
	Tight Ends/Special Teams . . . . .1981-84 (4)
Ricky Porter	Offensive Assistant . . . . .1997-98 (2)
	Assistant Strength and Conditioning . . . . .1999 (1)
R	
Dan Radakovich	Offensive Line . . . . .1983 (1)
John Ralston	Head Coach . . . . .1972-76 (5)
Dan Reeves	Head Coach . . . . .1981-92 (12)
Alvin Reynolds	Assistant Defensive Backs/Quality Control . . . . .1993-94 (2)
	Defensive Assistant/Assistant Defensive Backs . . . . .1995 (1)
Ray Rhodes	Defensive Coordinator . . . . .2001-02 (2)
Harold Richardson	Special Teams . . . . .1989-90 (2)
	Special Teams/Tight Ends . . . . .1991-92 (2)
	Special Assistant to Head Coach/Offense . . . . .1993-94 (2)
Paul Roach	Offensive Backs . . . . .1977-80 (4)
Greg Robinson	Defensive Coordinator . . . . .1995-2000 (6)
Sam Rutigliano	Wide Receivers . . . . .1967-70 (4)
<b>Jim Ryan</b>	<b>Defensive Assistant . . . . .2005-06 (2)</b>
	<b>Offensive Assistant . . . . .2007 (1)</b>
S	
Lou Saban	Head Coach . . . . .1967-71 (5)
<b>Greg Saporta</b>	<b>Assistant Strength and Conditioning . . . . .1995-2007 (13)</b>
<b>Mike Shanahan</b>	<b>Wide Receivers . . . . .1984 (1)</b>
	<b>Offensive Coordinator . . . . .1985-87 (3)</b>
	<b>Quarterbacks . . . . .1989-90 (2)</b>
	<b>Offensive Coordinator . . . . .1991 (1)</b>
	<b>Head Coach . . . . .1995-2007 (13)</b>
<b>Bob Slowik</b>	<b>Defensive Backs . . . . .2005-06 (2)</b>
	<b>Defensive Coordinator/Defensive Backs . . . . .2007 (1)</b>
<b>Ryan Slowik</b>	<b>Defensive Assistant . . . . .2005-06 (2)</b>
	<b>Special Teams Assistant . . . . .2007 (1)</b>
Cedric Smith	Assistant Strength and Conditioning . . . . .2001-06 (6)
Jerry Smith	Offensive Line/Head Coach . . . . .1971 (1)
Richard Smith	Special Teams/Assistant Linebackers . . . . .1993-94 (2)
	Special Teams . . . . .1995-96 (2)
Rick Smith	Defensive Assistant . . . . .1996-99 (4)



## ALL-TIME COACHES ROSTER

### S (CONT.)

Mac Speedie	Offensive Ends	1962-64 (3)
	Head Coach	1964-66 (3)
Jimmy Spencer	Assistant Defensive Backs	2003, '05-06 (3)
	Defensive Backs	2004 (1)
Ernie Stautner	Defensive Line	1991-93 (3)
Les Steckel	Tight Ends	1993-94 (2)

### T

John Teerlinck	Pass Rush Specialist	1997-2001 (5)
Terry Tumey	Defensive Assistant	1999-2000 (2)
<b>Bobby Turner</b>	<b>Running Backs</b>	<b>1995-2007 (13)</b>
<b>Rich Tuten</b>	<b>Strength and Conditioning</b>	<b>1995-2007 (13)</b>

### U

Doc Ulrich	Defensive Line	1972-75 (4)
	Offensive Line	1976 (1)
	Special Teams	1984 (1)
	Tight Ends/Assistant Offensive Line	1985 (1)

### W

Doak Walker	Special Assignments	1966 (1)
Charlie Waters	Special Teams	1988 (1)
	Defensive Backs	1989-92 (4)
	Defensive Coordinator	1993-94 (2)
<b>Steve Watson</b>	<b>Defensive Assistant</b>	<b>2001-02 (2)</b>
	<b>Wide Receivers</b>	<b>2003-06 (4)</b>
	<b>Associate Head Coach</b>	<b>2007 (1)</b>
Charlie West	Defensive Backs	1983-88 (6)

### Y

Zaven Yarialian	Head Coach's Assistant	2001 (1)
John-Paul Young	Linebackers	1993-94 (2)

### Z

Bob Zeman	Linebackers	1978-82 (5)
-----------	-------------	-------------

## BRONCOS ASSISTANTS WHO BECAME NFL HEAD COACHES AFTER THEIR TIME ON DENVER'S STAFF

A total of 14 individuals were named an NFL head coach after serving as an assistant on the Broncos' coaching staff. This list includes four active NFL head coaches in Mike Shanahan (Denver), Gary Kubiak (Houston), Mike Nolan (San Francisco) and Wade Phillips (Dallas).

### ASSISTANTS WHO BECAME NFL HEAD COACHES AFTER THEIR TIME ON THE BRONCOS' COACHING STAFF

Coch	Yrs. w/Den. as an asst.	Yrs. as NFL Head Coach	Career Rec. Inc. Postseason
1. Mac Speedie	1962-64	Den. ('64-66)	6-19-1 (.250)
2. Ray Malavasi	1964-66	Den. ('66)/Rams ('78-82)	47-44 (.516)
3. Ed Hughes	1963	Hou. ('71)	4-9-1 (.321)
4. Jerry Smith	1971	Den. ('71)	2-3 (.400)
5. Red Miller	1963-65	Den. ('77-80)	42-25 (.627)
6. Sam Rutigliano	1967-70	Cle. ('78-84)	47-52 (.475)
7. Rod Dowhower	1980-82	Ind. ('85-86)	5-24 (.172)
8. <b>Mike Shanahan</b>	<b>'84-87, '89-91</b>	<b>Raiders ('88-89)/Den. ('95-Pres.)</b>	<b>146-95-0 (.606)</b>
9. Dick MacPherson	1967-70	N.E. ('91-92)	8-24 (.250)
10. <b>Wade Phillips</b>	<b>1989-92</b>	<b>N.O. ('85)/Den. ('93-94)</b>	<b>61-46 (.570)</b>
		<b>Buf. ('98-00)/Atl. ('03)/Dal. ('07-Pres.)</b>	<b>60-56-1 (.517)</b>
11. Chan Gailey	1985-90	Dal. ('98-99)	18-16 (.529)
12. Jim Fassel	1993-94	NYG ('97-03)	60-56-1 (.517)
13. <b>Mike Nolan</b>	<b>1987-92</b>	<b>S.F. ('05-Pres.)</b>	<b>16-32 (.333)</b>
14. <b>Gary Kubiak</b>	<b>1995-05</b>	<b>Hou. ('06-Pres.)</b>	<b>14-18 (.438)</b>

Note: Bold denotes active NFL head coach

## BRONCOS ALL-TIME ROSTER

List includes players who spent time on the active roster during the regular or postseason. **Current players in bold.**  
 † Indicates player was signed during 1987 strike, and played only during that three-game span as a replacement player)  
 \* Indicates information is incomplete; does not include starts for seasons prior to 1968

### A

No.	Name	Pos.	Hgt.	Wgt.	College	GP	GS	Years
21	<b>Hamza Abdullah</b>	<b>S</b>	<b>6-2</b>	<b>213</b>	<b>Washington State</b>	<b>23</b>	<b>8</b>	<b>2005-07</b>
81	Bob Adams	TE	6-2	225	Pacific	2	0	1975
12/81	Charlie Adams	WR	6-2	190	Hofstra	24	2	2003-06
95	Sam Adams	DT	6-3	350	Texas A&M	11	11	2007
73	Scott Adams	T	6-6	315	Georgia	0	0	1997
60	Kenneth M. Adamson	G	6-2	235	Notre Dame	32	N/A	1960-62
57	Allen Aldridge	LB	6-1	245	Houston	64	45	1994-97
68	Steve Alexakos	G	6-2	260	San Jose State	8	1	1970
58	Elijah Alexander	LB	6-2	230	Kansas State	41	24	1993-95
40	Jeff Alexander	RB	6-0	232	Southern	21	6	1989, '92
69	<b>P.J. Alexander</b>	<b>T</b>	<b>6-4</b>	<b>297</b>	<b>Syracuse</b>	<b>16</b>	<b>0</b>	<b>2003-05, '07</b>
80	Ray Alexander	WR	6-4	195	Florida A&M	8	0	1984
45	Roc Alexander	CB	5-10	190	Washington	26	1	2004-05
82	Stephen Alexander	TE	6-4	250	Oklahoma	32	29	2005-07
25	Ted Alfien	RB	6-0	195	Springfield College	4	0	1969
24	Donald R. Allen	FB	6-0	200	Texas	10	N/A	1960
22	Elihu (Buddy) Allen	HB	5-11	193	Utah State	1	N/A	1961
57	Ty Allert	LB	6-2	233	Texas	7	0	1990
73	Henry Allison	T	6-3	255	San Diego State	3	0	1977
62	Vaughn S. (Buddy) Alliston	LB	6-0	218	Mississippi	11	N/A	1960
94	Luis Almanzar	DT	6-3	295	Southwest Missouri State	0	0	2003
77	Lyle Alzado	DE	6-3	255	Yankton College	99	98	1971-78
22	David R. Ames	HB	6-0	185	Richmond	7	N/A	1961
11	Bobby Anderson	HB	6-0	208	Colorado	48	22	1970-73
23	Marques Anderson	S	5-11	210	UCLA	6	0	2005
38	Mike Anderson	RB	6-0	230	Utah	74	51	2000-05
83	Willie "Flipper" Anderson	WR	6-0	175	UCLA	4	0	1997
86	Mitch Andrews	TE	6-2	239	Louisiana State	8	3	1987
84	Lou Andrus	LB	6-6	230	Brigham Young	8	N/A	1967
92	Lester Archambeau	DE	6-5	275	Stanford	3	0	2000
83	Justin Armour	WR	6-4	210	Stanford	8	0	1998
24	Otis Armstrong	RB	5-10	196	Purdue	96	58	1973-80
65	LeFrancis Arnold	G/C	6-3	245	Oregon	2	0	1974
73	Mike Askea	T	6-4	260	Stanford	4	0	1973
28	Billy Atkins	DB	6-1	196	Auburn	3	N/A	1964
74	Frank Atkinson	DE	6-3	240	Stanford	3	N/A	1964
47	George Atkinson	S	6-0	180	Morris Brown	6	0	1979
27	Steve Atwater	S	6-3	217	Arkansas	155	155	1989-98
33	John Avery	RB	5-9	190	Mississippi	7	0	1999
67	John Ayers	G	6-5	258	West Texas State	9	5	1987

### B

56/65	Jay Bachman	C	6-3	250	Cincinnati	45	1	1968-71
24	<b>Champ Bailey</b>	<b>CB</b>	<b>6-0</b>	<b>192</b>	<b>Georgia</b>	<b>61</b>	<b>61</b>	<b>2004-07</b>
75	Bill Bain	T	6-4	279	Southern California	15	14	1976-1978
6	Jason Baker	P	6-2	205	Iowa	4	0	2004
74	Jerry Baker	T	6-2	297	Tulane	5	0	1983
79	Chris Banks	G	6-1	300	Kansas	20	1	1998-99
85	Mike Barber	TE	6-3	235	Louisiana Tech	10	1	1985
62	Ernie Barnes	G	6-3	247	North Carolina Central	25	N/A	1963-64
73	Walter Barnes	DE	6-3	245	Nebraska	19	0	1969-71
86	Dean Barnett	TE	6-2	225	Nevada-Las Vegas	8	0	1983
42	Odell Barry	HB	5-10	180	Findlay	26	N/A	1964-65
52	James Barton	C	6-5	250	Marshall	28	N/A	1961-62
54	Rick Baska	LB	6-3	225	UCLA	18	0	1976-77
46	Norman Bass	DB	6-3	210	Pacific	1	0	1964
64	Scott Beavers	G	6-4	277	Georgia Tech	2	0	1990
57	<b>Jordan Beck</b>	<b>LB</b>	<b>6-2</b>	<b>233</b>	<b>Cal Poly/SLO</b>	<b>11</b>	<b>0</b>	<b>2007</b>
85	Tom Beer	TE	6-4	235	Houston	37	*21	1967-69
56	Dave Behrman	C	6-5	260	Michigan State	11	N/A	1967
73	Kevin Belcher†	T	6-5	280	Wisconsin	1	1	1987
20	Henry Bell	HB	5-10	210	No college	10	N/A	1960
35	Ken Bell	RB/WR	5-10	190	Boston College	59	1	1986-89
20/30	<b>Mike Bell</b>	<b>RB</b>	<b>6-0</b>	<b>225</b>	<b>Arizona</b>	<b>20</b>	<b>3</b>	<b>2006-07</b>
26	Tatum Bell	RB	5-11	213	Oklahoma State	42	14	2004-06
3	Scott Bentley	P/K	6-0	203	Florida State	2	0	1997, 2000
43	Frank Bernardi	DB	5-9	181	Colorado	6	N/A	1960
74	Lee Bernet	T	6-2	250	Wisconsin	28	N/A	1965-66
33	Rod Bernstine	RB	6-3	238	Texas A&M	21	21	1993-95
92	Bertrand Berry	DE	6-3	250	Notre Dame	46	19	2001-03

# BRONCOS ALL-TIME ROSTER, CONT.

No.	Name	Pos.	Hgt.	Wgt.	College	GP	GS	Years
11	Steve Beuerlein	QB	6-3	220	Notre Dame	12	5	2001-03
77	Larry Birdine	DE	6-4	265	Oklahoma	0	0	2007
54	Keith Bishop	C/G	6-3	260	Baylor	129	87	1980-89
32	Dré Bly	CB	5-10	188	North Carolina	16	16	2007
24	Tony Boddie	RB	5-11	195	Montana State	6	0	1986-87
83	Melvin Bonner	WR	6-3	207	Baylor	4	0	1993
89	Gordon Bowdell	WR	6-2	203	Michigan State	2	0	1971
52	David Bowens	LB	6-2	255	Western Illinois	16	0	1999
65	Walt Bowyer	DE	6-4	254	Arizona State	61	17	1983-84, '87-88
77	Greg Boyd	DE	6-6	274	San Diego State	40	0	1980-82
52	Greg Bracelin	LB	6-1	214	California	12	0	1980
23	Ronnie Bradford	DB	5-10	188	Colorado	26	3	1993-95
24	Phil Brady	S	6-3	210	Brigham Young	4	0	1969
56	John Bramlett	LB	6-1	220	Memphis State	28	N/A	1965-66
42	Sam Brandon	S	6-2	200	Nevada-Las Vegas	63	12	2002-06
32	Melvin Bratton	RB	6-1	225	Miami (Fla.)	32	6	1989-90
34	Tyrone Braxton	DB	5-11	190	North Dakota State	165	132	1987-93, '95-99
19	Don Breaux	QB	6-1	205	McNeese State	9	N/A	1963
76	Bob Breitenstein	T	6-3	265	Tulsa	30	N/A	1965-67
26	Chris Brewer	RB	6-1	204	Arizona	13	0	1984
15	Marlin Briscoe	QB	5-11	178	Omaha	11	5	1968
6	Bubby Brister	QB	6-3	205	Northeast Louisiana	10	4	1997-99
71	Blake Brockermeyer	T	6-4	295	Texas	32	3	2002-03
36	John W. (Red) Brodnax	FB	6-0	208	Louisiana State	14	N/A	1960
11	Jeff Brohm	QB	6-1	205	Louisville	0	0	1999
56	Michael Brooks	LB	6-1	236	Louisiana State	89	64	1987-92
85	Robert Brooks	WR	6-0	173	South Carolina	4	0	2000
50	Fred Broussard	C	6-3	235	Texas A&M	1	0	1960
87	Boyd Brown	TE	6-4	222	Alcorn State	40	0	1974-76
89	Clay Brown	TE	6-3	223	Brigham Young	3	0	1983
98	Courtney Brown	DE	6-4	285	Penn State	14	13	2005-06
73	Cyron Brown	DE	6-5	275	Western Illinois	11	0	1998-99
26	Eric Brown	S	6-0	210	Mississippi State	53	52	1998-2001
34/68/72	Hardy Brown	LB	6-0	193	Tulsa	13	N/A	1960
70	Jamie Brown	T	6-8	320	Florida A&M	29	4	1995-97
55	Ken Brown	LB	6-1	235	Virginia Tech	2	0	1995
55	Ken Brown	C	6-1	245	New Mexico	16	0	1979
82	Laron Brown†	WR	5-9	172	Texas	3	1	1987
24	Willie Brown	DB	6-1	195	Grambling	50	N/A	1963-66
64/68/72	Sam Brunelli	G	6-2	270	Colorado State	60	*32	1966-71
82	Larry Brunson	WR	5-11	180	Colorado	13	0	1980
64	Billy Bryan	C	6-2	251	Duke	153	151	1977-88
79/95	Steve Bryan	DE/LB	6-2	256	Oklahoma	12	3	1987-88
27	Terrell Buckley	CB	5-9	176	Florida State	16	16	2000
80	Tom Buckman	TE	6-4	230	Texas A&M	7	1	1969
33	Fred Bukaty	FB	5-11	195	Kansas	14	N/A	1961
60	Joe Burch	C	6-2	280	Texas Southern	0	0	1994
21	Bobby Burnett	RB	6-3	210	Arkansas	3	0	1969
56/55/51	Keith Burns	LB	6-2	235	Oklahoma State	166	3	94-98, 00-03, 05-06
41	George Burrell	S	5-10	180	Pennsylvania	14	7	1969
93	Antwon Burton	DT	6-2	318	Temple	7	0	2006-07
58	Steve Busick	LB	6-4	227	Southern California	73	47	1981-85
21/22	Gerry Bussell	DB	6-0	190	Georgia Tech	6	N/A	1965
51	Bill Butler	LB	6-4	226	Cal State-Northridge	14	0	1970
28	Butler By'not'e	CB	5-9	190	Ohio State	9	0	1994
24	George (Butch) Byrd	DB	6-0	211	Boston University	14	0	1971
<b>C</b>								
59	Glenn Cadrez	LB	6-3	240	Houston	90	40	1995-2000
28	Scott Caldwell†	RB	5-10	196	Texas-Arlington	3	1	1987
79	Carter Campbell	DE	6-4	240	Weber State	14	2	1971
86	Jeff Campbell	WR	5-8	167	Colorado	16	1	1994
67	Mark Campbell	DT	6-1	290	Florida	0	0	1996
35	Larry Canada	FB	6-2	233	Wisconsin	48	0	1978-81
38	Steve Cargile	S	6-2	210	Columbia	15	0	2006-07
65	Cooper Carlisle	G	6-5	295	Florida	95	38	2000-06
40	Albert R. Carmichael	HB	6-1	200	Southern California	16	N/A	1960-61
40	Paul Carmichael	HB	6-0	200	El Camino J.C.	3	N/A	1965
86	Don Carothers	E	6-5	225	Bradley	3	N/A	1960
89	Kenneth L. Carpenter	E	6-0	195	Oregon State	6	N/A	1960
92	Alphonso Carreker	DE	6-6	268	Florida State	22	17	1989-91
29	Darren Carrington	CB	6-2	200	Northern Arizona	16	0	1989
90	Paul Carrington	DE	6-7	250	Central Florida	0	0	2007
89/77	Dwayne Carswell	TE/OL	6-3	260	Liberty	163	82	1994-2005
40	Dale Carter	CB	6-1	188	Tennessee	14	14	1999

No.	Name	Pos.	Hgt.	Wgt.	College	GP	GS	Years
68	Rubin Carter	DT	6-0	256	Miami (Fla.)	166	151	1975-86
37	Tony Carter	FB	6-0	235	Minnesota	16	6	2001
51	Tim Casey	LB	6-1	225	Oregon	2	0	1969
66	John Cash	E	6-3	240	Allen	28	N/A	1961-62
45	Tom Cassese	DB	6-1	198	C.W. Post	14	N/A	1967
28	Jeremiah Castille	CB	5-10	175	Alabama	27	15	1987-88
40	Grady Cavness	CB	5-11	187	Texas-El Paso	14	14	1969
86	Byron Chamberlain	TE	6-1	242	Wayne State (Neb.)	73	0	1995-2000
79	Barney Chavous	DE	6-3	252	South Carolina State	182	177	1973-85
15	Max Choboian	QB	6-4	215	Cal State-Northridge	14	N/A	1966
54/55	Patrick Chukwurah	LB	6-1	240	Wyoming	42	0	2003-06
78	Tom Cichowski	T	6-4	250	Maryland	13	0	1967-68
54	Ralph Cindrich	LB	6-1	228	Pittsburgh	1	0	1974
70	Tyson Clabo	G	6-6	314	Wake Forest	0	0	2004
19/86	Brian Clark	WR	6-2	204	North Carolina State	10	0	2006-07
78	Brian Clark	T	6-6	260	Clemson	0	0	1982
47	Darius Clark	S	5-10	210	Duke	7	0	2000-01
43	Derrick Clark	RB	6-1	235	Evangel College	16	4	1994
88	Desmond Clark	TE	6-3	255	Wake Forest	41	6	1999-2001
20/27	Kevin Clark†	DB	5-10	185	San Jose State	26	3	1987-88, '90-91
73	Kelvin Clark	T	6-3	260	Nebraska	45	8	1979-81
15	Mike Clendenen†	K	5-11	191	Houston	3	0	1987
34	Cedric Cobbs	RB	6-0	227	Arkansas	2	0	2006
26	Don Coffey	E	6-4	190	Memphis State	3	N/A	1963
48	George Coghill	S	6-0	210	Wake Forest	54	5	1998-2001
84/81	Chris Cole	WR	6-0	195	Texas A&M	35	2	2000-03
46/21	KaRon Coleman	RB	5-7	198	Stephen F. Austin	15	0	2000-02
92/95	Marco Coleman	DE	6-3	270	Georgia Tech	23	16	2004-05
76	Steve Coleman	DE	6-5	252	Delaware State	2	0	1974
69	Tony Colorito	NT	6-5	260	Southern California	15	0	1986
59	Darren Comeaux	LB	6-1	227	Arizona State	60	0	1982-86
80	Ed Cooke	DE	6-4	250	Maryland	28	N/A	1964-65
81	Andre Cooper	WR	6-2	210	Florida State	10	1	1999-2000
63	Mark Cooper	G/T	6-5	270	Miami (Fla.)	53	12	1983-87
25	Kip Corrington	S	6-0	175	Texas A&M	32	1	1989-90
63	Dave Costa	DT	6-2	250	Utah	70	*56	1967-71
66	Bill Cottrell	G	6-4	255	Delaware Valley	11	0	1972
40	Curome Cox	S	6-1	204	Maryland	36	5	2005-07
66/77	Larry Cox	DT	6-3	255	Abilene Christian	33	*0	1966-68
41	Eric Crabtree	FL	6-0	185	Pittsburgh	42	*14	1966-68
68	Gary Crane	LB	6-5	230	Arkansas State	6	0	1969
29	Aaron Craver	FB	5-11	217	Fresno State	31	27	1995-96
33	Willis Crenshaw	FB	6-2	230	Kansas State	12	12	1970
53/78	Ken Criter	LB	6-0	225	Wisconsin	75	1	1969-74
39	Ray Crockett	CB	5-10	184	Baylor	106	104	1994-2000
51	Mike Croel	LB	6-3	231	Nebraska	58	54	1991-94
96	Tim Crowder	DE	6-4	275	Texas	13	1	2007
54	Ed Cummings	LB	6-3	232	Stanford	14	N/A	1965
50	Carl Cunningham	LB	6-4	230	Houston	55	*42	1967-70
74	Mike Current	T	6-5	274	Ohio State	118	*105	1967-75
58	Scott Curtis	LB	6-1	230	New Hampshire	25	1	1989-90
6	Jay Cutler	QB	6-3	233	Vanderbilt	21	21	2006-07
<b>D</b>								
94	Lional Dalton	DT	6-1	309	Eastern Michigan	16	13	2002
5	Brad Daluiso	K	6-2	207	UCLA	16	0	1992
75	Eldon V. Danenhauer	T	6-5	245	Pittsburg State	79	N/A	1960-65
76	William A. Danenhauer	E	6-4	245	Emporia College	4	N/A	1960
51	Stan David†	LB	6-3	211	Texas Tech	0	0	1987
62	Jeff Davidson	G/T	6-5	309	Ohio State	44	30	1990-92
32	Dick Davis	RB	5-11	215	Nebraska	2	0	1970
96	Dorsett Davis	DT	6-5	305	Mississippi State	14	0	2002-04
25	Eric Davis	CB	5-11	185	Jacksonville State	16	0	2001
62	Jack Davis	T	6-2	235	Arizona	2	N/A	1960
78	Marvin Davis	DT	6-4	252	Wichita State	1	N/A	1966
30	Terrell Davis	RB	5-11	210	Georgia	78	77	1995-2002
33	Joe Dawkins	RB	6-0	223	Wisconsin	36	19	1971-73
84	Albert E. Day	T	6-2	216	Eastern Michigan	14	N/A	1960
33	Ron Dayne	RB	5-10	245	Wisconsin	10	0	2005
17	Steve DeBerg	QB	6-3	205	San Jose State	33	11	1981-83
39	Robert Delpino	RB	6-0	210	Missouri	16	3	1993
55	Rick Dennison	LB	6-3	220	Colorado State	128	52	1982-90
88	Al Denson	FL	6-2	208	Florida A&M	91	*34	1964-70
14	Todd Devoe	WR	6-2	198	Central Missouri State	15	0	2005-06
65	John Denvir	G	6-4	245	Colorado	11	N/A	1962
63	David Diaz-Infante	G/C	6-3	295	San Jose State	51	9	1996-98, '01
71	Wallace Dickey	T	6-3	260	Southwest Texas State	22	0	1968-69
35	Richard L. (Bo) Dickinson	FB	6-2	220	Southern Mississippi	20	N/A	1962-63
10	Doug (Bucky) Dilts	P	5-9	185	Georgia	30	0	1977-78

# BRONCOS ALL-TIME ROSTER, CONT.

No.	Name	Pos.	Hgt.	Wgt.	College	GP	GS	Years
29	Charles Dimry	CB	6-0	176	Nevada-Las Vegas	44	18	1991-93
2	Joe DiVito	QB	6-2	205	Boston College	3	0	1968
30	Hewritt Dixon	FB/TE	6-1	230	Florida A&M	33	N/A	1963-65
31	Zachary Dixon	RB	6-0	203	Temple	5	0	1979
33	Dedrick Dodge	S	6-2	187	Florida State	16	1	1997
59	Kirk Dodge†	LB	6-1	231	Nevada-Las Vegas	3	1	1987
85	Chris Doering	WR	6-4	195	Florida	3	0	1999-2000
82	Jack Dolbin	WR	5-10	180	Wake Forest	62	32	1975-79
49	Matt Dominguez	TE/WR	6-2	219	Sam Houston State	12	0	2001
76	Tom Domres	DT	6-3	260	Wisconsin	16	8	1971-72
54	Mitch Donahue	LB	6-2	254	Wyoming	16	0	1993-94
33	Tony Dorsett	RB	5-11	192	Pittsburgh	16	13	1988-89
45	Gary Downs	RB	6-0	212	North Carolina State	2	0	1995
14	Richard A. (Skip) Doyle	HB	6-0	193	Ohio State	6	N/A	1960
99	Shane Dronett	DE	6-6	288	Texas	61	35	1992-95
76	Tom Drougas	T	6-4	257	Oregon	3	0	1974
34	Reuben Droughns	RB	5-11	207	Oregon	47	18	2002-04
97	Darren Drodzov	DT	6-3	281	Maryland	6	2	1993-94
32	Joe Dudek†	RB	6-0	200	Plymouth State	2	2	1987
84	Wesley Duke	TE	6-5	225	Mercer	3	0	2005
92	Elvis Dumervil	DE	5-11	250	Louisville	29	16	2006-07
4	Rick Duncan	K	6-0	208	Eastern Montana	2	0	1967
21	Myron Dupree	CB	5-11	180	North Carolina Central	16	0	1983
55	Pete Duranko	DE	6-2	250	Notre Dame	98	76	1967-74

## E

24	Booker Edgersen	CB	5-10	183	Western Illinois	6	0	1970
85	Ron Eglhoff	TE	6-5	230	Wisconsin	93	25	1977-83
91	Ebenezer Ekuban	DE	6-4	275	North Carolina	31	19	2005-07
1	Jason Elam	K	5-11	195	Hawaii	236	0	1993-2007
62	Jim Efrid	LB	N/A	N/A	Colorado State	0	0	1961
94	Luther Elliss	DT	6-5	318	Utah	8	0	2004
7	John Elway	QB	6-3	215	Stanford	234	231	1983-98
89	John Embree	WR	6-4	194	Compton J.C.	20	6	1969-70
60	John Engelberger	DE	6-4	252	Virginia Tech	46	16	2005-07
14	George Hunter Enis	QB	6-2	195	Texas Christian	4	N/A	1962
88	Pat Epperson	E	6-3	225	Adams State	9	N/A	1960
53	Tom Erlandson	LB	6-3	235	Washington State	34	N/A	1962-65
16	Mike Ernst	QB	6-1	190	Cal State-Fullerton	1	0	1972
3	Paul Ernster	P/K	6-0	217	Northern Arizona	18	0	2005-07
46	Terry Erwin	HB	6-0	190	Boston College	9	2	1968
67	Greg Eslinger	C	6-3	290	Minnesota	0	0	2006-07
40	Jay Dale Evans	HB	6-3	210	Kansas State	5	N/A	1961
88	Jerry Evans	TE	6-4	250	Toledo	44	15	1993-95
56	Larry Evans	LB	6-2	216	Mississippi College	101	41	1976-82
35	Blake Ezor	RB	5-9	181	Michigan State	9	0	1990

## F

86	Stan Fanning	DE	6-7	270	Idaho	7	N/A	1964
44	Miller Farr	DB	6-1	190	Wichita State	7	N/A	1965
63	Sean Farrell	G	6-3	260	Penn State	10	4	1990-91
68	Mario Fatafehi	DT	6-2	300	Kansas State	32	25	2003-04
25	Nick Ferguson	S	5-11	201	Georgia Tech	69	44	2003-07
85	Chafie Fields	WR	6-1	200	Penn State	0	0	2000
37	Steve Fitzhugh†	DB	5-11	188	Miami (Ohio)	3	1	1987
20	Billy Ray Fletcher	E	5-10	190	Memphis State	1	N/A	1966
73	Simon Fletcher	LB/DE	6-5	240	Houston	172	143	1985-95
61	Eric Floyd	OL	6-5	310	Auburn	1	0	1995
43	Steve Foley	DB	6-2	190	Tulane	150	135	1976-86
32	Garrett Ford	FB	6-2	230	West Virginia	14	3	1968
57	Fred Forsberg	LB	6-1	235	Washington	53	40	1968-73
72	George Foster	T	6-5	338	Georgia	49	45	2003-06
22	Domonique Foxworth	CB	5-11	180	Maryland	46	18	2005-07
84	Jason Franci	E	6-1	210	Cal-Santa Barbara	10	N/A	1966
31	Mike Franckowiak	RB	6-3	220	Central Michigan	28	1	1975-76
51/55	Jim Fraser	LB/P	6-3	236	Wisconsin	42	N/A	1962-64
42	Al Frazier	HB	5-11	180	Florida A&M	31	N/A	1961-63
62	Mike Freeman	G	6-3	256	Arizona	26	9	1984-87
68	Russell Freeman	T	6-7	290	Georgia Tech	43	37	1992-94
12	Gus Frerotte	QB	6-3	230	Tulsa	14	7	2000-01
64	Lennie Friedman	G	6-3	285	Duke	33	22	1999-2002
24	Randy Fuller	CB	5-10	180	Tennessee State	10	1	1994
2	Will Furrer	QB	6-3	211	Virginia Tech	0	0	1994

## G

No.	Name	Pos.	Hgt.	Wgt.	College	GP	GS	Years
64	George Gaiser	T	6-4	255	Southern Methodist	10	7	1968
28	Bob Galters	HB	5-11	210	New Mexico State	6	N/A	1963
99	David Galloway	DE	6-3	277	Florida	10	0	1990
82	David Gamble	WR	6-1	190	New Hampshire	2	0	1997
99	Daryl Gardener	DT	6-6	295	Baylor	5	2	2003
52	Dave Garnett	LB	6-2	216	Stanford	3	0	1995
66	Scott Garnett	NT	6-2	271	Washington	16	1	1984
23	Drake Garrett	DB	5-9	183	Michigan State	15	13	1968-70
22	Olandis Gary	RB	5-11	218	Georgia	35	15	1999-2002
61	Charles E. Gavin	DE	6-1	250	Tennessee State	47	N/A	1960-63
92	Ron Geater	NT	6-6	272	Iowa	3	0	1992
79	Jumpy Geathers	DT	6-7	283	Wichita State	16	0	1996-97
57	Bob Geddes	LB	6-2	240	UCLA	14	3	1972
40	Jack Gehrke	WR	6-0	178	Utah	14	10	1971
6	Ralph Giacommaro†	P	6-1	190	Penn State	3	0	1987
90	Freddie Gilbert	DE	6-4	275	Georgia	35	8	1986-88
2/30	Cookie Gilchrist	FB	6-3	251	No college	15	N/A	1965, 1967
17	Scotty Glacken	QB	6-0	190	Duke	10	N/A	1966-67
49	Glenn Glass	DB	6-1	205	Tennessee	6	N/A	1966
62	Tom Glassic	G	6-3	254	Virginia	105	93	1976-83
67	George Goeddeke	G	6-3	253	Notre Dame	66	*55	1967-72
52	Ian Gold	LB	6-0	223	Michigan	99	67	2000-03, 05-07
45/23	Austin (Goose) Gonsoulin	DB	6-3	210	Baylor	94	N/A	1960-66
79	John Gonzaga	G	6-3	247	No college	11	N/A	1966
62	Brian Goodman	G	6-2	250	UCLA	0	0	1975
64	Harvey Goodman	G	6-4	260	Colorado	14	0	1976
63	Amon Gordon	DT	6-2	305	Stanford	4	4	2007
28	Cornell Gordon	CB	6-0	187	North Carolina A&T	29	14	1970-72
21/23	Darrien Gordon	CB	5-11	184	Stanford	32	32	1997-98
83	Sam Graddy	WR	5-10	165	Tennessee	8	0	1987-88
52/53	Randy Gradishar	LB	6-3	233	Ohio State	145	134	1974-83
89	Daniel Graham	TE	6-3	257	Colorado	15	15	2007
58	Tom Graham	LB	6-2	235	Oregon	33	23	1972-74
35	John Granby	S	6-1	200	Virginia Tech	4	0	1992
63	John Grant	DT/DE	6-3	241	Southern California	99	42	1973-79
95	Paul Grasmanis	DT	6-2	298	Notre Dame	5	0	1999
72	Marsharne Graves	T	6-3	268	Arizona	1	0	1984
74	Cornell Green	T	6-6	315	Central Florida	14	0	2004-05
28	Gaston Green	RB	5-10	189	UCLA	27	25	1991-92
53	Louis Green	LB	6-3	237	Alcorn State	52	0	2004-07
87	Paul Green	TE	6-3	236	Southern California	0	0	1989
85	Willie Green	WR	6-4	195	Mississippi	32	2	1997-98
20	Charles Greer	DB	6-0	205	Colorado	88	85	1968-74
85	James D. Greer	E	6-3	215	Elizabeth City State	14	N/A	1960
14	Brian Griesse	QB	6-3	215	Michigan	53	51	1998-2002
46	John Griffin	HB	6-1	190	Memphis State	26	N/A	1964-66
22/21	Quentin Griffin	RB	5-7	195	Oklahoma	16	5	2003-05
29	Howard Griffith	FB	6-0	240	Illinois	59	56	1997-2001
89	Bill Groman	HB/E	6-0	194	Heidelberg	14	N/A	1963
77	Dick Guesman	T/K	6-4	255	West Virginia	14	N/A	1964
37	Kevin Guidry	CB	6-0	176	Louisiana State	14	0	1988
53	Donald Gulseth	LB	6-1	240	North Dakota	5	N/A	1966
63	Melwood N. (Buzz) Guy	G	6-3	248	Duke	9	N/A	1961-62

## H

75	Brian Habib	G	6-7	293	Washington	78	78	1993-97
48	Dale Hackbart	S	6-3	210	Wisconsin	3	2	1973
85	Joey Hackett	TE	6-5	267	Elon College	16	3	1986
4	Darrell Hackney	QB	6-0	248	Alabama-Birmingham	0	0	2007
84	Mike Haffner	E	6-2	200	UCLA	34	16	1968-70
54	Britt Hager	LB	6-1	225	Texas	18	5	1995-96
22	Steve Haggerty	DB	5-10	175	Colorado	1	0	1975
26	Chris Hale	DB	5-7	164	Southern California	0	0	1993
93	Ronnie Haliburton	LB	6-4	230	Louisiana State	13	0	1990-91
23	Andre Hall	RB	5-10	212	South Florida	10	1	2007
40	Darryl Hall	S	6-2	210	Washington	32	5	1993-94
50	Ben Hamilton	G/C	6-4	283	Minnesota	80	80	2001-07
69	Darrell Hamilton	T	6-5	298	North Carolina	21	10	1989-91
72	Wayne Hammond	DT	6-5	257	Montana State	5	0	1976
86	Patrick Hape	TE/FB	6-4	262	Alabama	63	13	2001-04
23	Billy Hardee	DB	6-0	184	Virginia Tech	2	0	1976
31	Mike Harden	CB/S	6-1	192	Michigan	128	98	1980-88
78	Archie Harris†	OL	6-6	270	Michigan & Mary	3	0	1987
31	Quentin Harris	S	6-1	213	Syracuse	6	0	2006
34	Raymont Harris	RB	6-0	226	Ohio State	3	0	2000
74	Ryan Harris	T	6-5	300	Notre Dame	11	0	2007



# BRONCOS ALL-TIME ROSTER, CONT.

No.	Name	Pos.	Hgt.	Wgt.	College	GP	GS	Years
68	Steven Harris	DT	6-5	305	Florida	4	0	2007
47	Tony Harris	WR	6-2	190	Toledo	0	0	1972
82	Dwight Harrison	WR	6-1	187	Texas A&I	12	6	1971-72
27	Maurice Harvey	DB	5-10	190	Ball State	31	3	1978-80
52	Richard Harvey	LB	6-1	235	Tulane	16	1	1994
96	Harald Hasselbach	DE	6-6	285	Washington	112	29	1994-2000
67	Johnny Ray Hatley	T	6-3	249	Sul Ross State	14	N/A	1960
37	Tim Hauck	S	5-10	187	Montana	32	0	1995-96
71	Arthur A. Hauser	T	6-0	237	Xavier	14	N/A	1961
29/33	Wendell Hayes	HB	6-1	220	Humboldt State	39	N/A	1965-67
82	Herb Haygood	WR	5-11	193	Michigan State	4	0	2002
28	Abner Haynes	HB	6-0	190	North Texas State	28	N/A	1965-66
36	Mark Haynes	CB	5-11	194	Colorado	52	27	1986-89
98	Reggie Hayward	DE	6-5	270	Iowa State	47	19	2001-04
23	Alfred Haywood	RB	5-11	215	Bethune-Cookman	2	0	1975
20	Garrison Hearst	RB	5-11	215	Georgia	7	0	2004
22	Vaughn Hebron	RB	5-8	195	Virginia Tech	47	1	1996-98
24	Wymon Henderson	CB	5-10	190	Nevada-Las Vegas	62	56	1989-92
86	Jerry Hendren	WR	6-2	187	Idaho	10	0	1970
68	Brad Henke	DE/NT	6-3	275	Arizona	2	0	1989
20	Travis Henry	RB	5-9	230	Tennessee	12	7	2007
89	Gary Henson	E	6-3	200	Colorado	1	N/A	1964
43	Lonnie Hepburn	CB	5-11	180	Texas Southern	14	4	1974
31	Kelly Herndon	CB	5-10	180	Toledo	45	27	2002-04
79	Steve Herndon	G	6-4	292	Georgia	22	12	2001-03
16	George W. Herring	QB/P	6-2	200	Southern Mississippi	28	N/A	1960-61
10	Mark Herrmann	QB	6-4	200	Purdue	2	1	1981-82
50	Jon Hesse	LB	6-3	258	Nebraska	0	0	1997
31	Bo Hickey	FB	5-11	230	Maryland	12	N/A	1967
28	Clifford Hicks	CB	5-9	190	Oregon	6	0	1995
56/63	Walter Highsmith	C	6-3	247	Florida A&M	23	1	1968-69
84	Jack Hill	HB	6-1	185	Utah State	14	N/A	1961
21	Randy Hilliard	CB	5-11	165	Northwestern (La.) State	54	7	1994-97
12	Domenik Hixon	WR	6-2	185	Akron	4	0	2006-07
23	George Hoey	DB	5-10	174	Michigan	1	0	1975
87	John Hoffman	DE	6-7	260	Hawaii	2	1	1972
64	John Hohman	G	6-1	245	Wisconsin	24	N/A	1965-66
90	Darius Holland	DT	6-5	330	Colorado	18	14	2003-04
70	Montreae Holland	G	6-2	322	Florida State	16	16	2007
73	Shawn Hollingsworth	T	6-2	260	Angelo State	5	0	1983
34	Gus Hollomon	DB	6-3	195	Houston	27	9	1968-69
90	Ron Holmes	DE	6-4	261	Washington	52	32	1989-92
73/74	Gordon (Gordy) Holz	DT	6-4	260	Minnesota	56	N/A	1960-63
74/78	Winford Hood	G/T	6-3	262	Georgia	47	9	1984-88
50	Jerry Hopkins	LB	6-2	235	Texas A&M	49	N/A	1963-66
2	Mike Horan	P	5-11	192	Long Beach State	86	0	1986-92
13	Don Horn	QB	6-2	195	San Diego State	11	9	1971-72
60	Paul Howard	G	6-3	260	Brigham Young	187	147	1973-75, '77-86
3	Bobby Howfield	K	5-9	180	No college	40	0	1968-70
57	John Huard	LB	6-0	228	Maine	42	*28	1967-69
53	Robert Hudson	LB	6-4	225	Clemson	16	N/A	1960-61
14/16	John Hufnagel	QB	6-1	194	Penn State	9	1	1973-75
20	Delvin Hughley	CB	5-10	202	Jacksonville State	0	0	2001
26	Bobby Humphrey	RB	6-1	201	Alabama	35	26	1989-91
2	Bob Humphreys	K	6-1	240	Wichita State	10	0	1967-68
79	Stefan Humphries	G	6-3	265	Michigan	8	8	1987-88
98	Ricky Hunley	LB	6-2	242	Arizona	52	29	1984-87
25	Daniel Hunter	CB	5-11	178	Henderson State	26	0	1985-86
8	Todd Husak	QB	6-3	216	Stanford	0	0	2001
65/67	Glenn Hyde	G/T	6-3	253	Pittsburgh	99	11	1976-81, '84-85
<b>I</b>								
73	Martin Imhof	DE	6-6	255	San Diego State	1	0	1976
62	Jerry Inman	DT	6-2	256	Oregon	82	*19	1966-73
<b>J</b>								
29	Bernard Jackson	DB	6-0	178	Washington State	46	43	1977-80
17	Jarious Jackson	QB	6-0	228	Notre Dame	5	1	2000-03
68	Larron Jackson	G	6-3	270	Missouri	54	46	1971-74
78	Larry Jackson	DE	6-3	262	Texas A&M	0	0	1995
80	Mark Jackson	WR	5-9	180	Purdue	100	68	1986-92
14/89/81	Nate Jackson	TE	6-3	235	Menlo College	31	1	2003-07
87	Richard Jackson	DE	6-3	255	Southern	67	*52	1967-72
25/28	Roger Jackson	DB	6-0	186	Bethune-Cookman	53	6	1982-85, '87

No.	Name	Pos.	Hgt.	Wgt.	College	GP	GS	Years
57	Tom Jackson	LB	5-11	220	Louisville	191	177	1973-86
52	Frank Jackunas	C	6-3	225	Detroit Mercy	0	0	1963
50	Ray Jacobs	LB	6-2	244	North Carolina	31	0	1994-95
83	Ray Jacobs	DT	6-3	285	Howard Payne	46	N/A	1963-66
19	Taylor Jacobs	WR	6-1	210	Florida	6	0	2007
20	Tory James	CB	6-1	195	Louisiana State	48	6	1996-99
70	Charlie Janerette	DT	6-3	265	Penn State	28	N/A	1964-65
26	Tom Janik	DB/P	6-3	190	Texas A&I	23	N/A	1963-64
43	Pete Jaquess	DB	6-0	185	Eastern New Mexico	36	*13	1967-70
81/82	Patrick Jeffers	WR	6-3	218	Virginia	14	0	1996-97
32	Billy Jenkins	S	5-10	205	Howard	22	16	2000-01
30	Jim Jensen	RB	6-3	230	Iowa	41	20	1977-80
81	William Jessup	E	6-1	195	Southern California	9	N/A	1960
51	Eugene Jeter	LB	6-3	235	Arkansas AM&N	30	N/A	1965-67
3	William (Billy) Joe	FB	6-2	235	Villanova	28	N/A	1963-64
86	Barry Johnson	WR	6-2	197	Maryland	4	0	1991
86	Butch Johnson	WR	6-1	187	Cal-Riverside	32	17	1984-85
12	Charley Johnson	QB	6-1	200	New Mexico State	54	41	1972-75
66	Chuck Johnson	T	6-5	275	Texas	16	0	1992-93
25	Darius Johnson	CB/S	5-9	185	Oklahoma	61	4	1996-99
21	Earl Johnson†	DB	6-0	195	South Carolina	3	3	1987
61	Ellis Johnson	DT	6-2	288	Florida	13	0	2004
87	Jason Johnson	WR	5-10	178	Illinois State	8	0	1988
90	Jerry Johnson	DT	6-0	290	Florida State	9	0	2000-01
39	Kyle Johnson	FB	6-0	242	Syracuse	45	24	2002, '04-07
99	Raylee Johnson	DE	6-3	272	Arkansas	14	1	2004
89	Reggie Johnson	TE	6-2	256	Florida State	44	22	1991-93
82	Vance Johnson	WR	5-11	185	Arizona	128	80	1985-93, '95
95	Tim Joiner†	LB	6-4	235	Louisiana State	3	3	1987
26	Calvin Jones	CB	5-7	170	Washington	46	44	1973-76
53	Danté Jones	LB	6-1	235	Oklahoma	5	5	1995
20	Darryl Jones†	DB	6-0	190	Georgia	1	1	1987
69	David Jones†	OL	6-3	262	Texas	3	1	1987
72	Ernest Jones	DE	6-2	263	Oregon	8	0	1996-98
35	Henry Jones	RB	6-2	235	Grambling	2	0	1969
93	James Jones	DT	6-2	290	Northern Iowa	16	16	1995
80	Jim Jones	WR	6-3	195	Wisconsin	13	0	1968
60	K.C. Jones	C	6-1	275	Miami (Fla.)	16	0	1997-2000
32	Leonard Jones†	DB	6-2	185	Texas State	2	0	1987
31	Rondell Jones	S	6-2	210	North Carolina	62	3	1993-96
75	Rulon Jones	DE	6-6	260	Utah State	129	100	1980-88
77	Tony Jones	T	6-5	290	Western Carolina	60	60	1997-2000
31	Victor Jones	RB	5-8	212	Louisiana State	16	1	1992
54/85	Larry Jordan	E/LB	6-6	230	Youngstown State	10	N/A	1962, '64
83	Donald G. Joyce	E	6-3	253	Tulane	6	N/A	1962
99	Seth Joyner	LB	6-2	245	Texas-El Paso	16	1	1998
66	Jim Juriga	T/G	6-6	269	Illinois	32	31	1986-90
<b>K</b>								
55	John Kacherski	LB	6-2	240	Ohio State	7	0	1992
59	Larry Kaminski	C	6-2	245	Purdue	96	*54	1966-73
72	Bob Kampa	DT	6-4	252	California	4	1	1974
13	Danny Kanell	QB	6-3	218	Florida State	5	2	2003-04
12	Ken Karcher	QB	6-3	205	Tulane	4	3	1987-88
3	Rich Karlis	K	6-0	180	Cincinnati	101	0	1982-88
72	Keith Kartz	C/T	6-4	270	California	100	89	1987-94
82	Kevin Kasper	WR	6-0	193	Iowa	14	4	2001-02
88	Clarence Kay	TE	6-2	237	Georgia	135	126	1984-92
61	Bill Keating	DT	6-2	242	Michigan	20	N/A	1966-67
32	Mike Kellogg	FB	6-0	230	Santa Clara	10	N/A	1966-67
86/87	Pat Kelly	TE	6-6	252	Syracuse	32	1	1988-89
28	Kenoy Kennedy	S	6-1	215	Arkansas	73	59	2000-04
85	Eddie Kennison	WR	6-0	195	Louisiana State	8	6	2001
68	Crawford Ker	G	6-3	288	Florida	12	10	1991
32	Jon Keyworth	RB	6-3	230	Colorado	95	69	1974-80
33	Jim Kiick	RB	5-11	214	Wyoming	17	0	1976-77
80/82	Tony Kimbrough	WR	6-2	192	Jackson State	27	0	1993-94
81	Todd Kinchen	WR	5-11	187	Louisiana State	7	0	1996
70	Donald W. King	E	6-3	260	Kentucky	14	N/A	1960
84	Vince Kinney	WR	6-2	190	Maryland	23	0	1978-79
87	David Kircus	WR	6-2	192	Grand Valley State	16	0	2006
97	Bruce Klostermann	LB	6-4	230	South Dakota State	37	5	1986-89
16	Jeff Knapple	QB	6-2	200	Northern Colorado	2	0	1980
99	Shawn Knight	NT	6-6	290	Brigham Young	14	0	1988
4	Micah Knorr	P/K	6-2	199	Utah State	36	0	2002-04
56	Mike Knox†	LB	6-2	240	Nebraska	3	0	1987
73	Robert E. Konovsky	E	6-2	246	Wisconsin	13	N/A	1961
71	Greg Kragen	NT	6-3	263	Utah State	136	116	1985-93

# BRONCOS ALL-TIME ROSTER, CONT.

No.	Name	Pos.	Hgt.	Wgt.	College	GP	GS	Years
86	Jim Krieg	WR	5-9	172	Washington	6	0	1972
12	Gary Kroner	K	6-1	200	Wisconsin	31	N/A	1965-67
52	Ray Kubala	C	6-5	265	Texas A&M	41	N/A	1964-67
8	Gary Kubiak	QB	6-0	192	Texas A&M	119	5	1983-91
52	Frank W. Kuchta	C	6-2	225	Notre Dame	12	N/A	1960
<b>73</b>	<b>Chris Kuper</b>	<b>G</b>	<b>6-4</b>	<b>302</b>	<b>North Dakota</b>	<b>17</b>	<b>11</b>	<b>2006-07</b>
22	Aaron Kyle	DB	5-11	185	Wyoming	35	34	1980-82
<b>L</b>								
40	Ron Lamb	FB	6-2	225	South Carolina	3	3	1968
51/76	Gordon Lambert	LB	6-5	245	Tennessee-Martin	14	0	1968-69
50	Pat Lamberti Jr.	LB	6-2	225	Richmond	7	N/A	1961
33	Gene Lang	RB	5-10	196	Louisiana State	55	10	1984-87
76	Kenard Lang	DE	6-3	264	Miami (Fla.)	16	16	2006
21	Le-Lo Lang	CB	5-11	185	Washington	54	1	1990-93
67/76	Ken Lanier	T	6-3	281	Florida State	177	165	1981-92, '94
80	Dan LaRose	DE	6-5	250	Missouri	11	N/A	1966
77	Carl James Carpenter	G	6-4	235	Texas	28	N/A	1960-61
87	Bill Larson	TE	6-4	225	Colorado State	2	0	1980
45	Bill Laskey	LB	6-3	235	Michigan	25	21	1973-74
73	Isaac T. Lassiter	E	6-5	270	St. Augustine	23	N/A	1962-64
75	Kit Lathrop	DE	6-5	255	Arizona State	9	0	1979
72	Don Latimer	DT	6-3	259	Miami (Fla.)	80	8	1978-83
<b>48/83</b>	<b>Mike Leach</b>	<b>TE/LS</b>	<b>6-2</b>	<b>245</b>	<b>William &amp; Mary</b>	<b>88</b>	<b>0</b>	<b>2002-07</b>
10	Jim LeClair	QB	6-1	200	C.W. Post	8	*2	1967-68
53	Roger LeClerc	C	6-3	235	Trinity (Conn.)	8	N/A	1967
15	Jacky Lee	QB	6-1	189	Cincinnati	18	N/A	1964-65
68	Larry Lee	C/G	6-2	265	UCLA	13	5	1987-88
81	Max Leetzow	DE	6-4	240	Idaho	28	N/A	1965-66
85	Ashley Lelie	WR	6-3	200	Hawaii	64	40	2002-05
54	Mike Lemon	LB	6-2	218	Kansas	1	0	1975
28	Jack Lentz	S	6-0	190	Holy Cross	26	*7	1967-68
78	Matt Lepsis	T	6-4	290	Colorado	150	133	1997-2007
26	Darrell Lester	FB	6-2	228	McNeese State	23	N/A	1965-66
94	Leon Lett	DE	6-6	290	Emporia State	12	0	2001
54	D.D. Lewis	LB	6-1	241	Texas	5	0	2007
20/41	Greg Lewis	RB	5-10	214	Washington	32	5	1991-92
24	Hal Lewis	DB	6-0	185	Arizona State	1	0	1968
48	Herman Lewis	E	6-2	188	Virginia Union	0	0	1968
8	Jeff Lewis	QB	6-2	211	Northern Arizona	5	0	1996-98
22	Tony Lilly	S	6-0	199	Florida	58	15	1984-87
33	Hub Lindsey	HB	5-11	196	Wyoming	3	0	1968
2	Steve Lindsey	K	6-1	185	Mississippi	6	0	2000
14	Pete Liske	QB	6-3	200	Penn State	18	11	1969-70
44	Floyd Little	HB	5-10	196	Syracuse	117	*93	1967-75
74	Bill Lobenstein†	DL	6-3	261	Wisconsin-Whitewater	3	0	1987
89	Kerry Locklin†	TE	6-3	230	New Mexico State	3	0	1987
97	Mike Lodish	DT	6-3	275	UCLA	92	19	1995-2000
89	Dave Logan	WR	6-4	219	Colorado	4	0	1984
31	Derek Loville	RB	5-10	203	Oregon	42	0	1997-99
58/59	Tim Lucas	LB	6-3	230	California	75	11	1987-93
21	Tommy Luke	LB	6-0	190	Mississippi	7	1	1968
10	Triandos Luke	WR	5-10	189	Alabama	10	0	2004
22	Fran Lynch	HB	6-1	205	Hofstra	99	*14	1967-76
<b>47</b>	<b>John Lynch</b>	<b>S</b>	<b>6-2</b>	<b>220</b>	<b>Stanford</b>	<b>60</b>	<b>59</b>	<b>2004-07</b>
37	Anthony Lynn	RB	6-3	230	Texas Tech	61	0	1993, '97-99
61	Tom Lyons	G	6-2	230	Georgia	73	62	1971-76
41	Rob Lytle	TE/RB	5-11	195	Michigan	87	23	1977-83
<b>M</b>								
52	Dan MacDonald†	LB	6-2	230	Idaho State	3	0	1987
8	Tommy Maddox	QB	6-4	205	UCLA	29	4	1992-93
82	Adrian Madise	WR	5-11	215	Texas Christian	11	0	2003-04
78	Don Maggs	G/T	6-5	290	Tulane	16	3	1993-94
<b>98</b>	<b>Josh Mallard</b>	<b>DL</b>	<b>6-2</b>	<b>259</b>	<b>Georgia</b>	<b>8</b>	<b>0</b>	<b>2007</b>
33	Ernest G. (Pete) Mangum	LB	6-0	219	Mississippi	14	N/A	1960
83	Wade Manning	WR	5-11	190	Ohio State	25	0	1981-82
66/69	Brison Manor	DE	6-4	247	Arkansas	107	34	1977-84
50	Bobby Maples	C	6-3	250	Baylor	98	61	1972-78
86	Arthur Marshall	WR	5-11	175	Georgia	32	10	1992-93
<b>15</b>	<b>Brandon Marshall</b>	<b>WR</b>	<b>6-4</b>	<b>230</b>	<b>Central Florida</b>	<b>31</b>	<b>17</b>	<b>2006-07</b>
43	Charles E. Marshall	HB	6-0	180	Oregon State	5	N/A	1962
29	Warren Marshall	RB	6-0	218	James Madison	1	0	1987
47	Paul Martha	S	6-0	187	Pittsburgh	13	12	1970
<b>17</b>	<b>Glenn Martinez</b>	<b>WR</b>	<b>6-1</b>	<b>183</b>	<b>Saginaw Valley State</b>	<b>12</b>	<b>1</b>	<b>2007</b>

No.	Name	Pos.	Hgt.	Wgt.	College	GP	GS	Years
83/85	Rick Massie	WR	6-1	190	Kentucky	13	4	1987-88
81	Billy Masters	TE	6-5	240	Louisiana State	66	29	1970-74
73	Pat Matson	G	6-1	245	Oregon	28	N/A	1966-67
55	Archie Matsos	LB	6-0	217	Michigan State	9	N/A	1966
76/77	Jack Mattox	T	6-4	240	Fresno State	8	N/A	1961-62
55	Marv Matuszak	LB	6-3	232	Tulsa	14	N/A	1964
8	Matt Mauck	QB	6-1	213	Louisiana State	0	0	2004
74	Andy Maurer	T	6-3	265	Oregon	13	13	1977
14	Dean May†	QB	6-5	220	Louisville	3	0	1987
56	Ray May	LB	6-1	230	Southern California	33	30	1973-75
87	Ed McCaffrey	WR	6-5	215	Stanford	120	104	1995-2003
40	Brendan McCarthy	FB	6-3	220	Boston College	8	5	1968-69
10/11	John McCormick	QB	6-1	208	Massachusetts	38	N/A	1963-66, '68
96	Jake McCullough	DE	6-5	270	Clemson	16	0	1989-90
67	Robert V. McCullough	G	6-2	245	Colorado	56	N/A	1962-65
33	Lawrence McCutcheon	RB	6-1	205	Colorado State	6	0	1980
54	Ed (Wahoo) McDaniel	LB	6-1	235	Oklahoma	42	N/A	1961-63
82	Orlando McDaniel	WR	6-0	180	Louisiana State	3	0	1982
68	Reggie McElroy	G/T	6-6	290	West Texas State	23	0	1995-96
64	Lewis P. (Bud) McFadin	DT	6-3	260	Texas	56	N/A	1960-63
47	John McGeever	DB	6-1	195	Auburn	55	N/A	1962-65
85	Phil McGeoghan	WR	6-2	224	Maine	2	0	2001
91	Chester McGlockton	DT	6-4	334	Clemson	32	31	2001-02
89	Keli McGregor	TE	6-6	250	Colorado State	2	0	1985
83	Travis McGriff	WR	5-8	185	Florida	34	0	1999-2001
16	Monte McGuire†	QB	6-4	202	Texas Tech	2	0	1987
<b>99</b>	<b>Alvin McKinley</b>	<b>DT</b>	<b>6-3</b>	<b>294</b>	<b>Mississippi State</b>	<b>15</b>	<b>10</b>	<b>2007</b>
58	Bill McKoy	LB	6-3	235	Purdue	30	9	1970-72
26	Tim McKyer	CB	6-0	178	Texas-Arlington	16	1	1997
68	Ron McLean†	DL	6-3	270	Cal State Fullerton	3	0	1987
45	James R. McMillin	DB	6-0	190	Colorado State	47	N/A	1960-62, '64-65
41	Robert McNamara	HB	6-0	190	Minnesota	14	N/A	1960-61
47	Ryan McNeil	CB	6-2	210	Miami (Fla.)	4	0	2003
75	Adam Meadows	T	6-5	290	Georgia	3	3	2006
77/97	Karl Mecklenburg	LB/DE	6-3	240	Minnesota	180	141	1983-94
61	Bob Meeks	C	6-2	279	Auburn	8	0	1992-94
64	Jon Melander	G	6-7	280	Minnesota	29	22	1993-94
63	Richard Mercier	G	6-3	299	Miami (Fla.)	0	0	2000
59	Mark Merrill	LB	6-4	237	Minnesota	17	0	1981-82
46/87	Bobby Micho	RB/TE	6-3	236	Texas	20	3	1986-87
23	Willie Middlebrooks	CB	6-1	200	Minnesota	51	2	2001-04
22	Glyn Milburn	RB	5-8	177	Stanford	48	6	1993-95
17	Hugh Millen	QB	6-5	216	Washington	8	2	1994-95
83	Anthony Miller	WR	5-11	190	Tennessee	46	45	1994-96
82	Billy Miller	WR	6-3	230	Southern California	22	0	1999-2000
12	Chris Miller	QB	6-2	204	Oregon	3	3	1999
52	Jeff Mills	LB	6-3	244	Nebraska	41	3	1990-93
21	Eugene Mingo	HB/K	6-2	216	No college	59	N/A	1960-64
71	Claudia Minor	T	6-4	280	San Diego State	125	123	1974-82
20	Tommy Earl Minter	HB	5-10	178	Baylor	7	N/A	1962
67	Dean Miraldi	T	6-5	266	Utah	10	0	1985
75	Rex Mirich	DE	6-4	250	Northern Arizona	34	*12	1967-69
49	Alvin Mitchell	S/WR	6-3	195	Morgan State	2	0	1970
27	Charlie Mitchell	HB	5-11	185	Washington	56	N/A	1963-67
41	Leroy Mitchell	CB	6-1	190	Texas Southern	40	40	1971-73
51	John Mobley	LB	6-1	236	Kutztown	105	102	1996-2003
89	Orson Mobley	TE	6-5	256	Salem College (W.V.)	62	33	1986-90
22	Alton Montgomery	S/CB	6-0	200	Houston	43	5	1990-92
78	Marv Montgomery	T	6-6	255	Southern California	57	25	1971-76
21	Randy Montgomery	CB	5-11	182	Weber State	26	10	1971-73
81/83	Scottie Montgomery	WR	6-1	195	Duke	4	0	2000-02
52	Mike Montler	C	6-5	254	Colorado	14	14	1977
48	Alex Moore	HB	6-0	195	Norfolk State	3	0	1968
87	Bob Moore	TE	6-3	220	Stanford	8	2	1978
23	Jason Moore	S	5-10	191	San Diego State	6	0	1999
78	Leroy Moore	DE	6-2	240	Fort Valley State	26	N/A	1964-65
69	Mookie Moore	G	6-2	318	Troy State	0	0	2001-02
76	Randy Moore	DT	6-2	241	Arizona State	8	0	1976
12	Shawn Moore	QB	6-2	213	Virginia	3	0	1991-93
86	Emery Moorehead	WR/RB	6-2	218	Colorado	16	0	1980
11	Quincy Morgan	WR	6-1	215	Kansas State	7	0	2006
7	Craig Morton	QB	6-4	214	California	72	64	1977-82
25	Haven Moses	WR	6-2	208	San Diego State	140	127	1972-81
85	John Mosier	TE	6-3	220	Kansas	11	1	1971
<b>94</b>	<b>Jarvis Moss</b>	<b>DE</b>	<b>6-6</b>	<b>265</b>	<b>Florida</b>	<b>6</b>	<b>1</b>	<b>2007</b>
86	Bobby Moten	TE	6-4	212	Bishop College	3	0	1968
51	Marc Munford	LB	6-2	231	Nebraska	48	16	1987-90
57	Mark Murray	LB	6-2	240	Florida	6	0	1991

# BRONCOS ALL-TIME ROSTER, CONT.

No.	Name	Pos.	Hgt.	Wgt.	College	GP	GS	Years
14	Bill Musgrave	QB	6-3	215	Oregon	9	1	1995-96
85/71	<b>Chad Mustard</b>	<b>TE/T</b>	<b>6-6</b>	<b>277</b>	<b>North Dakota</b>	<b>24</b>	<b>6</b>	<b>2006-07</b>
62	Chris Myers	C/G	6-4	300	Miami (Fla.)	41	16	2005-07
96	Michael Myers	DT	6-2	300	Alabama	32	31	2005-06
29	Wilbur Myers	S	5-11	195	Delta State	16	0	1983
39	Jesse Myles	RB	5-10	210	Louisiana State	22	0	1983-84
54	Chip Myrtle	LB	6-2	225	Maryland	81	*40	1967-72
<b>N</b>								
58	Rob Nairne	LB	6-4	223	Oregon State	55	21	1977-80
66	<b>Tom Nalen</b>	<b>C</b>	<b>6-3</b>	<b>286</b>	<b>Boston College</b>	<b>194</b>	<b>188</b>	<b>1994-2007</b>
29	Damien Nash	RB	5-10	220	Missouri	3	0	2006
82	Marcus Nash	WR	6-3	195	Tennessee	10	1	1998-99
84	Ricky Nattiel	WR	5-9	180	Florida	70	17	1987-92
6	Joe Nedney	K	6-4	215	San Jose State	3	0	2000
62	Dan Neil	G	6-2	285	Texas	108	104	1997-2004
80	Ron Nery	E	6-6	247	Wisconsin	4	N/A	1963
76	Tom Neville	T	6-4	260	Mississippi State	16	15	1978
51	Lee (Mike) Nichols	C	6-3	225	Arkansas A&M	28	N/A	1960-61
43	John Nocera	LB	6-1	220	Iowa	9	N/A	1963
68	Tom Nomina	T	6-3	260	Miami (Ohio)	37	N/A	1963-65
38	Ben Norman	RB	6-1	212	Colorado State	3	0	1980
1/4	Chris Norman	P	6-2	198	South Carolina	38	0	1984-86
15	Philip H. Nugent	HB	6-2	195	Tulane	12	N/A	1961
<b>O</b>								
27	Tom Oberg	S	6-0	185	Portland State	16	13	1968-69
88	Riley Odoms	TE	6-4	230	Houston	153	134	1972-83
42	Muhammad Oliver	DB	5-11	179	Oregon	3	0	1992
58	Phil Olsen	C	6-5	265	Utah State	27	5	1975-76
76	Harold Olson	T	6-2	255	Clemson	28	N/A	1963-64
0	John Olszewski	FB	5-11	200	California	12	N/A	1962
66	Jim O'Malley	LB	6-1	229	Notre Dame	40	5	1973-75
24	Deltha O'Neal	CB	5-10	196	California	61	36	2000-03
91	Willie Oshodin	DE	6-4	265	Villanova	30	5	1993-95
<b>P</b>								
95	Anton Palepoi	DE	6-3	283	Nevada-Las Vegas	11	0	2004
23	Chris Pane	DB	5-11	184	Chico State	36	1	1976-79
56	Don Parish	LB	6-1	220	Stanford	1	1	1972
60	Ernie Park	G	6-3	253	McMurray College	14	N/A	1967
60	Charlie Parker	G	6-1	245	Southern Mississippi	14	N/A	1965
1	Daren Parker	P	6-0	185	South Carolina	3	0	1992
74	Scott Parrish	T	6-6	265	Utah State	0	0	1976
24	Rick Parros	RB	5-11	200	Utah State	46	32	1980-84
12	Al Pastrana	QB	6-1	190	Maryland	7	3	1969-70
28	Tito Paul	CB	6-0	195	Ohio State	16	0	1998
2	<b>Sam Paulescu</b>	<b>P</b>	<b>6-0</b>	<b>189</b>	<b>Oregon State</b>	<b>1</b>	<b>0</b>	<b>2007</b>
41	<b>Karl Paymah</b>	<b>CB</b>	<b>6-0</b>	<b>200</b>	<b>Washington State</b>	<b>44</b>	<b>3</b>	<b>2005-07</b>
88	Russell Payne†	TE	6-1	240	Appalachian State	1	0	1987
64	<b>Erik Pears</b>	<b>T</b>	<b>6-8</b>	<b>305</b>	<b>Colorado State</b>	<b>32</b>	<b>16</b>	<b>2006-07</b>
71	Jack Peavey†	OL	6-2	260	Troy State	3	1	1987
12	Craig Penrose	QB	6-3	211	San Diego State	18	4	1976-79
71	James W. Perkins	T	6-2	250	Colorado	42	N/A	1962-64
33/35	Lonnie Perrin	RB	6-1	222	Illinois	44	5	1976-78
60	Gerald Perry	G/T	6-6	300	Southern	40	29	1988-90
95	Michael Dean Perry	DT	6-1	285	Clemson	38	37	1995-97
33	Robert Perryman	FB	6-1	233	Michigan	19	8	1991-92
77	Anton Peters	T	6-4	245	Florida	10	N/A	1963
90/97	<b>Kenny Peterson</b>	<b>DE</b>	<b>6-3</b>	<b>285</b>	<b>Ohio State</b>	<b>10</b>	<b>0</b>	<b>2006-07</b>
26	Lyle Pickens†	DB	5-10	175	Colorado	1	0	1987
58	Terry Pierce	LB	6-1	251	Kansas State	18	0	2003-04
74	Evan Pilgrim	OL	6-4	304	Brigham Young	0	0	1999
95	Kavika Pittman	DE	6-6	273	McNeese State	45	44	2000-02
48	John Pitts	S	6-4	218	Arizona State	22	4	1973-75
82	Dave Pivec	TE	6-3	230	Notre Dame	14	5	1969
38	Bruce Plummer	DB	6-0	197	Mississippi State	26	0	1987-88, '90
16	Jake Plummer	QB	6-2	212	Arizona State	59	54	2003-06
22	Bobby Ply	DB	6-1	190	Baylor	1	N/A	1967
21	Randy Polt†	DB	6-3	190	Stanford	29	2	1975-77
47	David Pool	DB	5-9	182	Carson-Newman	0	0	1993
81	Keith Poole	WR	6-0	188	Arizona State	6	3	2001
34	Nathan Poole	RB	5-9	210	Louisville	30	13	1982-83, '85, '87
37	Tyrone Poole	CB	5-8	188	Fort Valley State	16	4	2002
75	Monsanto Pope	DT	6-3	300	Virginia	48	21	2002-05

No.	Name	Pos.	Hgt.	Wgt.	College	GP	GS	Years
31	Kerry Porter	RB	6-1	215	Washington State	13	3	1990
26	Clinton Portis	RB	5-11	205	Miami (Fla.)	29	25	2002-03
23	Dickie Post	RB	5-9	190	Houston	6	1	1971
31	Darryl Pounds	CB	5-10	185	Nicholls State	9	0	2000
91	Warren Powers	DE	6-6	287	Maryland	44	28	1989-91
5	<b>Matt Prater</b>	<b>K</b>	<b>5-10</b>	<b>180</b>	<b>Central Florida</b>	<b>2</b>	<b>0</b>	<b>2007</b>
88	Eugene Prebola	E	6-3	225	Boston University	42	N/A	1961-63
23	Steve Preece	S	6-1	195	Oregon State	13	9	1972
46	Dave Preston	HB	5-10	185	Bowling Green	76	37	1978-83
11	Luke Prestridge	P	6-4	235	Baylor	73	0	1979-83
56	James Price	LB	6-2	225	Auburn	6	N/A	1964
25	Errol Prisky	DB	5-10	184	Cincinnati	5	N/A	1967
81	Mike Pritchard	WR	5-10	188	Colorado	18	13	1994-95
93	Trevor Pryce	DL	6-5	286	Clemson	121	114	1997-2005
88	Jeb Putzier	TE	6-4	256	Boise State	39	10	2002-05
83	John J. Pyeatt	HB	6-3	204	No college	17	N/A	1960-61
<b>Q</b>								
26	Frank Quayle	RB	5-10	195	Virginia	11	2	1969
<b>R</b>								
78	Bruce Radford	DE	6-5	257	Grambling	16	0	1979
11	<b>Patrick Ramsey</b>	<b>QB</b>	<b>6-2</b>	<b>225</b>	<b>Tulane</b>	<b>2</b>	<b>0</b>	<b>2007</b>
10	Steve Ramsey	QB	6-2	210	North Texas State	53	31	1971-76
99	Montae Reagor	DE	6-3	285	Texas Tech	45	1	1999-2002
N/A	Leo T. Reed	T	6-4	240	Colorado State	4	N/A	1961
32	Tony Reed	RB	5-11	197	Colorado	15	0	1981
43	Izell Reese	S	6-2	190	Alabama-Birmingham	15	15	2002
41	Johnathan Reese	RB	6-1	220	Columbia	0	0	2004
74	Dan Remsberg	T	6-6	275	Abilene Christian	21	1	1986-87
97	Simeon Rice	DE	6-5	268	Illinois	6	1	2007
40	Randy Rich	DB	5-10	178	New Mexico	0	0	1977
43	Bob Richardson	DB	6-1	180	UCLA	9	N/A	1966
99	David Richie	DT	6-4	280	Washington	2	0	1997
58	Frank Richter	LB	6-3	235	Georgia	34	*11	1967-69
26	Larry Riley	DB	5-10	192	Salem College (N.C.)	5	0	1977
38	Reggie Rivers	RB	6-1	215	Southwest Texas State	96	5	1991-96
59	Joe Rizzo	LB	6-1	220	U.S. Merchant Marine Academy	81	62	1974-80
48	Randy Robbins	DB	6-2	189	Arizona	116	26	1984-91
36	Frank Robinson	CB	5-11	175	Boise State	28	2	1992-93
94	Jeff Robinson	DE	6-4	270	Idaho	64	0	1993-96
95	Jeroy Robinson	LB	6-1	241	Texas A&M	3	0	1990
17	Matt Robinson	QB	6-2	196	Georgia	14	7	1980
77	Alden Roche	DE	6-4	255	Southern	14	0	1970
4	Ruben Rodriguez	P	6-2	210	Arizona	5	0	1992
68	William E. Roehne†	LB	6-1	227	Bradley	18	N/A	1961-62
43	<b>Roderick Rogers</b>	<b>S</b>	<b>6-2</b>	<b>187</b>	<b>Wisconsin</b>	<b>2</b>	<b>0</b>	<b>2007</b>
73	Stan Rogers	T	6-4	256	Maryland	14	2	1975
35	David S. Rolle	FB	6-0	215	Oklahoma	14	N/A	1960-61
53	Bill Romanowski	LB	6-4	245	Boston College	96	96	1996-2001
42	Al Romine	HB	6-2	191	Florence State	14	N/A	1960
81	Barry Rose	WR	6-0	185	Wisconsin-Stevens Point	3	0	1993
30	Oliver Ross	RB	6-0	210	Alabama A&M	25	0	1973-75
11	Tobin Rote	QB	6-2	211	Rice	3	N/A	1966
16	Tom Rouen	P	6-3	225	Colorado	152	0	1993-2002
33	Justin D. Rowland	HB	6-2	188	Texas Christian	10	N/A	1962
46	John Rowser	DB	6-1	190	Michigan	38	37	1974-76
11	T.J. Rubley	QB	6-3	212	Tulsa	0	0	1996
40	Martin Rudolph†	DB	5-10	183	Arizona	3	1	1987
57	Mike Ruether	C	6-4	279	Texas	17	0	1988-89
58	Steve Russ	LB	6-4	245	Air Force	24	0	1997-2000
39	Darryl Russell†	DB	6-0	190	Appalachian State	3	0	1987
85	Derek Russell	WR	6-0	195	Arkansas	50	36	1991-94
42	Leonard Russell	RB	6-2	235	Arizona State	14	13	1994
53	Johnny Rutledge	LB	6-3	239	Florida	6	0	2003
50	Jim Ryan	LB	6-1	225	William & Mary	150	91	1979-88
80	Tom Rychlec	E	6-3	220	American International	3	N/A	1963
<b>S</b>								
26	George Saimes	S	5-11	186	Michigan State	30	19	1970-72
74	Ephraim Salaam	T	6-7	295	San Diego State	30	30	2002-03
74	Harvey Salem	T	6-6	283	California	10	0	1991
84	Clint Sampson	WR	5-11	183	San Diego State	59	10	1983-86
55	Glenell Sanders	LB	6-1	228	Louisiana Tech	1	0	1994
37	<b>Cecil Sapp</b>	<b>RB</b>	<b>5-11</b>	<b>229</b>	<b>Colorado State</b>	<b>49</b>	<b>9</b>	<b>2003-07</b>
10	Todd Sauerbrun	P	5-10	215	West Virginia	30	0	2005-07
83	John Sawyer	TE	6-2	240	Southern Mississippi	17	11	1983-84
54	Ron Sbranti	LB	6-2	230	Utah State	14	N/A	1966
82	Bob Scarpitto	WR/P	5-11	192	Notre Dame	81	N/A	1962-67



# BRONCOS ALL-TIME ROSTER, CONT.

No.	Name	Pos.	Hgt.	Wgt.	College	GP	GS	Years
67	Carl Schaukowitch	G	6-3	235	Penn State	11	2	1975
88	<b>Tony Scheffler</b>	<b>TE</b>	<b>6-5</b>	<b>250</b>	<b>Western Michigan</b>	<b>29</b>	<b>12</b>	<b>2006-07</b>
67	Steve Schindler	G	6-3	256	Boston College	28	4	1977-78
69	Mark Schlereth	G	6-3	282	Idaho	81	81	1995-2000
64	Mike Schnitker	G	6-3	245	Colorado	74	26	1969-74
74	Bill Schultz	T	6-5	305	Southern California	2	0	1995
84/86	John Schultz	WR	5-10	182	Maryland	32	0	1976-78
66	Carlos Scott†	C	6-2	305	Texas-El Paso	0	0	1987
45	Lew Scott	DB	5-11	170	Oregon State	13	N/A	1966
76	Kirk Scrafford	T	6-6	270	Montana	32	7	1993-94
35	James H. Sears	HB	5-11	183	Southern California	2	N/A	1960-61
21	Goldie Sellers	DB	6-2	198	Grambling	27	N/A	1966-67
45	Jeff Severson	DB	6-1	183	Long Beach State	14	3	1975
30	Steve Sewell	RB/WR	6-3	210	Oklahoma	94	15	1985-92
65	Don Shackelford	G	6-4	255	Pacific	8	N/A	1964
75	Rick Sharp	T	6-3	265	Washington	12	0	1972
81/84	Shannon Sharpe	TE	6-2	228	Savannah State	172	139	1990-99, '02-03
17	George H. Shaw	QB	6-1	183	Oregon	13	N/A	1962
45	Richard Shelton	CB	5-10	180	Liberty	4	0	1989
84	Rod Sherman	WR	6-0	190	Southern California	14	13	1972
88	Mike Sherrard	WR	6-1	185	UCLA	15	0	1996
75	Roger Shoals	T	6-4	260	Maryland	14	14	1971
40/28	Jeff Shoate	CB	5-10	180	San Diego State	14	0	2004-05, '07
63	Laval Short	DT	6-3	250	Colorado	15	0	1980
80	Jerry Simmons	WR	6-0	190	Bethune-Cookman	51	35	1971-74
51	Leon Simmons	LB	6-0	225	Grambling	2	N/A	1963
51	Mike Simone	LB	6-0	210	Stanford	42	3	1972-74
67	Jackie Simpson	LB	6-0	225	Mississippi	6	N/A	1961
45	John Sklopan	HB	5-10	200	Southern Mississippi	3	N/A	1963
7/14	Milton (Mickey) Slaughter	QB	6-2	204	Louisiana Tech	40	N/A	1963-66
39	Tom Smiley	RB	6-1	235	Lamar Tech	14	9	1969
56	Aaron Smith	LB	6-2	223	Utah State	10	0	1984
55	Art Smith	LB	6-1	222	Hawaii	2	0	1980
26	Ben Smith	CB	6-3	208	Georgia	14	14	1994
20	Daniel Eugene Smith	HB	5-10	180	Northeast Oklahoma	4	N/A	1961
49	Dennis Smith	S	6-3	200	Southern California	184	170	1981-94
42	Detron Smith	FB	5-10	230	Texas A&M	91	2	1996-2001
14	Don Smith	G	6-4	240	Florida A&M	2	N/A	1967
75	Ed Smith	DE	6-5	241	Colorado College	16	3	1973-75
28	Elliott Smith	CB	6-2	192	Alcorn A&M	9	0	1990
72	Harold Smith	T	6-5	250	UCLA	3	N/A	1960
N/A	Hugh B. Smith	E	6-4	217	Kansas	0	0	1962
47	James Smith	S	6-3	190	Utah State	2	1	1969
57	Matt Smith†	LB	6-2	234	West Virginia	3	0	1987
65	Monte Smith	G	6-5	270	North Dakota	14	0	1989
90	Neil Smith	DE	6-4	270	Nebraska	43	35	1997-99
26	Paul Smith	RB	5-11	242	Texas-El Paso	14	0	2007
70	Paul Smith	DT/DE	6-3	256	New Mexico	133	72	1968-78
45	Perry Smith	DB	6-1	195	Colorado State	26	5	1980-81
80	Rod Smith	WR	6-0	200	Missouri Southern	183	158	1995-2007
32	Sammie Smith	RB	6-2	226	Florida State	3	1	1992
71	Willie Smith	G	6-3	255	Michigan	14	N/A	1960
72	Isaac Snell	G	6-6	288	North Dakota State	0	0	2007
84	Matt Snorton	TE	6-5	250	Michigan State	5	N/A	1964
70	Brian Sochia	NT/DE	6-3	270	Northwestern Oklahoma St.	26	16	1991-92
39	Roland Solomon	CB	6-0	193	Utah	4	0	1981
51	Henry Sorrell	LB	6-1	215	Chattanooga	10	N/A	1967
33	Jimmy Spencer	CB	5-9	188	Florida	53	8	2000-03
59	Donnie Spragan	LB	6-3	239	Stanford	48	22	2002-04
78	Rich Stachowski	DE/NT	6-4	245	California	14	0	1983
62	Jerry N. Stalcup	LB	6-1	240	Wisconsin	22	N/A	1961-62
85	Tim Stallworth	WR	5-10	185	Washington State	1	0	1990
14	Scott Stankavage	QB	6-1	194	North Carolina	1	0	1984, '86
44	Bruce Starling	HB	6-1	186	Florida	0	0	1963
17	Larry Steele	P	5-10	182	Santa Rosa	1	0	1974
19	Fred Steinfort	K	5-11	180	Boston College	33	0	1979-81
36	James E. Stinnette	FB/LB	6-1	230	Oregon State	24	N/A	1961-62
21	Jesse Stokes	DB	6-0	190	Corpus Christi	2	0	1968
14	<b>Brandon Stokley</b>	<b>WR</b>	<b>5-11</b>	<b>192</b>	<b>Southwestern Louisiana</b>	<b>13</b>	<b>9</b>	<b>2007</b>
34	Donnie Stone	FB	6-1	205	Arkansas	48	N/A	1961-64
82	Otto Stowe	WR	6-2	188	Iowa State	8	0	1974
22	Bob Stransky	HB	6-1	180	Colorado	14	N/A	1960
63	David Strickland	T/G	6-0	220	Memphis State	14	N/A	1960
41	Deon Strother	RB	5-11	213	Southern California	2	0	1994
63	Tim Stuber	G	6-5	315	Colorado State	0	0	2004

No.	Name	Pos.	Hgt.	Wgt.	College	GP	GS	Years
70	Dave Studdard	T	6-4	260	Texas	145	133	1979-88
72	Jerry G. Sturm	C/T/G	6-3	260	Illinois	84	N/A	1961-66
60	Nick Subis	G/C	6-4	278	San Diego State	16	0	1991
50	John Sullins	LB	6-1	225	Alabama	6	0	1992
85	Don Summers	TE	6-4	230	Boise State	18	1	1984-85
46	Jim Summers	DB	5-10	180	Michigan State	11	N/A	1967
35	Jason Suttle	CB	5-10	182	Wisconsin	10	0	1999-2000
25	Charles Swann	WR/DB	6-1	188	Indiana State	13	0	1994
80	Shane Swanson†	WR	5-9	200	Nebraska	3	2	1987
74	Harry Swayne	T	6-5	290	Rutgers	23	16	1997-98
49	Neal Sweeney	FL	6-2	170	Tulsa	10	N/A	1967
51	Bob Swenson	LB	6-3	225	California	96	77	1975-83
23	Eugene Sykes	DB	6-1	201	Louisiana State	4	N/A	1967
57	Jashon Sykes	LB	6-2	236	Colorado	19	8	2003-04
94	Jim Szymanski	DE	6-5	268	Michigan State	7	6	1990-91
<b>T</b>								
64	Ralph Tamm	G/C	6-4	280	West Chester	22	1	1995-96
98	Maa Tanuvasa	DE/DT	6-2	270	Hawaii	80	54	1995-2000
65	George Tarasovic	DE	6-4	245	Louisiana State	6	N/A	1967
41	Jerry L. Tarr	E	6-0	190	Oregon	14	N/A	1962
95	Alphonso Taylor	DT	6-3	350	Temple	3	0	1993
81	Kitrick Taylor	WR	5-11	194	Washington State	2	0	1993
87	Lionel T. Taylor	E	6-2	215	New Mexico Highlands	96	N/A	1960-66
70	Trey Teague	T	6-5	292	Tennessee	34	20	1998-2001
13	Steve Tensi	QB	6-5	215	Florida State	27	22	1967-70
13	David Terrell	WR	6-3	212	Michigan	1	0	2005
84	Jim Thibert	LB	6-3	230	Toledo	13	N/A	1965
32	Calvin Thomas	RB	5-11	239	Illinois	2	0	1988
48	Earlie Thomas	DB	6-1	190	Colorado State	10	6	1975
26	Eric Thomas	CB	5-11	184	Tulane	14	0	1995
26	J. T. Thomas	S	6-2	196	Florida State	9	1	1982
79	<b>Marcus Thomas</b>	<b>DT</b>	<b>6-3</b>	<b>315</b>	<b>Florida</b>	<b>16</b>	<b>5</b>	<b>2007</b>
82	Zach Thomas	WR/PR	6-0	182	South Carolina State	28	0	1983-84
53	Anthony Thompson	LB	6-1	227	East Carolina	11	0	1990
61	Arland Thompson	G	6-4	265	Baylor	2	0	1980
36	Bill Thompson	DB	6-1	201	Maryland State	179	178	1969-81
76	Broderick Thompson	T	6-5	295	Kansas	32	32	1995-96
77	Jim Thompson	DT	6-3	255	Southern Illinois	4	N/A	1965
4	Robert Thompson†	WR	5-9	168	Youngstown State	2	0	1987
87	Cedric Tillman	WR	6-2	204	Alcorn State	39	8	1992-94
51	Dave Tobey	LB	6-3	231	Oregon	7	0	1968
61	Andre Townsend	DE/NT	6-3	265	Mississippi	103	54	1984-90
54/94	Keith Traylor	LB/DT	6-2	304	Central State (Okla.)	94	66	1991-92, '97-2000
20	Jerry Traynham	HB	5-10	190	Southern California	2	N/A	1961
9	David Treadwell	K	6-1	180	Clemson	64	0	1989-92
37	Steve Trimble	DB	5-10	181	Maryland	14	*1	1981-83
18	Frank Tripucka	QB	6-2	192	Notre Dame	44	42	1960-63
91	Jeff Tupper	DL	6-5	269	Oklahoma	4	3	1987
55	Godwin Turk	LB	6-3	230	Southern	42	5	1976-78
35	Clem Turner	RB	6-1	236	Cincinnati	37	0	1970-72
15	Jim Turner	K	6-2	205	Utah State	130	0	1971-79
21	Scott Turner	CB	5-10	190	Illinois	9	0	2003
71	Melvin Tuten	T	6-6	305	Syracuse	2	0	1999-2000
23	Maurice Tyler	S	6-0	188	Morgan State	28	2	1973-74
72	Richard Tyson	G	6-2	245	Tulsa	7	N/A	1967
<b>U</b>								
67	Keith Uecker	T	6-5	278	Auburn	2	2	1982-83
50	Artie Ulmer	LB	6-3	247	Valdosta State	7	0	1999
31	Marviel Underwood	S	5-10	200	San Diego State	0	0	2007
50	Olen Underwood	LB	6-1	220	Texas	14	4	1971
80	Rick Upchurch	WR	5-10	175	Minnesota	119	59	1975-83
<b>V</b>								
42	Bill Van Heusen	WR/P	6-1	200	Maryland	109	38	1968-76
11	Bradlee Van Pelt	QB	6-2	220	Colorado State	3	0	2005
61	Bob Vaughn	G	6-4	240	Mississippi	1	0	1968
97	Demetris Veal	DT	6-2	288	Tennessee	31	1	2004-06
32	Tony Veland	S	6-0	209	Nebraska	12	0	1997
86	Chris Verhulst	TE	6-3	249	Chico State	8	1	1990
65	Lloyd Voss	T	6-4	256	Nebraska	13	7	1972
<b>W</b>								
37	Bob Wade	CB	6-2	200	Morgan State	3	2	1970
30	Clarence Walker	HB	6-1	205	Southern Illinois	1	N/A	1963
27/25	Denard Walker	CB	6-1	190	Louisiana State	32	31	2001-02
84	Javon Walker	WR	6-3	209	Florida State	24	21	2006-07
96	Kenny Walker	DE	6-3	260	Nebraska	31	16	1991-92

## BRONCOS ALL-TIME ROSTER, CONT.

No.	Name	Pos.	Hgt.	Wgt.	College	GP	GS	Years
59	Brett Wallerstedt	LB	6-1	240	Arizona State	0	0	1994
35	Lenny Walls	CB	6-4	192	Boston College	43	20	2002-05
61	Gerard Warren	DT	6-4	325	Florida	31	31	2005-06
86	Dave Washington	LB	6-5	223	Alcorn A&M	27	21	1970-71
81/83	Dave Washington	TE	6-4	228	Southern California	2	1	1968
84	Gene Washington	WR	6-3	208	Michigan State	14	0	1973
97	Keith Washington	DE	6-4	275	Nevada-Las Vegas	26	16	2001-02
48	Lionel Washington	CB	6-0	185	Tulane	30	28	1995-96
95	Marvin Washington	DE	6-6	275	Idaho	16	0	1998
98	Ted Washington	NT	6-4	316	Louisville	15	15	1994
21	Chris Watson	CB	6-1	192	Eastern Illinois	14	1	1999
81	Steve Watson	WR	6-4	195	Temple	126	87	1979-87
17	Darius Watts	WR	6-2	188	Marshall	22	2	2004-05
54	Nate Wayne	LB	6-0	230	Mississippi	16	0	1998-99
58	Nate Webster	LB	6-0	237	Miami (Fla.)	19	15	2006-07
14	Norris Weese	QB	6-1	195	Mississippi	57	1	1976-79
40	Ted Wegert	FB	5-11	202	No college	4	N/A	1960
13	Jack Weil	P	5-11	175	Wyoming	6	0	1986
29	Bill West	CB	5-10	185	Tennessee State	8	0	1972
40/42	Charlie West	DB	6-1	197	Texas-El Paso	32	6	1978-79
20	Willie West	DB	5-10	190	Oregon	7	N/A	1964
89	Max Wettstein	E	6-3	225	Florida State	2	N/A	1966
83	Jim Whalen	TE	6-2	210	Boston College	17	15	1970-71
59	Taylor Whitley	G	6-4	315	Texas A&M	2	0	2005
89	Andre White	TE	6-3	225	Florida A&M	14	N/A	1967
78	Jim White	DE	6-4	256	Colorado State	7	1	1976
79	Dave Widell	C/G	6-7	303	Boston College	79	39	1990-94
67	Doug Widell	G	6-4	289	Boston College	64	58	1989-92
47	Gerald Willhite	RB	5-10	200	San Jose State	78	21	1982-88
91	Alfred Williams	DE	6-6	265	Colorado	49	38	1996-99
52/55	D.J. Williams	LB	6-1	242	Miami (Fla.)	64	59	2004-07
90	Dan Williams	DE	6-4	290	Toledo	45	40	1993-96
27	Darrent Williams	CB	5-8	188	Oklahoma State	27	23	2005-06
N/A	Harold Williams	HB	N/A	N/A	Miami (Ohio)	N/A	N/A	1961
20	Roosevelt Williams	CB	5-11	200	Tuskegee	0	0	2003
29	Wandy Williams	RB	6-1	189	Hofstra	12	2	1969-70
85	Jeff Wilner	TE	6-5	250	Wesleyan (Conn.)	0	0	1995
56	Al Wilson	LB	6-0	240	Tennessee	125	119	1999-2006
48	Nemiah Wilson	DB	6-0	165	Grambling	42	N/A	1965-67
88	Sir Mawn Wilson	WR	6-2	213	Syracuse	0	0	1997
45	Steve Wilson	CB	5-10	195	Howard	92	33	1982-88
91	Troy Wilson	DE	6-4	257	Pittsburg State	3	0	1995
51	Jamie Winborn	LB	5-11	242	Vanderbilt	14	2	2007
23	Sammy Winder	RB	5-11	203	Southern Mississippi	127	83	1982-90
72	Brandon Winey	T	6-6	310	Louisiana State	0	0	2001
55	Bryant Winn†	LB	6-4	231	Houston	3	3	1987
16	Dick Wood	QB	6-5	205	Auburn	1	N/A	1962
54	Lee Woodall	LB	6-1	230	West Chester	14	0	2001
52	Ken Woodard	LB	6-1	218	Tuskegee Institute	73	13	1982-86
99	Ray Woodard†	DE	6-6	290	Texas	3	1	1987
85	Chris Woods	WR	5-11	190	Auburn	1	0	1989
58	Jack Work	DB	6-0	200	Denver	0	0	1960
87	James Wright	TE	6-3	240	Texas Christian	64	31	1980-85
35	Jim Wright	HB	5-11	190	Memphis State	10	N/A	1964
42	Lonnie Wright	DB	6-2	205	Colorado State	26	N/A	1966-67
20	Louis Wright	CB	6-2	200	San Jose State	166	163	1975-86
57/92	Dave Wyman	LB	6-2	241	Stanford	31	27	1993-95
<b>Y</b>								
76	William G. Yelverton	E	6-4	220	Mississippi	10	N/A	1960
32	Chris Young	S	6-0	210	Georgia Tech	21	0	2003-05
65	Joseph A. Young	E	6-3	245	Arizona	20	N/A	1960-61
83	Michael Young	WR	6-1	187	UCLA	51	14	1989-92
60	Robert Young	G	6-1	270	Howard Payne	58	*33	1966-70
35	Selvin Young	RB	5-11	207	Texas	15	8	2007
<b>Z</b>								
46	Bob Zeman	DB	6-1	200	Wisconsin	28	N/A	1962-63
65	Gary Zimmerman	T	6-6	294	Oregon	76	76	1993-97

## BRONCOS ALL-TIME ROSTER BREAKDOWN

### NUMBER OF PLAYERS PER SCHOOL

- 29 — Colorado
- 19 — Florida, Georgia, Louisiana State, Oregon, Stanford, Texas, Wisconsin
- 18 — Southern California
- 17 — Colorado State
- 16 — Maryland
- 15 — Florida State, UCLA, Washington
- 13 — Nebraska, Notre Dame, San Diego State, Texas A&M
- 12 — Arizona, Boston College, Miami (Fla.), Michigan, Mississippi, Utah State
- 11 — Houston, Michigan State
- 10 — Arizona State, Baylor, California, Minnesota, Ohio State, Oklahoma, Tulane
- 9 — Tennessee
- 8 — Arkansas, Auburn, Clemson, Florida A&M, Penn State
- 7 — Illinois, Nevada-Las Vegas, Oregon State, San Jose State, Syracuse, Tulsa, Washington State
- 6 — Alabama, Brigham Young, Duke, Georgia Tech, Grambling State/Grambling, Idaho, Kansas, Kansas State, Louisville, Memphis/Memphis State, North Carolina, Southern Mississippi, Utah, Virginia Tech, Wyoming
- 5 — Alcorn State/Alcorn A&M, Cincinnati, Hawaii, Iowa, Mississippi State, Pittsburgh, Purdue, South Carolina, Southern, Texas-El Paso, Toledo, Virginia
- 4 — Central Florida, Missouri, North Dakota, Northern Arizona, Temple, Texas Christian, Texas Tech, Wake Forest, West Virginia, Wichita State
- 3 — Bethune-Cookman, Boise State, Hofstra, Louisiana Tech, McNeese State, Miami (Ohio), Morgan State, New Mexico, New Mexico State, Oklahoma State, Pacific, Tennessee State, Texas Southern, Western Illinois, William & Mary
- 2 — Abilene Christian, Alabama-Birmingham, Appalachian State, Boston University, Bradley, C.W. Post, Cal State-Fullerton, Cal State-Northridge, Chico State, Columbia, Eastern Michigan, Emporia State/Emporia College, Fort Valley State, Fresno State, Howard, Howard Payne, Iowa State, Jacksonville State, Kentucky, Liberty, Long Beach State, Maine, Marshall, Montana, Montana State, New Hampshire, North Carolina Central, North Carolina State, North Dakota State, North Texas/North Texas State, Pittsburg State, Richmond, South Carolina State, Southern Illinois, Southwest Texas State, Texas A&I, Texas-Arlington, Troy/Troy State, Tuskegee/Tuskegee Institute, Vanderbilt, Villanova, Weber State, West Chester, West Texas State, Youngstown State
- 1 — Adams State, Air Force Academy, Akron, Alabama A&M, Allen, American International, Angelo State, Arkansas A&M, Arkansas AM&N, Arkansas State, Ball State, Bishop College, Bowling Green/Bowling Green State, Cal Poly/SLO, Cal-Riverside, Cal-Santa Barbara, Carson-Newman, Central Michigan, Central Missouri State, Central State (Okla.), Chattanooga, Colorado College, Compton J.C., Corpus Christi, Delaware State, Delaware Valley, Delta State, Denver, Detroit Mercy, East Carolina, Eastern Illinois, Eastern Montana, Eastern New Mexico, El Camino J.C., Elizabeth City State, Elon College, Evangel College, Findlay, Florence State, Grand Valley State, Heidelberg, Henderson State, Holy Cross, Humboldt State, Idaho State, Illinois State, Indiana State, Jackson State, James Madison, Kutztown, Lamar Tech, Louisiana at Lafayette/Southwestern Louisiana, Louisiana Monroe/Northeast Louisiana, Maryland Eastern Shore/Maryland State, Massachusetts, McMurray College, Menlo College, Mercer, Mississippi College, Missouri Southern, Morris Brown, New Mexico Highlands, Nicholls State, Norfolk State, North Carolina A&T, Northeast Oklahoma, Northern Colorado, Northern Iowa, Northwestern State (La.), Northwestern Oklahoma State, Omaha, Pennsylvania, Plymouth State, Portland State, Rice, Rutgers, Saginaw Valley State, Salem (N.C.), Salem (W. Va.), Sam Houston State, Santa Clara, Santa Rosa, Savannah State, South Dakota State, South Florida, Southern Methodist, Southwest Missouri State, Springfield College, St. Augustine, Stephen F. Austin, Sul Ross State, Tennessee-Martin, Texas State, Trinity (Conn.), U.S. Merchant Marine Academy, Valdosta State, Virginia Union, Wayne State (Neb.), Wesleyan (Conn.), Western Carolina, Western Michigan, Wisconsin-Stevens Point, Wisconsin-Whitewater, Xavier, Yankton College

Seven players did not attend college.

### TOP 10 SCHOOLS BY GAMES PLAYED

Rk.	Gms.	School (No. of players / rank in category)
1.	1,043	Colorado (29 / 1st)
2.	692	Stanford (19 / T2nd)
3.	678	Georgia (19 / T2nd)
4.	653	Houston (11 / T25th)
5.	633	Boston College (12 / T19th)
6.	585	Washington (15 / T12th)
7.	574	Texas (19 / T2nd)
8.	562	Minnesota (10 / T27th)
9.	547	Southern California (18 / 9th)
10.	545	Utah State (12 / T19th)

### TOP 10 CONFERENCES BY NUMBER OF PLAYERS

(based on conference alignments from 2007 season)

Rk.	Players	Conference
1.	132	Pacific-10
2.	119	Big 12
3.	114	Southeastern
4.	98	Atlantic Coast
5.	87	Big Ten
6.	63	Mountain West
7.	56	Conference USA
8.	41	Western Athletic
9.	29	Big East
10.	22	Mid-Eastern Atlantic (I-AA)*

\* - total includes one player from Maryland Eastern Shore/Maryland State, which competed in the MEAC before the school dropped football after the 1979 season.

## BRONCOS ALL-TIME ROSTER BREAKDOWN

### SERVICE (YEARS PLAYED)

<b>16 YEARS</b>	— John Elway 1983-98
<b>15 YEARS</b>	— Jason Elam 1993-2007
<b>14 YEARS</b>	— Tom Jackson 1973-86; Tom Nalen 1994-2007; Dennis Smith 1981-94
<b>13 YEARS</b>	— Barney Chavous 1973-85; Paul Howard 1973-75, '77-86; Ken Lanier 1981-92, '94; Rod Smith 1995-2007; Bill Thompson 1969-81
<b>12 YEARS</b>	— Tyrone Braxton 1987-93, '95-99; Billy Bryan 1977-88; Dwayne Carswell 1994-2005; Rubin Carter 1975-86; Karl Mecklenburg 1983-94; Riley Odoms 1972-83; Shannon Sharpe 1990-99, 2002-03; Louis Wright 1975-86
<b>11 YEARS</b>	— Keith Burns 1994-98, 2000-03, '05-06; Simon Fletcher 1985-95; Steve Foley 1976-86; Matt Lepsis 1997-2007; Paul Smith 1968-78
<b>10 YEARS</b>	— Steve Atwater 1989-98; Randy Gradishar 1974-83; Vance Johnson 1985-93, '95; Fran Lynch 1967-76; Haven Moses 1972-81; Tom Rouen 1993-2002; Jim Ryan 1979-88; Dave Studdard 1979-88
<b>9 YEARS</b>	— Keith Bishop 1980, 1982-89; Mike Current 1967-75; Rick Dennison 1982-90; Mike Harden 1980-88; Rulon Jones 1980-88; Clarence Kay 1984-92; Greg Kragen 1985-93; Gary Kubiak 1983-91; Floyd Little 1967-75; Ed McCaffrey 1995-2003; Claudie Minor 1974-82; Trevor Pryce 1997-2005; Jim Turner 1971-79; Rick Upchurch 1975-83; Billy Van Heusen 1968-76; Steve Watson 1979-87; Sammy Winder 1982-90
<b>8 YEARS</b>	— Lyle Alzado 1971-78; Otis Armstrong 1973-80; Terrell Davis 1995-2002; Tom Glassic 1976-83; Glenn Hyde 1976-81, '84-85; Larry Kaminski 1966-73; Keith Kartz 1987-94; Brison Manor 1977-84; John Mobley 1996-2003; Dan Neil 1997-2004; Randy Robbins 1984-91; Steve Sewell 1985-92; Bob Swenson 1975-79, '81-83; Al Wilson 1999-2006
<b>7 YEARS</b>	— Cooper Carlisle 2000-06; Ray Crockett 1994-2000; Al Denson 1964-70; Pete Duranko 1967-70, 72-74; Ron Egloff 1977-83; Larry Evans 1976-82; Ian Gold 2000-03, '05-07; Goose Gonsoulin 1960-66; John Grant 1973-79; Charlie Greer 1968-74; Ben Hamilton 2001-07; Harald Hasselbach 1994-2000; Mike Horan 1986-92; Jerry Inman 1966-71, '73; Mark Jackson 1986-92; Rich Karlis 1982-88; Jon Keyworth 1973-79; Tim Lucas 1987-93; Rob Lytle 1977-83; Bobby Maples 1972-78; Joe Rizzo 1974-80; Lionel Taylor 1960-66; Andre Townsend 1984-90; Gerald Willhite 1982-88; Steve Wilson 1982-88
<b>6 YEARS</b>	— Mike Anderson 2000-05; Michael Brooks 1987-92; Sam Brunelli 1966-71; Glenn Cadrez 1995-2000; Byron Chamberlain 1995-2000; Ken Criter 1969-74; Eldon Danenhauer 1960-65; George Goeddeke 1967-72; Richard Jackson 1967-72; Don Latimer 1978-83; Mike Leach 2002-07; Mike Lodish 1995-2000; Tommy Lyons 1971-76; Marv Montgomery 1971-76; Craig Morton 1977-82; Chip Myrtle 1967-72; Dave Preston 1978-83; Steve Ramsey 1971-76; Reggie Rivers 1991-96; Bill Romanowski 1996-2001; Bob Scarpitto 1962-67; Mark Schlereth 1995-2000; Mike Schnitker 1969-74; Detron Smith 1996-2001; Jerry Sturm 1961-66; Maa Tanuvasa 1995-2000

## ALL-TIME ROSTER HEIGHT/WEIGHT BREAKDOWNS

Note: A total of 1,009 players have appeared on Denver's active roster for a regular-season or postseason game.

BY HEIGHT			BY WEIGHT		
Height	# of players	Pct.	Weight Range	# of players	Pct.
Players 5'-7"	4	(0.4%)	Players 164-174 lbs.	13	(1.3%)
Players 5'-8"	7	(0.7%)	Players 175-199 lbs.	269	(26.7%)
Players 5'-9"	21	(2.1%)	Players 200-224 lbs.	218	(21.6%)
Players 5'-10"	70	(6.9%)	Players 225-249 lbs.	224	(22.2%)
Players 5'-11"	78	(7.7%)	Players 250-274 lbs.	161	(16.0%)
Players 6'-0"	112	(11.1%)	Players 275-299 lbs.	82	(8.1%)
Players 6'-1"	138	(13.7%)	Players 300-324 lbs.	34	(3.4%)
Players 6'-2"	164	(16.3%)	Players 325-350 lbs.	6	(0.6%)
Players 6'-3"	183	(18.1%)	Weight unknown	2	(0.2%)
Players 6'-4"	113	(11.2%)			
Players 6'-5"	67	(6.6%)			
Players 6'-6"	39	(3.9%)			
Players 6'-7"	9	(0.9%)			
Players 6'-8"	2	(0.2%)			
Height unknown	2	(0.2%)			

## ALL-TIME ROSTER HEIGHT/WEIGHT EXTREMES

Of the 1,009 players who have appeared on Denver's active roster for a regular-season or postseason game:

Category	Hgt./Wgt.	No. (Players)
Average height	6'-1" 4/5	
Most frequently occurring height	6'-3"	(183 players; 18.1%)
Average weight	227.3	
Most frequently occurring weight range	175-199	(269 players; 26.7%)
Shortest Player	5'-7"	(4 players) (RB KaRon Coleman, RB Quentin Griffin, DB Chris Hale, CB Calvin Jones)
Tallest Player	6'-8"	(T Jamie Brown, T Erik Pears)
Lightest Player	164	(DB Chris Hale)
Heaviest Player	350	(DT Sam Adams, DT Alphonso Taylor)
Shortest Center/Guard	6'-1"	(7 players) (Chris Banks, Ken Brown, John Hohman, K.C. Jones, Pat Matson, Charlie Parker, Robert Young)
Tallest Center/Guard	6'-7"	(Brian Habib, Jon Melander, Dave Widell)
Lightest Center/Guard	220	(David Strickland)
Heaviest Center/Guard	322	(Montrae Holland)
Shortest Tackle	6'-0"	(Arthur Hauser, David Strickland)
Tallest Tackle	6'-8"	(Jamie Brown, Erik Pears)
Lightest Tackle	216	(Albert Day)
Heaviest Tackle	338	(George Foster)
Shortest Quarterback	5'-11"	(Marlin Briscoe)
Tallest Quarterback	6'-5"	(4 players) (Dean May, Hugh Millen, Steve Tensi, Dick Wood)
Lightest Quarterback	178	(Marlin Briscoe)
Heaviest Quarterback	248	(Darrell Hackney)
Shortest Running Back/Fullback	5'-7"	(KaRon Coleman, Quentin Griffin)
Tallest Running Back/Fullback	6'-3"	(12 players) (most recent: Rod Bernstine, Anthony Lynn, Steve Sewell)
Lightest Running Back/Fullback	177	(Glyn Milburn)
Heaviest Running Back/Fullback	251	(Cookie Gilchrist)
Shortest Wide Receiver	5'-8"	(Jeff Campbell, Travis McGriff)
Tallest Wide Receiver	6'-5"	(Don Carothers, Ed McCaffrey)
Lightest Wide Receiver	165	(Sam Graddy)
Heaviest Wide Receiver	230	(Brandon Marshall, Billy Miller)
Shortest Tight End	6'-1"	(Byron Chamberlain, Hewritt Dixon, Russell Payne)
Tallest Tight End	6'-6"	(Pat Kelly, Keli McGregor, Chad Mustard)
Lightest Tight End	210	(Jim Whalen)
Heaviest Tight End	277	(Chad Mustard)
Shortest Defensive Lineman	5'-11"	(Elvis Dumervil)
Tallest Defensive Lineman	6'-7"	(4 players) (Paul Carrington, Stan Fanning, Jumpy Geathers, John Hoffman)
Lightest Defensive Lineman	240	(Leroy Moore)
Heaviest Defensive Lineman	350	(Sam Adams, Alphonso Taylor)
Shortest Linebacker	5'-11"	(Tom Jackson, Jamie Winborn)
Tallest Linebacker	6'-6"	(Lou Andrus)
Lightest Linebacker	190	(Tommy Luke)
Heaviest Linebacker	258	(Jon Hesse)
Shortest Defensive Back	5'-7"	(Chris Hale, Calvin Jones)
Tallest Defensive Back	6'-4"	(John Pitts, Lenny Walls)
Lightest Defensive Back	164	(Chris Hale)
Heaviest Defensive Back	220	(John Lynch)
Shortest Kicker/Punter	5'-9"	(P Bucky Dilts, K Bobby Howfield)
Tallest Kicker/Punter	6'-4"	(K Joe Nedney, P Luke Prestridge)
Lightest Kicker/Punter	175	(P Jack Weil)
Heaviest Kicker/Punter	240	(K Bob Humphreys)



## BRONCOS ALL-TIME NUMERICAL ROSTER

### All-Time Numerical Roster Notes

- Every jersey number has been worn at least once in franchise history.

### Retired Jersey Numbers:

#7 John Elway	QB	1983-98
#18 Frank Tripucka	QB	1960-63
#44 Floyd Little	RB	1967-75

### Jersey Numbers Worn By Only One Player:

#0 John Olszewski	FB	1962
#9 David Treadwell	K	1989-92
#18 Frank Tripucka	QB	1960-63

### Players Who Have Worn Three Jersey Numbers:

Sam Brunelli	G	64, 68, 72
Keith Burns	LB	51, 55, 56
Nate Jackson	TE	14, 81, 89

### Players For Whom Jersey Numbers Are Not Available:

Leo Reed	T	1961
Hugh Smith	E	1962
Harold Williams	HB	1961

<b>0</b>	John Olszewski	FB	1962
----------	----------------	----	------

<b>1</b>	Jason Elam	K	1993-2007
	Daren Parker	P	1992
	Chris Norman	P	1984-85

<b>2</b>	Sam Paulescu	P	2007
	Steve Lindsey	K	2000
	Will Furrer	QB	1994
	Mike Horan	P	1986-92
	Joe DiVito	QB	1968
	Bob Humphreys	K	1967-68
	Cookie Gilchrist	FB	1965

<b>3</b>	Paul Ernster	P/K	2005-07
	Scott Bentley	K	1997, 2000
	Rich Karlis	K	1982-88
	Bobby Howfield	K	1968-70
	Billy Joe	FB	1963-64

<b>4</b>	Darrell Hackney	QB	2007
	Micah Knorr	P/K	2002-04
	Ruben Rodriguez	P	1992
	Chris Norman	P	1986
	Robert Thompson	WR	1987
	Rick Duncan	K	1967

<b>5</b>	Matt Prater	K	2007
	Brad Daluiso	K	1992

<b>6</b>	Jay Cutler	QB	2006-07
	Jason Baker	P/K	2004
	Joe Nedney	K	2000
	Bubby Brister	QB	1997-99
	Ralph Giacommaro	P	1987

### 7 (RETIRED)

John Elway	QB	1983-98
Craig Morton	QB	1977-82
Mickey Slaughter	QB	1963-66

<b>8</b>	Matt Mauck	QB	2004
	Todd Husak	QB	2001
	Jeff Lewis	QB	1996-97
	Tommy Maddox	QB	1992-93
	Gary Kubiak	QB	1983-91

<b>9</b>	David Treadwell	K	1989-92
----------	-----------------	---	---------

<b>10</b>	Todd Sauerbrun	P	2005-07
	Triandos Luke	WR	2004
	Bucky Dilts	P	1977-78
	Mark Herrmann	QB	1981-82
	Steve Ramsey	QB	1971-76
	Jim Leclair	QB	1967-68
	John McCormick	QB	1963, '65-66

<b>11</b>	Patrick Ramsey	QB	2007
	Quincy Morgan	WR	2006
	Bradlee Van Pelt	QB	2005
	Steve Beuerlein	QB	2001-03
	Jeff Brohm	QB	1999
	T.J. Rubley	QB	1996
	Luke Prestridge	P	1979-83
	Bobby Anderson	HB	1970-73
	Tobin Rote	QB	1966
	John McCormick	QB	1968

<b>12</b>	Domenik Hixon	WR	2006-07
	Charlie Adams	WR	2003
	Gus Frerotte	QB	2000-01
	Chris Miller	QB	1999
	Shawn Moore	QB	1992-93
	Ken Karcher	QB	1987-88
	Craig Penrose	QB	1976-79
	Charley Johnson	QB	1972-75
	Al Pastrana	QB	1969-70
	Gary Kroner	K	1965-67

<b>13</b>	David Terrell	WR	2005
	Danny Kanell	QB	2003-04
	Jack Weil	P	1986
	Don Horn	QB	1971-72
	Steve Tensi	QB	1967-70

<b>14</b>	Brandon Stokley	WR	2007
	Todd Devoe	WR	2005-06
	Nate Jackson	WR	2003-04
	Brian Griese	QB	1998-2002
	Bill Musgrave	QB	1995-96
	Dean May	QB	1987
	Scott Stankavage	QB	1984, '86
	Norris Weese	QB	1976-79
	John Hufnagel	QB	1974
	Pete Liske	QB	1969-70
	Mickey Slaughter	QB	1963-66
	Don Smith	G	1967
	George Hunter Enis	QB	1962
	Skip Doyle	HB	1960

<b>15</b>	Brandon Marshall	WR	2006-07
	Mike Clendenen	K	1987
	Jim Turner	K	1971-79
	Marlin Briscoe	QB	1968
	Max Choboian	QB	1966
	Jacky Lee	QB	1964-65
	Philip Nugent	HB	1961

<b>16</b>	Jake Plummer	QB	2003-06
	Tom Rouen	P	1993-2002
	Monte McGuire	QB	1987
	Jeff Knappe	QB	1980
	John Hufnagel	QB	1975
	Mike Ernst	QB	1972
	Dick Wood	QB	1962
	George Herring	QB	1960-61

<b>17</b>	Glenn Martinez	WR	2007
	Darius Watts	WR	2004-05
	Jarious Jackson	QB	2000-03
	Hugh Millen	QB	1994-95
	Steve DeBerg	QB	1981-83
	Matt Robinson	QB	1980
	Larry Steele	P	1974
	Scotty Glacken	QB	1966-67
	George Shaw	QB	1962

<b>18 (RETIRED)</b>	Frank Tripucka	QB	1960-63
---------------------	----------------	----	---------

<b>19</b>	Taylor Jacobs	WR	2007
	Brian Clark	WR	2006
	Fred Steinfort	K	1979-81
	Don Breaux	QB	1963

<b>20</b>	Travis Henry	RB	2007
	Mike Bell	RB	2006
	Garrison Hearst	RB	2004
	Roosevelt Williams	CB	2003
	Delvin Hughley	CB	2001
	Tory James	CB	1996, '98-99
	Greg Lewis	RB	1992
	Daryll Jones	DB	1987
	Kevin Clark	DB	1990-91
	Louis Wright	CB	1975-86
	Charles Greer	DB	1968-74
	Billy Ray Fletcher	E	1966
	Willie West	DB	1964
	Tommy Minter	HB	1962
	Daniel E. Smith	HB	1961
	Jerry Traynham	HB	1961
	Henry Bell	HB	1960

<b>21</b>	Hamza Abdullah	S	2005-07
	Quentin Griffin	RB	2005
	Scott Turner	CB	2003
	KaRon Coleman	RB	2001-02
	Chris Watson	CB	1999
	Darrien Gordon	CB	1998
	Randy Hilliard	CB	1994-97
	Le-Lo Lang	CB	1990-93
	Earl Johnson	DB	1987
	Myron Dupree	CB	1983
	Randy Polt	DB	1975-77
	Randy Montgomery	CB	1971-73
	Bobby Burnett	RB	1969
	Tommy Luke	LB	1968
	Jesse Stokes	DB	1968
	Goldie Sellers	DB	1966-67
	Gerry Bussell	DB	1965
	Eugene Mingo	HB	1960-64

<b>22</b>	Dominique Foxworth	CB	2005-07
	Quentin Griffin	RB	2003-04
	Olandis Gary	RB	1999-2002
	Vaughn Hebron	RB	1996-98
	Glyn Milburn	RB	1993-95
	Alton Montgomery	S	1990-93
	Tony Lilly	S	1984-87
	Aaron Kyle	DB	1980-82
	Steve Haggerty	DB	1975
	Fran Lynch	HB	1967-76
	Bobby Ply	DB	1967
	Gerry Bussell	DB	1965
	Elihu (Buddy) Allen	HB	1961
	David Ames	HB	1961
	Bob Stransky	HB	1960

<b>23</b>	Andre Hall	RB	2007
	Marques Anderson	S	2005
	Willie Middlebrooks	CB	2001-04
	Jason Moore	S	1999
	Darrien Gordon	CB	1997
	Ronnie Bradford	CB	1993-95
	Sammy Winder	RB	1982-90
	Chris Pane	DB	1976-79
	Billy Hardee	CB	1976
	Alfred Haywood	RB	1975
	George Hoey	DB	1975
	Maurice Tyler	S	1973-74
	Steve Preece	S	1972
	Dickie Post	RB	1971
	Drake Garrett	DB	1968-70
	Gene Sykes	DB	1967
	Goose Gonsoulin	DB	1960-66

<b>24</b>	Champ Bailey	CB	2004-07
	Deltha O'Neal	CB	2000-03
	Randy Fuller	CB	1994
	Wymon Henderson	CB	1989-91
	Tony Boddie	RB	1986-87
	Rick Parros	RB	1981-84
	Otis Armstrong	RB	1973-80
	Butch Byrd	DB	1971
	Booker Edgersen	CB	1970
	Phil Brady	S	1969
	Hal Lewis	DB	1968
	Willie Brown	DB	1963-66
	Donald Allen	FB	1960

<b>25</b>	Nick Ferguson	S	2003-07
	Denard Walker	CB	2002
	Eric Davis	CB	2001
	Darrius Johnson	CB	1996-99
	Charles Swann	DB	1994
	Kip Corrington	S	1989-90
	Roger Jackson	DB	1987
	Daniel Hunter	CB	1985-86
	Haven Moses	WR	1972-81
	Ted Aflten	RB	1969
	Errol Prisby	DB	1967

<b>26</b>	Paul Smith	RB	2007
	Tatum Bell	RB	2004-06
	Clinton Portis	RB	2002-03
	Eric Brown	S	1998-2001
	Tim McKyer	CB	1997
	Eric Thomas	CB	1995
	Ben Smith	CB	1994
	Chris Hale	DB	1993
	Bobby Humphrey	RB	1989-91
	Lyle Pickens	DB	1987
	Chris Brewer	RB	1984

## BRONCOS ALL-TIME NUMERICAL ROSTER, CONT.

J.T. Thomas	DB	1982
Larry Riley	DB	1977
Calvin Jones	CB	1973-76
George Saimes	S	1970-72
Darrell Lester	FB	1965-66
Tommy Janik	DB	1963-64
Frank Quayle	RB	1969
Don Coffey	E	1963

<b>27</b>		
Darrent Williams	CB	2005-06
Denard Walker	CB	2001
Terrell Buckley	CB	2000
Steve Atwater	S	1989-98
Kevin Clark	DB	1987-88
Maurice Harvey	DB	1978, '80
Tom Oberg	S	1968-69
Charlie Mitchell	HB	1963-67

<b>28</b>		
Jeff Shoate	CB	2007
Kenoy Kennedy	S	2000-04
Tito Paul	CB	1998
Clifford Hicks	CB	1995
Butler By'not'e	RB	1994
Gaston Green	RB	1991-92
Elliot Smith	CB	1990
Jeremiah Castille	CB	1987-88
Scott Caldwell	RB	1987
Roger Jackson	DB	1982-85
Cornell Gordon	CB	1970-72
Jack Lentz	S	1967-68
Abner Haynes	HB	1965-66
Billy Atkins	DB	1964
Bobby Gaiters	HB	1963

<b>29</b>		
Damien Nash	RB	2006
Howard Griffith	FB	1997-2001
Aaron Craver	RB	1995-96
Charles Dimry	CB	1991-93
Darren Carrington	DB	1989
Warren Marshall	RB	1987
Wilbur Myers	S	1983
Bernard Jackson	DB	1977-80
Bill West	CB	1972
Wandy Williams	RB	1969-70
Wendell Hayes	HB	1965

<b>30</b>		
Mike Bell	RB	2007
Terrell Davis	RB	1995-2002
Steve Sewell	RB	1985-92
Jim Jensen	RB	1977, '79-80
Oliver Ross	RB	1973-75
Cookie Gilchrist	RB	1967
Hewritt Dixon	FB	1963-65
Clarence Walker	HB	1963

<b>31</b>		
Marviel Underwood	S	2007
Quentin Harris	S	2006
Kelly Herndon	CB	2002-04
Darryl Pounds	CB	2000
Derek Loville	RB	1997-99
Rondell Jones	S	1993-96
Victor Jones	RB	1992
Kerry Porter	RB	1990
Mike Harden	CB	1980-88
Zachary Dixon	RB	1979
Mike Franckowiak	RB	1975-76
Bo Hickey	FB	1967

<b>32</b>		
Dré Bly	CB	2007
Chris Young	S	2003-05
Billy Jenkins	S	2000-01
Tony Veland	S	1997
Sammie Smith	RB	1992
Melvin Bratton	RB	1989-90
Calvin Thomas	RB	1988
Joe Dudek	RB	1987
Leonard Jones	DB	1987
Tony Reed	RB	1981
Jon Keyworth	RB	1974-80
Dick Davis	RB	1970
Garrett Ford	FB	1968
Mike Kellogg	FB	1966-67

<b>33</b>		
Ron Dayne	RB	2005
Jimmy Spencer	CB	2000-03
John Avery	RB	1999
Dedrick Dodge	S	1997
Rod Bernstine	RB	1993-95
Robert Perryman	FB	1991-92
Tony Dorsett	RB	1988-89
Gene Lang	RB	1984-87
Lawrence McCutcheon	RB	1980
Lonnie Perrin	RB	1976
Jim Kiick	RB	1976-77
Joe Dawkins	RB	1971-73
Willis Crenshaw	FB	1970
Hub Lindsey	QB	1968
Wendell Hayes	HB	1966-67
Justin Rowland	HB	1962
Fred Bukaty	FB	1961
Pete Mangum	LB	1960

<b>34</b>		
Cedric Cobbs	RB	2006
Reuben Droughns	RB	2002-04
Raymond Harris	RB	2000
Tyrone Braxton	DB	1987-93, '95-99
Nathan Poole	RB	1982-83, '85, '87
Gus Holloman	DB	1968-69
Don Stone	FB	1961-64
Hardy Brown	LB	1960

<b>35</b>		
Selvin Young	RB	2007
Lenny Walls	CB	2002-05
Jason Suttle	CB	1999-2000
John Granby	DB	1992
Blake Ezor	RB	1990
Ken Bell	RB	1986-89
Larry Canada	FB	1978-79, '81
Lonnie Perrin	RB	1977-78
Clem Turner	RB	1970-72
Henry Jones	RB	1969
Jim Wright	HB	1964
Richard Dickinson	FB	1962-63
Jim Sears	HB	1961
Dave Rolle	FB	1960

<b>36</b>		
Frank Robinson	CB	1992-93
Mark Haynes	CB	1986-89
Billy Thompson	DB	1969-81
Jim Stinnette	FB	1961-62
Red Brodnax	FB	1960

<b>37</b>		
Cecil Sapp	RB	2003-07
Tyrone Poole	CB	2002
Tony Carter	FB	2001
Anthony Lynn	RB	1993, '97-99
Tim Hauck	S	1995-96
Kevin Guidry	CB	1988
Steve Fitzhugh	DB	1987
Steve Trimble	DB	1981-83
Bob Wade	CB	1970

<b>38</b>		
Steve Cargile	S	2006-07
Mike Anderson	RB	2000-05
Reggie Rivers	RB	1991-96
Bruce Plummer	DB	1987-88, '90
Ben Norman	RB	1980

<b>39</b>		
Kyle Johnson	FB	2002-07
Ray Crockett	CB	1994-2000
Robert Delpino	RB	1993
Darryl Russell	DB	1987
Tom Smiley	RB	1969
Jesse Myles	RB	1983-84
Roland Solomon	CB	1981

<b>40</b>		
Curome Cox	S	2005-07
Jeff Shoate	CB	2004
Dale Carter	CB	1999
Darryl Hall	S	1993-94
Jeff Alexander	RB	1989, '92
Martin Rudolph	DB	1987
Charlie West	DB	1978-79
Randy Rich	DB	1977
Jack Gehrke	WR	1971
Grady Cavness	CB	1969
Ron Lamb	FB	1968
Brendan McCarthy	FB	1968-69
Paul Carmichael	HB	1965
Jay Dale Evans	HB	1961
Albert Carmichael	HB	1960-61
Ted Wegert	FB	1960

<b>41</b>		
Karl Paymah	CB	2005-07
Johnathan Reese	RB	2004
Deon Strother	RB	1994
Greg Lewis	RB	1991
Rob Lytle	RB	1977-83
Leroy Mitchell	CB	1971-73
Eric Crabtree	FL	1966-68
George Burrell	S	1969
Jerry Tarr	E	1962
Bob McNamara	HB	1960-61

<b>42</b>		
Sam Brandon	S	2002-06
Detron Smith	FB	1996-2001
Leonard Russell	RB	1994
Muhammad Oliver	CB	1992
Charlie West	DB	1978
Billy Van Heusen	WR	1968-76
Lonnie Wright	DB	1966-67
Odell Barry	HB	1964-65
Al Frazier	HB	1961
Albert Romine	HB	1960

<b>43</b>		
Roderick Rogers	S	2007
Izell Reese	S	2002
Derrick Clark	RB	1994
Bobby Maples	DB	1976-86
Lonnie Hepburn	CB	1974
Pete Jaquess	DB	1967-70
Bob Richardson	DB	1966
Charles Marshall	HB	1962
John Nocera	CB	1963
Frank Bernardi	DB	1960

<b>44 (RETIRED)</b>		
Floyd Little	HB	1967-75
Miller Farr	DB	1965
Bruce Starling	HB	1963

<b>45</b>		
Roc Alexander	CB	2004-05
Gary Downs	RB	1995
Richard Shelton	CB	1989
Steve Wilson	CB	1982-88
Perry Smith	DB	1980-81
Jeff Severson	DB	1975
Bill Laskey	LB	1973-75
Tom Cassese	DB	1967
Lew Scott	DB	1966
Jim McMillin	DB	1964-65
John Sklopan	HB	1963
Goose Gonsoulin	DB	1960

<b>46</b>		
KaRon Coleman	RB	2000
Bobby Micho	RB	1986
Dave Preston	HB	1978-83
John Rowser	DB	1974-76
Terry Erwin	HB	1968
Jim Summers	DB	1967
John Griffin	HB	1964-66
Norman Bass	DB	1964
Bob Zeman	DB	1962-63
Hardy Brown	LB	1960

<b>47</b>		
John Lynch	S	2004-07
Ryan McNeil	CB	2003
Darius Clark	S	2000-01
David Poole	DB	1993
Gerald Willhite	RB	1982-88
George Atkinson	DB	1979
Tony Harris	WR	1972
Paul Martha	S	1970
James Smith	S	1969
John McGeever	DB	1962-65

<b>48</b>		
Mike Leach	TE/LB	2002
George Coghill	S	1998-2001
Lionel Washington	CB	1995-96
Randy Robbins	DB	1984-91
Earlie Thomas	DB	1975
John Pitts	S	1973-75
Dale Hackbart	S	1973
Herman Lewis	DE	1968
Alex Moore	RB	1968
Nemiah Wilson	DB	1965-67

<b>49</b>		
Matt Dominguez	TE	2001
Dennis Smith	S	1981-94
Alvin Mitchell	S/WR	1970
Neal Sweeney	FL	1967
Glenn Glass	DB	1966

<b>50</b>		
Ben Hamilton	G/C	2001-07
Artie Ulmer	LB	1999
Jon Hesse	LB	1997
Ray Jacobs	LB	1994-95
John Sullins	LB	1992
Jim Ryan	LB	1979-88
Bobby Maples	C	1972-78
Olen Underwood	LB	1971
Carl Cunningham	LB	1967-70
Jerry Hopkins	LB	1963-66
Pat Lamberti Jr.	E	1961
Fred Broussard	C	1960

## BRONCOS ALL-TIME NUMERICAL ROSTER, CONT.

<b>51</b>			Art Smith	LB	1980
Jamie Winborn	LB	2007	Ken Brown	C	1979
Keith Burns	LB	2005-06	Godwin Turk	LB	1976-78
John Mobley	LB	1996-2003	Pete Duranko	DE	1967-70, '72-74
Mike Croel	LB	1991-94	Archie Matsos	LB	1966
Marc Munford	LB	1987-90	Marv Matuszak	LB	1964
Bob Swenson	LB	1975-79, '81-83	Jim Fraser	LB	1962-63
Mike Simone	LB	1972-74	<b>56</b>		
Bill Butler	LB	1970	Al Wilson	LB	1999-2006
Tim Casey	LB	1969	Keith Burns	LB	1994-98
Gordon Lambert	LB	1969	Michael Brooks	LB	1987-92
Dave Tobey	LB	1968	Mike Knox	LB	1987
Henry Sorrell	LB	1967	Aaron Smith	LB	1984
Eugene Jeter	LB	1965-67	Larry Evans	LB	1976-82
Jim Fraser	LB	1964	Ray May	LB	1973-75
Leon Simmons	LB	1963	Don Parish	LB	1972
Lee (Mike) Nichols	C	1960-61	Dave Washington	LB	1971
<b>52</b>			Jay Bachman	C	1969-70
Ian Gold	LB	2000-03, '05-07	Walter Highsmith	C	1968
D.J. Williams	LB	2004	Dave Behrman	C	1967
David BOWENS	LB	1999	John Bramlett	LB	1965-66
Dave Garnett	LB	1995	Jim Price	LB	1964
Richard Harvey	LB	1994	<b>57</b>		
Jeff Mills	LB	1990-93	Jordan Beck	LB	2007
Ken Woodard	LB	1982-86	Jashon Sykes	LB	2003-04
Dan MacDonald	LB	1987	Allen Aldridge	LB	1994-97
Greg Bracelin	LB	1980	Dave Wyman	LB	1993
Mike Montler	C	1977	Mark Murray	LB	1991
Randy Gradishar	LB	1974-75	Ty Allert	LB	1990
Ray Kubala	C	1964-67	Mike Ruether	C	1988-89
Frank Jackunas	C	1963	Matt Smith	LB	1987
James Barton	C	1961-62	Tom Jackson	LB	1973-86
Frank Kuchta	C	1960	Bob Geddes	LB	1972
<b>53</b>			Fred Forsberg	LB	1968, '70-73
Louis Green	LB	2004-07	John Huard	LB	1967-69
Johnny Rutledge	LB	2003	<b>58</b>		
Bill Romanowski	LB	1996-2001	Nate Webster	LB	2006-07
Danté Jones	LB	1995	Terry Pierce	LB	2003-04
Anthony Thompson	LB	1990	Steve Russ	LB	1997, '99-2000
Randy Gradishar	LB	1976-83	Elijah Alexander	LB	1992-95
Ken Criter	LB	1971-74	Scott Curtis	LB	1989-90
Roger LeClerc	C	1967	Tim Lucas	LB	1987
Don Gulseth	LB	1966	Steve Busick	LB	1981-85
Tom Erlandson	LB	1962-65	Rob Nairne	LB	1977-80
Bob Hudson	LB	1960-61	Phil Olsen	C	1975-76
<b>54</b>			Tom Graham	LB	1973-74
D.D. Lewis	LB	2007	Bill McKoy	LB	1970-72
Patrick Chukwurah	LB	2003, '05-06	Frank Richter	LB	1967-69
Lee Woodall	LB	2001	Jack Work	LB	1960
Nate Wayne	LB	1998-99	<b>59</b>		
Britt Hager	LB	1995-96	Taylor Whitley	G	2005
Mitch Donahue	LB	1993-94	Donnie Spragan	LB	2002-04
Keith Traylor	LB	1991-92	Glenn Cadrez	LB	1995-2000
Keith Bishop	C	1980, '82-89	Brett Wallerstedt	LB	1994
Richard Baska	LB	1976-77	Tim Lucas	LB	1987-93
Mike Lemon	LB	1975	Kirk Dodge	LB	1987
Ralph Cindrich	LB	1974	Darren Comeaux	LB	1982-86
Chip Myrtle	LB	1967-72	Mark Merrill	LB	1981-82
Ron Sbranti	LB	1966	Joe Rizzo	LB	1974-80
Ed Cummings	LB	1965	Larry Kaminski	C	1966-73
Larry Jordan	LB	1964	<b>60</b>		
Ed (Wahoo) McDaniel	LB	1961-63	John Engelberger	DE	2005-07
<b>55</b>			K.C. Jones	C	1998-2000
D.J. Williams	LB	2005-07	Joe Burch	C	1994
Patrick Chukwurah	LB	2004	Nick Subis	G	1991
Keith Burns	LB	2000-03	Gerald Perry	G	1988-90
Ken Brown	LB	1995	Paul Howard	G	1973-75, '77-86
Glenell Sanders	LB	1994	Bob Young	G	1966-70
John Kacherski	LB	1992	Ernie Park	G	1966
Rick Dennison	LB	1982-90	Charlie Parker	G	1965
Bryant Winn	LB	1987	Ken Adamson	G	1960-62

<b>61</b>				<b>67</b>			
Gerard Warren	DT	2005-06		Mark Campbell	DT	1996	
Ellis Johnson	DT	2004		Ken Lanier	T	1994	
Eric Floyd	G	1995		Doug Widell	G	1989-92	
Bob Meeks	G	1992-94		John Ayers	G	1987	
Andre Townsend	DE	1984-90		Dean Miraldi	T	1985	
Arland Thompson	G	1980		Glenn Hyde	G	1984-85	
Tom Lyons	G	1971-76		Keith Uecker	T	1982-83	
Bob Vaughan	G	1968		Steve Schindler	G	1977-78	
Bill Keating	DT	1966-67		Carl Schaukowitch	G	1975	
Charles Gavin	DE	1960-63		George Goeddeke	G	1967-72	
<b>62</b>				Robert McCullough	G	1962-65	
Chris Myers	C/G	2005-07		Jack Simpson	LB	1961	
Dan Neil	C/G	1997-2004		John Hatley	T	1960	
Jeff Davidson	G	1990-92		<b>68</b>			
Mike Freeman	G	1984, '86-87		Steven Harris	DT	2007	
Tom Glassic	G	1976-83		Mario Fatafehi	DT	2003-04	
Brian Goodman	G	1975		Reggie McElroy	T	1995-96	
Jerry Inman	DT	1966-71		Russell Freeman	T	1992-94	
Ernie Barnes	G	1963-64		Crawford Ker	G	1991	
Jerry Stalcup	LB	1961-62		Brad Henke	DE	1989	
Jim Elfrid	LB	1961		Larry Lee	C	1987	
Vaughn (Buddy) Alliston	LB	1960		Rubin Carter	DT	1975-86	
Jack Davis	T	1960		Larron Jackson	G	1971-74	
<b>63</b>				Steve Alexakos	G	1970	
Amon Gordon	DT	2007		Sam Brunelli	G	1966	
Tim Stuber	G	2004		Tom Nomina	T	1963-65	
David Diaz-Infante	G/C	1996-98, 2001		Bill Roehnell	LB	1961-62	
Richard Mercier	G	2000		Gary Crane	LB	1969	
Sean Farrell	G	1990-91		Ron McLean	DL	1967	
Mark Cooper	G	1983-87		<b>69</b>			
Laval Short	DT	1980		P.J. Alexander	T	2003-05, '07	
John Grant	DE	1973-79		Michael Moore	G	2001-02	
Dave Costa	DT	1967-71		Mark Schlereth	G	1995-2000	
Melwood Guy	G	1961-62		Darrell Hamilton	T	1989-91	
Dave Strickland	G	1960		David Jones	OL	1987	
<b>64</b>				Tony Colorito	NT	1986	
Erik Pears	T	2006-07		Brisen Manor	DE	1984	
Lennie Friedman	G	2000-02		<b>70</b>			
Ralph Tamm	G/C	1995-96		Montrae Holland	G	2007	
Jon Melander	G/T	1993-94		Tyson Clabo	G	2004	
Scott Beavers	G	1990		Trey Teague	T	1998-2001	
Billy Bryan	C	1977-88		Jamie Brown	T	1995-97	
Harvey Goodman	G	1976		Brian Sochia	NT/DE	1991-92	
Mike Schnitker	G	1969-74		Dave Studdard	T	1979-88	
George Gaiser	T	1968		Paul Smith	DT	1968-78	
Sam Brunelli	G	1967		Charlie Janerette	DT	1964-65	
John Hohman	G	1965-66		Donald King	E	1960	
Bud McFadin	DT	1960-63		<b>71</b>			
<b>65</b>				Chad Mustard	TE/T	2007	
Cooper Carlisle	T	2000-06		Blake Brockermeyer	T	2002-03	
Gary Zimmerman	T	1993-97		Melvin Tuten	T	1999-2000	
Monte Smith	G	1989		Greg Kragen	NT	1985-93	
Walt Bowyer	DE	1983-84, '87-88		Jack Peavey	OL	1987	
Glenn Hyde	G	1976-81		Claudie Minor	T	1974-82	
LeFrancis Arnold	G/C	1974		Wallace Dickey	T	1968-69	
Lloyd Voss	T	1972		Jim Perkins	T	1962-64	
Jay Bachman	C	1968, '70-71		Art Hauser	T	1961	
Walter Highsmith	C	1969		Willie Smith	G	1960	
George Tarasovic	DE	1967		<b>72</b>			
Don Shackelford	G	1964		Isaac Snell	G	2007	
John Denver	G	1962		George Foster	T	2003-06	
Joe Young	E	1960-61		Brandon Winey	T	2001	
<b>66</b>				Ernest Jones	DE	1996-97	
Tom Nalen	C	1994-2007		Keith Kartz	C	1987-94	
Chuck Johnson	T	1992-93		Marsharne Graves	T	1984	
Jim Juriga	T	1988-90		Don Latimer	DT	1978-83	
Carlos Scott	C	1987		Wayne Hammond	DT	1976	
Scott Garnett	NT	1984		Bob Kampa	G	1974	
Brisen Manor	DE	1977-83		Sam Brunelli	DT	1968-71	
Jim O'Malley	LB	1973-75		Richard Tyson	G	1967	
Bill Cottrell	G	1972		Jerry Sturm	C	1961-66	
Larry Cox	DT	1966-67		Harold Smith	T	1960	
John Cash	E	1961-62					



# BRONCOS ALL-TIME NUMERICAL ROSTER, CONT.

<b>73</b>					
Chris Kuper	G	2006-07	Larry Cox	DT	1968
Cyron Brown	DE	1998-99	Jim Thompson	DT	1965
Scott Adams	T	1997	Dick Guesman	T/K	1964
Simon Fletcher	LB	1985-95	Anton Peters	T	1963
Kevin Belcher	T	1987	Jack Mattox	T	1962
Shawn Hollingsworth	T	1983	Carl James Larpenter	G	1960-61
Kelvin Clark	T	1979-81	<b>78</b>		
Henry Allison	T	1977	Matt Lepsis	T	1998-2007
Martin Imhof	DE	1976	Larry Jackson	DE	1995
Stan Rogers	T	1975	Don Maggs	T	1993-94
Mike Askea	T	1973	Archie Harris	OL	1987
Walter Barnes	DE	1969-71	Winford Hood	G	1986-88
Pat Matson	G	1966-67	Rich Stachowski	DE	1983
Isaac Lassiter	E	1962-64	Brian Clark	T	1982
Robert Konovsky	E	1961	Bruce Radford	DE	1979
Gordon Holz	DT	1960	Marv Montgomery	T	1971-76
			Ken Criter	LB	1969-70
<b>74</b>			Jim White	DE	1976
Ryan Harris	T	2007	Tom Cichowski	DT	1968-69
Cornell Green	T	2004-05	Marvin Davis	DT	1966
Ephraim Salaam	T	2002-03	Leroy Moore	DE	1964-65
Evan Pilgrim	OL	1999	<b>79</b>		
Harry Swayne	T	1997-98	Marcus Thomas	DT	2007
Bill Schultz	T	1995	Steve Herndon	G	2001-03
Harvey Salem	T	1991	Chris Banks	G	1998-99
Bill Lobenstein	DL	1987	Jumpy Geathers	DT	1996
Dan Remsberg	T	1986-87	Dave Widell	G	1990-94
Winford Hood	G	1984-85	Stefan Humphries	G	1987-88
Jerry Baker	T	1983	Steve Bryan	LB/DE	1987
Andy Maurer	T	1977	Barney Chavous	DE	1973-85
Scott Parrish	OT	1976	Carter Campbell	DE	1971
Mike Current	T	1967-75	John Gonzaga	G	1966
Lee Bernet	T	1965-66	<b>80</b>		
Frank Atkinson	DE	1964	Rod Smith	WR	1995-2007
Gordon Holz	DT	1960-63	Tony Kimbrough	WR	1993-94
			Mark Jackson	WR	1986-92
<b>75</b>			Shane Swanson	WR	1987
Adam Meadows	T	2006	Ray Alexander	WR	1984
Monsanto Pope	DT	2002-05	Rick Upchurch	WR	1975-83
Brian Habib	T	1993-97	Jerry Simmons	WR	1971-74
Rulon Jones	DE	1980-88	Tom Buckman	TE	1969
Kit Lathrop	DE	1979	Jimmy Jones	WR	1968
Bill Bain	T	1976, '78	Dan LaRose	DE	1966
Ed Smith	DE	1973-75	Ed Cooke	DE	1964-65
Rick Sharp	T	1972	Ron Nery	E	1963
Roger Shoals	T	1971	Tom Rychlec	E	1963
Rex Mirich	DE	1967-69	<b>81</b>		
Eldon Danenhauer	T	1960-65	Nate Jackson	TE	2007
<b>76</b>			Charlie Adams	WR	2004-06
Kenard Lang	DE	2006	Chris Cole	WR	2003
Broderick Thompson	T	1995-96	Keith Poole	WR	2001
Kirk Scrafford	T	1993-94	Scottie Montgomery	WR	2000
Ken Lanier	T	1981-92	Andre Cooper	WR	1999-2000
Tom Neville	T	1978	Patrick Jeffers	WR	1997
Randy Moore	DT	1976	Todd Kinchen	WR	1996
Tom Drougas	T	1974	Mike Pritchard	WR	1994-95
Steve Coleman	DE	1974	Barry Rose	WR	1993
Tom Dommres	DT	1971-72	Kitrick Taylor	WR	1993
Gordon Lambert	LB	1968	Shannon Sharpe	WR	1990-91
Bob Breitenstein	T	1965-67	Steve Watson	WR	1979-87
Harold Olson	T	1963-64	Bob Adams	TE	1975
Jack Mattox	T	1961	Billy Masters	TE	1970-74
William Yelverton	E	1960	Dave Washington	TE	1968
William Danenhauer	E	1960	Max Leetzow	DE	1965-66
<b>77</b>			Bill Jessup	E	1960
Larry Birdine	DE	2007	<b>82</b>		
Dwayne Carswell	G	2005	Stephen Alexander	TE	2005-07
Tony Jones	T	1997-2000	Adrian Madise	WR	2003-04
Karl Mecklenburg	LB	1983-94	Kevin Kasper	WR	2001-02
Greg Boyd	DE	1980-82	Billy Miller	WR/TE	1999-2000
Lyle Alzado	DE	1971-78	Marcus Nash	WR	1998-99
Alden Roche	DE	1970			

David Gamble	WR	1997	<b>84</b>		
Patrick Jeffers	WR	1996	Brian Clark	WR	2007
Vance Johnson	WR	1985-93, '95	Patrick Hape	TE	2001-04
Tony Kimbrough	WR	1993	Byron Chamberlain	TE	1995-2000
Laron Brown	WR	1987	Jeff Campbell	WR	1994
Zach Thomas	WR	1983-84	Arthur Marshall	WR	1992-93
Orlando McDaniel	WR	1982	Barry Johnson	WR	1991
Larry Brunson	WR	1980	Chris Verhulst	TE	1990
Jack Dolbin	WR	1975-79	Pat Kelly	TE	1988
Otto Stowe	WR	1974	Mitch Andrews	TE	1987
Dwight Harrison	WR	1971-72	Butch Johnson	WR	1984-85
Dave Pivec	TE	1969	Dean Barnett	TE	1983
Robert Scarpitto	WR/P	1962-67	Emery Moorehead	WR	1980
<b>83</b>			John Schultz	WR	1978
Mike Leach	TE/LS	2003-07	Marv Frazier	WR	1973-75
Scottie Montgomery	WR	2001-02	Jim Krieg	WR	1972
Travis McGriff	WR	1999-2001	Jerry Hendren	WR	1970
Justin Armour	WR	1998	Bobby Moten	TE	1968
Willie "Flipper" Anderson	WR	1997	Stan Fanning	DE	1964
Anthony Miller	WR	1994-96	Don Carothers	E	1960
Melvin Bonner	WR	1993	<b>87</b>		
Michael Young	WR	1989-92	David Kircus	WR	2006
Sam Graddy	WR	1987-88	Ed McCaffrey	WR	1995-2003
Rick Massie	WR	1987	Cedric Tillman	WR	1992-94
John Sawyer	TE	1983-84	Paul Green	TE	1989
Wade Manning	WR	1981-82	Pat Kelly	TE	1989
Jim Whalen	TE	1970-71	Jason Johnson	WR	1988
Dave Washington	TE	1968	Bobby Micho	RB	1986-87
Ray Jacobs	DT	1963-66	James Wright	TE	1980-85
Don Joyce	E	1962	Bill Larson	TE	1980
John Pyeatt	HB	1960	Bob Moore	TE	1978
<b>84</b>			Boyd Brown	TE	1974-76
Javon Walker	WR	2006-07	John Hoffman	DE	1972
Wesley Duke	TE	2005	Rich Jackson	DE	1967-72
Shannon Sharpe	TE	1992-99, 2002-03	Lionel Taylor	E	1960-66
Chris Cole	WR	2000-01	<b>88</b>		
Ricky Nattiel	WR	1987-91	Tony Scheffler	TE	2006-07
Clint Sampson	WR	1983-86	Jeb Putzier	TE	2002-05
Vince Kinney	WR	1978-79	Desmond Clark	TE	1999-2001
John Schultz	WR	1976-77	Sir Mawn Wilson	WR	1997
Gene Washington	WR	1973	Mike Sherrard	WR	1996
Rod Sherman	WR	1972	Jerry Evans	TE	1993-95
Mike Haffner	E	1968-70	Russell Payne	TE	1987
Lou Andrus	LB	1967	Clarence Kay	TE	1984-91
Jason Franci	E	1966	Riley Odoms	TE	1972-83
Jim Thibert	LB	1965	Al Denson	FL	1964-70
Matt Snorton	TE	1964	Eugene Prebola	E	1961-63
Jack Hill	HB	1961	Pat Epperson	E	1960
Albert Day	T	1960	<b>89</b>		
<b>85</b>			Daniel Graham	TE	2007
Chad Mustard	TE/T	2006-07	Nate Jackson	TE	2005-06
Ashley Lellie	WR	2002-05	Dwayne Carswell	TE	1994-2004
Phil McGeoghan	WR	2001	Reggie Johnson	TE	1991-93
Eddie Kennison	WR	2001	Kerry Locklin	TE	1987
Chafie Fields	WR	2000	Orson Mobley	TE	1986-90
Robert Brooks	WR	2000	Keli McGregor	TE	1985
Chris Doering	WR	1999	Dave Logan	WR	1984
Willie Green	WR	1997-98	Clay Brown	TE	1983
Jeff Wilner	TE	1995	Gordon Bowdell	WR	1971
Derek Russell	WR	1991-94	John Embree	WR	1969-70
Tim Stallworth	WR	1990	Andre White	TE	1967
Chris Woods	WR	1989	Max Wettstein	E	1966
Rick Massie	WR	1987-88	Gary Henson	E	1964
Joey Hackett	TE	1986	Bill Groman	HB	1963
Mike Barber	TE	1985	Kenneth Carpenter	E	1960
Don Summers	TE	1984-85	<b>90</b>		
Ron Egloff	TE	1977-83	Paul Carrington	DE	2007
John Mosier	TE	1971	Kenny Peterson	DE	2006
Tom Beer	TE	1967-69	Darius Holland	DT	2003-04
Larry Jordan	LB	1962	Jerry Johnson	DT	2000-01
James Greer	E	1960	Neil Smith	DE	1997-99
			Dan Williams	DE	1993-96
			Ron Holmes	DE	1989-92
			Freddie Gilbert	DE	1986-88

## BRONCOS ALL-TIME NUMERICAL ROSTER, CONT.

<b>91</b>	Ebenezer Ekuban	DE	2005-07	Jeroy Robinson	LB	1990
	Chester McGlockton	DT	2001-02	Steve Bryan	LB/DE	1987-88
	Alfred Williams	DE	1996-99	Tim Joiner	LB	1987
	Troy Wilson	DE	1995	<b>96</b>		
	Willie Oshodin	DE	1992-95	Tim Crowder	DE	2007
	Warren Powers	DE	1989-91	Michael Myers	DT	2005-06
	Jeff Tupper	DL	1987	Dorsett Davis	DT	2002-04
<b>92</b>				Harald Hasselbach	DE	1994-2000
	Elvis Dumervil	DE	2006-07	Kenny Walker	DE	1991-92
	Marco Coleman	DE	2004	Jake McCullough	DE	1989-90
	Bertrand Berry	DE	2001-03	<b>97</b>		
	Lester Archambeau	DE	2000	Kenny Peterson	DE	2007
	Dave Wyman	LB	1994-95	Simeon Rice	DE	2007
	Ron Geater	DE	1992	Demetris Veal	DT	2004-06
	Alphonso Carreker	DE	1989, '91	Keith Washington	DE	2001-02
<b>93</b>				Mike Lodish	DE	1995-2000
	Antwon Burton	DT	2006-07	Darren Drodzov	DT	1993-94
	Trevor Pryce	DE/DT	1997-2005	Karl Mecklenburg*	LB	1992
	James Jones	DE	1995	Bruce Klostermann	LB	1987-89
	Ronnie Haliburton	LB	1990-92	*wore #97 for one game: at Los Angeles (11/22/92)		
<b>94</b>				<b>98</b>		
	Jarvis Moss	DE	2007	Josh Mallard	DT	2007
	Luther Ellis	DT	2004	Courtney Brown	DE	2005-06
	Luis Almanzar	DT	2003	Reggie Hayward	DE	2001-04
	Lional Dalton	DT	2002	Maa Tanuvasa	DT/DE	1995-2000
	Leon Lett	DT	2001	Ted Washington	NT	1994
	Keith Traylor	DT	1997-2000	Ricky Hunley	LB	1984-87
	Jeff Robinson	DE	1993-96	<b>99</b>		
	Jim Szymanski	DE	1991-92	Alvin McKinley	DT	2007
<b>95</b>				Raylee Johnson	DE	2004
	Sam Adams	DT	2007	Daryl Gardener	DT	2003
	Marco Coleman	DE	2005	Montae Reagor	DE	1999-2002
	Anton Palepoi	DE	2004	Seth Joyner	LB	1998
	Kavika Pittman	DE	2000-02	David Richie	DT	1997
	Paul Grasmanis	DT	1999	Shane Dronett	DT	1992-95
	Marvin Washington	DE	1998	David Galloway	DE	1990
	Michael Dean Perry	DT	1995-97	Shawn Knight	NT	1988
	Alphonso Taylor	DT	1993	Ray Woodard	DE	1987

## BRONCOS ALL-TIME PRACTICE SQUAD ROSTER

List includes players who spent time on the practice/developmental squad since its creation in 1989.

**Key:** \*Made a team's 53-man roster during a season; \*\*Became a starter in his NFL career; †Made at least one Pro Bowl; **Current players.**

<b>A</b>				Greg Brown	S	Texas	2001
	Joe Abdullah	RB	Pacific	Jonathan Brown	DE	Tennessee	1999
	Charlie Adams*	WR	Hofstra	Keith Brown	RB	UCLA	2000
	Jeremy Akers	G	Notre Dame	Josh Buhl	LB	Kansas State	2005
	Curtis Alexander	RB	Alabama	Joe Burch*	G	Texas Southern	1994
	Luis Almanzar*	DT	Southwest Missouri St.	Bryce Burnett	TE	San Jose State	1995
				Antwon Burton*	DT	Temple	2006-07
				Hillary Butler*	LB	Washington	1997-98
<b>B</b>				<b>C</b>			
	Jamie Baisley	LB	Indiana	Steve Cargile*	S	Columbia	2006-07
	Chris Banks*	G	Kansas	Dwayne Carswell†	TE	Liberty	1994
	Santonio Beard	RB	Alabama	Byron Chamberlain†	TE	Wayne State	1995
	Scott Beavers*	OL	Georgia Tech	Tyson Clabo*	G	Wake Forest	2004
	Thump Belton*	FB	Syracuse	Brian Clark*	WR	North Carolina State	2006
	Randy Bierman	OL	Illinois	Darius Clark*	S	Duke	2000-01
	Jon Blackman	T	Purdue	Cedric Cobbs*	RB	Arkansas	2005
	Michael Bozeman	DT	Mississippi	George Coghill*	S	Wake Forest	1997
	Ronnie Bradford**	CB	Colorado	KaRon Coleman*	RB	Stephen F. Austin	2000
	Carlton Brewster	WR	Ferris State	Andre Cooper*	WR	Florida State	1998
	Kris Briggs	RB	Southern Methodist	Curome Cox*	S	Maryland	2004-05
	Cyron Brown*	DT	Western Illinois	Romar Crenshaw	WR	S.E. Oklahoma State	2004
	DeAuntae Brown	CB	Central State (Ohio)				

<b>D</b>				David Diaz-Infante*	C/G	San Jose State	1995
	Matt Dominguez*	WR/TE	Sam Houston State	2001			
	Kevin Drake	WR	Alabama-Birmingham	2000			
	Wesley Duke*	TE	Mercer	2005			
<b>E</b>				<b>E</b>			
	Nick Eason*	DT	Clemson	2004			
	Jamal Ellis	CB	Duke	1995-96			
	Paul Ernster*	K/P	Northern Arizona	2005			
	Greg Eslinger*	C	Minnesota	2007			
	Blake Ezor*	RB	Michigan State	1990			
<b>F</b>				<b>F</b>			
	John Feugill	T	Maryland	2000-01			
	Mark Fenton	G	Colorado	2007			
	Dan Finn	G	Northern Arizona	1998			
	Mark Flythe	DE	Penn State	1992			
	John Paul Foschi*	TE	Georgia Tech	2004			
<b>G</b>				<b>G</b>			
	Tom Gallagher	OL	Washington	1994			
	David Gamble*	WR	New Hampshire	1997			
	George Gause	DE	South Carolina	2005			
	Ron Geater*	NT	Iowa	1992			
	Don Gibson	NT	USC	1991			
	Cory Gilliard	S	Ball State	1997			
	Amon Gordon**	DT	Stanford	2006			
	Bucky Greeley	C	Penn State	1996			
	<b>Louis Green*</b>	<b>LB</b>	<b>Alcorn State</b>	<b>2003-04</b>			
	Paul Green*	TE	USC	1989			
	Reggie Green	G	Florida	1996			
<b>H</b>				<b>H</b>			
	<b>Darrell Hackney*</b>	<b>QB</b>	<b>Alabama-Birmingham</b>	<b>2007</b>			
	<b>Andre Hall*</b>	<b>RB</b>	<b>South Florida</b>	<b>2006</b>			
	Ken Hall	T	Fresno State	1994			
	Ricky Hall	WR	Virginia Tech	2001			
	Darrell Hamilton*	T	North Carolina	1989			
	Olaf Hampel	OL	No college	1993			
	Ataf Harris	WR	Cal State Northridge	2003			
	<b>Steven Harris*</b>	<b>DT</b>	<b>Florida</b>	<b>2007</b>			
	Herb Haygood*	WR	Michigan State	2002			
	Pat Hegarty	QB	Texas-El Paso	1989			
	Brad Henke*	NT	Arizona	1989			
	Kelly Herndon**	CB	Toledo	2001			
	Steve Herndon*	G	Georgia	2000			
	Chris Howard*	RB	Michigan	1998			
	Rob Hunt	C/G	North Dakota State	2005-06			
	Robert Hunt	G/T	Virginia	1999			
<b>J</b>				<b>J</b>			
	Corey Jackson*	DE	Nevada	2005			
	Larry Jackson*	DE	Texas A&M	1995			
	<b>Nate Jackson*</b>	<b>TE/WR</b>	<b>Menlo College</b>	<b>2003</b>			
	Shane Jasper	LB	UCLA	1995			
	Barry Johnson*	WR	Maryland	1991			
	Jim Johnson	T	Michigan State	1992			
	Kyle Johnson**	FB	Syracuse	2003			
	Chris Jones	S	Clemson	1999			
	John Jones	G	Kansas	1996			
<b>K</b>				<b>K</b>			
	John Kacherski*	LB	Ohio State	1992			
	Doug Karczewski	G	Virginia	1999			
	Kliff Kingsbury*	QB	Texas Tech	2005			

<b>L</b>				<b>L</b>			
	Michael Lies	T	Kansas	2001			
<b>M</b>				<b>M</b>			
	Matt Mauck*	QB	Louisiana State	2004			
	<b>Glenn Martinez*</b>	<b>WR</b>	<b>Saginaw Valley State</b>	<b>2007</b>			
	Grant Mattos*	WR	Southern California	2004			
	Viliami Maumau*	DT	Colorado	1998-99			
	Ryan McCoy	LB	Houston	1994			
	Paris McCurdy	LB	Ball State	1990			
	<b>Marquay McDaniel</b>	<b>WR</b>	<b>Hampton</b>	<b>2007</b>			
	Phil McGeoghan*	WR	Maine	2001			
	Bryant McNeal	DE	Clemson	2004			
	Jeff Mickel	OL	Eastern Washington	1989			
	Billy Miller**	WR/TE	Southern California	1999			
	Brandon Miree*	RB	Pittsburgh	2005			
	Scottie Montgomery*	WR	Duke	2000-01			
	Jason Moore*	S	San Diego State	1999			
	Shawn Moore*	QB	Virginia	1991			
	Mark Murray*	LB	Florida	1991			
	Chris Myers*	C/G	Miami (Fla.)	2005			
<b>N</b>				<b>N</b>			
	<b>Tom Nalen†</b>	<b>C</b>	<b>Boston College</b>	<b>1994</b>			
	Damien Nash*	RB	Missouri	2006			
	Doug Nienhuis	T	Oregon State	2006			
	Tori Noel	S	Tennessee	1998			
<b>O</b>				<b>O</b>			
	Scot Osborne	TE	William & Mary	2001			
	Willie Oshodin*	DE	Villanova	1992			
<b>P</b>				<b>P</b>			
	Brent Parkinson	OL	USC	1991			
	Preston Parsons*	QB	Northern Arizona	2006			
	<b>Erik Pears**</b>	<b>T</b>	<b>Colorado State</b>	<b>2005</b>			
	Marcus Price	T	Louisiana State	1996			
	Greg Primus	WR	Colorado State	1993			
<b>R</b>				<b>R</b>			
	Antwaun Rogers	CB	Purdue	2005			
	<b>Roderick Rogers*</b>	<b>S</b>	<b>Wisconsin</b>	<b>2007</b>			
	D.J. Renteria	DT	New Mexico	2004			
	Chase Raynock	T	Montana	2000			
	Frank Rice	WR	Colorado State	2002			
	Barry Rose*	WR	Wisc.-Stevens Point	1993			
	Glenn Rountree	G	Clemson	1999			
<b>S</b>				<b>S</b>			
	Blaine Saipaia*	C	Colorado State	2003			
	Ron Sancho	LB	Louisiana State	1989			
	<b>Cecil Sapp*</b>	<b>RB</b>	<b>Colorado State</b>	<b>2003-04</b>			
	Jason Scukanec	C	Brigham Young	2002			
	Josh Sewell	C/G	Nebraska	2004			
	Jeff Shoate*	CB	San Diego State	2006			
	Rod Smith†	WR	Missouri Southern	1994			
	Donnie Spragan**	LB	Stanford	2001			
	Tim Stallworth*	WR	Washington State	1990			
	Deon Strother*	RB	USC	1994			
	John Sullins*	LB	Alabama	1992			
	Jason Suttle*	CB	Wisconsin	1999-2000			
	Justin Swift*	TE	Kansas State	1999			
	Jashon Sykes**	LB	Colorado	2002			
<b>T</b>				<b>T</b>			
	Maa Tanuvasa**	DL	Hawaii	1995			
	Cedric Tillman*	WR	Alcorn State	1992			
	Mark Thomas	TE	North Carolina State	2001			
	Marvin Thomas	DE	Memphis	1998			
	Brad Trout	S	Valdosta State	1999			

## BRONCOS ALL-TIME PRACTICE SQUAD ROSTER, CONT.

U			
Chad Upshaw	Buffalo	2007	
V			
Bradlee Van Pelt*	QB	Colorado State	2004
Cameron Vaughn	LB	Louisiana State	2006
Tony Veland*	S	Nebraska	1996
W			
Larry Wallace	WR	USC	1996
Cliff Washburn	T	The Citadel	2007
Edwin Watson	RB	Purdue	1999
Chris Watton	G	Baylor	2002-03

## ALL-TIME PRACTICE SQUAD ROSTER, BY YEAR

List includes players who spent time on the practice/developmental squad since its creation in 1989.

Key: \*Made a team's 53-man roster during a season; \*\*Became a starter in his NFL career; †Made at least one Pro Bowl.

1989			
Paul Green*	TE	USC	
Darrell Hamilton	T	North Carolina	
Pat Hegarty	QB	Texas-El Paso	
Brad Henke	NT	Arizona	
Jeff Mickel	OL	Eastern Washington	
Ron Sancho	LB	Louisiana State	
Wayne Williams	RB	Florida	
1990			
Scott Beavers*	OL	Georgia Tech	
Blake Ezor	RB	Michigan State	
Paris McCurdy	LB	Ball State	
Tim Stallworth*	WR	Washington State	
1991			
Don Gibson	NT	USC	
Barry Johnson*	WR	Maryland	
Shawn Moore*	QB	Virginia	
Mark Murray*	LB	Florida	
Brent Parkinson	OL	USC	
1992			
Mark Flythe	DE	Penn State	
Ron Geater*	NT	Iowa	
Jim Johnson	T	Michigan State	
John Kacherski*	LB	Ohio State	
Willie Oshodin*	DE	Villanova	
John Sullins*	LB	Alabama	
Cedric Tillman*	WR	Alcorn State	
1993			
Ronnie Bradford**	CB	Colorado	
Olaf Hampel	OL	No college	
Greg Primus	WR	Colorado State	
Barry Rose*	WR	Wisconsin-Stevens Point	
Clarence Williams	TE	Washington State	
Kevin Williams	RB	UCLA	
1994			
Joe Burch*	C	Texas Southern	
Dwayne Carswell†	TE	Liberty	
Tom Gallagher	OL	Washington	
Ken Hall	T	Fresno State	
Ryan McCoy	LB	Houston	
Tom Nalen†	C	Boston College	
Rod Smith†	WR	Missouri Southern	
Deon Strother*	RB	Southern California	

Jason Watts	C	Kentucky	1999
Austin Wheatley	TE	Iowa	2001
Paul Wiggins	T	Oregon	1999
Brandon Williams	CB	Michigan	2003
Clarence Williams	TE	Washington State	1993
Kevin Williams	RB	UCLA	1993
Wayne Williams	RB	Florida	1989
Sir Mawn Wilson*	WR	Syracuse	1997
Y			
Phil Yeboah-Kodie	LB	Penn State	1996
Chris Young*	S	Georgia Tech	2002

1995			
Bryce Burnett	TE	San Jose State	
Byron Chamberlain†	TE	Wayne State	
David Diaz-Infante*	C/G	San Jose State	
Jamal Ellis	CB	Duke	
Larry Jackson*	DE	Texas A&M	
Shane Jasper	LB	UCLA	
Maa Tanuvasa**	DL	Hawaii	
Phil Yeboah-Kodie	LB	Penn State	
1996			
Joe Abdullah	RB	Pacific	
Jamal Ellis	CB	Duke	
Bucky Greeley	C	Penn State	
Reggie Green	G	Florida	
John Jones	G	Kansas	
Marcus Price	T	Louisiana State	
Tony Veland*	S	Nebraska	
Larry Wallace	WR	USC	
1997			
Chris Banks*	G	Kansas	
Randy Bierman	OL	Illinois	
Hillary Butler*	LB	Washington	
George Coghill*	S	Wake Forest	
David Gamble*	WR	New Hampshire	
Cory Gilliard	S	Ball State	
Sir Mawn Wilson*	WR	Syracuse	
1998			
Curtis Alexander	RB	Alabama	
Hillary Butler*	LB	Washington	
Andre Cooper*	WR	Florida State	
Dan Finn	G	Northern Arizona	
Chris Howard*	RB	Michigan	
Viliami Maumau*	DT	Colorado	
Tori Noel	S	Tennessee	
Marvin Thomas	DE	Memphis	

## ALL-TIME PRACTICE SQUAD ROSTER, BY YEAR, CONT.

1999			
Jeremy Akers	G	Notre Dame	
Jonathan Brown	DE	Tennessee	
Robert Hunt	G/T	Virginia	
Chris Jones	S	Clemson	
Doug Karczewski	G	Virginia	
Viliami Maumau*	DT	Colorado	
Billy Miller**	WR/TE	USC	
Jason Moore*	S	San Diego State	
Glenn Rountree	G	Clemson	
Jason Suttle*	CB	Wisconsin	
Justin Swift*	TE	Kansas State	
Brad Trout	S	Valdosta State	
Edwin Watson	RB	Purdue	
Jason Watts	C	Kentucky	
Paul Wiggins	T	Oregon	
2000			
Jamie Baisley	LB	Indiana	
Jon Blackman	T	Purdue	
DeAuntae Brown	CB	Central State (Ohio)	
Keith Brown	RB	UCLA	
Darius Clark*	S	Duke	
KaRon Coleman*	RB	Stephen F. Austin	
Kevin Drake	WR	Alabama-Birmingham	
John Feugill	T	Maryland	
Steve Herndon*	G	Georgia	
Scottie Montgomery*	WR	Duke	
Jason Suttle*	CB	Wisconsin	
2001			
Cyron Brown*	DT	Western Illinois	
Greg Brown	S	Texas	
Darius Clark*	S	Duke	
Matt Dominguez*	WR/TE	Sam Houston State	
John Feugill	T	Maryland	
Ricky Hall	WR	Virginia Tech	
Kelly Herndon**	CB	Toledo	
Michael Lies	T	Kansas	
Phil McGeoghan*	WR	Maine	
Scottie Montgomery*	WR	Duke	
Scot Osborne	TE	William & Mary	
Donnie Spragan**	LB	Stanford	
Mark Thomas	TE	North Carolina State	
Austin Wheatley	TE	Iowa	
2002			
Charlie Adams*	WR	Hofstra	
Herb Haygood*	WR	Michigan State	
Frank Rice	WR	Colorado State	
Jason Scukanec	C	Brigham Young	
Jashon Sykes**	LB	Colorado	
Chris Watton	G	Baylor	
Chris Young*	S	Georgia Tech	
2003			
Charlie Adams*	WR	Hofstra	
Luis Almanzar*	DT	Southwest Missouri St.	
Louis Green*	LB	Alcorn State	
Atnaf Harris	WR	Cal State Northridge	
Nate Jackson*	WR	Menlo College	
Kyle Johnson**	FB	Syracuse	
Blaine Saipaia*	C	Colorado State	
Cecil Sapp*	RB	Colorado State	
Chris Watton	G	Baylor	
Brandon Williams	CB	Michigan	

2004			
Santonio Beard	RB	Alabama	
Kris Briggs	RB	Southern Methodist	
Tyson Clabo*	G	Wake Forest	
Curme Cox*	CB	Maryland	
Romar Crenshaw	WR	S.E. Oklahoma State	
Nick Eason*	DT	Clemson	
John Paul Foschi*	TE	Georgia Tech	
Louis Green*	LB	Alcorn State	
Grant Mattos*	WR	Southern California	
Matt Mauck*	QB	Louisiana State	
Bryant McNeal	DE	Clemson	
D.J. Renteria	DT	New Mexico	
Cecil Sapp*	RB	Colorado State	
Josh Sewell	C/G	Nebraska	
Bradlee Van Pelt*	QB	Colorado State	
2005			
Josh Buhl	LB	Kansas State	
Cedric Cobbs*	RB	Arkansas	
Curme Cox*	S	Maryland	
Wesley Duke*	TE	Mercer	
Paul Ernster*	K/P	Northern Arizona	
George Gause	DE	South Carolina	
Rob Hunt	C/G	North Dakota State	
Corey Jackson*	DE	Nevada	
Kliff Kingsbury*	QB	Texas Tech	
Brandon Miree*	RB	Pittsburgh	
Chris Myers*	C/G	Miami (Fla.)	
Erik Pears**	T	Colorado State	
Antwaun Rogers	CB	Purdue	
2006			
Thump Belton*	FB	Syracuse	
Antwon Burton*	DT	Temple	
Steve Cargile*	S	Columbia	
Brian Clark*	WR	North Carolina State	
Amon Gordon**	DT	Stanford	
Andre Hall*	RB	South Florida	
Rob Hunt	G/C	North Dakota State	
Damien Nash*	RB	Missouri	
Doug Nienhuis*	T	Oregon State	
Preston Parsons*	QB	Northern Arizona	
Jeff Shoate*	CB	San Diego State	
Cameron Vaughn	LB	Louisiana State	
2007			
Michael Bozeman	DT	Mississippi	
Carlton Brewster	WR	Ferris State	
Antwon Burton*	DT	Temple	
Steve Cargile*	S	Columbia	
Greg Eslinger*	C	Minnesota	
Mark Fenton	G	Colorado	
Darrell Hackney*	QB	Alabama-Birmingham	
Steven Harris*	DT	Florida	
Glenn Martinez*	WR	Saginaw Valley State	
Marquay McDaniel	WR	Hampton	
Roderick Rogers*	S	Wisconsin	
Chad Upshaw	T	Buffalo	
Cliff Washburn	T	The Citadel	



## HISTORICAL HIGHLIGHTS

## 1959

**AUGUST 14** — First American Football League organizational meeting held in Chicago. Denver, with Bob Howsam as its principal owner, named as a charter member along with New York, Dallas, Los Angeles, Minneapolis and Houston. **NOVEMBER 22** — First player selection draft held through 32 rounds. Denver's first pick is Roger LeClerc, center, Trinity. **DECEMBER 1** — Dean Griffing named general manager of the Broncos.

## 1960

**JANUARY 1** — Frank Filchock named first head coach of the Broncos. **JANUARY 30** — Denver placed in AFL's western division with Dallas, Oakland and Los Angeles. **JULY** — First Bronco training camp opens at Colorado School of Mines. **SEPTEMBER 9** — After losing all five pre-season games, the Broncos become the first AFL victor when they defeat the Patriots in Boston in history's first AFL game, 13-10. Attendance — 21,597. **OCTOBER 2** — Broncos play first home game in Bears Stadium, defeat Oakland, 31-14, before crowd of 18,372. **DECEMBER** — Offensive end Lionel Taylor, Defensive Tackle Bud McFadin and Safety Goose Gonsoulin all named to first official all-AFL team.

## 1961

**MAY 26** — Bob and Lee Howsam, original principal owners of the Broncos, sell their stock to a new syndicate headed by Cal Kunz and Gerry Phipps. **JUNE 1** — Cal Kunz named president and operating head of Empire Sports. **DECEMBER** — Lionel Taylor sets professional record with 100 pass receptions for season. Taylor and Bud McFadin named to all-AFL team. **DECEMBER** — Frank Filchock released as Broncos head coach.

## 1962

**FEBRUARY 1** — Jack Faulkner hired as Broncos head coach. **JULY 1** — Dean Griffing released as Broncos general manager. Faulkner named to dual post as head coach and general manager. **JULY** — Public burning ceremony of Broncos' notorious vertically striped socks at Broncos' intra squad game. **DECEMBER** — Jack Faulkner named coach of the year in AFL. Gene Mingo sets professional field goal record of 27 in a season. Eldon Danenhauer, Lionel Taylor, Goose Gonsoulin and Bob Zeman named to all-AFL team.

## 1963

**DECEMBER** — Billy Joe named AFL rookie of the year. Goose Gonsoulin only Bronco to make the all-AFL team. Lionel Taylor wins fourth consecutive pass receiving title.

## 1964

**JANUARY** — Broncos and Jets complete historic nine-player trade, largest ever made in the AFL. Broncos send Gene Prebela, Wahoo McDaniel, Gordy Holz and Bob Zeman to Jets for Dick Guesman, Ed Cooke, Charlie Janerette, Jim Price and Sid Fournet. **OCTOBER 4** — Jack Faulkner released as head coach. **OCTOBER 5** — Mac Speedie accepts appointment as interim head coach. **DECEMBER 12** — Mac Speedie named head coach. **DECEMBER** — Jim Fraser wins third consecutive punting title. Willie Brown named to all-AFL team.

## 1965

**FEBRUARY 15** — Gerald and Allan Phipps purchase 52 percent of the stock of Empire Sports, thus giving them virtually 100 percent ownership and saving the Bronco franchise for Denver. **MARCH 5** — Record sale of 941 season tickets in one day. **APRIL 1** — Season ticket drive goal of 20,000 sales reached. Figure to reach 22,000 by May 1. **MAY 17** — Allan Phipps named president of Empire Sports, Inc. Gerry Phipps re-named Chairman of the Board. **MAY 29** — Jim Burris, Bears general manager, named executive vice-president of Empire Sports. **DECEMBER 12** — Lionel Taylor makes the 500th catch of his career in game against Boston to become the first AFL player to top this figure. **DECEMBER** — Tackle Eldon Danenhauer, Split End Lionel Taylor and Fullback Cookie Gilchrist named to the all-AFL team. Lionel Taylor wins fifth pass receiving crown and Abner Haynes wins league kickoff return championship.

## 1966

**JUNE 8** — Merger of American and National Leagues announced. **SEPTEMBER 19** — Ray Malavasi named Head Coach of the Broncos. **DECEMBER** — John Bramlett, Goose Gonsoulin, Bob Scarpitto and Jerry Sturm chosen to play in AFL All-Star contest in January. **DECEMBER 19** — Lou Saban signs a 10-year contract as General Manager and Head Coach of the Denver Broncos.

## 1967

**MARCH 1** — Broncos move to new suburban executive offices with adjacent practice field and locker room facilities for both preseason and regular season training. **MARCH 17** — Metropolitan Denver voters turn down stadium bond issue, but Bronco fans immediately organize for fundraising drive to improve Bears Stadium and keep Broncos in Denver. **MAY 17** — Floyd Little, Denver's No. 1 draft choice, signs with Broncos. Little becomes the first No. 1 choice to sign with Denver in the history of the club. **AUGUST 5** — Broncos defeat Detroit Lions 13-7 in preseason game at DU for AFL's first win over the NFL. **AUGUST 15** — Quarterback Steve Tensi acquired from San Diego for first round draft choices in both 1968 and 1969. **DECEMBER** — Floyd Little paces AFL in punt returning with a 16.9 average. Bob Scarpitto repeats as punt leader with a 44.9 norm. Flanker Al Denson selected All League in player balloting.

## 1968

**JANUARY** — Flanker Al Denson, defensive tackle Dave Costa, center Larry Kaminski and cornerback Nemiah Wilson participate in AFL All-Star game. Lou Saban and staff coach the West stars. **FEBRUARY** — Civic drive to raise \$1.8 million ends successfully and City of Denver receives stadium as a gift after purchase of the facility from Empire Sports, Inc. by non-profit group. Construction begins on 16,000 seat upper deck that will raise capacity to 50,000 for 1968 season. **SEPTEMBER 21** — Broncos move into new administrative building at 5700 Logan Street. **DECEMBER 14** — Bears Stadium is officially re-named Denver Mile High Stadium.

## 1969

**JANUARY 19** — Dave Costa, Rich Jackson and Floyd Little participate in AFL All-Star Game in Jacksonville, Fla. **DECEMBER** — Floyd Little and Rich Jackson named first-team All League. **DECEMBER** — Bill Thompson (rookie) tops AFL list in punt and kickoff returns, becoming the first player in NFL history to ever hold both titles.

## 1970

**JANUARY 17** — Rich Jackson, Dave Costa, Floyd Little, Mike Current and George Goeddeke play in All-Star game on West team. **SEPTEMBER** — Season ticket sale hits record number of 43,584. **DECEMBER 20** — Floyd Little gains 44 yards to win American Conference rushing title with 901 yards. It marked his first rushing crown and the first season that Little played in all 14 games.

## 1971

**JANUARY** — Richard Jackson named to official National Football League all-star team. **JANUARY** — Richard Jackson and Floyd Little make starting lineups for American Conference in first AFC-NFC Pro Bowl game. **MAY 12** — Broncos stop sale of season tickets at record 47,500. **OCTOBER 24** — Denver coach Lou Saban and the Broncos down Cleveland 27-0. It was the first time the Browns were shutout since 1952 and marked Saban's last victory as Bronco coach. **NOVEMBER 17** — Lou Saban resigns as head coach of Broncos, a position he had held for five years. Offensive line coach Jerry Smith is named interim head coach. Saban, in December, resigns as General Manager to return to Buffalo Bills as head coach. **DECEMBER 19** — Floyd Little compiles 79 yards against Raiders in Oakland to finish as pro football's top runner with 1,133 yards. Little also becomes first Bronco to rush for more than 1,000 yards in a season.

## 1972

**JANUARY 5** — John Ralston, successful head coach at Stanford, is announced as Denver's new head coach. He later adds the title of general manager. **MARCH 16** — For the first time in the history of Denver professional football, there will be no public sale of season tickets, it is reported. Season ticket holders renewed 46,500 of the 47,500 available season tickets and further exercised their option for 8,000 additional tickets. **APRIL 5** — Long-time Rocky Mountain Empire Sports employee Earl Hartman dies of cancer. Hartman was Treasurer of Empire Sports and Business Manager of the Broncos at the time of his death.

## 1973

**MARCH 3** — Season ticket holders renew 47,800 of 48,000 season tickets to assure Denver again of having no public sale of season ducats. **OCTOBER 14** — Charley Johnson also becomes the 18th quarterback in pro football history to go over 20,000 yards lifetime as he throws for 214 yards and three TDs to Haven Moses in a 48-20 win at Houston. **OCTOBER 22** — With "Orange Monday" banners waving, the Broncos perhaps play the most important game to date in the club's history against Oakland on national television. Denver comes back to knot the contest, 23-23, on a 35-yard field goal by Jim Turner. **NOVEMBER 25** — Denver defeats Kansas City, 14-10, to take over first place in the AFC West with three games to go. The win moves the Broncos to 6-3-2 — the six victories mark the second best mark ever for a Denver team to date. **DECEMBER 9** — Denver 42, San Diego 28! The Broncos are winners at last as Denver clinches the team's seventh victory of the season, assuring the club of a winning record for the first time.

## 1974

**JANUARY** — Four Broncos — Floyd Little, Haven Moses, Riley Odoms and Paul Smith — are invited to play in the Pro Bowl. John Ralston is named AFC Coach of the Year for guiding Denver to its first winning season ever. Odoms is named All-Pro by NEA. **SEPTEMBER 10** — Denver voters pass a \$25 million bond issue to expand and improve Mile High Stadium to over 75,000 seats. The stadium was projected to be finished in time for the 1976 regular season. **SEPTEMBER 22** — The Broncos and the Pittsburgh Steelers play in the first regular-season overtime game as a 35-35 score was present at the end of regulation play. Neither team scored in the sudden death period. **NOVEMBER 28** — Before a television audience estimated at 35 million, the Broncos riddle the Detroit Lions 31-27 on Denver's first Thanksgiving Day game in Detroit. **DECEMBER 8** — Denver assures itself of its second consecutive winning season, and Otis Armstrong sets a single-game rushing mark of 183 yards as the Broncos down Houston 37-14. **DECEMBER 15** — Otis Armstrong finishes the season with 1,407 yards and the NFL rushing title, becoming one of a half dozen players ever to average more than 100 yards per game in pro football.

## 1975

**JANUARY** — Otis Armstrong and Riley Odoms represent the Broncos in the annual Pro Bowl contest in Miami, Fla. **FEBRUARY** — Expansion of Mile High Stadium begins, and it will provide 63,500 seating capacity for the 1976 season and an ultimate capacity of 75,000 in 1977. **DECEMBER 14** — Floyd Little winds up his career as the seventh all-time rusher in the NFL with 6,323 career yards.

## 1976

**JANUARY 26** — Tight end Riley Odoms and linebacker Randy Gradishar are the Broncos representatives in the Pro Bowl in New Orleans. **MARCH 28** — Quarterback Charley Johnson announces his retirement from the National Football League after a 15-year career. Johnson led the club to its first two winning seasons in 1973 and 1974. **JUNE 27** — Lyle Alzado is one of three finalists for the Man of the Year Award and Rick Upchurch is honored as the American Conference Offensive Rookie of the Year by the NFL Players Association. **SEPTEMBER 26** — Rick Upchurch ties an NFL record by returning two punts for touchdowns in a 44-13 win over the visiting Cleveland Browns. **OCTOBER 24** — Rick Upchurch ties an NFL record with his fourth punt return touchdown of the season in a 35-26 win over Kansas City. **NOVEMBER 7** — With two field goals and six extra points, Jim Turner becomes the fifth player in pro football history to surpass 1,200 points. **NOVEMBER 14** — Denver shuts out San Diego, 17-0, marking the first time the club has recorded two shutouts in one season. Denver had shut out the Chargers 26-0 Oct. 3. **DECEMBER 12** — The Broncos stop Chicago, 28-14, for their ninth win of the season, marking the highest total in Denver history. Otis Armstrong rushes for 116 yards to reach 1,008 for the season, his second 1,000-yard campaign in his career. **DECEMBER 18** — Fred Gehrke, long-time Bronco administrator, is named general manager.

## 1977

**JANUARY 17** — Rick Upchurch and Otis Armstrong are the Broncos' participants in the annual AFC-NFC Pro Bowl in Seattle. **JANUARY 31** — John Ralston resigns as Head Coach of the Denver Broncos. **FEBRUARY 1** — Robert (Red) Miller, a former Broncos assistant coach, is named as the team's eighth head coach. **JUNE 12** — Lyle Alzado is named winner of the National Football League Players Association's Byron "Whizzer" White Award as the group's Man of the Year. **OCTOBER 16** — Pushing their season record to 5-0, the Broncos use seven interceptions and a touchdown pass to kicker Jim Turner to trounce the defending world champion Oakland Raiders, 30-7. **NOVEMBER 27** — In a showdown of the two best records in the NFL, the Broncos get a 73-yard interception return for a touchdown by Tom Jackson to dump Baltimore, 27-13, and run their record to 10-1. **DECEMBER 4** — With a 24-14 win at Houston, the

## HISTORICAL HIGHLIGHTS, CONT.

Broncos clinch a playoff berth, the first in the club's history. Later in the day, the Broncos clinch the AFC Western Division championship when the Raiders fall to the Los Angeles Rams. **DECEMBER 18** — The Broncos lose to Dallas in the regular-season finale, 14-6, but post the best record in the history of the franchise, 12-2, tied with Dallas for the best in the NFL. **DECEMBER 24** — Before the largest crowd ever to watch a sporting event in the state of Colorado, 75,011, the Broncos stop the Pittsburgh Steelers in the first round of playoff action, 34-21.

## 1978

**JANUARY 1** — In a hard-fought game at Mile High Stadium, the Broncos dethrone the Raiders, 20-17, for the AFC championship and a trip to the Super Bowl in New Orleans. **JANUARY 15** — The Broncos fall to the Cowboys, 27-10, in Super Bowl XII. **JANUARY 23** — Lyle Alzado, Randy Gradishar, Tom Jackson, Billy Thompson and Louis Wright represent the Broncos in the Pro Bowl, the largest Denver contingent to date. **MARCH** — Only 143 season tickets are not renewed, a new all-time low. **DECEMBER 3** — The Broncos win by 21-6 score at Oakland, holding the Raiders without a touchdown for the second time in the season to move within one game of AFC West crown. **DECEMBER 10** — Denver downs Kansas City, 24-3, winning its second consecutive division championship, as QB Craig Morton goes 19-for-22 with 16 consecutive completions, both second best all-time NFL marks. **DECEMBER 30** — Denver loses in the playoffs to the eventual Super Bowl-champion Pittsburgh Steelers, 33-10.

## 1979

**JANUARY 29** — The Broncos are represented by an all-time high of seven players in the Pro Bowl—Lyle Alzado, Randy Gradishar, Tom Jackson, Riley Odoms, Bill Thompson, Rick Upchurch and Louis Wright. **MARCH** — Only 161 season tickets are not renewed, virtually assuring the Broncos of their tenth consecutive sellout season. **NOVEMBER 11** — Rick Upchurch becomes the all-time pro football record holder in career punt return yardage. He set the record vs. New England, surpassing the late Emlen Tunnell's total of 2,209 yards. **DECEMBER 17** — Denver clinches a playoff berth for the third consecutive year. **DECEMBER 23** — Denver loses in a Wild Card Game at Houston, 13-7.

## 1980

**JANUARY 27** — The Broncos are represented in the Pro Bowl by Randy Gradishar, Tom Jackson, Rick Upchurch and Louis Wright. **MARCH** — Only 146 season tickets are not renewed for 1980, virtually assuring the club of its 11th consecutive sellout campaign. **OCTOBER 5** — Randy Gradishar returns an interception 93 yards for a touchdown vs. Cleveland, the longest such return in team history and the NFL's longest for 1980 season. **OCTOBER 13** — Fred Steinfort kicks a 57-yard field goal against Washington, tying record for third-longest kick in NFL history.

## 1981

**JANUARY** — Fred Steinfort is named by Pro Football Weekly as that publication's Golden Toe Award winner for the 1980 season, having tied for the league lead with 26 field goals. **FEBRUARY 25** — Edgar F. Kaiser Jr. is introduced as the new owner of the Denver Broncos, having purchased the club from principal owners Gerald H. Phipps and Allan R. Phipps. **MARCH 10** — Grady Alderman is named new General Manager and Dan Reeves is named as the new Head Coach. **MARCH** — The Broncos are sold out for their 12th consecutive season. **SEPTEMBER** — Craig Morton throws four touchdown passes in each of two consecutive games, vs. Baltimore and San Diego, a first in franchise history. Wide receiver Steve Watson ties a team record with three touchdown receptions against the Colts on September 20. **NOVEMBER 22** — Watson catches a touchdown pass at Cincinnati to set a new team record with 13 TD catches in one season. **DECEMBER 20** — Watson gains 82 yards on receptions at Chicago, establishing a new Broncos single season mark with 1,244 reception yards. Morton sets single-season Broncos records for yards gained (3,213), yards passing (3,195) and average gain per play (8.37) while Watson leads the AFC in reception yardage (1,244) and touchdown receptions (13).

## 1982

**JANUARY 31** — The Broncos are represented in the Pro Bowl by Randy Gradishar, Bob Swenson, Bill Thompson and Steve Watson. **MARCH** — Only 49 season ticket accounts are not renewed for 1982, virtually assuring the Broncos of their 13th consecutive sellout season in Mile High Stadium. **SEPTEMBER 21** — The NFL Players Association begins the first regular-season strike in NFL history, resulting in the cancellation of games for eight consecutive weeks. **DECEMBER 3** — Hein Poulus is named Vice President and General Manager of the Broncos. **DECEMBER 19** — Rick Upchurch returns a punt 78 yards for a touchdown against Kansas City to tie the then all-time pro football record of eight career touchdowns on punt returns.

## 1983

**JANUARY 3** — Final NFL statistics show Rick Upchurch as the NFL's punt return leader with a 16.1 average and Luke Prestridge as the league's leading punter with a 45.0 average. **FEBRUARY 6** — The Broncos are represented in the Pro Bowl game by Randy Gradishar, Luke Prestridge and Rick Upchurch. **MARCH 15** — Only 89 season ticket accounts are not renewed for 1983, virtually assuring the Broncos of their 14th consecutive sellout season in Mile High Stadium. **MAY 2** — In the biggest trade in franchise history, Denver acquires quarterback John Elway, the first player taken in the NFL draft, and signs him to a five-year contract. **DECEMBER 11** — Elway throws three fourth-quarter touchdown passes to erase a 19-0 deficit and lead the Broncos to a 21-19 playoff-clinching win over Baltimore. This marks the fourth Broncos appearance in playoff competition. **DECEMBER 24** — Denver loses its Wild Card Playoff Game at Seattle, 31-7.

## 1984

**JANUARY 29** — Randy Gradishar makes his seventh Pro Bowl appearance. Louis Wright also is named to the AFC Pro Bowl team but is unable to play because of a fractured finger. **MARCH** — Only 146 season ticket accounts are not renewed for 1984, virtually assuring the Broncos of their 15th consecutive sellout season in Mile High Stadium. **MARCH 23** — Pat Bowlen is introduced as the new owner of the Denver Broncos, assuming the title of President and Chief Executive Officer. **NOVEMBER 18** — The Broncos beat Minnesota 42-21 for the club's 10th consecutive victory, a team record. John Elway ties a Denver record throwing five touchdown passes in the game. **DECEMBER 15** — Denver wins its 13th game of the season, the most in Broncos history, and captures the AFC West crown with a 31-14 win over Seattle. Sammy Winder finishes the season with 1,153 yards rushing, and Steve Watson gains 1,170 yards receiving — the first time Denver has had 1,000-yard performers in both categories in the same season. **DECEMBER 30** — Pittsburgh defeats Denver 24-17 in a Divisional Playoff Game.

## 1985

**JANUARY 27** — Sammy Winder represents the Broncos in the Pro Bowl. **FEBRUARY 18** — Owner Pat Bowlen names John Beake as General Manager and Dan Reeves as Vice President of the club. **MARCH** — Only 82 season ticket accounts are not renewed for the 1985 season, virtually assuring the Broncos of their 16th consecutive sellout season in Mile High Stadium. **DECEMBER 20** — Denver beats Seattle 27-24 to close out the season at 11-5. The Broncos set season records with total yards (5,496) and total points (380). John Elway, who threw for 432 yards against Seattle, set Denver records for total offense (4,144 yards) and passing yards (3,891) for the season, and Karl Mecklenburg's 13 quarterback sacks also set a new Bronco standard.

## 1986

**FEBRUARY 2** — The Broncos are represented by four players in the Pro Bowl—Rulon Jones, Karl Mecklenburg, Dennis Smith and Louis Wright. **FEBRUARY 26** — Owner Pat Bowlen holds ground breaking ceremonies for 60 luxury Penthouse Suites to be built atop Mile High Stadium's fifth level. **MARCH** — Only 127 season ticket accounts are not renewed for the 1986 season, virtually assuring the Broncos of their 17th consecutive sellout season in Mile High Stadium. **OCTOBER 12** — The Broncos post a 31-14 win over San Diego to equal the best start in team history with 6-0 record. **DECEMBER 13** — Denver, which had clinched AFC Western Division title by virtue of a Seattle win over Los Angeles the previous Monday night, clinches homefield advantage for first playoff game by defeating Washington, 31-30. **DECEMBER 20** — The Broncos conclude regular-season play with their second consecutive 11-5 record. Thirty-five individual and team records are set by the Broncos in 1986. DE Rulon Jones was named the AFC Defensive Player of the Year by UPI, and LB Karl Mecklenburg was named the AFC Player of the Year by the Football News.

## 1987

**JANUARY 4** — The Broncos post a 22-17 playoff win against New England before 76,105, the largest crowd ever to watch a Denver home game. **JANUARY 11** — The Broncos post a thrilling, 23-20 overtime win over the Cleveland Browns to win the AFC championship and earn a trip to Super Bowl XXI. **JANUARY 18** — A crowd of over 63,000 attends a Mile High Stadium rally before the team's departure for Pasadena. **JANUARY 25** — The Broncos lose to the New York Giants by a 39-20 score in Super Bowl XXI, a game watched by 101,063 at the Rose Bowl and played before a national television audience of 127,000,000. In addition, the game was televised live in 53 other nations. **JANUARY 26** — More than 100,000 fans welcome the Broncos home in a parade through downtown Denver. **FEBRUARY 1** — Six Broncos play in the Pro Bowl—Keith Bishop, John Elway, Rulon Jones, Karl Mecklenburg, Dennis Smith and Sammy Winder. **MARCH** — Only 58 season ticket accounts are not renewed for the 1987 season, virtually assuring the Broncos of their 18th consecutive sellout season in Mile High Stadium, the longest sellout streak in the AFC and the second longest in the NFL. **AUGUST 9** — The Broncos lose 28-27 to the Los Angeles Rams in American Bowl '87, a preseason game played in storied Wembley Stadium in London, England. **SEPTEMBER 22** — The NFL Players Association goes on strike, resulting in the cancellation of games for the weekend of Sept. 28. **OCTOBER 4** — Denver loses 40-10 to Houston in the first of three "replacement" games. **NOVEMBER 29** — Denver grabs a 31-17 win over San Diego in the 400th game for both franchises. The contest also marks Dan Reeves' 100th game as the Broncos' head coach. **DECEMBER 27** — The Broncos win their third AFC West title in four years after shutting out San Diego 24-0 in a blizzard. Denver finishes the season with a 10-4-1 record, becoming the only team in the NFL to post eight 10-win seasons since 1977. Quarterback John Elway is named NFL Most Valuable Player by the Associated Press.

## 1988

**JANUARY 10** — The Broncos advance to the AFC Championship Game with a 34-10 victory over Houston before 75,968 in Mile High Stadium. **JANUARY 17** — Denver becomes the first AFC team to win consecutive conference championships since Pittsburgh of 1978-79 by defeating Cleveland 38-33. The game garnered a 91 television share in the Denver area, believed to be an all-time national viewing high. **JANUARY 31** — The Broncos lose to Washington 42-10 in Super Bowl XXII in San Diego at Jack Murphy Stadium. **FEBRUARY 6** — Three players represent Denver in the Pro Bowl—Keith Bishop, John Elway and Karl Mecklenburg. **MARCH** — The Broncos are virtually assured of their 19th consecutive sellout campaign as just 91 season ticket accounts are not renewed for the 1988 campaign. **JUNE 3** — The Broncos acquire future Hall of Fame RB Tony Dorsett from the Dallas Cowboys in exchange for a future draft choice. The 1988 campaign marked Dorsett's 12th in pro football. **SEPTEMBER 26** — RB Tony Dorsett eclipses Jim Brown to become the second-leading rusher in pro football history, trailing only Walter Payton. **DECEMBER 17** — The Broncos close out the season with a 21-10 win over New England and a disappointing 8-8 record, marking the end of Denver's two-year reign as AFC champions. QB John Elway concludes the season with 3,309 yards passing and 234 yards rushing to become the first player in football history to have four consecutive years with more than 3,000 passing yards combined with more than 200 rushing yards. Dorsett finishes the year second to Payton among football's all-time rushing leaders with 12,739 yards.

## 1989

**JANUARY 29** — Punter Mike Horan is the Broncos' lone representative in the AFC-NFC Pro Bowl Game. **APRIL** — The Broncos conclude season ticket renewals and waiting list additions for 1989, virtually assuring the team of its 20th consecutive sellout campaign at Mile High Stadium. **NOVEMBER 26** — The Broncos clinch their third AFC West title in four seasons after a 41-14 victory at home against Seattle. **DECEMBER 16** — Denver wraps up homefield advantage for the AFC Playoffs with 37-0 win at Phoenix.

## 1990

**JANUARY 7** — The Broncos advance to the AFC Championship Game with a come-from-behind 24-23 win over Pittsburgh. **JANUARY 14** — The Broncos become the only AFC team to win three conference titles in the 1980s with a 37-21 victory over Cleveland in the AFC Championship Game. **JANUARY 28** — Denver loses 55-10 to San Francisco in Super Bowl XXIV in the New Orleans Superdome. **FEBRUARY 4** — Three players represent the Broncos in the Pro Bowl—Kicker David Treadwell, nose tackle Greg Kragen and safety Dennis Smith. Linebacker Karl Mecklenburg was selected to start in the game but could not participate because of a knee injury suffered in the Super Bowl. **FEBRUARY 26** — The National Football League announces that the Broncos will face Seattle in an Aug. 4 preseason game in Tokyo, Japan. **MARCH 5** — The Paul D. Bowlen Memorial Broncos Centre opens in southeast Denver, housing all of the team's office and training facilities. **AUGUST 5** — The Broncos defeat the Seattle Seahawks by a score of 10-7 in American Bowl '90 played before a sellout audience in the Tokyo Dome in Tokyo, Japan. The game marks Denver's second appearance in an international game with the club having played the Los Angeles Rams in London in a 1987 American Bowl contest. **NOVEMBER 22** — The Broncos drop a 40-27 game to the Detroit Lions in the Lions' annual



## HISTORICAL HIGHLIGHTS, CONT.

Thanksgiving Day contest, marking Denver's fifth appearance in a Thanksgiving Day game—Four in Detroit and one in Denver (a 46-45 loss to the New York Titans in 1962). **DECEMBER 30** — Running back Bobby Humphrey finishes the season with 1,202 rushing yards, becoming one of just 10 backs to rush for over 1,000 yards in each of their first two NFL seasons. Mike Horan leads the NFL in gross punting average (44.4) and net punting average (38.9). The Broncos also boast the NFL's kickoff return leader in Kevin Clark, who posts a 25.3-yard average.

## 1991

**FEBRUARY 3** — Safeties Steve Atwater and Dennis Smith, along with running back Bobby Humphrey, appear in the AFC-NFC Pro Bowl game in Honolulu, Hawaii. It is the first appearance each for Atwater and Humphrey. **JULY 27** — The Broncos lose 14-3 to Detroit in the Hall of Fame Game played in Canton, Ohio. Former Broncos assistant coach Stan Jones is inducted into the Hall of Fame. **SEPTEMBER 1** — Denver records its biggest opening day win ever with a 45-14 pounding of Cincinnati. **DECEMBER 8** — A 17-7 win at Cleveland clinches a playoff berth for the Broncos. **DECEMBER 22** — Denver closes out the regular season at 12-4 and wins the AFC West title for the fifth time in eight years.

## 1992

**JANUARY 4** — The Broncos overcome a 21-6 deficit to defeat Houston 26-24 in an AFC Divisional Playoff Game. The winning field goal was set up by a drive that began at the Denver 2-yard line. The Broncos converted two fourth-down plays to keep the possession alive. **JANUARY 12** — Despite a sterling effort by Denver's defense, the Broncos fall 10-7 to Buffalo in the AFC Championship Game. The Bills' high-powered offense managed just 213 yards and 12 first downs in the game. **FEBRUARY 2** — Running back Gaston Green, linebacker Karl Mecklenburg, and safeties Steve Atwater and Dennis Smith represent the Broncos in the Pro Bowl. **MARCH** — The Broncos conclude season ticket renewals and waiting list additions for 1992, virtually assuring the franchise of its 23rd consecutive sellout season. Denver is also named a participant in American Bowl '92, to be played in Berlin. **AUGUST 15** — The Broncos lose to the Miami Dolphins, 31-27, in American Bowl '92 in Berlin's Olympic Stadium. **DECEMBER 28** — Denver Broncos President Pat Bowlen announces that the franchise will not renew the contract of Dan Reeves, thus creating a coaching vacancy in Denver for the first time since 1981. Reeves ends his Denver career with a record of 116-78-1.

## 1993

**JANUARY 25** — Wade Phillips is hired as the 10th head coach in Broncos history, signing a three-year contract as head coach after four seasons as the Broncos' defensive coordinator. **MAY** — The Broncos conclude their season ticket sales, guaranteeing the 24th consecutive sellout campaign at Mile High Stadium. **DECEMBER** — Quarterback John Elway is named AFC Most Valuable Player (UPI, Kansas City 101 Club, Football News) after his best pro season in which he led the AFC in passer rating (92.8), attempts (551), completions (348), completion percentage (63.2), touchdowns (25) and yards (4,030).

## 1994

**JANUARY 9** — The Broncos return to the playoffs as a Wild Card team, dropping a 42-24 first round game to the Los Angeles Raiders at the Los Angeles Memorial Coliseum. The Wild Card Playoff Game marks Denver's ninth nationally televised game of the 1993 season, bringing the Broncos' eight-year total (1986-93) to 84 national television dates. **FEBRUARY 6** — The Broncos are represented in the AFC-NFC Pro Bowl game by quarterback John Elway, tight end Shannon Sharpe, linebacker Karl Mecklenburg, and safeties Steve Atwater and Dennis Smith. **MARCH** — The Broncos and Raiders are named to oppose each other in an American Bowl '94 Game in Barcelona. The Broncos thus join San Francisco as the only two teams to have been asked to represent the NFL in London, Tokyo, Berlin, and Barcelona. **MAY** — The Broncos conclude season ticket renewals and waiting list additions for 1994, leading to an anticipated 25th consecutive season of sellouts at Mile High Stadium.

## 1995

**JANUARY 31** — Mike Shanahan is hired as the 11th head coach in Broncos history. Shanahan, a Denver assistant coach from 1984-87 and 1989-91, signed a seven-year contract as head coach after spending the previous three years in San Francisco, where he served as offensive coordinator. **FEBRUARY 5** — The Broncos are represented in the annual AFC-NFC Pro Bowl by safety Steve Atwater, quarterback John Elway and offensive tackle Gary Zimmerman. Tight end Shannon Sharpe was also selected but did not play. **MARCH** — The Broncos are selected to face San Francisco in an American Bowl '95 Game in Tokyo, joining the 49ers and Dallas as the only NFL teams to participate in five American Bowl Games. **MAY** — The Broncos conclude season ticket renewals and waiting list additions for 1995, leading to an anticipated 26th consecutive season of sellouts at Mile High Stadium. **AUGUST 5** — The Broncos defeat San Francisco 24-10 in the American Bowl in Tokyo, Japan. **NOVEMBER 5** — John Elway passes for 256 yards in a 38-6 Broncos home win over Arizona to surpass the 40,000-yard passing plateau, becoming the seventh player in pro football history to accomplish that feat. **NOVEMBER 19** — KOA play-by-play announcer Larry Zimmer calls his 500th Broncos game as a member of the KOA broadcast team as Denver defeats San Diego 30-27. **DECEMBER 10** — Broncos running back/kick returner Glyn Milburn tallies an NFL-record 404 all-purpose yards in a 31-27 loss to Seattle at Mile High Stadium. He surpasses Billy Cannon's previous record of 373 yards set 35 years prior to the day (12/10/61). Milburn racks up 131 rushing yards, 45 receiving yards, 133 yards on kickoff returns and 95 yards on punt returns. **DECEMBER 24** — The Broncos close the season with a 31-28 win at Oakland and establish franchise single-season records in seven different offensive categories: points scored (388), total yards (6,040), average gain per play (5.70), average gain per rush (4.53), touchdown passes (27, tie), passing yards (4,045) and first downs passing (205).

## 1996

**FEBRUARY 4** — Denver is represented in the annual AFC-NFC Pro Bowl in Honolulu by safety Steve Atwater, kicker Jason Elam, running back/kick returner Glyn Milburn, wide receiver Anthony Miller and tight end Shannon Sharpe. Tackle Gary Zimmerman was selected but does not play because of injury. **MAY** — The Broncos conclude season ticket renewals and waiting list additions for 1996, leading to an anticipated 27th consecutive season of sellouts at Mile High Stadium. **OCTOBER 20** — Terrell Davis sets a franchise record with 194 rushing yards in a 45-34 win over the Baltimore Ravens. **DECEMBER 1** — The Broncos win the AFC West and clinch homefield advantage for the playoffs with a 34-7 win over Seattle. The win is also Denver's ninth consecutive, marking the second-longest streak in franchise history. **DECEMBER 15** — John Elway becomes the winningest quarterback in NFL history with a 24-19 defeat of Oakland, the 126th of his career. The win also secures a perfect 8-0 home record for the season for just the second time in franchise history. **DECEMBER 22** — Elway

becomes just the third player in NFL history to pass for more than 45,000 yards in a career. Terrell Davis wins the AFC rushing crown with a then franchise-record 1,538 yards while also posting franchise bests in carries (345), rushing touchdowns (13) and total touchdowns (15). The team ties for the NFL's best record (13-3; ties for best in franchise history) and ranks first in the league in total offense and rushing offense as well as fourth in total defense, including a No. 1 mark against the run. Franchise records are set for points scored (391), highest average gain per rush (4.5; tie with 1995 team), fewest rushing yards allowed (1,331) and fewest rushing first downs allowed (67). **DECEMBER 26** — Terrell Davis is named NFL Offensive Player of the Year by the Associated Press and joins three other Broncos as first-team All-Pro performers—Shannon Sharpe, Alfred Williams and Gary Zimmerman.

## 1997

**JANUARY 4** — Denver hosts its first playoff game since Jan. 4, 1992, as the Jacksonville Jaguars come to Mile High Stadium for an AFC Divisional Playoff contest. **FEBRUARY 2** — Denver is represented in the annual AFC-NFC Pro Bowl in Honolulu by safety Tyrone Braxton, running back Terrell Davis, defensive tackle Michael Dean Perry, linebacker Bill Romanowski, tight end Shannon Sharpe and defensive end Alfred Williams. Safety Steve Atwater, quarterback John Elway and tackle Gary Zimmerman also are selected but do not play in the game because of injury. **FEBRUARY 4** — The Broncos unveil new uniforms featuring the traditional Broncos orange with a navy blue, and a new helmet logo that features a powerful, dynamic Bronco. The helmet is blue with the horse done in white with orange highlights. **MARCH** — The Broncos are selected to face Miami in an American Bowl '97 contest in Mexico City, Mexico. The appearance marks the Broncos' sixth in an American Bowl, tying the club with San Francisco for most in the NFL since American Bowl games began being played in 1985. **MAY** — The Broncos conclude season ticket renewals and waiting list additions for 1997, leading to an anticipated 28th consecutive season of sellouts at Mile High Stadium. **AUGUST 4** — Denver and Miami meet in Mexico City, Mexico, in an American Bowl '97 contest won by the Dolphins, 38-19, at Estadio Guillermo Canedo. **SEPTEMBER 21** — Running back Terrell Davis sets a franchise single-game record by rushing for 215 yards in a 38-20 win over Cincinnati at Mile High Stadium. He is named AFC Offensive Player of the Week en route to an AFC Player of the Month award for September. **OCTOBER 6** — Denver defeats New England 34-13 in a Monday night battle of the league's two remaining unbeaten, representing the furthest into a season that two undefeated teams have met on *Monday Night Football*. Linebacker John Mobley is named AFC Defensive Player of the Week in recognition of his 15-tackle effort that included an interception return for a touchdown. **OCTOBER 26** — The Broncos defeat the Bills 23-20 in overtime at Buffalo's Rich Stadium, a mere 15 hours after arriving in Buffalo due to a severe snowstorm that dumped more than a foot of snow on the Denver area with drifts piled several feet higher in some areas. The Broncos' chartered flight leaves Denver 10 hours late at 8 p.m. (MT) Saturday, Oct. 25, after an ordeal that involves numerous players' vehicles being stranded in snowdrifts trying to reach the team buses at Broncos headquarters. Several players make their way to headquarters by way of snowmobiles after being picked up by citizens. **NOVEMBER 2** — John Elway sets two milestones and earns AFC Offensive Player of the Week honors on this day as the Broncos defeat Seattle 30-27 at Mile High Stadium. With 252 passing yards, Elway moves past Fran Tarkenton into second place all-time in NFL passing yardage, and his 276 total yards make him just the third player in NFL history to top the 50,000-yard plateau. He will later be named NFL Offensive Player of the Month for November. **NOVEMBER 9** — Cornerback Darrien Gordon ties an NFL record by returning two punts for touchdowns in the same quarter, a feat previously accomplished just twice in NFL history. His scoring returns of 82 and 75 yards in the first quarter staked Denver to a 14-0 lead en route to a 34-0 defeat of Carolina. The two touchdown returns in a game also tie Rick Upchurch's franchise record while his 168 punt return yards set a new franchise standard as Gordon wins AFC Special Teams Player of the Week honors. **DECEMBER 21** — Denver closes its regular season with a 38-3 victory over San Diego to secure its second consecutive undefeated regular season at home, becoming only the third NFL team to do so since the schedule expanded to 16 games in 1978. The Broncos set new franchise records by posting nine double-digit victories in one season and scoring more than 30 points in nine different games. **DECEMBER 27** — The Broncos defeat Jacksonville 42-17 in an AFC Wild Card Game at Mile High Stadium to record their first playoff victory since Jan. 4, 1992. In the game, Denver sets club postseason records for rushing yards (310), total yards (511), rushing attempts (49), points in a quarter (21; 4th quarter), total points (42), first downs (28), rushing first downs (18) and third-down efficiency (75%). Terrell Davis rushes for a club postseason record 184 yards and is complemented by Derek Loville's 103 yards rushing, making Denver just the third team in NFL postseason history to post two 100-yard rushers in the same game. Denver's 40:59 possession time and 310 rushing yards both rank as the fifth-highest totals ever in an NFL playoff game. Instrumental in the performance is the offensive line, which, as a unit, is named NFL Offensive Player of the Week. It marks just the second time in NFL history—and first in the postseason—that an Offensive Line is named Player of the Week.

## 1998

**JANUARY 4** — Denver wins a road playoff game for only the second time in franchise history by defeating the Chiefs 14-10 in an AFC Divisional Playoff Game at Kansas City's Arrowhead Stadium. **JANUARY 11** — The Broncos win their fifth AFC Championship — and win on the road for the second consecutive week in the playoffs — by topping the Steelers 24-21 at Pittsburgh's Three Rivers Stadium. The win makes Denver just the fifth Wild Card team to advance to the Super Bowl since the Wild Card format was adopted in 1970. **JANUARY 25** — The Broncos claim their first World Championship with a 31-24 victory over defending champion Green Bay in Super Bowl XXXII at Qualcomm Stadium in San Diego. The Broncos become the first team from the American Football Conference in 14 years to win the Super Bowl and only the second Wild Card team ever to do so. Running back Terrell Davis sets a Super Bowl record with three rushing touchdowns to claim the Pete Rozelle Award as the game's Most Valuable Player. Davis finishes with 157 yards rushing and ties the Super Bowl record for total touchdowns (3) and points scored (18). The game marks the first time in Super Bowl history that each team scores a touchdown on its first possession, and the Broncos become just the fourth team in Super Bowl history to score on each of their first three possessions. **JANUARY 27** — An estimated 650,000 fans gather in downtown Denver for a victory parade and rally to honor the World Champion Denver Broncos. The parade follows a route along 17th street, from Wynkoop to Broadway, and then along Broadway for several blocks before working its way to the steps of the Denver City and County Building, where a rally is held. Broncos owner Pat Bowlen, head coach Mike Shanahan, quarterback John Elway, running back Terrell Davis, Colorado Governor Roy Romer and Denver Mayor Wellington Webb address the sea of Broncos fans who pack the grounds in front of the stage, and Elway and Davis are honored with street signs bearing their names. **FEBRUARY 1** — The Broncos are represented in the annual AFC-NFC Pro Bowl in Honolulu by running back Terrell Davis, center Tom Nalen, tight end Shannon Sharpe and defensive end Neil Smith. Quarterback John Elway also is selected but opts not to play in the game due to injury. **APRIL 22** — Colorado Governor Roy Romer signs into law SB 171, a bill authorizing vot-



## HISTORICAL HIGHLIGHTS, CONT.

ers to decide upon a ballot issue that would appropriate tax money to partially fund a new football stadium in Denver. **MAY** — The Broncos conclude season ticket renewals and waiting list additions for 1998, leading to an anticipated 29th consecutive season of sellouts at Mile High Stadium. **JUNE 5** — Broncos players and coaches receive their Super Bowl rings in a private ceremony at team headquarters. **JUNE 16** — The Denver Broncos travel to Washington, D.C., for a special ceremony in which they are honored by President Bill Clinton at the White House for their victory in Super Bowl XXXII. Terrell Davis delivers to the President a Broncos jersey number "1" with "Clinton" on the back. **SEPTEMBER 21** — The Denver Broncos and San Diego Chargers are selected to play the first NFL game in Australia, an American Bowl '99 contest on Sunday, Aug. 8, at Stadium Australia at Homebush Bay in Sydney. **OCTOBER 25** — Broncos kicker Jason Elam ties a 28-year old NFL record by making a 63-yard field-goal attempt vs. Jacksonville at Mile High Stadium. The record-tying kick comes in the final seconds of the first half in a game won by the Broncos, 37-24. **NOVEMBER 3** — Denver-area voters approve a ballot issue to appropriate tax money to partially fund a new football stadium in Denver. The Broncos would begin play in the new stadium at the beginning of the 2001 season. **NOVEMBER 22** — Broncos quarterback John Elway becomes just the second player in NFL history to compile 50,000 yards passing during a career, joining Miami's Dan Marino. Elway reaches the plateau on a 5-yard completion to wide receiver Willie Green in the first quarter of a 40-14 win over Oakland at Mile High Stadium. **NOVEMBER 29** — The Broncos clinch the AFC West division title for the ninth time in franchise history with a 31-16 win at San Diego. **DECEMBER 6** — The Broncos tie an NFL record by winning their 18th game in a row (regular and postseason combined) with a 35-31 comeback defeat of Kansas City at Mile High Stadium. The only other teams to date to win 18 consecutive games are Chicago (1933-34 and 1941-42), Miami (1972-73) and San Francisco (1989-90). The win also gave the Broncos a 13-0 record to begin the season, tied for second-best in NFL history. The 1972 Miami Dolphins went undefeated through a 14-game schedule, while the 1934 Chicago Bears started 13-0. **DECEMBER 27** — The Broncos close the regular season with a 14-2 record, best in franchise history, by virtue of a 28-21 win over Seattle. It marks the third consecutive season in which the club went undefeated at home as it joins just three other teams in NFL history to accomplish the feat and becomes the first to do so since the 16-game schedule was instituted in 1978. In the game, Terrell Davis rushes for 178 yards to finish with 2,008 for the season and 6,413 for his career, overtaking Floyd Little (6,323) as the club's all-time leading rusher. He becomes just the fourth player in NFL history to rush for more than 2,000 yards in a season, joining Eric Dickerson (2,105 in 1984), Barry Sanders (2,053 in 1997) and O.J. Simpson (2,003 in 1973), and also sets Broncos single-season records for rushing attempts (392), rushing touchdowns (21), touchdowns (23), points scored (138), total yards from scrimmage (2,225) and 100-yard games (11). Davis is named NFL Most Valuable Player by the Associated Press and is a unanimous All-NFL selection along with tight end Shannon Sharpe. The Broncos set franchise single-season records for rushing touchdowns (26), passing touchdowns (32), total touchdowns (62), points scored (501), first downs (347), rushing yards (2,468), total yards (6,092), highest average gain per play (5.9), PATs made (58) and attempted (59) and punting average (46.2).

## 1999

**JANUARY 9** — Denver defeats Miami 38-3 in an AFC Divisional Playoff Game at Mile High Stadium to win its fifth consecutive postseason contest. It is Denver's largest winning margin in the postseason, and the team sets postseason defensive records for rushing yards (14), rushing average (1.1) and points (3) allowed. Terrell Davis' 199 rushing yards represent the fourth-highest single-game total in NFL postseason history. **JANUARY 17** — Denver defeats the New York Jets 23-10 in the AFC Championship Game at Mile High Stadium to reserve its sixth Super Bowl trip, an AFC record. The Broncos erase a 10-0 third-quarter deficit by scoring 20 points in the period to win going away. **JANUARY 31** — Denver defeats Atlanta 34-19 in Super Bowl XXXIII at Pro Player Stadium in Miami, Fla., to claim its second consecutive World Championship. Denver becomes just the sixth franchise in league history to win back-to-back Super Bowls, joining Green Bay (Super Bowls I and II), Miami (VII and VIII), Pittsburgh (IX and X; XIII and XIV), San Francisco (XXIII and XXIV) and Dallas (XXVII and XXVIII). John Elway is named Most Valuable Player of Super Bowl XXXIII, passing for 336 yards and a touchdown, and rushing for another score. Terrell Davis (102 yds.) sets an NFL record by rushing for 100 yards in his seventh consecutive postseason contest, and fullback Howard Griffith rushes for two touchdowns. Rod Smith's 80-yard touchdown reception from Elway stands as the second-longest play from scrimmage in Super Bowl history and defensive tackle Mike Lodish sets an NFL record by playing in his sixth Super Bowl (4 with Buffalo, 2 with Denver). Cornerback Darrien Gordon's 108 yards on two interception returns establish a Super Bowl record and also make him the Super Bowl career leader for interception-return yards. **FEBRUARY 1** — The Broncos return to Denver from Miami and are greeted by an estimated 375,000 fans lining a parade route that takes the team through downtown, along Broadway, to a rally at Civic Center Park. From the steps of the Denver City and County Building, Broncos players and coaches thank the fans for their support and share the victory with them. Broncos owner Pat Bowlen, head coach Mike Shanahan, quarterback John Elway, running back Terrell Davis, Colorado Governor Bill Owens and Denver Mayor Wellington Webb address the crowd. **FEBRUARY 7** — The Broncos are represented in the annual AFC-NFC Pro Bowl in Honolulu by a franchise-record 10 players—safety Steve Atwater, running back Terrell Davis, kicker Jason Elam, quarterback John Elway, tackle Tony Jones, wide receiver Ed McCaffrey, center Tom Nalen, linebacker Bill Romanowski, guard Mark Schlereth and tight end Shannon Sharpe. Davis and Sharpe are unable to play in the game due to injury. **APRIL 10** — Chinese Premier Zhu Rongji visits the Paul D. Bowlen Memorial Broncos Centre as part of a nine-day U.S. tour to promote trade with China. The Premier requested the visit as one of the highlights of his trip, and said, "It is a pleasure to visit the home of the Broncos. They are the champions of American football." **MAY** — The Broncos conclude season ticket renewals and waiting list additions for 1999, leading to an anticipated 30th consecutive season of sellouts at Mile High Stadium. **MAY 2** — John Elway announces his retirement in a press conference at the Inverness Hotel and Golf Club in Englewood. **JUNE 6** — Broncos players, coaches and staff receive their Super Bowl rings in a private ceremony followed by a party at the Broadmoor in Colorado Springs, Colo. **AUGUST 7** — Denver defeats San Diego 20-17 in American Bowl '99 at Stadium Australia, in Sydney, Australia, site of the 2000 Summer Olympics. It is the first NFL game played on the Australian continent. **SEPTEMBER 13** — John Elway is inducted into the Denver Broncos Ring of Fame in a ceremony held at halftime of Denver's season-opening Monday night game vs. Miami. He is the 16th inductee into the prestigious group — the first since 1993 (Louis Wright) — and the first for whom the traditional five-year waiting period is waived. Elway's familiar No. 7 is also retired on this night, assuring that the number he wore for 16 brilliant seasons will never be worn again by a Bronco. **SEPTEMBER 26** — Broncos tight end Shannon Sharpe becomes the leading receiver in franchise history, catching five passes for 39 yards against Tampa Bay at Raymond James Stadium to surpass the previous standards held by Lionel Taylor (543-6,872). Sharpe finishes the day at 547 receptions and 6,897 yards. **OCTOBER 3** — Kicker Jason Elam becomes the Broncos'

all-time leading scorer, surpassing Jim Turner (742 points) in Denver's game vs. the New York Jets at Mile High Stadium. Elam's seven points (2 field goals, 1 PAT) raise his career total to 748 points. **OCTOBER 17** — Denver has two players post 100 or more receiving yards in the same game for the first time in franchise history as Byron Chamberlain (123 yards) and Ed McCaffrey (116) both top the century mark in Denver's 31-10 defeat of Green at Mile High Stadium. **DECEMBER 19** — Denver linebacker Glenn Cadrez returns a fumble 37 yards for a touchdown in overtime to lift the Broncos over the Seattle Seahawks, 36-30. It is just the second overtime game in NFL history to be decided by a fumble return for a touchdown. In the contest, Jason Elam became the franchise's all-time leader in successful PATs and attempted field goals, passing Jim Turner in both categories.

## 2000

**JANUARY 2** — Running back Olandis Gary sets franchise rookie rushing record by finishing the 1999 season with 1,159 yards on 276 carries. Also, wide receiver Rod Smith tops the 1,000-yard receiving mark for the third consecutive season—a franchise record—and rookie return man Chris Watson sets a franchise single-season record for kickoff returns (48) in Denver's season-finale vs. San Diego at Mile High Stadium. **FEBRUARY 6** — The Broncos are represented at the annual AFC-NFC Pro Bowl in Honolulu by center Tom Nalen, defensive tackle Trevor Pryce and fullback/special teams player Detron Smith. **MAY** — The Broncos conclude season ticket renewals and waiting list additions for 2000, leading to an anticipated 31st consecutive season of sellouts at Mile High Stadium. **SEPTEMBER 10** — The Broncos begin their final season of play at Mile High Stadium with a 42-14 win over Atlanta before a crowd of 75,466 in the home opener. **SEPTEMBER 17** — Broncos rookie running back Mike Anderson becomes just the ninth player in NFL history to rush for more than 100 yards in each of his first two NFL games, picking up 187 in a win at Oakland. He had 131 the previous week vs. Atlanta. **NOVEMBER 13** — Denver defeats Oakland 27-24 in the final *Monday Night Football* game at Mile High Stadium on a 41-yard field goal by Jason Elam as time expired. Overall, the Broncos were 16-6 in the 22 Monday night games played at Mile High from 1973-2000. **NOVEMBER 19** — The Broncos improve to 7-4 with the second-largest fourth-quarter comeback in franchise history, overcoming a 34-17 deficit to beat the San Diego Chargers 38-37. Quarterback Gus Frerotte, replacing the injured Brian Griese, broke Frank Tripucka's 38-year-old franchise passing record (447) with 462 passing yards and tied the team record with five touchdown passes. **DECEMBER 3** — Mike Anderson rushes for 251 yards in a 38-23 win at New Orleans to set an all-time NFL rookie rushing record for a single game. He also broke the franchise single-game rushing mark by posting the fourth best rushing day by any player in NFL history, and set a Broncos record with four touchdowns in the game. Jason Elam also set an NFL record, converting his 304th consecutive point-after attempt, breaking Norm Johnson's previous record of 303. **DECEMBER 23** — The Broncos play their final game ever at Mile High Stadium, defeating San Francisco 38-9 before the second-largest crowd in the stadium's history, 76,098. It was the largest crowd ever for a Broncos regular season game, and those in attendance were treated to an outstanding performance from the home team on this historic day. The Broncos set franchise single-season records for passing yards (4,243) and total yards (6,554) with the latter figure ranking fifth in NFL history. Ed McCaffrey and Rod Smith each hit the 100-catch mark for the season—becoming just the second pair of teammates to do so in the same season in NFL history—with McCaffrey (101) breaking Lionel Taylor's 39-year old franchise record (100) while Smith ties it. Smith shatters the club record with 1,602 receiving yards for the season. Running back Mike Anderson sets franchise rookie rushing records with 1,487 yards and 15 touchdowns for the season.

## 2001

**FEBRUARY 4** — The Broncos are represented at the annual AFC-NFC Pro Bowl in Honolulu by quarterback Brian Griese, center Tom Nalen, defensive tackle Trevor Pryce and wide receiver Rod Smith. Griese and Nalen are unable to play because of injuries. **MAY** — The Broncos conclude season ticket renewals and waiting list additions for 2001, leading to an anticipated 32nd consecutive season of home sellouts, in their first season at INVESCO Field at Mile High. **AUGUST 25** — The Broncos play their first preseason game at INVESCO Field at Mile High vs. the New Orleans Saints, winning 31-24. **SEPTEMBER 10** — The Broncos officially christen INVESCO Field at Mile High with a season-opening 31-20 win over the New York Giants on *Monday Night Football*. The game is marred only by the broken left leg suffered by wide receiver Ed McCaffrey and further put out of the spotlight the next morning by the terrorist attacks on the United States. **SEPTEMBER 23** — Wide receiver Rod Smith sets a team record with 14 receptions in a 38-17 win at Arizona. **OCTOBER 7** — Cornerback Deltha O'Neal ties an NFL record by becoming the 18th player in league history (19th time) to intercept four passes in one game in Denver's 20-6 defeat of Kansas City at INVESCO Field at Mile High. He joins former Broncos Austin "Goose" Gonsoulin (1960) and Willie Brown (1964) on that list. **NOVEMBER 5** — Kicker Jason Elam becomes one of just 30 players in NFL history to score 1,000 career points, converting four field goals in a 38-28 loss at Oakland on *Monday Night Football*. His second field goal also accounts for the 20,000th point scored in the history of *Monday Night Football*. **NOVEMBER 22** — The Broncos defeat the Dallas Cowboys 26-24 at Texas Stadium on Thanksgiving Day, marking the club's first Thanksgiving Day appearance since 1990.

## 2002

**JANUARY 28** — Ted Sundquist is promoted to general manager after six years as director of college scouting. **FEBRUARY 4** — The Broncos are represented in the annual AFC-NFC Pro Bowl in Honolulu by tight end Dwayne Carswell, kicker Jason Elam, linebacker/special teams player Ian Gold, cornerback Deltha O'Neal, defensive tackle Trevor Pryce, wide receiver Rod Smith and linebacker Al Wilson. Pryce and Smith are unable to play because of injuries. **MAY** — The Broncos conclude season ticket renewals and waiting list additions for 2002, leading to an anticipated 33rd consecutive season of home sellouts. **OCTOBER 20** — Tight end Shannon Sharpe sets an NFL record for a tight end and a franchise receiving record with 214 receiving yards on 13 receptions, including two touchdowns, in Denver's 37-34 come-from-behind overtime win at Kansas City. **DECEMBER 15** — Rookie running back Clinton Portis ties a Broncos record by becoming just the second player in franchise history to score four touchdowns in a game. He scores three times by rush and once receiving in Denver's 31-24 win over Kansas City at INVESCO Field at Mile High. **DECEMBER 29** — Running back Clinton Portis closes his rookie season with a 228-yard rushing effort in a win vs. Arizona at INVESCO Field at Mile High to finish the season with a franchise rookie-record 1,508 rushing yards, the fifth-best rushing season by a rookie in NFL history. His 228 rushing yards tie for the best effort in the NFL in 2002 and tie for the fourth-most by a rookie in a single game in NFL history. Additionally, Portis' two touchdowns on the day give him 17 for the season (15 rushing, 2 receiving), tied for third-most by a rookie in NFL history. For the season, he also posts the second-best yards-per-carry average (5.52) for a rookie in league history.

## 2003

**JANUARY 7** — Running back Clinton Portis is named NFL Offensive Rookie of the Year by the Associated Press. He is the third Bronco to be named either offensive or defensive Rookie of the Year, joining running back Mike Anderson (2000) and linebacker Mike Croel (1991). **JANUARY 20** — Larry Coyer is promoted from linebackers coach to defensive coordinator. **FEBRUARY 2** — The Broncos are represented in the annual AFC-NFC Pro Bowl in Honolulu by defensive

## HISTORICAL HIGHLIGHTS, CONT.

end Trevor Pryce and linebacker Al Wilson. **MARCH 17** — The Broncos announce that the club will hold training camp in 2003 at its permanent facility in Dove Valley in suburban Denver after 21 years at the University of Northern Colorado in Greeley. **APRIL 18** — Construction begins at the Broncos' Dove Valley training complex on a third outdoor practice field, to feature a FieldTurf™ artificial surface. **MAY** — The Broncos conclude season ticket renewals and waiting list additions for 2003, leading to an anticipated 34th consecutive season of home sellouts. **JUNE 10** — Crews begin to install FieldTurf™ surface on new third practice field, initiating a two-week installation process. **JULY 24** — The Broncos open training camp at the Paul D. Bowlen Memorial Broncos Centre, the first training camp to be held at the team's permanent training facility in suburban Denver. **NOVEMBER 16** — Wide receiver Rod Smith returns a punt 65 yards for a touchdown vs. San Diego. Coupled with Deltha O'Neal's 57-yard punt return for a score in the Broncos previous game vs. New England (Nov. 3), the Broncos become the first team in NFL history to have a different player return a punt for a touchdown in back-to-back games. **DECEMBER 14** — Jason Elam scores his 1,300th career point, reaching that milestone in fewer games than any player in NFL history (170). **DECEMBER 21** — The Broncos defeat Indianapolis 31-17 at the RCA Dome in an ESPN-televised Sunday night game to clinch the organization's first playoff berth since the 2000 season. In the game, Rod Smith passes Terrell Davis (8,887 yards) for the most career total yards from scrimmage by a Bronco, and Shannon Sharpe passes Henry Ellard (814) for ninth place on the all-time NFL receptions list.

## 2004

**JANUARY 31** — John Elway is elected to the Pro Football Hall of Fame in his first year of eligibility, becoming the first Bronco in the Hall to have played his entire career with the team. Elway joins Bob Brown, Carl Eller and Barry Sanders in the Hall of Fame's Class of 2004 with enshrinement scheduled for Aug. 8. **FEBRUARY 8** — The Broncos are represented in the annual AFC-NFC Pro Bowl in Honolulu by center Tom Nalen, running back Clinton Portis and linebacker Al Wilson. **MID-FEBRUARY** — Construction begins on a \$4 million renovation and expansion project to upgrade the team's headquarters, the Paul D. Bowlen Memorial Broncos Centre, in suburban Denver. Included in the project is a new strength and conditioning center that houses the team's weight room, an indoor conditioning area and a new home for the field-maintenance department. The new weight room is approximately 9,000 square feet in size, nearly three times the size of the previous weight room. Also included in the renovation project is an expanded training room and a cafeteria that seats approximately 120. **MAY** — The Broncos conclude season ticket renewals and waiting list additions for 2004, leading to an anticipated 35th consecutive season of home sellouts. **JULY** — The \$4 million renovation and expansion of the team's permanent training facility is completed in time for the opening of training camp. **SEPTEMBER 24** — Mike Shanahan becomes one of an elite group of coaches to post 100 total wins in their first 10 seasons with one club with Denver's 23-13 triumph over San Diego. **OCTOBER 10** — Reuben Droughns' 193 rushing yards against Carolina mark the most by a Broncos player in his first start at running back and the ninth-highest regular-season game total in franchise history (10th most in any game). **NOVEMBER 7** — After a three-catch, 29-yard, one-touchdown performance against Houston, wide receiver Rod Smith passes Shannon Sharpe to become the franchise leader in receptions and touchdown receptions passing Sharpe's totals of 675 and 55, respectively. **DECEMBER 5** — Kicker Jason Elam, in his 184th outing, against San Diego becomes the fastest NFL player to eclipse the 1,400-point plateau, reaching the milestone faster than Nick Lowery's mark of 203 contests. **DECEMBER 25** — On Christmas night, the Broncos defeat the Tennessee Titans 37-16 in Nashville, earning Shanahan his 100th regular-season win as Broncos head coach.

## 2005

**JANUARY 2** — Quarterback Jake Plummer brings his final season passing yards total to a franchise-record 4,089 yards in the regular-season finale against Indianapolis. In the same game, he ties John Elway's franchise record with 27 touchdown passes in a single season. Linebacker D.J. Williams becomes the first rookie in franchise history to lead the team in tackles with 114. The Broncos' offense yields a franchise-low 15.0 sacks, marking the third-fewest in the NFL for the year. The team earns its second consecutive trip to the postseason. **FEBRUARY 13** — Newcomers John Lynch and Champ Bailey both play in the Pro Bowl. **MARCH** — The renovation of the locker room at the team's headquarters, the Paul D. Bowlen Memorial Broncos Centre, is complete. **MAY** — The Broncos conclude season ticket renewals and waiting list additions for 2005, leading to an anticipated 36th consecutive season of home sellouts. **SEPTEMBER 26** — Wide receiver Rod Smith becomes the first undrafted player in NFL history to reach 10,000 career receiving yards with a 19-yard catch from Jake Plummer in the third quarter of a home *Monday Night Football* game against the Chiefs. **OCTOBER 16** — The Broncos tie an NFL record by not committing a turnover for the fourth consecutive game during their victory against New England. **NOVEMBER 24** — Jake Plummer's streak of consecutive passes without an interception ends at 229 attempts with a second-quarter interception at Dallas in the Broncos' 24-21 overtime win against the Cowboys on Thanksgiving Day. Plummer's 229 attempts without an interception lasted eight complete games and 34 quarters and was the fourth-longest in the NFL since 1996. **DECEMBER 11** — Mike Shanahan becomes the Broncos' all-time leader in career victories, collecting his 118th career win with Denver's 12-10 win against Baltimore at INVESCO Field at Mile High. Champ Bailey records an interception for the fifth consecutive game, setting a franchise record. **DECEMBER 17** — With a win at Buffalo, the Broncos clinch a playoff berth for the third consecutive season, tying for the longest streak of consecutive postseason appearances in franchise history. **DECEMBER 24** — The Broncos defeat the Oakland Raiders 22-3 on Dec. 24 at INVESCO Field at Mile High to post a perfect home record (8-0) for the fifth time in team history. The win also clinched the club's 10th division title and first since the 1998 season as well as the No. 2 seed in the AFC Playoffs. **DECEMBER 31** — Denver concludes the regular season with a 23-7 win at San Diego, putting the team's record at 13-3 to tie for the second-most wins in a season in franchise history. The Broncos finish the year with their second consecutive No. 5 NFL ranking in overall offense (360.4 ypg.) and post the second-highest rushing total (2,539 yds.) in club annals. Denver's run defense ranks second in the NFL (85.2 ypg.) and records the third-best single-season mark in team history. The Broncos finish the year ranked second in the NFL with a +20 turnover ratio and set a franchise record with a league-low 16 giveaways. Wide receiver Rod Smith totals his eighth 1,000-yard receiving season (1,105 yds.). The Broncos become only the third team in NFL history to have two 900-yard rushers (Mike Anderson, Tatum Bell), a 1,000-yard receiver (Rod Smith) and a 3,000-yard passer (Jake Plummer) in the same season.

## 2006

**JANUARY 14** — The Broncos defeat the Patriots 27-13 in an AFC Divisional Playoff Game to mark the club's first postseason victory at INVESCO Field at Mile High and propel the team to the AFC Championship Game. The win, which was Denver's first in the postseason since defeating Atlanta to capture Super Bowl XXXIII on Jan. 31, 1999, ended the Patriots' NFL-record 10-game postseason winning streak and halted the title hopes of the two-time defending Super Bowl champions. Kicker Jason Elam becomes Denver's all-time postseason leader in points and field goals against the Patriots. In

addition, the win gave Head Coach Mike Shanahan more postseason victories (8) than any coach in Broncos history. **JANUARY 22** — The Broncos host the Steelers in the AFC Championship Game at INVESCO Field at Mile High but lose 34-17, marking the club's first home loss in a conference championship game (4-1). **FEBRUARY 12** — Cornerback Champ Bailey, safety John Lynch, wide receiver Rod Smith and linebacker Al Wilson play in the Pro Bowl. Quarterback Jake Plummer was selected to play in the all-star game as an alternate but was unable to participate due to an injury. **FEBRUARY 22** — The Broncos extended the contract of General Manager Ted Sundquist through the 2008 season with an option for the 2009 campaign. **APRIL 29** — On the first day of the 2006 NFL Draft, the Broncos acquire the 11th overall pick from St. Louis (in exchange for the 15th overall pick and a 2006 third-round choice) and select highly touted Vanderbilt quarterback Jay Cutler. **MAY** — The Broncos conclude season ticket renewals and waiting list additions for 2006, leading to an anticipated 37th consecutive season of home sellouts. **SEPTEMBER 10** — In the Broncos' season opener at St. Louis, wide receiver Rod Smith becomes the 15th player in NFL history to record 800 career receptions. **OCTOBER 9** — Head Coach Mike Shanahan coaches his 200th career regular season game against Baltimore on *Monday Night Football* as the Broncos defeat the Ravens 13-3. Shanahan's 125 wins through his first 200 games tie for the third most by a coach in the Super Bowl era (since 1966). **OCTOBER 22** — By allowing only one touchdown in its 17-7 win at Cleveland, Denver becomes the first team since the 1934 Detroit Lions to allow two or fewer touchdowns through its first six games of a season. **NOVEMBER 5** — The Broncos play their 700th all-time regular season game at Pittsburgh and defeat the Steelers 31-20. **NOVEMBER 23** — The Broncos visit the Chiefs on Thanksgiving Night in the first-ever game broadcast live by NFL Network but suffer a 19-10 loss to Kansas City. **NOVEMBER 27** — Rookie Jay Cutler is named the Broncos' starting quarterback by Head Coach Mike Shanahan at a Monday press conference, replacing Jake Plummer. **DECEMBER 3** — Jay Cutler makes the first start of his career in a *Sunday Night Football* game against Seattle at INVESCO Field at Mile High. He completes 10-of-21 passes for 143 yards with two touchdowns and two interceptions as Denver loses to the Seahawks, 23-20. **DECEMBER 24** — With two touchdown passes against Cincinnati, Jay Cutler becomes the first rookie in NFL history to throw multiple touchdown passes in each of his first four games. **DECEMBER 31** — Denver concludes the regular season with a 26-23 overtime loss at home to San Francisco, ending the club's three-year streak of advancing to the playoffs. The Broncos finish the year with a 9-7 record, marking their fifth consecutive year with a winning record to tie for the longest such streak in franchise history. Cornerback Champ Bailey ties for the NFL lead with 10 interceptions, the second-highest total in franchise history, and leads the league with 11 takeaways as he finishes second in voting for NFL Defensive Player of the Year (Associated Press). Quarterback Jay Cutler posts the second-highest touchdown percentage (6.6) among NFL rookies since 1970 (min. 125 attempts). Running back Tatum Bell records the first 1,000-yard rushing season of his career with 1,025 rushing yards while running back Mike Bell posts the fourth-highest rushing total (677) by any undrafted rookie in the NFL since 1967. Kicker Jason Elam sets a franchise single-season record for field-goal accuracy (93.1%) by connecting on 27-of-29 attempts. Denver sets a franchise record for a 16-game season by committing only 67 penalties for a club all-time low of 478 yards.

## 2007

**JANUARY 1** — Cornerback Darrent Williams, a 2005 second-round draft choice by the Broncos, dies at age 24. The entire football team travels by charter flight to Fort Worth, Texas, to attend his funeral on January 6. **FEBRUARY 10** — Cornerback Champ Bailey and safety John Lynch play in the Pro Bowl while linebacker Al Wilson, selected to the all-star game, does not play because of a thumb injury. **FEBRUARY 24** — Running back Damien Nash, a second-year player who completed his first season with the Broncos in 2006, dies at age 24. A large contingent of his teammates attends his funeral in St. Louis on March 5. **APRIL 10** — Broncos President and CEO Pat Bowlen is inducted into the Colorado Sports Hall of Fame. **APRIL 12** — Broncos safety John Lynch is named winner of the National Football League Players Association's Byron "Whizzer" White Award. **MAY** — The Broncos conclude season ticket renewals and waiting list additions for 2007, leading to an anticipated 38th consecutive season of home sellouts. **SEPTEMBER 23** — Terrell Davis is inducted into the Denver Broncos Ring of Fame in a ceremony held at halftime of Denver's game against Jacksonville. He is the 21st inductee into the prestigious group. **NOVEMBER 19** — In front of a national television audience on *Monday Night Football*, the Broncos score four touchdowns of at least 40 yards (2 pass, 1 rush, 1 punt return) in the same game for the first time in club history en route to defeating Tennessee 34-20. **DECEMBER 31** — The Broncos conclude their 2007 season with a 7-9 record following their 22-19 overtime victory at home against Minnesota. Denver's 7-9 record ended its club-record tying seven-year streak of posting at least a .500 winning percentage. Kicker Jason Elam's 30-yard field goal in overtime proves to be the game winner, making him the NFL's first kicker since the 1970 NFL merger to convert four game-winning walk-off field goals in the same year. Wide receiver Brandon Marshall totals his third 10-catch game (114 yds., 1 TD) in the last four weeks and finishes the year with the third-most receptions (102) by a second-year player in NFL history while posting the second and third-best respective single-season outputs for catches and receiving yards (1,325) by a Bronco in club annals. Selvin Young becomes the first undrafted player ever to lead Denver in rushing, posting the third-most rushing yards (729) by an undrafted rookie in NFL history.

## 2008

**JANUARY 11** — Joe Ellis is promoted to Chief Operating Officer for the Broncos. Ellis spent the last 10 seasons as the Broncos' Executive Vice President of Business Operations. **FEBRUARY 2** — Tackle Gary Zimmerman is elected to the Pro Football Hall of Fame and joins John Elway as the second player who spent a primary portion of his career with the Broncos to be honored by the Hall. Zimmerman is joined in his class by Fred Dean, Darrell Green, Art Monk, Emmitt Thomas and Andre Tippett with enshrinement ceremonies scheduled for Aug. 2. **FEBRUARY 10** — Cornerback Champ Bailey and safety John Lynch both start in the Pro Bowl with both players making their fourth consecutive all-star appearances. Bailey's eight career Pro Bowl selections tie for the second most by a cornerback in NFL history while Lynch's nine career all-star selections rank second among safeties in league annals. **FEBRUARY 15** — Wide receiver Rod Smith, the Broncos' all-time leading receiver who spent the entire 2007 campaign on the physically unable to perform list due to a hip injury, is placed on the reserve/retired list. **FEBRUARY 19** — Bob Howsam, the founding owner of the Broncos who brought professional football to Denver, passes away. He helped form the American Football League in 1959 and also spearheaded the construction of Bears Stadium, which was later expanded to become Mile High Stadium. **MAY 6** — Jim Goodman is promoted to Vice President of Football Operations/Player Personnel for the Broncos. Goodman spent the last 10 seasons working in the club's personnel department. **MAY** — The Broncos conclude season ticket renewals and waiting list additions for 2008, leading to an anticipated 39th consecutive season of home sellouts.



## ALL-TIME LOGOS



1960-61



1962-67



1968-96



1997-Pres.

## ALL-TIME HELMETS



1960-61



1962-66



1967



1968-1996



1997-Pres.

## ALL-TIME UNIFORMS



1960-61



1962-64



1965-66



1967



1968-96



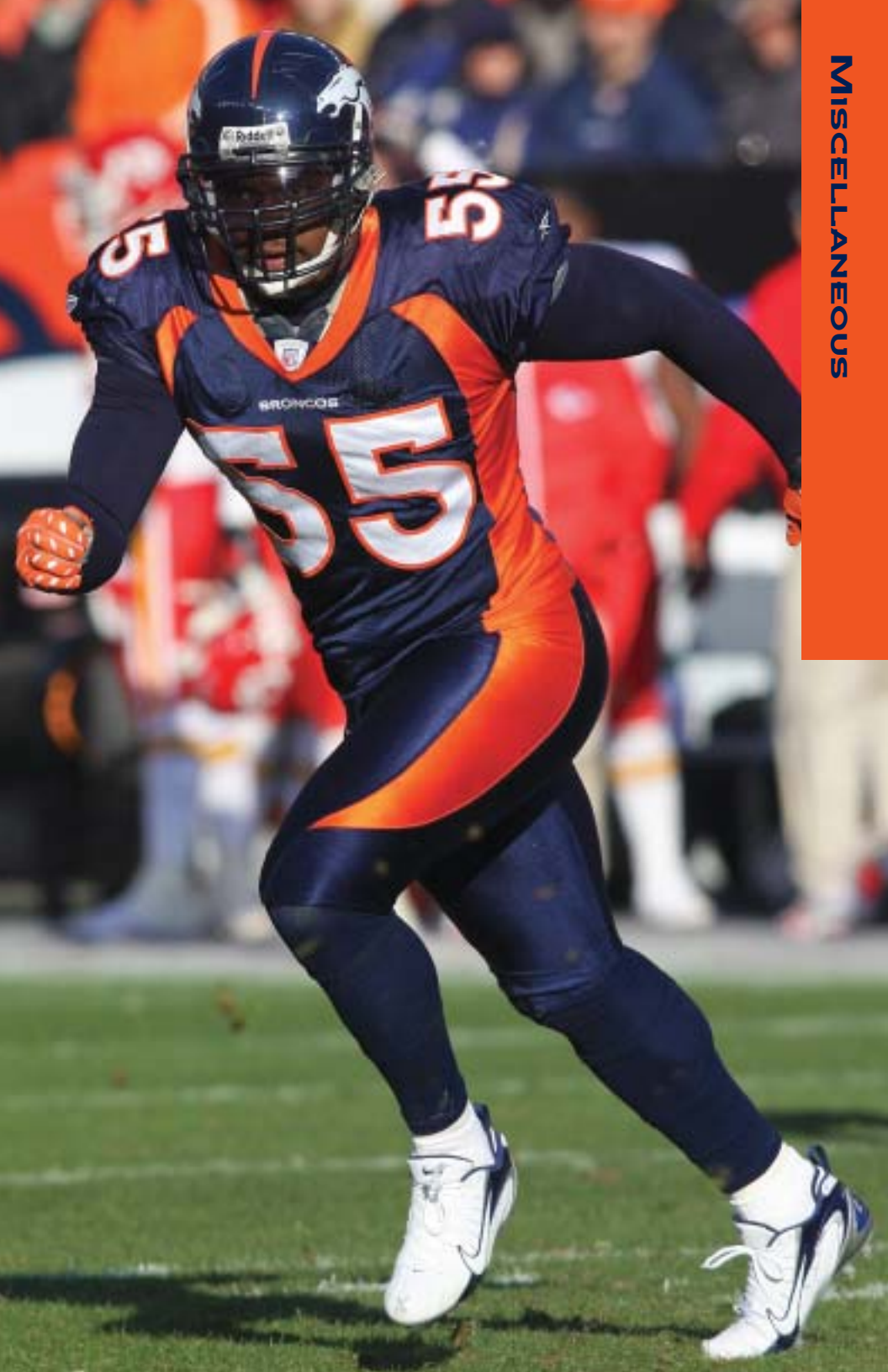
1997-Pres. (Home)



1997-Pres. (Away)

*Note: Uniforms worn from 1968-96 had minor sock and jersey design variations in several seasons from the one displayed, which reflects the exact uniform worn in the late 1980s.*





## THE DENVER BRONCOS' PLEDGE TO COMMUNITY DEVELOPMENT

The Denver Broncos strive to improve the lives of Coloradoans through youth programs, hunger and homelessness relief efforts, and health initiatives.

### YOUTH PROGRAMS

#### DENVER BRONCOS BOYS AND GIRLS CLUB

The Denver Broncos Boys and Girls Club was established in August of 2003 with a \$1.2 million investment over a minimum of five years. Currently, the Club's membership has swelled to capacity with more than 1,500 members and an average nightly attendance of more than 200 children. On May 29, 2008, the Darrent Williams Memorial Teen Center was opened (shown above) to serve as a much-needed expansion of the existing Club. The celebration included Darrent's mother, Rosalind Williams, Broncos Head Coach Mike Shanahan, Denver Mayor John Hickenlooper and several of Williams' former teammates. Transcending the mere monetary contribution, the Broncos have committed to integrating community programs and player visits to the Club's operations, truly building upon a legacy of investment. An additional facet of that commitment is to continually develop and sustain programming that reaches members of all eight Boys and Girls Clubs of metro Denver.



#### YOUTH FOOTBALL

The Denver Broncos are committed to promoting and supporting youth football throughout Colorado. In this spirit, the Broncos work with the NFL and USA Football to host a statewide youth football forum and coaching clinic hosted at INVESCO Field at Mile High each May that will provide numerous resources for youth football programs throughout the state. NFL programs such as Junior Player Development, High School Player Development and the Broncos' NFL 7-on-7 team competition continue to grow as they have proven their effectiveness in successfully engaging youth players. In addition, the Broncos hosted the fifth annual Broncos Bowl in August of 2008. Held at INVESCO Field at Mile High, Broncos Bowl is a preseason celebration of youth football that kicks off the youth seasons with an invitation to teams from across the state to scrimmage one another in a Broncos gameday atmosphere. The Broncos also have established a yearly grant awarded to a grassroots field development or refurbishment available to Colorado communities striving to improve the conditions and opportunities for youth football and its players.



#### DARRENT WILLIAMS MEMORIAL GRANT

In January of 2007, the Denver Broncos established the Darrent Williams Memorial Grant to be awarded in the amount of \$50,000 each January to a deserving agency in the Denver community that provides positive alternatives to youth—Youth being one of three core initiatives for the organization in the community. The 2008 Darrent Williams Memorial Grant was given to fund the operation budget of the new Darrent Williams Memorial Teen Center, which is adjacent to the existing Denver Broncos Boys and Girls Club. It provides teen-specific programming, educational resources and guidance for youth in the Montbello neighborhood of Denver.

The Teen Center officially opened on May 29, 2008, after a larger-than-life bronze sculpture in front of the Center honoring Darrent Williams (pictured right) was unveiled on May 21, 2008. It was crafted by acclaimed local artist Ed Dwight.



### HUNGER AND HOMELESSNESS

#### DENVER BRONCOS YOUTH CENTER AT THE CROSSING

In June of 2006, the Denver Broncos granted the Denver Rescue Mission \$150,000 over three years for its new transitional housing facility, The Crossing. Located on Smith Road near the old Stapleton Airport, The Crossing is the new home of the Family Rescue Ministry program that assists moving homeless, working and refugee families into permanent housing as well as the New Life Program for men looking to improve their lives. The Broncos' grant is designated to fund a 'family room' as part of the Denver's Road Home project as well as the Denver Broncos Youth Center that serves as an educational and recreational place for children of all ages residing at the facility.



#### BRONCOS WIVES DRIVE

The annual Denver Broncos Wives Drive is perhaps the best-known DBC program and benefits Colorado's hungry and homeless. Since 1981, the wives of Broncos players, coaches and staff have worked to support a number of local hunger and homelessness relief agencies along with the support from generous Broncos fans through the Wives Drive program.





## HEALTH PROGRAMS

### INNER CITY HEALTH CENTER

The Denver Broncos are proud to support the capital campaign for Inner City Health Center's new facility at 3800 York Street in Denver. Inner City Health Center, which held a groundbreaking ceremony in late April of 2008, is a private, nonprofit, volunteer-based clinic that provides medical and dental care to the poor and uninsured. The new facility will provide much more space for both their medical and dental services. Inner City Health Center has been a Broncos Charities grant recipient since 2006 and has worked with Boys and Girls Clubs of metro Denver, another Broncos partner, to provide sports physicals for the Club's youth.

### DRIVE FOR LIFE

Since 1998, the Denver Broncos' community blood drive, Drive for Life, has been held on a Tuesday during the football season at INVESCO Field at Mile High. Working in conjunction with Bonfils Blood Center, Drive for Life has become the largest single-day blood drive in the history of Colorado and one of the largest in the nation. In 2007, 2,674 people presented at Drive for Life X to give blood. There were 464 first-time donors, 1,631 units of blood collected and 140 potential marrow donors registered with the National Bone Marrow Registry. New in 2008, the Broncos and Bonfils Blood Center created the Broncos Country Donor Club to reward Drive for Life donors who continue to donate throughout the year with special incentives after each donation.



## WALTER PAYTON NFL MAN OF THE YEAR


Each season, the Denver Broncos are proud to honor a nominee for the annual Walter Payton NFL Man of the Year award, given to the player who best provides leadership for his teammates on the gridiron and his fellow citizens in the community. Domonique Foxworth was the Broncos' 2007 Walter Payton NFL Man of the Year nominee.

Foxworth devoted much of his time to advancing the work of the Boys and Girls Clubs of Metro Denver, specifically raising money for the Darrent Williams Memorial Teen Center and teaching a weekly writing class to the inaugural members of the new teen center. The cornerback also was heavily involved in College in Colorado, participating in many campaigns to get children focused on college after high school.

Foxworth, a University of Maryland graduate, was recognized during a team meeting along with the club's other Walter Payton NFL Man of the Year nominees. The Broncos awarded \$10,000 to a charitable cause of his choice.

Other Broncos players nominated for the 2007 Walter Payton NFL Man of the Year award were cornerback Champ Bailey, quarterback Jay Cutler and safety John Lynch. Recent Broncos winners of the Walter Payton NFL Man of the Year award include wide receiver Rod Smith (2006), Lynch (2005), Smith (2004), linebacker Ian Gold (2003) and wide receiver Ed McCaffrey (2002).

Quarterback John Elway (1992) is the only Broncos player ever to win the national award, which was first given in 1970 and renamed after the Chicago Bears' Pro Football Hall of Fame running back in 1999.





## ED BLOCK COURAGE AWARD

John Engelberger's dedication in playing through a severe shoulder injury last season was recognized by his Broncos teammates, who voted the defensive end Denver's Ed Block Courage Award recipient for 2007.

Engelberger received the award on March 10, 2008, at a banquet in Baltimore honoring all 32 team representatives for the Ed Block Courage Award. The award is named in honor of Ed Block, the long-time head athletic trainer of the Baltimore Colts who was a pioneer in his profession and a respected humanitarian.

Engelberger, who completed his third year with the Broncos and eighth overall season in 2007, was voted by his teammates to receive the award after battling through a shoulder injury for most of the year. The defensive end suffered a fifth-degree separation of the AC joint in his right shoulder in Week 4 at Indianapolis but played through the pain to start the Broncos' remaining 12 games of the season.

"He didn't miss a lick, didn't miss a game," Broncos Head Athletic Trainer Steve Antonopoulos said. "Although he was limited during some practices, he never complained and went about his business, showing tremendous courage."

Not only did Engelberger play through the injury, but the veteran turned in one of the strongest seasons of his career as he led Denver's defensive linemen with 59 tackles. His perseverance resulted in him joining 31 other players from around the NFL as an Ed Block Courage Award winner.



### PREVIOUS BRONCOS WINNERS (SINCE 1984)

Player	Year	Player	Year
John Engelberger	2007	Dave Wyman	1995
Louis Green	2006	Rondel Jones	1994
Dwayne Carswell	2005	Simon Fletcher	1993
Dan Neil	2004	Dennis Smith	1992
Tom Nalen	2003	John Elway	1991
Keith Burns	2002	Keith Kartz	1990
Terrell Davis	2001	Rick Dennison	1989
John Mobley	2000	Gerald Wilhite	1988
Rod Smith	1999	Dennis Smith	1987
Tony Jones	1998	Rubin Carter	1986
Steve Atwater	1997	Rulon Jones	1985
Ed McCaffrey	1996	Keith Bishop	1984

## DARRENT WILLIAMS GOOD GUY AWARD

The Darrent Williams Good Guy Award was created in the memory of Broncos cornerback Darrent Williams, who passed away on Jan. 1, 2007, after completing his second season with the team. The award, voted upon by local media, is given annually to the Bronco who best exemplifies Williams' enthusiasm, cooperation and honesty while dealing with members of the press.

Safety John Lynch was named the first-ever winner of the Darrent Williams Good Guy Award in recognition of his work with the media during the 2007 season.



## THE DENVER BRONCOS CHEERLEADERS

In 2007, the 34 members of the Denver Broncos cheerleading squad divided more than 1,500 hours of civic involvement among 85 Colorado organizations. Many associations, from Craig Hospital to the Race for the Cure, were visited by members of last year's team. For the 2008 season, the squad will continue to promote community involvement as its primary commitment.

Members of the Denver Broncos cheerleaders toured military bases in Hawaii, Kwajaleim, Guam and Japan during the months of January and February. The three-week tour traveled to military bases to boost the troops' morale and thank them for their service to our country.

Entering their 16th season, the Denver Broncos cheerleaders are one of the premier teams in the National Football League. The Broncos brought cheerleaders back in 1993 after a 17-year absence and are proud of the work the team does both on the field and more importantly in the community.

The Broncos cheerleaders are selected through auditions held each spring.

In 2008, 200 women tried out for the 34 available positions. Auditions focus primarily on dance ability; However, appearance, personal accomplishments and community involvement also are contributing factors.

Known for their distinctive western uniforms, the cheerleaders wear long leather chaps and jackets in the fall months, skiwear for cold games and a more traditional cheerleading leather skirt and vest in the summer months. The three uniform changes give the group flexibility with the rapidly changing Colorado weather.

In 2008, the cheerleaders will have a calendar, poster and other merchandise available for sale. For more information on the cheerleaders, contact Teresa Shear at (720) 258-3176 or look up their page on the Denver Broncos' official Web site, [www.DenverBroncos.com](http://www.DenverBroncos.com).



**Teresa Shear**  
Director



**Shelly Trujillo**  
Assistant Director



**Kelly Troester**  
Director, Jr. Cheerleaders



## MASCOTS

### “THUNDER”


The Denver Broncos are notorious for having thunderstorms throughout the fall and winter—That is Thunder storming the field. Thunder is a purebred Arabian gelding that acts as the club’s mascot. Following every Denver Broncos touchdown, Thunder displays his impressive canter from one end zone to the other.

Thunder, provided by Magness Racing Ventures of Denver, will be entering his fifth year during the Broncos’ 2008 campaign. Thunder took the reins as the Broncos’ mascot during a ceremony at the Sunday night game against the Kansas City Chiefs on Sept. 12, 2004.

The original Thunder served as the Broncos’ mascot for 11 years before retiring at the start of the 2004 campaign. His registered name is JB Kobask, but the stallion was given the “stage name” Thunder for his mascot duties. Thunder made his Mile High debut on Sept. 12, 1993, during a Broncos victory over the San Diego Chargers. In addition to his appearances at all Broncos home games, Thunder also appeared at Super Bowl XXXII in San Diego and XXXIII in Miami. The original Thunder will continue making appearances at events and community functions.

Thunder had been Sharon Magness Blake’s personal riding horse for five years before assuming the duties of Broncos mascot in 2004.

Thunder is trained and ridden by Ann Judge-Wegener of Magness Racing Ventures. She is an accomplished equestrian.



### “MILES”

Popular with all fans and especially children, Miles entertains the Broncos’ faithful at every home game and makes more than 200 appearances throughout the Denver community each year since being introduced in 2001.

Miles has performed all across Colorado and the world, including appearances at the Chinese New Year Parade in Hong Kong, the Macy’s Thanksgiving Parade in New York City and the Pro Bowl in Hawaii. Miles also has made national television appearances on MTV as well as Fox Sports Net’s “Best Damn Sports Show Period.”

If you would like to inquire about scheduling Miles for your next event or birthday party, please contact Brad Post in the Broncos’ marketing department at (720) 258-3114.

## INVESCO FIELD AT MILE HIGH



The Denver Broncos began a new era in 2001 when they took to the field in a new stadium, INVESCO Field at Mile High. Built adjacent to their previous home of 41 years, Mile High Stadium, the new stadium features first-class, state-of-the-art amenities for the teams and fans alike.

With seating capacity set at 76,125, INVESCO Field at Mile High is one of the largest stadiums in the National Football League. It includes 1.7 million square feet of space (approximately twice that of Mile High Stadium), providing the ultimate in comfort and convenience—including wider concourses, wider seats, more restrooms, elevators and escalators and full-service accommodations for people with disabilities.

INVESCO Field at Mile High features 132 luxury suites on two levels as well as 8,800 club seats. It is highlighted by an emphasis on state-of-the-art technology while maintaining the traditional aspects of Mile High Stadium that gave the Broncos a decided home-field advantage over the years. Those features include the close proximity of the seats to the field as well as steel treads and risers that fans utilize to create the same deafening roar that characterized Mile High Stadium.

The stadium was designed and built by Turner/Empire/Alvarado Construction and HNTB Architects in association with Fentress Bradburn Architects and Bertram A. Bruton Architects. Numerous Colorado companies and hundreds of professional designers, engineers and construction tradesmen were involved in the construction of the new state-of-the-art facility.

Construction began during the summer of 1999, and official groundbreaking on the stadium was held on Aug. 17, 1999. The Broncos won the first game ever played in the new stadium, 31-24, over New Orleans on Aug. 25, 2001, in the preseason and won the first regular-season game, 31-20, against the New York Giants on Sept. 10, 2001.







## INVESCO FIELD AT MILE HIGH FACTS

### BRONCOS' RECORD AT INVESCO FIELD

40-16 (.714) Regular Season / 1-1 (.500) Postseason

### LOCATION

1701 Bryant Street in Denver, just west of Interstate 25, near downtown

### DEVELOPER AND OWNER

Metropolitan Football Stadium District

### SEATING

Capacity 76,125

(Lower Level-31,950 / Mid Level-19,100 / Upper Level-25,075)

### SUITES/CLUB SEATS

132 Luxury Suites on two levels / 8,800 club seats

### AREA

Site: Approximately 83 acres

Footprint: 15.34 acres

Gross square footage: 1,693,000

### ARCHITECT

HNTB Corporation, in association with Fentress Bradburn Architects and Bertram A. Bruton & Associates

### CONTRACTOR

Turner Construction, Empire Construction, Alvarado Construction

### BY THE NUMBERS:

- 1,717,000 square feet area
- 4,844,000 field man hours
- 300,000 cubic yards of excavation
- 85,000 cubic yards of concrete (*enough to build the foundations for all the houses in Trinidad, Colo. (pop. 9,900)*)
- 12,000,000 pounds of reinforced steel
- 1,500,000 square feet of wire mesh
- 12,000 tons of structural steel
- 130,000 bricks
- 1,600,000 masonry blocks
- 1,000,000 square feet of drywall
- 500,000 square feet of sidewalks
- 2,100,000 square feet of asphalt paving (*equivalent to 16 miles of two-lane highway*)
- 256 miles of post tensioning cable (*enough to stretch from Trinidad, Colo., to Fort Collins*)
- 35,000 linear feet of curb
- 130,000 square feet of curtainwall
- 31,000 square feet of suite windows
- 200,000 pounds of aluminum
- 30,000 square feet of glass
- 76,000 square feet of metal panels
- 1,500 plumbing fixtures
- 25,000 light fixtures
- 2,500 tons of cooling

## INVESCO FIELD AT MILE HIGH SEATING DIAGRAM





## MEDIA PARKING DIAGRAM



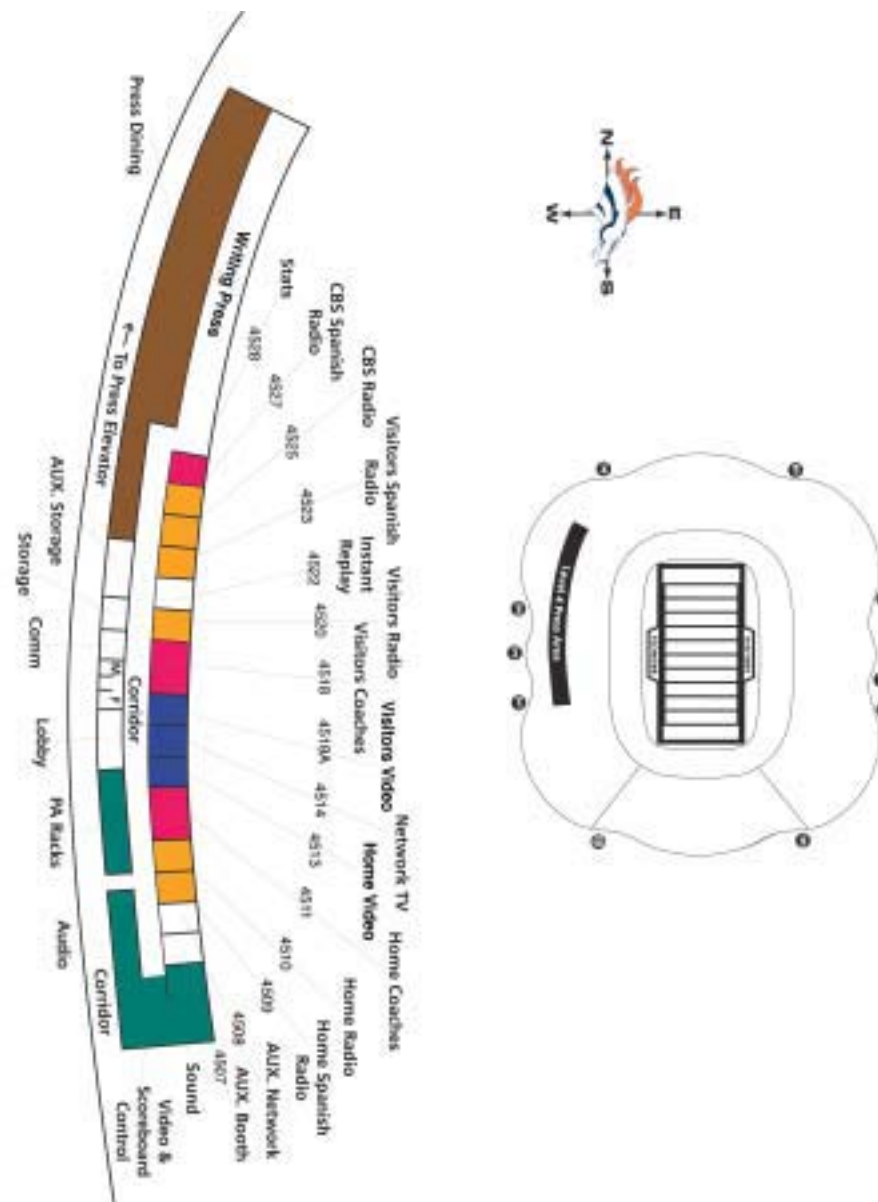
Access to Lots H&I will be from 20th Avenue. Vehicles coming from the north should exit at 23rd Avenue, go straight through the intersection onto a special frontage road and then follow the directions to Lots H&I.

Vehicles coming from the south should exit at 17th Avenue, go under I-25, turn right onto Mile High Stadium Circle, and follow the directions to Lots H&I.

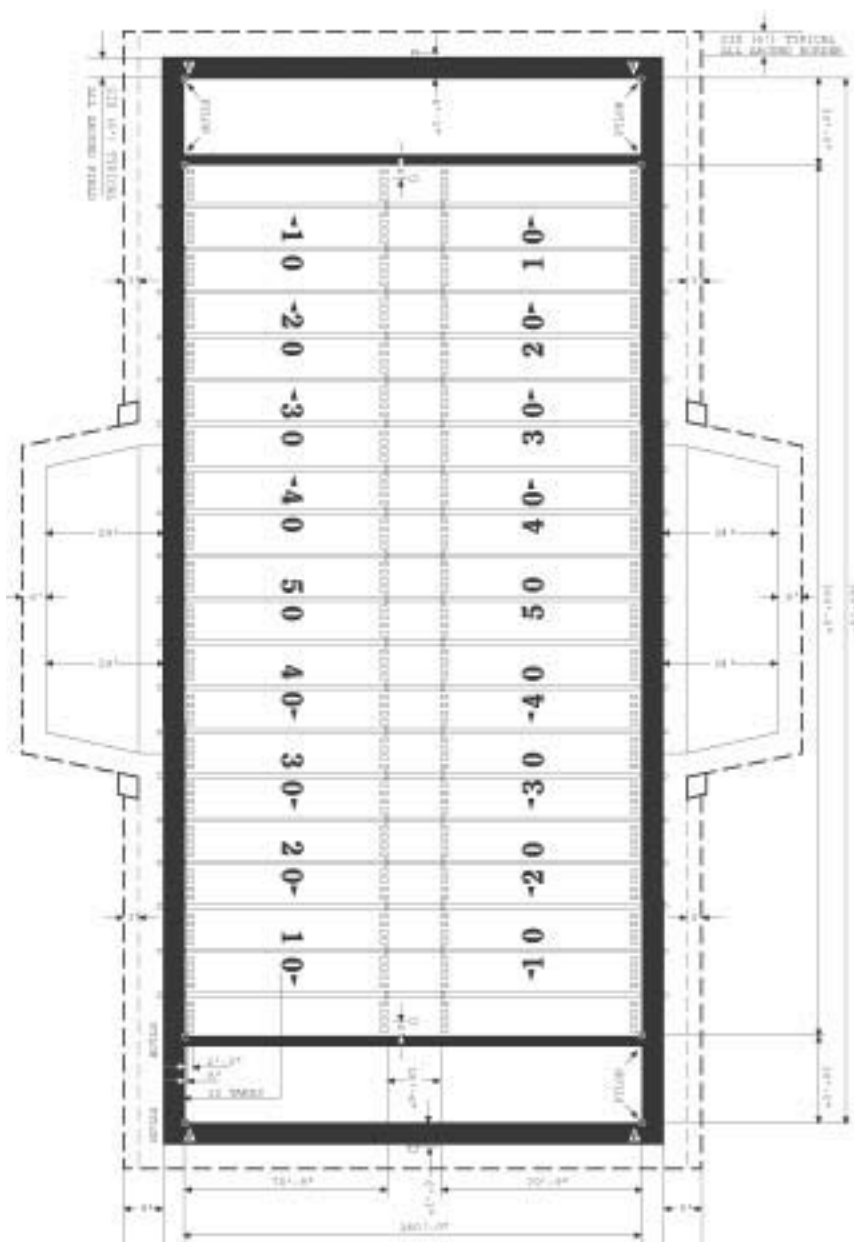
Lots H&I can also be accessed from Federal Boulevard and 20th Avenue.

From the parking lot, media access is through the North Security Entrance between Gates 4 & 5.

## PRESS LEVEL DIAGRAM



## PLAYING FIELD DIMENSIONS



## BRONCOS STADIUM HISTORY

The Denver Broncos played nearly all of their home games for the first 41 seasons of club history in one building. Known since 1969 as Mile High Stadium, the facility opened in 1948 as Bears Stadium for the Denver Bears of baseball's old Western League with long range plans to utilize it for football as well. When Denver became a charter member of the American Football League in 1959, the south stands (8,100 seats) and portable east stands (9,616 seats) were added to give a capacity of 34,657 for football. The Broncos began play in 1960.

After Denver voters turned down a stadium bond issue to build an all-purpose metropolitan stadium in 1967, a non-profit group began a fundraising drive with the goal of purchasing the stadium for the city. In February 1968, the group bought the stadium from Rocky Mountain Empire Sports for \$1.8 million and presented it to the city of Denver. A 16,000-seat upper deck was immediately constructed over the west stands, raising the capacity to more than 50,000 for the 1968 season. In December 1968, the stadium was renamed Denver Mile High Stadium.

The Broncos posted a home record of 191-109-7 (.634) in 41 seasons of play from 1960-2000. With the exception of two games played at the University of Denver Stadium (1962 and '63 home openers; 1-1 record), every Broncos home game was played in the single facility known either as Bears Stadium or Mile High Stadium with the club posting a 190-108-7 record (.638) in the building. The Broncos went 19-40-2 (.328) from 1960-68 in Bears Stadium then 171-68-5 (.711) from 1969-2000 after the name was changed to Mile High Stadium.

The stadium was filled for every regular-season game from the beginning of the 1970 season through its final season in 2000. The Broncos sold out 237 consecutive regular-season games, and with postseason contests the total reached 250 over the 31-year period.

Expansion of Mile High Stadium, begun in 1975, was completed for the 1977 season to give the Broncos the seventh-largest home facility in the league. Denver voters passed a \$25 million bond issue in 1974 to expand and improve the stadium from its capacity of 51,706 to 75,100. The stadium held 63,532 for the 1976 season, halfway through the project.

Bringing the stadium to its final capacity of 76,098 in 1986 was the construction of 60 penthouse suites atop the west stands.

One of the unique aspects of Mile High Stadium was its movable east stands. The massive single section, when fully extended, formed a horseshoe configuration for football, and when retracted, was in position for baseball. The three-tiered structure, measuring 535 feet in length, 135 feet in height and 200 feet in depth,



The Broncos played their home games at Mile High Stadium from their inception in 1960 until 2000. The facility, built in 1948, was known as Bears Stadium until 1969.

### FAST FACTS

**Broncos Home Record, 1960-2000**  
(Bears Stadium/Mile High Stadium,  
University of Denver Stadium):

191-109-7 (.634)

**Broncos Record at Bears Stadium/  
Mile High Stadium:**

190-108-7 (.638)

19-40-2 (.328) as Bears Stadium, 1960-68  
171-68-5 (.711) as Mile High Stadium, 1969-2000

**Broncos Record at U. of Denver Stadium**  
1-1 (.500)

**First Broncos Game at Bears Stadium**

Oct. 2, 1960 • Denver Broncos 31  
Oakland Raiders 14

**Last Broncos Game at Mile High Stadium**

Dec. 23, 2000 • Denver Broncos 38  
San Francisco 49ers 9

weighed nearly nine million pounds and was moved a distance of 145 feet between the two configurations. The move was facilitated by a process involving a thin layer of water on which the structure moved. Water was pumped onto more than 90,000 square feet of runways and formed a .003-inch sheet upon which the stands rested. Hydraulic rams then pushed the stands forward at the rate of three feet per minute, making the move last somewhere around two hours.

Demolition of Mile High Stadium was completed in March 2002.

## INVESCO FIELD AT MILE HIGH SINGLE-GAME RECORDS (2001-2007)

### INDIVIDUAL PERFORMANCES

BY DENVER		
Statistic	No.	Player (Game)
Rushing Yards	228	Clinton Portis (Ari., 12/29/02)
Rushing Touchdowns	5	Clinton Portis (K.C., 12/7/03)
Receptions	10	3x, last: B. Marshall (Min., 12/30/07) OT
Receiving Yards	208	Rod Smith (Atl., 10/31/04)
Receiving Touchdowns	3	Shannon Sharpe (S.D., 11/16/03)
Passing Yards	499	Jake Plummer (Atl., 10/31/04)
Passing Touchdowns	4	4x, last: J. Cutler (K.C., 12/9/07)
Passer Rating	144.3	Brian Griese (NYG, 9/10/01)
Field Goals Made	5	Jason Elam (Mia., 10/13/02)
Sacks	3	3x, last: E. Dumervil (K.C., 12/9/07)
Interceptions	4	Deltha O'Neal (K.C., 10/7/01)

BY OPPONENT		
No.	Player (Game)	
161	Priest Holmes (K.C., 12/15/02)	
3	2x, last: L. Tomlinson (S.D., 11/19/06)	
14	Marshall Faulk (Stl., 9/8/02)	
154	Terrell Owens (Phi., 10/30/05)	
3	2x, last: R. Wayne (Ind., 10/29/06)	
397	Trent Green (K.C., 12/7/03)	
4	2x, last: B. Roethlisberger (Pit., 10/21/07)	
142.4	Brett Favre (G.B., 10/29/07) OT	
4	3x, last: A. Vinatieri (Ind., 10/29/06)	
3	A. Kampman (G.B., 10/29/07) OT	
2	Walt Harris (S.F., 12/31/06) OT	

### TEAM PERFORMANCES

BY DENVER		
Statistic	No.	Opponent (Date)
Points	49	Philadelphia (10/30/05)
Touchdowns	7	Philadelphia (10/30/05)
Total Net Yards	567	Atlanta (10/31/04)
Rushing Yards	270	Kansas City (12/7/03)
Rushing Touchdowns	5	Kansas City (12/7/03)
Passing Yards (Net)	499	Atlanta (10/31/04)
Passing Touchdowns	4	4x, last: Kansas City (12/9/07)
Sacks	7	Pittsburgh (10/12/03)
Interceptions	5	New England (10/28/01)
Fewest Points Allow.	0	N.Y. Jets (11/20/05)
Fewest Net Yds. Allow.	.96	San Diego (11/16/03)
Fewest Rush Yds. Allow.	.16	Kansas City (12/9/07)
Fewest Pass Yds. Allow.	.53	Oakland (9/16/07) OT
Takeaways	5	3x, last: N.Y. Jets (11/20/05)
Fewest Giveaways	0	14x, last: Minnesota (12/30/07) OT
Turnover Ratio	.44	2x, last: N.Y. Jets (11/20/05)

BY OPPONENT		
No.	Team (Date)	
41	2x, last: San Diego (10/7/07)	
5	3x, last: San Diego (10/7/07)	
494	Kansas City (12/15/02)	
214	San Diego (10/7/07)	
3	3x, last: San Diego (11/19/06)	
381	Kansas City (12/7/03)	
4	2x, last: Pittsburgh (10/21/07)	
5	Baltimore (9/30/01)	
3	Atlanta (10/31/04)	
3	San Diego (10/7/07)	
186	Washington (11/18/01)	
37	San Diego (9/26/04)	
91	Oakland (10/15/06)	
5	Seattle (12/3/06)	
0	12x, last: Green Bay (10/29/07) OT	
+4	Seattle (12/3/06)	

## BRONCOS STATS CREW

The Denver Broncos' stats crew, regarded as one of the best in the NFL, is responsible for tracking all statistical information during home games. The eight-man crew has a combined 147 years of experience recording football statistics and is a vital part of the Broncos' gameday operation.



**Gene DiTolla**  
32 Years Exp.  
Rushing



**Dave Einspahr**  
25 Years Exp.  
Official Scorer



**Jim Motsinger**  
23 Years Exp.  
Data Entry



**Dan Riley**  
16 Years Exp.  
"Catch All"



**Art Rosener**  
26 Years Exp.  
Passing



**Jerry Valdes**  
5 Years Exp.  
Spotter/Defense



**Zack Williams**  
3 Years Exp.  
Participation



**Sax Willson**  
17 Years Exp.  
Auditor

## NFL NETWORK



NFL Network provides fans with a network to call their own. Seven days a week, 24 hours a day, 365 days a year, fans turn to NFL Network to receive information and insight straight from team headquarters, league offices and wherever else the NFL is making news.

NFL Network gives fans unprecedented year-round access to all NFL events, including the preseason, regular season, playoffs, Super Bowl, Pro Bowl and Scouting Combine. The Pro Football Hall of Fame induction weekend, Senior Bowl, Insight Bowl, Texas Bowl, league meetings, playing schedule, NFL Draft, minicamps and training camps also are covered.

In addition, NFL Network is the only place on television for fans to view NFL games outside their initial live airings. From original broadcast versions of past Super Bowls, in-week replays of current games, original network telecasts of classic NFL regular season and post-season games, to preseason games, regular season NFL games and college Bowl games—NFL Network is truly the year-round destination to see NFL games.

### KEY PROGRAMMING

#### EXCLUSIVE LIVE PRIMETIME GAMES

NFL Network's eight-game primetime package—seven Thursday contests and one on Saturday—kicks off Thursday, Nov. 6, at 8:15 p.m. EST with the Denver Broncos at the Cleveland Browns. Each NFL Network telecast will feature a live, two-hour pregame show from the host city, providing a unique feel for the atmosphere surrounding the event. A live, one-hour postgame show follows each contest.

#### NFL TOTAL ACCESS

NFL Network's signature show is THE football show of record. NFL Total Access is uniquely structured to see the game through the participants' eyes.

Covering all 32 teams, NFL Total Access features interviews with players, coaches and other key league personnel. Using the most advanced technology, NFL Total Access has the ability to go live to any NFL team headquarters at any time.

#### NFL GAMEDAY

After each Sunday's final game, the 90-minute NFL GameDay delivers comprehensive coverage of the day's action.

#### NFL REPLAY

NFL games will be re-aired with the original television announcers and cameras. This offering features the five most exciting games each week in a 90-minute format. Enhancements to each broadcast include additional camera angles, sideline sound and post-game interviews.

## DENVERBRONCOS.COM



DenverBroncos.com is the official home of the Broncos on the Internet and provides complete coverage of everything related to the Denver Broncos throughout the regular

season, postseason and beyond with stories, blogs, video, audio, photos and more on the Rocky Mountain region's most avidly followed sports franchise.

From the start of training camp to the final gun of the last game, DenverBroncos.com's staff brings users the latest news with a variety of blogs, daily notebooks and feature stories along with historical flashbacks and e-mail question-and-answer sessions that give fans the opportunity to directly ask questions of their favorite Broncos. On gamedays, fans can watch post-game press conferences, go interactive with the game in the Game Day Experience, and browse a collection of post-game stories, video and audio snippets from the locker room.

Broncos TV, the video section of the site, enters its fifth season bringing on-demand video on the Broncos to the desktops of fans around the world. Broncos TV's offerings include locker room interviews, video of every press conference, highlights of every game and training camp practice, and one-on-one interviews with those making news at Dove Valley.

Broncos fans can be a part of the conversation with BroncosCountry.com, an interactive Web site. Set up a profile and interact with Broncos fans across the world. Also interact on the Broncos' blogs. From player blogs to cheerleader blogs, each offers a unique voice and allows readers the opportunity to add their comments.

The official site also includes numerous other features, including Spanish-language content, a community relations section, a calendar to keep up with player appearances around the region, message boards, chat rooms, ticket information, a kids' section and the DenverBroncos.com Media Room, where every press release, press conference transcript, weekly release and more can be accessed.

Even when the calendar flips to the offseason, DenverBroncos.com still provides daily coverage of everything Broncos, chronicling events such as all of the team's organized team activities, the annual minicamp, the Senior Bowl and the NFL Scouting Combine.

DenverBroncos.com—the Internet's destination for everything Broncos.



## BRONCOS RADIO NETWORK



**Dave Logan**  
Play-by-Play

It's a Rocky Mountain tradition: 850 KOA and the Denver Broncos. For the 39th consecutive season, Denver's 50,000-watt station serves as the flagship for the Denver Broncos game broadcast network.

Dave Logan is in his 12th full season as voice of the Broncos following seven years as color analyst on the broadcasts. Logan's background reads like an All-American dream. A Colorado native and 1971 winner of *The Denver Post* Gold Helmet Award, he is one of two athletes (along with Dave Winfield) drafted by franchises in Major League Baseball, the NBA and the NFL. Logan chose the latter, starring for the Cleveland Browns from 1976-83 and ascending into the top five of virtually every receiving category in the franchise's record books. He played his final season in Denver in 1984.

Since then, Logan has brought his love for sports and knowledge of the games to Colorado radio listeners as co-host of 850 KOA's award-winning weekday afternoon talk show from 3-7 p.m. He was named 1997 Broadcast Citizen of the Year in Colorado and has been Colorado Sportscaster of the Year three times (1992-93 and '98). Logan also is one of the most accomplished prep football coaches in Colorado state history, coaching three high school football programs to state championship victories. He currently is the head coach at Mullen High School, which advanced to the state semifinals in his first year at the helm in 2003 and won a state championship in 2004. He helped the school reach the state finals in 2005 and 2006, and, following a state semifinal appearance in 2007, he enters his sixth year at Mullen in 2008. Additionally, Logan led Chatfield (2000-02) to a state title in 2001 and Arvada West (1993-99) to a title in 1997.

David Diaz-Infante joins Logan for his fourth season providing color commentary for the Broncos' radio network. A former Broncos offensive lineman, Diaz-Infante has been involved with local radio broadcasting since retiring from the NFL after the 2001 season, providing color commentary for the radio broadcasts of the Arena Football League's Colorado Crush during the franchise's first three seasons. He played five years for the Broncos (1995-98, 2001) as a center and made key contributions during their back-to-back Super Bowl championships. In addition to appearing in 41 games (9 starts) with Denver, he played his rookie year (1987) with San Diego and the 1999 season with Philadelphia to total 69 career regular-season games. Diaz-Infante also enjoyed successful stints with the Frankfurt Galaxy of the World League of American Football (1991-92) and the Sacramento Gold Miners of the Canadian Football League (1993-94).



**David Diaz-Infante**  
Color Commentary

### DENVER BRONCOS RADIO NETWORK • 2008 AFFILIATE STATIONS

FLAGSHIP STATION: **KOA 850 AM, DENVER**

#### COLORADO

Alamosa	KALQ	93.5 FM
Aspen	KNFO	106.1 FM
Avon	KTUN	101.7 FM
Colorado Springs	KCCY	96.9 FM
Craig	KRAI	550 AM
Durango	KRSJ	100.5 FM
Estes Park	KEPL	1470 AM
Fort Collins	KCOL	600 AM
Fort Morgan	KSIR	1010 AM
Glenwood Springs	KMTS	99.1 FM
Granby	KRKY	930 AM
Grand Junction	KSTR	96.1 FM
Gunnison	KPKE	1490 AM
Lamar	KVAY	105.7 FM
Montrose	KUBC	580 AM
Pagosa Springs	KWUF	1400 AM
Pueblo	KGHF	1350 AM
Salida	KVRH	1340 AM
Steamboat Springs	KBCR	1230 AM
Trinidad	KCRT	92.5 FM
Walsenburg	KSPK	102.3 FM
<b>KANSAS</b>		
Goodland	KKCI	102.5 FM

#### MONTANA

Billings*	KGHL	790 AM
Bozeman*	KMMS	1450 AM
Glendive*	KDZN	96.5 FM
Kalispell*	KOFI	1180 AM
Lewistown*	KXLO	1230 AM
Malta*	KMMR	100.1 FM

#### NEBRASKA

Alliance	KCOW	1400 AM
Chadron	KCSR	610 AM
North Platte	KOOQ	1410 AM
Scottsbluff	KNEB	960 AM

#### NEW MEXICO

Albuquerque	KZRR	94.1 FM
Artesia	KSVP	990 AM
Farmington	KDAG	96.9 FM

#### NORTH DAKOTA

Bismarck	KFYR	550 AM
----------	------	--------

#### SOUTH DAKOTA

Belle Fourche*	KBFS	1450 AM
Lemmon*	KBJM	1400 AM
Rapid City	KOTA	1380 AM

#### WYOMING

Buffalo*	KBBS	1450 AM
Casper	KTWO	1030 AM
Cheyenne	KGAB	1240 AM
Cody*	KODI	1400 AM
Douglas*	KKTY	1470 AM
Gillette*	KIML	1270 AM
Green River*	KUGR	1490 AM
Kemmerer*	KMER	950 AM
Laramie	KOWB	1290 AM
Newcastle*	KASL	1240 AM
Powell*	KLZY	92.5 FM
Powell*	KPOW	1260 AM
Rawlins*	KRAL	1240 AM
Riverton*	KVOW	1450 AM
Sheridan	KWYO	1410 AM
Sundance*	KYDT	103.1 FM
Thermopolis*	KTHE	1240 AM
Torrington*	KGOS	1490 AM
Wheatland*	KYCN	1340 AM
Worland*	KWOR	1340 AM

\*Northern Sports Network

## BRONCOS PRESEASON TELEVISION NETWORK



**Gary Miller**  
Play-by-Play

For the fifth season, KCNC is the primary television home of the Denver Broncos. As the Broncos' partner television station, the CBS affiliate will carry all four of the team's preseason contests in 2008. KCNC will televise Denver's preseason games at Houston on Saturday, Aug. 9 (7 p.m. CDT), vs. Dallas on Saturday, Aug. 16 (7 p.m. MDT), vs. Green Bay on Friday, Aug. 22 (7 p.m. MDT) and at Arizona on Friday, Aug. 29 (7 p.m. MST).

The broadcast team consists of Gary Miller (play-by-play), former Broncos fullback Reggie Rivers (color commentary) and Vic Lombardi (broadcast host).

Miller, who is a Brooklyn native, joined KCNC in June of 1991 and has been covering the Broncos since the fall of that year. He has hosted various Broncos shows, including "Broncos Beat" and "Sports Extra with Terrell Davis" as well as Broncos pre and post-game shows. He will return to host "The Mike Shanahan Show" as well as be featured on "Qwest John Lynch Live" during the 2008 campaign. He also is a contributor to the station's pregame show "Countdown to Kickoff" on Sunday mornings and "Chevy All-Access" on Sunday nights. The Long Island University graduate worked in California and Washington before joining KCNC in Denver.

Rivers, a Broncos fullback from 1991-96, is the weekend sports anchor at KCNC. He has become a fixture in the Denver media landscape since arriving in Denver in 1991. He started with a weekly column in the *Rocky Mountain News* as a rookie, which was supposed to be a four-week stint but turned into an eight-year relationship. In addition to hosting "Countdown to Kickoff," Rivers contributes to "Chevy All-Access." He has been an analyst on KCNC's pregame show since 1997. Beginning in 1993, he served as a guest host on several local television and radio shows, including "Broncos Beat," "Sports Extra" and a weekly radio segment on 850 KOA called "Rolling with Rivers." In addition to his duties at KCNC, Rivers currently writes a weekly column for *Pro Football Weekly*, hosts a PBS show called "Global Agenda" and recently completed his master's degree in international studies at the University of Denver.

Lombardi, a Denver native, has wanted to be a sportscaster since he was 10 years old. He grew up on Denver's west side in the shadow of Mile High Stadium. After interning for KCNC as a student, he later joined the station in June of 1998. After graduating from Holy Family High School in Denver, Lombardi attended the University of Colorado at Boulder then graduated from Notre Dame in 1991. He began his broadcasting career in South Bend, Ind., before moving to Austin, Texas. The 19-time Emmy Award winner took a job in Phoenix before returning to his roots in Denver. Lombardi is the station's lead sports anchor as well as host of "Chevy All-Access" and "Qwest John Lynch Live" on Tuesday nights and a contributor to "Countdown to Kickoff."

KCNC's coverage of the 2005 and 2006 Broncos preseasons were recognized with Emmy Awards in the Sporting Event/Game (live) category.



**Vic Lombardi**  
Broadcast Host



## NFL Tie-Breaking Procedures

The six postseason participants from each conference are seeded as follows:

1. The division champion with the best record.
2. The division champion with the second-best record.
3. The division champion with the third-best record.
4. The division champion with the fourth-best record.
5. The Wild Card club with the best record.
6. The Wild Card club with the second-best record.

The following procedures will be used to break standings ties for postseason playoffs and to determine regular-season schedules. Note that tie games count as one-half win and one-half loss for both clubs.

### TO BREAK A TIE WITHIN A DIVISION

If, at the end of the regular season, two or more clubs in the same division finish with identical won-lost-tied percentages, the following steps will be taken until a champion is determined.

#### Two Clubs

1. Head-to-head (best won-lost-tied percentage in games between the clubs).
2. Best won-lost-tied percentage in games played within the division.
3. Best won-lost-tied percentage in common games.
4. Best won-lost-tied percentage in games played within the conference.
5. Strength of victory.
6. Strength of schedule.
7. Best combined ranking among conference teams in points scored and points allowed.
8. Best combined ranking among all teams in points scored and points allowed.
9. Best net points in common games.
10. Best net points in all games.
11. Best net touchdowns in all games.

#### Three or More Clubs

(Note: If two clubs remain tied after third or other clubs are eliminated during any step, tie breaker reverts to step 1 of the two-club format.)

1. Head-to-head (best won-lost-tied percentage in games among the clubs).
2. Best won-lost-tied percentage in games played within the division.
3. Best won-lost-tied percentage in common games.
4. Best won-lost-tied percentage in games played within the conference.
5. Strength of victory.
6. Strength of schedule.
7. Best combined ranking among conference teams in points scored and points allowed.
8. Best combined ranking among all teams in points scored and points allowed.
9. Best net points in common games.
10. Best net points in all games.
11. Best net touchdowns in all games.

### TO BREAK A TIE FOR THE WILD-CARD TEAM

If it is necessary to break ties to determine the two Wild-Card clubs from each conference, the following steps will be taken.

1. If the tied clubs are from the same division, apply division tie breaker.
2. If the tied clubs are from different divisions, apply the following steps.

#### Two Clubs

1. Head-to-head, if applicable.
2. Best won-lost-tied percentage in games played within the conference.
3. Best won-lost-tied percentage in common games, minimum of four.
4. Strength of victory.
5. Strength of schedule.
6. Best combined ranking among conference teams in points scored and points allowed.
7. Best combined ranking among all teams in points scored and points allowed.
8. Best net points in conference games.

9. Best net points in all games.
10. Best net touchdowns in all games.
11. Coin toss.

#### Three or More Clubs

(Note: If two clubs remain tied after third or other clubs are eliminated, tie breaker reverts to step 1 of applicable two-club format.)

1. Apply division tie breaker to eliminate all but the highest ranked club in each division prior to proceeding to step 2. The original seeding within a division upon application of the division tie breaker remains the same for all subsequent applications of the procedure that are necessary to identify the two Wild-Card participants.
2. Head-to-head sweep. (Applicable only if one club has defeated each of the others or if one club has lost to each of the others.)
3. Best won-lost-tied percentage in games played within the conference.
4. Best won-lost-tied percentage in common games, minimum of four.
5. Strength of victory.
6. Strength of schedule.
7. Best combined ranking among conference teams in points scored and points allowed.
8. Best combined ranking among all teams in points scored and points allowed.
9. Best net points in conference games.
10. Best net points in all games.
11. Best net touchdowns in all games.
12. Coin toss

When the first Wild-Card team has been identified, the procedure is repeated to name the second Wild-Card, i.e., eliminate all but the highest-ranked club in each division prior to proceeding to step 2. In situations where three or more teams from the same division are involved in the procedure, the original seeding of the teams remains the same for subsequent applications of the tie breaker if the top-ranked team in that division qualifies for a Wild-Card berth.

### OTHER TIE-BREAKING PROCEDURES

1. Only one club advances to the playoffs in any tie-breaking step. Remaining tied clubs revert to the first step of the applicable division or Wild-Card tie breakers. As an example, if two clubs remain tied in any tie-breaker step after all other clubs have been eliminated, the procedure reverts to step one of the two-club format to determine the winner. When one club wins the tie breaker, all other clubs revert to step 1 of the applicable two-club or three-club format.
2. In comparing division and conference records or records against common opponents among tied teams, the best won-lost-tied percentage is the deciding factor since teams may have played an unequal number of games.
3. To determine home-field priority among division titlists, apply Wild-Card tie breakers.
4. To determine home-field priority for Wild-Card qualifiers, apply division tie breakers (if teams are from the same division) or Wild-Card tie breakers (if teams are from different divisions).

### TIE-BREAKING PROCEDURE FOR NFL DRAFT

If two or more clubs are tied in the selection order, the strength-of-schedule tie breaker is applied, subject to the following exceptions for playoff clubs:

1. The Super Bowl winner is last and the Super Bowl loser next-to-last.
2. Any non-Super Bowl playoff club involved in a tie shall be assigned priority within its segment below that of non-playoff clubs and in the order that the playoff clubs exited from the playoffs. Thus, within a tied segment a playoff club that loses in the Wild-Card game will have priority over a playoff club that loses in the Divisional playoff game, which in turn will have priority over a club that loses in the Conference Championship game. If two tied clubs exited the playoffs in the same round, the tie is broken by strength of schedule.

If any ties cannot be broken by strength of schedule, the divisional or conference tie breakers, whichever are applicable, are applied. Any ties that still exist are broken by a coin flip.

## FINAL 2007 NFL STANDINGS

### AMERICAN FOOTBALL CONFERENCE

#### East Division

	W	L	T	Pct.	PF	PA	Hm.	Rd.	Div.	AFC	NFC
N.E.*	16	0	0	1.000	589	274	8-0	8-0	6-0	12-0	4-0
Buf.	7	9	0	.438	252	354	4-4	3-5	4-2	6-6	1-3
NYJ	4	12	0	.250	268	355	3-5	1-7	2-4	4-8	0-4
Mia.	1	15	0	.063	267	437	1-7	0-8	0-6	1-11	0-4

#### North Division

	W	L	T	Pct.	PF	PA	Hm.	Rd.	Div.	AFC	NFC
Pit. <sup>Z</sup>	10	6	0	.625	393	269	7-1	3-5	5-1	7-5	3-1
Cle.	10	6	0	.625	402	382	7-1	3-5	3-3	7-5	3-1
Cin.	7	9	0	.438	380	385	5-3	2-6	3-3	6-6	1-3
Bal.	5	11	0	.313	275	384	4-4	1-7	1-5	2-10	3-1

#### South Division

	W	L	T	Pct.	PF	PA	Hm.	Rd.	Div.	AFC	NFC
Ind. <sup>Z</sup>	13	3	0	.813	450	262	6-2	7-1	5-1	9-3	4-0
Jac. <sup>Y</sup>	11	5	0	.688	411	304	6-2	5-3	2-4	8-4	3-1
Ten. <sup>Y</sup>	10	6	0	.625	301	297	5-3	5-3	4-2	7-5	3-1
Hou.	8	8	0	.500	379	384	6-2	2-6	1-5	5-7	3-1

#### West Division

	W	L	T	Pct.	PF	PA	Hm.	Rd.	Div.	AFC	NFC
S.D. <sup>Z</sup>	11	5	0	.688	412	284	7-1	4-4	5-1	9-3	2-2
Den.	7	9	0	.438	320	409	5-3	2-6	3-3	6-6	1-3
K.C.	4	12	0	.250	226	335	2-6	2-6	2-4	3-9	1-3
Oak.	4	12	0	.250	283	398	2-6	2-6	2-4	4-8	0-4

### NATIONAL FOOTBALL CONFERENCE

#### East Division

	W	L	T	Pct.	PF	PA	Hm.	Rd.	Div.	AFC	NFC
Dal.*	13	3	0	.813	455	325	6-2	7-1	4-2	3-1	10-2
NYG. <sup>Y</sup>	10	6	0	.625	373	351	3-5	7-1	3-3	3-1	7-5
Was. <sup>Y</sup>	9	7	0	.563	334	310	5-3	4-4	3-3	2-2	7-5
Phi.	8	8	0	.500	336	300	3-5	5-3	2-4	3-1	5-7

#### North Division

	W	L	T	Pct.	PF	PA	Hm.	Rd.	Div.	AFC	NFC
G.B. <sup>Z</sup>	13	3	0	.813	435	291	7-1	6-2	4-2	4-0	9-3
Min.	8	8	0	.500	365	311	5-3	3-5	3-3	2-2	6-6
Det.	7	9	0	.438	346	444	5-3	2-6	3-3	3-1	4-8
Chi.	7	9	0	.438	334	348	4-4	3-5	2-4	3-1	4-8

#### South Division

	W	L	T	Pct.	PF	PA	Hm.	Rd.	Div.	AFC	NFC
T.B. <sup>Z</sup>	9	7	0	.563	334	270	6-2	3-5	5-1	1-3	8-4
Car.	7	9	0	.438	267	347	2-6	5-3	3-3	0-4	7-5
N.O.	7	9	0	.438	379	388	3-5	4-4	3-3	1-3	6-6
Atl.	4	12	0	.250	259	414	3-5	1-7	1-5	1-3	3-9

#### West Division

	W	L	T	Pct.	PF	PA	Hm.	Rd.	Div.	AFC	NFC
Sea. <sup>Z</sup>	10	6	0	.625	393	291	7-1	3-5	5-1	2-2	8-4
Ari.	8	8	0	.500	404	399	6-2	2-6	3-3	3-1	5-7
S.F.	5	11	0	.313	219	364	3-5	2-6	3-3	1-3	4-8
Stl.	3	13	0	.188	263	438	1-7	2-6	1-5	0-4	3-9

\* - Clinched Division and Homefield Advantage; x - Clinched playoff; y - Clinched Wild Card; z - Clinched Division

### Tiebreakers

Pittsburgh finished in first place in the AFC North over Cleveland based on a head-to-head sweep. Detroit finished in third place in the NFC North over Chicago based on a head-to-head sweep over Chicago. Carolina finished in second place in the NFC South over New Orleans based on a better conference record (7-5 to New Orleans' 6-6). Kansas City finished in third place in the AFC West over Oakland based on a better record against common opponents (3-11 to Oakland's 2-12). Tennessee clinched the AFC's No. 6 playoff seed over Cleveland based on a better record against common opponents (4-1 to Cleveland's 3-2).

### 2007 POSTSEASON

#### AFC Wild Card Playoff Games

- 1/5 — Jacksonville 31, at Pittsburgh 29  
1/6 — at San Diego 17, Tennessee 6

#### AFC Divisional Playoff Games

- 1/12 — at New England 31, Jacksonville 20  
1/13 — San Diego 28, at Indianapolis 24

#### AFC Championship Game

- 1/20 — at New England 21, San Diego 12

#### NFC Wild Card Playoff Games

- 1/5 — at Seattle 35, Washington 14  
1/6 — New York Giants 24, at Tampa Bay 14

#### NFC Divisional Playoff Games

- 1/12 — at Green Bay 42, Seattle 20  
1/13 — New York Giants 21, at Dallas 17

#### NFC Championship Game

- 1/20 — New York Giants 23, at Green Bay 20 (OT)

### Super Bowl XLII at University of Phoenix Stadium, Glendale, Ariz.

- 2/3 — New York Giants 17, New England 14

### AFC-NFC Pro Bowl at Aloha Stadium, Honolulu

- 2/10 — NFC 42, AFC 30

## ALL-TIME CHAMPIONSHIP SCORES

### SUPER BOWLS

2007	XLII	New York Giants 17, New England 14, at Glendale, Ariz.
2006	XLI	Indianapolis 29, Chicago 17, at South Florida
2005	XL	Pittsburgh 21, Seattle 10, at Detroit
2004	XXXIX	New England 24, Philadelphia 21, at Jacksonville
2003	XXXVIII	New England 32, Carolina 29, at Houston
2002	XXXVII	Tampa Bay 48, Oakland 21, at San Diego
2001	XXXVI	New England 20, St. Louis 17, at New Orleans
2000	XXXV	Baltimore 34, New York Giants 7, at Tampa
1999	XXXIV	St. Louis 23, Tennessee 16, at Atlanta
1998	XXXIII	Denver 34, Atlanta 19, at Miami
1997	XXXII	Denver 31, Green Bay 24, at San Diego
1996	XXXI	Green Bay 35, New England 21, at New Orleans
1995	XXX	Dallas 27, Pittsburgh 17, at Tempe
1994	XXIX	San Francisco 49, San Diego 26, at Miami
1993	XXVIII	Dallas 30, Buffalo 13, at Atlanta
1992	XXVII	Dallas 52, Buffalo 17, at Pasadena
1991	XXVI	Washington 37, Buffalo 24, at Minneapolis
1990	XXV	New York Giants 20, Buffalo 19, at Tampa
1989	XXIV	San Francisco 55, Denver 10, at New Orleans
1988	XXIII	San Francisco 20, Cincinnati 16, at Miami
1987	XXII	Washington 42, Denver 10, at San Diego
1986	XXI	New York Giants 39, Denver 20, at Pasadena
1985	XX	Chicago 46, New England 10, at New Orleans
1984	XIX	San Francisco 38, Miami 16, at Palo Alto, Calif.
1983	XVIII	Los Angeles Raiders 38, Washington 9, at Tampa
1982	XVII	Washington 27, Miami 17, at Pasadena
1981	XVI	San Francisco 26, Cincinnati 21, at Detroit
1980	XV	Oakland 27, Philadelphia 10, at New Orleans
1979	XIV	Pittsburgh 31, Los Angeles 19, at Pasadena
1978	XIII	Pittsburgh 35, Dallas 31, at Miami
1977	XII	Dallas 27, Denver 10, at New Orleans
1976	XI	Oakland 32, Minnesota 14, at Pasadena
1975	X	Pittsburgh 21, Dallas 17, at Miami
1974	IX	Pittsburgh 16, Minnesota 6, at New Orleans
1973	VIII	Miami 24, Minnesota 7, at Houston
1972	VII	Miami 14, Washington 7, at Los Angeles
1971	VI	Dallas 24, Miami 3, at New Orleans
1970	V	Baltimore 16, Dallas 13, at Miami
1969	IV	Kansas City 23, Minnesota 7, at New Orleans
1968	III	New York Jets 16, Baltimore 7, at Miami
1967	II	Green Bay 33, Oakland 14, at Miami
1966	I	Green Bay 35, Kansas City 10, at Los Angeles

### AFL/AFC CHAMPIONSHIP GAMES

2007	at New England 21, San Diego 12
2006	at Indianapolis 38, New England 34
2005	Pittsburgh 34, at Denver 17
2004	New England 41, at Pittsburgh 27
2003	at New England 24, Indianapolis 14
2002	at Oakland 41, Tennessee 24
2001	New England 24, at Pittsburgh 17
2000	Baltimore 16, at Oakland 3
1999	Tennessee 33, at Jacksonville 14
1998	at Denver 23, N.Y. Jets 10
1997	Denver 24, at Pittsburgh 21
1996	at New England 20, Jacksonville 6
1995	at Pittsburgh 20, Indianapolis 16
1994	San Diego 17, at Pittsburgh 13
1993	at Buffalo 30, Kansas City 13
1992	Buffalo 29, at Miami 10
1991	at Buffalo 10, Denver 7
1990	at Buffalo 51, L.A. Raiders 3
1989	at Denver 37, Cleveland 21
1988	at Cincinnati 21, Buffalo 10
1987	at Denver 38, Cleveland 33
1986	Denver 23, at Cleveland 20 (OT)
1985	New England 31, at Miami 14
1984	at Miami 45, Pittsburgh 28
1983	at L.A. Raiders 30, Seattle 14
1982	at Miami 14, New York Jets 0
1981	at Cincinnati 27, San Diego 7
1980	Oakland 34, at San Diego 27
1979	at Pittsburgh 27, Houston 13
1978	at Pittsburgh 34, Houston 5
1977	at Denver 20, Oakland 17
1976	at Oakland 24, Pittsburgh 7
1975	at Pittsburgh 16, Oakland 10
1974	Pittsburgh 24, at Oakland 13
1973	at Miami 27, Oakland 10
1972	Miami 21, at Pittsburgh 17
1971	at Miami 21, Baltimore 0
1970	at Baltimore 27, Oakland 17
1969	Kansas City 17, at Oakland 7
1968	at New York Jets 27, Oakland 23

1967	at Oakland 40, Houston 7
1966	Kansas City 31, at Buffalo 7
1965	Buffalo 23, at San Diego 0
1964	at Buffalo 20, San Diego 7
1963	at San Diego 51, Boston 10
1962	Dallas 20, at Houston 17 (OT)
1961	Houston 10, at San Diego 3
1960	at Houston 24, Los Angeles 16

### NFL/NFC CHAMPIONSHIP GAMES

2007	New York Giants 23, at Green Bay 20 (OT)
2006	at Chicago 39, New Orleans 14
2005	at Seattle 34, Carolina 14
2004	at Philadelphia 27, Atlanta 10
2003	Carolina 14, at Philadelphia 3
2002	Tampa Bay 27, at Philadelphia 10
2001	at St. Louis 29, Philadelphia 24
2000	at New York Giants 41, Minnesota 0
1999	at St. Louis 11, Tampa Bay 6
1998	Atlanta 30, at Minnesota 27 (OT)
1997	Green Bay 23, at San Francisco 10
1996	at Green Bay 30, Carolina 13
1995	at Dallas 38, Green Bay 27
1994	at San Francisco 38, Dallas 28
1993	at Dallas 38, San Francisco 21
1992	Dallas 30, at San Francisco 20
1991	at Washington 41, Detroit 10
1990	N.Y. Giants 15, at San Francisco 13
1989	at San Francisco 30, Los Angeles 3
1988	San Francisco 28, at Chicago 3
1987	at Washington 17, Minnesota 10
1986	at New York Giants 17, Washington 0
1985	at Chicago 24, Los Angeles Rams 0
1984	at San Francisco 23, Chicago 0
1983	at Washington 24, San Francisco 17
1982	at Washington 34, Dallas 17
1981	at San Francisco 28, Dallas 27
1980	at Philadelphia 20, Dallas 7
1979	Los Angeles 9, at Tampa Bay 0
1978	Dallas 28, at Los Angeles 0
1977	at Dallas 23, Minnesota 6
1976	at Minnesota 24, Los Angeles 13
1975	Dallas 37, at Los Angeles 7
1974	at Minnesota 14, Los Angeles 10
1973	Minnesota 27, at Dallas 10
1972	at Washington 26, Dallas 3
1971	at Dallas 14, San Francisco 3
1970	Dallas 17, at San Francisco 10
1969	at Minnesota 27, Cleveland 7
1968	Baltimore 34, at Cleveland 0
1967	at Green Bay 21, Dallas 17
1966	Green Bay 34, at Dallas 27
1965	at Green Bay 23, Cleveland 12
1964	at Cleveland 27, Baltimore 0
1963	at Chicago 14, New York Giants 10
1962	Green Bay 16, at New York Giants 7
1961	at Green Bay 37, New York Giants 0
1960	at Philadelphia 17, Green Bay 13
1959	at Baltimore 31, New York Giants 16
1958	Baltimore 23, at New York Giants 17 (OT)
1957	at Detroit 59, Cleveland 14
1956	at New York Giants 47, Chicago 7
1955	Cleveland 38, at Los Angeles 14
1954	at Cleveland 56, Detroit 10
1953	at Detroit 17, Cleveland 16
1952	Detroit 17, at Cleveland 7
1951	at Los Angeles 24, Cleveland 17
1950	at Cleveland 30, Los Angeles 28
1949	Philadelphia 14, at Los Angeles 0
1948	at Philadelphia 7, Chicago Cardinals 0
1947	at Chicago Cardinals 28, Philadelphia 21
1946	Chicago Bears 24, at New York Giants 14
1945	at Cleveland Rams 15, Washington 14
1944	Green Bay 14, at New York Giants 7
1943	at Chicago Bears 41, Washington 21
1942	at Washington 14, Chicago Bears 6
1941	at Chicago Bears 37, New York Giants 9
1940	Chicago Bears 73, at Washington 0
1939	at Green Bay 27, New York Giants 0
1938	at New York Giants 23, Green Bay 17
1937	Washington 28, at Chicago Bears 21 at Polo Grounds, N.Y.
1936	Green Bay 21, Boston Redskins 6
1935	at Detroit Lions 26, New York Giants 7
1934	at N.Y. Giants 30, Chicago Bears 13
1933	at Chicago Bears 23, N.Y. Giants 21

## FUTURE SUPER BOWLS

Super Bowl XLIII	February 1, 2009.....	Raymond James Stadium, Tampa, Fla.
Super Bowl XLIV	February 7, 2010.....	Dolphin Stadium, South Florida
Super Bowl XLV	February 6, 2011.....	Dallas Cowboys Stadium, Arlington, Texas
Super Bowl XLVI	February 5, 2012.....	Lucas Oil Stadium, Indianapolis

## GAMES IN EXTREME TEMPERATURES IN DENVER BRONCOS HISTORY

(Note – Many play-by-plays from 1960 to 1969 did not include weather information. Wind chill figures are included only when noted on the play-by-play.)

### Coldest Games

Date	Game	Temp.	Wind Chill
Dec. 18, 1983	at Kansas City	0	-30
Dec. 17, 2000	at Kansas City	9	-1
Dec. 10, 1972	vs. San Diego	9	
Dec. 20, 1981	at Chicago	14	
Dec. 19, 2004	at Kansas City	15	-1
Nov. 28, 2004	vs. Oakland	18	9
Nov. 23, 2003	vs. Chicago	18	8
Jan. 1, 1978	vs. Oakland	18	
Dec. 14, 1975	vs. Philadelphia	18	
	Several tied at	20	

### Warmest Games

Date	Game	Temp.
Sept. 23, 2001	at Arizona	103
Sept. 11, 1983	at Baltimore	99
Sept. 9, 1990	at Los Angeles Raiders	94
Sept. 3, 1995	vs. Buffalo	91
Sept. 12, 1993	vs. San Diego	91
Sept. 27, 1998	at Washington	90
Sept. 1, 1996	vs. N.Y. Jets	90
Sept. 3, 1978	vs. Oakland	90
Sept. 11, 2005	at Miami	89
Sept. 16, 2007	vs. Oakland	87
Sept. 4, 1994	vs. San Diego	87
Oct. 3, 2004	at Tampa Bay	86
Sept. 8, 1985	at Los Angeles Rams	86

## BRONCOS ALL-TIME TRAINING CAMP SITES

1960-61	Colorado School of Mines.....	Golden, Colo.
1962-64	Colorado State University.....	Fort Collins, Colo.
1965-66	Colorado School of Mines.....	Golden, Colo.
1967-71	Broncos headquarters.....	Adams County, Colo.
1972-75	California Poly-Pomona.....	Pomona, Calif.
1976-81	Colorado State University.....	Fort Collins, Colo.
1982-2002	University of Northern Colorado.....	Greeley, Colo.
2003-08	Paul D. Bowlen Memorial Broncos Centre.....	Englewood, Colo.

## BRONCOS ALL-TIME RECORD ON ARTIFICIAL TURF

Opponent	Stadium	Record	Postseason
Atlanta Falcons	Georgia Dome	1-0	
Baltimore Ravens	M&T Bank Stadium	0-1	
Buffalo Bills	Rich Stadium	6-6	0-1
Chicago Bears	Soldier Field	1-3	
Cincinnati Bengals	Riverfront Stadium/Paul Brown Stadium	3-4	
Dallas Cowboys	Texas Stadium/Superdome	2-2	0-1
Detroit Lions	Silverdome	2-2	
Houston Oilers	Astrodome	3-6	0-1
Indianapolis Colts	Hoosier Dome/RCA Dome	3-3	0-2
Kansas City Chiefs	Arrowhead Stadium	9-12	
Miami Dolphins	Orange Bowl	0-1	
Minnesota Vikings	Metrodome	2-3	
New England Patriots	Schaefer Stadium	0-2	
New Orleans Saints	Superdome	1-2	
New York Giants	Giants Stadium	1-3	
New York Jets	Giants Stadium	1-2	
Philadelphia Eagles	Veterans Stadium	1-4	
Pittsburgh Steelers	Three Rivers Stadium	5-4	1-1
San Francisco 49ers	Superdome		0-1
St. Louis Cardinals	Busch Stadium	0-0-1	
St. Louis Rams	Trans World Dome/Edward Jones Dome	0-2	
Seattle Seahawks	Seahawks/Kingdome/Husky Stadium	13-13	0-1
<b>Total</b>		<b>54-75-1 (.419)</b>	<b>1-8 (.111)</b>
<b>Division record</b>		<b>21-25 (.457)</b>	
<b>Non-division record</b>		<b>33-50-1 (.399)</b>	



## MEDICAL GLOSSARY

**AC Joint** — Acromioclavicular joint; joint of the shoulder where acromion process of the scapula and the distal end of the clavicle meet; most shoulder separations occur at this point.

**Abduct** — Movement of any extremity away from the midline of the body. This action is achieved by an abductor muscle.

**Abrasion** — Any injury which rubs off the surface of the skin.

**Abscess** — An infection which produces pus; can be the result of a blister, callus, penetrating wound or laceration.

**Adduct** — Movement of an extremity toward the midline of the body. This action is achieved by an adductor muscle.

**Adhesion** — Abnormal adherence of collagen fibers to surrounding structures during immobilization following trauma or as a complication of surgery which restricts normal elasticity of the structures involved.

**Aerobic** — Exercise in which energy needed is supplied by oxygen inspired and is required for sustained periods of vigorous exercise with a continually high pulse rate.

**Anabolic Steroids** — Steroids that promote tissue growth by creating protein in an attempt to enhance muscle growth. The main anabolic steroid is testosterone (male sex hormone).

**Anaerobic** — Exercise without use of oxygen as an energy source; short bursts of vigorous exercises.

**Anaphylactic Shock** — Shock that is caused by an allergic reaction.

**Anterior Compartment Syndrome** — Condition in which swelling within the anterior compartment of the lower leg jeopardizes the viability of muscles, nerves and arteries that serve the foot. In severe cases, emergency surgery is necessary to relieve the swelling and pressure.

**Anterior Cruciate Ligament (ACL)** — A primary stabilizing ligament within the center of the knee joint that prevents hyperextension and excessive rotation of the joint. A complete tear of the ACL necessitating reconstruction could require up to 12 months of rehabilitation.

**Anterior Talofibular Ligament** — A ligament of the ankle that connects the fibula (lateral ankle bone) to the talus. This ligament is oft times subject to sprain.

**Anti-Inflammatory** — Any agent which prevents inflammation, such as aspirin or ibuprofen.

**Anteriogram** — A film demonstrating arteries after injection of a dye.

**Arthrogram** — X-ray technique for joints using air and/or dye injected into the affected area; useful in diagnosing meniscus tears of the knee and rotator cuff tears of the shoulder.

**Arthroscope** — An instrument used to visualize the interior of a joint cavity.

**Arthroscopy** — A surgical examination of the internal structures of a joint by means for viewing through an arthroscope. An arthroscopic procedure can be used to remove or repair damaged tissue or as a diagnostic procedure in order to inspect the extent of any damage or confirm a diagnosis.

**Aspiration** — The withdrawal of fluid from a body cavity by means of a suction or siphonage apparatus, such as a syringe.

**Atrophy** — To shrivel or shrink from disuse, as in muscular atrophy.

**Avascular Necrosis** — Death of a part due to lack of circulation.

**Avulsion** — The tearing away, forcibly, of a part or structure.

**Baker's Cyst** — Localized swelling of a bursa sac in the posterior knee as a result of fluid that has escaped from the knee capsule. A Baker's cyst indicates that there is a trauma inside the knee joint that leads to excessive fluid production.

**Bone Scan** — An imaging procedure in which a radioactive-labeled substance is injected into the body to determine the status of a bony injury. If the radioactive substance is taken up the bone at the injury site, the injury will show as a "hot spot" on the scan image. The bone scan is particularly useful in the diagnosis of stress fractures.

**Brachial Plexus** — Network of nerves originating from the cervical vertebrae and running down to the shoulder, arm, hand, and fingers.

**Bruise** — A discoloration of the skin due to an extravasation of blood into the underlying tissues.

**Bursa** — A fluid-filled sac that is located in areas where friction is likely to occur, then minimizes the friction; for example between a tendon and bone.

**Capsule** — An enclosing structure which surrounds the joint and contains ligaments which stabilize that joint.

**Cartilage** — Smooth, slippery substance preventing two ends of bones from rubbing together and grating.

**CAT Scan** — Use of a computer to produce a cross sectional view of the anatomical part being investigated from X-ray data.

**Cellulitis** — Inflammation of cellular or connective tissue.

**Cervical Vertebrae** — Group of seven vertebrae located in the neck

**Charley Horse** — A contusion or bruise to any muscle resulting in intramuscular bleeding. No other injury should be called a charley horse.

**Colles' Fracture** — A fracture of the distal end of the radius with the lower end being displaced backward.

**Concentric Muscle Contraction** — A shortening of the muscle as it develops tension and contracts to move a resistance.

**Concussion** — Jarring injury of the brain resulting in dysfunction. It can be graded as mild, moderate or severe depending on loss of consciousness, amnesia and loss of equilibrium.

**Contusion** — An injury to a muscle and tissues caused by a blow from a blunt object

**Cortical Steroids** — Used to suppress joint inflammation.

**Costochondral** — Cartilage that separates the bones within the rib cage.

**Cryokinetics** — Treatment with cold and movement.

**Cryotherapy** — A treatment with the use of cold.

**Cyst** — Abnormal sac containing liquid or semi-solid matter.

**Degenerative Joint Disease** — Changes in the joint surface as a result of repetitive trauma

**Deltoid Ligament** — Ligament that connects the tibia to bones of the medial aspect of the foot and is primarily responsible for stability of the ankle on the medial side. Is sprained less frequently than other ankle ligaments.

**Deltoid Muscle** — Muscles at top of the arm, just below the shoulder, responsible for shoulder motions to the front, side and back

**Disc, Intervertebral** — A flat, rounded plate between each vertebrae of the spine. The disc consists of a thick fiber ring which surrounds a soft gel-like interior. It functions as a cushion and shock absorber for the spinal column.

**Disc, Intervertebral** — A flat, rounded plate between each vertebrae of the spine. This disc consists of a thick fiber ring which surrounds a soft gel-like interior. It functions as a cushion and shock absorber for the spinal column.

**Dislocation** — Complete displacement of joint surfaces.

**Eccentric Muscle Contraction** — An overall lengthening of the muscles as it develops tension and contracts to control motion performed by an outside force; oft times referred to a "negative" contraction in weight training.

**Ecymosis** — Bleeding into the surface tissue below the skin, resulting in a "black and blue" effect

**Edema** — Accumulation of fluid in organs and tissues of the body; swelling.

## MEDICAL GLOSSARY, CONT.

**Effusion** — Accumulation of fluid, in various spaces in the body, or the knee itself. Commonly, the knee has an effusion after an injury.

**Electrical Galvanic Stimulation (EGS)** — An electrical therapeutic modality that sends a current to the body at select voltages and frequencies in order to stimulate pain receptors, disperse edema, or neutralize muscle spasms among other functional applications.

**Electromyogram (EMG)** — Test to determine nerve function.

**Epicondylitis** — Inflammation in the elbow due to overuse.

**Ethyl Chloride** — "Cold spray," a chemical coolant sprayed onto an injury site to produce a local, mild anesthesia.

**Fat Percentage** — The amount of body weight that is adipose, fat tissue. Fat percentages can be calculated by underwater weighing, measuring select skinfold thickness, or by analyzing electrical impedance.

**Femur** Thigh bone; longest bone in the body.

**Fibula** — Smaller of the two bones in the lower leg; runs from knee to the ankle along the outside of the lower leg.

**Flexibility** — The ability of muscle to relax and yield to stretch forces.

**Flexibility Exercise** — General term used to describe exercise performed by a player to passively or actively elongate soft tissue without the assistance of an athletic trainer.

**Fracture** — Breach of continuity of a bone. Types of fractures include simple, compound, comminuted, greenstick incomplete, impacted, longitudinal, oblique, stress, or transverse.

**Gamekeeper's Thumb** — Tear of the ulnar collateral ligament of the metacarpophalangeal joint of the thumb.

**Glycogen** — Form in which foods are stored in the body as energy.

**Grade One Injury** — A mild injury in which ligament, tendon, or other musculoskeletal tissue may have been stretched or contused, but not torn or otherwise disrupted.

**Grade Two Injury** — A moderate injury when musculoskeletal tissue has been partially, but not totally, torn which causes appreciable limitation in function of the injured tissue.

**Grade Three Injury** — A severe injury in which tissue has been significantly, and in some cases totally, torn or otherwise disrupted causing a virtual total loss of function.

**Hamstring** — Category of muscle that runs from the buttocks to the knee along the back of the thigh. It functions to flex the knee, and is oft times injured as a result of improper conditioning or lack of muscle flexibility.

**Heat Cramps** — Painful muscle spasms of the arms or legs caused by excessive body heat and depletion of fluids and electrolytes.

**Heat Exhaustion** — Mild form of shock due to dehydration because of excessive sweating when exposed to heat and humidity.

**Heat Stroke** — Condition of rapidly rising internal body temperature that overwhelms the body's mechanisms for release of heat and could result in death if not cared for appropriately.

**Heel Cup** — Orthotic device that is inserted into the shoe and worm under the heel to give support to the Achilles tendon and help absorb impacts at the heel.

**Hematoma** — Tumor-like mass produced by an accumulation of coagulated blood in a cavity.

**Hot Pack** — Chemical pack that rests in water, approximately 160 degrees, and retains its heat for 15-20 minutes when placed in a towel for general therapeutic application.

**Humerus** — Bone of the upper arm that runs from the shoulder to the elbow.

**Hydrotherapy** — Treatment using water.

**Hyperextension** — Extreme extension of a limb or body part

**Iliotibial Band** — A thick, wide fascial layer that runs from the iliac crest to the knee joint and is occasionally inflamed as a result of excessive running.

**Inflammation** — The body's natural response to injury in which the injury site might display various degrees of pain, sweating, heat, redness, and/or loss of function.

**Internal Rotation** — Rotation of a joint or extremity medially, to the inside.

**Lesion** — Wound, injury or tumor.

**Ligament** — Band of fibrous tissue that connects bone to bone or bone to cartilage and supports and strengthens joints.

**Lumbar Vertebrae** — Five vertebrae of the lower back that articulate with the sacrum to form the lumbosacral joint

**Magnetic Resonance Imaging (MRI)** — Imaging procedure in which a radio frequency pulse causes certain electrical elements of the injured tissue to react to this pulse and through this process a computer display and permanent film establish a visual image. MRI does not require radiation and is very useful in the diagnosis of soft tissue, disc, and meniscus injuries.

**Meniscectomy** — An intra-articular surgical procedure of the knee by which all or part of the damaged meniscus is removed.

**Meniscus** — Crescent shaped cartilage, usually pertaining to the knee joint; also known as "cartilage." There are two menisci in the knee, medial and lateral. These work to absorb weight within the knee and provide stability.

**Metacarpals** — Five long bones of the hand, running from the wrist to the fingers.

**Metatarsals** — Five long bones of the foot, running from the ankle to the toes.

**Myositis** — Inflammation of a muscle.

**Necrotic** — Relating to death of a portion of tissue.

**Neoprene** — Lightweight rubber used in joint and muscle sleeves designed to provide support and/or insulation and heat retention to the area.

**Neuritis** — Inflammation of a nerve.

**Orthotic** — Any device applied to or around the body in the care of physical impairment or disability, commonly used to control foot mechanics.

**Parasthesia** — Sensation of numbness or tingling, indicating nerve irritation.

**Patella** — The kneecap. The patella functions to protect the distal end of the femur as well as increase the mechanical advantage and force generating capacities of the quadriceps muscle group.

**Patella Tendinitis** — Inflammation of the patella ligament; also known as "jumpers knee."

**Patellofemoral Joint** — Articulation of the knee cap and femur. Inflammation of this joint can occur through: 1) acute injury to the patella, 2) overuse from excessive running particularly if there is an associated knee weakness, 3) chronic wear and tear of the knee, 4) as a result of poor foot mechanics. Patellofemoral irritation can lead to chondromalacia, which in its most chronic condition, could require surgery.

**Peroneal Muscles** — Group of muscles of the lateral lower leg that are responsible for everting the knee. Tendons of these three muscles are vital to the stability of the ankle and foot.

**Phalanx** — Any bone of the fingers or toes; plural is phalanges.

**Phlebitis** — Inflammation of a vein.

**Plica** — Fold of tissue in the joint capsule and a common result of knee injury.

## MEDICAL GLOSSARY, CONT.

**Posterior Cruciate Ligament (PCL)** — A primary stabilizing ligament of the knee that provides significant stability and prevents displacement of the tibia backward within the knee joint. A complete tear of this ligament necessitating reconstruction could require up to 12 months of rehabilitation.

**Quadricep Muscles "Quads"** — A group of four muscles of the front thigh that run from the hip and form a common tendon at the patella; they are responsible for knee extension.

**Radiography** — Taking of X-rays.

**Radius** — Forearm bone on the thumb side.

**Reconstruction** — Surgical rebuilding of a joint using natural, artificial or transplanted materials.

**Referred Pain** — Pain felt in an undamaged area of body away from the actual injury.

**Retraction** — The moving of tissue to expose a part or structure of the body.

**Rotator Cuff** — Comprised of four muscles in the shoulder area that can be irritated by over use. The muscles are the supraspinatus (most commonly injured), infraspinatus, teres minor, and subscapularis.

**Rotator Cuff Impingement Syndrome** — A microtrauma or overuse injury caused by stress, and the four stages are: 1) Tendinitis with temporary thickening of the bursa and rotator cuff; 2) Fiber dissociation in the tendon with permanent thickening of the bursa and scar formation; 3) A partial rotator cuff tear of less than 1 cm.; and 4) A complete tear of 1 cm. or more.

**Sacrum** — Group of five fused vertebrae located just below the lumbar vertebrae of the low back.

**Scapula** — Shoulder blade.

**Sciatica** — Irritation of the sciatic nerve resulting in pain or tingling running down the inside of the leg.

**Sciatic Nerve** — Major nerve that carries impulses for muscular action and sensations between the low back and thigh and lower leg; it is the longest nerve in the body.

**Shin Splint** — A catch-all syndrome describing pain in the skin that is not a fracture or tumor and cannot be defined otherwise.

**Sorbothane** — An energy absorbing polyurethane utilized in some foot orthotics to absorb shock forces of the foot.

**Spasm (Theory)** — Muscle soreness induced by exercise; is the result of reduced muscle blood flow, which results in pain.

**Spleen** — Large, solid organ responsible for the normal production and destruction of blood cells.

**Spondylitis** — Inflammation of one or more vertebrae.

**Spondylolisthesis** — Forward displacement of one vertebrae over another below it due to a developmental defect in the vertebrae.

**Spondylosis** — Abnormal vertebral fixation or immobility.

**Sports hernia** — Another name for athletic pubalgia, which is a chronic groin injury involving inflammation around the pelvis and groin musculature.

**Sprain** — Injury resulting from a stretch or twist of the joint and causes various degrees of stretch or tear of a ligament or other soft tissue at the joint.

**Sternum** — The breast bone.

**Steroids** — Any one of a large number of hormone-like substances. See Anabolic steroids and cortical steroids

**Strain** — Injury resulting from a pull or torsion to the muscle or tendon that causes various degrees of stretch or tear to the muscle or tendon tissue.

**Stress Fracture** — A hair-line type of break in a bone caused by overuse.

**Stress X-ray** — A continual X-ray taken when a portion of the body is stressed to its maximum in order to determine joint stability. This is a test utilized in some ankle injuries.

**Stretching** — Any therapeutic maneuver designed to elongate shortened soft tissue structures and thereby increase flexibility.

**Subluxation** — Partial dislocation of a joint. The term usually implies that the joint can return to its normal position without formal reduction.

**Talus** — The ankle bone that articulates with the tibia and fibula to form the ankle joint.

**Target Heart Rate** — A pre-determined pulse to be obtained during exercise when circulation is working at full efficient capacities.

**Tarsals** — Group of seven bones of the foot consisting of the calcaneal, talus, cuboid and three cuneiform bones.

**Temporomandibular Joint (TMJ)** — The articulation of the jaw and skull; considered by some to be vital in resolution of injuries throughout the body.

**Tendinitis** — Inflammation of the tendon and/or tendon sheath, caused by chronic overuse or sudden injury.

**Tendon** — Tissue that connects muscle to bone.

**Tennis Elbow** — General term for lateral elbow pain.

**Thoracic** — Group of twelve vertebrae located in the thorax and articulate with the twelve ribs.

**Thoracic Outlet Compression Syndrome** — A neuro-vascular disorder of the upper extremity common in throwing.

**Tibia** — Larger of the two bones of the lower leg and is the weight-bearing bone of the shin.

**Tomograph** — A special type of X-ray apparatus that demonstrates an organ or tissue at a particular depth.

**Trachea** — The windpipe.

**Transcutaneous Electrical Nerve Stimulator (TENS)** — An electrical modality that sends a mild current through pads at the injury site which stimulates the brain to release the natural analgesic, endorphin.

**Transverse Process** — Small lateral projection off the right side and left side of each vertebrae that functions as an attachment site for muscles and ligaments of the spine.

**Trapezius** — Flat triangular muscle covering the posterior surface of the neck and shoulder.

**Triceps** — Muscle of the back of the upper arm, primarily responsible for extending the elbow.

**Ulna** — Forearm bone that runs from the tip of the elbow to the little finger side of the wrist.

**Ulnar Nerve** — Nerve in elbow commonly irritated from excessive throwing.

**Ultrasound** — An electrical modality that transmits a sound wave through an applicator into the skin to the soft tissue in order to heat the local area for relaxing the injured tissue and/or disperse edema.

**Valgus** — Angulation outward and away from the midline of the body.

**Varus** — Angulation inward and toward the midline of the body.

**Vasoconstriction** — Decrease of local blood flow.

**Vasodilation** — Increase of local blood flow.

**"Wind Knocked Out"** — Syndrome describing a contraction of the abdominal nerve trunk, the solar plexus, as a result of an abdominal contusion.

**Wrist** — The junction between the two forearm bones (radius and ulna) and the eight wrist bones (trapezium, capitate, hamate, pisiform, triquetrum, lunate and scaphoid).

**Zygoma** — The cheekbone.

## MEDIA INFORMATION

The Broncos' media guide was prepared to assist in the coverage of Denver's 2008 NFL season. Regarding game credentials, please contact:

**REBECCA VILLANUEVA**

**Media Services Manager**

Denver Broncos, 13655 Broncos Parkway,

Englewood, CO 80112

Villanueva Office Private — (303) 649-0598

Broncos Media Relations FAX — (303) 649-0562

Denver Broncos Switchboard — (303) 649-9000

### OTHER PUBLIC RELATIONS CONTACTS:

**JIM SACCOMANO: Vice President of Public Relations**.....(303) 649-0572 / jim.saccomano@broncos.nfl.net

**PATRICK SMYTH: Manager of Media Information**.....(303) 649-0536 / patrick.smyth@broncos.nfl.net

**DAVE GAYLINN: Media Projects Coordinator**.....(303) 649-0512 / dave.gaylinn@broncos.nfl.net

**ERICH SCHUBERT: Graduate Assistant**.....(303) 649-9000 / erich.schubert@broncos.nfl.net

**BRAD GEE: Graduate Intern**.....(303) 649-0537 / brad.gee@broncos.nfl.net

**DEON REYNOLDS: Graduate Intern**.....(303) 649-0537 / deon.reynolds@broncos.nfl.net

The Broncos have a media Web site ([www.denverbroncos.com/mediaroom](http://www.denverbroncos.com/mediaroom)) designed to serve the needs of all media who cover the club. The site contains the most up-to-date and complete information on the team, as well as a photo database for convenient download of high-resolution images. The media Web site also serves as the **primary means to request credentials for Broncos home games through our online credentialing process.**

**The Broncos do not deliver credentials by mail.** Requests for game credentials must be formally made by Tuesday of the week of each home game, and credentials may be picked up at the media will call window in the North tunnel of INVESCO Field at Mile High on game day. Should transmission facilities be required, please arrange for same through local representatives.

As a general rule, the Denver Broncos do not issue any types of press credentials to weekly newspapers or magazines unless they are of national circulation on specific assignment.

It is understood that all credentials will be used for the purpose for which they were issued without exception. Violation of this policy will subject the bearer to ejection from INVESCO Field at Mile High.

**WORKING PRESS:** Admittance to the Broncos' press box is restricted to the WORKING PRESS ONLY. Credentials are marked with individual identification. Passes are non-transferable.

**PHOTOGRAPHERS:** Photographers are asked to take special note of the following conditions for use of press credentials, as set by the National Football League:

### NOTICE OF CREDENTIAL USE CONDITIONS

"This working credential is issued as a courtesy to an organization (the "Accredited Organization") for the sole purpose of providing stadium access to an individual (the "Bearer") who has a legitimate working function (media or game service) in connection with the game for which this credential is issued (the "Game"). **It is Non-Transferable.** Any unauthorized use of this credential subjects the Bearer to ejection from the stadium and prosecution for criminal trespass, and subjects the Accredited Organization to revocation of its credentials for future NFL games or events. The NFL is defined for the purposes of this credential to include the National Football League, its affiliates, its member clubs, and their agents and employees. The NFL, at its sole discretion, may revoke any Accredited Organization's or individual Bearer's credentials.

"This credential (if issued for a media function) authorizes (i) the use by the Accredited Organization, solely for news and editorial coverage of the Game, of any descriptions (including statistical descriptions), accounts, photographs, films, audio or video recordings, or drawings of the Game or of any player interviews, press conferences, or other stadium activities related to the Game (collectively, "Game Information") taken, made, created, or compiled by the Accredited Organization or the Bearer, and (ii) the use by the Accredited Organization of any NFL or NFL club logos or trademarks (the "Marks") in connection with its authorized use of the Game Information. **Any other use or attempted use by the Bearer or the Accredited Organization of Game Information or Marks, including any distribution of Game Information to third parties other than ultimate consumers (e.g., newspaper readers) for their use (whether before or after the conclusion of the Game, and whether or not for editorial purposes) and any authorization of any third party to redistribute Game Information or to use any Marks, is expressly prohibited, unless the Accredited Organization has obtained the advance written permission of the NFL for such other use.** While a game is in progress, the Accredited Organization's and Bearer's distribution of textual information, audio reports and photographs must be time-delayed and/or limited in amount as set forth in the transmittal documents accompanying this working credential.

"Accredited Organization agrees that Game Information taking the form of film, video, or digital video recordings ("Video Material") may be used only in connection with a regularly scheduled broadcast television newscast aired by the Accredited Organization within a seven-day period following the Game, and further agree that its use of Video Material in such newscasts shall not exceed (a) six (6) minutes of "same-day" post-game highlights on game days and (b) two (2) minutes of current-season highlights on any other day, or (c) if an Accredited Organization airs a continuous-loop news service, Video Material including more than seven (7) plays in any 15-minute segment or fourteen (14) plays in any 30-minute segment of such service. Use of Video Material in any other manner or on any other media distribution platform without the advance written permission of the NFL and, where applicable, NFL Productions LLC (d/b/a NFL Films) is expressly prohibited.

"The Accredited Organization and the Bearer assume all risk incident to the performance by the Bearer of his or her services; assume all risk incident to attending NFL games; agree that the NFL has no responsibility for any equipment in use in the stadium; agree that they are not acting for the NFL in any manner whatsoever and are not employees or agents of the NFL; and agree to indemnify and hold harmless the NFL from and against all liability, loss, damage or expense resulting from or arising out of the issuance of this credential or the Bearer's presence in the stadium, except to the extent such liability, loss, damage or expense arises out of the willful or intentional misconduct of the NFL. The Bearer and his or her belongings may be searched upon entry into the stadium and the Bearer consents to such searches and waives any claims that he or she might have against the NFL in connection therewith. If the Bearer fails to consent to such searches, it is agreed and understood that he or she will be denied access to the stadium. Any Bearer who is deemed disorderly, or who fails to comply with these terms or any and all security measures, shall be subject to, if appropriate, ejection from the stadium and prosecution, and shall subject the Accredited Organization to revocation of its credentials for future NFL games or events.

"Acceptance of the credential constitutes agreement by the Accredited Organization and the Bearer to abide by the foregoing conditions. Thank you for your cooperation."

Sideline photo passes will be tightly controlled by the public relations department and are generally limited to photographers shooting for a major metropolitan daily newspaper, wire service, or magazine of national circulation on specific assignment. As a general rule, field photo passes used for still photography will not be granted locker room access postgame.

**RADIO-TELEVISION:** In making requests for broadcast credentials, please specify requirements for spotters and/or statisticians.

**STADIUM ACCESS:** To get to INVESCO Field at Mile High, which is located at 17th Avenue and Bryant Street, take Interstate 25 to the INVESCO Field at Mile High Exit (Southbound, it is the 23rd Ave. Exit; Northbound it is the 17th Avenue Exit). The press entrance and media will call are located at the north tunnel of the stadium.

**DRIVING INSTRUCTIONS TO INVESCO FIELD AT MILE HIGH FROM DENVER INTERNATIONAL AIRPORT:** Exit airport on Pena Boulevard and continue to Interstate 70. Take Interstate 70 West to Interstate 25 South. Continue on I-25 South and exit at 23rd Ave. Go straight through the intersection onto a special frontage road, and then follow the directions to Lot H and I. **If you do not already have a parking pass in hand, you will not be able to gain access to the frontage road.**

**DRIVING INSTRUCTIONS TO DENVER INTERNATIONAL AIRPORT FROM INVESCO FIELD AT MILE HIGH:** Depending on your lot location, follow signs to Interstate 25 North. To do so you can take 20th Avenue East to Clay Street, turning left at Clay and proceeding to 23rd Avenue. Take a right at 23rd Avenue and continue to Interstate 25 entrances. Another route would be to follow Bryant Street (which runs north-south on the east side of the stadium) to 17th Avenue East, which will continue beneath an overpass and take you directly to I-25 North. Take I-25 North to I-70 East. Follow the signs to DIA. Please allow 45 minutes from INVESCO Field at Mile High to DIA.

**TRANSMISSION FACILITIES:** The Broncos provide 60 complimentary telephones in the visitors area of the working pressbox for use by members of the media. Only collect, credit card or third party billing calls can be made from these telephones. Should you wish a private telephone installed at your seat, please make arrangements in advance. The Broncos will be pleased to assign you a seat location and provide you with a contact for you to make the appropriate arrangements with the local telephone company.

**POST-GAME TRANSPORTATION:** Please advise Broncos PR personnel as soon as possible should you require transportation following the game. The amount of time you must wait will obviously decline as time goes by following the conclusion of the game. Should you wish to make your own arrangements, the numbers of local cab companies are 777-7777 and 333-3333.

## DENVER BRONCOS HIGHLIGHT VIDEO

The Denver Broncos highlight video for the 2007 season is titled "The Future Starts Now." It is available through NFL Films and can be obtained by calling (856) 778-1600. The NFL Films address is 330 Fellowship Road, Mt. Laurel, N.J. 08054.

## NATIONAL FOOTBALL LEAGUE PUBLIC RELATIONS DIRECTORS



### AMERICAN FOOTBALL CONFERENCE

Baltimore — Kevin Byrne .....	(410) 654-6200
Buffalo — Scott Berchtold.....	(716) 648-1800
Cincinnati — Jack Brennan .....	(513) 621-3550
Cleveland — Bill Bonsiewicz .....	(440) 891-5000
Denver — Jim Saccomano.....	(303) 649-9000
Houston — Tony Wyllie.....	(832) 667-2000
Indianapolis — Craig Kelley .....	(317) 297-2658
Jacksonville — Dan Edwards .....	(904) 633-6000
Kansas City — Bob Moore.....	(816) 920-9300
Miami — Harvey Greene .....	(954) 452-7000
New England — Stacey James.....	(508) 543-8200
New York Jets — Bruce Speight .....	(516) 560-8100
Oakland — Mike Taylor .....	(510) 864-5000
Pittsburgh — Dave Lockett .....	(412) 432-7800
San Diego — Bill Johnston .....	(858) 874-4500
Tennessee — Robbie Bohren .....	(615) 565-4000



### NATIONAL FOOTBALL CONFERENCE

Arizona — Mark Dalton.....	(602) 379-0101
Atlanta — Reggie Roberts.....	(770) 965-3115
Carolina — Charlie Dayton.....	(704) 358-7000
Chicago — Jim Christman .....	(847) 295-6600
Dallas — Rich Dalrymple .....	(972) 556-9900
Detroit — Matt Barnhart.....	(313) 216-4000
Green Bay — Jeff Blumb.....	(920) 569-7500
Minnesota — Bob Hagan .....	(952) 828-6500
New Orleans — Greg Bensen.....	(504) 733-0255
New York Giants — Pat Hanlon.....	(201) 935-8111
Philadelphia — Derek Boyko.....	(215) 463-2500
St. Louis — Rick Smith.....	(314) 982-7267
San Francisco — Aaron Salkin.....	(408) 562-4949
Seattle — Dave Pearson.....	(425) 827-9777
Tampa Bay — Jeff Kamis.....	(813) 870-2700
Washington — Zack Bolno.....	(703) 726-7000



## 2008 NFL REGULAR-SEASON SCHEDULE

(ALL TIMES LOCAL AT GAME SITE)

### WEEK ONE

#### Thursday, September 4

Washington at N.Y. Giants .....(NBC) 7:00p (ET)

#### Sunday, September 7

Detroit at Atlanta .....1:00p (ET)  
Cincinnati at Baltimore .....1:00p (ET)  
Seattle at Buffalo .....1:00p (ET)  
N.Y. Jets at Miami .....1:00p (ET)  
Kansas City at New England .....1:00p (ET)  
Tampa Bay at New Orleans .....12:00p (CT)  
St. Louis at Philadelphia .....1:00p (ET)  
Houston at Pittsburgh .....1:00p (ET)  
Jacksonville at Tennessee .....12:00p (CT)  
Dallas at Cleveland .....4:15p (ET)  
Carolina at San Diego .....1:15p (PT)  
Arizona at San Francisco .....1:15p (PT)  
Chicago at Indianapolis .....(NBC) 7:15p (CT)

#### Monday, September 8

Minnesota at Green Bay .....(ESPN) 6:00p (CT)  
**Denver at Oakland.....(ESPN) 7:15p (PT)**

### WEEK TWO

#### Sunday, September 14

Chicago at Carolina .....1:00p (ET)  
Tennessee at Cincinnati .....1:00p (ET)  
Green Bay at Detroit .....1:00p (ET)  
Buffalo at Jacksonville .....1:00p (ET)  
Oakland at Kansas City .....12:00p (CT)  
Indianapolis at Minnesota .....12:00p (CT)  
N.Y. Giants at St. Louis .....12:00p (CT)  
New Orleans at Washington .....1:00p (ET)  
San Francisco at Seattle .....1:05p (PT)  
Atlanta at Tampa Bay .....4:05p (ET)  
Miami at Arizona .....1:15p (MST)  
**San Diego at Denver.....2:15p (MT)**  
Baltimore at Houston .....3:15p (CT)  
New England at N.Y. Jets .....4:15p (ET)  
Pittsburgh at Cleveland.....(NBC) 8:15p (ET)

#### Monday, September 15

Philadelphia at Dallas .....(ESPN) 7:30p (CT)

### WEEK THREE

#### Sunday, September 21

Kansas City at Atlanta .....1:00p (ET)  
Oakland at Buffalo .....1:00p (ET)  
Tampa Bay at Chicago .....12:00p (CT)  
Carolina at Minnesota .....12:00p (CT)  
Miami at New England .....1:00p (ET)  
Cincinnati at N.Y. Giants .....1:00p (ET)  
Houston at Tennessee .....12:00p (CT)  
Arizona at Washington .....1:00p (ET)  
**New Orleans at Denver.....2:05p (MT)**  
Detroit at San Francisco .....1:05p (PT)  
St. Louis at Seattle .....1:05p (PT)  
Cleveland at Baltimore .....4:15p (ET)  
Jacksonville at Indianapolis.....4:15p (ET)

Pittsburgh at Philadelphia .....4:15p (ET)  
Dallas at Green Bay .....(NBC) 7:15p (CT)

#### Monday, September 22

N.Y. Jets at San Diego .....(ESPN) 5:30p (PT)

### WEEK FOUR

(Byes: Detroit, Indianapolis, Miami, New England, N.Y. Giants, Seattle)

#### Sunday, September 28

Atlanta at Carolina .....1:00p (ET)  
Cleveland at Cincinnati .....1:00p (ET)  
Houston at Jacksonville .....1:00p (ET)  
**Denver at Kansas City .....12:00p (CT)**  
San Francisco at New Orleans .....12:00p (CT)  
Arizona at N.Y. Jets .....1:00p (ET)  
Green Bay at Tampa Bay .....1:00p (ET)  
Minnesota at Tennessee .....12:00p (CT)  
San Diego at Oakland .....1:05p (PT)  
Buffalo at St. Louis .....3:05p (CT)  
Washington at Dallas .....3:15p (CT)  
Philadelphia at Chicago .....(NBC) 7:15p (CT)

#### Monday, September 29

Baltimore at Pittsburgh.....(ESPN) 8:30p (ET)

### WEEK FIVE

(Byes: Cleveland, N.Y. Jets, St. Louis, Oakland)

#### Sunday, October 5

Tennessee at Baltimore .....1:00p (ET)  
Kansas City at Carolina .....1:00p (ET)  
Chicago at Detroit .....1:00p (ET)  
Atlanta at Green Bay .....12:00p (CT)  
Indianapolis at Houston .....12:00p (CT)  
San Diego at Miami .....1:00p (ET)  
Seattle at N.Y. Giants .....1:00p (ET)  
Washington at Philadelphia.....1:00p (ET)  
**Tampa Bay at Denver.....2:05p (MT)**  
Buffalo at Arizona .....1:15p (MST)  
Cincinnati at Dallas .....3:15p (CT)  
New England at San Francisco.....1:15p (PT)  
Pittsburgh at Jacksonville.....(NBC) 8:15p (ET)

#### Monday, October 6

Minnesota at New Orleans .....(ESPN) 7:30p (CT)

### WEEK SIX

(Byes: Buffalo, Kansas City, Pittsburgh, Tennessee)

#### Sunday, October 12

Chicago at Atlanta .....1:00p (ET)  
Miami at Houston .....12:00p (CT)  
Baltimore at Indianapolis .....1:00p (ET)  
Detroit at Minnesota .....12:00p (CT)  
Oakland at New Orleans .....12:00p (CT)  
Cincinnati at N.Y. Jets .....1:00p (ET)  
Carolina at Tampa Bay .....1:00p (ET)  
St. Louis at Washington .....1:00p (ET)  
**Jacksonville at Denver .....2:05p (MT)**  
Dallas at Arizona .....1:15p (MST)  
Philadelphia at San Francisco .....1:15p (PT)

Green Bay at Seattle.....1:15p (PT)  
New England at San Diego .....(NBC) 5:15p (PT)

#### Monday, October 13

N.Y. Giants at Cleveland.....(ESPN) 8:30p (ET)

### WEEK SEVEN

(Byes: Arizona, Atlanta, Jacksonville, Philadelphia)

#### Sunday, October 19

San Diego at Buffalo .....1:00p (ET)  
New Orleans at Carolina .....1:00p (ET)  
Minnesota at Chicago .....12:00p (CT)  
Pittsburgh at Cincinnati .....1:00p (ET)  
Tennessee at Kansas City .....12:00p (CT)  
Baltimore at Miami .....1:00p (ET)  
San Francisco at N.Y. Giants .....1:00p (ET)  
Dallas at St. Louis .....12:00p (CT)  
Detroit at Houston .....3:05p (CT)  
Indianapolis at Green Bay .....3:15p (CT)  
N.Y. Jets at Oakland .....1:15p (PT)  
Cleveland at Washington .....4:15p (ET)  
Seattle at Tampa Bay .....(NBC) 8:15p (ET)

#### Monday, October 20

**Denver at New England.....(ESPN) 8:30p (ET)**

### WEEK EIGHT

(Byes: Chicago, Cincinnati, Denver, Green Bay, Houston, Minnesota)

#### Sunday, October 26

Oakland at Baltimore .....1:00p (ET)  
Arizona at Carolina .....1:00p (ET)  
Tampa Bay at Dallas .....12:00p (CT)  
Washington at Detroit .....1:00p (ET)  
Buffalo at Miami .....1:00p (ET)  
St. Louis at New England .....1:00p (ET)  
San Diego at New Orleans (London) .....5:00p (GMT)  
Kansas City at N.Y. Jets .....1:00p (ET)  
Atlanta at Philadelphia .....1:00p (ET)  
Cleveland at Jacksonville .....4:05p (ET)  
N.Y. Giants at Pittsburgh .....4:15p (PT)  
Seattle at San Francisco .....1:15p (PT)

#### Monday, October 27

Indianapolis at Tennessee .....(ESPN) 7:30p (CT)

### WEEK NINE

(Byes: Carolina, New Orleans, San Diego, San Francisco)

#### Sunday, November 2

N.Y. Jets at Buffalo .....1:00p (ET)  
Detroit at Chicago .....12:00p (CT)  
Jacksonville at Cincinnati .....1:00p (ET)  
Baltimore at Cleveland .....1:00p (ET)  
Tampa Bay at Kansas City .....12:00p (CT)  
Houston at Minnesota .....12:00p (CT)  
Arizona at St. Louis .....12:00p (CT)  
Green Bay at Tennessee .....12:00p (CT)  
**Miami at Denver.....2:05p (MT)**  
Dallas at N.Y. Giants .....4:15p (ET)  
Atlanta at Oakland .....1:15p (PT)  
Philadelphia at Seattle .....1:15p (PT)  
New England at Indianapolis .....(NBC) 8:15p (ET)

#### Monday, November 3

Pittsburgh at Washington .....(ESPN) 8:30p (ET)

### WEEK TEN

(Byes: Baltimore, Dallas, Tampa Bay, Washington)

#### Thursday, November 6

**Denver at Cleveland.....(NFLN) 8:15p (ET)**

#### Sunday, November 9

New Orleans at Atlanta .....1:00p (ET)  
Tennessee at Chicago .....12:00p (CT)  
Jacksonville at Detroit .....1:00p (ET)  
Cincinnati at Houston .....12:00p (CT)  
Seattle at Miami .....1:00p (ET)  
Green Bay at Minnesota .....12:00p (CT)  
Buffalo at New England .....1:00p (ET)  
St. Louis at N.Y. Jets .....1:00p (ET)  
Carolina at Oakland .....1:05p (PT)  
Indianapolis at Pittsburgh .....4:15p (ET)  
Kansas City at San Diego .....1:15p (PT)  
N.Y. Giants at Philadelphia.....(NBC) 8:15p (ET)

#### Monday, November 10

San Francisco at Arizona .....(ESPN) 6:30p (MT)

### WEEK ELEVEN

#### Thursday, November 13

N.Y. Jets at New England.....(NFLN) 8:15p (ET)

#### Sunday, November 16

**Denver at Atlanta.....1:00p (ET)**  
Detroit at Carolina .....1:00p (ET)  
Philadelphia at Cincinnati .....1:00p (ET)  
Chicago at Green Bay .....12:00p (CT)  
Houston at Indianapolis .....1:00p (ET)  
Tennessee at Jacksonville .....1:00p (ET)  
New Orleans at Kansas City .....12:00p (CT)  
Oakland at Miami .....1:00p (ET)  
Baltimore at N.Y. Giants .....1:00p (ET)  
Minnesota at Tampa Bay .....1:00p (ET)  
St. Louis at San Francisco .....1:05p (PT)  
Arizona at Seattle .....1:05p (PT)  
San Diego at Pittsburgh .....4:15p (ET)  
Dallas at Washington\* .....(NBC) 8:15p (ET)

#### Monday, November 17

Cleveland at Buffalo .....(ESPN) 8:30p (ET)

### WEEK TWELVE

#### Thursday, November 20

Cincinnati at Pittsburgh .....(NFLN) 8:15p (ET)

#### Sunday, November 23

Carolina at Atlanta .....1:00p (ET)  
Philadelphia at Baltimore .....1:00p (ET)  
Houston at Cleveland .....1:00p (ET)  
San Francisco at Dallas .....12:00p (CT)  
Tampa Bay at Detroit .....1:00p (ET)  
Minnesota at Jacksonville .....1:00p (ET)  
Buffalo at Kansas City .....12:00p (CT)  
New England at Miami .....1:00p (ET)  
Chicago at St. Louis .....12:00p (CT)  
N.Y. Jets at Tennessee .....12:00p (CT)  
**Oakland at Denver .....2:05p (MT)**  
N.Y. Giants at Arizona .....2:15p (MT)

Washington at Seattle .....1:15p (PT)  
Indianapolis at San Diego\*.....(NBC) 5:15p (PT)

**Monday, November 24**

Green Bay at New Orleans.....(ESPN) 7:30p (CT)

**WEEK THIRTEEN**

**Thursday, November 27**

Tennessee at Detroit .....(CBS) 12:30p (ET)  
Seattle at Dallas .....(FOX) 3:15p (CT)  
Arizona at Philadelphia .....(NFLN) 8:15p (ET)

**Sunday, November 30**

San Francisco at Buffalo .....1:00p (ET)  
Baltimore at Cincinnati.....1:00p (ET)  
Indianapolis at Cleveland .....1:00p (ET)  
Carolina at Green Bay .....12:00p (CT)  
**Denver at N.Y. Jets .....1:00p (ET)**  
Miami at St. Louis.....12:00p (CT)  
New Orleans at Tampa Bay .....1:00p (ET)  
N.Y. Giants at Washington.....1:00p (ET)  
Atlanta at San Diego .....1:05p (PT)  
Pittsburgh at New England.....4:15p (ET)  
Kansas City at Oakland .....1:15p (PT)  
Chicago at Minnesota\*.....(NBC) 7:15p (CT)

**Monday, December 1**

Jacksonville at Houston .....(ESPN) 7:30p (CT)

**WEEK FOURTEEN**

**Thursday, December 4**

Oakland at San Diego .....(NFLN) 5:15p (PT)

**Sunday, December 7**

Washington at Baltimore.....1:00p (ET)  
Jacksonville at Chicago.....12:00p (CT)  
Minnesota at Detroit.....1:00p (ET)  
Houston at Green Bay .....12:00p (CT)  
Cincinnati at Indianapolis .....1:00p (ET)  
Atlanta at New Orleans.....12:00p (CT)  
Philadelphia at N.Y. Giants .....1:00p (ET)  
Cleveland at Tennessee.....12:00p (CT)  
Miami at Buffalo (Toronto).....4:05p (ET)  
**Kansas City at Denver .....2:05p (MT)**  
N.Y. Jets at San Francisco.....1:05p (PT)  
St. Louis at Arizona.....2:15p (MT)  
Dallas at Pittsburgh.....4:15p (ET)  
New England at Seattle\*.....(NBC) 5:15p (PT)

**Monday, December 8**

Tampa Bay at Carolina.....(ESPN) 8:30p (ET)

**WEEK FIFTEEN**

**Thursday, December 11**

New Orleans at Chicago .....(NFLN) 7:15p (CT)

**Sunday, December 14**

Tampa Bay at Atlanta.....1:00p (ET)  
Pittsburgh at Baltimore.....1:00p (ET)  
**Denver at Carolina .....1:00p (ET)**  
Washington at Cincinnati.....1:00p (ET)  
Tennessee at Houston.....12:00p (CT)  
Detroit at Indianapolis.....1:00p (ET)

Green Bay at Jacksonville .....1:00p (ET)  
San Diego at Kansas City.....12:00p (CT)  
San Francisco at Miami.....1:00p (ET)  
Buffalo at N.Y. Jets .....1:00p (ET)  
Seattle at St. Louis.....12:00p (CT)  
Minnesota at Arizona .....2:05p (MT)  
New England at Oakland .....1:15p (PT)  
N.Y. Giants at Dallas\*.....(NBC) 7:15p (CT)

**Monday, December 15**

Cleveland at Philadelphia.....(ESPN) 8:30p (ET)

**WEEK SIXTEEN**

**Thursday, December 18**

Indianapolis at Jacksonville .....(NFLN) 8:15p (ET)

**Saturday, December 20**

Baltimore at Dallas .....(NFLN) 7:15p (CT)

**Sunday, December 21**

Cincinnati at Cleveland .....1:00p (ET)  
New Orleans at Detroit.....1:00p (ET)  
Miami at Kansas City .....12:00p (CT)  
Atlanta at Minnesota .....12:00p (CT)  
Arizona at New England .....1:00p (ET)  
Carolina at N.Y. Giants .....1:00p (ET)  
San Francisco at St. Louis.....12:00p (CT)  
Pittsburgh at Tennessee.....12:00p (CT)  
Philadelphia at Washington.....1:00p (ET)  
**Buffalo at Denver.....2:05p (MT)**  
Houston at Oakland .....1:05p (PT)  
N.Y. Jets at Seattle.....1:05p (PT)  
San Diego at Tampa Bay\*.....(NBC) 8:15p (ET)

**Monday, December 22**

Green Bay at Chicago.....(ESPN) 7:30p (CT)

**WEEK SEVENTEEN**

**Sunday, December 28**

St. Louis at Atlanta .....1:00p (ET)  
Jacksonville at Baltimore .....1:00p (ET)  
New England at Buffalo .....1:00p (ET)  
Kansas City at Cincinnati .....1:00p (ET)  
Detroit at Green Bay .....12:00p (CT)  
Chicago at Houston .....12:00p (CT)  
Tennessee at Indianapolis .....1:00p (ET)  
N.Y. Giants at Minnesota .....12:00p (CT)  
Carolina at New Orleans .....12:00p (CT)  
Miami at N.Y. Jets .....1:00p (ET)  
Dallas at Philadelphia .....1:00p (ET)  
Cleveland at Pittsburgh .....1:00p (ET)  
Oakland at Tampa Bay .....1:00p (ET)  
Seattle at Arizona .....2:15p (MT)  
**Denver at San Diego .....1:15p (PT)**  
Washington at San Francisco .....1:15p (PT)

\* — Sunday night games in Weeks 11-17 subject to change via the league's Flexible Scheduling Policy.

**2008 NFL POSTSEASON SCHEDULE**

**Saturday, January 3, 2009**

AFC and NFC Wild Card Playoffs (NBC)

**Sunday, January 4, 2009**

AFC and NFC Wild Card Playoffs (CBS and FOX)

**Saturday, January 10, 2009**

AFC and NFC Divisional Playoffs (CBS and FOX)

**Sunday, January 11, 2009**

AFC and NFC Divisional Playoffs (CBS and FOX)

**Sunday, January 18, 2009**

AFC and NFC Championship Games (CBS and FOX)

**Sunday, February 1, 2009**

Super Bowl XLIII at Raymond James Stadium,  
Tampa, Fla. (NBC)

**Saturday, February 8, 2009**

AFC-NFC Pro Bowl in Honolulu (NBC)

**2008 NFL PRESEASON SCHEDULE**

**HALL OF FAME WEEKEND**

**Sunday, August 3**

Indianapolis at Washington .....(NBC) 8:00p (ET)

**WEEK ONE**

**Thursday, August 7**

New Orleans at Arizona .....(ESPN) 5:00p (MST)  
Baltimore at New England .....7:30p (ET)  
Kansas City at Chicago .....7:00p (CT)  
NY Giants at Detroit .....7:00p (ET)  
NY Jets at Cleveland .....7:30p (ET)

**Friday, August 8**

Philadelphia at Pittsburgh .....7:30p (ET)  
Seattle at Minnesota .....7:00p (CT)  
San Francisco at Oakland .....7:00p (PT)

**Saturday, August 9**

Atlanta at Jacksonville .....7:30p (ET)  
Buffalo at Washington .....7:00p (ET)  
Dallas at San Diego .....7:00p (PT)  
**Denver at Houston .....7:00p (CT)**  
Indianapolis at Carolina .....7:30p (ET)  
St. Louis at Tennessee .....7:00p (CT)  
Tampa Bay at Miami .....7:30p (ET)

**Monday, August 11**

Cincinnati at Green Bay .....(ESPN) 7:00p (CT)

**WEEK TWO**

**Thursday, August 14**

Carolina at Philadelphia.....(FOX) 8:00p (ET)  
Pittsburgh at Buffalo (Toronto) .....7:30p (ET)

**Saturday, August 16**

Oakland at Tennessee .....(FOX) 7:00p (CT)  
Arizona at Kansas City .....7:00p (CT)  
Chicago at Seattle .....6:00p (PT)  
**Dallas at Denver .....7:00p (MT)**

Green Bay at San Francisco .....6:00p (PT)  
Houston at New Orleans .....7:00p (CT)  
San Diego at St. Louis .....7:00p (CT)  
Indianapolis at Atlanta .....7:30p (ET)  
Miami at Jacksonville .....7:30p (ET)  
Minnesota at Baltimore .....7:30p (ET)

**Sunday, August 17**

New England at Tampa Bay .....(NFLN) 8:00p (ET)  
Detroit at Cincinnati .....7:35p (ET)

**Monday, August 18**

Cleveland at NY Giants.....(ESPN) (8:00p (ET)

**WEEK THREE**

**Thursday, August 21**

San Francisco at Chicago .....(FOX) 7:00 (CT)

**Friday, August 22**

Houston at Dallas .....(CBS) 7:00p (CT)  
**Green Bay at Denver .....7:00p (MT)**  
Philadelphia at New England .....7:30p (ET)  
Tennessee at Atlanta .....7:30p (ET)

**Saturday, August 23**

Pittsburgh at Minnesota .....(CBS) 7:00p (CT)  
Baltimore at St. Louis .....7:00p (CT)  
Cleveland at Detroit .....4:00p (ET)  
Jacksonville at Tampa Bay .....7:30p (ET)  
Kansas City at Miami .....7:30p (ET)  
New Orleans at Cincinnati .....7:35p (ET)  
NY Giants at NY Jets .....7:00p (ET)  
Washington at Carolina .....7:00p (ET)  
Arizona at Oakland .....6:00p (PT)

**Sunday, August 24**

Buffalo at Indianapolis .....(NFLN) 8:00p (ET)

**Monday, August 25**

Seattle at San Diego .....(ESPN) 5:00p (PT)

**WEEK FOUR**

**Thursday, August 28**

Detroit at Buffalo .....6:30p (ET)  
Jacksonville at Washington .....(NBC) 7:00p (ET)  
Atlanta at Baltimore .....7:30p (ET)  
Carolina at Pittsburgh .....7:30p (ET)  
Chicago at Cleveland .....7:30p (ET)  
Cincinnati at Indianapolis .....7:00p (ET)  
Miami at New Orleans .....7:00p (CT)  
Minnesota at Dallas .....7:00p (CT)  
New England at NY Giants .....7:00p (ET)  
NY Jets at Philadelphia .....6:30p (ET)  
St. Louis at Kansas City .....7:00p (CT)  
Tampa Bay at Houston .....7:00p (CT)  
Tennessee at Green Bay .....7:00p (CT)

**Friday, August 29**

**Denver at Arizona .....7:00p (MST)**  
Oakland at Seattle .....7:00p (PT)  
San Diego at San Francisco .....7:00p (PT)

## 2008 AFC-NFC INTERCONFERENCE GAMES

### WEEK ONE — SEPT. 4-8

Seattle at Buffalo (9/7)	1:00p (ET)
Dallas at Cleveland (9/7)	4:15p (ET)
Carolina at San Diego (9/7)	1:15p (PT)
Chicago at Indianapolis (9/7)	(NBC) 8:15p (ET)

### WEEK TWO — SEPT. 14-15

Indianapolis at Minnesota (9/14)	12:00p (CT)
Miami at Arizona (9/14)	1:15p (MST)

### WEEK THREE — SEPT. 21-22

Kansas City at Atlanta (9/21)	1:00p (ET)
Cincinnati at N.Y. Giants (9/21)	1:00p (ET)
<b>New Orleans at Denver (9/21)</b>	<b>2:05p (MT)</b>
Pittsburgh at Philadelphia (9/21)	4:15p (ET)

### WEEK FOUR — SEPT. 28-29

Arizona at N.Y. Jets (9/28)	1:00p (ET)
Minnesota at Tennessee (9/28)	12:00p (CT)
Buffalo at St. Louis (9/28)	3:05p (CT)

### WEEK FIVE — OCT. 5-6

Kansas City at Carolina (10/5)	1:00p (ET)
<b>Tampa Bay at Denver (10/5)</b>	<b>2:05p (MT)</b>
Buffalo at Arizona (10/5)	1:15p (MST)
Cincinnati at Dallas (10/5)	3:15p (CT)
New England at San Francisco (10/5)	1:15p (PT)

### WEEK SIX — OCT. 12-13

Oakland at New Orleans (10/12)	12:00p (CT)
--------------------------------	-------------

### WEEK SEVEN — OCT. 19-20

Detroit at Houston (10/19)	3:05p (CT)
Indianapolis at Green Bay (10/19)	3:15p (CT)
Cleveland at Washington (10/19)	4:15p (ET)

### WEEK EIGHT — OCT. 26-27

St. Louis at New England (10/26)	1:00p (ET)
San Diego at New Orleans (London) (10/26)	5:00p (GMT)
N.Y. Giants at Pittsburgh (10/26)	4:15p (ET)

### WEEK NINE — NOV. 2-3

Tampa Bay at Kansas City (11/2)	12:00p (CT)
Houston at Minnesota (11/2)	12:00p (CT)
Green Bay at Tennessee (11/2)	12:00p (CT)
Atlanta at Oakland (11/2)	1:15p (PT)
Pittsburgh at Washington (11/3)	(ESPN) 8:30p (ET)

### WEEK TEN — NOV. 6-10

Tennessee at Chicago (11/9)	12:00p (CT)
Jacksonville at Detroit (11/9)	1:00p (ET)
Seattle at Miami (11/9)	1:00p (ET)
St. Louis at N.Y. Jets (11/9)	1:00p (ET)
Carolina at Oakland (11/9)	1:05p (PT)

### WEEK ELEVEN — NOV. 13-17

<b>Denver at Atlanta (11/16)</b>	<b>1:00p (ET)</b>
Philadelphia at Cincinnati (11/16)	1:00p (ET)
New Orleans at Kansas City (11/16)	12:00p (CT)
Oakland at Miami (11/16)	1:00p (ET)
Baltimore at N.Y. Giants (11/16)	1:00p (ET)

### WEEK TWELVE — NOV. 20-24

Philadelphia at Baltimore (11/23)	1:00p (ET)
Minnesota at Jacksonville (11/23)	1:00p (ET)

### WEEK THIRTEEN — NOV. 27-DEC. 1

Tennessee at Detroit (11/27)	(CBS) 12:30p (ET)
San Francisco at Buffalo (11/30)	1:00p (ET)
Miami at St. Louis (11/30)	12:00p (CT)
Atlanta at San Diego (11/30)	1:05p (PT)

### WEEK FOURTEEN — DEC. 4-8

Washington at Baltimore (12/7)	1:00p (ET)
Jacksonville at Chicago (12/7)	12:00p (CT)
Houston at Green Bay (12/7)	12:00p (CT)
N.Y. Jets at San Francisco (12/7)	1:05p (PT)
Dallas at Pittsburgh (12/7)	4:15p (ET)
New England at Seattle* (12/7)	5:15p (PT)

### WEEK FIFTEEN — DEC. 11-15

<b>Denver at Carolina (12/14)</b>	<b>1:00p (ET)</b>
Washington at Cincinnati (12/14)	1:00p (ET)
Detroit at Indianapolis (12/14)	1:00p (ET)
Green Bay at Jacksonville (12/14)	1:00p (ET)
San Francisco at Miami (12/14)	1:00p (ET)
Cleveland at Philadelphia (12/15)	(ESPN) 8:30p (ET)

### WEEK SIXTEEN — DEC. 18-22

Baltimore at Dallas (12/20)	(NFLN) 7:15p (CT)
Arizona at New England (12/21)	1:00p (ET)
N.Y. Jets at Seattle (12/21)	1:05p (PT)
San Diego at Tampa Bay* (12/21)	(NBC) 8:15p (ET)

### WEEK SEVENTEEN — DEC. 28

Chicago at Houston (12/28)	12:00p (CT)
Oakland at Tampa Bay (12/28)	1:00p (ET)

\* — Sunday night games in Weeks 11-17 subject to change via the league's Flexible Scheduling Policy.

## 2008 NATIONAL TELEVISION GAMES

### REGULAR SEASON

<b>Thursday, Sept. 4</b>	Washington at N.Y. Giants	(NBC) 7:00p (ET)
<b>Sunday, Sept. 7</b>	Chicago at Indianapolis	(NBC) 7:15p (CT)
<b>Monday, Sept. 8</b>	Minnesota at Green Bay	(ESPN) 6:00p (CT)
<b>Monday, Sept. 8</b>	<b>Denver at Oakland</b>	<b>(ESPN) 7:15p (PT)</b>
<b>Sunday, Sept. 14</b>	Pittsburgh at Cleveland	(NBC) 8:15p (ET)
<b>Monday, Sept. 15</b>	Philadelphia at Dallas	(ESPN) 7:30p (CT)
<b>Sunday, Sept. 21</b>	Dallas at Green Bay	(NBC) 7:15p (CT)
<b>Monday, Sept. 22</b>	N.Y. Jets at San Diego	(ESPN) 5:30p (PT)
<b>Sunday, Sept. 28</b>	Philadelphia at Chicago	(NBC) 7:15p (CT)
<b>Monday, Sept. 29</b>	Baltimore at Pittsburgh	(ESPN) 8:30p (ET)
<b>Sunday, Oct. 5</b>	Pittsburgh at Jacksonville	(NBC) 8:15p (ET)
<b>Monday, Oct. 6</b>	Minnesota at New Orleans	(ESPN) 7:30p (CT)
<b>Sunday, Oct. 12</b>	New England at San Diego	(NBC) 5:15p (PT)
<b>Monday, Oct. 13</b>	N.Y. Giants at Cleveland	(ESPN) 8:30p (ET)
<b>Sunday, Oct. 19</b>	Seattle at Tampa Bay	(NBC) 8:15p (ET)
<b>Monday, Oct. 20</b>	<b>Denver at New England</b>	<b>(ESPN) 8:30p (ET)</b>
<b>Monday, Oct. 27</b>	Indianapolis at Tennessee	(ESPN) 7:30p (CT)
<b>Sunday, Nov. 2</b>	New England at Indianapolis	(NBC) 8:15p (ET)
<b>Monday, Nov. 3</b>	Pittsburgh at Washington	(ESPN) 8:30p (ET)
<b>Thursday, Nov. 6</b>	<b>Denver at Cleveland</b>	<b>(NFLN) 8:15p (ET)</b>
<b>Sunday, Nov. 9</b>	N.Y. Giants at Philadelphia	(NBC) 8:15p (ET)
<b>Monday, Nov. 10</b>	San Francisco at Arizona	(ESPN) 6:30p (MT)
<b>Thursday, Nov. 13</b>	N.Y. Jets at New England	(NFLN) 8:15p (ET)
<b>Sunday, Nov. 16</b>	Dallas at Washington*	(NBC) 8:15p (ET)
<b>Monday, Nov. 17</b>	Cleveland at Buffalo	(ESPN) 8:30p (ET)
<b>Thursday, Nov. 20</b>	Cincinnati at Pittsburgh	(NFLN) 8:15p (ET)
<b>Sunday, Nov. 23</b>	Indianapolis at San Diego*	(NBC) 5:15p (PT)
<b>Monday, Nov. 24</b>	Green Bay at New Orleans	(ESPN) 7:30p (CT)
<b>Thursday, Nov. 27</b>	Tennessee at Detroit	(CBS) 12:30p (ET)
<b>Thursday, Nov. 27</b>	Seattle at Dallas	(FOX) 3:15p (CT)
<b>Thursday, Nov. 27</b>	Arizona at Philadelphia	(NFLN) 8:15p (ET)
<b>Sunday, Nov. 30</b>	Chicago at Minnesota*	(NBC) 7:15p (CT)
<b>Monday, Dec. 1</b>	Jacksonville at Houston	(ESPN) 7:30p (CT)
<b>Thursday, Dec. 4</b>	Oakland at San Diego	(NFLN) 5:15p (PT)
<b>Sunday, Dec. 7</b>	New England at Seattle*	(NBC) 5:15p (PT)
<b>Monday, Dec. 8</b>	Tampa Bay at Carolina	(ESPN) 8:30p (ET)
<b>Thursday, Dec. 11</b>	New Orleans at Chicago	(NFLN) 7:15p (CT)
<b>Sunday, Dec. 14</b>	N.Y. Giants at Dallas*	(NBC) 7:15p (CT)
<b>Monday, Dec. 15</b>	Cleveland at Philadelphia	(ESPN) 8:30p (ET)
<b>Thursday, Dec. 18</b>	Indianapolis at Jacksonville	(NFLN) 8:15p (ET)
<b>Saturday, Dec. 20</b>	Baltimore at Dallas	(NFLN) 7:15p (CT)
<b>Sunday, Dec. 21</b>	San Diego at Tampa Bay*	(NBC) 8:15p (ET)
<b>Monday, Dec. 22</b>	Green Bay at Chicago	(ESPN) 7:30p (CT)

\* — Sunday night games in Weeks 11-17 subject to change via the league's Flexible Scheduling Policy.

### 2007 BRONCOS IN PRIMETIME

The Broncos posted a 2-3 record in night games during the 2007 season. Denver appeared three times on *Monday Night Football*, posting a 1-2 record in those games with a win against Tennessee and losses against Green Bay and at San Diego. The club also won on *Sunday Night Football* against Pittsburgh and suffered a *Thursday Night Football* defeat at Houston.



# 2008 DENVER BRONCOS COMPOSITE SCHEDULE



Wk.	1 - at Oakland (9/8)	2 - vs. San Diego (9/14)	3 - vs. New Orleans (9/21)	4 - at Kansas City (9/28)	5 - vs. Tampa Bay (10/5)	6 - vs. Jacksonville (10/12)	7 - at New England (10/20)	8 - vs. Miami (11/2)
1	Sep 8 vs. Denver (Mon.)	Sep 14 at Carolina	Sep 7 vs. Tampa Bay	Sep 7 at New England	Sep 7 at New Orleans	Sep 7 at Tennessee	Sep 7 vs. Kansas City	Sep 7 vs. N.Y. Jets
2	Sep 14 at Kansas City	Sep 14 at Denver	Sep 14 at Washington	Sep 14 vs. Oakland	Sep 14 vs. Atlanta	Sep 14 vs. Buffalo	Sep 14 at N.Y. Jets	Sep 14 at Arizona
3	Sep 21 at Buffalo	Sep 22 vs. N.Y. Jets (Mon.)	Sep 21 at Atlanta	Sep 21 at Atlanta	Sep 21 at Chicago	Sep 21 at Indianapolis	Sep 21 vs. Miami	Sep 21 at New England
4	Sep 28 vs. San Diego	Sep 28 at Oakland	Sep 28 vs. San Francisco	Sep 28 vs. Denver	Sep 28 vs. Green Bay	Sep 28 vs. Houston	Sep 28 BYE WEEK	Sep 28 BYE WEEK
5	Oct 5 BYE WEEK	Oct 5 at Miami	Oct 6 vs. Minnesota (Mon.)	Oct 5 at Carolina	Oct 5 at Denver	Oct 5 vs. Pittsburgh	Oct 5 at San Francisco	Oct 5 vs. San Diego
6	Oct 12 at New Orleans	Oct 12 vs. New England	Oct 12 vs. Oakland	Oct 12 BYE WEEK	Oct 12 vs. Carolina	Oct 12 at Denver	Oct 12 at San Diego	Oct 12 at Houston
7	Oct 19 vs. N.Y. Jets	Oct 19 at Buffalo	Oct 19 at Carolina	Oct 19 vs. Tennessee	Oct 19 vs. Seattle	Oct 19 BYE WEEK	Oct 20 vs. Denver (Mon.)	Oct 19 at Baltimore
8	Oct 26 at Baltimore	Oct 26 at New Orleans (Eng.)	Oct 26 vs. San Diego (Eng.)	Oct 26 at N.Y. Jets	Oct 26 at Dallas	Oct 26 vs. Cleveland	Oct 26 vs. St. Louis	Oct 26 vs. Buffalo
9	Nov 2 vs. Atlanta	Nov 2 BYE WEEK	Nov 2 vs. Tampa Bay	Nov 2 vs. Tampa Bay	Nov 2 at Kansas City	Nov 2 at Cincinnati	Nov 2 at Indianapolis	Nov 2 at Denver
10	Nov 9 vs. Carolina	Nov 9 vs. Kansas City	Nov 9 at Atlanta	Nov 9 at San Diego	Nov 9 BYE WEEK	Nov 9 at Detroit	Nov 9 vs. Buffalo	Nov 9 vs. Seattle
11	Nov 16 at Miami	Nov 16 at Pittsburgh	Nov 16 at Kansas City	Nov 16 vs. New Orleans	Nov 16 vs. Minnesota	Nov 16 vs. Tennessee	Nov 13 vs. N.Y. Jets (Thu.)	Nov 16 vs. Oakland
12	Nov 23 at Denver	Nov 23 vs. Indianapolis	Nov 24 vs. Green Bay (Mon.)	Nov 23 vs. Buffalo	Nov 23 at Detroit	Nov 23 vs. Minnesota	Nov 23 at Miami	Nov 23 vs. New England
13	Nov 30 vs. Kansas City	Nov 30 vs. Atlanta	Nov 30 at Tampa Bay	Nov 30 at Oakland	Nov 30 vs. New Orleans	Dec 1 at Houston (Mon.)	Nov 30 at St. Louis	Nov 30 at Buffalo (Toronto)
14	Dec 4 at San Diego (Thu.)	Dec 4 vs. Oakland (Thu.)	Dec 7 vs. Atlanta	Dec 7 at Denver	Dec 8 at Carolina (Mon.)	Dec 7 at Chicago	Dec 7 at Seattle	Dec 7 at Buffalo (Toronto)
15	Dec 14 vs. New England	Dec 14 at Kansas City	Dec 11 at Chicago (Thu.)	Dec 14 vs. San Diego	Dec 14 at Atlanta	Dec 14 vs. Green Bay	Dec 14 at Oakland	Dec 14 vs. San Francisco
16	Dec 21 vs. Houston	Dec 21 at Tampa Bay	Dec 21 at Detroit	Dec 21 vs. Miami	Dec 21 vs. San Diego	Dec 18 vs. Indianapolis (Thu.)	Dec 21 vs. Arizona	Dec 21 at Kansas City
17	Dec 28 at Tampa Bay	Dec 28 vs. Denver	Dec 28 vs. Carolina	Dec 28 at Cincinnati	Dec 28 vs. Oakland	Dec 28 at Baltimore	Dec 28 at Buffalo	Dec 28 at N.Y. Jets
Wk.	9 - at Cleveland (11/6)	10 - at Atlanta (11/16)	11 - vs. Oakland (11/23)	12 - at N.Y. Jets (11/30)	13 - vs. Kansas City (12/7)	14 - at Carolina (12/14)	15 - vs. Buffalo (12/21)	16 - at San Diego (12/28)
1	Sep 7 vs. Dallas	Sep 7 vs. Detroit	Sep 8 vs. Denver (Mon.)	Sep 7 at Miami	Sep 7 at New England	Sep 7 at San Diego	Sep 7 vs. Seattle	Sep 7 vs. Carolina
2	Sep 14 vs. Pittsburgh	Sep 14 at Tampa Bay	Sep 14 at Kansas City	Sep 14 vs. New England	Sep 14 vs. Oakland	Sep 14 vs. Chicago	Sep 14 at Jacksonville	Sep 14 at Denver
3	Sep 21 at Baltimore	Sep 21 vs. Kansas City	Sep 21 at Buffalo	Sep 22 at San Diego (Mon.)	Sep 21 at Atlanta	Sep 21 at Minnesota	Sep 21 vs. Oakland	Sep 22 vs. N.Y. Jets (Mon.)
4	Sep 28 at Cincinnati	Sep 28 at Carolina	Sep 28 vs. San Diego	Sep 28 vs. Arizona	Sep 28 vs. Denver	Sep 28 vs. Atlanta	Sep 28 at St. Louis	Sep 28 at Oakland
5	Oct 5 BYE WEEK	Oct 5 at Green Bay	Oct 5 BYE WEEK	Oct 5 BYE WEEK	Oct 5 at Carolina	Oct 5 vs. Kansas City	Oct 5 at Arizona	Oct 5 at Miami
6	Oct 13 vs. N.Y. Giants (Mon.)	Oct 12 vs. Chicago	Oct 12 at New Orleans	Oct 12 vs. Cincinnati	Oct 12 BYE WEEK	Oct 12 at Tampa Bay	Oct 12 BYE WEEK	Oct 12 vs. New England
7	Oct 19 at Washington	Oct 19 vs. N.Y. Jets	Oct 19 at Oakland	Oct 19 at Oakland	Oct 19 vs. Tennessee	Oct 19 vs. New Orleans	Oct 19 vs. San Diego	Oct 19 at Buffalo
8	Oct 26 at Jacksonville	Oct 26 at Philadelphia	Oct 26 at Baltimore	Oct 26 vs. Kansas City	Oct 26 at N.Y. Jets	Oct 26 vs. Arizona	Oct 26 at Miami	Oct 26 at New Orleans (Eng.)
9	Nov 2 vs. Baltimore	Nov 2 at Oakland	Nov 2 vs. Atlanta	Nov 2 at Buffalo	Nov 2 vs. Tampa Bay	Nov 2 BYE WEEK	Nov 2 vs. N.Y. Jets	Nov 2 BYE WEEK
10	Nov 6 vs. Denver (Thu.)	Nov 9 vs. New Orleans	Nov 9 vs. Carolina	Nov 9 vs. St. Louis	Nov 9 at San Diego	Nov 9 at Oakland	Nov 9 vs. Kansas City	Nov 9 vs. Kansas City
11	Nov 17 at Buffalo (Mon.)	Nov 16 at Carolina	Nov 16 at Miami	Nov 13 at New England (Thu.)	Nov 16 vs. New Orleans	Nov 16 vs. Detroit	Nov 17 vs. Cleveland (Mon.)	Nov 16 at Pittsburgh
12	Nov 23 vs. Houston	Nov 23 vs. Carolina	Nov 23 at Denver	Nov 23 at Tennessee	Nov 23 vs. Buffalo	Nov 23 at Atlanta	Nov 23 at Kansas City	Nov 23 vs. Indianapolis
13	Nov 30 vs. Indianapolis	Nov 30 at San Diego	Nov 30 vs. Kansas City	Nov 30 vs. Denver	Nov 30 at Oakland	Nov 30 at Green Bay (Mon.)	Nov 30 vs. San Francisco	Nov 30 vs. Atlanta
14	Dec 7 at Tennessee	Dec 7 at New Orleans	Dec 4 at San Diego (Thu.)	Dec 7 at San Francisco	Dec 7 at Denver	Dec 8 vs. Tampa Bay (Mon.)	Dec 7 vs. Miami (Toronto)	Dec 4 vs. Oakland (Thu.)
15	Dec 15 at Philadelphia (Mon.)	Dec 14 vs. Tampa Bay	Dec 14 vs. New England	Dec 14 vs. Buffalo	Dec 14 vs. San Diego	Dec 14 at N.Y. Jets	Dec 14 at N.Y. Jets	Dec 14 at Kansas City
16	Dec 21 at Minnesota	Dec 21 at Cincinnati	Dec 21 vs. Houston	Dec 21 at Seattle	Dec 21 vs. Miami	Dec 21 at N.Y. Giants	Dec 21 at Denver	Dec 21 at Tampa Bay
17	Dec 28 at Pittsburgh	Dec 28 vs. St. Louis	Dec 28 at Tampa Bay	Dec 28 vs. Miami	Dec 28 at Cincinnati	Dec 28 at New Orleans	Dec 28 vs. New England	Dec 28 vs. Denver

## 2008 PROMOTIONAL DATES

Fans in attendance at Denver Broncos home games during the 2008 regular season will receive special promotional items when they enter INVESCO Field at Mile High:

DATE	OPPONENT	PROMOTIONAL ITEM	DISTRIBUTION
Sept. 14	San Diego	Magnetic Schedules courtesy of Bud Light	All fans 21 and over
Sept. 21	New Orleans	License Plate Frames courtesy of Comcast	1st 50,000 fans
Oct. 5	Tampa Bay	Commemorative Keepsakes courtesy of U.S. Bank	All fans
Oct. 12	Jacksonville	Posters courtesy of Coke Zero	All fans
Nov. 2	Miami	Calendars courtesy of Oroweat	All fans
Nov. 23	Oakland	Baseball Caps courtesy of Denver Mattress Company	1st 30,000 fans
Dec. 7	Kansas City	Koozies courtesy of Coors Light	1st 50,000 fans 21 and over
Dec. 21	Buffalo	Team photos courtesy of 7-Eleven	All fans

All promotional dates are tentative and subject to change without notice.

## NOTES