

BRONCOS

2012 MEDIA GUIDE



ROD SMITH

RING OF FAME CLASS OF 2012
SEE FULL BIO ON PAGE 596



Executive Offices and Training Facility

13655 Broncos Parkway • Englewood, CO 80112
Telephone: (303) 649-9000 • FAX: (303) 264-5561
www.DenverBroncos.com

Media Relations

Patrick Smyth, Executive Director of Media Relations: (303) 264-5536 • patrick.smyth@broncos.nfl.net
Rebecca Villanueva, Media Services Manager: (303) 264-5598 • rebecca.villanueva@broncos.nfl.net
Erich Schubert, Media Relations Coordinator: (303) 264-5503 • erich.schubert@broncos.nfl.net

<http://media.denverbroncos.com>

Sports Authority Field at Mile High

1701 Bryant St. • Denver, CO 80204

Broncos Ticket Office
Suite 100
(720) 258-3333

Broncos Marketing Department
Suite 900
(720) 258-3100

Stadium Management Co.
Suite 700
(720) 258-3000

2012 DENVER BRONCOS SCHEDULE

(all times local at site)

PRESEASON

Wk.	Day	Date	Opponent	Site	Time	TV
1	Thu.	Aug. 9	at Chicago	Soldier Field	7:30 p.m. CDT	KTVD-TV
2	Sat.	Aug. 18	SEATTLE	Sports Authority Field at Mile High	7 p.m. MDT	KUSA-TV
3	Sun.	Aug. 26	SAN FRANCISCO	Sports Authority Field at Mile High	2 p.m. MDT	FOX
4	Thu.	Aug. 30	at Arizona	University of Phoenix Stadium	8 p.m. MST	KTVD-TV

REGULAR SEASON

Wk.	Day	Date	Opponent	Site	Time	TV
1	Sun.	Sept. 9	PITTSBURGH	Sports Authority Field at Mile High	6:20 p.m. MDT	NBC
2	Mon.	Sept. 17	at Atlanta	Georgia Dome	8:30 p.m. EDT	ESPN
3	Sun.	Sept. 23	HOUSTON	Sports Authority Field at Mile High	2:25 p.m. MDT	CBS
4	Sun.	Sept. 30	OAKLAND	Sports Authority Field at Mile High	2:05 p.m. MDT	CBS
5	Sun.	Oct. 7	at New England	Gillette Stadium	4:25 p.m. EDT	CBS
6	Mon.	Oct. 15	at San Diego	Qualcomm Stadium	5:30 p.m. PDT	ESPN
7	BYE					
8	Sun.	Oct. 28	NEW ORLEANS	Sports Authority Field at Mile High	6:20 p.m. MDT	NBC
9	Sun.	Nov. 4	at Cincinnati	Paul Brown Stadium	1 p.m. EST	CBS
10	Sun.	Nov. 11	at Carolina	Bank of America Stadium	1 p.m. EST	CBS
11	Sun.	Nov. 18	SAN DIEGO	Sports Authority Field at Mile High	2:25 p.m. MST	CBS*
12	Sun.	Nov. 25	at Kansas City	Arrowhead Stadium	12 p.m. CST	CBS*
13	Sun.	Dec. 2	TAMPA BAY	Sports Authority Field at Mile High	2:05 p.m. MST	FOX*
14	Thu.	Dec. 6	at Oakland	O.co Coliseum	5:20 p.m. PST	NFLN
15	Sun.	Dec. 16	at Baltimore	M&T Bank Stadium	1 p.m. EST	CBS*
16	Sun.	Dec. 23	CLEVELAND	Sports Authority Field at Mile High	2:05 p.m. MST	CBS*
17	Sun.	Dec. 30	KANSAS CITY	Sports Authority Field at Mile High	2:25 p.m. MST	CBS*

* - All NFL games scheduled for Sundays from Weeks 11-17 are eligible to be moved to the Sunday night game, which is televised nationally by NBC.

ABOUT THE 2012 DENVER BRONCOS MEDIA GUIDE

The 2012 Denver Broncos' media guide was prepared by the club's media relations department as an information resource for members of the media and NFL fans. All information, including player biographies, rosters and team transactions, contained in the publication is current as of June 24, 2012.

An electronic version of the Denver Broncos' 2012 media guide can be found by visiting the team's media website:

<http://media.denverbroncos.com/media+guide>

BRONCOS

WINNING TRADITION



SINCE THE 1970 AFL/NFL MERGER...

SUPER BOWL BERTHS

Team	No.
1. Dallas	8
Pittsburgh	8
3. New England	7
4. Denver	6
5. Miami, NYG,	5
S.F., Was.	5

WINNING SEASONS

Team	No.
1. Pittsburgh	31
2. Dallas	29
Miami	29
4. Minnesota	26
New England	26
6. Den., S.F.	24

OVERALL WINS

Team	No.
1. Pittsburgh	429
2. Dallas	413
3. Miami	405
4. San Francisco	390
5. Denver	385

REG. SEASON WINS

Team	No.
1. Pittsburgh	396
2. Miami	385
3. Dallas	381
4. Denver	367
5. Minnesota	364
San Francisco	364

HOME WINS (REG.)

Team	No.
1. Pittsburgh	234
2. Denver	221
3. Miami	218
4. Dallas	217
5. Minnesota	215

CONF. CHAMP. BERTHS

Team	No.
1. Pittsburgh	15
Dallas	14
3. San Francisco	13
4. Oakland	11
5. St. Louis	9
6. Den., Min., N.E.	8

DENVER BRONCOS

2012

MEDIA GUIDE

INDEX

100-Yard Receiving Games	561	Darrent Williams Good Guy Award	662
100-Yard Rushing Games	557	Day, Broncos Record By	310
100-Yard Rushing Halves/Quarters	560	Decade, Broncos Record By	310
300-Yard Passing Games	564	Divisional Record	307
1,000-Yard Receiving Seasons	556	Draft Choices:	
1,000-Yard Rushing Seasons	556	All-Time Draft Choices By School	601
2011 Season:		All-Time First-Round Picks	601
Game Summaries/Stats	242	All-Time Year-by-Year Drafts	584
Game-By-Game Statistics	226	Ed Block Courage Award, Broncos Winners	662
Individual Game-by-Game Statistics	229	Ellis, Joe	13
Miscellaneous Statistics	240	Elway, John	15
NFL Rankings	239	Ring of Fame Bio	578
NFL Standings/Playoff Results	313	First Game, Broncos History	129
Participation	228	Fox, John	16
Preseason Team Statistics	220	Free Agents Signed/Lost, 1989-2012	608
Regular-Season Team Statistics	216	Hall of Fame Broncos	576
Single-Game Highs And Lows	225	Helmets, Broncos All-Time	656
Starters By Game	223	Highlight Video Information	667
Takeaway Statistics	232	Historical Highlights	646
3,000-Yard Passing Seasons	556	Honors And Awards:	
All-Time Broncos Record	307	All-Time Individual Year-By-Year	568
Alumni Association	5	Broncos All-Time NFL Honors	572
American Bowl, Broncos Participation In	192	Broncos Team Awards	662
Attendance Marks	496	How The Broncos Are Built	282
Biographies:		Last Time	235
Biographies Index	6	Leads Lost	566
Coordinators/Assistant Coaches	20	Little, Floyd	592
First-Year Players	202	Logos, Broncos All-Time	656
Player Personnel/Football Operations	39	Margin Of Victory And Defeat	526
Rookies	205	Mascots (Thunder And Miles)	664
Veteran and Players	58	Media Information	675
Bowlen, Pat:		Media Website	BC
Biography	10	Milestone Games	309
Broncos Accomplishments Under	55	Monday Night Games	308
Broncos Name Origin	566	Month, Broncos Record By	310
Broncos Website	671	Nationally Televised Games, 1984-2011	56
Bye Weeks:		NFL Network	671
Broncos Record After The Bye	309	Overtime Games	308
Broncos Record Facing A Team Off Its Bye	309	Paul D. Bowlen Memorial Broncos Centre	7
Cheerleaders	663	Postseason Game Summaries	426
Christmas Games	309	Preseason Television Network (KUSA)	673
Coaches:		Pro Bowl Selections	572
All-Time Coaches Roster	613	Pronunciation Guide	275
Broncos Head Coaching Tree	616	Radio Network (850 KOA)	673
Most Years Of Service	599	Records — Postseason:	
Year-by-Year Coaching Records	495	Broncos Individual	545
Coldest Games	674	Broncos Team	533
Comebacks	566	Game-By-Game Record	533
Community Development	658		

CREDITS

The 2012 Denver Broncos media guide was produced by the club's media relations department. Information contained herein was compiled by the current and previous media relations staffs and is current as of June 24, 2012. ©2012 Denver Broncos Football Club.

This project was coordinated by Erich Schubert. Writing, layout, design and editing by Schubert using QuarkXPress™ (8.5) desktop publishing application. Editorial assistance provided by Patrick Smyth, Stuart Zaas, Rebecca Villanueva, Leah Sakdol and Ryan Schmitz. Additional thanks to Jim Saccomano, the NFL communications department, the late Joe Cronin, John Turney, Dave Plati, Santo Labombarda and the Elias Sports Bureau staff, and Stats Inc. for providing extensive statistical data. Printing by Pioneer Press, Greeley, Colo. Photography and scans by Eric Bakke, Rich Clarkson and Associates, LLC (Rich Clarkson, Trevor Brown Jr., Steve Nowland, Ryan McKee, Jamie Schwaberow and Brett Wilhelm) and Pete Eklund. Cover designed by Erich Schubert with assistance from Lori Nelson. Special thanks to Kenn Rust of Rust Graphics.

DENVER BRONCOS

2012

MEDIA GUIDE

INDEX

Records — Regular Season:	Season Ticket Sales	496
Broncos Individual	Series Records vs. Opponents	303
Fumble Returns	Broncos vs. The NFL (Reg./Post./Preseason)	307
Interceptions	Service With Broncos	509
Kicking	Shutouts:	
Kickoff Returns	By Denver	534
Passing	By Opponents	526
Punt Returns	Stadium Information:	
Punting	Broncos Stadium History	669
Receiving	Media Parking	668
Rushing	Records	670
Sacks	Seating Diagram	667
Safeties	Sports Authority Field at Mile High	665
Scoring	Staff Directory	4
Total Offense	Staff Photos	45
Broncos Team	Starting Lineups, All-Time	416
Passing Defense	Stats Crew	670
Passing Offense	Sunday Night Games	308
Penalties	Super Bowl:	
Rushing Defense	Future Sites	674
Rushing Offense	Thanksgiving Games	309
Scoring Defense	Trades, All-Time	609
Scoring Offense	Training Camp Sites, All-Time	674
Streaks	Transactions, 2011-12	278
Total Defense	Two-Point Conversions, Broncos History	600
Total Offense	Uniforms, Broncos All-Time	656
Turnovers	Vince Lombardi Trophies	77
Opponent Individual	Walter Payton NFL Man Of The Year, Broncos Winner	661
Opponent Team	Warmest Games	674
Results:	Winning Tradition	54
All-Time Game-By-Game	Year-By-Year Individual Leaders:	
Artificial Turf Record	Field Goals	508
Retired Jersey Numbers	Interceptions	504
Ring of Fame Member Profiles	Kickoff Returns	506
Rosters:	Passing	501
2012 Roster	Punt Returns	505
2012 Roster Breakdown By Position	Punting	508
All-Time Broncos (Alphabetical)	Receiving	503
All-Time Broncos (Numerical)	Rushing	500
All-Time Practice Squad (Alphabetical)	Sacks	509
All-Time Practice Squad (By Year)	Scoring	507
All-Time Roster Breakdown By School	Tackles	509
All-Time Roster Height/Weight Breakdowns	Year-By-Year Final Records	424
All-Time Roster Height/Weight Extremes	Year-By-Year Final Statistics	312
Schedules, 2012:	Year-By-Year Team Statistics:	
Broncos	Team Defense	498
Broncos Composite Schedule	Team Offense	497
Scoring Streak	Team Third Downs	499
Season Openers:	Team Turnovers	499
All-Time Results	Zimmerman, Gary	600



BRONCOS DIRECTORY

Denver Broncos Football Club
13655 Broncos Parkway, Englewood, CO 80112

Telephone (303) 649-9000
Ticket Office (720) 258-3333
Marketing Department (720) 258-3100
Stadium Management Company (720) 258-3000
Internet Address www.DenverBroncos.com
Home Stadium Sports Authority Field at Mile High (76,125)
Colors Broncos Orange (PMS 1655C) and Broncos Navy (PMS 289C)
Conference American Football Conference (West Division)



OWNERSHIP

OWNER & CHIEF EXECUTIVE OFFICER

Pat Bowlen Owner & CEO
Lisa Williams Executive Assistant to Owner & CEO

EXECUTIVE STAFF

PRESIDENT

Joe Ellis President
Elaine Woodworth Executive Assistant to President

EXECUTIVE VICE PRESIDENTS

John Elway Exec. Vice President of Football Operations
Rich Slivka General Counsel/Executive Vice President
Kathy Hatch Exec. Asst. to Exec. V.P. of Football Operations

VICE PRESIDENTS

Mac Freeman Sr. Vice President of Business Development
Keith Bishop Vice President of Security
Chip Conway Vice President of Operations
Brady Kellogg Vice President of Corporate Partnerships
Cindy Kellogg Vice President of Community Development
Dennis Moore Vice President of Sales and Marketing
Darren O'Donnell Vice President of Business Development
Jim Saccomano V.P. of Corporate Communications
Russ Trainor Vice President of Information Technology
Justin Webster Vice President of Finance

BOWLEN MANAGEMENT CO.

Jim Schafer Assistant to Owner & CEO
Veronica Ibarra Exec. Asst. to Asst. to Owner & CEO

FOOTBALL STAFF

COACHING STAFF

John Fox Head Coach
Jack Del Rio Defensive Coordinator
Mike McCoy Offensive Coordinator
Jeff Rodgers Special Teams Coordinator
Clancy Barone Tight Ends
Keith Burns Assistant Special Teams
Brian Callahan Quality Control-Offense
Mike Eubanks Asst. Strength and Conditioning
Sam Garnes Assistant Secondary
Adam Gase Quarterbacks
Jason George Asst. Strength and Conditioning
Anthony Lomando Asst. Strength and Conditioning
Dave Magazu Offensive Line
Ron Milus Secondary
Luke Richesson Strength and Conditioning

Jay Rodgers Defensive Line
Richard Smith Linebackers
Eric Stutesville Running Backs
Tyke Tolbert Wide Receivers
Cory Undlin Quality Control-Defense
Kristi Nichols Executive Assistant to Head Coach

PLAYER PERSONNEL / FOOTBALL OPERATIONS

Matt Russell Director of Player Personnel
Keith Kidd Director of Pro Personnel
Anthony Kelly Assistant Director of Pro Personnel
Lenny McGill Assistant Director of College Scouting
Mike Sullivan Director of Football Administration
Mark Thewes Director of Team Administration
Adam Peters National Scout
Dave Bratten College Scouting Coord./Midwest Area Scout
Eugene Armstrong Mid-South Area Scout
Scott DiStefano Midwest Area Scout
Cornell Green Southwest Area Scout
Nick Schiralli Atlantic Area Scout
Brian Stark West Coast Scout
Dave Ziegler Pro Scout
Pam Papsdorf Exec. Assistant to Player Personnel
Jerry Butler Director of Player Development
Fred Fleming Director of Special Services

MEDICAL STAFF

Steve Antonopoulos Head Athletic Trainer
Corey Oshikoya Assistant Athletic Trainer
Josh Hartman Assistant Athletic Trainer
Vince Garcia Assistant Athletic Trainer
Scott Layne Physical Therapist
Dr. Ted Schlegel Head Team Physician
Dr. Martin Boublik Team Physician
Dr. J. Steven Geraghty Team Physician

EQUIPMENT

Chris Valenti Equipment Manager
Mike Harrington Assistant Equipment Manager
Jason Schell Assistant Equipment Manager
Kenny Chavez Assistant Equipment Manager

FOOTBALL INFORMATION SYSTEMS

Tony Lazzaro Director of Football Information Systems
Kevin Grogan Senior Programmer/Analyst

VIDEO OPERATIONS

Steve Boxer Video Director
Gary McCune Video Operations Manager
Kirt Horiuchi Video Assistant
Chris Kirchner Video Assistant

BUSINESS STAFF

MEDIA RELATIONS

Patrick SmythExecutive Director of Media Relations
Rebecca VillanuevaMedia Services Manager
Erich SchubertMedia Relations Coordinator

TEAM MEDIA

Chris HallManager of Team Media
Gray CaldwellEditor, DenverBroncos.com/Team Media
Stuart ZaasDigital Media Coordinator

COMMUNITY DEVELOPMENT

Kelly WoodwardDirector of Community Development
Billy ThompsonDirector of Community Outreach
Beth BowlenDirector of Special Projects & Events

FINANCE

Fred KrebsManager of Cash/Treasury
Dianne SehgalController
Jenifer BrunettiPayroll Administrator
Gina JohnsonAccounts Payable
Nanette ThompsonAssistant Controller
Kelly FierroManager of Travel Services
Peggy JacksonRevenue Accountant

HUMAN RESOURCES

Sheila ThomasDir. of Human Resources - Denver Broncos
Heather BrevikDir. of Human Resources - SMC

INFORMATION TECHNOLOGY

Chris NewmanInformation Technology Architect
Jason MooreSenior Information Technology Engineer
Mike CoreyInformation Technology Engineer
Gil BencomoInformation Technology Engineer
Nick BurrisInformation Technology Engineer

MARKETING

Derek ThomasDirector of Corporate Partnerships
Sandy YoungSenior Marketing Manager
Jon CarlsonBusiness Development Manager
Bobby MestasManager of Fan Development
Erica JenningsManager of Partnership Activation and Service
Kim TorrezManager of Partnership Activation and Service
Mallory ClevelandPartnership Activation and Services Coord.
Dustin FrostEvents and Special Projects Coordinator
Amanda HutchingsPromotions and Marketing Coordinator
Lori NelsonLead Designer
Brad PostMascot Coordinator

CHEERLEADERS

Teresa ShearDir. of Cheerleaders and Game Day Entertainment
Kelly TilleyDirector, Junior Cheerleaders
Shelly TrujilloAssistant Director, Cheerleaders

OPERATIONS

John KarpanOperations Manager
Greg JohnsonMaintenance Coordinator
Adam NewmanTeam Logistics Manager
Bryan SnyderTeam Nutritionist
Josh BruningOperations Assistant

TURF OPERATIONS

Troy SmithTurf Manager
Kyle BaumanAssistant Turf Manager
Cole DudleyAssistant Turf Manager

TICKET OPERATIONS

Kirk DyerExec. Dir. of Ticket Operations and Admin.
Katie DelayDirector of Ticket Operations
Clark WrayDirector of Ticket and Database Operations
Patti BarbanADA Manager
Ryan BarefootSenior Director of Premium Seating
Chris FaulknerManager of Club Seat Sales and Service
Craig WalshManager of Suite Sales
Dave StutmanSenior Premium Seating Executive
Geoff SandersSenior Premium Seating Executive
Ben RacinePremium Sales Executive
Alicia HawksPremium Sales Executive
Melissa DurianSenior Premium Service Executive
Melissa AndersonPremium Service Executive
Stacie QuintonAssistant Ticket Manager
Tiffany MastroianniAssistant Ticket Manager

STADIUM MANAGEMENT COMPANY

Andy GorchovGeneral Manager
Chuck OlneyDirector of Business Development
Jon ApplegateEvent Operations Manager
Anna Marie MartinezSpecial Events Manager
Kendra Van NessSpecial Events Coordinator
Ryan NienhueserParking and Events Coordinator
Patrick Bowlen IIIEvent Operations
Fran WilliamsSMC Receptionist
Gail DodsonSMC Receptionist
Scott BlietDirector of Event Services and Security
Pat TetrickGuest Relations Manager
Jared DevineSecurity Manager
Jim WhiteAssistant Security Manager
Eileen Martinez24-Hour Security Shift Supervisor
Keith Dietz24-Hour Security Shift Supervisor
Ralph Ursini24-Hour Security Shift Supervisor
Zach MyhraDirector of Facilities
Matt ShineSenior Operations Manager
Brett SeibelAssistant Operations Manager
Amy CrawfordOperations Coordinator
Rick SeifertCommunications Manager
Chad HendersonLead Engineer
Chris HoagLead Electrician
Mike GrayElectrician
Steve EggersCarpenter
James MontoyaMaintenance
Terrance "Jamie" PerkinsLead Plumber
Curt NortonPlumber
Becca GassmanGraphics
Ross KurcabTurf Manager
Chris HathawayAssistant Turf Manager
Luke KellermanTurn Technician
Howard BrownFacility Operations Manager
Pat JordanDirector of Broadcasting
Nick YoungCreative Services Manager
Ryan KehnSenior Media Designer/Associate Producer
Jeremy WeckerAudio Visual Services Coordinator
Lorraine SpargoDirector of Special Projects

DENVER BRONCOS ALUMNI ASSOCIATION

The Denver Broncos Alumni Association was formed in 1991 to provide an opportunity for former players to remain active-involved with the Broncos' organization. The Alumni Association serves as a goodwill extension of the Denver Broncos, and the members are available to counsel current players on life after football. Their mission is to uphold the highest standards of professionalism, integrity and honor. They are committed to enhance our communities through active service and devotion and pledge to support the Denver Broncos Football Club in its community outreach programs and present themselves as positive role models and mentors. The 16 members of the Alumni Council are Odell Barry (Treasurer), Tyrone Braxton, Larry Brunson, Kevin Clark, Ron Egloff, Steve Foley, Chuck Gavin, Tom Graham, Mike Harden, Le-Lo Lang (President), Willie Oshodin, Dave Preston, Reggie Rivers (Secretary), Frank Robinson (Vice President), Billy Thompson and David Treadwell.

INDEX TO BIOGRAPHIES

EXECUTIVES

Bowlen, Pat	10
Ellis, Joe	13
Elway, John	15
Fox, John	16

COACHES

Baron, Clancy	24
Burns, Keith	25
Callahan, Brian	26
Del Rio, Jack	20
Eubanks, Mike	27
Garnes, Sam	28
Gase, Adam	28
George, Jason	29
Lomando, Anthony	30
Magazu, Dave	31
Milus, Ron	32
McCoy, Mike	21
Richesson, Luke	33
Rodgers, Jay	34
Rodgers, Jeff	23
Smith, Richard	35
Studesville, Eric	36
Tolbert, Tyke	37
Undlin, Cory	38

FOOTBALL OPERATIONS

Armstrong, Eugene	43
Bratten, Dave	42
DiStefano, Scott	43
Green, Cornell	43
Kelly, Anthony	40
Kidd, Keith	40
McGill, Lenny	41
Peters, Adam	42
Russell, Matt	39
Schiralli, Nick	44
Stark, Brian	44
Sullivan, Mike	41
Thewes, Mark	42
Ziegler, Dave	44

PLAYERS

Adams, Mike	58
Ayers, Robert	61
Bailey, Champ	64
Ball, Lance	71
Bannan, Justin	73
Beadles, Zane	78
Beal, Jeremy	202
Blake, Philip	209
Blatnick, Jamie	212
Bolden, Omar	208
Brewer, Aaron	212
Bruton, David	79
Bush, Rafael	81
Caldwell, Andre	82
Carter, Quinton	85
Carter, Tony	86
Clady, Ryan	88
Clark, Chris	90
Coffey, Elliot	212
Colquitt, Britton	91
Davis, C.J.	93
Decker, Eric	94
Dell, Mark	96
Dreessen, Joel	97

Dumervil, Elvis	100
Fannin, Mario	104
Florence, Drayton	105
Franklin, Jerry	212
Franklin, Orlando	109
Garland, Ben	202
Goodwin, D'Andre	110
Grant, Adam	202
Green, Virgil	111
Grisham, Tyler	112
Gronkowski, Chris	113
Hanie, Caleb	115
Harris, Chris	117
Harris, Ryan	118
Hill, Jason	120
Hillman, Ronnie	207
Hills, Tony	122
Hunter, Jason	123
Ihenacho, Duke	213
Ingram, Cornelius	126
Irving, Nate	127
Jackson, Malik	210
Johnson, Jeremiah	128
Johnson, Steven	213
Judie, Coryell	213
Kuper, Chris	130
Manning, Peyton	131
Mays, Joe	142
McGahee, Willis	145
Miller, Anthony	213
Miller, Von	150
Mohamed, Mike	152
Moore, Joshua	153
Moore, Rahim	154
Moreno, Knowshon	155
Obiozor, Cyril	157
Omon, Xavier	159
Orton, Greg	203
Osweiler, Brock	206
Page, Eric	214
Paxton, Lonie	160
Porter, Tracy	162
Prater, Matt	164
Ramirez, Manny	168
Remmers, Mike	214
Robinson, Gerell	214
Robinson, Ramzee	169
Siliga, Sealver	203
Stokley, Brandon	171
Sylvester, Austin	176
Tamme, Jacob	177
Thomas, Demaryius	180
Thomas, Julius	182
Thompson, Syd'Quan	183
Trevathan, Danny	211
Tribue, Wayne	214
Unrein, Mitch	184
Vickerson, Kevin	185
Walton, J.D.	188
Warren, Ty	189
Weber, Adam	203
Williams, D.J.	193
Willis, Matthew	197
Wolfe, Derek	205
Woodyard, Wesley	199
Wuebbels, Austin	214

THE PAUL D. BOWLEN MEMORIAL BRONCOS CENTRE

On March 5, 1990, the Denver Broncos moved into the Paul D. Bowlen Memorial Broncos Centre, the state-of-the-art headquarters for the National Football League team. The complex is named for the Broncos owner's late father and is the culmination of Pat Bowlen's desire to maximize a positive working environment for his football team, which captured back-to-back World Championships with victories in Super Bowls XXXII and XXXIII.



During the offseasons leading up to the 2004 and 2005 campaigns, the Broncos made significant upgrades to the facility to make it one of the elite training centers in all of professional sports.

The Broncos spent much of the 2005 offseason completely renovating and redesigning their locker room while adding several state-of-the-art features to the spacious area. The club installed brand new maple-

wood lockers that are 8.5 feet tall and 3 feet wide. All locker stalls include power and data outlets that provide high-speed Internet access. Additionally, the general layout of the locker room was enhanced to bring offensive and defensive players closer together while at the same time efficiently utilizing the size of the area.

This improvement in 2005 came one year after the club invested \$4 million to the facility in an expansion project that significantly upgraded several areas of the complex. That construction project included:

- The Broncos Conditioning Center, which houses the team's weight room and an indoor conditioning area along with a new home for the field-maintenance departments. The weight room is nearly three times the size of the previous one at approximately 9,000 square feet, which gives the Broncos one of the most comfortable strength-and-conditioning environments in professional sports. The indoor conditioning area—covered with FieldTurf™, which the team also uses on one of its three outdoor practice fields—spans approximately 18,000 square feet.
- A training room that increased in size with additional hot and cold tubs for players' use.
- An eating lounge that seats approximately 120, allowing the team to conveniently handle the food-service needs of players, coaches and staff during training camp and throughout the year. The lounge is part of the existing building, taking over the space previously occupied by the weight room.

The Broncos' facility—situated on 13.5 acres in the rapidly expanding Dove Valley Business Park in south Arapahoe County—also includes an administrative building and three full-size practice fields to go along with the Conditioning Center.

The Bowlen Memorial Broncos Centre is a two-story building totaling 90,000 square feet, well over three times the size of the team's previous facility. The ground floor houses the main entry, visitor's area, trophy display area and media room in addition to the football-related facilities, which encompass the locker room, meeting rooms, training area, equipment room and video department.

It is on the second level, which is accessible through two stairways adjacent to the lobby area, that most of the administrative offices are located. These include the offices for Pat Bowlen, Joe Ellis, John Elway and John Fox as well as those of all assistant coaches and football operations personnel. The second floor is divided into one wing for administrative offices and another for coaches and player personnel. The Broncos' extensive computer operation also is located on the second floor. The Bowlen Memorial Broncos Centre also includes a separate building that houses two racquetball courts for training and leisure use by players and staff members as well as a team store.

There is ample practice space available for use by the Broncos on the three outdoor fields—two with natural grass surfaces and one with FieldTurf™, completed in June 2003. FieldTurf™ is a synthetic blade surface with a rubber and sand infill. One of the two grass fields has a unique design system that includes underground wiring to prevent the turf from freezing and thus allows the Broncos to practice year-round on unfrozen natural grass.

THE PAUL D. BOWLEN MEMORIAL BRONCOS CENTRE

BRONCOS CONDITIONING CENTER



Completed in the spring of 2004, the Broncos' state-of-the-art conditioning center is adjacent to the Paul D. Bowlen Memorial Broncos Centre. The weight room is approximately 9,000 square feet, nearly three times the size of the previous one, and affords the football team and its strength-and-conditioning staff one of the finest training facilities in all of professional sports.

PRACTICE FIELDS



On site are two, full-size natural grass practice fields as well as both indoor and outdoor FieldTurf™ fields that the Broncos utilize during training camp and throughout the season. The indoor field, located within the Broncos Conditioning Center, spans approximately 18,000 square feet.

THE PAUL D. BOWLEN MEMORIAL BRONCOS CENTRE

BRONCOS LOCKER ROOM



The Broncos spent much of the 2005 offseason redesigning and upgrading their locker room. The club installed brand new maple-wood lockers that are 8.5 feet tall, 3 feet wide and 4 x 2 inches deep, and all feature power and data outlets that provide high-speed Internet access. The general layout was enhanced to bring offensive and defensive players closer together while at the same time taking advantage of the size of the area.

TEAM MEETING ROOM



With a capacity that can accommodate the entire team and football operations staff, the Broncos' team meeting room is equipped with the latest multimedia technology to enhance film sessions, meetings and other organizational functions. The room, which spans 2,200 square feet, also serves as the location for large press conferences and the NFL Draft Media Center.



PAT BOWLEN

OWNER AND CEO

Pat Bowlen enters his 29th year as Owner and Chief Executive Officer of the Denver Broncos in 2012, and his tenure of ownership is indelibly stamped as one of the most successful periods for any team in National Football League history.

Still the only two-decade owner of a major league sports team in Colorado history, Mr. Bowlen presides over a franchise that is one of the crown jewels among NFL clubs. By any definition, the Broncos are at the pinnacle of professional sports franchises.

The Denver Broncos are the soul of the city, Mr. Bowlen serves as the owner and steward of this sterling franchise, and the legend of both team and owner are marked by achievement and success at every level. Whether judged by the measure of wins and championships, attendance, national television exposure, or by his and the Broncos' reputation locally and throughout the NFL, there are few parallels in the world of professional sports.

The Broncos have grown from being Denver's first major league franchise in 1960 to Colorado's state religion, and Mr. Bowlen's focus in 2012 is to bring another World Championship to the Rocky Mountain region.

His status and reputation as an owner were recognized within the state on April 10, 2007, when Mr. Bowlen was inducted into the Colorado Sports Hall of Fame.

The Broncos' CEO has fashioned a powerful reputation among his peers as a bold, dynamic leader who is single-minded in his pursuit of excellence, whether representing the Broncos, the city of Denver, the state of Colorado or the National Football League. He presides over a franchise that by any standard has been one of the NFL's most successful in his more than two decades of club ownership (1984-2012).

The Broncos have averaged nearly 10 wins per season in Mr. Bowlen's 28 years of ownership by posting 279 overall victories, including 263 regular-season wins that rank second in the AFC (3rd in the NFL) during that span. The Broncos' five Super Bowl appearances, including back-to-back Super Bowl wins during the 1997-98 seasons, under Mr. Bowlen are tied for the second-highest total in the NFL.

Denver also is the only team to record 90-plus wins in each of the last three decades while finishing with the fewest losing seasons (5) in the NFL since Mr. Bowlen became owner in 1984.

In addition, Denver's 272 national television appearances under Mr. Bowlen are the most in the league. That total includes a league-high 158 prime-time games as well as 114 appearances as part of network doubleheaders.

For many years, Mr. Bowlen's reputation as an outstanding owner has been well known nationally. In 1987, he finished second in *The Sporting News* Executive of the Year balloting. In December 2000, ESPN conducted a fan poll asking which NFL owner would be the best for which to play. Mr. Bowlen finished first among all NFL owners with 44.7 percent of the more than 60,000 votes cast. Mr. Bowlen has been well respected for many years by fans, players, coaches, his peers and NFL executives.

Pat Bowlen was introduced as the majority owner of the Denver Broncos on March 23, 1984, and that announcement triggered a new era in franchise history. Mr. Bowlen and the Bowlen family acquired 100 percent ownership of the Broncos in July 1985, and currently his brother John Bowlen owns a minority interest in the Broncos.

Mr. Bowlen immediately put his own mark on the Broncos, establishing a solid administration and creating a positive atmosphere that was a major factor in the team's success both on and off the field.

Champions are built from the top, and Pat Bowlen is a model of leadership in the scope of his drive and commitment. "I want us to be number one in everything," Mr. Bowlen has often said in a recurring theme that marks his management style. Everyone knows that it is the owner who provides the financial backing that is integral to a championship team, but many fans are unaware that much of the heart, soul and drive of this championship organization come directly from Pat Bowlen.

He has made all of his managerial moves with one goal in mind—to aggressively position the Denver Broncos for another run at a Super Bowl championship. No one sets higher standards for

the Broncos than Pat Bowlen himself, whose goals have always been to have his franchise regarded among the finest in pro sports with victory being the measuring stick for that success. Thus, the ultimate goal of this dynamic and energetic chief executive remains firmly set on repeating the World Championship seasons of 1997 and 1998.

Below is a summary of the Denver Broncos' success during Mr. Bowlen's ownership (1984-2012):

- The Denver Broncos won back-to-back World Championships in 1997 (Super Bowl XXXII vs. the Green Bay Packers 31-24) and 1998 (Super Bowl XXXIII vs. the Atlanta Falcons 34-19).
 - Denver became the sixth NFL franchise to win back-to-back Super Bowls, joining Green Bay, Miami, Pittsburgh (twice), San Francisco and Dallas. The Broncos became the first AFC team to do it in two decades. New England has since become the seventh franchise to do so.
 - When the Broncos won Super Bowl XXXII, they were the first AFC team to win in 14 years and just the second wild card team to win a Super Bowl under the NFL's present playoff system.
 - The Broncos own AFC Championships under Pat Bowlen in 1986, 1987, 1989, 1997 and 1998.
 - Denver was the only AFC franchise to make three Super Bowl appearances in the 1980s.
 - Denver ranks fourth in the NFL in overall wins (279), third in regular-season wins (263), tied for second in Super Bowl appearances (5), fourth in conference championship game appearances (7) and tied for fifth in playoff appearances (14).
 - The Broncos have dominated the AFC Western Division by posting more division titles (9), conference championship game appearances (7) and Super Bowl appearances (5) than any other club in the division.
 - In addition to winning nine division titles, Mr. Bowlen's franchise has had regular-season win totals of 14, 13 (three times), 12 (twice), 11 (four times) and 10 (three times). Thirteen of the 14 best years in team history have come during Mr. Bowlen's ownership.
 - The Broncos won an NFL-record seven postseason games in a two-year period (1997-1998).
 - The Broncos had 33 wins over a two-year period (1997-1998), at that time the most in football history.
 - The Broncos had an NFL-record 46 wins over a three-year period (1996-1998).
 - The Broncos became the second team in modern NFL history to go undefeated during regular-season play at home for three consecutive seasons (1996-1998).
 - His 1997-1998 teams performed the astonishing feat of going nearly an entire calendar year without a defeat (12/15/97-12/13/98), at that time a league-record 18 consecutive wins.
 - In 1998, Denver won a franchise-record 17 games (14 in the regular season), including a 13-0 start that resulted in Denver going nearly an entire calendar year without a loss.
 - The Broncos have the best home record (170-68 / .714) in pro football over the past 28 years.
 - The Broncos have had just five losing seasons compared to their 16 winning seasons.
- Pat Bowlen also has enjoyed tremendous off-the-field success as well.
- In Mr. Bowlen's 28 years of ownership, the Broncos have played 28 postseason games, all of which have been sold out.
 - The Broncos have sold out every game during Mr. Bowlen's ownership for a streak of 238 consecutive games (regular season and postseason) that is the third-longest such streak in the league.
 - Denver has led the NFL in attendance during Mr. Bowlen's 28-year period as owner. The Broncos have drawn nearly 20 million fans to their home games from 1984-2011, marking the highest total in the NFL.
 - Mr. Bowlen ushered in a new era in Denver Broncos football history in 2001 when the state-of-the-art Sports Authority Field at Mile High opened. Mr. Bowlen contributed more than \$150 million to the construction of the new stadium.
 - Mr. Bowlen has worked closely with the Broncos' personnel department in maintaining the club's roster in the era of free agency that has resulted in unprecedented player stability.
 - In addition to his role with the Broncos, Mr. Bowlen was a key figure in securing the league's labor and TV contracts. He served as co-chair of the powerful NFL Management Council Executive Committee from 2001-11 and remains a member of the prestigious NFL Broadcasting Committee, which he formerly chaired. He also is on the NFL Compensation Committee, the NFL Network Committee, the Pro Football Hall of Fame Committee and Los Angeles Working Group Committee.
 - In his role as Chair of the NFL Broadcast Committee, Mr. Bowlen was responsible for the negotiations on the NFL's \$18 billion TV contract, the most lucrative single-sport contract in history.

• He was responsible for the Broncos' headquarters, the Paul D. Bowlen Memorial Centre, a 90,000 square foot modern office and training facility located on the team's 13.5 acre complex in Dove Valley, Arapahoe County. The facility is named after Pat Bowlen's father, and the Broncos moved into the building on March 5, 1990. Over the past eight offseasons, an extensive remodeling and expansion plan was implemented, assuring that the team headquarters would remain at the top level of NFL training facilities.

Pat Bowlen was born in Prairie du Chien, Wis., where he attended high school. He went on to the University of Oklahoma, earning degrees in both business (1965) and law (1968). After successful careers in oil, gas and real estate, he purchased the Denver Broncos in 1984.

He is chairman of the board of Denver Broncos Charities and in that capacity has donated more than \$25 million to charitable organizations in the Denver area since the inception of that fund in 1993. Mr. Bowlen served as the Honorary Chairman of the Colorado Special Olympics for 19 years and was the organization's Outstanding Celebrity in 1993. Mr. Bowlen has served as the Honorary Chairman of the Stadium Stampede (formerly the Colorado Family Classic) to benefit St. Joseph's Hospital Foundation for 28 years, and this is his 18th year as Honorary Chairman of the Capuchin Friars Brown Robe Benefit fundraising dinner. He also chaired the 1989 Centennial Scholarship rally at the University of Northern Colorado in Greeley and was Co-Chairman of the Rose Medical Center Critical Care Campaign from 1986-89.

In addition, Mr. Bowlen was elected to the University of Denver Board of Trustees in 1987. He is currently a member of the DU Athletic Affairs Committee. His previous DU committee memberships include the Institutional Advancement Committee and Institutional Advancement/University Relations subcommittee. He also was named to the Colorado Academy Board of Trustees in 1991. He has been a member of the American Ireland Fund Dinner Committee for the past 21 years and a Trustee for the Irish Community Center for 10 years. He serves on the Board of Trustees of the Hawaii Maritime Center and was the 1992 honoree at the American Ireland Fund Dinner.

Mr. Bowlen is a member of several other clubs and societies, including the Alberta Bar Association and the Law Society of Alberta. He also was a member of the Young President's Organization.

Mr. Bowlen maintains an active lifestyle and exercises extensively as part of his daily regimen. He has competed in the Ironman Triathlon—an event in which one must swim 2.4 miles, ride 112 miles on a bicycle and run 26.2 miles, all consecutively—as well as in other triathlon races and several marathons.

THE BOWLEN ERA	
AFC WEST TEAM COMPARISON, 1984-2011	
WORLD CHAMPIONSHIPS	DIVISION TITLES
Denver2	Denver9
Kansas City0	San Diego7
Oakland0	Oakland5
San Diego0	Kansas City5
SUPER BOWL APPEARANCES	PLAYOFF APPEARANCES
Denver5	Denver14
Oakland1	Kansas City11
San Diego1	Oakland8
Kansas City0	San Diego8
CONFERENCE CHAMPIONSHIP APPEARANCES	WINNING SEASONS
Denver7	Denver16
Oakland3	Kansas City15
San Diego2	Oakland9
Kansas City1	San Diego9



JOE ELLIS

PRESIDENT

Joe Ellis enters his second season as President of the Denver Broncos in 2012, a year that marks his 18th season with the franchise. Named the Broncos' President on Jan. 5, 2011, Ellis owns extensive experience and expertise at both the club and league level through his 25 seasons working in the NFL.

In his current position as team president, Ellis operates atop the Broncos' management structure and has primary responsibility for the organization. He holds an integral role with the Broncos due to his substantial involvement with regard to ownership, business and football matters.

Having worked with Owner and Chief Executive Officer Pat Bowlen for nearly 30 years, he has been entrusted with substantial authority regarding all aspects of the Broncos.

Ellis' leadership skills and business knowledge have helped the Broncos strengthen their reputation as one of the most successful and fan-friendly franchises in all of professional sports. He has earned significant recognition from his peers and throughout the Rocky Mountain Region for the Broncos' emphasis on community involvement and civic responsibility.

Calling Colorado his home for more than 20 years, Ellis brings a comprehensive understanding of what the Denver Broncos mean to the state and surrounding community. The team has continued its positive presence and impact in the region under Ellis, consistently ranking among the NFL leaders in local popularity, national prominence, attendance and local television ratings.

Widely respected within the NFL and the sports industry, Ellis has cultivated strong relationships both locally with community leaders and throughout the entire league. He has established a solid structure at the top of the organization along with an overall direction that has positioned the Broncos for long-term success both on and off the field.

Ellis worked closely with Mr. Bowlen to hire John Elway as executive vice president of football operations in January 2011, bringing back the Broncos' Hall of Fame quarterback and giving him the responsibility of building a championship football team. He maintains daily communication with Elway as well as Head Coach John Fox regarding all football matters.

Ellis' numerous responsibilities with the club's business operations include overseeing its financial management, marketing and sales, media relations, community relations, ticket operations, facilities and administrative efforts. He also owns comprehensive experience in the areas of stadium operations and personnel management.

A driving force behind the opening of Sports Authority Field at Mile High in 2001, Ellis oversees Stadium Management Company (SMC), which operates and manages the state-of-the-art facility. During his participation in all aspects of the stadium's administration and development, he has worked very closely with important members of the political, business and civic communities that comprise the cultural fabric of Denver.

Before he was named team president, Ellis spent 2008-10 as the Broncos' chief operating officer and 1998-2007 as the club's executive vice president of business operations. He began his nearly 20-year relationship with the Broncos in 1983 as their director of marketing, leading all of the club's marketing and promotions for three seasons.

Ellis left the Broncos following the 1985 season to obtain his master's degree from the J.L. Kellogg School of Management at Northwestern University. He graduated from Northwestern in 1988 and joined the NFL in 1990 as vice president of club administration and stadium management.

With the NFL, Ellis was involved in several aspects of league operations with a strong focus on new stadium development. Most notably, he held a vital role in the league's oversight of the Cleveland Browns' successful re-entry into the NFL in 1999.

Ellis worked closely with Roger Goodell during his time at the league office, building a strong professional association and friendship with the future NFL commissioner.

A representative of the Broncos on numerous boards and civic organizations in the metropolitan area, Ellis received his bachelor's degree from Colorado College in 1980.

Joe and his wife, Ann, have three children: sons Si and Zander, and daughter Catherine.

FOOTBALL OPERATIONS





JOHN ELWAY

EXECUTIVE V.P. OF FOOTBALL OPERATIONS

John Elway, a dynamic leader with experience guiding organizations to World Championships as both a player and executive, enters his second season as Executive Vice President of Football Operations for the Denver Broncos in 2012. He was named to that position by Owner Pat Bowlen on Jan. 5, 2011.

Inducted into the Pro Football Hall of Fame following a magnificent 16-year playing career with the Broncos from 1983-98 that included five Super Bowl appearances and two championships, Elway is responsible for overseeing all football operations initiatives for the Broncos. He directs all aspects of the team's player acquisition process, including college scouting research related to the NFL Draft and pro personnel efforts related to free agency.

Bringing a competitive and experienced football acumen to Dove Valley, Elway has infused the club's football operations with a winning culture and a positive approach toward building a championship team. He holds final say on all football-related matters while reporting directly to Bowlen and President Joe Ellis.

During his first year in his new role, Elway immediately made his mark as an NFL executive after guiding the Broncos to an historic turnaround in 2011. He assembled a team that became only the third since the 1970 NFL merger to win its division and a playoff game with a new head coach following four or fewer wins the previous season.

Elway's initial decision leading the Broncos' football operations was hiring widely respected NFL veteran John Fox as the 14th head coach in team history on Jan. 13, 2011. Fox proved to be the perfect fit for the Broncos, finishing third in the Associated Press' NFL Coach of the Year voting after helping the franchise earn its first AFC West title and playoff victory in six seasons.

Elway also demonstrated his aptitude for both the NFL Draft and free agency during his first year with the Broncos. His 2011 rookie class accounted for the second-most starts (56) in the league and included linebacker Von Miller, who was named the Associated Press' NFL Defensive Rookie of the Year after becoming the highest draft choice (No. 2 overall) in club history.

In free agency, Elway executed arguably the highest profile signing in NFL history when quarterback Peyton Manning, the league's only four-time MVP, joined with the Broncos on March 21, 2012. He also was responsible for the 2011 re-signing of Champ Bailey, who added to his NFL cornerback-record Pro Bowl total (11) that year, and the addition of running back Willis McGahee, who earned a trip to the Pro Bowl in 2011 after leading the NFL's No. 1 rushing attack.

Elway spent the 2010 season working for the Broncos as a consultant on various initiatives after gaining a substantial amount of football operations experience during eight years as co-owner and chief executive officer of the Arena Football League's Colorado Crush (2002-09). He ran the day-to-day operations of the Crush from its founding in June 2002, leading the club to an ArenaBowl championship just three years later.

Elway was heavily involved in the Crush's business operations, including marketing, promotions and sponsorships, with his efforts resulting in the club being recognized as a premier franchise on and off the field. He was named AFL Executive of the Year in 2003, a year in which the Crush won the Commissioner's Award presented annually to the most outstanding AFL franchise, and was honored as co-recipient of the 2005 Founders Award for his contributions to the AFL and its growth.

During his time with the Crush, Elway worked closely with Bowlen, who served as one-third owner of the franchise beginning with its inception. He held various committee assignments, including working as co-chair of the AFL's competition committee and chairman of the league's executive committee beginning in 2007.

After the Crush struggled through a 2-14 inaugural season, Elway turned the fortunes of the team around by hiring Mike Dailey as its new head coach. The Crush compiled a 46-34 (.575) mark under Dailey from 2004-08, including a 6-3 record in the postseason, and captured two Central Division titles (2005-06) during his tenure.

The pinnacle of Elway's time with the Crush came in 2005 when the club won ArenaBowl XIX in just its third year of existence by defeating the Georgia Force 51-48 in the championship game.

The starting quarterback for the Broncos in an NFL-record five Super Bowls, Elway capped off his tenure as a player for the organization in 1998 by winning Most Valuable Player honors in Super Bowl XXXIII after leading the Broncos to their second consecutive World Championship. He retired as the all-time winningest starting quarterback in NFL history with a career mark of 148-82-1 (.643) while totaling a team-record 51,475 passing yards (4th in NFL history) and 300 touchdown passes (5th in NFL history).

Always driven by pressure, Elway directed the Broncos on a league-record 47 fourth-quarter or overtime, game-winning or game-saving drives in his legendary career. He also earned a franchise-record nine Pro Bowl selections and was named the Associated Press' NFL's Most Valuable Player in 1987.

He graduated from Stanford University with a bachelor's degree in economics while concluding his collegiate playing career with five major NCAA Division I-A records and nine major Pacific-10 Conference marks. As a senior, Elway was a consensus All-American and finished second in the Heisman Trophy balloting in addition to setting virtually every Pac-10 and Stanford career passing record en route to being the No. 1 overall selection in the 1983 NFL Draft.

Elway's late father, Jack, retired from the Broncos in 2000 after seven years with the club, including the last five as the team's director of pro scouting. Born June 28, 1960, John is married (Paige) and has four children: daughters Jessica Gwen (26), Jordan Marie (24) and Juliana (20), and son Jack (22).



JOHN FOX

HEAD COACH

John Fox, one of the NFL's most experienced and respected head coaches, enters his second season with the Broncos in 2012 after being named the 14th head coach in franchise history on Jan. 13, 2011. Fox, who has experience on multiple Super Bowl teams and has totaled the fourth-most wins (87) among active NFL head coaches since 2002, joined the Broncos after spending the previous nine seasons (2002-10) as the head coach of the Carolina Panthers.

A proven leader known for his positive, energetic coaching style, Fox has appeared in two Super Bowls and three conference championship games as a head coach or defensive coordinator. He has coached 27 players to a total of 51 Pro Bowl selections, including Pro Football Hall of Fame cornerback Rod Woodson and perennial All-Pros such as cornerback Champ Bailey, safety Brian Dawkins, and defensive ends Julius Peppers and Michael Strahan.

In his initial season with Denver in 2011, Fox led the Broncos to their first AFC West title and playoff victory in six years en route to finishing third in the Associated Press' NFL Coach of the Year voting. He became only the third head coach since the 1970 NFL merger to lead a team to a division title and playoff victory in his first year with a franchise after inheriting a club that won four or fewer games the previous year.

Fox guided the Broncos to six consecutive victories following a 1-4 start on their way to capturing the AFC West title along with a playoff victory against the defending AFC Champion Pittsburgh Steelers. Showing great resiliency, the Broncos tied an NFL record by winning six games when trailing or tied entering the fourth quarter.

Fox's first Broncos team was led by an offense that aver-

COACHING EXPERIENCE

24th NFL Season (2nd with Broncos)

Denver Broncos

Head Coach2011-12

Carolina Panthers

Head Coach2002-10

New York Giants

Defensive Coordinator1997-2001

St. Louis Rams

Consultant1996

Los Angeles/Oakland Raiders

Defensive Coordinator1994-95

San Diego Chargers

Secondary1992-93

Pittsburgh Steelers

Secondary1989-91

University of Pittsburgh

Defensive Coordinator/Secondary1986-88

Los Angeles Express (USFL)

Secondary1985

Iowa State University

Secondary1984

University of Kansas

Secondary1983

University of Utah

Secondary1982

Long Beach State

Secondary1981

Boise State University

Secondary1980

U.S. International University

Assistant Coach1979

San Diego State University

Graduate Assistant1978

aged a club-record and NFL-best 164.5 rushing yards per game along with a defense that posted the club's highest sack total (41) in 10 years. He worked with six players who went to the Pro Bowl (Denver's highest total in 10 years), including Associated Press NFL Defensive Rookie of the Year Von Miller, who led a Broncos rookie class that totaled the second-most starts (56) in the league.

Before joining the Broncos, Fox compiled a 73-71 (.507) regular-season record with the Panthers during his nine years as head coach. He led Carolina to three 11-win campaigns, two NFC South Division titles and three playoff appearances.

Carolina went 5-3 in the postseason under Fox, appearing in two NFC Championship Games and one Super Bowl (XXXVIII during the 2003 season). His four postseason road victories rank third in NFL history behind Pro Football Hall of Fame coaches Tom Landry (7, Dallas) and Joe Gibbs (5, Washington).

Fox's defenses ranked among the top eight in the league during five of his nine seasons in Carolina while registering an NFC-high 299 takeaways (3rd in NFL). He was instrumental in improving the Panthers' defense from its last-place ranking in 2001 to No. 2 (290.4 ypg.) during his initial campaign as the only defensive unit since the 1970 NFL merger to accomplish that feat.

Carolina's defensive upgrade was central to Fox's transformation of the 1-15 team he inherited following the 2001 season to the 7-9 squad he guided in 2002. That improvement marked the third-best first-year coaching turnaround in NFL history (Bobby Ross, 1992; Jim Haslett, 2000).

His 2003 team finished 11-5 and captured the NFC South crown en route to advancing to Super Bowl XXXVIII, where Carolina lost to New England 32-29. Fox joined Vince Lombardi and Bill Parcells as the only coaches in NFL history to inherit a one-win team and lead it to the postseason in just two years.

Carolina's second NFC Championship Game appearance in a span of three seasons came in 2005 after the Panthers finished with the NFL's third-ranked defense (282.6 ypg.) and earned a road win against Atlanta in their season finale to qualify for the playoffs. Fox's team won two more road games in the postseason, shutting out New York, 23-0, and defeating Chicago, 29-21, before losing to the Seahawks in the conference championship game in Seattle.

Fox also guided teams with dynamic offensive identities as Carolina produced four individual 1,000-yard rushing seasons (DeAngelo Williams-2, Stephen Davis-1, Jonathan Stewart-1) and seven individual 1,000-yard receiving outputs (Steve Smith-4, Mushin Muhammad-3) during his nine years with the Panthers. Carolina consistently fielded one of the NFL's best rushing attacks under Fox, including a seven-year stretch from 2003-09 when it placed 10th in the league in rushing yards per game (122.9)

In addition, quarterback Jake Delhomme recorded four 3,000-yard passing seasons for Carolina, including three consecutive campaigns from 2003-05.

The Panthers totaled a franchise-record 12 victories in 2008 behind the NFL's 10th-ranked offense (349.7 ypg.). Williams, who finished with a franchise-record 1,515 rushing yards and 18 rushing touchdowns to earn his first Pro Bowl selection that year, teamed with Stewart to lead a rushing attack that averaged 152.3 yards per game and 30 rushing touchdowns—only the fifth unit since the 1970 NFL merger to equal those totals.

In 2007, the Panthers became the first team in more than a decade to win at least one game with four different starting quarterbacks, finishing with a 7-9 record after losing starter Jake Delhomme in the third game with a season-ending elbow injury.

Fox guided 15 different Panthers to a total of 28 Pro Bowl selections from 2002-10. Peppers, who was chosen by the Panthers with the No. 2 overall pick in the 2002 NFL Draft, earned Associated Press NFL Rookie of the Year honors and was selected to five Pro Bowls (2004-06, '08-09) during his time in Carolina in addition to being named to the 2000s NFL All-Decade Team. Linebacker Jon Beason (2008-10), offensive tackle Jordan Gross (2008, '10), defensive tackle Kris Jenkins (2002-03, '06), center Ryan Kalil (2009-10) and Smith (2005-06, '08) were among the players who went to multiple Pro Bowls during Fox's time in Carolina.

Before his head coaching tenure with the Panthers, Fox spent five seasons as the defensive coordinator for the New York Giants from 1997-2001 and led a defense that consistently ranked among the league's most productive units. New York allowed the seventh-fewest points per game (18.7) in the NFL during that span while also finishing fourth in the league with a plus-25 turnover differential. The Giants totaled 230 sacks in five seasons under Fox, including Strahan's NFL-record 22.5 sacks in 2001.

Fox made an immediate impact upon his arrival in New York, coordinating a defense that led the NFL with a club-record 44 takeaways, including a league-high 27 interceptions. His initial Giants defense held opponents to 20 or fewer points in 12-of-16 games and allowed just 90.7 yards per contest on the ground.

The pinnacle of Fox's stretch with the Giants came in the 2000 season when the Giants advanced to Super Bowl XXXV by shutting out the Minnesota Vikings and the NFL's fifth-ranked offense in the NFC Championship Game by a 41-0 margin. Another highlight came during the 1998 season when the Giants' defense helped the team win its last four games, including a 20-16 win over John Elway and the eventual Super Bowl-champion Denver Broncos, who entered the contest 13-0 and were held to a season-low point total.

Giants linebacker Jessie Armstead made all five of his career Pro Bowls during the five-year period Fox was the team's defensive coordinator while Strahan earned his first four Pro Bowl selections during that time.

Fox spent a season as a consultant for the St. Louis Rams in 1996 after two years as the Raiders' defensive coordinator (1994-95). His defenses with the Raiders finished in the top half of the league in both of his seasons on staff and were anchored by defensive tackle Chester McGlockton and cornerback Terry McDaniell, each of whom earned Pro Bowl honors in both years under Fox.

As a secondary coach for the Chargers from 1992-93 under Bobby Ross, Fox helped San Diego rank second in the NFL with 47 interceptions in his two seasons, mentoring players such as safety Darren Carrington and Pro Bowl cornerback Gill Byrd. He was part of the Chargers' turnaround from a 4-12 record and a last-place finish in the AFC West the season before he arrived to an 11-5 mark and a division title in 1992.

He began his NFL career in 1989 in Pittsburgh, where he coached the secondary during Pro Football Hall of Fame Head Coach Chuck Noll's final three seasons with the Steelers from 1989-91. In that capacity, he instructed Woodson, who in 1991 earned the first of his 10 Pro Bowl selections as a defensive back en route to earning induction into the Pro Football Hall of Fame.

Fox's coaching career began in 1978 as a graduate assistant at his alma mater, San Diego State University, after playing two seasons as a defensive back for the Aztecs. Teammates with former NFL Head Coach Herm Edwards, he graduated from SDSU with a bachelor's degree in physical education and a secondary education teaching credential.

He worked his way through the college ranks, making a succession of moves beginning at U.S.

PRO BOWL PLAYERS COACHED BY FOX

PLAYER	POSITION	PRO BOWLS	YEARS
Jesse Armstead	Linebacker	5	1997-2001
Champ Bailey	Cornerback	1	2011
Jon Beason	Linebacker	3	2008-10
Ryan Clady	Offensive Tackle	1	2011
Stephen Davis	Running Back	1	2003
Brian Dawkins	Safety	1	2011
Jake Delhomme	Quarterback	1	2005
Elvis Dumervil	Defensive End	1	2011
Gill Byrd	Cornerback	1	1992
Mark Fields	Linebacker	1	2004
Jordan Gross	Offensive Tackle	2	2008, '10
Kris Jenkins	Defensive Tackle	3	2002-03, '06
Ryan Kalil	Center	2	2009-10
Terry McDaniell	Cornerback	2	1994-95
Willis McGahee	Running Back	1	2011
Chester McGlockton	Defensive Tackle	2	1994-95
Von Miller	Linebacker	1	2011
Dan Morgan	Linebacker	1	2004
Mushin Muhammad	Wide Receiver	1	2004
Julius Peppers	Defensive End	5	2004-06, '08-09
Mike Rucker	Defensive End	1	2003
Todd Sauerbrun	Punter	2	2002-03
Steve Smith	Wide Receiver	3	2005-06, '08
Michael Strahan	Defensive End	4	1997-99, 2000
Mike Wahle	Offensive Guard	1	2005
DeAngelo Williams	Running Back	1	2009
Rod Woodson	Cornerback	3	1989-91
TOTALS	27 PLAYERS / 11 POSITIONS	51	

International University (San Diego) in 1979 coaching defensive backs under Pro Football Hall of Famer Sid Gillman. Fox also had stints at Boise State (1980), Long Beach State (1981), Utah (1982), Kansas (1983) and Iowa State (1984) before his first venture into professional football for the USFL's Los Angeles Express in 1985.

Serving as defensive coordinator and secondary coach for the University of Pittsburgh from 1986-88, he orchestrated a pass defense that ranked in the top-10 nationally in each of his three seasons before moving on to his first NFL job with the Steelers.

A native of Virginia Beach, Va., Fox spent his teen years in the San Diego area and attended Castle Park High School in Chula Vista, Calif. He played defensive back at Southwestern Junior College in Chula Vista (1974-75) before transferring to San Diego State to finish his collegiate career.

The son of Ron Fox, who was a U.S. Navy SEAL, John and his wife, Robin, have three sons: Matthew, Mark and Cody, and a daughter, Halle.

JOHN FOX YEAR-BY-YEAR					
Year	Position	Team/School	Reg. Season Record	Postseason (record)	
1978	Graduate Assistant	San Diego State University	4-7		
1979	Defensive Backs	U.S. International University	8-3		
1980	Secondary	Boise State University	10-3	Div. I-AA Natl. Champ. (1-0)	
1981	Secondary	Long Beach State University	2-8		
1982	Secondary	University of Utah	5-6		
1983	Secondary	University of Kansas	4-6-1		
1984	Secondary	Iowa State University	2-7-2		
1985	Secondary	Los Angeles Express (USFL)	3-15		
1986	Defensive Coord./Secondary	University of Pittsburgh	5-5-1		
1987	Defensive Coord./Secondary	University of Pittsburgh	8-4	Bluebonnet Bowl (0-1)	
1988	Defensive Coord./Secondary	University of Pittsburgh	6-5		
1989	Secondary	Pittsburgh Steelers	9-7	Playoffs (1-1)	
1990	Secondary	Pittsburgh Steelers	9-7		
1991	Secondary	Pittsburgh Steelers	7-9		
1992	Secondary	San Diego Chargers	11-5	Playoffs (1-1)	
1993	Secondary	San Diego Chargers	8-8		
1994	Defensive Coordinator	Los Angeles Raiders	9-7		
1995	Defensive Coordinator	Oakland Raiders	8-8		
1996	Consultant	St. Louis Rams	6-10		
1997	Defensive Coordinator	New York Giants	10-5-1	Playoffs (0-1)	
1998	Defensive Coordinator	New York Giants	8-8		
1999	Defensive Coordinator	New York Giants	7-9		
2000	Defensive Coordinator	New York Giants	12-4	Super Bowl XXXV (2-1)	
2001	Defensive Coordinator	New York Giants	7-9		
2002	Head Coach	Carolina Panthers	7-9		
2003	Head Coach	Carolina Panthers	11-5	Super Bowl XXXVIII (3-1)	
2004	Head Coach	Carolina Panthers	7-9		
2005	Head Coach	Carolina Panthers	11-5	NFC Champ. Game (2-1)	
2006	Head Coach	Carolina Panthers	8-8		
2007	Head Coach	Carolina Panthers	7-9		
2008	Head Coach	Carolina Panthers	12-4	Playoffs (0-1)	
2009	Head Coach	Carolina Panthers	8-8		
2010	Head Coach	Carolina Panthers	2-14		
2011	Head Coach	Denver Broncos	8-8	Playoffs (1-1)	
Breakdown of John Fox's record coaching football:			W	L	T Pct.
Regular season record as an NFL head coach			81	79	0 .506
Postseason record as an NFL head coach			6	4	-- .600
Overall record as an NFL head coach			87	83	0 .512
Regular season record as an NFL assistant coach			105	86	1 .549
Postseason record as an NFL assistant coach			4	4	-- .500
Overall record as an NFL assistant coach			109	90	1 .548
Overall record as an NFL coach			196	173	1 .531
Regular season record as a collegiate assistant coach			54	54	4 .500
Postseason record as a collegiate assistant coach			1	1	-- .500
Overall record as a collegiate assistant coach			55	55	4 .500
Overall record coaching football			251	228	5 .524

COORDINATORS/ASSISTANT COACHES



JACK DEL RIO

DEFENSIVE COORDINATOR

Jack Del Rio, who served as the Jacksonville Jaguars' head coach from 2003-11, is in his first season as defensive coordinator for the Denver Broncos in 2012. He was named to his current position on Feb. 6, 2012.

A coaching veteran of 15 seasons in addition to an 11-year playing career as an NFL linebacker, Del Rio will serve as defensive coordinator for the second time under Head Coach John Fox, as the two spent the 2002 season together in Carolina.

Del Rio's defenses have ranked in the Top 6 in the NFL in yards per game allowed in eight of his 14 seasons as a position coach, coordinator or head coach. During that time, he coached 11 players to a total of 19 Pro Bowl selections, including All-Pros such as linebackers Peter Boulware and Ray Lewis, defensive tackles John Henderson, Kris Jenkins and Marcus Stroud, and cornerback Rashean Mathis.

Over the span of his nine seasons in Jacksonville, the Jaguars ranked sixth in the NFL in yards per game allowed (317.3) and eighth in points per game allowed (20.3). A staple of Del Rio's defensive units was their ability to stop the run, surrendering just 105.6 yards per contests on the ground throughout his tenure to rank sixth in the league.

Under Del Rio, the Jaguars made two playoff appearances from 2005-07, highlighted by the club's first postseason win in eight seasons with a 31-29 road victory against the Pittsburgh Steelers in a 2007 AFC Wild Card Game.

In just his second season in Jacksonville in 2004, Del Rio led the Jaguars (9-7) to their first winning record in five years and a second-place finish in the AFC South Division.

During his lone season as a defensive coordinator with Carolina in 2002, he inherited the NFL's worst defense statistically (371.4 ypg allowed) and turned it into the league's No. 2-ranked unit (290.4 ypg allowed). Additionally, the 2002 Panthers squad led the NFL in rushing average against (3.7) and ranked second in third down efficiency (32.9%) and sacks (52).

As linebackers coach for the Ravens from 1999-2001, Del Rio tutored a talented group that included Boulware, Lewis and Jamie Sharper. Baltimore's 2000 team set the NFL 16-game record by allowing only 165 points while recording four shutouts and forcing a league-best 49 turnovers. Lewis was named the NFL's Defensive Player of the Year and the MVP of Super Bowl XXXV that season after a playoff run in which the defense surrendered just one touchdown in four games.

Del Rio began his coaching career with the New Orleans Saints under Head Coach Mike Ditka, serving as an assistant strength coach in 1997 before moving on to coach the linebackers in 1998.

A veteran of 11 seasons as an NFL linebacker, he was drafted in the third round (68th overall) of the 1985 NFL Draft by New Orleans and went on to make the NFL's All-Rookie Team and earn the Saints' Rookie of the Year award.

Following two seasons in New Orleans (1985-86), he played for Kansas City (1987-88), Dallas (1989-91) and Minnesota (1992-95). He led the Vikings in tackles in three consecutive years and was selected to participate in the Pro Bowl during the 1994 season. For his career, he played 160 games (128 starts) in the regular season and totaled 1,078 tackles, 12 sacks and 13 interceptions.

He was a four-year starter at the University of Southern California, where he earned consensus All-America honors as a senior and was runner-up for the Lombardi Award, given to the nation's best line-man or linebacker. Named co-MVP of the 1985 Rose Bowl, Del Rio helped the Trojans to a 30-15-1 record while posting 340 career defensive stops, including 58 tackles for a loss.

Teammates with Randy Johnson and Mark McGwire on USC's baseball team from 1983-84, he was

COACHING EXPERIENCE

16th NFL Season (1st with Broncos)

Denver Broncos

Defensive Coordinator2012

Jacksonville Jaguars

Head Coach2003-11

Carolina Panthers

Defensive Coordinator2002

Baltimore Ravens

Linebackers1999-2001

New Orleans Saints

Linebackers1998

Assistant Strength Coach1997

drafted by Major League Baseball's Toronto Blue Jays in 1981.

Del Rio was a three-sport star in football, baseball and basketball at Hayward High School in Hayward, Calif. He earned a degree in political science from the University of Kansas while playing for the Chiefs. Born on April 4, 1963, in Castro Valley, Calif., Del Rio and his wife, Linda, have three daughters (Lauren, Hope and Aubrey) and a son Luke, who was invited to the prestigious Elite 11 Quarterback Camp in 2012 and has committed to play football at Oklahoma State University.

PRO BOWL PLAYERS COACHED (11): LB Peter Boulware (1999), QB David Garrard (2009), DT John Henderson (2004, '06), DT Kris Jenkins (2002), RB Maurice Jones-Drew (2009-11), TE Mercedes Lewis (2010), LB Ray Lewis (1999-2001), CB Rashean Mathis (2006), ST Montell Owens (2010-11), DT Marcus Stroud (2003-05), RB Fred Taylor (2007).

**as head coach, coordinator or primary position coach*



MIKE MCCOY

OFFENSIVE COORDINATOR

Mike McCoy enters his fourth season as the Broncos' offensive coordinator in 2012 after being hired by the club on Jan. 20, 2009. A former quarterback who competed in Denver's 1995 training camp as a rookie free agent, McCoy spent nine years (2000-08) coaching with the Carolina Panthers, including seven seasons under John Fox, before joining the Broncos.

McCoy, who also coached the Broncos' quarterbacks in 2009 in addition to his offensive coordinator responsibilities, worked in a variety of offensive capacities with the Panthers after beginning his coaching career with the club in 2000. He had stints as Carolina's passing game coordinator (2007-08), quarterbacks coach (2002-08) and wide receivers coach (2001) while also handling offensive assistant duties (2000, '02) with the team.

For his NFL coaching career, McCoy has overseen six individual 3,000-yard passing seasons from his work with Panthers quarterback Jake Delhomme (4) and Broncos quarterback Kyle Orton (2). He also has been involved with the coaching of five Pro Bowl selections, helping Delhomme (2005) along with Broncos tackle Ryan Clady (2009, '11), running back Willis McGahee (2011) and wide receivers Brandon Marshall (2009) and Brandon Lloyd (2010) earn NFL All-Star honors.

Last season, McCoy revamped Denver's offense to suit the skillset of quarterback Tim Tebow, who took over as the starter after Week 5. The Broncos, who ranked 23rd in the NFL in rushing from 2009-10 (105.6 ypg) and were 20th in the league (101.8 ypg) through five games in 2011, made a dramatic turnaround with their new run-oriented offense and finished as the league's No. 1 rushing attack with a franchise-record 2,632 yards on the ground.

Implementing the read option into the game plan, McCoy's offense helped Denver reel off six consecutive victories in Weeks 9-14 to vault the Broncos into a first-place finish in the AFC West. Tebow continued his progression as a passer while finishing with 660 rushing yards to represent the most by a quarterback in team history. McGahee tied for the NFL lead with seven individual 100-yard rushing games and earned his second career Pro Bowl berth with a final tally of 1,199 yards on the season.

Second-year wide receivers Eric Decker and Demaryius Thomas were also featured prominently in Denver's offense during the 2011 season. Decker totaled the second-most receiving touchdowns (8) by a Bronco in his first or second year, and Thomas led the club in receiving yards during the season's final seven contests (including the postseason) to set a franchise record.

In 2010, McCoy oversaw the NFL's seventh-ranked passing offense, as Orton ranked fourth in the league with 281 passing yards per game. He also helped tutor quarterback Tebow, who opened Denver's last three contests in 2010 and registered the highest quarterback rating (82.1) of the eight rookie starting signal-callers in the league. Under McCoy's guidance, Lloyd led the NFL in receiving yards (1,448) and earned his first Pro Bowl selection in 2010, while becoming just the fourth wide receiver in team history to receive Associated Press All-Pro honors.

COACHING EXPERIENCE

13th NFL Season (4th with Broncos)

Denver Broncos

Offensive Coordinator2010-12
Offensive Coordinator/Quarterbacks2009

Carolina Panthers

Passing Game Coord./Quarterbacks2007-08
Quarterbacks2003-06
Quarterbacks/Offensive Assistant2002
Wide Receivers2001
Offensive Assistant2000

In his first year as Denver's offensive coordinator/quarterbacks coach in 2009, McCoy helped Orton reach career highs in every passing category while tying for fifth in the NFL and matching a club record with 10 90.0+passer rating games. Clady's work at left tackle was recognized around the league with him earning the first Pro Bowl selection of his career and becoming only the fifth tackle since the 1970 league merger to be named a first-team Associated Press All-Pro by his second NFL season.

McCoy's offense in 2009 featured another Pro Bowl pick in Marshall, who tied for third in the league with 101 receptions, including an NFL-record 21 in one game. Running back Knowshon Moreno also enjoyed a productive season, earning All-Rookie honors after becoming just the 14th player since the 1970 NFL merger to lead league rookies in rushing yards (947), yards from scrimmage (1,160) and total touchdowns (9).

The Panthers totaled three playoff appearances, two division titles, two NFC Championship Game appearances and a berth in Super Bowl XXXVIII (2003 season) during McCoy's nine years on staff from 2000-08. Carolina tied for the second-best record in the NFC (T-7th in NFL) from 2003-08, posting a 56-40 (.583) mark with McCoy seeing an increased role in coaching its offense in that six-year period.

McCoy worked closely with Delhomme during six of his nine years coaching with the Panthers, helping the quarterback to his first career Pro Bowl selection (2005) and four 3,000-yard passing seasons (2003-05, '08).

As passing game coordinator/quarterbacks coach with Carolina from 2007-08, McCoy's passing offense averaged the seventh-most yards per completion (11.7) in the NFL during that time. Delhomme averaged the fifth-most yards per pass attempt (7.8) in the NFL during McCoy's two seasons managing Carolina's passing attack while wide receiver Steve Smith enjoyed similar success, ranking seventh in the league in receiving yards (2,423) over that period.

In 2008, McCoy's instruction helped Delhomme rank fourth in the NFL in yards per pass attempt (7.9) and register his fourth career 3,000-yard passing effort (3,288). His passing offense featured a 1,421-yard receiving output from Smith that was the third best in the league and resulted in the wide receiver earning a Pro Bowl berth. The Panthers' 12-4 regular-season record tied for the best mark by the club in franchise history and resulted in the team earning a first round playoff bye.

Injuries forced the Panthers to start four different quarterbacks (none for more than three games in a row) in 2007, but McCoy's group of passers answered the challenge. Carolina became the first NFL team in 10 years to win at least one game with four different starters at quarterback (Delhomme, David Carr, Matt Moore and Vinny Testaverde).

From 2002-06, McCoy served as the Panthers' quarterbacks coach and also handled offensive assistant duties for the club during the first year of that period. His teaching helped Delhomme total 89 touchdown passes from 2003-06 that represented the fifth-highest total in the NFL.

The Panthers had an 11-5 record and advanced to the NFC Championship Game in 2005, and McCoy's efforts with Delhomme helped the quarterback tie for fourth in the league with 24 touchdown passes and earn his first career Pro Bowl selection.

Delhomme enjoyed a career-year under McCoy in 2004, registering personal bests in passing yards (3,886) and touchdown passes (29) that both marked the second-best season totals in Panthers annals. Delhomme's 1.93 touchdown-to-interception ratio (29-15) also ranked fifth in the NFL for the season.

McCoy helped the Panthers to an NFC South title and their first-ever Super Bowl berth (XXXVIII) during the 2003 season. Delhomme, in his first year as an NFL starter, registered a league-high seven fourth-quarter comeback drives that season.

Carolina named McCoy its wide receivers coach in 2001, and he oversaw the development of Smith during his rookie campaign. Wide receivers Mushin Muhammad and Donald Hayes each recorded more than 50 catches and 500 receiving yards under McCoy's instruction that year.

McCoy's coaching career began with Carolina as its offensive assistant in 2000, and he was thrust into the quarterbacks coaching role four weeks into the season. He worked closely with veteran Steve Beuerlein, helping him total 3,730 passing yards that ranked seventh in the NFL.

A quarterback in college, McCoy spent his first two seasons playing for Long Beach State University from 1990-91 under legendary Head Coach George Allen before transferring to the University of Utah for his final two years. His collegiate career ended in dramatic fashion in 1994 when he threw a game-winning, 5-yard touchdown pass to wide receiver Kevin Dyson in the final minute to give Utah a 16-13 win against Arizona in the Freedom Bowl.

The Broncos signed McCoy as a college free agent in 1995, and he spent the regular season as a rookie on Green Bay's practice squad. He saw his first professional playing time with NFL Europe's

Amsterdam Admirals in 1997 and spent one game on San Francisco's roster as its third quarterback that year. McCoy competed in training camp with Philadelphia in 1998 before concluding his playing career with the Canadian Football League's Calgary Stampeders in 1999.

McCoy was born on April 1, 1972, in San Francisco. He and his wife, Kellie, have one daughter (Olivia) and one son (Luke).

PRO BOWL PLAYERS COACHED (4): T Ryan Clady (2009, '11), QB Jake Delhomme (2005), WR Brandon Lloyd (2010), WR Brandon Marshall (2009), RB Willis McGahee (2011).

**as head coach, coordinator or primary position coach*



JEFF RODGERS

SPECIAL TEAMS COORDINATOR

Jeff Rodgers enters his second season as special teams coordinator for the Denver Broncos in 2012 after spending the previous two years coaching that unit under Broncos Head Coach John Fox in Carolina.

In addition to his two seasons as a coordinator, he has six years of NFL experience instructing special teams along with three years coaching at the collegiate level.

His first season with Denver in 2011 delivered marked improvement for the special teams unit as the Broncos progressed in nearly every significant statistical category. The Broncos advanced from No. 26 in the *Dallas Morning News'* 2010 special teams rankings to No. 10 in 2011, with the 16-spot improvement tying for the second-largest jump in the NFL.

The club's punt return group ranked third in the NFL with a 12.7-yard average and tied for second in the league with two return scores in 2011. Additionally, Denver was the only team to feature multiple players with punt return touchdowns as Eric Decker and Eddie Royal each recorded a return score.

Under Rodgers' direction in 2011, punter Britton Colquitt set single-season franchise records for gross (47.4) and net punting (40.2) averages. Kicker Matt Prater, who was named AFC Special Teams Player of the Month for December/January, tied the NFL record with four game-winning field goals on the last play of the game in addition to leading the league in touchback percentage (47-of-67 / 70.1%).

After serving as special teams assistant in his first season with the Panthers, he was promoted to special teams coordinator in 2010 and helped the unit improve categorically from the previous season, including increased figures in punt return average (9.6), kickoff return average (21.9) and opponent starting field position after kickoffs (25.0).

Rodgers' coaching helped Captain Munnerlyn post the fourth-most punt return yards (605) in the NFC from 2009-10, while tying for third in the league with six punt returns of 20+ yards in 2010.

In between his tenure with the Panthers and five seasons with the 49ers, he spent one year as the special teams coordinator at Kansas State University in 2008, instructing one of the nation's top units. The Wildcats led the country with a school-record nine blocked kicks and finished first in kickoff coverage (opponent 21.9-yard line). Kansas State also scored six special teams touchdowns, as returner Brandon Banks and kicker Brooks Rossman each earned All-Big 12 Conference honors.

He spent five years with the 49ers from 2003-07, serving as the special teams quality coach for two seasons before being promoted to assistant special teams coach in 2005. In Rodgers' first year with the 49ers, they led the NFL with five special teams takeaways. Long snapper Brian Jennings was named to the Pro Bowl in 2004, and during the 2005 season, kicker Joe Nedney converted 26-of-28 field-goal attempts (92.9 pct.), to set a team accuracy record. That year, San Francisco's kickoff coverage unit allowed the fewest kickoff return yards in the NFL (960).

In 2007, he helped Pro Bowl punter Andy Lee finish first in the NFC and second in the NFL with a 41.0 net punting average and set a league record with 42 punts inside the 20. That season, San Francisco also ranked first in the league in kickoff coverage with its opponents' average starting field position at the 24.9-yard line.

COACHING EXPERIENCE

9th NFL Season (2nd with Broncos)

Denver Broncos

Special Teams Coordinator2011-12

Carolina Panthers

Special Teams Coordinator2010

Special Teams Assistant2009

Kansas State University

Special Teams Coordinator2008

San Francisco 49ers

Assistant Special2005-07

Special Teams Quality Control2003-04

University of Arizona

Graduate Assistant/Linebackers2002

Graduate Assistant/Secondary2001

He began his coaching career as a graduate assistant at the University of Arizona from 2001-02, where he worked with the secondary and linebackers.

Rodgers played linebacker at North Texas, where he earned his degree in business, specializing in entrepreneurship and strategic management. His older brother, Jay, is entering his first season as the Broncos' defensive line coach and his fourth season overall on the club's defensive staff. Rodgers, who attended Westlake High School in Austin, Texas, was born in St. Paul, Minn.



CLANCY BARONE

TIGHT ENDS

Clancy Barone enters his fourth season with the Broncos in 2012, including his third year as the club's tight ends coach after tutoring the offensive line during the 2010 season. Barone, who owns 10 years of experience as a tight ends coach, was hired by the Broncos on Jan. 23, 2009, after coaching the position for the San Diego Chargers (2007-08) and Atlanta Falcons (2005-06) in his previous two stops.

In his 26th season coaching, Barone spent his first 17 years working at the collegiate level before beginning his NFL coaching career with the Falcons in 2004 as their assistant offensive line coach.

Barone coached an entirely new tight end group in 2011 with free-agent acquisitions Daniel Fells and Dante Rosario joining rookies Virgil Green and Julius Thomas as newcomers on Denver's AFC West Championship squad. With an emphasis on blocking, the unit helped Denver lead the league in rushing while setting a team record with 164.5 yards per game on the ground.

In 2010, he instructed Denver's offensive line, tutoring rookie offensive linemen J.D. Walton and Zane Beadles. Walton was one of five NFL rookie offensive linemen to start all 16 games in 2010, and Beadles became the first rookie in eight seasons to start at least six games (eight at left guard and six at right tackle) at two of the three positions along the line (T, G, C).

In his first year with the Broncos in 2009, Barone instructed a group of tight ends that included Daniel Graham, who further cemented his reputation as one of the NFL's best blockers at his position. Tony Scheffler also placed fourth among league tight ends in yards per reception (13.4).

During his first four years as an NFL tight ends coach, Barone instructed a pair of All-Pro tight ends with the Chargers' Antonio Gates (2007-08) and the Falcons' Alge Crumpler (2005-06) earning multiple Pro Bowl berths under his direction. Gates was named to the 2000s NFL All-Decade Team as voted on by the Pro Football Hall of Fame selection committee while Crumpler finished in the top five among tight ends for USA Today's 2000s All-Decade Team.

Gates continued to be one of the league's most productive tight ends in two seasons with Barone as his position coach in San Diego from 2007-08, earning consecutive Pro Bowl appearances. Barone's instruction helped the Charger tie for first among NFL tight ends in touchdown catches (17), rank third in receiving yards (1,688) and tie for fourth in receptions (135) over that span.

During Barone's final year as San Diego's tight ends coach in 2008, Gates earned his fifth consecutive Pro Bowl selection after registering the second-most receiving touchdowns (8) in the NFL at his position group. He also placed sixth among league tight ends in receptions (60) and seventh in receiving yards (704).

Barone's first year coaching the Chargers' tight ends in 2007 saw Gates average a career-best 13.1 yards per reception that ranked second among league tight ends. He also picked up Pro Bowl acco-

COACHING EXPERIENCE

9th NFL Season (4th with Broncos)

Denver Broncos

Tight Ends2011-12
Offensive Line2010
Tight Ends2009

San Diego Chargers

Tight Ends2007-08

Atlanta Falcons

Tight Ends2005-06
Assistant Offensive Line2004

Texas State University

Assistant Head Coach/Off. Coordinator2003

University of Houston

Offensive Coordinator/Offensive Line2000-02

University of Wyoming

Offensive Coordinator/Offensive Line1997-99

Eastern Illinois University

Offensive Line1994-96

Texas A&M University

Assistant Offensive Line1993

Sacramento State University

Offensive Line1991-92

American River College (Calif.)

Offensive Line1987-90

lades, finishing the year second among NFL tight ends in touchdown catches (9) while ranking fourth at the position in receptions (75) and receiving yards (984).

Crumpler benefited from Barone's guidance with the Falcons from 2005-06, appearing in the Pro Bowl during both of those seasons and totaling the third-most receiving yards (1,657) among NFL tight ends in that two-year period. He also tied for third in the league in touchdown catches (13) and ranked eighth in receptions (121) at his position in two years under Barone.

In addition, the blocking of Atlanta's tight ends with Barone on staff helped the club average an NFL-best 171.4 rushing yards per game from 2005-06 and lead the league in rushing during each of those two seasons.

Crumpler was named to his fourth consecutive Pro Bowl with Barone coaching Atlanta's tight ends in 2006 after leading NFC tight ends (2nd in NFL) with a career-high eight touchdown grabs and ranking fourth in the league at his position in receiving yards (780). His 877 receiving yards and 65 receptions working with Barone in 2005 represented Falcons single-season records for tight ends and resulted in a Pro Bowl selection.

In 2004, Barone began his NFL coaching career as an assistant offensive line coach with a Falcons team that advanced to the NFC Championship Game. Atlanta's offensive line helped the club lead the NFL and set franchise records in both yards per rush (5.1) and rushing yards per game (167.0).

Barone spent seven seasons as an offensive coordinator in college from 1997-2003, working in that capacity for Texas State University (2003), the University of Houston (2000-02) and the University of Wyoming (1997-99). He had additional responsibilities as assistant head coach for Texas State while also coaching the offensive lines for Houston and Wyoming.

Texas State's offense was one of the best in the nation under Barone's direction in 2003, ranking seventh in the country in yards per game (443.4) en route to setting numerous school offensive records. He was named Division-IA Offensive Line Coach of the Year by the National Offensive Line Coaches Association following his final year at Houston in 2002, a season in which Cougars running back Joffrey Reynolds ranked ninth in the nation in rushing (128.8 ypg. / 1,545 yds.).

During his three years at Wyoming from 1997-99, Barone's offensive line gave up a total of just 35 sacks.

An offensive lineman at the University of Nevada and Sacramento State University, Barone's coaching career began at American River College (Sacramento, Calif.), where he coached its offensive line from 1987-90. He spent two seasons coaching the offensive line at Sacramento State from 1991-92 before serving as assistant offensive line coach at Texas A&M University in 1993 and coaching Eastern Illinois University's offensive line from 1994-96.

Barone was a four-sport star at Red Bluff High School in Red Bluff, Calif., and was born on July 26, 1963, in San Andreas, Calif. He and his wife, Rosie, have three children: Gianna, Stefano and Isabella.

PRO BOWL PLAYERS COACHED (2): TE Alge Crumpler (2005-06), TE Antonio Gates (2007-08).

**as head coach, coordinator or primary position coach*



KEITH BURNS

ASSISTANT SPECIAL TEAMS

Keith Burns begins his sixth season on the Denver Broncos' staff in 2012, following a 13-year playing career in which he became one of the most accomplished special teams players in the NFL. Burns, who played for the

Broncos for 11 years, has worked with the club's special teams for the last five years. He was named to his current position as assistant special teams coach on Jan. 27, 2011.

During five seasons assisting with the instruction of Denver's special teams, Burns has worked with a unit that has accounted for six return touchdowns (4 punt return, 2 kickoff return) and two blocked kicks (1 punt, 1 extra point) in addition to posting the sixth-best punt return average (10.6 yds.) in the NFL. The Broncos also have posted the second-most touchbacks on kickoffs (129) in the league over that span.

Individually, Burns has coached four players who have totaled six AFC Special Teams Player of the Week awards with kickers Matt Prater (3) and Jason Elam (1) along with wide receivers Glenn Martinez (1) and Eddie Royal (1) earning recognition from the league. Prater and Royal also were tabbed AFC

COACHING EXPERIENCE

6th NFL Season (6th with Broncos)

Denver Broncos

Assistant Special Teams2007-12

Special Teams Player of the Month by the NFL.

Working with Special Teams Coordinator Jeff Rodgers in 2011, the unit improved from No. 26 in the *Dallas Morning News*' 2010 special teams rankings to No. 10—a jump that represented the second-largest improvement in the league.

The Broncos' punt return group ranked third in the NFL (12.7 avg.) in 2011 while tying for second in the league with two return touchdowns. Punter Britton Colquitt set franchise single-season records for gross (47.4) and net punting (40.2) averages, and Prater tied Elam's NFL record with four game-winning field goals on the last play of the game.

The Broncos had one of the NFL's top kickoff coverage units in 2009 with Burns working with a group that placed third in the league in average opponent drive start after kickoffs (22.9-yard line). Royal, who ranked seventh in the NFL in punt return average (11.2 yds.), became the 11th player in league history to have both a kickoff and punt return touchdown in the same game (at San Diego, 10/19/09). Prater made 19 of his final 20 field goal attempts and tied for the third-most field goals for a season in club history (30).

In 2008, Burns' work with Denver's special teams helped college free agent punter Brett Kern earn consensus All-Rookie honors after posting the fifth-best gross punting average (46.7 yds.) in the league. Royal, in his rookie year, placed seventh in the NFL in kickoff return average (26.1 yds.) while also handling punt return duties.

Burns instructed a Broncos special teams unit in 2007 that played a key role in several victories as Elam became the first player since the 1970 NFL merger to convert four walk-off, game-winning field goals in the same season (2 in regulation, 2 in overtime).

During his playing career with the Broncos from 1994-98, 2000-03 and '05-06, Burns led the team or tied for its season high in special-teams tackles seven times and totaled 186 special-teams stops in 166 career games (3 starts) with the club. Burns, whose 166 career games played with Denver tie for the 14th most by a player in club history, also added 70 defensive tackles (47 solo), 1.5 sacks (9 yds.), two pass breakups and one forced fumble as a Bronco.

A key member of the Broncos' teams that won Super Bowl XXXII in 1997 and XXXIII in 1998, Burns helped Denver earn three AFC West titles (1996, '98, 2005) along with six playoff berths (1996-98, 2000, '03, '05). His 12 career postseason games with Denver tie for the 10th most by a player in team history.

Burns entered the NFL with Denver as a seventh-round choice (210th overall) in the 1994 NFL Draft from Oklahoma State University. In addition to playing for the Broncos, he spent the 1999 season with the Chicago Bears and the 2004 campaign with the Tampa Bay Buccaneers.

For his entire NFL career, Burns played 197 games (3 starts) and totaled 231 special-teams tackles. He also posted 77 career defensive stops (50 solo), 1.5 sacks (9 yds.), one interception (15 yds.), three pass breakups and one forced fumble.

Burns is a native of Greeleyville, S.C., and was born on May 16, 1972. He and his wife, Michelle, have two daughters (Danielle and Rachel) and one son (Keith).



BRIAN CALLAHAN

QUALITY CONTROL - OFFENSE

Brian Callahan enters his third season with the Denver Broncos and second as the club's offensive quality control coach in 2012. He was originally hired by the team on Feb. 22, 2010, spending his initial year in Denver as an offensive coaching assistant.

Callahan has five years of coaching experience, including two seasons at UCLA following his playing career at the school as a quarterback.

In addition to his offensive assistant duties for the Broncos from 2010-11, Callahan had an extensive role instructing the team's running backs during the last four games of the 2010 campaign when Running Backs Coach Eric Stutesville was named interim head coach. His guidance helped Denver's running game post the NFL's largest second-half improvement in yards per carry (1.8) over the last eight games of the season.

COACHING EXPERIENCE

3rd NFL Season (3rd with Broncos)

Denver Broncos

Quality Control - Offense2011-12
Coaching Assistant2010

Junipero Serra High School (Calif.)

Offensive Coordinator/Quarterbacks2009
Quarterbacks2008

UCLA

Graduate Assistant2006-07

Callahan spent the previous two years coaching at Junipero Serra High School in San Mateo, Calif., where he also held additional responsibilities as an assistant in its Academic Resource Center. Working as its offensive coordinator/quarterbacks coach in 2009, he instructed the West Catholic Athletic League's first-ranked receiver, second-ranked rusher and fourth-ranked passer.

Coaching quarterbacks for Junipero Serra in 2008, Callahan tutored San Mateo County and WCAL Player of the Year Cody Jackson, who earned a scholarship to play at Army after leading the conference in completions, passing yards and touchdowns that season.

Callahan began his coaching career at UCLA in 2006 as a graduate assistant in the Bruins' football operations department and also helped coach the defense. In 2007, he worked with the team's wide receivers and was responsible for breaking down UCLA opponent game video, aiding coaches with game preparation, directing the defensive scout team and breaking down opponents' special teams units.

A former walk-on quarterback at UCLA who earned a scholarship, Callahan appeared in all 13 games as a holder on the field goal and extra point units for the Bruins as a senior. He received a bachelor's degree in sociology from UCLA in 2006 before earning a master's degree in education from the school in 2008.

During his prep career at De La Salle High School in Concord, Calif., Callahan was part of the school's national-record 151-game winning streak. He was a two-year letterwinner as a quarterback who shared in De La Salle's No. 1 national ranking from *USA Today*.

At De La Salle, he played with several future NFL players, including Broncos linebacker D.J. Williams and Jaguars running back Maurice Jones-Drew.

Born on June 10, 1984, in Champaign, Ill., Callahan served as a co-chairman of the Bruin Athletic Council for two years and played on the UCLA club ice hockey team following his senior year of football. His father, Bill, is the offensive coordinator and offensive line coach for the Dallas Cowboys and has served as the head coach for the Oakland Raiders and the University of Nebraska.



MIKE EUBANKS

ASSISTANT STRENGTH & CONDITIONING

Mike Eubanks begins his first year as assistant strength and conditioning coach for the Denver Broncos and fourth overall season as a strength coach in the NFL in 2012.

Named to his current position on Feb. 15, 2012, he assists Strength and Conditioning Coach Luke Richesson, whom he worked with for the last three seasons in Jacksonville.

Eubanks, 31, got his start in the NFL as a strength and conditioning intern on Richesson's staff in 2009 after working as a graduate assistant strength and conditioning coach at Arizona State University from 2008-09. Prior to his stint with the Sun Devils, he interned at Athletes' Performance in Tempe, Ariz., from 2007-08, where he helped Richesson train college prospects for the NFL Combine and worked out NFL veterans during the offseason.

He began his career as a defensive backs coach at Scottsdale Community College from 2003-04 before spending two seasons (2006-07) as strength and conditioning coach with additional responsibilities instructing defensive backs and wide receivers at Seton Catholic High School in Phoenix.

A certified corrective exercise specialist through the National Academy of Sports Medicine and a certified strength and conditioning specialist through the National Strength and Conditioning Association, Eubanks was a three-year letterman in football at the University of Wisconsin-Eau Claire. He earned a bachelor's degree in exercise and wellness and a master's degree in education from Arizona State. He was born on Dec. 31, 1980.

COACHING EXPERIENCE

4th NFL Season (1st with Broncos)

Denver Broncos

Assistant Strength and Conditioning2012

Jacksonville Jaguars

Strength Staff Assistant2010-11

Strength and Conditioning Intern2009

Arizona State University

Graduate Asst. Strength and Conditioning ...2008-09

Athletes' Performance (Tempe, Ariz.)


Strength and Conditioning Intern2007-08

Seton Catholic High School (Phoenix)

DBs/WRs/Strength and Conditioning2006-07

Scottsdale Community College

Defensive Backs2003-04



SAM GARNES

ASSISTANT SECONDARY

Sam Garnes enters his second season with Denver and third year overall in the NFL in 2012. He was hired to his current position as the team's assistant secondary coach on Jan. 27, 2011.

Denver's secondary in 2011 featured veteran Pro Bowlers in cornerback Champ Bailey and safety Brian Dawkins in addition to three rookies who made significant contributions: cornerback Chris Harris and safeties Quinton Carter and Rahim Moore.

Harris, who made the team as a college free agent, led all NFL rookie defensive backs and ranked fourth on the Broncos with 65 tackles (56 solo). Carter started 12 of the team's final 13 games, including the postseason, and recorded interceptions in both of Denver's playoff contests. Tenth-year cornerback André Goodman opened every game for the Broncos in 2011 and tied for the team lead with two interceptions — including one for a touchdown — during the regular season.

In 2010, Garnes was a special teams and strength and conditioning assistant under John Fox in Carolina, where he also worked closely with Broncos Special Teams Coordinator Jeff Rodgers.

Prior to entering the NFL coaching ranks, Garnes spent five seasons coaching various positions following his seven-year playing career.

He served as a defensive backs coach with the UFL's Las Vegas Locomotives in 2009, helping them to the league's inaugural championship. Garnes participated in the NFL's Minority Internship Program twice — once with New Orleans during the team's 2008 training camp and once with Carolina during its 2007 training camp.

His professional coaching career began in 2006 with the Cologne Centurions of NFL Europe. Under his guidance, the team led the league in pass defense and interceptions. In 2005, Garnes coached Emerson High School in Emerson, N.J.

Garnes played safety for five seasons with the New York Giants (1997-2001), while Fox was the team's defensive coordinator. He then finished his career with the New York Jets, where he played from 2002-03. He started 105-of-106 games and registered 577 tackles, three sacks, 10 interceptions, 41 passes defended, five forced fumbles and two fumble recoveries during his career. He was selected in the fifth round of the 1997 NFL Draft by the Giants.

A three-time first-team All-Conference USA and All-Liberty Bowl Alliance choice at the University of Cincinnati, Garnes finished his career as the Bearcats' all-time leader in tackles and interceptions and graduated with a degree in criminal justice. He attended DeWitt Clinton High School in the Bronx, N.Y., and was born on July 12, 1974.

COACHING EXPERIENCE

3rd NFL Season (2nd with Broncos)

Denver Broncos

Assistant Secondary2011-12

Carolina Panthers

Special Teams Assistant2010

Las Vegas Locomotives (UFL)

Defensive Backs2009

Cologne Centurions (NFL Europe)

Defensive Backs2006

Emerson High School (N.J.)

Defensive Coordinator2005



ADAM GASE

QUARTERBACKS

Adam Gase enters his second year as quarterbacks coach for the Denver Broncos in 2012 after two seasons (2009-10) as the team's wide receivers coach, and begins his eighth season overall in the NFL. He was named to his current position on Jan. 20, 2011.

Before joining the Broncos, Gase was an offensive assistant for San Francisco in 2008 after coaching three seasons (2005-07) with Detroit, including serving as the club's quarterbacks coach during the 2007 campaign. He began his coaching career in 2000 at Louisiana State University and worked at the school until taking a position in the Lions' scouting department in 2003.

In 2011, Gase was instrumental in the development of sec-

COACHING EXPERIENCE

8th NFL Season (4th with Broncos)

Denver Broncos

Quarterbacks2011-12

Wide Receivers2009-10

San Francisco 49ers

Offensive Assistant2008

Detroit Lions

Quarterbacks2007

Offensive Quality Control2006

Offensive Assistant2005

Louisiana State University

Recruiting/Assistant to Head Coach2001-02

Defensive Graduate Assistant2000

ond-year quarterback Tim Tebow, who started the season's final 11 regular-season games in addition to two playoff contests and posted a combined 8-5 record that included five fourth-quarter comebacks.

Tebow threw for 12 touchdowns against just six interceptions in the regular season with his best performance coming in Week 13 against Minnesota in which he completed 10-of-15 passes for 202 yards and two touchdowns with his 149.3 passer rating representing the second-highest single-game total in the NFL in 2011.

Seeing his first extended action as a starter in 2011, Tebow set a team record for quarterbacks with 660 rushing yards and added six touchdowns on the ground. He helped the Broncos finish No. 1 in the NFL in rushing (164.5 ypg), including a staggering 193.0 yards per game during his 11 games as the starter.

In his playoff debut against Pittsburgh in the AFC Wild Card Round, Tebow became the first player in NFL postseason history to complete three passes of at least 50 yards in a single game. He also joined Joe Montana and Jeff Garcia as the only players in playoff history to pass for 300 yards and two scores in addition to rushing for 50 yards and a touchdown, as he led Denver to a 29-23 overtime win against the Steelers.

During Gase's second year as the Broncos' wide receivers coach in 2010, wide receiver Brandon Lloyd became the first player in team history to lead the NFL in receiving yards (1,448). Lloyd also set career highs in receptions (77), receiving average (18.8) and receiving touchdowns (11), while earning his first career trip to the Pro Bowl. Under Gase's tutelage, Lloyd became just the second player in NFL history to record his first 1,400-yard output in their eighth season or later.

In 2009, Brandon Marshall earned a Pro Bowl selection after becoming the fifth player in NFL history to post three consecutive 100-catch seasons (101-1,120 yds.). Marshall, who had a career-high 10 receiving touchdowns, set a league single-game record for receptions with 21 at Indianapolis (12/13/09), and his 43 catches in December tied for the most in a four-game period in the NFL since 1960.

As Detroit's quarterbacks coach in 2007, Gase helped quarterback Jon Kitna total the sixth-most passing yards (4,068) in the NFL while becoming only the ninth player in NFL history to post consecutive 4,000-yard passing seasons.

From 2005-06, Gase coached as an offensive assistant with the Lions, working under Head Coach Steve Mariucci in 2005 and under Head Coach Rod Marinelli in 2006.

The 2005 campaign marked the beginning of Gase's NFL coaching career, and he worked as an offensive assistant for Detroit. He broke into the NFL in 2003 with the Lions as a scouting assistant and held that position until 2005.

From 2000-02, Gase worked at Louisiana State under Head Coach Nick Saban, serving as a defensive graduate assistant for the school in 2000 while also working in recruiting. During his three years with the Tigers, the school had a 26-12 overall record, won two bowl games (Peach Bowl in 2000, Sugar Bowl in 2001) and earned one Southeastern Conference Championship (2001).

Gase attended Michigan State University from 1996-99 and received a bachelor's degree from the school.

Born on March 29, 1978, in Ypsilanti, Mich., Gase is married to Jennifer, and they have a daughter, McKenzie, and a son, A.J.

PRO BOWL PLAYERS COACHED (2): WR Brandon Lloyd (2010), WR Brandon Marshall (2009).

**as head coach, coordinator or primary position coach*



JASON GEORGE

ASSISTANT STRENGTH & CONDITIONING

Jason George enters first season as assistant strength and conditioning coach for the Broncos in 2012 after three seasons working with the Jacksonville Jaguars in that capacity. He was named to his current position on Feb. 15, 2012.

George, 43, who serves as Strength and Conditioning Coach Luke Richesson's top assistant, has 11 years of experience as a head strength coach at the collegiate level in addition to his three seasons on an NFL staff.

He worked as the head strength and conditioning coach at Fordham University from 1998-2008, where his primary responsibility was with the football team. He was named the Atlantic 10 Conference College Strength and Conditioning Coach of the Year by the National Strength

COACHING EXPERIENCE

4th NFL Season (1st with Broncos)

Denver Broncos

Assistant Strength and Conditioning2012

Jacksonville Jaguars

Assistant Strength and Conditioning2009-11

Fordham University

Strength and Conditioning1998-2008

University of Kansas

Graduate Assistant Strength1997-98

St. Paul's H.S. (Winnipeg, Manitoba)

Strength and Conditioning/Asst. Football ..1992-96

and Conditioning Association in 2000. That same year, he received the school's Iron Major Award as the university's coach of the year.

His career began as a strength and conditioning coach/assistant football coach at St. Paul's High School in Winnipeg, Manitoba from 1992-96. He moved on to become a graduate assistant strength coach at the University of Kansas from 1997-98 while completing his master's degree in education with a double specialization in sports psychology and sport administration.

A graduate of the University of Manitoba, where he played safety and earned Academic All-Canadian honors as a senior in 1991, George is an NSCA certified strength and conditioning specialist. He was born on Oct. 3, 1968, in Winnipeg, Manitoba.



ANTHONY LOMANDO

ASSISTANT STRENGTH & CONDITIONING

Anthony Lomando enters his first year with the Broncos as assistant strength and conditioning coach for the club. He was named to his current position on Feb. 15, 2012.

He came to Denver after spending the last three years working with Broncos Strength and Conditioning Coach Luke Richesson. He began his NFL career as an intern with the Jaguars in 2009 before being promoted to a strength staff assistant from 2010-11.

Lomando, 29, was brought to Jacksonville following three years at Athletes' Performance in Tempe, Ariz., where he interned under Richesson in 2006 and served as strength and conditioning coach for the next two years. He worked overseas exclusively with the Qatar National and Olympic Soccer teams from 2007-08 and was responsible for preparing the club for the World Cup and Olympic qualifying matches.

From 2004-06, he directed a performance training business while attending California Polytechnic State University-San Luis Obispo. He went on to earn a master's degree in rehabilitation sciences from California University of Pennsylvania in 2008.

A Certified Strength and Conditioning Specialist (CSCS) through the National Strength and Conditioning Association and Corrective Exercise Specialist through the National Academy of Sports Medicine (NASM-CES), Lomando was born on Oct. 4, 1982, in Katy, Texas.

COACHING EXPERIENCE

4th NFL Season (1st with Broncos)

Denver Broncos

Assistant Strength and Conditioning2012

Jacksonville Jaguars

Strength Staff Assistant2010-11

Strength and Conditioning Intern2009

Athletes' Performance (Phoenix)

Strength and Conditioning2007-08

Strength and Conditioning Intern2006

BRONCOS SCORING STREAK

The Broncos enter the 2012 season on a 309-game scoring streak in the regular season that is the longest active streak in the NFL and the second-longest streak in league annals (San Francisco, 420 games, 1977-2004). Denver's scoring streak began during its Nov. 30, 1992, contest at Seattle.

DENVER'S 309-GAME REGULAR-SEASON SCORING STREAK

Year	Gms.	1st Pos./Ret.	1st Qtr.	2nd Qtr.	3rd Qtr.	4th Qtr.
1992	5	0	3	0	2	0
1993	16	7	8	6	1	1
1994	16	3	7	9	0	0
1995	16	7	10	5	1	0
1996	16	9	15	1	0	0
1997	16	5	12	4	0	0
1998	16	9	15	1	0	0
1999	16	8	11	2	3	0
2000	16	8	11	5	0	0
2001	16	4	9	7	0	0
2002	16	7	11	5	0	0
2003	16	8	12	3	1	0
2004	16	6	11	5	0	0
2005	16	7	10	6	0	0
2006	16	2	6	9	1	0
2007	16	6	10	4	1	1
2008	16	7	12	3	0	1
2009	16	3	8	6	2	0
2010	16	4	7	7	2	0
2011	16	6	6	1	1	2
TOTALS	309	116	194	89	15	5



DAVE MAGAZU

OFFENSIVE LINE

Dave Magazu enters his second season with the Broncos as the team's offensive line coach in 2012—a position in which he owns five years of NFL experience and 28 years overall. He was hired by Denver on Jan. 18, 2011, after spending eight seasons with Broncos Head Coach John Fox in Carolina, serving as the club's tight ends coach from 2003-06 and the offensive line coach from 2007-10.

In his 33rd overall year of coaching, Magazu spent his first 23 years working at the collegiate level before beginning his NFL coaching career with the Panthers in 2003.

Denver's starting offensive line entered the 2011 season as the second-youngest unit in the NFL (24.8 avg. age) and finished the season regarded as one of the best groups in the league while helping the Broncos turn in the league's top rushing attack with a team-record 164.5 yards per game on the ground.

The only unit in the league to open every regular-season game with the same five individuals, the Broncos' offensive line was a finalist for the 2011 Madden Protectors Award. Left tackle Ryan Clady earned his second career Pro Bowl selection in 2011, and rookie right tackle Orlando Franklin was named to Football Outsiders' All-Rookie Team. Additionally, guard Chris Kuper was named a first-team All-Pro selection by the *Dallas Morning News*.

During his four seasons instructing Carolina's offensive line, the Panthers ranked fifth in the NFL averaging 134.5 rushing yards per game and tied for second in the league with 26 individual 100-yard rushing performances. He also tutored a pair of linemen who combined for four Pro Bowl selections (tackle Jordan Gross, 2008, '10 and center Ryan Kalil, 2009-10).

Magazu did some of his best work in 2009 when, despite losing his two starting offense tackles for the last four games of the year, the Panthers became the first team in NFL history to have two 1,100-yard rushers (Jonathan Stewart-1,133; DeAngelo Williams-1,117) in a single season.

In his role as tight ends coach from 2003-06, he taught a group that emphasized blocking over receiving and helped a Panthers running game that registered a then franchise-record 2,091 rushing yards in his first season with the club.

Prior to joining the NFL ranks, he served as the offensive line coach for Boston College from 1999-2002, and helped develop a bevy of pro prospects, including future Pro Bowl selections Dan Koppen and Chris Snee, and 2002 first-round draft choice Marc Colombo. Four of his offensive linemen were All-Big East selections in 2001, while three earned All-Conference honors in 2002.

Serving as co-offensive coordinator and offensive line coach at the University of Memphis from 1997-98, he instructed future NFL guard Artis Hicks, who earned freshman All-America honors in 1998.

He coached centers and guards for two seasons at the University of Kentucky after three years as an offensive line coach at Colorado State University under Rams Head Coach Sonny Lubick.

After graduating from Springfield College in 1980, where he was a four-year starter as a defensive tackle, he began his coaching career at Ithaca College and went on to coach at Western Michigan University (1981), Eastern Michigan University (1982), the University of Michigan (1983), Northern Illinois University (1984), Ball State University (1985-86), the U.S. Naval Academy (1987-89) and

COACHING EXPERIENCE

10th NFL Season (2nd with Broncos)

Denver Broncos

Offensive Line2011-12

Carolina Panthers

Offensive Line2007-10

Tight Ends2003-06

Boston College

Offensive Line1999-2002

University of Memphis

Co-Offensive Coordinator/Offensive Line ...1997-98

University of Kentucky

Centers/Guards1995-96

Colorado State University

Offensive Line1993-94

Centers/Guards1992

Indiana State University

Offensive Coordinator/Offensive Line1990-91

U.S. Naval Academy

Offensive Line/Special Teams1987-89

Ball State University

Offensive Coordinator/Offensive Line1985-86

Northern Illinois University

Offensive Tackles/Tight Ends1984

University of Michigan

Graduate Assistant1983

Eastern Michigan University

Offensive Line1982 (Fall)

North Carolina State

Part Time Asst. Offensive Tackles ...1982 (Spring)

Western Michigan University

Part Time Assistant Offensive Line1981

Ithaca College


Graduate Assistant1980

Indiana State University (1990-91).

Magazu, who attended Taunton High School in Taunton, Mass., was born on June 10, 1957. He and his wife, Carrie, have five children, including four sons: Anthony, Damon, Dominick and Roman, and a daughter, Olivia. Damon is entering his junior season as a defensive back at East Carolina University and Dominick was a wide receiver at Appalachian State before graduating.

PRO BOWL PLAYERS COACHED (3): T Ryan Clady (2011), T Jordan Gross (2008), C Ryan Kalil (2009-10).

**as head coach, coordinator or primary position coach*



RON MILUS

SECONDARY

Ron Milus enters the second season of his second stint with the Broncos and 13th NFL season overall in 2012. After previously coaching the team's defensive backs from 2000-03, he was named to his current position coaching the team's secondary on Jan. 25, 2011.

Last season, Milus instructed a group blended with veteran pros and youthful reinforcements. Cornerback Champ Bailey and safety Brian Dawkins earned their 11th and ninth selections to the Pro Bowl, respectively, while three rookies — safeties Quinton Carter and Rahim Moore as well as cornerback Chris Harris — combined to play 47 games (21 starts) during the regular season. Harris, a college free agent, led all rookie defensive backs and ranked fourth on the club with 65 tackles (56 solo) in 2011.

Prior to returning to the Broncos, Milus spent two years coaching Carolina's secondary under John Fox (2009-10). He brings over a decade of NFL coaching experience to the Mile High City, having spent time with Carolina (2009-10), St. Louis (2006-08), New York Giants (2004-05), Arizona (2003) and Denver (2000-02).

In 2010, Carolina held opponents to just 212.1 passing yards per game. In Milus' first year with the team in 2009, the Panthers secondary ranked fourth in the NFL in pass defense (191 yards per game) and interception percentage (4.44%). The defense intercepted 22 passes and limited opposing quarterbacks to a 71.7 passer rating — a 10-point improvement from 2008.

Milus spent three years (2006-08) coaching the secondary for St. Louis. In 2008, he was promoted to secondary coach, after being the team's assistant secondary coach from 2006-07. That season, the Rams' defensive backs collected 16 interceptions, the most by the team's secondary in 10 years.

Before joining the Rams, Milus worked as the secondary coach for the New York Giants from 2004-05. In his first year with the club, the team allowed just 189.4 passing yards per game, which ranked eighth in the NFL.

In 2003, Milus served as the Arizona Cardinals defensive backs coach. Under his guidance, safety Dexter Jackson tied for fourth in the NFC with six interceptions.

He entered the NFL with the Broncos in 2000, working as the defensive backs coach for two seasons before coaching the nickel backs in 2002. In Milus' first year with the Broncos, the secondary accounted for 21 of the team's 27 interceptions, the club's highest total since 1987. In 2001, cornerback Deltha O'Neal intercepted nine passes and earned a Pro Bowl selection.

Milus spent nine seasons coaching at the college level. In 1999, he was the defensive backs coach at Texas A&M. He coached at his alma mater, the University of Washington, for eight seasons (1991-98), spending the last seven as defensive backs coach after beginning his collegiate coaching career as a graduate assistant for the Huskies. Milus' 1993 unit led the nation with 22 interceptions, while his 1995 group ranked first in the Pacific-10 Conference with 16 picks.

COACHING EXPERIENCE

13th NFL Season (5th with Broncos)

Denver Broncos

Secondary2011-12

Carolina Panthers

Secondary2009-10

St. Louis Rams

Secondary2008

Assistant Secondary2006-07

New York Giants

Secondary2004-05

Arizona Cardinals

Defensive Backs2003

Denver Broncos

Nickel Backs2002

Defensive Backs2000-01

Texas A&M

Defensive Backs1999

University of Washington

Defensive Backs1992-98

Graduate Assistant (Outside Linebackers) ...1991

Lincoln High School (Wash.)


Defensive Backs1988-1990

His first coaching experience came at Lincoln High School in Tacoma, Wash., where he tutored the team's defensive backs for three seasons (1988-90).

Milus played cornerback and was a return specialist at the University of Washington from 1982-85, where he ranks in the school's top 10 in punt return average. A native of Tacoma, Wash., he and his wife Sandra have two sons: Ryan (21) is a junior on the Arizona State University Track Team and Bobby (18) is a freshman cornerback for Colorado State University-Pueblo. His last name is pronounced MY-luss.

PRO BOWL PLAYERS COACHED (3): CB Champ Bailey (2011), S Brian Dawkins (2011), CB Deltha O'Neal (2001).

**as head coach, coordinator or primary position coach*



LUKE RICHESSEN

STRENGTH AND CONDITIONING

Luke Richesson enters his fourth NFL season and first year as the Denver Broncos' strength and conditioning coach in 2012. He was named to his current position on Feb. 15, 2012.

Responsible for directing the club's year-round strength and conditioning program, Richesson, 38, came to Denver from Jacksonville, where he served as the head strength coach for the Jaguars for three seasons under current Broncos Defensive Coordinator Jack Del Rio.

Prior to his hire in Jacksonville, he served as the performance team director at Athletes' Performance in Tempe, Ariz., from 2001-08, implementing programs to help elite college football prospects prepare for the NFL Combine as well as assisting NFL veterans in their training during the offseason.

In his eight years with Athletes' Performance, Richesson trained 52 first-round selections, including four No. 1 overall picks, and more than 250 draftees overall.

Using adaptive training regimens for all types of athletes, including the former UFC Heavyweight and WBC Light Heavyweight champions, he regularly applies mixed martial arts and other modern workout techniques in his specialized programs.

Richesson began his career at his alma mater, the University of Kansas, in 1997, following four seasons playing safety for the Jayhawks and earning his bachelor's degree in exercise science. He went on to pursue graduate coursework and spent time on the coaching staffs at the University of Wyoming (1998) and Arizona State University (1999-2000).

He is married to Anita Nall-Richesson, who was a multiple-medal winner in swimming at the 1992 Olympic Games in Barcelona and was inducted into the Swimming Hall of Fame in 2008. The couple has a 9-year-old son, Luther, and a 7-year-old daughter, Sunny. Richesson was born on April 29, 1974, in Kansas City, Mo.

COACHING EXPERIENCE

4th NFL Season (1st with Broncos)

Denver Broncos

Strength and Conditioning2012

Jacksonville Jaguars

Strength and Conditioning2009-11

Athletes' Performance (Phoenix)

Performance Team Director2001-08

Arizona State University

Strength and Conditioning G.A.1999-2000

University of Wyoming

Strength and Conditioning G.A.1998

University of Kansas

Strength and Conditioning Intern1997

DID YOU KNOW?

Tight end Shannon Sharpe, who was selected to the Pro Football Hall of Fame in 2011, played 12 seasons for the Broncos from 1990-99 and 2002-03, totaling more career receptions (815), receiving yards (10,060), receiving touchdowns (62), Super Bowl wins (3) and Pro Bowl selections (8) than any of the other seven tight ends enshrined in the Hall of Fame.

Sharpe was named the first-team tight end on the NFL 1990s All-Decade Team as chosen by the Hall of Fame Selection Committee members. He was elected to the Pro Football Hall of Fame in 2011.



JAY RODGERS

DEFENSIVE LINE

Jay Rodgers enters his fourth season with the Denver Broncos and his first as defensive line coach in 2012 after spending the previous three campaigns as a defensive assistant for the club.

Rodgers, who worked for nine seasons at the collegiate level before joining the Broncos, was originally hired by Denver on Jan. 21, 2009, and was promoted to his current role on May 14, 2012.

A former college quarterback, Rodgers spent the last three seasons with Denver working with its defense. He coached on the other side of the ball before joining the Broncos, instructing Iowa State's wide receivers from 2007-08 after coaching quarterbacks at Stephen F. Austin University (2005-06) and Missouri State University (2004).

He served as passing game coordinator at Dodge City Community College in Kansas during the 2003 season following stints at Louisiana State University (2001-02) and Ohio State University (2000).

In 2011, Rodgers was part of a staff that helped the club improve in nearly every defensive statistical category from the previous season. Additionally, Denver tied Baltimore and San Francisco for the most defensive players (4) selected to the Pro Bowl, as cornerback Champ Bailey, safety Brian Dawkins, defensive end Elvis Dumervil and linebacker Von Miller made the league's annual All-Star Game.

During his first NFL season with the Broncos in 2009, Rodgers was a defensive assistant for a unit that ranked third in the league against the pass (186.3 ypg.) while placing seventh in both yards per game (315.0) and yards per play (5.0). Also that year, Dumervil became the first player in franchise history to lead the league in sacks with a club-record 17.

At Iowa State, Rodgers instructed the school's all-time leading wide receiver, Todd Blythe, during his senior campaign in 2007 and helped him to honorable mention All-Big 12 Conference accolades after he posted a career-high 52 catches (779 yds., 5 TDs) that year. Blythe signed a free-agent contract with the New Orleans Saints following the completion of his collegiate career.

During two seasons as Stephen F. Austin's quarterbacks coach from 2005-06, Rodgers worked with one of the best passing offenses in the country. The school ranked 12th nationally with a Southland Conference-best 283.5 passing yards per game average in 2005, and quarterback Zeke Dixon accounted for 20 touchdown passes and 2,407 passing yards that year.

Rodgers coached quarterbacks at Missouri State in 2004 after serving as passing game coordinator at Dodge City Community College in 2003, helping that school rank eighth nationally in passing yards per game.

He spent two years as a graduate assistant at LSU from 2001-02, years in which the Tigers won the Southeastern Conference's Western Division. He was a defensive graduate assistant in 2002, working primarily with the defensive backs, and was an offensive graduate assistant on LSU's 2001 squad that won the SEC title and the Sugar Bowl.

Rodgers' coaching career began in 2000 as a recruiting intern at Ohio State.

In college, Rodgers played quarterback for three seasons at Indiana University, starting 15 games before transferring to Missouri State for his senior season. In his one season with the Bears in 1999, he was voted team captain and MVP after setting several school single-season passing records.

A native of Austin, Texas, Rodgers attended Austin Westlake High School and received a bachelor's degree from Indiana in 2000. His younger brother, Jeff, is entering his second season as the Broncos' special teams coordinator. Rodgers, who was born on Aug. 29, 1976, in St. Paul, Minn., is married to Melissa, and they have a daughter, Avery, and a son, Rock.

COACHING EXPERIENCE

4th NFL Season (4th with Broncos)

Denver Broncos

Defensive Line2012
Quality Control - Defense2011
Coaching Assistant2009-10

Iowa State University

Wide Receivers2007-08

Stephen F. Austin University

Quarterbacks2005-06

Missouri State University

Quarterbacks2004

Dodge City C.C. (Kansas)

Passing Game/QBs/WRs2003

Louisiana State University

Defensive Graduate Assistant2002
Offensive Graduate Assistant2001

Ohio State University

Recruiting Intern2000



RICHARD SMITH

LINEBACKERS

Richard Smith is in his second season as linebackers coach for the Denver Broncos in 2012 and his sixth season overall with the franchise after working with the team's linebackers and special teams from 1993-96.

Entering his 25th overall NFL season, Smith was hired to his current position as the team's linebackers coach on Jan. 25, 2011, after spending two seasons (2009-10) coaching under John Fox in Carolina. Prior to coaching the Panthers' linebackers, Smith served as the defensive coordinator for three years (2006-08) with the Texans and for the 2005 season with the Dolphins. Before joining Miami, he coached with the Lions (2003-04), 49ers (1997-2002), Broncos (1993-96) and Oilers (1988-92). He has coached nine different players to a total of 10 Pro Bowls during his career.

In 2011, Smith tutored linebacker Von Miller, who, in addition to being named NFL Defensive Rookie of the Year, was selected as a Pro Bowl starter during his first NFL season while tying the franchise rookie record with 11.5 sacks. Denver's linebacking corps was essential to Denver's defensive turnaround in 2011 in which the club allowed five fewer points per game (24.4) than the year before and posted the most sacks (41) in 11 seasons.

In his first season with Carolina, the Panthers' defense ranked eighth in the NFL in total yards allowed and ninth in points surrendered, despite a heavy injury toll on his unit. Under his coaching, middle linebacker Jon Beason earned Pro Bowl honors in 2009.

Smith was the defensive coordinator for Houston from 2006-08, where he helped produce two Pro Bowl players. DeMeco Ryans made the Pro Bowl in 2007 and Mario Williams did so in 2008. Both players were named to the Associated Press All-Pro second team in 2007.

In 2005, Smith served as the defensive coordinator with Miami, where his defense ranked second in the NFL in sacks with 49.

Before he was hired by the Dolphins, Smith spent two seasons as Detroit's assistant head coach/linebackers. Under his eye, Boss Bailey earned all-rookie honors from ESPN.com in 2003.

During his six seasons with San Francisco (1997-2002), Smith oversaw four Pro Bowl linebackers: Ken Norton, Jr. (1997), Lee Woodall (1997), Winfred Tubbs (1998) and Julian Peterson (2002). During his last two seasons in San Francisco, he helped the team improve its run defense from ninth to seventh in the league, despite only having two linebackers on the team's roster with more than one year of NFL experience in 2001.

From 1993-96, Smith coached the Broncos' special teams, while also helping with the linebackers during his first two seasons.

Smith entered the NFL in 1988 with the Oilers, where he coached special teams and also assisted with the tight ends, linebackers and offensive line. His all-around support and work with Pro Bowlers such as offensive linemen Bruce Matthews and Mike Munchak helped Houston reach the playoffs in each of his five seasons with the team.

He spent nine seasons coaching at the college level before breaking into the NFL. He coached the linebackers/special teams at Arizona in 1987, after spending three years at California from 1984-86. His college coaching career began with three seasons at Cal State-Fullerton from 1981-83. Smith began his coaching career at Rio Hondo Junior College in Calif., where he oversaw the offensive line for two seasons (1979-80).

COACHING EXPERIENCE

25th NFL Season (6th with Broncos)

Denver Broncos

Linebackers2011-12

Carolina Panthers

Linebackers2009-10

Houston Texans

Defensive Coordinator2006-08

Miami Dolphins

Defensive Coordinator2005

Detroit Lions

Assistant Head Coach/Linebackers2003-04

San Francisco 49ers

Linebackers1997-2002

Denver Broncos

Special Teams1995-96

Special Teams/Linebackers1993-94

Houston Oilers

Special Teams/TE/LB/OL1988-92

University of Arizona

Linebackers/Special Teams1987

California

Linebackers/Special Teams1984-86

Cal State-Fullerton

Defensive Line1981-83


Rio-Hondo Junior College (Calif.)

Offensive Line1979-80

Smith was an offensive lineman at Rio Hondo Junior College from 1975-76, before transferring to Fresno State in 1977. He helped the Bulldogs to the Pacific Coast Athletic Association title in 1977 and graduated with a degree in physical education in 1979. Richard has four children—Morgan, Aimee, Whitney and Travis—and is married to Renee. He was born on Oct. 17, 1955.

PRO BOWL PLAYERS COACHED (9): LB Jon Beason (2009-10), K Jason Elam (1995), LB Karl Mecklenburg (1993), KR Glyn Milburn (1995), LB Von Miller (2011), LB Ken Norton Jr. (1997), LB Julian Peterson (2002), LB Winfred Tubbs (1998), LB Lee Woodall (1997).

**as head coach, coordinator or primary position coach*



ERIC STUTESVILLE

RUNNING BACKS

Eric Stutesville is in his third season as running backs coach for the Denver Broncos in 2012 after he was hired by the club on Jan. 23, 2010.

Entering his 12th season coaching running backs in the NFL and 16th overall year in the league, he spent six

seasons (2004-09) coaching running backs in Buffalo following a three-year stint (2001-03) in that capacity with the New York Giants. Stutesville's NFL coaching career began in 1997 with Chicago following six years working at the collegiate level.

The Broncos' stable of running backs in 2011 led the way for the NFL's top rushing attack as the club set a team record averaging 164.5 yards per game on the ground. Ninth-year running back Willis McGahee, who signed with Denver as a free agent after spending time with Stutesville in Buffalo, tied for the NFL lead with seven individual 100-yard rushing games. With his 1,199 rushing yards on the year, he joined Ricky Watters as the only players in NFL history to rush for 1,000 yards in a season with three different teams.

In his first season with Denver in 2010, he helped running back Knowshon Moreno become the fifth player in franchise history to record 1,000 yards from scrimmage in each of his first two NFL seasons. Stutesville was named the team's fourth interim head coach and 13th head coach overall in team history on Dec. 6, 2010, serving the last four weeks of the season in that capacity and earning his first win as an NFL head coach vs. Houston on Dec. 26, 2010.

During his 10 seasons as an NFL running backs coach, Stutesville has guided four individuals to a total of eight 1,000-yard rushing seasons with McGahee (3), Tiki Barber (2), Marshawn Lynch (2) and Fred Jackson (1) reaching the mark. His running backs have registered 39 individual 100-yard rushing efforts, a total that includes 21 by McGahee and 12 by Barber.

With the Bills, Stutesville had a 1,000-yard rusher in five of his six seasons, including one during each of the last three years, and coached Lynch to a Pro Bowl selection in 2008. Both McGahee (2004-05) and Lynch (2007-08) cleared the 1,000-yard mark in each of their first two seasons with McGahee's 2,375 yards marking a team record for a player's first two years and ranking 16th in league annals for that category.

Jackson, in just his third year, became only the ninth undrafted player in league history to post a 1,000-yard rushing effort in 2009, totaling 1,062 yards with Stutesville serving as running game coordinator. The Bills finished the season ranked ninth in the league in yards per rush (4.4) that year.

Stutesville was promoted to running game coordinator in 2008, a year that saw Lynch become the first Buffalo running back to earn a Pro Bowl nomination in five years after totaling his second consecutive 1,000-yard effort. Lynch (1,036 yds.) and Jackson (500 yds.) formed one of the top rushing duos in the NFL that year, and the two also combined for 84 receptions that led league rushing tandems.

In 2007, Stutesville oversaw Lynch's adjustment to the NFL as a rookie and helped the 12th overall

COACHING EXPERIENCE

16th NFL Season (3rd with Broncos)

Denver Broncos

Running Backs2010-12
Interim Head Coach2010 (Weeks 14-17)

Buffalo Bills

Running Game Coordinator/RBs2008-09
Running Backs2004-07

New York Giants

Running Backs2001-03

Chicago Bears

Offensive Quality Control1997-2000

Kent State University

Secondary1995-96

Wingate University

Secondary1994

University of North Carolina

Video Assistant1992-93

University of Arizona

Graduate Assistant1991

pick lead AFC rookies in rushing with 1,115 yards that ranked second in club history among rookies. He averaged 85.7 rushing yards per game that ranked seventh in the NFL (min. 10 GP) and led the league in rushing attempts per game (21.5).

McGahee's 990 rushing yards for the Bills in 2006 increased his three-year career total under Stutesville to 3,365 yards to mark the ninth-highest total in the league during that time. He finished his Buffalo career with 14 100-yard games that marked the third-highest total in club history and were the most by a player through his first three seasons with the club.

The Bills' 2005 backfield featured fullback Daimon Shelton, whom Stutesville developed into one of the league's top blockers, along with McGahee, whose 1,247 yards marked his second consecutive 1,000-yard effort. McGahee became the fastest back in team history to total 2,000 career rushing yards, reaching that mark in only 26 games.

Stutesville joined the Bills as running backs coach in 2004 and instructed McGahee in his first year, helping the 23rd overall pick become the fourth rookie in team history to reach 1,000 rushing yards (1,128) and tie a club rookie record with 13 rushing touchdowns. McGahee rushed for at least 100 yards in his first three starts, becoming only the third back since the 1970 NFL merger to accomplish that feat.

From 2001-03, Stutesville coached the Giants' running backs and helped Barber post two 1,000-yard rushing efforts while ranking seventh in the league in yards per rush (4.6) and ninth in rushing yards (3,468). Barber also led all NFC running backs (3rd in NFL) with 210 receptions and placed fifth in the league with 5,103 yards from scrimmage during that three-year period.

Barber posted consecutive 1,000-yard rushing seasons under Stutesville in 2003 (1,216 yds.) and '02 (1,387 yds.). The running back's career-high 1,387 rushing yards in 2002 ranked as the second-highest season total in Giants history and helped the club post a 10-6 record and advance to the post-season.

Stutesville began his NFL career with the Bears, working with the club during its 1996 training camp as part of the NFL minority coaching fellowship and spending 1997-2000 in Chicago handling offensive quality control duties.

Before moving into the NFL coaching ranks, Stutesville was secondary coach at Kent State University (1995-96) and Wingate University (1994). He worked at the University of North Carolina as a video assistant from 1992-93 after serving as a graduate assistant in 1991 at the University of Arizona, where he earned a master's degree in exercise physiology.

A defensive back at the University of Wisconsin-Whitewater, Stutesville graduated from the school with a bachelor's degree in physical education. Born May 29, 1967, in Madison, Wis., Stutesville is married to Staci, and the couple has one daughter, Sydni.

PRO BOWL PLAYERS COACHED (2): RB Marshawn Lynch (2008), RB Willis McGahee (2011).

**as head coach, coordinator or primary position coach*



TYKE TOLBERT

WIDE RECEIVERS

Tyke Tolbert is in his second year with the Denver Broncos coaching the wide receivers in 2012—a position he has instructed with three previous teams since joining the NFL ranks in 2003. He is entering his 10th NFL season and was named to his current position on Jan. 17, 2011.

Tolbert spent the 2010 season coaching under John Fox in Carolina, preceded by six seasons with Buffalo (2004-09) and one year with Arizona (2003).

In 2011, he instructed a young group of receivers who bought into Denver's emphasis on the running game while making steady contributions in the team's passing attack.

Second-year receivers Demaryius Thomas and Eric Decker emerged as solid targets under Tolbert's instruction, combining for 76 receptions for 1,163 yards (15.3 avg.) with 12 touchdowns in 2011. Fourth-year wideouts Eddie Royal and Matthew Willis also provided steady production after a trade in Week 6 that sent Pro Bowl wide receiver Brandon Lloyd to St. Louis.

Decker, who led the Broncos in receptions (44) and receiving yards (612) in 2011, also totaled eight receiving scores to represent the second most in franchise history by a rookie or second-year player. Thomas led the club in receiving yards during Denver's last seven contests—including the playoffs—to set a team record for consecutive games leading the team in receiving.

In Buffalo, Tolbert helped wide receiver Lee Evans become one of the most productive receivers in Bills history. Evans led all NFL rookies in 2004 with nine touchdown receptions and a 17.6-yard average per catch. After finishing second in the NFL with seven receptions for 40-plus yards in 2005, Evans continued to improve under Tolbert in 2006, amassing a team-record 265 yards receiving on 11 catches with two touchdowns in Week 11.

Under Tolbert's tutelage with the Cardinals in 2003, Anquan Boldin earned Offensive Rookie of the Year honors and was the only rookie to make the Pro Bowl that season. He set an NFL-rookie record with 101 catches for 1,377 yards — the second most by a rookie in league history.

He gained his first professional coaching experience by participating in the NFL's Minority Internship Program with the Detroit Lions during training camp in 1997 and again with the Cardinals during training camp in 2001.

Tolbert coached for eight seasons at the collegiate level before joining the NFL ranks. He began his college coaching career as a graduate assistant at Louisiana State in the spring of 1994 and Northeast Louisiana in the fall of 1994. He moved on to coach wide receivers at Ohio in the spring of 1995, before returning to Northeast Louisiana in the fall of 1995, where he tutored the team's tight ends for three seasons. In 1998, Tolbert was hired as the tight ends coach at Auburn. He became the wide receivers coach/recruiting coordinator at Louisiana-Lafayette for three seasons (1999-2001). Tolbert served as the tight ends coach/recruiting coordinator at Florida in 2002, before making the jump to the NFL the following season.

Tolbert was a three-year letterman at LSU, where he played wide receiver. A native of Conroe, Texas, he graduated from LSU with bachelor's and master's degrees. He and his wife, Linda, have two daughters, Morgan and Madison.

PRO BOWL PLAYERS COACHED (1): WR Anquan Boldin (2003).

**as head coach, coordinator or primary position coach*

COACHING EXPERIENCE

10th NFL Season (2nd with Broncos)

Denver Broncos

Wide Receivers2011-12

Carolina Panthers

Wide Receivers2010

Buffalo Bills

Wide Receivers2004-09

Arizona Cardinals

Wide Receivers2003

University of Florida

Tight Ends/Recruiting Coordinator2002

University of Louisiana-Lafayette

Wide Receivers/Recruiting Coord.1999-2001

Auburn University

Tight Ends1998

Northeast Louisiana University

Tight Ends1995-97

Ohio University

Wide Receivers1995 (Spring)

Northeast Louisiana University

Graduate Assistant1994

Louisiana State University

Graduate Assistant1994 (Spring)



CORY UNDLIN

QUALITY CONTROL - DEFENSE

Cory Undlin enters his first season with the Denver Broncos in 2012 as the club's defensive quality control coach. A coaching veteran of eight NFL seasons and 14 years overall, he was hired by the team on May 22, 2012.

Undlin, 41, spent the past three seasons with Jacksonville under current Broncos Defensive Coordinator Jack Del Rio, tutoring the club's defensive backs the past two campaigns after one year as a defensive assistant working with the defensive line and outside linebackers.

Prior to his time with the Jaguars, he coached four seasons in Cleveland (2005-08) and one year with New England (2004) working primarily with the secondary in both stops.

In 2011, the Jaguars allowed just two individual 300-yard passers to tie for the fourth fewest in the NFL in addition to surrendering only 43 pass plays of 20+yards (T-2nd in NFL).

Undlin coached four seasons with the Browns beginning

COACHING EXPERIENCE

9th NFL Season (1st with Broncos)

Denver Broncos

Quality Control - Defense2012

Jacksonville Jaguars

Defensive Backs2010-11

Defensive Assistant2009

Cleveland Browns

Defensive Backs2008

Secondary/Assistant Special Teams2007

Quality Control - Defense2005-06

New England Patriots

Defensive Assistant2004

Fresno State University

Graduate Assistant (Defensive Backs) ...2002-03

California Lutheran University

Defensive Coordinator2000-02

Linebackers1998-2000

with the 2005 campaign and worked his way from defensive quality coach his first two years to secondary/assistant special teams coach in 2007 and defensive backs coach in 2008.

The Browns finished second in the league with 23 interceptions in 2008, led by cornerback Brandon McDonald, who tied for fourth in the AFC with five interceptions as a 15-game starter for the club.

He worked with the secondary as a defensive coaching assistant with New England during the 2004 campaign in which the Patriots finished the regular season 14-2 and went on to win Super Bowl XXXIX.

Undlin began his coaching career at his alma mater, California Lutheran University, where he coached linebackers from 1998-99 before being promoted to defensive coordinator in 2000. From 2002-03 he served as a graduate assistant at Fresno State University working with the school's secondary.

A defensive back for California Lutheran from 1990-94, Undlin earned his bachelor's and master's degrees from the school. He and his wife, Amy, have a son (Caden) and two daughters (Brooke and Taylor). He was born on June 29, 1971, in St. Cloud, Minn.

PLAYER PERSONNEL / FOOTBALL OPERATIONS



MATT RUSSELL

DIRECTOR OF PLAYER PERSONNEL

Matt Russell begins his first season as director of player personnel for the Broncos in 2012 after spending the previous three seasons as the club's director of college scouting. He was named to his current position on Jan. 17, 2012.

As director of player personnel, Russell is responsible for overseeing the day-to-day operations of the pro personnel and college scouting departments.

A former All-American and Butkus Award winner at the University of Colorado, Russell, 39, joined the Broncos after scouting for seven seasons in the NFL with Philadelphia (2006-08) and New England (2001, '03-05).

With Russell leading the club's scouting efforts from 2009-11, the Broncos acquired 25 players through the draft and college free agency that ended Denver's 2011 AFC West Championship season on the active/reserve rosters. Twenty-five of Denver's 28 draft choices over the last three years made the team out of training camp their rookie seasons and an additional 10 college free agents signed by the Broncos went on to make the active roster.

Russell spent the 2008 season as the national scout for the Eagles after scouting the Western region for the club from 2006-07. Philadelphia earned playoff berths during two of Russell's three seasons on its staff, including the 2008 campaign when the Eagles advanced to the NFC Championship Game.

Hired by the Patriots as a pro scout in December 2000, Russell served in that capacity for the club during its Super Bowl XXXVI-winning season in 2001 and worked as an area scout for the team from 2003-05. New England won consecutive Super Bowls (XXXVIII in 2003 and XXXIX in '04) with Russell on staff during that time, and its 45-11 (.804) overall record from 2003-05 was the best mark in the NFL.

A four-year starter at Colorado from 1993-96, Russell finished his collegiate career ranked first in school history in unassisted tackles (282) and second in total tackles (446). He received all-conference honors during each of his final two seasons with the Buffaloes, including a senior campaign in which he was a consensus first-team All-American and received the Butkus Award after posting a career-high 137 tackles. He was selected as a member CU's Athletic Hall of Fame Class of 2012.

Selected by Detroit in the fourth round (130th overall) of the 1997 NFL Draft, Russell earned all-rookie honors before knee injuries forced him to retire in 2000. He spent the 2000 season as a graduate assistant coach for Colorado, helping to instruct the Buffaloes' linebackers, before beginning his scouting career.

Russell lived in Germany, England and various parts of the United States as a child. He attended Belleville East High School in Belleville, Ill., and was born on July 5, 1973, in Tokyo, Japan.



KEITH KIDD

DIRECTOR OF PRO PERSONNEL

Keith Kidd is in his 18th year working in the NFL in 2012 and begins his fourth year as the Denver Broncos' director of pro personnel. Since being hired by the Broncos on Feb. 20, 2009, he has been responsible for managing the pro personnel department and overseeing the scouting of NFL players as well as the advance scouting of each upcoming opponent.

Kidd gained 14 years of experience in the NFL with New England (2002-04), Cleveland (1999-2001) and Arizona (1991-98). He spent three seasons as an NFL analyst for ESPN's scouting organization, Scouts Inc., and also wrote columns for ESPN.com before he was hired by the Broncos.

As assistant director of pro personnel with the Patriots from 2002-04, Kidd helped the club to back-to-back Super Bowl wins during the 2003 and '04 seasons (XXXVIII and XXXIX). New England owned the best overall record (43-11 / .796) in the NFL during that three-year period and won a league-record 21 consecutive games from 2003-04.

Kidd was part of the Browns' re-entry into the NFL in 1999 as their director of pro personnel and worked in that capacity through the 2001 season. He oversaw the scouting of NFL players as well as the advance scouting of each upcoming opponent for Cleveland while assisting with the signing of free agents and the negotiating of player contracts.


Before joining the Browns, Kidd spent eight years with the Cardinals' scouting department from 1991-98 and also handled additional responsibilities for the club during that time.

He began his career as a graduate assistant at his alma mater, Eastern Kentucky University, in 1987 and worked at the school through the '88 campaign. He spent 1989-90 as a graduate assistant at Arizona State University, where he worked with the Sun Devils' defensive backs.

Born in Richmond, Ky., Kidd is a graduate of Eastern Kentucky with a master's degree in sports administration and a bachelor's degree in physical education.

His father, Roy Kidd, spent 39 seasons as the head coach for ECU from 1964-2002 and was inducted into the College Football Hall of Fame in 2003. Roy Kidd retired in 2002 with the sixth-most wins (314 / 314-124-8 overall record) of any coach in Division I or Division I-AA history. Eastern Kentucky's football stadium and its conference's annual coach of the year award are named in his honor.

Keith and his wife, Laura, have one son, Kody.



ANTHONY KELLY

ASSISTANT DIRECTOR OF PRO PERSONNEL

Anthony "Champ" Kelly begins his sixth season with the Denver Broncos in 2012 and is in his third year as the club's assistant director of pro personnel, a position he was promoted to on Feb. 12, 2010. Kelly spent 2008-09 with Denver as its assistant coordinator of pro and college scouting after joining the club as a Northeast region scout in 2007.

In his current position, Kelly is responsible for assisting Director of Pro Personnel Keith Kidd in the evaluation and acquisition of free agents and trades in addition to advance scouting and overseeing assignments of other professional football leagues. He assists in the coordination of player workouts and visits while also executing cross-check evaluations for the NFL Draft assigned by Director of Player Personnel Matt Russell.

Kelly was hired by the Broncos after working as the general manager and wide receivers coach for the Lexington Horsemen of United Indoor Football during their 2007 campaign, when he helped lead the Horsemen to the United Bowl III. A former wide receiver and defensive back at the University of Kentucky, Kelly continued his playing career with the Horsemen from 2003-06 as a defensive standout and was a two-time first-team UIF All-Star.

During his final season playing for the Horsemen in 2006, Kelly received the UIF Man of the Year Award. The honor recognized his leadership both on the field and in the community.

Kelly, who served as Lexington Christian Academy's offensive coordinator from 2002-06, also is proficient in computer programming and software development and owns corporate business experience.

He was an organizational developer for Nurses Registry and Home Health in Lexington, Ky., from July 2005 to January 2007 with compliance responsibilities within the company. Kelly worked for IBM in Lexington, Ky., from May 2002 through July 2005 as a software/quality engineer.

Certified by the NFLPA as a contract advisor, Kelly received a bachelor's degree in computer science from Kentucky in 2001 and earned a master's degree in business administration from the school in 2003. He also is active in the community and founded a non-profit corporation, Heart Power, which funds "The C.H.A.M.P. Camp," a non-profit youth football camp conducted in Colorado, Florida and Kentucky.

A native of Campbellton, Fla., Kelly was born on Nov. 27, 1979, and is married to Stephanie. The couple has one daughter (Claire Alaina).



LENNY MCGILL

ASSISTANT DIRECTOR OF COLLEGE SCOUTING

Lenny McGill enters his fourth year in 2012 as the Denver Broncos' assistant director of college scouting, a position he was named to on May 1, 2009. He joined the Broncos after spending nine years as a college scout for Green Bay from 2000-08 following the conclusion of his five-year NFL playing career.

His scouting efforts helped Denver capture its first AFC West division title in six years in 2011 with a young nucleus of talent that played major roles for the club. The Broncos featured seven rookies that combined to start 56 games in 2011, ranking second in the NFL in that category.

As a college scout with the Packers, McGill was responsible for scouting the Central Plains region. Hired by Green Bay on Feb. 2, 2000, he was part of five playoff berths and four division titles with the Packers while helping the club post the NFL's sixth-best regular-season record (84-60 / .583) from 2000-08.

Before beginning his scouting career, McGill played cornerback in the NFL and saw time in 62 career regular-season games (9 starts) and three postseason contests with Green Bay (1994-95), Atlanta (1996-97) and Carolina (1998). He totaled 104 tackles (84 solo), four interceptions (29 yds.), 16 pass breakups, one sack (5 yds.), two fumble recoveries and one forced fumble for his NFL career.

McGill played at Arizona State University from 1990-93 and was a two-year starter for the Sun Devils, earning honorable mention All-Pacific-10 Conference honors as a senior. He also lettered for three seasons on the Sun Devils' track and field team, finishing second in the conference in the triple jump as a sophomore.

McGill attended Orange Glen High School in Escondido, Calif., where he was a four-year letterman in football, basketball and track and was inducted into the San Diego High School Hall of Fame in 2002. He was named one of the top 10 defensive backs in the country by The Sporting News and was ranked No. 1 in the nation in the triple jump as a senior with a mark of 51'2".

A graduate of Arizona State with a bachelor's degree in criminal justice, McGill was born on May 31, 1971, in Long Beach, Calif.



MIKE SULLIVAN

DIRECTOR OF FOOTBALL ADMINISTRATION

Mike Sullivan begins his first year with the Denver Broncos in 2012 as the organization's director of football administration. After spending more than 25 years negotiating contracts as a player agent, he was hired by the Broncos on Feb. 15, 2012.

Sullivan's responsibilities include directing the club's negotiating and structuring of all player contracts as well as managing the Broncos' salary cap and football budget.

He joined the Broncos after serving the previous 11 years as managing director of the football division for Octagon Worldwide. In that capacity, he helped grow Octagon into one of the top sports representation and marketing firms in the nation.

While leading Octagon's football division, he became regarded as one of the top contract negotiators in the business. An NFLPA Certified Contract Advisor, attorney and Certified Public Accountant, Sullivan is credited with the creation of a variety of player contract terms, including the guaranteed salary/option bonus structure, which is now commonplace in high-value player contracts.

Known for his progressive approach and creativity in the formation of player contracts, Sullivan began his career as an attorney in the early 1980s working with Leigh Steinberg. In that capacity, he helped negotiate several of the highest-valued contracts in the history of professional football.

He started his own firm and later partnered with Jeff Sperbeck to form Sullivan & Sperbeck, which was acquired by Octagon in 2000.

An All-American prep quarterback from Walnut Creek, Calif., Sullivan earned a scholarship to the University of Oregon before transferring to Villanova University as a junior. He received a bachelor's degree in accounting from Villanova and went on to earn his law degree from the school. He was born in Morristown, N.J.



MARK THEWES

DIRECTOR OF TEAM ADMINISTRATION

Mark Thewes enters his 10th season in the NFL in 2012 and is the Denver Broncos' Director of Team Administration. Thewes, who was originally hired by the club on Jan. 12, 2009, as Assistant to the Head Coach, worked for the Cleveland Browns from 1999-2004 and spent four years with GMR Marketing in Charlotte, N.C., before he joined the Broncos.

Thewes works closely with Director of Football Administration Mike Sullivan in player contract analysis, market research and overall football budget management as well as overseeing the team's compliance with the Collective Bargaining Agreement.

A native of Canton, Ohio, Thewes worked as an intern in the operations and marketing departments at the Pro Football Hall of Fame before joining the Browns as an intern for their re-entry into the NFL in 1999. He was hired full time by the Browns in 2000 and handled marketing/sponsorships for the club through 2004.

At GMR Marketing, Thewes was an account director in its sports marketing division. In that capacity, he worked with NFL, NCAA and NASCAR accounts.

A four-year starter on the baseball team at Miami University (Oxford, Ohio), Thewes received a bachelor's degree from the school before earning a master's degree in sports administration from Ohio University. He is a graduate of Canton McKinley Senior High School in Canton, Ohio.

Mark and his wife, Megan, have one son (Wade) and one daughter (Gwen).



ADAM PETERS

NATIONAL SCOUT

Adam Peters is in his fourth year scouting for the Denver Broncos in 2012 and in his second year as a national scout. During his first two years with the Broncos (2009-10), he was responsible for scouting the Western region.

Peters joined the Broncos after spending six seasons (2003-08) in the New England Patriots' personnel department, including his final three years with the club as an area scout. In 2005, he handled pro scouting duties for the Patriots.

Peters entered the NFL in 2003 as a scouting assistant with New England and was a member of its staff for consecutive Super Bowl wins (XXXVIII in 2003 and XXXIX in '04) with the club during that time. The Patriots' 45-11 (.804) overall record from 2003-05 was the best mark in the NFL.

Before joining the Patriots, Peters served as a football operations graduate assistant at UCLA in 2002 after playing defensive end for the Bruins from 1999-2001. He transferred to UCLA from West Valley Junior College in Saratoga, Calif., where he played tight end for two seasons (1997-98) and earned all-conference honors.

A native of Cupertino, Calif., Peters attended Monta Vista High School (Cupertino, Calif.) and was a two-sport standout in football and baseball during his prep career.



DAVE BRATTEN

COLLEGE SCOUT COORD. / MIDWEST AREA SCOUT

Dave Bratten is in his 14th season with the Denver Broncos' organization in 2012 and his 12th year in the college scouting department. He works as the Broncos' college scouting coordinator and also evaluates the Midwest area for the club.

The 38-year-old initially joined the Broncos in 1997 as a media relations intern.

He earned a master's degree in sports management from Georgia Southern University in 1998 and a bachelor's degree in English from Monmouth (Ill.) College in 1996. Bratten is a graduate of Arvada West High School in Arvada, Colo.

Dave, and his wife Kim, along with their daughter Sidney, reside in Lakewood, Colo.



EUGENE ARMSTRONG

MID-SOUTH AREA SCOUT


Eugene Armstrong enters his sixth season as a college scout with the Denver Broncos in 2012 and evaluates the Mid-South area for the franchise. He was responsible for the Southeast region during his first four seasons with the Broncos (2007-10).

Armstrong joined the Broncos after spending seven years (2000-06) working in the Houston Texans' personnel department, including his final three seasons with the club as a college scout evaluating the Southwest and Midwest regions.

Armstrong was hired by the Texans in 2000 as a scouting intern and was promoted to a college scouting assistant in 2002 for the franchise's inaugural season. In that capacity, he maintained the club's college database and reviewed prospect tapes while scouting the states of Texas, Louisiana and Oklahoma.

Armstrong earned a bachelor's degree in business administration from the University of Tulsa, where he played safety for the Golden Hurricanes.

Born on Jan. 15, 1977, Armstrong played football and baseball at Elsik High School in Houston, where he currently resides. He has a daughter, Shelbi.



SCOTT DISTEFANO


MIDWEST AREA SCOUT

Scott DiStefano is in his 31st year with the Denver Broncos' personnel department in 2012 and scouts the Midwest area for the club.

He began his career with the Broncos scouting the Rocky Mountain and Southwest regions before shifting his focus to the Midwest in 1990. In addition to his scouting duties with the Broncos during the 1980s, DiStefano also assisted with the breakdown of film cutups for Assistant Head Coach Joe Collier.

DiStefano, 54, was a quarterback at Colorado State University from 1976-80. Although he had opportunities to play for the Hamilton Tiger-Cats and Edmonton Eskimos of the Canadian Football League, he opted to begin his coaching career as a graduate assistant at Colorado State in 1981. He served in that capacity for the year before coming to the Broncos in 1982.

A native of Alliance, Ohio, DiStefano was an all-conference quarterback in 1975 at Alliance High School, the same school that produced Pro Football Hall of Fame quarterback Len Dawson. Among the honors bestowed upon him was the 1974 Massillon (Ohio) JayCee's conference sportsmanship award, a prestigious honor from such a football-rich region of Ohio.



CORNELL GREEN

SOUTHWEST AREA SCOUT

Cornell Green enters his 33rd year scouting in the NFL and his 26th season doing so for the Denver Broncos in 2012. Responsible for scouting the Southwest area, Green also has served as a scouting consultant for the Broncos after evaluating the Southwest, South, East and Midwest regions earlier in his career with the club. In 2010, he earned the AFC Scout of the Year Award from the Fritz Pollard Alliance.

Before his involvement with the Broncos' organization, Green scouted for the Dallas Cowboys during and after his illustrious playing career. He began scouting for the Cowboys in 1970 while still an active player and continued scouting through 1979, at which time he entered private business until coming to the Broncos in 1987.

Green, 72, was signed by the Cowboys as a free agent and went on to play for Dallas from 1962-75, seeing time at cornerback for 10 years before moving over to safety for his last four seasons. Green earned Pro Bowl honors seven times, winning that accolade at both cornerback and safety. He recently was named the 10th-best undrafted player of all-time by NFL.com.

Green did not play college football but was a two-time All-American basketball player (1959-60 and 1961-62) at Utah State University, where he averaged 23 points per game at forward for the Aggies from 1959-62. Green is a member of the Basketball Hall of Fame in both the states of Oklahoma and Utah. His brother, Pumpsie Green, had a lengthy career in major league baseball.

A native of Boley, Okla., Cornell and his wife, Betty, have two children, Randy and Ronney, and make their home in Dallas.



NICK SCHIRALLI

ATLANTIC AREA SCOUT

Nick Schiralli enters his fifth season as a college scout for the Denver Broncos in 2012 and evaluates the Atlantic area for the franchise.

Schiralli joined the Broncos after spending two years (2006-07) as an offensive graduate assistant at the University of Florida, where he also was a four-year letterman as a wide receiver from 1996-99. He served in a variety of capacities with the Gators and was a part of their staff in 2006 that helped the team to a BCS national championship victory.

The 36-year-old spent four years working with the football program at the University of North Carolina from 2002-05. He was an offensive graduate assistant coach with the Tar Heels in 2005 after working as a recruiting administrator and special teams assistant from 2002-04.

Schiralli began his professional career in 2000 as the wide receiver coach at Cardinal Newman High School in West Palm Beach, Fla., before coaching wide receivers and special teams at Gainesville High School in Gainesville, Fla., in 2001.

As a wide receiver at Florida, Schiralli played 36 career games and was a two-time All-Southeastern Conference academic team selection. He was a member of the Gators' 1996 national championship squad as well as two SEC Championship teams and was named to the SEC's Good Works Team recognizing his efforts in the community.

Schiralli holds master's degrees in sports management and human performance/sports psychology from Florida. He also owns bachelor's degrees from Florida in telecommunications and public relations.

Nick and his wife, Jenny, have a son, Cale (5), and two daughters, Sawyer Mae (4) and Scout Isabelle (1).



BRIAN STARK

WEST COAST AREA SCOUT

Brian Stark enters his first season as a college scout for the Denver Broncos in 2012 and evaluates the West Coast region for the franchise.

Stark, 38, joined the Broncos after serving three seasons as the offensive coordinator/quarterbacks coach for Yale University (2009-11) and nine seasons in various coaching capacities at San Diego State (2000-08). During those 12 seasons, he personally recruited or coached 12 NFL Draft choices.

At Yale, he tutored quarterback Patrick Witt, who finished his career as the school's all-time passing leader and was invited to play in the inaugural NFLPA Collegiate Bowl in 2012.

Stark spent nine years at San Diego State, serving as tight ends coach (2008), director of football operations/recruiting coordinator (2006-07) and passing game coordinator/quarterbacks coach (2002-05). In his four seasons as quarterbacks coach for San Diego State, the Aztecs' signal-callers averaged nearly 3,100 yards and 18 passing touchdowns a year while setting 18 SDSU or MWC records.

Prior to joining San Diego State's staff, Stark spent a year as offensive program coordinator for the University of Washington, where he also assisted with the Huskies' recruiting efforts.

He began his professional career at his alma mater, the University of Colorado, where he was a student assistant/assistant recruiting coordinator from 1994-98. His first coaching job came as an assistant coach at Brighton (Colo.) High School (1995-96).

Stark, a Fort Morgan, Colo., native, and his wife, Sarah, have two sons, Jackson and Alex.



DAVE ZIEGLER

PRO SCOUT

Dave Ziegler enters his third season with the Broncos in 2012, serving as a pro scout for the club. His duties include the scouting and evaluation of pro and college prospects. Additionally, he assists in production and presentation of advance scouting reports to coaching staffs.

Before coming to Denver, Ziegler was the special teams coordinator at Chaparral High School in Scottsdale, Ariz., where he also assisted with the running backs and tight ends.

Previously, he coached the wide receivers and special teams at Iona College in New Rochelle, N.Y., and at John Carroll University in University Heights, Ohio.

A three-time all conference honoree as a wide receiver/punt returner/kick returner at John Carroll University, Ziegler holds several Blue Streak records, including career yards, average and touchdowns scored on kickoff and punt returns.

Ziegler was born on September 7, 1977 in Tallmadge, Ohio.

EXECUTIVE STAFF



John Elway
Executive Vice President
of Football Operations



Rich Slivka
General Counsel/
Executive Vice President

VICE PRESIDENTS



Mac Freeman
Senior Vice President
of Business Development



Keith Bishop
Vice President
of Security



Chip Conway
Vice President
of Operations



Brady Kellogg
Vice President of
Corporate Partnerships



Cindy Kellogg
Vice President of
Community Development



Dennis Moore
Vice President of
Sales and Marketing



Darren O'Donnell
Vice President of
Business Development



Jim Saccomano
Vice President of
Corporate Communications



Russ Trainor
Vice President of
Information Technology



Justin Webster
Vice President
of Finance


OFFICE OF THE OWNER



Lisa Williams
Executive Assistant
to the Owner & CEO



Jim Schafer
Assistant to the Owner & CEO



Veronica Ibarra
Executive Assistant to
Assistant to the Owner & CEO

ADMINISTRATIVE STAFF



Elaine Woodworth
Executive Assistant to
President



Kathy Hatch
Executive Asst. to Exec.
V.P. of Football Operations




Kristi Nichols
Executive Assistant to
Head Coach



Pam Papsdorf
Executive Assistant
to Player Personnel




Jerry Butler
Director of Player
Development



Fred Fleming
Pro Scouting/
Dir. of Special Services

MEDICAL STAFF



Steve Antonopoulos
Head Athletic Trainer



Corey Oshikoya
Assistant Athletic Trainer



Josh Hartman
Assistant Athletic Trainer



Vince Garcia
Assistant Athletic Trainer



Scott Layne
Physical Therapist

EQUIPMENT



Chris Valenti
Equipment Manager



Mike Harrington
Asst. Equipment Manager



Jason Schell
Asst. Equipment Manager



Kenny Chavez
Asst. Equipment Manager

FOOTBALL INFORMATION SYSTEMS / VIDEO OPERATIONS



Tony Lazzaro
Director of Football
Information Systems



Kevin Grogan
Senior Programmer/
Analyst



Steve Boxer
Video Director



Gary McCune
Video Operations
Manager



Kirt Horiuchi
Video Assistant



Chris Kirchner
Video Assistant

MEDIA RELATIONS / TEAM MEDIA



Patrick Smyth
Executive Director
of Media Relations



Rebecca Villanueva
Media Services
Manager



Erich Schubert
Media Relations
Coordinator



Chris Hall
Manager of
Team Media



Gray Caldwell
Editor, DenverBroncos.com/
Team Media



Stuart Zaas
Digital Media
Coordinator

COMMUNITY DEVELOPMENT



Kelly Woodward
Director of
Community Development



Billy Thompson
Director of
Community Outreach




Beth Bowlen
Director of
Special Projects & Events

FINANCE



Fred Krebs
Manager of Cash/Treasury



Dianne Sehgal
Controller



Jenifer Brunetti
Payroll Administrator



Gina Johnson
Accounts Payable



Nanette Thompson
Assistant Controller



Kelly Fierro
Manager of
Travel Services



Peggy Jackson
Revenue Accountant

HUMAN RESOURCES



Sheila Thomas
Director of Human Resources -
Denver Broncos



Heather Brevik
Director of Human Resources -
Stadium Management Company

INFORMATION TECHNOLOGY



Chris Newman
IT Architect



Jason Moore
Senior IT Engineer



Mike Corey
IT Engineer



Gil Bencomo
IT Engineer



Nick Burris
IT Engineer

MARKETING



Derek Thomas
Director of
Corporate Partnerships



Sandy Young
Senior Marketing Manager



Jon Carlson
Business Development
Manager



Bobby Mestas
Manager of
Fan Development



Erica Jennings
Manager of Partnership
Activation and Service



Kim Torrez
Manager of Partnership
Activation and Service



Mallory Cleveland
Partnership Activation &
Services Coordinator



Dustin Frost
Events and Special
Projects Coordinator



Amanda Hutchings
Promotions and Marketing
Coordinator



Lori Nelson
Lead Designer



Brad Post
Mascot Coordinator

CHEERLEADERS



Teresa Shear
Director of Cheerleaders
and Game Day Entertainment



Kelly Tilley
Director, Jr. Cheerleaders




Shelly Trujillo
Assistant Director,
Cheerleaders

OPERATIONS



John Karpan
Operations Manager



Greg Johnson
Maintenance Coordinator



Adam Newman
Team Logistics Manager



Bryan Snyder
Team Nutritionist



Josh Bruning
Operations Assistant

TURF OPERATIONS



Troy Smith
Turf Manager



Kyle Bauman
Assistant Turf Manager



Cole Dudley
Assistant Turf Manager

TICKET OPERATIONS



Kirk Dyer
Exec. Director of Ticket
Operations and Admin.



Katie Delay
Director of
Ticket Operations



Clark Wray
Director of Ticket and
Database Operations



Patti Barban
ADA Manager



Stacie Quinton
Assistant
Ticket Manager



Tiffany Mastroianni
Assistant
Ticket Manager



Ryan Barefoot
Senior Director of
Premium Seating



Chris Faulkner
Manager of Club Seat
Sales and Service



Craig Walsh
Manager of
Suite Sales



Dave Stutman
Senior Premium
Sales Executive




Geoff Sanders
Senior Premium
Sales Executive



Ben Racine
Premium
Sales Executive



Alicia Hawks
Premium
Sales Executive



Melissa Durian
Senior Premium
Service Executive



Melissa Anderson
Premium Service
Executive

STADIUM MANAGEMENT COMPANY




Andy Gorchov
General Manager



Chuck Olney
Director of Business
Development



Jon Applegate
Event Operations
Manager



Anna Marie Martinez
Special Events
Manager



Kendra Van Ness
Special Events
Coordinator



Ryan Nienhueser
Parking and Events
Coordinator



Patrick Bowlen III
Event Operations



Fran Williams
SMC Receptionist



Gail Dodson
SMC Receptionist



Scott Bliek
Director of Event
Services and Security



Pat Tetrick
Guest Relations
Manager



Jared Devine
Security Manager



Jim White
Assistant Security
Manager



Eileen Martinez
24-Hour Security
Shift Supervisor



Keith Dietz
24-Hour Security
Shift Supervisor



Ralph Ursini
24-Hour Security
Shift Supervisor

STADIUM MANAGEMENT COMPANY




Zach Myhra
Director of Facilities



Matt Shine
Senior Operations
Manager



Brett Seibel
Assistant Operations Manager



Amy Crawford
Operations Coordinator



Rick Seifert
Communications
Manager



Chad Henderson
Lead Engineer



Chris Hoag
Lead Electrician



Mike Gray
Electrician



Steve Eggers
Carpenter



James Montoya
Maintenance



**Terrance "Jamie"
Perkins**
Lead Plumber



Curt Norton
Plumber



Becca Gassman
Graphics



Ross Kurcab
Turf Manager



Chris Hathaway
Assistant Turf Manager



Luke Kellerman
Turf Technician



Howard Brown
Facility Operations
Manager



Pat Jordan
Director of Broadcasting



Nick Young
Creative Services Manager



Ryan Kehn
Senior Media Designer/
Associate Producer



Jeremy Wecker
Audio Visual Services
Coordinator



Lorraine Spargo
Director of
Special Projects

DENVER BRONCOS' WINNING TRADITION

Denver Broncos football enters its 53rd season in 2012 as the team seeks to return to the pinnacle of success it enjoyed with back-to-back Super Bowl wins in 1997 and '98. Playing for the 12th year at their glistening stadium, Sports Authority Field at Mile High, the Broncos will perform before sellout crowds for the 43rd consecutive season, the first 31 of which came at Mile High Stadium. The team has sold out 325 consecutive regular-season games and 341 consecutive contests including playoff games. Broncos fans have watched their team amass one of the NFL's finest records since the club's first winning season in 1973, enduring just seven losing seasons—tied for the second-fewest in the NFL—as shown in the list below.

This season also marks Pat Bowlen's 29th as Owner and Chief Executive Officer of the Broncos. During that time, Denver has enjoyed a virtually unmatched level of success in the context of the entire NFL and within the American Football Conference Western Division.

FEWEST NUMBER OF LOSING SEASONS, NFL, 1973-2011

Houston [^]	6	New York Jets	17
Denver	7	San Francisco	17
Pittsburgh	7	Indianapolis/Baltimore Colts	18
Jacksonville*	8	New York Giants	18
Miami	8	Kansas City	19
Carolina*	10	St. Louis/L.A. Rams	19
Minnesota	10	Buffalo	20
New England	10	Chicago	20
Cleveland†	11	Cincinnati	20
Dallas	11	New Orleans	21
Oakland/L.A. Raiders	13	Tampa Bay#	23
Washington	13	Atlanta	24
Green Bay	14	Arizona/Phoenix/St. Louis	26
Tennessee/Houston	14	Detroit	26
Philadelphia	15		
San Diego	16		
Seattle#	17		
Balt. Ravens/Cleveland	17		

#began play in 1976

*began play in 1995

†began play in 1999

[^]began play in 2002

NFL's Second Best Since 1975 — The Broncos' 339-238-1 (.587) record in the regular season since 1975 ranks second in the NFL during those 37 seasons.

TOP RECORDS AMONG NFL TEAMS, 1975-2011 (regular season only)

Franchise	Record	Pct.
1. Pittsburgh Steelers	354-223-1	.613
2. Denver Broncos	339-238-1	.587
3. Dallas Cowboys	332-246-0	.574
4. Miami Dolphins	328-249-1	.568
5. New England Patriots	328-250-0	.567

CHARTING THE BRONCOS' 11 DIVISION TITLES

Year	Record	AFC Playoff Record	Level Reached
1977*	12-2	2-0	Super Bowl XII
1978	10-6	0-1	AFC Divisional Playoff
1984	13-3	0-1	AFC Divisional Playoff
1986	11-5	2-0	Super Bowl XXI
1987*	10-4-1	2-0	Super Bowl XXII
1989*	11-5	2-0	Super Bowl XXIV
1991	12-4	1-1	AFC Championship
1996*	13-3	0-1	AFC Divisional Playoff
1998*	14-2	2-0	World Champions
2005	13-3	1-1	AFC Championship
2011	8-8	1-1	AFC Divisional Playoff

*denotes seasons in which Broncos secured homefield advantage throughout AFC Playoffs.



More than 650,000 people descended on downtown Denver on Jan. 27, 1998, to salute the World Champion Broncos two days after their victory over Green Bay in Super Bowl XXXII in San Diego. A parade through the streets of the city culminated in a rally at Civic Center Park, where Colorado Governor Roy Romer and Denver Mayor Wellington Webb officially welcomed the Super Bowl champions home. A similar gathering was held a year later on Feb. 1, 1999, when the Broncos returned home from Miami after defeating Atlanta in Super Bowl XXXIII. Governor-elect Bill Owens and Mayor Webb joined the festivities to salute the back-to-back World Champs.

DENVER TIES FOR THIRD IN NFL IN SUPER BOWL APPEARANCES — The Broncos made their sixth Super Bowl appearance against Atlanta on Jan. 31, 1999, and that total ties for third in NFL history behind Dallas (8) and Pittsburgh (8). Winners of back-to-back Super Bowls (XXXII and XXXIII), the Broncos are one of just seven franchises to “repeat” as World Champions.

MOST SUPER BOWL APPEARANCES, NFL HISTORY

Franchise	Appearances	Games (wins asterisked)	Record
1. Dallas Cowboys	8	V, VI*, X, XII*, XIII, XXVII*, XXVIII*, XXX*	5-3
Pittsburgh Steelers	8	IX*, X*, XIII*, XIV*, XXX, XL*, XLIII*, XLV	6-2
3. Denver Broncos	6	XII, XXI, XXII, XXIV, XXXII*, XXXIII*	2-4
New England Patriots	6	XX, XXXI, XXXVI*, XXXVIII*, XXXIX*, XLII	3-3
5. Miami Dolphins	5	VI, VII*, VIII*, XVII, XIX	2-3
Oakland/L.A. Raiders	5	II, XI*, XV*, XVIII*, XXXVII	3-2
San Francisco 49ers	5	XVI*, XIX*, XXIII*, XXIV*, XXIX*	5-0
Washington Redskins	5	VII, XVII*, XVIII, XXII*, XXVI*	3-2

COMING BACK STRONGER — The 1997-98 Broncos are one of only five teams to have posted a better record during the season following a Super Bowl victory.

SUPER BOWL CHAMPIONS TO POST BETTER RECORDS THE FOLLOWING SEASON

Team	Year	Record	Next Year's Rec.	Postseason Finish
New York Giants	2007	10-6	12-4	Lost NFC Divisional Game
Indianapolis Colts	2006	12-4	13-3	Lost AFC Divisional Game
Denver Broncos	1997	12-4	14-2	Won Super Bowl XXXIII
San Francisco 49ers	1988	10-6	14-2	Won Super Bowl XXIV
Pittsburgh Steelers	1974	10-3-1	12-2	Won Super Bowl X

BRONCOS THE MOST VICTORIOUS FOR ANY THREE-YEAR PERIOD — Denver's 34-19 victory over Atlanta in Super Bowl XXXIII gave it the most wins in a three-year period (46) and the second-most wins in a two-year period (33) in NFL history (regular season and playoffs).

NFL Record for Most Wins in a Three-Year Span

- 1. Denver Broncos, 46 wins (1996-98)**
- New England Patriots, 45 wins (2003-05)
- San Francisco 49ers, 45 wins (1988-90)
- Dallas Cowboys, 44 wins (1992-94)
- Miami Dolphins, 44 wins (1971-73)

NFL Record for Most Wins in a Two-Year Span

- New England Patriots, 34 wins (2003-04)
- 2. Denver Broncos, 33 wins (1997-98)**
- New England Patriots, 32 wins ('06-07, '07-08)
- San Francisco 49ers, 32 wins (1989-90)
- Miami Dolphins, 32 wins (1972-73)

DENVER BRONCOS' WINNING TRADITION

Historical Start — The Broncos began the 1998 season by winning their first 13 games, a feat accomplished only seven other times in NFL history.

TEAMS TO START 13-0 OR BETTER IN NFL HISTORY

Team	Year	Record	Reg. Season Finish	Postseason
Green Bay	2011	13-0	15-1	Lost NFC Divisional Playoff Game
New England	2007	16-0	16-0	Lost Super Bowl XLII
Indianapolis	2009	14-0	14-2	Lost Super Bowl XLIV
Miami	1972	14-0	14-0	Won Super Bowl VII
New Orleans	2009	13-0	13-3	Won Super Bowl XLIV
Indianapolis	2005	13-0	14-2	Lost AFC Divisional Playoff Game
Denver	1998	13-0	14-2	Won Super Bowl XXXIII
Chicago Bears	1934	13-0	13-0	Lost NFL Championship Game

18-Game Winning Streak — The Broncos won 18 consecutive games, including postseason, during their two-Super Bowl run from 1997-98. Denver's 18-game overall winning streak ties for the third longest in NFL history.

LONGEST WIN STREAKS IN NFL HISTORY (REGULAR SEASON AND POSTSEASON COMBINED)

Team	Wins	Date Began-Ended	Accomplishments
1. New England	21	10/5/03-10/31/04	Won Super Bowls XXXVIII and XXXIX
2. Green Bay	19	12/26/10-12/11/11	Won Super Bowl XLV
3. Denver	18	12/21/97-12/13/98	Won Super Bowls XXXII and XXXIII
New England	18	9/9/07-2/3/08	First-ever 16-0 regular season
San Francisco	18	11/27/89-11/18/90	Won Super Bowl XXIV
Miami	18	9/17/72-9/23/73	Won Super Bowl VII
Chicago Bears	18	11/9/41-12/13/42	Won 1941 NFL Championship
Chicago Bears	18	11/26/33-12/9/34	Won 1933 NFL Championship

Homefield Advantage — The Broncos' 216-81-0 (.727) overall record at home since 1975 is the best in the NFL. Denver owns an NFL-best 204-78-0 (.723) home record in the regular season since 1975 and is 12-3 (.800) in the postseason at home during this time.

TOP FIVE HOME RECORDS, NFL, 1975-2011

Team	Regular Season	Postseason	Total	Pct.
1. Denver	207-83-0 (.714)	13-3 (.813)	220-86-0	.719
2. Pittsburgh	206-81-1 (.717)	16-7 (.696)	224-88-1	.717
3. Baltimore	88-39-1 (.691)	2-2 (.500)	90-41-1	.686
4. Dallas	189-99-0 (.656)	15-5 (.750)	204-105-0	.660
5. New England	187-102-0 (.647)	13-3 (.813)	200-105-1	.655

24 In A Row At Home — The Broncos won 24 consecutive home games in the regular season from 1996-98, marking the third-longest such winning streak in NFL history.

LONGEST REGULAR-SEASON HOME WIN STREAKS IN NFL HISTORY

Team	Years	Wins	Accomplishments
1. Miami	1971-74	27	Played in three consecutive Super Bowls, winning two (VII and VIII)
2. Green Bay	1995-98	25	Played in back-to-back Super Bowls, winning one (XXXI)
3. Denver	1996-98	24	Won two Super Bowls (XXXII and XXXIII)

Perfect In Denver — The Broncos' undefeated home finish in 1998 was the club's third in a row, making the Broncos only the fourth franchise in NFL history to complete three consecutive regular seasons at home without losing a game.

MOST CONSECUTIVE UNDEFEATED HOME SLATES IN NFL HISTORY

Team	No.	Years	Records	Accomplishments
1. Green Bay	4	1929-32	5-0, 6-0, 8-0, 5-0-1	Won NFL title from 1929-31
2. Denver	3	1996-98	8-0, 8-0, 8-0	Won Super Bowls XXXII and XXXIII
Miami	3	1972-74	7-0, 7-0, 7-0	Won Super Bowls VII and VIII
Chicago Bears	3	1942-44	6-0, 5-0, 4-0-1	Won 1941 NFL Championship

PAT BOWLEN ERA (1984-2011)

NFL TEAM COMPARISON

FEWEST LOSING SEASONS

Denver	5
Baltimore	6
Houston	6
G.B., Mia., N.E., Pit	7

NUMBER OF REG. SEASON WINS

San Francisco	272
Pittsburgh	264
Denver	263
New England	260
N.Y. Giants	252

DIVISION TITLES

San Francisco	13
New England	12
Pittsburgh	12
Chicago	10
Denver	9
Dallas	9
Indianapolis	9

PLAYOFF APPEARANCES

San Francisco	17
Pittsburgh	16
Philadelphia	15
New England	15
Denver	14
G.B., Ind., Min., NYG	14

PLAYOFF GAMES

New England	34
Pittsburgh	33
San Francisco	33
N.Y. Giants	29
Denver	28
Green Bay	28

CONFERENCE CHAMPIONSHIP GAMES

Pittsburgh	9
San Francisco	9
New England	8
Denver	7

SUPER BOWL APPEARANCES

New England	7
Denver , N.Y. Giants	5
Buf., S.F., Pit.	4

WORLD CHAMPIONSHIPS

San Francisco	4
N.Y. Giants	4
Dallas, New England	3
Den. , Pit., Was., G.B.	2

AFC WEST TEAM COMPARISON

NUMBER OF WINNING SEASONS

Denver	16
Kansas City	15
Oakland/L.A. Raiders	9
San Diego	9

NUMBER OF REG. SEASON WINS

Denver	263
Kansas City	229
San Diego	215
Oakland/L.A. Raiders	211

DIVISION TITLES

Denver	9
San Diego	7
Oakland/L.A. Raiders	5
Kansas City	5

PLAYOFF APPEARANCES

Denver	14
Kansas City	11
Oakland/L.A. Raiders	8
San Diego	8

PLAYOFF GAMES

Denver	28
Oakland/L.A. Raiders	14
San Diego	14
Kansas City	14

AFC CHAMPIONSHIP GAME APPEARANCES

Denver	7
Oakland/L.A. Raiders	3
San Diego	2
Kansas City	1

SUPER BOWL APPEARANCES

Denver	5
Oakland/L.A. Raiders	1
San Diego	1
Kansas City	0

WORLD CHAMPIONSHIPS

Denver	2
Kansas City	0
Oakland/L.A. Raiders	0
San Diego	0

PAT BOWLEN ERA (1984-2011)

One of NFL's Best Under Bowlen — The Broncos have posted the second-most wins (263) in the AFC and the third-most victories in the entire NFL since 1984 under the ownership of Pat Bowlen.

MOST REGULAR-SEASON WINS IN THE NFL, 1984-2011

TEAM	W	L	T	PCT.
1. San Francisco 49ers	272	174	1	.610
2. Pittsburgh Steelers	264	182	1	.592
3. Denver Broncos	263	183	1	.589
4. New England Patriots	260	187	0	.582
5. Green Bay Packers	252	194	1	.565
6. New York Giants	251	195	1	.563
7. Philadelphia Eagles	247	196	4	.557
8. Miami Dolphins	243	204	0	.544
9. Chicago Bears	241	206	0	.539
10. Minnesota Vikings	236	211	0	.528
11. Tennessee Titans	235	212	0	.526
12. Dallas Cowboys	234	213	0	.523
13. Indianapolis Colts	231	216	0	.517
14. Kansas City Chiefs	229	216	2	.515
15. New Orleans Saints	228	219	0	.510
16. Seattle Seahawks	221	226	0	.494
17. Washington Redskins	221	225	1	.496
18. Buffalo Bills	215	232	0	.481
19. San Diego Chargers	215	232	0	.481
20. Oakland Raiders	211	236	0	.472
21. New York Jets	210	236	1	.471
22. Atlanta Falcons	196	249	2	.441
23. St. Louis Rams	196	251	0	.438
24. Tampa Bay Buccaneers	184	263	0	.412
25. Cincinnati Bengals	182	264	1	.408
26. Arizona Cardinals	170	276	1	.381
27. Detroit Lions	168	278	1	.377
28. Cleveland Browns#	161	237	1	.405
29. Baltimore Ravens^	140	115	1	.549
30. Jacksonville Jaguars*	138	134	0	.507
31. Carolina Panthers*	125	147	0	.460
32. Houston Texans%	65	95	0	.406


* - Began play in 1995; ^ - Began play in 1996; # - Includes 1984-95; '99-2008; % - Began play in 2002

National Television Exposure — The Broncos have appeared in 272 nationally televised games during Pat Bowlen's 28 seasons of ownership (1984-2011).

BRONCOS NATIONALLY TELEVISED GAMES, 1984-2011

TYPE	NO.
National Doubleheader Games	114
Monday Night Games	50
Sunday Night Games	32
Postseason Games	28
Preseason Games	26
Saturday/Other Prime-Time Games	18
Thanksgiving Day Games	4
TOTAL	272 Nationally Televised Games

VETERAN PLAYER PROFILES



	MIKE ADAMS	 20
	5-11 • 200 • 9TH YR. • DELAWARE	
	BORN: March 24, 1981, in Paterson, N.J.	
	HIGH SCHOOL: Passaic Tech High School, Wayne, N.J.	
	ACQUIRED: Unrestricted Free Agent, 2012	
	NFL YEAR: 9th • YEAR WITH BRONCOS: 1st	
NFL GAMES PLAYED/STARTED: 114/50		
SAFETY		

ADAMS AT A GLANCE:

- A ninth-year player who has played 114 career games with Cleveland (2007-11) and San Francisco (2004-06), combining for 50 starts at both safety positions and cornerback.
- Started a career-high 16 games for Cleveland at free safety in 2011 and helped the Browns finish with the NFL's second-ranked pass defense (184.9 ypg).
- Owns 16 career takeaways (12 INTs, 4 FR) in addition to contributing 67 special-teams tackles in eight NFL seasons.
- Received the 2011 Dino Lucarelli Good Guy Award from the Cleveland Chapter of the Professional Football Writers' Association.
- Opened 23-of-43 career games at the University of Delaware, earning second-team All-Atlantic 10 Conference honors as a senior in 2003 while helping guide the Blue Hens to the Division I-AA National Championship.
- Joined the Broncos as an unrestricted free agent on March 16, 2012.
- Entered the NFL with San Francisco as a college free agent on April 28, 2004.

CAREER TRANSACTIONS: Signed by San Francisco as a college free agent 4/28/04; Waived by San Francisco 9/4/04; Signed by San Francisco (practice squad) 9/6/04; Signed by San Francisco (active roster) 11/13/04; Signed by Cleveland 4/2/07; Re-signed by Cleveland as an unrestricted free agent 3/6/09; Signed by Denver as an unrestricted free agent 3/16/12.



2011: Adams started all 16 games for the first time in his career and totaled 61 tackles (41 solo), a team-high three interceptions (33 yds.), six passes defended, one forced fumble and one fumble recovery for the league's second-ranked pass defense... Contributed three tackles on special teams... Recorded a takeaway (2 INT, 1 FR) in three consecutive games in Weeks 3-5... Tied a career high with 10 tackles (6 solo) and added an interception vs. Pit. (1/1).

2010: Adams played 15 games (2 starts) for Cleveland and posted 34 tackles (31 solo), one sack (10 yds.), two interceptions (51 yds.) and six passes defended to go along with 10 special-teams stops. Helped the Browns' kickoff coverage unit lead the NFL by allowing just 17.8 yards per return.

2009: Adams appeared in all 16 games, opening six contests at cornerback and three others at safety, while tallying 61 tackles (52 solo), one sack (6 yds.), a career-best eight passes defended and one fumble recovery... Added 10 tackles on special-teams units to rank fourth on the club.

2008: Adams saw time in 14 games (5 starts) at strong safety for the Browns and recorded 42 tackles (20 solo), two interceptions (18 yds.), three passes defended and one fumble recovery... Posted four special-teams stops.

2007: Adams played 15 games (0 starts) in his first season with Cleveland and totaled 11 tackles (9 solo) with one sack (7 yds.) and two passes defended in addition to ranking second on the team with a career-high 18 special-teams tackles... Injured his knee at Cin. (12/23) and was placed on injured reserve on Dec. 24.

2006: Adams played all 16 games (8 starts) for the first time in his career and registered 67 tackles (53 solo) and three passes defended for the 49ers while contributing 12 special-teams stops... Recorded his first double-digit tackle output (10 tackles) in the season opener at Ari. (9/10).

2005: Adams saw time in 14 games (10 starts) and totaled a career-high 68 tackles (55 solo), one sack (5 yds.), four interceptions (36 yds.), four passes defended, one forced fumble and one fumble recovery... Tied for the team lead with his four interceptions and added three tackles on special teams... Made his first career start at Ari. (10/2) in Mexico City... Recorded his first-career multi-interception game in the season finale vs. Hou. (1/1), returning a pick 40 yards for a score and adding a takeaway in overtime to set up the 49ers' game-winning field goal.

2005: Adams, who entered the NFL with San Francisco as a college free agent on April 28, spent the first half of the season on the club's practice squad before being promoted to the active roster and playing in the 49ers' final eight games... Totaled four tackles (2 solo), one interception (0 yds.) and one pass defended in addition to five special-teams stops... Made his NFL debut vs. Car. (11/14) and recovered a fumble on special teams... Registered his first career interception vs. Mia. (11/28).

COLLEGE: Adams started 23-of-43 career games at the University of Delaware and posted 213 tackles, 11 interceptions and 14 pass breakups... Ranked 11th in school history with his 11 interceptions... Earned second-team All-Atlantic 10 Conference honors as a senior team captain in 2003 while guiding the Blue Hens to the Division I-AA National Championship.

PERSONAL: Adams attended Passiac Tech High School in Wayne, N.J., where he helped guide his team to the New Jersey Group 4 state title in 1998... Inducted into the Passiac Tech Hall of Fame in 2009 and had his jersey retired in 2010... Received a community service award from the House of Representatives and the New Jersey State Senate for his community service and volunteer work... Runs a joint foundation named the Rising Stars Foundation to assist underprivileged youth... Hosts an annual bowling event and football camp in New Jersey... Voted the recipient of the 2011 Dino Lucarelli Good Guy Award from the Cleveland Chapter of the Professional Football Writers' Association... Nicknamed 'Pops' by his grandmother, Michael Carl Adams has a daughter, Maya, and was born on March 24, 1981, in Paterson, N.J.

ADAMS' REGULAR SEASON RECORD

Year	Club	G	S	UT	A	TT	S-Yds.	I-Yds.	PD	FF	FR	TD-Int.	TD-FR	S	Pts.
2004	San Francisco	8	0	2	2	4	0-0	1-0	1	0	0	0	0	0	0
2005	San Francisco	14	10	55	13	68	1-5	4-36	4	1	1	1	0	0	6
2006	San Francisco	16	8	53	14	67	0-0	0-0	3	0	0	0	0	0	0
2007	Cleveland	15	0	9	2	11	1-7	0-0	2	0	0	0	0	0	0
2008	Cleveland	14	5	20	22	42	0-0	2-18	3	0	1	0	0	0	0
2009	Cleveland	16	9	52	9	61	1-6	0-0	8	0	1	0	0	0	0
2010	Cleveland	15	2	31	3	34	1-10	2-51	6	0	0	0	0	0	0
2011	Cleveland	16	16	41	20	61	0-0	3-33	6	1	1	0	0	0	0
CAREER TOTALS		114	50	263	85	348	4-28	12-138	33	1	4	1	0	0	6

ADDITIONAL STATISTICS: Special teams tackles — 2004 (5), 2005 (3), 2006 (12), 2007 (18), 2008 (4), 2009 (10), 2010 (12), 2011 (3), TOTAL (67). Special teams fumbles — 2004 (1 FR), 2005 (1 FF), 2007 (1 FR), TOTAL (1 FF, 2 FR).

ADAMS' SINGLE GAME HIGHS

(Postseason in parentheses)

Tackles — 10, three times, last at Pittsburgh, 12/8/11 (none). **Interceptions** — 2 vs. Houston, 1/1/06 (None). **Interception return yards** — 36 vs. Houston, 1/1/06 (None). **Sacks** — 1, four times, last vs. N.Y. Jets, 11/14/10 (none). **Sack yards** — 10 vs. N.Y. Jets, 11/14/10 (none).

MIKE ADAMS' CAREER GAME-BY-GAME

(Victories asterisked)

2004 SAN FRANCISCO (2-14) TACKLES										
Date	Opponent	P/S	UT	A	TT	S-Yds.	I-Yds.	PD	FF	FR
Games 1-8										
Nov 14	vs. Carolina	P	0	0	0	0-0	0-0	0	0	0
Nov 21	at Tampa Bay	P	0	0	0	0-0	0-0	0	0	0
Nov 28	vs. Miami	P	1	1	2	0-0	1-0	1	0	0
Dec 5	at St. Louis	P	0	0	0	0-0	0-0	0	0	0
Dec 12	at Arizona*	P	1	1	2	0-0	0-0	0	0	0
Dec 18	vs. Washington	P	0	0	0	0-0	0-0	0	0	0
Dec 26	vs. Buffalo	P	0	0	0	0-0	0-0	0	0	0
Jan 2	at New England	P	0	0	0	0-0	0-0	0	0	0
Regular Season Totals		8/0	2	2	4	0-0	1-0	1	0	0
2005 SAN FRANCISCO (4-12) TACKLES										
Date	Opponent	P/S	UT	A	TT	S-Yds.	I-Yds.	PD	FF	FR
Sep 11	vs. St. Louis*	P	3	0	3	1-5	1-0	1	1	0
Sep 18	at Philadelphia	P	2	0	2	0-0	0-0	0	0	0
Sep 25	vs. Dallas	P	2	0	2	0-0	0-0	0	0	0
Oct 2	at Arizona	S	6	0	6	0-0	0-0	0	0	0
Oct 9	vs. Indianapolis	S	7	0	7	0-0	0-0	0	0	1
Oct 23	at Washington	S	7	2	9	0-0	0-0	0	0	0
Oct 30	vs. Tampa Bay*	S	2	3	5	0-0	0-0	0	0	0
Nov 6	vs. N.Y. Giants	S	2	2	4	0-0	0-0	0	0	0
Nov 13	at Chicago	S	5	1	6	0-0	0-0	0	0	0
Nov 20	vs. Seattle	S	6	2	8	0-0	0-0	0	0	0
Nov 27	at Tennessee	S	4	1	5	0-0	0-0	0	0	0
Dec 4	vs. Arizona	S	2	2	4	0-0	1-0	1	0	0
Dec 11	at Seattle									
Dec 18	at Jacksonville									
Dec 24	at St. Louis*	P	1	0	1	0-0	0-0	0	0	0
Jan 1	vs. Houston*	S	6	0	6	0-0	2-36	2	0	0
Regular Season Totals		14/10	55	13	68	1-5	4-36	4	1	1

2006 SAN FRANCISCO (7-9) TACKLES										
Date	Opponent	P/S	UT	A	TT	S-Yds.	I-Yds	PD	FF	FR
Sep 10	at Arizona	S	9	1	10	0-0	0-0	0	0	0
Sep 17	vs. St. Louis*	S	5	1	6	0-0	0-0	1	0	0
Sep 24	vs. Philadelphia	S	3	0	3	0-0	0-0	0	0	0
Oct 1	at Kansas City	S	5	3	8	0-0	0-0	0	0	0
Oct 8	vs. Oakland*	S	5	1	6	0-0	0-0	0	0	0
Oct 15	vs. San Diego	S	4	1	5	0-0	0-0	0	0	0
Oct 29	at Chicago	S	6	3	9	0-0	0-0	1	0	0
Nov 5	vs. Minnesota*	P	4	3	7	0-0	0-0	1	0	0
Nov 12	at Detroit*	P	0	0	0	0-0	0-0	0	0	0
Nov 19	vs. Seattle*	P	0	0	0	0-0	0-0	0	0	0
Nov 26	at St. Louis	P	5	0	5	0-0	0-0	0	0	0
Dec 3	at New Orleans	P	0	0	0	0-0	0-0	0	0	0
Dec 10	vs. Green Bay	P	0	0	0	0-0	0-0	0	0	0
Dec 14	at Seattle*	S	5	0	5	0-0	0-0	0	0	0
Dec 24	vs. Arizona	P	2	1	3	0-0	0-0	0	0	0
Dec 31	at Denver*	P	0	0	0	0-0	0-0	0	0	0
Regular Season Totals			16/8	53	14	67	0-0	0-0	3	0


2007 CLEVELAND (10-6) TACKLES										
Date	Opponent	P/S	UT	A	TT	S-Yds.	I-Yds	PD	FF	FR
Sep 9	vs. Pittsburgh	P	0	0	0	0-0	0-0	0	0	0
Sep 16	vs. Cincinnati*	P	2	1	3	0-0	0-0	1	0	0
Sep 23	at Oakland	P	0	0	0	0-0	0-0	0	0	0
Sep 30	vs. Baltimore*	P	1	0	1	0-0	0-0	0	0	0
Oct 7	at New England	P	2	1	3	0-0	0-0	0	0	0
Oct 14	vs. Miami*	P	0	0	0	0-0	0-0	0	0	0
Oct 28	at St. Louis*	P	0	0	0	0-0	0-0	0	0	0
Nov 4	vs. Seattle*	P	0	0	0	0-0	0-0	0	0	0
Nov 11	at Pittsburgh	P	0	0	0	0-0	0-0	0	0	0
Nov 18	at Baltimore*	P	1	0	1	1-7	0-0	0	0	0
Nov 25	vs. Houston*	P	0	0	0	0-0	0-0	0	0	0
Dec 2	at Arizona	P	2	0	2	0-0	0-0	0	0	0
Dec 9	at N.Y. Jets*	P	1	0	1	0-0	0-0	1	0	0
Dec 16	vs. Buffalo*	P	0	0	0	0-0	0-0	0	0	0
Dec 23	at Cincinnati	P	0	0	0	0-0	0-0	0	0	0
Dec 30	vs. San Francisco*	PLACED ON INJURED RESERVE ON DEC. 24								
Regular Season Totals			15/0	9	2	11	1-7	0-0	2	0

2008 CLEVELAND (4-12) TACKLES										
Date	Opponent	P/S	UT	A	TT	S-Yds.	I-Yds	PD	FF	FR
Sep 17	vs. Dallas	S	5	4	9	0-0	0-0	0	0	0
Sep 14	vs. Pittsburgh	S	5	1	7	0-0	0-0	0	0	0
Sep 21	at Baltimore	S	3	0	3	0-0	1-0	1	0	0
Sep 28	at Cincinnati*	S	2	1	3	0-0	1-18	1	0	1
Oct 13	vs. N.Y. Giants*	S	2	0	2	0-0	0-0	0	0	0
Oct 19	at Washington	INACTIVE								
Oct 26	at Jacksonville*	INACTIVE								
Nov 2	vs. Baltimore	P	1	0	1	0-0	0-0	0	0	0
Nov 6	vs. Denver	P	0	0	0	0-0	0-0	1	0	0
Nov 17	at Buffalo*	P	2	6	8	0-0	0-0	0	0	0
Nov 23	vs. Houston	P	0	1	1	0-0	0-0	0	0	0
Nov 30	vs. Indianapolis	P	1	5	6	0-0	0-0	0	0	0
Dec 7	at Tennessee	P	0	0	0	0-0	0-0	0	0	0
Dec 15	at Philadelphia	P	0	0	0	0-0	0-0	0	0	0
Dec 21	vs. Cincinnati	P	1	1	2	0-0	0-0	0	0	0
Dec 28	at Pittsburgh	P	0	0	0	0-0	0-0	0	0	0
Regular Season Totals			14/5	19	22	42	0-0	2-18	3	1

2009 CLEVELAND (5-11) TACKLES										
Date	Opponent	P/S	UT	A	TT	S-Yds.	I-Yds	PD	FF	FR
Sep 13	vs. Minnesota	P	1	0	1	0-0	0-0	0	0	0
Sep 20	at Denver	P	1	0	1	0-0	0-0	0	0	0
Sep 27	at Baltimore	P	2	0	2	0-0	0-0	0	0	1
Oct 4	vs. Cincinnati	S	6	1	7	0-0	0-0	1	0	0
Oct 11	at Buffalo*	P	3	0	3	0-0	0-0	1	0	0
Oct 18	at Pittsburgh	P	1	0	1	0-0	0-0	1	0	0
Oct 25	vs. Green Bay	P	1	1	2	0-0	0-0	1	0	0
Nov 1	at Chicago	S	6	0	6	0-0	0-0	0	0	0
Nov 16	vs. Baltimore	P	0	0	0	0-0	0-0	0	0	0
Nov 22	at Detroit	S	2	0	2	0-0	0-0	1	0	0
Nov 29	at Cincinnati	S	6	4	10	0-0	0-0	0	0	0
Dec 6	vs. San Diego	S	6	0	6	0-0	0-0	0	0	0
Dec 10	vs. Pittsburgh*	S	1	1	2	0-0	0-0	0	0	0
Dec 20	at Kansas City*	S	6	0	6	0-0	0-0	0	0	0
Dec 27	vs. Oakland*	S	6	1	7	1-6	0-0	2	0	0
Jan 3	vs. Jacksonville*	S	4	1	5	0-0	0-0	1	0	0
Regular Season Totals			16/9	52	9	61	1-6	0-0	8	1

2010 CLEVELAND (5-11)		TACKLES								
Date	Opponent	P/S	UT	A	TT	S-Yds.	I-Yds	PD	FF	FR
Sep 12	at Tampa Bay	S	5	2	7	0-0	1-26	3	0	0
Sep 19	vs. Kansas City	P	1	0	1	0-0	0-0	0	0	0
Sep 26	at Baltimore	P	2	0	2	0-0	0-0	0	0	0
Oct 3	vs. Cincinnati*	P	2	0	2	0-0	0-0	0	0	0
Oct 10	vs. Atlanta	P	1	1	2	0-0	0-0	0	0	0
Oct 17	at Pittsburgh	P	1	0	1	0-0	0-0	0	0	0
Oct 24	at New Orleans*	P	6	0	6	0-0	0-0	0	0	0
Nov 7	vs. New England*	P	0	0	0	0-0	0-0	2	0	0
Nov 14	vs. N.Y. Jets	P	2	0	2	1-10	0-0	0	0	0
Nov 21	at Jacksonville	INACTIVE								
Nov 28	vs. Carolina*	P	1	0	1	0-0	0-0	0	0	0
Dec 5	at Miami*	P	1	0	1	0-0	1-25	1	0	0
Dec 12	at Buffalo	P	1	0	1	0-0	0-0	0	0	0
Dec 19	at Cincinnati	P	1	0	1	0-0	0-0	0	0	0
Dec 26	vs. Baltimore	P	0	0	0	0-0	0-0	0	0	0
Jan 1	vs. Pittsburgh	S	7	0	7	0-0	0-0	0	0	0
Regular Season Totals		15/2	31	3	34	1-10	2-51	6	0	0

2011 CLEVELAND (4-12)		TACKLES								
Date	Opponent	P/S	UT	A	TT	S-Yds.	I-Yds	PD	FF	FR
Sep 11	vs. Cincinnati	S	3	1	4	0-0	0-0	0	0	0
Sep 18	at Indianapolis*	S	1	1	2	0-0	0-0	0	0	0
Sep 25	vs. Miami*	S	1	1	2	0-0	1-4	1	0	0
Oct 2	vs. Tennessee	S	2	0	2	0-0	1-0	1	0	0
Oct 16	at Oakland	S	1	0	1	0-0	0-0	0	0	1
Oct 23	vs. Seattle*	S	0	1	1	0-0	0-0	0	0	0
Oct 30	at San Francisco	S	5	1	6	0-0	0-0	0	0	0
Nov 6	at Houston	S	1	1	2	0-0	0-0	1	0	0
Nov 13	vs. St. Louis	S	4	1	5	0-0	0-0	0	0	0
Nov 20	vs. Jacksonville*	S	2	1	3	0-0	0-0	0	0	0
Nov 27	at Cincinnati	S	2	4	6	0-0	0-0	0	0	0
Dec 4	vs. Baltimore	S	4	1	5	0-0	0-0	0	0	0
Dec 8	at Pittsburgh	S	6	4	10	0-0	1-29	1	0	0
Dec 18	at Arizona	S	2	0	2	0-0	0-0	2	0	0
Dec 24	at Baltimore	S	4	0	4	0-0	0-0	0	0	0
Jan 1	vs. Pittsburgh	S	3	3	6	0-0	0-0	0	1	0
Regular Season Totals		16/16	41	20	61	0-0	3-33	6	1	1



ROBERT AYERS

6-3 • 274 • 4TH YR. • TENNESSEE

BORN: Sept. 6, 1985, in Jersey City, N.J.


HIGH SCHOOL: Marlboro County High School, Bennettsville, S.C.

ACQUIRED: Draft #1b (18th overall), 2009

NFL YEAR: 4th • **YEAR WITH BRONCOS:** 4th

NFL GAMES PLAYED/STARTED: 42/24 • **POSTSEASON:** 2/2

DEFENSIVE END



91

AYERS AT A GLANCE:

- A fourth-year player who started 13-of-16 games at his natural defensive end position in 2011 after playing outside linebacker for the Broncos during his first two NFL seasons.
- Totaled a career-high three sacks in the regular season and led Denver with two quarterback takedowns in the postseason in 2011.
- Started 10-of-11 games played in 2010 and tied for the team lead with 10 quarterback hits despite missing five games due to injury.
- Recorded a tackle for a loss in four consecutive games to start the 2010 season.
- Notched the longest scoring fumble return by a Broncos rookie in team history with his 54-yard touchdown on *Monday Night Football* vs. Pittsburgh (11/9/09).
- Led the University of Tennessee in tackles for a loss during each of his final two years at the school, totaling 27.5 tackles for negative yardage over that stretch.
- Earned second-team All-Southeastern Conference honors as a senior at Tennessee in 2008, starting all 12 games at defensive end and leading the conference with 15.5 tackles for a loss in addition to pacing Tennessee's defensive line with 49 tackles (34 solo).
- Shared the Andy Spiva Award as Tennessee's most improved defender in 2008 while helping the Volunteers tie for third in the country in total defense (263.5 ypg.) and rank 10th in the nation in scoring defense (16.8 ppg.).
- Selected by the Broncos in the first round (18th overall) of the 2009 NFL Draft.

CAREER TRANSACTIONS: Signed by Denver as a draft choice 8/3/09.

AYERS' MULTI-SACK PLAYOFF GAME

BRONCOS WITH MULTI-SACK GAMES, POSTSEASON HISTORY

Player	Opponent (Date)	No.
Robert Ayers	AFC Wild Card Game vs. Pit. (1/8/12)	2
Neil Smith	AFC Divisional Playoff Game at K.C. (1/4/98)	2
Alfred Williams	AFC Divisional Playoff Game at K.C. (1/4/98)	2
Simon Fletcher	AFC Wild Card Game at LAA (1/9/94)	2
Simon Fletcher	AFC Championship Game vs. Cle. (1/14/90)	2
Rulon Jones	AFC Divisional Playoff Game vs. N.E. (1/4/87)	2
Lyle Alzado	Super Bowl XII vs. Dal. (1/15/78)	2
Rubin Carter	Super Bowl XII vs. Dal. (1/15/78)	2



2011: Ayers played all 16 regular season games (13 starts) at defensive end and tied a career high with 39 tackles (25 solo) to go along with a personal-best three sacks (12 yds.), two passes defended, one forced fumble and one fumble recovery... Played in both of Denver's playoff games, totaling five tackles (3 solo) and two sacks (24 yds.)... Recorded the eighth multi-sack game in Broncos postseason history during Denver's AFC Wild Card Game vs. Pit. (1/8), taking down Steelers quarterback Ben Roethlisberger twice, including on the last play of regulation to force overtime.

2010: Ayers posted 39 tackles (32 solo), 1.5 sacks (6.5 yds.), one pass defended and one forced fumble in 11 games played (10 starts) in 2010... Tied for the team lead with 10 quarterback hits while ranking fourth on the club with six tackles for a loss... Recorded his first career sack (5 yds.) in the season opener at Jac. (9/12)... Had two tackles for a loss and helped set the edge at Ten. (10/3), limiting Titans running back Chris Johnson to his third-lowest rushing output (53 yds.) in 24 contests... Missed Games 6-10 with a foot injury.

2009: Selected by the Broncos in the first round (18th overall) of the 2009 NFL Draft, Ayers totaled 18 tackles (13 solo), two pass breakups and one fumble recovery in 15 games (1 start) for Denver as a rookie... Posted the longest fumble return touchdown by a rookie in club annals with his 54-yard score on *Monday Night Football* vs. Pit. (11/9)... Registered multiple tackles in five consecutive games (Games 4-8) and six times for the season... Made his first career start at Phi. (12/27) and recovered a fumble on special teams in that contest.

COLLEGE: Ayers totaled 113 tackles (80 solo), nine sacks (61 yds.), one interception (8 yds.) and four pass breakups in 48 career games (14 starts) at the University of Tennessee... Registered a team-high 27.5 tackles for a loss during his final two seasons for the Volunteers... Started all 12 games at right defensive end as a senior, totaling 49 tackles (34 solo), three sacks (29 yds.), 15.5 tackles for a loss (63 yds.) and one interception (8 yds.) to earn second-team All-Southeastern Conference honors... Led the SEC in tackles for a loss (15.5) while pacing the Volunteers' defensive line in tackles (49) as a senior.

PERSONAL: Ayers was an all-state selection as a linebacker during his senior year at Marlboro County High School in Bennettsville, S.C.... Selected to play in the Shrine Bowl of the Carolinas as a senior... Rated the third-best linebacker prospect in the nation and the second-best overall prospect in South Carolina by *PrepStar*... Had 112 tackles and five interceptions while handling kickoff return duties as a senior... Posted 94 stops, eight sacks and three interceptions as a junior... Ran the 100 meters and was part of his high school's 4x100 meter relay team... Majored in African studies at Tennessee... Robert Earnest Ayers Jr. was born on Sept. 6, 1985, in Jersey City, N.J.

AYERS' REGULAR SEASON RECORD

Year	Club	G	S	UT	A	TT	S-Yds.	I-Yds.	PD	FF	FR	TD-Int.	TD-FR	S	Pts.
2009	Denver	15	1	13	5	18	0-0	0-0	2	0	1	0	1	0	6
2010	Denver	11	10	32	7	39	1.5-6.5	0-0	1	1	0	0	0	0	0
2011	Denver	16	13	25	14	39	3-12	0-0	2	1	1	0	0	0	0
CAREER TOTALS		42	24	70	26	96	4.5-18.5	0-0	5	2	2	0	1	0	6

ADDITIONAL STATISTICS: Special teams tackles — 2009 (1), TOTAL (1). Recovered a fumble and returned it 54 yards for a touchdown vs. Pit. (11/9/09). Recovered a fumble on special teams at Phi. (12/27/09).

AYERS' POSTSEASON RECORD

Year	Club	G	S	UT	A	TT	S-Yds.	I-Yds.	PD	FF	FR	TD-Int.	TD-FR	S	Pts.
2011	Denver	2	1	3	2	5	2-24	0-0	0	0	0	0	0	0	0
CAREER TOTALS		2	1	3	2	5	2-24	0-0	0	0	0	0	0	0	0

AYERS' SINGLE-GAME HIGHS

(Postseason in parentheses)

Tackles — 5, four times, last vs. San Diego, 10/9/11 (3 vs. Pittsburgh, 1/8/12). **Sacks** — 1, four times, last vs. Kansas City, 1/1/12 (2 vs. Pittsburgh, 1/8/12). **Sack yards** — 7 vs. Detroit, 10/30/11 (24 vs. Pittsburgh, 1/8/12). **Interceptions** — None (None). **Interception return yards** — None (None).

ROBERT AYERS' CAREER GAME-BY-GAME


(Victories asterisked)

2009 DENVER (8-8) TACKLES										
Date	Opponent	P/S	UT	A	TT	S-Yds.	I-Yds.	PD	FF	FR
Games 1-2		P	0	0	0	0-0	0-0	0	0	0
Sep 27	at Oakland*	P	1	0	1	0-0	0-0	0	0	0
Oct 4	vs. Dallas*	P	1	1	2	0-0	0-0	0	0	0
Oct 11	vs. New England*	P	2	0	2	0-0	0-0	0	0	0
Oct 19	at San Diego*	P	2	0	2	0-0	0-0	0	0	0
Nov 1	at Baltimore	P	2	0	2	0-0	0-0	0	0	0
Nov 9	vs. Pittsburgh	P	0	2	2	0-0	0-0	0	0	1
Nov 15	at Washington	P	0	1	1	0-0	0-0	1	0	0
Nov 22	vs. San Diego			INACTIVE						
Nov 26	vs. N.Y. Giants*	P	1	0	1	0-0	0-0	0	0	0
Dec 6	at Kansas City*	P	1	0	1	0-0	0-0	0	0	0
Dec 13	at Indianapolis	P	1	0	1	0-0	0-0	0	0	0
Dec 20	vs. Oakland	P	0	0	0	0-0	0-0	1	0	0
Dec 27	at Philadelphia	S	2	0	2	0-0	0-0	0	0	0
Jan 3	vs. Kansas City	P	0	1	1	0-0	0-0	0	0	0
Regular Season Totals			15/1	13	5	18	0-0	0-0	2	0
2010 DENVER (4-12) TACKLES										
Date	Opponent	P/S	UT	A	TT	S-Yds.	I-Yds.	PD	FF	FR
Sep 12	at Jacksonville	S	4	1	5	1-5	0-0	0	0	0
Sep 19	vs. Seattle*	S	1	2	3	0.5-1.5	0-0	0	0	0
Sep 26	vs. Indianapolis	S	3	1	4	0-0	0-0	0	0	0
Oct 3	at Tennessee*	S	4	1	5	0-0	0-0	0	0	0
Oct 10	at Baltimore	S	2	0	2	0-0	0-0	0	0	0
Games 6-10				INACTIVE						
Nov 28	vs. St. Louis	S	2	0	2	0-0	0-0	0	0	0
Dec 5	at Kansas City	P	3	1	4	0-0	0-0	1	0	0
Dec 12	at Arizona	S	4	0	4	0-0	0-0	0	1	0
Dec 19	at Oakland	S	5	0	5	0-0	0-0	0	0	0
Dec 26	vs. Houston*	S	0	1	1	0-0	0-0	0	0	0
Jan 2	vs. San Diego	S	4	0	4	0-0	0-0	0	0	0
Regular Season Totals			11/10	32	7	39	1.5-6.5	0-0	1	1
2011 DENVER (8-8) TACKLES										
Date	Opponent	P/S	UT	A	TT	S-Yds.	I-Yds.	PD	FF	FR
Sep 12	vs. Oakland	S	1	1	2	0-0	0-0	0	0	0
Sep 18	vs. Cincinnati*	S	1	0	1	0-0	0-0	1	0	0
Sep 25	at Tennessee	S	2	2	4	0-0	0-0	0	0	1
Oct 2	at Green Bay	S	1	1	2	0-0	0-0	0	0	0
Oct 9	vs. San Diego	S	3	2	5	1-0	0-0	0	1	0
Oct 23	at Miami*	P	1	1	2	0-0	0-0	0	0	0
Oct 30	vs. Detroit	P	3	0	3	1-7	0-0	0	0	0
Nov 6	at Oakland*	S	0	1	1	0-0	0-0	1	0	0
Nov 13	at Kansas City*	S	1	1	2	0-0	0-0	0	0	0
Nov 17	vs. N.Y. Jets*	S	2	1	3	0-0	0-0	0	0	0
Nov 27	at San Diego*	S	3	0	3	0-0	0-0	0	0	0
Dec 4	at Minnesota*	S	0	2	2	0-0	0-0	0	0	0
Dec 11	vs. Chicago*	S	2	1	3	0-0	0-0	0	0	0
Dec 18	vs. New England	P	2	0	2	0-0	0-0	0	0	0
Dec 24	at Buffalo	S	0	1	1	0-0	0-0	0	0	0
Jan 1	vs. Kansas City	S	3	0	3	1-5	0-0	0	0	0
Regular Season Totals			16/13	25	14	39	3-12	0-0	2	1
Jan 8	vs. Pittsburgh*§	S	3	0	3	2-24	0-0	0	0	0
Jan 14	at New England†	P	0	2	2	0-0	0-0	0	0	0
Postseason Totals			2/1	3	2	5	2-24	0-0	0	0

§AFC Wild Card Game; †AFC Divisional Playoff Game

DID YOU KNOW?

The Broncos scored four touchdowns of at least 40 yards (two pass plays, one rushing play and one punt return) during their *Monday Night Football* win against Tennessee on Nov. 19, 2007, marking the first time in club history that feat was accomplished. Denver also became the first NFL team in four seasons to score four 40+yard touchdowns in the same game with its performance against the Titans.



CHAMP BAILEY

6-0 • 192 • 14TH YR. • GEORGIA

BORN: June 22, 1978, in Fort Campbell, Ky.


HIGH SCHOOL: Charlton County High School, Folkston, Ga.

ACQUIRED: Trade (Washington), 2004

NFL YEAR: 14th • **YEAR WITH BRONCOS:** 9th

NFL GAMES PLAYED/STARTED: 194/194 • **POSTSEASON:** 7/7

CORNERBACK



24

BAILEY AT A GLANCE:

- A 14th-year player and ninth-year Bronco whose 11 career Pro Bowl trips are the most by a cornerback in NFL history and are tied for third in league annals among all positions.
- Named to the NFL's All-Decade Team for the 2000s as chosen by the Pro Football Hall of Fame Selection Committee.
- Earned Associated Press All-Pro and Pro Bowl honors during each of his first four seasons in Denver from 2004-07 after spending five years with Washington to begin his NFL career.
- Tied for third in franchise history in Pro Bowl selections (7) and ranks fifth in club annals with 32 interceptions as a Bronco.
- Leads all NFL cornerbacks (3rd among all players) with 50 interceptions since his rookie year in 1999 while placing fifth in the league with 32 interceptions since joining the Broncos in 2004.
- Began his NFL career starting 99 consecutive regular-season games and has totaled the second-most starts (194) among league cornerbacks since his rookie year in 1999.
- Penalized for pass interference only three times during the last six years in the 426 times he was targeted (0.07%) according to Stats Inc.
- Recorded 18 interceptions with Denver from 2005-06, marking the most by an NFL player in a two-year stretch since Everson Walls had 18 interceptions for Dallas from 1981-82.
- Tied for the NFL lead in 2006 with a career-best 10 interceptions, which marked the second-highest single-season total in Denver history and propelled him to a second-place finish in the Associated Press' NFL Defensive Player of the Year voting.
- Turned in one of the most dramatic plays in NFL postseason annals when he returned an interception 100 yards in an AFC Divisional Playoff Game against New England (1/14/06), marking the longest non-scoring interception return in league playoff history.
- Became the youngest player in NFL history to post three interceptions in a game as a rookie with the Redskins (at Arizona, 10/17/99).
- Won the 1998 Bronko Nagurski Award at the University of Georgia as the nation's top defensive player while also earning consensus All-America honors that year.
- Joined the Broncos on March 4, 2004, in a trade with Washington that brought Bailey and a second-round draft choice (RB Tatum Bell) to Denver in exchange for running back Clinton Portis.
- Selected by Washington in the first round (7th overall) of the 1999 NFL Draft.

24's TROPHY CASE

All-Decade Team2000s
Pro Bowl Selections (11)	2000-07, '09-11
All-Pro (First Team) (3)2004-06
All-Pro (Second Team)2007

CAREER TRANSACTIONS: Signed by Washington as a draft choice 7/29/99; Traded to Denver 3/4/04; Signed by Denver 3/22/04.

BAILEY OWNS 11 PRO BOWL SELECTIONS

MOST PRO BOWL GAMES PLAYED, NFL HISTORY

	Player	Pos.	Team(s)/Seasons	No.
1.	Randall McDaniel	G	Min. (1989-1999); T.B. (2000)	12
	Will Shields	G	K.C. (1995-2006)	12
3.	Champ Bailey	CB	Was. (2000-03); Den. (2004-07, '09-'11)	11
	Reggie White	DE	Phi. (1986-1992); G.B. (1993, '95-96, '98)	11
	Junior Seau	LB	S.D. (1991-2001)	11
	Rod Woodson	CB/S	Pit. (1989-1994, '96); Bal. (1999-2001); Oak. (2002)	11

BAILEY MAKING AN IMPACT

MOST INTERCEPTIONS BY A BRONCO, CAREER

Player	INTs	Yds.	Avg.	TDs
1. Steve Foley, 1976-86	44	622	14.1	1
2. Goose Gonsoulin, 1960-66	43	542	12.6	2
3. Billy Thompson, 1969-81	40	784	19.6	3
4. Tyrone Braxton, 1987-93, '95-99	34	614	18.1	4
5. Mike Harden, 1980-88	33	643	19.5	4
6. Champ Bailey, 2004-Pres.	32	322	10.1	3

MOST INTERCEPTIONS BY A BRONCO, SEASON

Player	INTs	Yds.	Avg.	TDs
1. Goose Gonsoulin, 1960	11	98	8.9	0
2. Champ Bailey, 2006	10	162	16.2	1
3. Deltha O'Neal, 2001	9	115	12.8	0
Tyrone Braxton, 1996	9	128	14.2	1
Willie Brown, 1964	9	140	15.6	0
6. Champ Bailey, 2005	8	139	17.4	2



2011: Bailey started all 13 games he played in the regular season and was selected to his 11th career Pro Bowl after totaling 39 tackles (35 solo), two interceptions (0 yds.), 10 passes defended and one forced fumble... Started both of Denver's postseason games and recorded five tackles (3 solo) to go along with three passes defended... Registered his fifth career multi-interception game at Oak. (11/6), picking off Raiders quarterback Carson Palmer twice in Denver's 38-24 win... Tied his postseason career high with three passes defended in Denver's AFC Wild Card Game vs. Pit. (1/8).

2010: Bailey was selected to his 10th career Pro Bowl—a record for NFL cornerbacks—after playing 15 games (15 starts) and totaling 45 tackles (41 solo), one sack (9 yds.), two interceptions (0 yds.) and 13 passes defended... Named a defensive captain prior to the season... Earned a spot on the USA Football/NFLPA All-Fundamentals Team for his skill in playing the ball... Held Pro Bowl wide receiver Dwayne Bowe to zero catches and drew an offensive pass interference penalty in three targets at K.C. (12/5).

2009: Bailey, who was voted a team captain by his teammates and selected to his ninth Pro Bowl at cornerback (tied for most in NFL history), started all 16 games and finished fourth on the Broncos with 72 tackles (62 solo) while adding three interceptions (18 yds.), 15 pass breakups and one forced fumble... Earned his second consecutive Walter Payton NFL Man of the Year nomination by his team... Was the most targeted (98) defensive player in the league to not allow a touchdown... Moved into seventh in Broncos history with 28 interceptions... Helped Denver's pass defense rank third in the NFL, allowing only 186.3 passing yards per game... Named AFC Defensive Player of the Week after posting eight tackles, one interception and four pass breakups vs. Dal. (10/4).

2008: Bailey had 56 tackles (45 solo), one interception (0 yds.), four pass breakups, a team-high three forced fumbles and one sack (5 yds.) in nine games (9 starts) for Denver... Nominated as the Broncos' Walter Payton NFL Man of the Year... Injured his groin in the first half on *Monday Night Football* at N.E. (10/20) and was inactive for seven consecutive games before playing in the final two... Started alongside his brother, linebacker Boss Bailey, vs. S.D. (9/14) for the first time since his final season at Georgia in 1998... Added his second career sack—first since his rookie season in 1999—vs. Buf. (12/21).

BAILEY'S INTs BY QUARTERBACK

*denotes win (Bailey's teams are 32-14, including postseason, in games in which he records an interception.)

QB	INTs	Dates
Jake Plummer	5	2 at Ari., 10/17/99*, 1 vs. Ari., 12/12/99*, 1 vs. Ari., 12/24/00*, 1 vs. Ari., 9/8/02*
Carson Palmer	4	1 at Cin., 10/25/04, 1 vs. Cin., 12/24/06*, 2 at Oak., 11/6/11*
Trent Green	3	1 at Stl., 11/20/00*, 1 vs. K.C., 9/12/04*, 1 at K.C., 12/4/05
Matt Hasselbeck	3	1 vs. Sea., 11/4/01*, 1 vs. Sea., 12/3/06, 1 vs. Sea., 9/19/10*
Charlie Batch	2	at Det., 9/10/00
Tom Brady	2	1 vs. N.E., 9/28/03*, 1 vs. N.E., 1/14/06* (AFC Divisional)
Aaron Brooks	2	1 at N.O., 12/30/01*, 1 at N.O., 11/21/04*
Kerry Collins	2	1 at NYG, 12/7/03*, 1 at Oak., 11/13/05*
Brodie Croyle	2	1 at K.C., 11/11/07*, 1 vs. K.C., 12/9/07*
Gus Frerotte	2	1 vs. Det., 1/8/00* (NFC Wild Card), 1 at Mia., 9/11/05
Charlie Frye	2	1 at Cle., 10/22/06*, 1 vs. Oak., 12/20/09
Matt Leinart	2	at Ari., 12/17/06*
Donovan McNabb	2	1 vs. Phi., 11/26/00, 1 at Phi., 12/27/09
Steve McNair	2	1 at Ten., 10/6/02*, 1 vs. Bal., 10/9/06*
Philip Rivers	2	vs. S.D., 9/14/08*, 1 at S.D., 11/22/10
Ben Roethlisberger	2	at Pit., 11/5/06*
Troy Aikman	1	vs. Dal., 9/12/99
Drew Bledsoe	1	at Dal., 11/24/05*
Kyle Boller	1	vs. Bal., 12/11/05*
Drew Brees	1	vs. S.D., 9/18/05*
Dave Brown	1	vs. Ari., 10/17/99*
Doug Flutie	1	at S.D., 9/9/01
Jeff Garcia	1	at S.F., 9/22/02
Eli Manning	1	at NYG, 10/23/05
Josh McCown	1	vs. Oak., 9/16/07*
Tony Romo	1	vs. Dal., 10/4/09*
Alex Smith	1	vs. S.F., 12/31/06
Vinny Testaverde	1	vs. NYJ, 11/20/05*
Andrew Walter	1	vs. Oak., 10/15/06*

2007: Bailey earned his eighth consecutive Pro Bowl selection along with second-team Associated Press All-Pro honors with Denver, starting all 15 games played and tying for third on the club (first among defensive backs) with 81 tackles (68 solo)... Added three interceptions (3 yds.) and 14 pass breakups in addition to five special-teams stops... Called for just one penalty (5 yds.) on the season.

2006: Bailey started all 16 games for Denver and posted career bests in tackles (98), interceptions (10) and pass breakups (30)... Earned consensus first-team Associated Press All-Pro honors for the third consecutive season and was chosen to play in the Pro Bowl for the seventh year in a row... Placed second in the AP's NFL Defensive Player of the Year voting... Led the NFL with 11 takeaways... His 10 interceptions marked the second-best single-season total in club annals and tied for the NFL lead... Earned the AFC's Defensive Player of the Month award for the second time in his career when he was recognized for his play in October when he posted three interceptions, 20 tackles (13 solo) and nine pass breakups that month.

2005: Bailey played 14 games (14 starts) and finished fourth on the Broncos with 72 tackles (62 solo)

BAILEY AMONG NFL LEADERS IN INTERCEPTIONS

MOST INTERCEPTIONS, NFL, 1999-2011 (Bailey's NFL Career)			MOST INTERCEPTIONS, NFL, 2004-11 (Bailey's Broncos Career)		
Player	Team	INTs	Player	Team	INTs
1. Darren Sharper	N.O./Min./G.B.	61	1. Ed Reed	Baltimore	45
2. Ed Reed	Baltimore	57	2. Asante Samuel	Phi./N.E.	43
3. Champ Bailey	Den./Was.	50	3. Charles Woodson	G.B./Oak.	39
4. Charles Woodson	G.B./Oak.	49	4. DeAngelo Hall	Was./Oak./Atl.	35
5. Asante Samuel	Phi./N.E.	45	5. Champ Bailey	Denver	32

while leading the team with a career-high eight interceptions (139 yds.) and 28 pass breakups... Earned first-team Associated Press All-Pro and Pro Bowl honors, helping Denver win the AFC West and advance to the AFC Championship Game... Tied for fourth in the league with eight interceptions... Returned two of his interceptions for touchdowns to become the sixth player in team annals to return two interceptions for scores in a single season... Had at least one interception in a team-record five consecutive games midway through the year and forced two fumbles on the season... Totaled one interception in each of the Broncos' three November contests to earn AFC Defensive Player of the Month honors... In an AFC Divisional Playoff Game vs. N.E. (1/14), the Patriots were driving for a potential go-ahead score in the third quarter when Bailey intercepted Tom Brady's pass in the end zone and returned it 100 yards to the New England 1-yard line to set up a Denver touchdown... The play marked the longest return in team annals as well as the longest non-scoring and second-longest interception return in NFL postseason history... Hamstring injury forced him to miss the first two games of his NFL career (Games 4-5).

2004: Bailey started all 16 regular-season games with the Broncos after being acquired from Washington in a blockbuster offseason trade... Earned his fifth consecutive trip to the Pro Bowl and first Associated Press All-Pro nomination after a stellar campaign... Ranked fourth on the team and led all Denver cornerbacks in tackles with 84 (74 solo)... Tallied a team-high three interceptions (0 yds.) along with 13 pass breakups while appearing on offense in three games (one catch for 11 yds. vs. K.C. 9/12).

2003: Bailey earned his fourth consecutive trip to the Pro Bowl during his final season with Washington, starting all 16 games and finishing with 72 tackles (61 solo), two interceptions (2 yds.), two fumble recoveries and one forced fumble... Posted 17 pass breakups.

2002: Bailey registered 84 tackles (67 solo) and added three interceptions (2 yds.) as a 16-game starter for the Redskins... Earned his third consecutive Pro Bowl berth... Credited with 28 pass breakups on the year... Saw his first action on offense since 2000 vs. Phi. (9/16).

2001: Bailey started all 16 games at cornerback for Washington and received Pro Bowl honors for the second time in his career... Finished fifth on the Redskins in tackles (51) and tied for second in interceptions (3)... Credited with a team-high 18 pass breakups, one forced fumble and one fumble recovery.

2000: Bailey was voted a starting cornerback on the NFC Pro Bowl team and helped anchor the NFL's second-ranked pass defense, totaling team highs in interceptions (5-48 yds.) and pass breakups (14)... Totaled 66 tackles (52 solo) while starting all 16 games for Washington... Was used on offense, catching three passes for 78 yards (26.0 avg.), including a long of 42, and rushing for one touchdown... Named The Quarterback Club Redskins Player of the Year... Started at cornerback and wide receiver vs. Bal. (10/15).

1999: Selected by Washington in the first round (7th overall) of the 1999 NFL Draft, Bailey started all 16 games at cornerback and finished second on the Redskins in interceptions (5-55 yds.) while posting 83 tackles (64 solo), 19 pass breakups and one sack (12 yds.)... Made 54 blocks and 14 tackles (10 solo) on special teams... Honored by the NFL as its October Defensive Rookie of the Month... Picked off a Troy Aikman pass for his first career interception vs. Dal. (9/12)... Was named NFC Defensive player of the Week after intercepting three passes at Ari. (10/17) to become the youngest player in NFL history to perform such a feat.

COLLEGE: Bailey was regarded as one of college football's greatest multiple threats (offense, defense and special teams) in 33 career games (24 starts) at the University of Georgia... Averaged 103.5 all-purpose yards per game and logged 957 plays (547 defense, 301 offense and 109 special teams) on his way to earning consensus All-America and first-team All-Southeastern Conference honors and claiming the Bronko Nagurski Award as the nation's top defensive player during his junior season... Had 52 tackles (four for losses), three interceptions, seven pass breakups, 47 receptions for 744 yards (15.8 avg.), five touchdowns, 16 carries for 84 yards, 12 kick-off returns for 261 yards and four punt returns for 49 yards as a junior.

PERSONAL: Bailey attended Charlton County High School in Folkston, Ga., where he was a Class-A all-state selection in football while earning *USA Today* honorable mention All-America honors and second-team all-south accolades... Voted MVP in each of his final three seasons... Rushed for 1,858 yards with 28 touchdowns, threw

IT STARTS WITH CHAMP

MOST STARTS BY A CORNERBACK, NFL, 1999-2011		
Cornerback	Team	Starts
1. Ronde Barber	Tampa Bay	207
2. Champ Bailey	Denver/Washington	194
3. Charles Woodson	Green Bay/Oakland	181
4. Nate Clements	San Francisco/Buffalo	159
5. Antoine Winfield	Minnesota/Buffalo	158

BAILEY IN THE RUNNING FOR DEFENSIVE PLAYER OF THE YEAR

2006 NFL DEFENSIVE PLAYER OF THE YEAR VOTING (ASSOCIATED PRESS)

Player	Position	Team	Votes
1. Jason Taylor	Defensive End	Miami	22
2. Champ Bailey	Cornerback	Denver	16
3. Shawne Merriman	Linebacker	San Diego	6
4. Brian Urlacher	Linebacker	Chicago	4
5. Ray Lewis	Linebacker	Baltimore	1
Trevor Pryce	Defensive End	Baltimore	1

for 277 yards, averaged 33.3 yards on punts and totaled 37 tackles along with two interceptions as a senior... Rushed for 3,573 yards with 58 touchdowns, passed for 1,211 yards with 10 scores, gained 5,855 total yards and scored 394 points during his prep career... Also posted 80 tackles, eight interceptions and four fumble recoveries... Was an honorable mention all-state selection in basketball and the state high jump champion as a junior... Set a school indoor long jump record of 25-10 3/4 feet to finish third at the SEC Indoor Track and Field Championships as a junior at Georgia in 1998... Younger brother, Boss, was an All-SEC linebacker at Georgia and was selected by the Detroit Lions in the second round of the 2003 NFL Draft... Boss signed with Denver as an unrestricted free agent in 2008... Although his given first name is Roland, Bailey was nicknamed "Champ" by his mother... First back-to-back winner of the Colorado Sports Hall of Fame's Pro Athlete of the Year award (2005-06) and became one of four athletes in the state's history who have won the award multiple times... Named the Denver Athletic Club's Athlete of the Year for 2010... Roland "Champ" Bailey was born on June 22, 1978, in Fort Campbell, Ky., and was raised in Folkston, Ga.

BAILEY'S REGULAR SEASON RECORD

Year	Club	G	S	UT	A	TT	S-Yds.	I-Yds.	PD	FF	FR	TD-Int.	TD-FR	S	Pts.
1999	Washington	16	16	64	19	83	1-12	5-55	19	0	0	1	0	0	6
2000	Washington	16	16	52	14	66	0-0	5-48	14	0	1	0	0	0	0
2001	Washington	16	16	49	2	51	0-0	3-17	18	1	1	0	0	0	0
2002	Washington	16	16	67	17	84	0-0	3-2	28	0	0	0	0	0	0
2003	Washington	16	16	61	11	72	0-0	2-2	17	1	2	0	0	0	0
2004	Denver	16	16	74	10	84	0-0	3-0	13	0	0	0	0	0	0
2005	Denver	14	14	62	10	72	0-0	8-139	28	2	0	2	0	0	12
2006	Denver	16	16	84	14	98	0-0	10-162	30	0	1	1	0	0	6
2007	Denver	15	15	68	13	81	0-0	3-3	14	0	0	0	0	0	0
2008	Denver	9	9	45	11	56	1-5	1-0	4	3	0	0	0	0	0
2009	Denver	16	16	62	10	72	0-0	3-18	15	1	0	0	0	0	0
2010	Denver	15	15	41	4	45	1-9	2-0	13	0	0	0	0	0	0
2011	Denver	13	13	35	4	39	0-0	2-0	10	1	0	0	0	0	0
CAREER TOTALS		194	194	764	139	903	3-26	50-446	223	9	5	4	0	0	24
BRONCOS TOTALS		114	114	471	76	547	2-14	32-322	127	7	1	3	0	0	18

ADDITIONAL STATISTICS: Special teams tackles — 1999 (12), 2000 (4), 2003 (1), 2007 (5), 2008 (3), 2009 (2), TOTAL (27). Miscellaneous tackles — 2000 (1), TOTAL (1). Punt returns — 2000 (1 for 65 yds., includes a 54-yd. handoff, 1 FC), 2002 (24 for 238 yds., 9.9 avg., 4 FC, 39 LG), TOTAL (25 for 303 yds., 12.1 avg., 5 FC, 54 LG). Kick returns — 2002 (1 for 17 yds.), TOTAL (1 for 17 yds.). Receptions — 2000 (3 for 78 yds., 26.0 avg., 42 LG), 2004 (1 for 11 yds.), TOTAL (4 for 89 yds., 22.3 avg., 42 LG). Rushes — 2000 (1 for 7 yds., TD), 2002 (1 for 4 yds.), TOTAL (2 for 11 yds., 5.5 avg., 7 LG, TD).

BAILEY'S POSTSEASON RECORD

Year	Club	G	S	UT	A	TT	S-Yds.	I-Yds.	PD	FF	FR	TD-Int.	TD-FR	S	Pts.
1999	Washington	2	2	4	0	4	0-0	1-5	2	0	0	0	0	0	0
2004	Denver	1	1	7	0	7	0-0	0-0	0	0	0	0	0	0	0
2005	Denver	2	2	3	2	5	0-0	1-100	4	0	0	0	0	0	0
2011	Denver	2	2	3	2	5	0-0	0-0	3	0	0	0	0	0	0
CAREER TOTALS		7	7	17	4	21	0-0	2-105	9	0	0	0	0	0	0
BRONCOS TOTALS		5	5	13	4	17	0-0	1-100	7	0	0	0	0	0	0

BAILEY'S SINGLE-GAME HIGHS

(Postseason in parentheses)

Tackles — 13 at New Orleans, 11/21/04 (7 at Indianapolis, 1/9/05). **Interceptions** — 3 at Arizona, 10/17/99 (1, twice, last vs. New England, 1/14/06). **Interception return yards** — 70 vs. San Francisco, 12/31/06 (100 vs. New England, 1/14/06). **Passes Defensed** — 7 at N.Y. Giants, 11/17/02 (3, twice, last vs. Pittsburgh, 1/8/12). **Sacks** — 1, three times, last at Kansas City, 12/5/10 (none). **Sack yards** — 12 at Philadelphia, 11/14/99 (none). **Receptions** — 2 vs. Arizona, 12/24/00 (none). **Receiving yards** — 54 vs. Arizona, 12/24/00 (none). **Longest reception** — 42 vs. Arizona, 12/24/00 (none). **Receiving touchdowns** — None (none). **Rushes** — 1, twice, last vs. Philadelphia, 9/16/02 (none). **Rushing yards** — 7 vs. Arizona, 12/24/00 (none). **Longest rush** — 7 vs. Arizona, 12/24/00 (none). **Rushing touchdowns** — 1 vs. Arizona, 12/24/00 (none). **Punt returns** — 5, three times, last vs. Dallas, 12/29/02 (none). **Punt return yards** — 69 at Dallas, 11/28/02 (none). **Longest punt return** — 54-yd. handoff vs. Dallas, 9/18/00 (none). **Punt return touchdowns** — None (none). **Kick returns** — 1 vs. Dallas, 12/29/02 (none). **Kick return yards** — 17 vs. Dallas, 12/29/02 (none). **Longest kick return** — 17 vs. Dallas, 12/29/02 (none). **Kick return touchdowns** — None (none).

BAILEY'S MULTIPLE-INTERCEPTION GAMES (5)

*denotes win (Bailey's teams are 4-1 when he records more than one interception in a game.)

Date	Opponent	I-Yds.
10/17/99	at Arizona*	3-51
9/10/00	at Detroit	2-0
11/5/06	at Pittsburgh*	2-5
12/17/06	at Arizona*	2-3
11/6/11	at Oakland*	2-0

CHAMP BAILEY'S CAREER GAME-BY-GAME

(Victories asterisked)

1999 WASHINGTON (10-6) TACKLES										
Date	Opponent	P/S	UT	A	TT	S-Yds.	I-Yds.	PD	FF	FR
Sep 12	vs. Dallas	S	4	2	6	0-0	1-4	1	0	0
Sep 19	at N.Y. Giants*	S	7	1	8	0-0	0-0	0	0	0
Sep 26	at N.Y. Jets*	S	5	0	5	0-0	0-0	2	0	0
Oct 3	vs. Carolina*	S	6	2	8	0-0	0-0	2	0	0
Oct 17	at Arizona*	S	2	2	4	0-0	3-51	3	0	0
Oct 24	at Dallas	S	2	0	2	0-0	0-0	0	0	0
Oct 31	vs. Chicago*	S	7	1	8	0-0	0-0	1	0	0
Nov 7	vs. Buffalo	S	3	1	4	0-0	0-0	0	0	0
Nov 14	at Philadelphia	S	2	0	2	1-12	0-0	1	0	0
Nov 21	vs. N.Y. Giants*	S	3	1	4	0-0	0-0	2	0	0
Nov 28	vs. Philadelphia*	S	3	1	4	0-0	0-0	0	0	0
Dec 5	at Detroit	S	4	2	6	0-0	0-0	1	0	0
Dec 12	vs. Arizona*	S	2	1	3	0-0	1-0	1	0	0
Dec 19	at Indianapolis	S	4	1	5	0-0	0-0	1	0	0
Dec 26	at San Francisco*	S	3	1	4	0-0	0-0	2	0	0
Jan 2	vs. Miami*	S	7	3	10	0-0	0-0	2	0	0
Regular Season Totals		16/16	64	19	83	1-12	5-55	19	0	0
Jan 8	vs. Detroit* ^S	S	3	0	3	0-0	1-5	2	0	0
Jan 15	at Tampa Bay†	S	1	0	1	0-0	0-0	0	0	0
Postseason Totals		2/2	4	0	4	0-0	1-5	2	0	0

^SNFC Wild Card Game; †NFC Divisional Playoff Game

2000 WASHINGTON (8-8) TACKLES										
Date	Opponent	P/S	UT	A	TT	S-Yds.	I-Yds.	PD	FF	FR
Sep 3	vs. Carolina*	S	8	0	8	0-0	0-0	1	0	0
Sep 10	at Detroit	S	1	1	2	0-0	2-0	2	0	0
Sep 18	vs. Dallas	S	2	0	2	0-0	0-0	0	0	1
Sep 24	at N.Y. Giants*	S	6	1	7	0-0	0-0	1	0	0
Oct 1	vs. Tampa Bay*	S	4	1	5	0-0	0-0	0	0	0
Oct 8	at Philadelphia*	S	2	1	3	0-0	0-0	0	0	0
Oct 15	vs. Baltimore*	S	1	1	2	0-0	0-0	0	0	0
Oct 22	at Jacksonville*	S	5	3	8	0-0	0-0	1	0	0
Oct 30	vs. Tennessee	S	1	2	3	0-0	0-0	1	0	0
Nov 5	at Arizona	S	2	1	3	0-0	0-0	1	0	0
Nov 20	at St. Louis*	S	1	0	1	0-0	1-48	1	0	0
Nov 26	vs. Philadelphia	S	3	1	4	0-0	1-0	1	0	0
Dec 3	vs. N.Y. Giants	S	4	1	5	0-0	0-0	1	0	0
Dec 10	at Dallas	S	2	1	3	0-0	0-0	0	0	0
Dec 16	at Pittsburgh	S	5	0	5	0-0	0-0	0	0	0
Dec 24	vs. Arizona*	S	5	0	5	0-0	1-0	4	0	0
Regular Season Totals		16/16	52	14	66	0-0	5-48	14	0	1

2001 WASHINGTON (8-8) TACKLES										
Date	Opponent	P/S	UT	A	TT	S-Yds.	I-Yds.	PD	FF	FR
Sep 9	at San Diego	S	4	0	4	0-0	1-5	1	0	1
Sep 24	at Green Bay	S	3	0	3	0-0	0-0	1	0	0
Sep 30	vs. Kansas City	S	4	0	4	0-0	0-0	2	0	0
Oct 7	at N.Y. Giants	S	3	1	4	0-0	0-0	0	1	0
Oct 15	at Dallas	S	1	0	1	0-0	0-0	0	0	0
Oct 21	vs. Carolina*	S	5	0	5	0-0	0-0	0	0	0
Oct 28	vs. N.Y. Giants*	S	1	0	1	0-0	0-0	3	0	0
Nov 4	vs. Seattle*	S	0	0	0	0-0	1-0	2	0	0
Nov 18	at Denver*	S	2	0	2	0-0	0-0	0	0	0
Nov 25	at Philadelphia*	S	5	0	5	0-0	0-0	3	0	0
Dec 2	vs. Dallas	S	5	0	5	0-0	0-0	0	0	0
Dec 9	at Arizona*	S	3	0	3	0-0	0-0	1	0	0
Dec 16	vs. Philadelphia	S	2	1	3	0-0	0-0	0	0	0
Dec 23	vs. Chicago	S	6	0	6	0-0	0-0	1	0	0
Dec 30	at New Orleans*	S	4	0	4	0-0	1-12	3	0	0
Jan 6	vs. Arizona*	S	1	0	1	0-0	0-0	1	0	0
Regular Season Totals		16/16	49	2	51	0-0	3-17	18	1	1

2002 WASHINGTON (7-9)			TACKLES							
Date	Opponent	P/S	UT	A	TT	S-Yds.	I-Yds.	PD	FF	FR
Sep 8	vs. Arizona*	S	6	1	7	0-0	1-2	1	0	0
Sep 16	vs. Philadelphia	S	6	0	6	0-0	0-0	0	0	0
Sep 22	at San Francisco	S	2	2	4	0-0	1-0	3	0	0
Oct 6	at Tennessee*	S	6	0	6	0-0	1-0	2	0	0
Oct 13	vs. New Orleans	S	3	1	4	0-0	0-0	0	0	0
Oct 20	at Green Bay	S	5	0	5	0-0	0-0	2	0	0
Oct 27	vs. Indianapolis*	S	3	0	3	0-0	0-0	0	0	0
Nov 3	at Seattle*	S	5	1	6	0-0	0-0	2	0	0
Nov 10	at Jacksonville	S	5	2	7	0-0	0-0	0	0	0
Nov 17	at N.Y. Giants	S	6	2	8	0-0	0-0	7	0	0
Nov 24	vs. St. Louis*	S	5	4	9	0-0	0-0	1	0	0
Nov 28	at Dallas	S	4	1	5	0-0	0-0	3	0	0
Dec 8	vs. N.Y. Giants	S	5	2	7	0-0	0-0	2	0	0
Dec 15	at Philadelphia	S	3	0	3	0-0	0-0	0	0	0
Dec 22	vs. Houston*	S	2	1	3	0-0	0-0	3	0	0
Dec 29	vs. Dallas*	S	1	0	1	0-0	0-0	2	0	0
Regular Season Totals			16/16	67	17	84	0-0	3-2	28	0

2003 WASHINGTON (5-11)			TACKLES							
Date	Opponent	P/S	UT	A	TT	S-Yds.	I-Yds.	PD	FF	FR
Sep 4	vs. N.Y. Jets*	S	3	1	4	0-0	0-0	0	0	0
Sep 14	at Atlanta*	S	3	0	3	0-0	0-0	2	0	0
Sep 21	vs. N.Y. Giants	S	4	2	6	0-0	0-0	5	0	0
Sep 28	vs. New England*	S	6	0	6	0-0	1-0	1	1	0
Oct 5	at Philadelphia	S	8	0	8	0-0	0-0	0	0	0
Oct 12	vs. Tampa Bay	S	1	1	2	0-0	0-0	0	0	0
Oct 19	at Buffalo	S	6	0	6	0-0	0-0	0	0	0
Nov 2	at Dallas	S	2	1	3	0-0	0-0	1	0	0
Nov 9	vs. Seattle*	S	2	3	5	0-0	0-0	0	0	0
Nov 16	at Carolina	S	9	0	9	0-0	0-0	2	0	1
Games 11-12		S	4	0	4	0-0	0-0	1	0	0
Dec 7	at N.Y. Giants*	S	1	1	2	0-0	1-2	1	0	1
Dec 14	vs. Dallas	S	3	0	3	0-0	0-0	2	0	0
Dec 21	at Chicago	S	1	1	2	0-0	0-0	0	0	0
Dec 27	vs. Philadelphia	S	4	1	5	0-0	0-0	1	0	0
Regular Season Totals			16/16	61	11	72	0-0	2-2	17	1

2004 DENVER (10-6)			TACKLES							
Date	Opponent	P/S	UT	A	TT	S-Yds.	I-Yds.	PD	FF	FR
Sep 12	vs. Kansas City*	S	4	1	5	0-0	1-0	3	0	0
Sep 19	at Jacksonville	S	5	0	5	0-0	0-0	0	0	0
Sep 26	vs. San Diego*	S	4	2	6	0-0	0-0	1	0	0
Oct 3	at Tampa Bay*	S	3	1	4	0-0	0-0	0	0	0
Oct 10	vs. Carolina*	S	4	1	5	0-0	0-0	0	0	0
Oct 17	at Oakland*	S	4	0	4	0-0	0-0	0	0	0
Oct 25	at Cincinnati	S	8	1	9	0-0	1-0	1	0	0
Oct 31	vs. Atlanta	S	6	0	6	0-0	0-0	0	0	0
Nov 7	vs. Houston*	S	5	0	5	0-0	0-0	0	0	0
Nov 21	at New Orleans*	S	11	2	13	0-0	1-0	2	0	0
Nov 28	vs. Oakland	S	0	0	0	0-0	0-0	0	0	0
Dec 5	at San Diego	S	6	0	6	0-0	0-0	1	0	0
Dec 12	vs. Miami*	S	3	0	3	0-0	0-0	2	0	0
Dec 19	at Kansas City	S	3	1	4	0-0	0-0	1	0	0
Dec 25	at Tennessee*	S	1	0	1	0-0	0-0	1	0	0
Jan 2	vs. Indianapolis*	S	7	1	8	0-0	0-0	1	0	0
Regular Season Totals			16/16	74	10	84	0-0	3-0	13	0
Jan 9	at Indianapolis	S	7	0	7	0-0	0-0	0	0	0
Postseason Totals			1/1	7	0	7	0-0	0-0	0	0

§AFC Wild Card Game

2005 DENVER (13-3)			TACKLES							
Date	Opponent	P/S	UT	A	TT	S-Yds.	I-Yds.	PD	FF	FR
Sep 11	at Miami	S	7	0	7	0-0	1-11	2	1	0
Sep 18	vs. San Diego*	S	3	1	4	0-0	1-25t	1	0	0
Sep 26	vs. Kansas City*	S	2	1	3	0-0	0-0	2	0	0
Games 4-5					INACTIVE					
Oct 16	vs. New England*	S	1	1	2	0-0	0-0	0	0	0
Oct 23	at N.Y. Giants	S	3	1	4	0-0	1-0	5	0	0
Oct 30	vs. Philadelphia*	S	2	0	2	0-0	0-0	1	0	0
Nov 13	at Oakland*	S	8	2	10	0-0	1-18	1	0	0
Nov 20	vs. N.Y. Jets*	S	3	1	4	0-0	1-0	2	0	0
Nov 24	at Dallas*	S	7	0	7	0-0	1-65t	3	0	0
Dec 4	at Kansas City	S	1	1	2	0-0	1-10	2	0	0
Dec 11	vs. Baltimore*	S	7	2	9	0-0	1-10	3	1	0
Dec 17	at Buffalo*	S	5	0	5	0-0	0-0	1	0	0
Dec 24	vs. Oakland*	S	4	0	4	0-0	0-0	3	0	0
Dec 31	at San Diego*	S	9	0	9	0-0	0-0	2	0	0
Regular Season Totals			14/14	62	10	72	0-0	8-139	28	2
Jan 14	vs. New England*†	S	2	0	2	0-0	1-100	3	0	0
Jan 22	vs. Pittsburgh#	S	1	2	3	0-0	0-0	1	0	0
Postseason Totals			2/2	3	2	5	0-0	1-100	4	0

†AFC Divisional Playoff Game; #AFC Championship Game

2006 DENVER (9-7) TACKLES											
Date	Opponent	P/S	UT	A	TT	S-Yds.	I-Yds.	PD	FF	FR	
Sep 10	at St. Louis	S	9	1	10	0-0	0-0	0	0	0	
Sep 17	vs. Kansas City*	S	9	0	9	0-0	0-0	0	0	0	
Sep 24	at New England*	S	1	0	1	0-0	0-0	1	0	0	
Oct 9	vs. Baltimore*	S	4	2	6	0-0	1-0	3	0	0	
Oct 15	vs. Oakland*	S	5	2	7	0-0	1-0	2	0	0	
Oct 22	at Cleveland*	S	2	0	2	0-0	1-30	3	0	0	
Oct 29	vs. Indianapolis	S	3	3	6	0-0	0-0	1	0	0	
Nov 5	at Pittsburgh*	S	8	2	10	0-0	2-5	6	0	0	
Nov 12	at Oakland*	S	9	0	9	0-0	0-0	1	0	0	
Nov 19	vs. San Diego	S	4	1	5	0-0	0-0	1	0	0	
Nov 23	at Kansas City	S	7	0	7	0-0	0-0	2	0	0	
Dec 3	vs. Seattle	S	6	1	7	0-0	1-0	2	0	0	
Dec 10	at San Diego	S	2	0	2	0-0	0-0	0	0	0	
Dec 17	at Arizona*	S	3	1	4	0-0	2-37	4	0	0	
Dec 24	vs. Cincinnati*	S	6	1	7	0-0	1-20	2	0	1	
Dec 31	vs. San Francisco	S	6	0	6	0-0	1-70	2	0	0	
Regular Season Totals			16/16	84	14	98	0-0	10-162	30	0	1

2007 DENVER (7-9) TACKLES											
Date	Opponent	P/S	UT	A	TT	S-Yds.	I-Yds.	PD	FF	FR	
Sep 9	at Buffalo*	S	3	2	5	0-0	0-0	0	0	0	
Sep 16	vs. Oakland*	S	3	0	3	0-0	1-0	1	0	0	
Sep 23	vs. Jacksonville	S	6	1	7	0-0	0-0	0	0	0	
Sep 30	at Indianapolis	S	8	0	8	0-0	0-0	0	0	0	
Oct 7	vs. San Diego	S	4	1	5	0-0	0-0	0	0	0	
Oct 21	vs. Pittsburgh*			INACTIVE							
Oct 29	vs. Green Bay	S	7	1	8	0-0	0-0	3	0	0	
Nov 4	at Detroit	S	2	3	5	0-0	0-0	0	0	0	
Nov 11	at Kansas City*	S	3	0	3	0-0	1-3	1	0	0	
Nov 19	vs. Tennessee*	S	2	3	5	0-0	0-0	1	0	0	
Nov 25	at Chicago	S	2	0	2	0-0	0-0	0	0	0	
Dec 2	at Oakland	S	4	0	4	0-0	0-0	1	0	0	
Dec 9	vs. Kansas City*	S	4	0	4	0-0	1-0	2	0	0	
Dec 13	at Houston	S	5	2	7	0-0	0-0	2	0	0	
Dec 24	at San Diego	S	8	0	8	0-0	0-0	1	0	0	
Dec 30	vs. Minnesota*	S	7	0	7	0-0	0-0	2	0	0	
Regular Season Totals			15/15	68	13	81	0-0	3-3	14	0	0

2008 DENVER (8-8) TACKLES											
Date	Opponent	P/S	UT	A	TT	S-Yds.	I-Yds.	PD	FF	FR	
Sep 8	at Oakland*	S	2	1	3	0-0	0-0	0	1	0	
Sep 14	vs. San Diego*	S	6	1	7	0-0	1-0	1	0	0	
Sep 21	vs. New Orleans*	S	1	1	2	0-0	0-0	1	0	0	
Sep 28	at Kansas City	S	6	3	9	0-0	0-0	0	1	0	
Oct 5	vs. Tampa Bay*	S	6	0	6	0-0	0-0	0	0	0	
Oct 12	vs. Jacksonville	S	8	0	8	0-0	0-0	0	0	0	
Oct 20	at New England	S	0	2	2	0-0	0-0	2	0	0	
Games 8-14 INACTIVE											
Dec 21	vs. Buffalo	S	10	0	10	1-5	0-0	0	1	0	
Dec 28	at San Diego	S	6	3	9	0-0	0-0	0	0	0	
Regular Season Totals			9/9	45	11	56	1-5	1-0	4	3	0

2009 DENVER (8-8) TACKLES											
Date	Opponent	P/S	UT	A	TT	S-Yds.	I-Yds.	PD	FF	FR	
Sep 13	at Cincinnati*	S	1	6	7	0-0	0-0	1	0	0	
Sep 20	vs. Cleveland*	S	5	0	5	0-0	0-0	1	0	0	
Sep 27	at Oakland*	S	1	0	1	0-0	0-0	0	0	0	
Oct 4	vs. Dallas*	S	8	0	8	0-0	1-3	4	0	0	
Oct 11	vs. New England*	S	2	0	2	0-0	0-0	1	0	0	
Oct 19	at San Diego*	S	7	0	7	0-0	0-0	1	1	0	
Nov 1	at Baltimore	S	3	0	3	0-0	0-0	0	0	0	
Nov 9	vs. Pittsburgh	S	10	2	12	0-0	0-0	0	0	0	
Nov 15	at Washington	S	2	2	4	0-0	0-0	0	0	0	
Nov 22	vs. San Diego	S	6	0	6	0-0	0-0	0	0	0	
Nov 26	vs. N.Y. Giants*	S	4	0	4	0-0	0-0	2	0	0	
Dec 6	at Kansas City*	S	1	0	1	0-0	0-0	0	0	0	
Dec 13	at Indianapolis	S	3	0	3	0-0	0-0	0	0	0	
Dec 20	vs. Oakland	S	4	0	4	0-0	1-11	2	0	0	
Dec 27	at Philadelphia	S	3	0	3	0-0	1-4	1	0	0	
Jan 3	vs. Kansas City	S	2	0	2	0-0	0-0	2	0	0	
Regular Season Totals			16/16	62	10	72	0-0	3-18	15	1	0

2010 DENVER (4-12) TACKLES											
Date	Opponent	P/S	UT	A	TT	S-Yds.	I-Yds.	PD	FF	FR	
Sep 12	at Jacksonville	S	2	0	2	0-0	0-0	0	0	0	
Sep 19	vs. Seattle*	S	0	1	1	0-0	1-0	2	0	0	
Sep 26	vs. Indianapolis	S	4	0	4	0-0	0-0	2	0	0	
Oct 3	at Tennessee*	S	1	0	1	0-0	0-0	0	0	0	
Oct 10	at Baltimore	S	1	1	2	0-0	0-0	1	0	0	
Oct 17	vs. N.Y. Jets	S	3	1	4	0-0	0-0	1	0	0	
Oct 24	vs. Oakland	S	1	0	1	0-0	0-0	1	0	0	
Oct 31	at San Francisco (London)	S	5	0	5	0-0	0-0	0	0	0	
Nov 14	vs. Kansas City*	S	9	1	10	0-0	0-0	1	0	0	
Nov 22	at San Diego	S	3	0	3	0-0	1-0	1	0	0	
Nov 28	vs. St. Louis	S	3	0	3	0-0	0-0	1	0	0	
Dec 5	at Kansas City	S	4	0	4	1-9	0-0	1	0	0	
Dec 12	at Arizona	S	3	0	3	0-0	0-0	2	0	0	
Dec 19	at Oakland	S	2	0	2	0-0	0-0	0	0	0	
Dec 26	vs. Houston*	S	0	0	0	0-0	0-0	0	0	0	
Jan 2	vs. San Diego				INACTIVE						
Regular Season Totals			15/15	41	4	45	1-9	2-0	13	0	0

2011 DENVER (8-8) TACKLES											
Date	Opponent	P/S	UT	A	TT	S-Yds.	I-Yds.	PD	FF	FR	
Sep 12	vs. Oakland	S	5	0	5	0-0	0-0	0	0	0	
Sep 18	vs. Cincinnati*				INACTIVE						
Sep 25	at Tennessee				INACTIVE						
Oct 2	at Green Bay				INACTIVE						
Oct 9	vs. San Diego	S	4	1	5	0-0	0-0	1	0	0	
Oct 23	at Miami*	S	3	1	4	0-0	0-0	0	0	0	
Oct 30	vs. Detroit	S	2	0	2	0-0	0-0	1	0	0	
Nov 6	at Oakland*	S	2	0	2	0-0	2-0	2	1	0	
Nov 13	at Kansas City*	S	2	0	2	0-0	0-0	0	0	0	
Nov 17	vs. N.Y. Jets*	S	3	1	4	0-0	0-0	1	0	0	
Nov 27	at San Diego*	S	4	0	4	0-0	0-0	0	0	0	
Dec 4	at Minnesota*	S	2	1	3	0-0	0-0	1	0	0	
Dec 11	vs. Chicago*	S	2	0	2	0-0	0-0	0	0	0	
Dec 18	vs. New England	S	0	0	0	0-0	0-0	0	0	0	
Dec 24	at Buffalo	S	3	0	3	0-0	0-0	2	0	0	
Jan 1	vs. Kansas City	S	3	0	3	0-0	0-0	2	0	0	
Regular Season Totals			13/13	35	4	39	0-0	2-0	10	1	0
Jan 8	vs. Pittsburgh*§	S	3	0	3	0-0	0-0	3	0	0	
Jan 14	at New England†	S	0	2	2	0-0	0-0	0	0	0	
Postseason Totals			2/2	3	2	5	0-0	0-0	3	0	0

§AFC Wild Card Game; †AFC Divisional Playoff Game



LANCE BALL

5-9 • 215 • 4TH YR. • MARYLAND

BORN: June 19, 1985, in Teaneck, N.J.

HIGH SCHOOL: Teaneck High School, Teaneck, N.J.

ACQUIRED: Free Agent, 2009

NFL YEAR: 4th • **YEAR WITH BRONCOS:** 3rd

NFL GAMES PLAYED/STARTED: 27/0 • **POSTSEASON:** 2/0

RUNNING BACK



35

BALL AT A GLANCE:

- A fourth-year running back who totaled 560 yards on 137 carries (4.1 avg.) in 26 regular-season games played for the Broncos over the last two seasons, ranking third on the club in rushing during each campaign.
- Played all 16 regular-season games for the first time in his career in 2011 and contributed to the league's No. 1 rushing attack by registering a personal-best 96 carries for 402 yards (4.2 avg.) and one touchdown to go along with 16 receptions for 148 yards (9.3 avg.) and a score.
- Finished the 2009 season on Denver's practice squad after seeing time on Tennessee's practice squad and competing in Indianapolis' training camp earlier in the year.
- Played one game as a rookie for the Colts in 2008, registering 83 yards on 13 carries (6.4 avg.) in their regular-season finale vs. Tennessee (12/28/08).
- Competed on the practice squads of the Rams and Colts as a rookie in 2008.
- Finished his career at the University of Maryland ranked fourth in school history in rushing yards (2,487) and tied for fourth in rushing touchdowns (26).

- Joined the Broncos as a practice-squad signee on Nov. 3, 2009.
- Entered the NFL with St. Louis as a college free agent on May 15, 2008.

CAREER TRANSACTIONS: Signed by St. Louis as a college free agent 5/15/08; Waived by St. Louis 8/30/08; Signed by St. Louis (practice squad) 9/1/08; Waived by St. Louis 9/30/08; Signed by Indianapolis (practice squad) 10/15/08; Signed by Indianapolis (active roster) 12/26/08; Waived by Indianapolis 9/5/09; Signed by Tennessee (practice squad) 10/8/09; Waived by Tennessee 10/27/09; Signed by Denver (practice squad) 11/3/09; Signed by Denver to a future contract 1/4/10; Waived by Denver 9/21/10; Signed by Denver (practice squad) 9/23/10; Signed by Denver (active roster) 11/10/10.



2011: Ball played all 16 regular-season games and recorded a career-high 96 carries for 402 yards (4.2 avg.) with one touchdown in addition to 16 receptions for 148 yards (9.3 avg.) and one score... Tied for sixth on the club with five special-teams tackles... Played in both of Denver's postseason contests and totaled 55 rushing yards on 17 carries (3.2 avg.)... Set career bests in carries (30) and rushing yards (96) at K.C. (11/13) after Willis McGahee and Knowshon Moreno were injured in the first quarter.

2010: Ball played 10 games (0 starts) in his first season on the club's active roster and ranked third on the team with 158 rushing yards on 41 carries (3.9 avg.) to go along with three receptions for 16 yards (5.3 avg.)... Returned two kickoffs for 33 yards (16.5 avg.) and recorded one special-teams tackle... Spent Games 3-8 on the practice squad before being signed back to the active roster for the remainder of the season on Nov. 10.

2009: Ball finished the year on Denver's practice squad after he was signed by the club on Nov. 3... Began the year in training camp with Indianapolis but was waived on Sept. 5... Signed by Tennessee to its practice squad on Oct. 8 and spent three weeks with that group before he was waived on Oct. 27.

2008: Ball, who entered the NFL with St. Louis as a college free agent on May 15, appeared in one game with Indianapolis as a rookie... Totaled 13 carries for 83 yards (6.4 avg.), including a 23-yard run, with a 5-yard catch in the Colts' regular-season finale vs. Ten. (12/28)... Began the year on St. Louis' practice squad but was waived on Sept. 30... Joined the Colts' practice squad on Oct. 15 and was signed to their active roster on Dec. 26.

COLLEGE: Ball played 41 career games (19 starts) at the University of Maryland, totaling 549 carries for 2,487 yards (4.5 avg.) with 26 touchdowns... Ranked fourth in school history in career rushing yards and tied for fourth in school annals in rushing scores... Totaled 768 yards on 182 carries (4.2 avg.) with 12 touchdowns along with 18 catches for 88 yards (4.9 avg.) as a senior... Saw action in 13 games (11 starts) as a junior and compiled 815 yards on 174 attempts (4.7 avg.) with eight scores while making 11 grabs for 60 yards (5.5 avg.)... Chosen as a second-team All-Atlantic Coast Conference selection as a sophomore after posting 903 yards on 189 carries (4.8 avg.) with six touchdowns while catching 18 passes for 153 yards (8.5 avg.)... Appeared in four games as a red-shirt freshman.

PERSONAL: Ball rushed for 3,403 yards and 39 touchdowns during his career at Teaneck High School in Teaneck, N.J.... Totaled 240 carries for 1,473 yards (6.1 avg.) with 18 touchdowns as a senior to earn first-team all-state, all-county and all-league honors... Posted 171 carries for 1,591 yards (9.3 avg.) with 20 touchdowns as a junior... Ran track and played baseball in high school... Received a bachelor's degree in family studies with a community health minor from Maryland... Lance Ball was born on June 19, 1985, in Teaneck, N.J.

BALL'S REGULAR SEASON RECORD

Year	Club	RUSHING								RECEIVING				SCORING				
		G	S	No.	Yds.	Avg.	LG	TD		No.	Yds.	Avg.	LG	TD	TD	TD	TD	Pts.
2008	Ind./Stl.	1	0	13	83	6.4	23	0		1	5	5.0	5	0	0	0	0	0
2009	Den./Ten.																	
2010	Denver	10	0	41	158	3.9	19	0		3	16	5.3	13	0	0	0	0	0
2011	Denver	16	0	96	402	4.2	34	1		16	148	9.3	34	1	2	1	1	12
CAREER TOTALS		27	0	150	643	4.3	34	1		20	169	8.5	34	1	2	1	1	12

ADDITIONAL STATISTICS: Special teams tackles — 2010 (1), 2011 (5), TOTAL (6). Miscellaneous tackles — 2010 (1), 2011 (2), TOTAL (3). Fumbles — 2010 (1FR), TOTAL (1FR). Kickoff returns — 2010 (2 for 33 yds., 16.5 avg., 18 LG), 2011 (1 for 9 yds., 9.0 avg., 9 LG), TOTAL (3 for 42 yds., 14.0 avg., 18 LG).

BALL'S POSTSEASON RECORD

Year	Club	RUSHING								RECEIVING				SCORING				
		G	S	No.	Yds.	Avg.	LG	TD		No.	Yds.	Avg.	LG	TD	TD	TD	TD	Pts.
2011	Denver	2	0	17	55	3.2	13	0		1	6	6.0	6	0	0	0	0	0
CAREER TOTALS		2	0	17	55	3.2	13	0		1	6	6.0	6	0	0	0	0	0

BALL'S SINGLE-GAME HIGHS

(Postseason in parentheses)

Rushes — 30 at Kansas City, 11/13/11 (13 at New England, 1/14/12). **Rushing yards** — 96 at Kansas City, 11/13/11 (44 at New England, 1/14/12). **Longest rush** — 34 vs. Detroit, 10/30/11 (13 at New England, 1/14/12). **Rushing touchdowns** — 1 vs. New England, 12/18/11 (none). **Receptions** — 4 vs. Chicago, 12/11/11 (1 vs. Pittsburgh, 1/8/12). **Receiving yards** — 41 vs. New England, 12/18/11 (6 vs. Pittsburgh, 1/8/12). **Longest reception** — 34 vs. New England, 12/18/11 (6 vs. Pittsburgh, 1/8/12). **Receiving touchdowns** — 1 vs. Oakland, 9/12/11 (none).

LANCE BALL'S CAREER GAME-BY-GAME

(Victories asterisked)


2008 INDIANAPOLIS (12-4)			RUSHING					RECEIVING					SCORING	
Date	Opponent	P/S	No.	Yds.	Avg.	LG	TD	No.	Yds.	Avg.	LG	TD	2pt.	Pts.
Games 1-5														
NOT WITH TEAM														
PRACTICE SQUAD														
Dec 28	vs. Tennessee*	P	13	83	6.4	23	0	1	5	5.0	5	0	0	0
Regular Season Totals			1/0	13	83	6.4	23	0	1	5	5.0	5	0	0
Jan 3 at San Diego§			INACTIVE											
Postseason Totals			0/0	0	0	0.0	—	0	0	0.0	—	0	0	0

§AFC Wild Card Game

2010 DENVER (4-12)			RUSHING					RECEIVING					SCORING	
Date	Opponent	P/S	No.	Yds.	Avg.	LG	TD	No.	Yds.	Avg.	LG	TD	2pt.	Pts.
Sep 12	at Jacksonville	P	0	0	0.0	—	0	0	0	0.0	—	0	0	0
Sep 19	vs. Seattle*	P	0	0	0.0	—	0	0	0	0.0	—	0	0	0
Games 3-8														
INACTIVE														
Nov 14	vs. Kansas City*	P	2	9	4.5	5	0	0	0	0.0	—	0	0	0
Nov 22	at San Diego	P	1	1	1.0	1	0	0	0	0.0	—	0	0	0
Nov 28	vs. St. Louis	P	4	31	7.8	17	0	0	0	0.0	—	0	0	0
Dec 5	at Kansas City	P	0	0	0.0	—	0	0	0	0.0	—	0	0	0
Dec 12	at Arizona	P	8	38	4.8	19	0	1	-3	-3.0	-3	0	0	0
Dec 19	at Oakland	P	15	20	1.3	8	0	0	0	0.0	—	0	0	0
Dec 26	vs. Houston*	P	5	38	7.6	15	0	1	13	13.0	13	0	0	0
Jan 2	vs. San Diego	P	6	21	3.5	17	0	1	6	6.0	6	0	0	0
Regular Season Totals			10/0	41	158	3.9	19	0	3	16	5.3	13	0	0

2011 DENVER (8-8)			RUSHING					RECEIVING					SCORING	
Date	Opponent	P/S	No.	Yds.	Avg.	LG	TD	No.	Yds.	Avg.	LG	TD	2pt.	Pts.
Sep 12	vs. Oakland	P	0	0	0.0	—	0	1	9	9.0	9t	1	0	6
Sep 18	vs. Cincinnati*	P	6	28	4.7	17	0	0	0	0.0	—	0	0	0
Sep 25	at Tennessee	P	1	7	7.0	7	0	3	11	3.7	7	0	0	0
Oct 2	at Green Bay	P	2	5	2.5	6	0	1	6	6.0	6	0	0	0
Oct 9	vs. San Diego	P	0	0	0.0	—	0	0	0	0.0	—	0	0	0
Oct 23	at Miami*	P	6	14	2.3	5	0	0	0	0.0	—	0	0	0
Oct 30	vs. Detroit	P	6	63	10.5	34	0	1	4	4.0	4	0	0	0
Nov 6	at Oakland*	P	4	14	3.5	12	0	0	0	0.0	—	0	0	0
Nov 13	at Kansas City*	P	30	96	3.2	9	0	0	0	0.0	—	0	0	0
Nov 17	vs. N.Y. Jets*	P	5	18	3.6	11	0	2	26	13.0	19	0	0	0
Nov 27	at San Diego*	P	4	19	4.8	7	0	0	0	0.0	—	0	0	0
Dec 4	at Minnesota*	P	7	25	3.6	11	0	2	14	7.0	8	0	0	0
Dec 11	vs. Chicago*	P	1	13	13.0	13	0	4	37	9.3	11	0	0	0
Dec 18	vs. New England	P	11	64	5.8	32t	1	2	41	20.5	34	0	0	6
Dec 24	at Buffalo	P	4	12	3.0	5	0	0	0	0.0	—	0	0	0
Jan 1	vs. Kansas City	P	9	24	2.7	7	0	0	0	0.0	—	0	0	0
Regular Season Totals			16/0	96	402	4.2	34	1	16	148	9.3	34	1	12
Jan 9	vs. Pittsburgh*§	P	4	11	2.8	5	0	1	6	6.0	6	0	0	0
Jan 15	at New England†	P	13	44	3.4	13	0	0	0	0.0	—	0	0	0
Postseason Totals			2/0	17	55	3.2	13	0	1	6	6.0	6	0	0

§AFC Wild Card Game; †AFC Divisional Playoff Game



JUSTIN BANNAN

6-3 • 312 • 11TH YR. • COLORADO

BORN: April 18, 1979, in Orangevale, Calif.


HIGH SCHOOL: Bella Vista High School, Fair Oaks, Calif.

ACQUIRED: Unrestricted Free Agent (Baltimore), 2010

NFL YEAR: 11th • **YEAR WITH BRONCOS:** 2nd

NFL GAMES PLAYED/STARTED: 144/57 • **POSTSEASON:** 5/3

DEFENSIVE TACKLE



97

BANNAN AT A GLANCE:

- An 11th-year defensive tackle who begins his second stint with the Broncos after spending the 2010 season with the club as a 16-game starter.
- Owns 303 career tackles (187 solo) and has appeared in at least 15 games seven times during his NFL career with Buffalo (2002-05), Baltimore (2006-09), Denver (2010) and St. Louis (2011).
- Missed just two regular-season contests over his last five campaigns, combining to play 78 games (48 starts) during that span.
- Spent four years with Baltimore and was part of a defense that ranked first in the NFL in yards per carry (3.3), second in rushing yards allowed (82.4 ypg.) and second in total yards allowed

(281.8 ypg.) from 2006-09.

- Started 15 games for the Ravens in 2008, totaling a personal-best 56 tackles (30 solo) to help the club advance to the AFC Championship Game.
- Appeared in all 16 games (7 starts) during his final year with the Bills in 2005, registering 38 tackles (28 solo) and 1.5 sacks.
- Named first-team All-Big 12 Conference as a senior at the University of Colorado, where he was a four-year starter.
- Joined the Broncos as a free agent on April 12, 2012.
- Selected by Buffalo in the fifth round (139th overall) of the 2002 NFL Draft.

CAREER TRANSACTIONS: Signed by Buffalo as a draft choice 6/21/02; Signed by Baltimore as an unrestricted free agent 3/14/06; Placed on injured reserve (toe) by Baltimore 12/4/06; Signed by Denver as an unrestricted free agent 3/5/10; Released by Denver 3/3/11; Signed by St. Louis 7/31/11; Released by St. Louis 3/12/12; Signed by Denver 4/12/12.



2011: Bannan started all 15 games played in his only season with St. Louis and recorded 38 tackles (24 solo), three passes defended and one forced fumble for the Rams.

2010: Bannan started a career-high 16 games for Denver and totaled 35 tackles (25 solo), one sack (8 yds.), four passes defended and one forced fumble... Tied for second on the club with nine quarterback hits.

2009: Bannan appeared in all 16 games (2 starts) for the second consecutive season for Baltimore, totaling 37 tackles (23 solo) to help the Ravens lead the NFL in yards per rushing attempt (3.4) and place third in the league in both total yards (300.5 ypg.) and total points (16.3 ppg.)... Appeared in both of the Ravens' playoff contests, registering one tackle in their AFC Divisional Playoff Game at Ind. (1/16).

2008: Bannan started a personal-best 15 games and appeared in all 16 contests for the Ravens, registering a career-high 56 tackles (30 solo), one sack (6 yds.), one interception and three pass breakups... Totaled 11 tackles (9 solo) in three postseason starts, helping the team reach the AFC Championship Game... Helped Baltimore rank second in the NFL in yards per game (261.1), third in yards per play (4.5), third in rushing average (3.6) and fifth in rushing yards per game (81.4)... Posted at least four tackles eight times during the regular season and in both playoff games... Intercepted his first pass vs. Ten. (10/5).

2007: Bannan played 15 games (1 start) for Baltimore, registering 37 tackles (19 solo), two sacks (4 yds.) and one forced fumble... Helped the Ravens lead the NFL by allowing only 2.8 yards per rush that marked the fourth-lowest such mark for a season since the 1970 NFL merger.

2006: Bannan, who joined Baltimore as an unrestricted free agent on March 14, totaled 20 tackles (13 solo) and one forced fumble in 11 games (1 start) before being placed on injured reserve on Dec. 4 with a toe injury.

2005: In his fourth season with the Bills, Bannan totaled 38 tackles (28 solo) and 1.5 sacks (11.5 yds.) while playing all 16 games (7 starts) for the first time in his career.

2004: Bannan played 10 games (0 starts) for the Bills, posting one solo tackle... Saw action as an offensive guard in goal-line situations.

2003: Bannan appeared in the final 14 games (1 start) for Buffalo after being declared inactive for the first two contests of the season... Finished the year with 11 tackles (6 solo)... Made his first NFL start in place of Sam Adams (ankle) at NYJ (10/12).

2002: Selected by Buffalo in the fifth round (139th overall) of the 2002 NFL Draft, Bannan played 15 games (0 starts) for the Bills as a rookie and totaled 30 tackles (18 solo), one sack (7 yds.) and one fumble recovery... Posted his first NFL sack with a takedown of David Carr at Hou. (10/13).

COLLEGE: Bannan started during all four years at the University of Colorado and did not miss a game during his final three years... Finished his career with 158 tackles (103 solo), eight sacks (40 yds.) and 26 tackles for a loss (87 yds.)... Earned first-team All-Big 12 Conference honors from the league's coaches and second-team all-conference accolades from the Associated Press as a senior... Received the Regiment Award, given by coaches to the player who made the greatest contribution with the least recognition, as a senior.

PERSONAL: Bannan played a total of eight different positions and earned All-America honors as a senior at Bella Vista High School in Fair Oaks, Calif.... Selected as the Sacramento City Defensive Player of the Year as a senior... Selected as team captain three times... Named the team's defensive lineman of the Year as a sophomore after playing organized football for the first time as a freshman... Lettered twice in basketball at center and forward, and was named the team's MVP as a junior... Majored in communications at Colorado... Justin Bannan was born on April 18, 1979, in Orangevale, Calif.

BANNAN'S REGULAR SEASON RECORD

Year	Club	G	S	UT	A	TT	S-Yds.	I-Yds.	PBU	FF	FR	TD-Int.	TD-FR	S	Pts.
2002	Buffalo	15	0	18	12	30	1-7	0-0	0	0	1	0	0	0	0
2003	Buffalo	14	1	6	5	11	0-0	0-0	0	0	0	0	0	0	0
2004	Buffalo	10	0	1	0	1	0-0	0-0	0	0	0	0	0	0	0
2005	Buffalo	16	7	28	10	38	1.5-11.5	0-0	0	0	0	0	0	0	0
2006	Baltimore	11	1	13	7	20	0-0	0-0	0	1	0	0	0	0	0
2007	Baltimore	15	1	19	18	37	2-4	0-0	0	1	0	0	0	0	0
2008	Baltimore	16	15	30	26	56	1-6	1--4	3	0	0	0	0	0	0
2009	Baltimore	16	2	23	14	37	0-0	0-0	0	0	0	0	0	0	0
2010	Denver	16	16	25	10	35	1-8	0-0	4	1	0	0	0	0	0
2011	St. Louis	15	14	24	14	38	0-0	0-0	3	1	0	0	0	0	0
CAREER TOTALS		144	57	187	116	303	6.5-36.5	1--4	10	4	1	0	0	0	0
BRONCOS TOTALS		16	16	25	10	35	1-8	0-0	4	1	0	0	0	0	0

BANNAN'S POSTSEASON RECORD

Year	Club	G	S	UT	A	TT	S-Yds.	I-Yds.	PBU	FF	FR	TD-Int.	TD-FR	S	Pts.
2006	Baltimore						INJURED RESERVE (TOE)								
2008	Baltimore	3	3	9	2	11	0-0	0-0	0	0	0	0	0	0	0
2009	Baltimore	2	0	1	0	1	0-0	0-0	0	0	0	0	0	0	0
CAREER TOTALS		5	3	10	2	12	0-0	0-0	0	0	0	0	0	0	0

BANNAN'S SINGLE-GAME HIGHS

(Postseason in parentheses)

Sacks — 1, six times, last at San Diego, 11/22/10 (none). **Sack yards** — 8, twice, last at San Diego, 11/22/10 (none). **Interceptions** — 1 vs. Tennessee, 10/5/08 (none). **Interception return yards** — -4 vs. Tennessee, 10/5/08 (none).

JUSTIN BANNAN'S CAREER GAME-BY-GAME

(Victories asterisked)

2002 BUFFALO (8-8)		TACKLES								
Date	Opponent	P/S	UT	A	TT	S-Yds.	I-Yds.	PBU	FF	FR
Sep 8	vs. N.Y. Jets	P	1	0	1	0-0	0-0	0	0	0
Sep 15	at Minnesota*	P	4	1	5	0-0	0-0	0	0	1
Sep 22	at Denver	P	0	0	0	0-0	0-0	0	0	0
Sep 29	vs. Chicago	P	0	1	1	0-0	0-0	0	0	0
Oct 6	vs. Oakland	P	0	0	0	0-0	0-0	0	0	0
Oct 13	at Houston*	P	2	1	3	1-7	0-0	0	0	0
Games 7-8		P	1	1	2	0-0	0-0	0	0	0
Nov 3	vs. New England	P	2	1	3	0-0	0-0	0	0	0
Nov 17	at Kansas City	P	0	2	2	0-0	0-0	0	0	0
Nov 24	at N.Y. Jets			INACTIVE						
Dec 1	vs. Miami*	P	2	1	3	0-0	0-0	0	0	0
Games 13-14		P	1	1	2	0-0	0-0	0	0	0
Dec 22	at Green Bay	P	2	0	2	0-0	0-0	0	0	0
Dec 29	vs. Cincinnati*	P	1	1	2	0-0	0-0	0	0	0
Regular Season Totals		15/0	18	12	30	1-7	0-0	0	0	1

2003 BUFFALO (6-10)		TACKLES								
Date	Opponent	P/S	UT	A	TT	S-Yds.	I-Yds.	PBU	FF	FR
Games 1-2				INACTIVE						
Sep 21	at Miami	P	0	3	3	0-0	0-0	0	0	0
Sep 28	vs. Philadelphia	P	0	1	1	0-0	0-0	0	0	0
Oct 5	vs. Cincinnati*	P	0	0	0	0-0	0-0	0	0	0
Oct 12	at N.Y. Jets	S	2	0	2	0-0	0-0	0	0	0
Games 7-9		P	0	0	0	0-0	0-0	0	0	0
Nov 16	vs. Houston	P	3	0	3	0-0	0-0	0	0	0
Games 11-15		P	0	0	0	0-0	0-0	0	0	0
Dec 27	at New England	P	1	1	2	0-0	0-0	0	0	0
Regular Season Totals		14/1	6	5	11	0-0	0-0	0	0	0

2004 BUFFALO (9-7)		TACKLES								
Date	Opponent	P/S	UT	A	TT	S-Yds.	I-Yds.	PBU	FF	FR
Sep 12	vs. Jacksonville	P	0	0	0	0-0	0-0	0	0	0
Games 2-3				INACTIVE						
Oct 10	at N.Y. Jets			DID NOT PLAY						
Games 5-8		P	0	0	0	0-0	0-0	0	0	0
Nov 14	at New England	P	1	0	1	0-0	0-0	0	0	0
Games 10-11		P	0	0	0	0-0	0-0	0	0	0
Dec 5	at Miami*			INACTIVE						
Dec 12	vs. Cleveland*	P	0	0	0	0-0	0-0	0	0	0
Dec 19	at Cincinnati*			INACTIVE						
Dec 26	at San Francisco*	P	0	0	0	0-0	0-0	0	0	0
Jan 2	vs. Pittsburgh			INACTIVE						
Regular Season Totals		10/0	1	0	1	0-0	0-0	0	0	0

2005 BUFFALO (5-11) TACKLES										
Date	Opponent	P/S	UT	A	TT	S-Yds.	I-Yds.	PBU	FF	FR
Sep 11	vs. Houston*	P	0	0	0	0-0	0-0	0	0	0
Sep 18	at Tampa Bay	P	0	0	2	0-0	0-0	0	0	0
Sep 25	vs. Atlanta	P	0	0	0	0-0	0-0	0	0	0
Oct 2	at New Orleans	P	2	0	2	0-0	0-0	0	0	0
Oct 9	vs. Miami*	P	1	1	2	0-0	0-0	0	0	0
Oct 16	vs. N.Y. Jets*	P	1	0	1	0-0	0-0	0	0	0
Oct 23	at Oakland	P	0	0	0	0-0	0-0	0	0	0
Oct 30	at New England	P	1	0	1	.5-3.5	0-0	0	0	0
Nov 13	vs. Kansas City*	S	4	1	5	1-8	0-0	0	0	0
Nov 20	at San Diego	P	3	1	4	0-0	0-0	0	0	0
Nov 27	vs. Carolina	S	2	2	4	0-0	0-0	0	0	0
Dec 4	at Miami	S	1	3	4	0-0	0-0	0	0	0
Dec 11	vs. New England	S	2	0	2	0-0	0-0	0	0	0
Dec 17	vs. Denver	S	5	1	6	0-0	0-0	0	0	0
Dec 24	at Cincinnati	S	3	0	3	0-0	0-0	0	0	0
Jan 1	at N.Y. Jets	S	1	1	2	0-0	0-0	0	0	0
Regular Season Totals		16/7	28	10	38	1.5-11.5	0-0	0	0	0

2006 BALTIMORE (13-3) TACKLES										
Date	Opponent	P/S	UT	A	TT	S-Yds.	I-Yds.	PBU	FF	FR
Sep 10	at Tampa Bay*	P	0	0	0	0-0	0-0	0	0	0
Sep 17	vs. Oakland*	P	1	0	1	0-0	0-0	0	0	0
Sep 24	at Cleveland*	P	2	1	3	0-0	0-0	0	0	0
Oct 1	vs. San Diego*	S	2	1	3	0-0	0-0	0	1	0
Oct 9	at Denver	P	4	1	5	0-0	0-0	0	0	0
Oct 15	vs. Carolina	P	1	1	2	0-0	0-0	0	0	0
Games 7-8		P	0	0	0	0-0	0-0	0	0	0
Nov 12	at Tennessee	P	1	3	4	0-0	0-0	0	0	0
Nov 19	vs. Atlanta*	P	2	0	2	0-0	0-0	0	0	0
Nov 26	vs. Pittsburgh*	P	0	0	0	0-0	0-0	0	0	0
Nov 30	at Cincinnati									
INACTIVE PLACED ON INJURED RESERVE (TOE) 12/4/06										
Regular Season Totals		11/1	13	7	20	0-0	0-0	0	1	0

2007 BALTIMORE (5-11) TACKLES										
Date	Opponent	P/S	UT	A	TT	S-Yds.	I-Yds.	PBU	FF	FR
Sep 10	at Cincinnati	P	0	0	0	0-0	0-0	0	0	0
Sep 16	vs. N.Y. Jets*	P	1	1	2	0-0	0-0	0	0	0
Sep 23	vs. Arizona*	P	0	0	0	0-0	0-0	0	0	0
Sep 30	at Cleveland	P	1	1	2	0-0	0-0	0	0	0
Oct 7	at San Francisco*	P	1	2	3	0-0	0-0	0	0	0
Oct 14	vs. St. Louis*	P	4	2	6	1-0	0-0	0	1	0
Oct 21	at Buffalo	S	2	2	4	0-0	0-0	0	0	0
Nov 5	at Pittsburgh	P	2	1	3	0-0	0-0	0	0	0
Nov 11	vs. Cincinnati	P	2	3	5	0-0	0-0	0	0	0
Nov 18	vs. Cleveland	P	2	2	4	0-0	0-0	0	0	0
Nov 25	at San Diego	P	0	1	1	0-0	0-0	0	0	0
Dec 3	vs. New England	P	0	0	0	0-0	0-0	0	0	0
Dec 9	vs. Indianapolis	P								
INACTIVE										
Dec 16	at Miami	P	0	0	0	0-0	0-0	0	0	0
Dec 23	at Seattle	P	2	2	4	1-4	0-0	0	0	0
Dec 30	vs. Pittsburgh*	P	2	1	3	0-0	0-0	0	0	0
Regular Season Totals		15/1	19	18	37	2-4	0-0	0	1	0

2008 BALTIMORE (11-5) TACKLES										
Date	Opponent	P/S	UT	A	TT	S-Yds.	I-Yds.	PBU	FF	FR
Sep 7	vs. Cincinnati*	S	2	2	4	1-6	0-0	0	0	0
Sep 21	vs. Cleveland*	S	3	1	4	0-0	0-0	0	0	0
Sep 29	at Pittsburgh	S	2	2	4	0-0	0-0	0	0	0
Oct 5	vs. Tennessee	S	1	3	4	0-0	1-4	1	0	0
Oct 12	at Indianapolis	S	0	3	3	0-0	0-0	0	0	0
Oct 19	at Miami*	S	3	1	4	0-0	0-0	0	0	0
Oct 26	vs. Oakland*	S	0	2	2	0-0	0-0	0	0	0
Nov 2	at Cleveland*	S	3	0	3	0-0	0-0	1	0	0
Nov 9	at Houston*	S	0	2	2	0-0	0-0	1	0	0
Nov 16	at N.Y. Giants	S	4	1	5	0-0	0-0	0	0	0
Nov 23	vs. Philadelphia*	P	4	1	5	0-0	0-0	0	0	0
Nov 30	at Cincinnati*	S	0	2	2	0-0	0-0	0	0	0
Dec 7	vs. Washington*	S	2	1	3	0-0	0-0	0	0	0
Dec 14	vs. Pittsburgh	S	2	1	3	0-0	0-0	0	0	0
Dec 20	at Dallas*	S	1	2	3	0-0	0-0	0	0	0
Dec 28	vs. Jacksonville*	S	3	2	5	0-0	0-0	0	0	0
Regular Season Totals		16/15	30	26	56	1-6	1-4	3	0	0
Jan 4	at Miami*§	S	2	0	2	0-0	0-0	0	0	0
Jan 10	at Tennessee*†	S	3	1	4	0-0	0-0	0	0	0
Jan 18	at Pittsburgh#	S	4	1	5	0-0	0-0	0	0	0
Postseason Totals		3/3	9	2	11	0-0	0-0	0	0	0

§AFC Wild Card Game; †AFC Divisional Playoff Game; #AFC Championship Game

2009 BALTIMORE (9-7) TACKLES										
Date	Opponent	P/S	UT	A	TT	S-Yds.	I-Yds.	PBU	FF	FR
Games 1-2		P	0	0	0	0-0	0-0	0	0	0
Sep 27	vs. Cleveland*	P	4	0	4	0-0	0-0	0	0	0
Oct 4	at New England	P	1	4	5	0-0	0-0	0	0	0
Oct 11	vs. Cincinnati	P	0	3	3	0-0	0-0	0	0	0
Oct 18	vs. Minnesota	P	2	1	3	0-0	0-0	0	0	0
Nov 1	vs. Denver*	P	5	0	5	0-0	0-0	0	0	0
Nov 8	at Cincinnati	S	2	2	4	0-0	0-0	0	0	0
Nov 16	at Cleveland*	S	2	1	3	0-0	0-0	0	0	0
Nov 22	vs. Indianapolis	P	0	0	0	0-0	0-0	0	0	0
Nov 29	vs. Pittsburgh*	P	2	1	3	0-0	0-0	0	0	0
Dec 7	at Green Bay	P	0	0	0	0-0	0-0	0	0	0
Dec 13	vs. Detroit	P	1	1	2	0-0	0-0	0	0	0
Dec 20	vs. Chicago*	P	1	0	1	0-0	0-0	0	0	0
Dec 27	at Pittsburgh	P	2	1	3	0-0	0-0	0	0	0
Jan 3	at Oakland*	P	1	0	1	0-0	0-0	0	0	0
Regular Season Totals		16/2	23	14	37	0-0	0-0	0	0	0
Jan 10	at New England*§	P	0	0	0	0-0	0-0	0	0	0
Jan 16	at Indianapolis†	P	1	0	1	0-0	0-0	0	0	0
Postseason Totals		2/0	1	0	1	0-0	0-0	0	0	0

§AFC Wild Card Game; †AFC Divisional Playoff Game


2010 DENVER (4-12) TACKLES										
Date	Opponent	P/S	UT	A	TT	S-Yds.	I-Yds.	PBU	FF	FR
Sep 12	at Jacksonville	S	0	0	0	0-0	0-0	0	0	0
Sep 19	vs. Seattle*	S	1	0	1	0-0	0-0	0	0	0
Sep 26	vs. Indianapolis	S	0	2	2	0-0	0-0	0	0	0
Oct 3	at Tennessee*	S	1	3	4	0-0	0-0	0	0	0
Oct 10	at Baltimore	S	5	0	5	0-0	0-0	0	0	0
Oct 17	vs. N.Y. Jets	S	1	0	1	0-0	0-0	0	0	0
Oct 24	vs. Oakland	S	1	2	3	0-0	0-0	0	0	0
Oct 31	at San Francisco (London)	S	1	0	1	0-0	0-0	0	0	0
Nov 14	vs. Kansas City*	S	3	0	3	0-0	0-0	0	0	0
Nov 22	at San Diego	S	2	1	3	1-8	0-0	0	0	0
Nov 28	vs. St. Louis	S	1	0	1	0-0	0-0	2	0	0
Dec 5	at Kansas City	S	1	0	1	0-0	0-0	0	1	0
Dec 12	at Arizona	S	1	1	2	0-0	0-0	0	0	0
Dec 19	at Oakland	S	3	0	3	0-0	0-0	0	0	0
Dec 26	vs. Houston*	S	2	0	2	0-0	0-0	1	0	0
Jan 1	vs. San Diego	S	2	1	3	0-0	0-0	1	0	0
Regular Season Totals		16/16	25	10	35	1-8	0-0	4	1	0

2011 ST. LOUIS (2-14) TACKLES										
Date	Opponent	P/S	UT	A	TT	S-Yds.	I-Yds.	PBU	FF	FR
Sep 11	vs. Philadelphia	S	1	0	1	0-0	0-0	0	0	0
Sep 19	at N.Y. Giants	S	0	0	0	0-0	0-0	0	0	0
Sep 25	vs. Baltimore	S	3	1	4	0-0	0-0	1	0	0
Oct 2	vs. Washington	S	3	0	3	0-0	0-0	1	1	0
Oct 16	at Green Bay	S	1	3	4	0-0	0-0	0	0	0
Oct 23	at Dallas	S	0	1	1	0-0	0-0	0	0	0
Oct 30	vs. New Orleans*	S	1	1	2	0-0	0-0	0	0	0
Nov 6	at Arizona	S	0	0	0	0-0	0-0	1	0	0
Nov 13	at Cleveland*	P	1	1	2	0-0	0-0	0	0	0
Nov 20	vs. Seattle	S	2	3	5	0-0	0-0	0	0	0
Nov 27	vs. Arizona	INACTIVE								
Dec 4	at San Francisco	S	3	0	3	0-0	0-0	0	0	0
Dec 12	at Seattle	S	3	1	4	0-0	0-0	0	0	0
Dec 18	vs. Cincinnati	S	3	2	5	0-0	0-0	0	0	0
Dec 24	at Pittsburgh	S	1	1	2	0-0	0-0	0	0	0
Jan 1	vs. San Francisco	S	2	0	2	0-0	0-0	0	0	0
Regular Season Totals		15/14	24	14	38	0-0	0-0	3	1	0

VINCE LOMBARDI TROPHIES

The Denver Broncos own two Vince Lombardi Trophies in recognition of their back-to-back wins in Super Bowl XXXII and XXXIII (1997-98), and they are displayed in the lobby of the Paul D. Bowlen Memorial Broncos Centre.

The sterling silver trophies were created by Tiffany & Company and were named for the late Vince Lombardi before Super Bowl V. Each trophy has a regulation-size silver football mounted in a kicking position on a pyramid-like stand of three concave sides. The trophy stands 20.75 inches tall, weighs 107.3 ounces and is valued in excess of \$10,000. Each is engraved with the the words "Vince Lombardi Trophy" above an NFL Shield.



ZANE BEADLES

6-4 • 305 • 3RD YR. • UTAH

BORN: Nov. 19, 1986, in Casper, Wyo.


HIGH SCHOOL: Hillcrest High School, Sandy, Utah

ACQUIRED: Draft #2 (45th overall), 2010

NFL YEAR: 3rd • **YEAR WITH BRONCOS:** 3rd

NFL GAMES PLAYED/STARTED: 32/30 • **POSTSEASON:** 2/2

OFFENSIVE GUARD


68

BEADLES AT A GLANCE:

- A third-year offensive guard who played all 16 regular-season games in each of his first two professional seasons and is tied for fourth among offensive linemen who entered the NFL in 2010 with 30 career starts.
- Opened all 16 games during the regular season and started both playoff contests for the Broncos in 2011, helping the league's top rushing offense (164.5 ypg.) set the franchise single-season rushing mark.
- Named to *The Sporting News'* All-Rookie Team in 2010 after opening eight contests at left guard and six contests at right tackle, becoming the first NFL rookie since Andre Gurode (Dal., 2002) to start at least six games at two of the three positions along the offensive line (C, G, T).
- Called for just one holding penalty during his first two NFL seasons to represent one of just 16 NFL offensive linemen with 30 starts and one or fewer holding calls from 2010-11.
- Played 51 games (50 starts) at the University of Utah, where he was a three-time All-Mountain West Conference selection and received several All-America honors as a senior.
- Named the 2009-10 Mountain West Conference Male Scholar-Athlete of the Year following his senior season and was a four-time Academic All-MWC honoree.
- Selected by the Broncos in the second round (45th overall) of the 2010 NFL Draft.

CAREER TRANSACTIONS: Signed by Denver as a draft choice 7/27/10.



2011: Beadles started all 16 regular-season games and both playoff contests for Denver at left guard... Part of the only offensive line in the NFL to open every regular-season game with the same five individuals... Helped the Broncos finish first in the league in rushing with a team-record 164.5 yards per game on the ground.

2010: Selected by the Broncos in the second round (45th overall) of the 2010 NFL Draft, Beadles appeared in all 16 games (14 starts), opening six contests at right tackle before starting the final eight games at left guard... Became the first rookie since Andre Gurode (Dal., 2002) to start at least six games at two of the three positions along the offensive line (C, G, T)... Was one of six NFL rookie offensive linemen to start at least 14 games in 2010, earning him a spot on *The Sporting News'* All-Rookie Team... Called for just two penalties (15 yds.) during the season... Started at right tackle at Jac. (9/12) to become the first player in franchise history to start a season opener at that position in his rookie campaign.

COLLEGE: Beadles played 51 career games (50 starts) at the University of Utah, earning first-team All-Mountain West Conference accolades in his final two seasons... Recorded 313 career knockdown/key blocks to go along with 45 touchdown blocks while opening 38 contests at left tackle and 12 games at left guard... Received first-team All-America honors from the Football Writers Association and *College Football News* as a senior and was chosen as the 2009-10 MWC Male Scholar-Athlete of the Year... Voted a finalist for the Wuerffel Trophy (athletics, academics and community) and was a Lowe's Senior CLASS second-team All-American... Named Utah's Top Offensive Lineman as a junior with a career-best 109 knockdowns/key blocks in addition to 13 touchdown blocks.

PERSONAL: Beadles was a team-captain and three-year starter at Hillcrest High School in Sandy, Utah, where he did not miss a game during his career... Started along the offensive and defensive lines, recording 93 tackles,

GREAT START TO BEADLES' CAREER

MOST STARTS AMONG OFFENSIVE LINEMEN WHO ENTERED THE NFL IN 2010, REGULAR SEASON

	Player	Team	Starts
1.	J.D. Walton	Denver	32
	Anthony Davis	San Francisco	32
	Mike Iupati	San Francisco	32
4.	Zane Beadles	Denver	30
	Maurkice Pouncey	Pittsburgh	30


six sacks and one interception on defense and allowing zero sacks on offense as a senior to earn first-team all-state and all-region honors... Majored in mechanical engineering at Utah and earned a postgraduate scholarship from the NCAA for his classroom performance... Stepfather, Joe Legerski, is the women's basketball coach at the University of Wyoming... Zane Dae Beadles was born on Nov. 19, 1986, in Casper, Wyo.

BEADLES' REGULAR SEASON RECORD

Year	Club	G	S
2010	Denver	16	14
2011	Denver	16	16
CAREER TOTALS		32	30

BEADLES' POSTSEASON RECORD

Year	Club	G	S
2011	Denver	2	2
CAREER TOTALS		2	2



DAVID BRUTON

6-2 • 217 • 4TH YR. • NOTRE DAME

BORN: July 23, 1987, in Winchester, Ky.


HIGH SCHOOL: Miamisburg High School, Miamisburg, Ohio

ACQUIRED: Draft #4a (114th overall), 2009

NFL YEAR: 4th • **YEAR WITH BRONCOS:** 4th

NFL GAMES PLAYED/STARTED: 45/4 • **POSTSEASON:** 2/2

SAFETY



30

BRUTON AT A GLANCE:

- A fourth-year safety whose 29 special-teams tackles over the last three seasons rank second on the club.
- Played 15 regular-season games (1 start) in 2011, ranking third on the team with eight special-teams tackles, before opening both playoff games at free safety and tying for the club lead with 15 defensive stops.
- Played all 16 games (2 starts) for Denver in 2010, recording 14 tackles (12 solo) and a pass breakup on defense along with a career-high 12 tackles and two fumble recoveries on special teams.
- Started during his final two years at the University of Notre Dame, leading the Fighting Irish with 182 tackles and seven interceptions during that stretch.
- Posted 97 tackles (61 solo) as a senior at Notre Dame that marked the third-highest single-season total by a defensive back in school history to earn honorable mention All-America recognition from *The NFL Draft Report*.
- Established himself as one of the top special-teams gunners in the country while appearing in 596 career special-teams plays at Notre Dame.
- Selected by the Broncos in the fourth round (114th overall) of the 2009 NFL Draft.

CAREER TRANSACTIONS: Signed by Denver as a draft choice 7/27/09.

2011: Bruton played 15 games (1 start) in the regular season and totaled 13 solo tackles on defense in addition to eight special-teams stops which ranked third on the club... Opened both of Denver's playoff games, tying for the team lead with 15 defensive tackles (11 solo) and adding a pass defended.

2010: Bruton played all 16 games (2 starts) and totaled 14 tackles (12 solo) and one pass defended on defense... Finished second on the club with 12 special-teams stops and recovered two fumbles on special-teams units... Deflected a punt and recorded a season-high two special-teams stops vs. Stl. (11/28)... Started Games 12-13 in place of injured safety Brian Dawkins.

2009: Selected by the Broncos in the fourth round (114th overall) of the 2009 NFL Draft, Bruton appeared in 14 games (1 start) for the club as a rookie and posted five tackles (4 solo) along with one pass breakup... Tied for fourth on the Broncos with nine special-teams tackles... Notched two special-teams stops at S.D. (10/19), at Bal. (11/1) and vs. NYG (11/26)... Made his first career start vs. Oak. (12/20), replacing Renaldo Hill, and finished the game with five tackles (4 solo) and one pass breakup.

COLLEGE: Bruton totaled 214 tackles (138 solo), one sack (10 yds.), seven interceptions (77 yds.), 16 pass breakups, three forced fumbles and three fumble recoveries in 48 games (24 starts) at the University of Notre

Dame... Saw extensive action on special teams, appearing in 596 career special-teams plays during his time at Notre Dame... Started all 13 games as a senior team captain and totaled 97 tackles (61 solo), four interceptions (57 yds.), 10 pass breakups, two forced fumbles and two fumble recoveries to earn honorable mention All-America honors from *The NFL Draft Report*... Led Notre Dame with four interceptions and ranked second on the team with 97 tackles that marked the third-best single-season total by a defensive back in school annals... Played 12 games (11 starts) as a junior for Notre Dame and led the team with three interceptions.

PERSONAL: Bruton attended Miamisburg High School in Miamisburg, Ohio, where he totaled 112 tackles, 11 interceptions and 470 receiving yards during his final two seasons... Earned All-Division I-II and All-Area honors from the *Dayton Daily News* as well as all-district accolades as a senior after posting 54 tackles and three interceptions... Received all-conference honors and was a special mention All-Southwest Ohio selection as a junior, posting 58 tackles and eight interceptions that year... Had 200 receiving yards as a senior and 270 receiving yards as a junior... Majored in both political science and sociology at Notre Dame... Worked as a substitute teacher in his hometown of Miamisburg during the 2011 offseason... David Lee Bruton was born on July 23, 1987, in Winchester, Ky.

BRUTON'S REGULAR SEASON RECORD

Year	Club	G	S	UT	A	TT	S-Yds.	I-Yds.	PD	FF	FR	TD-Int.	TD-FR	S	Pts.
2009	Denver	14	1	4	1	5	0-0	0-0	1	0	0	0	0	0	0
2010	Denver	16	2	12	2	14	0-0	0-0	1	0	0	0	0	0	0
2011	Denver	15	1	13	0	13	0-0	0-0	3	0	0	0	0	0	0
CAREER TOTALS		45	4	29	3	32	0-0	0-0	5	0	0	0	0	0	0

ADDITIONAL STATISTICS: Special teams tackles — 2009 (9), 2010 (12), 2011 (8), TOTAL (29). Special teams fumbles — 2009 (1FF), 2010 (2FR), TOTAL (1FF, 2FR).

BRUTON'S POSTSEASON RECORD

Year	Club	G	S	UT	A	TT	S-Yds.	I-Yds.	PD	FF	FR	TD-Int.	TD-FR	S	Pts.
2011	Denver	2	2	11	4	15	0-0	0-0	1	0	0	0	0	0	0
CAREER TOTALS		2	2	11	4	15	0-0	0-0	1	0	0	0	0	0	0

DAVID BRUTON'S CAREER GAME-BY-GAME

(Victories asterisked)

2009 DENVER (8-8)												TACKLES			
Date	Opponent	P/S	UT	A	TT	S-Yds.	I-Yds.	PD	FF	FR					
Sep 13	at Cincinnati*	P	0	0	0	0-0	0-0	0	0	0					
Sep 20	vs. Cleveland*	P	0	0	0	0-0	0-0	0	0	0					
Sep 27	at Oakland*	P	0	0	0	0-0	0-0	0	0	0					
Oct 4	vs. Dallas*	P	0	0	0	0-0	0-0	0	0	0					
Oct 11	vs. New England*	P	0	0	0	0-0	0-0	0	0	0					
Oct 19	at San Diego*	P	0	0	0	0-0	0-0	0	0	0					
Nov 1	at Baltimore	P	0	0	0	0-0	0-0	0	0	0					
Nov 9	vs. Pittsburgh					INACTIVE									
Nov 15	at Washington	P	0	0	0	0-0	0-0	0	0	0					
Nov 22	vs. San Diego	P	0	0	0	0-0	0-0	0	0	0					
Nov 26	vs. N.Y. Giants*	P	0	0	0	0-0	0-0	0	0	0					
Dec 6	at Kansas City*	P	0	0	0	0-0	0-0	0	0	0					
Dec 13	at Indianapolis					INACTIVE									
Dec 20	vs. Oakland	S	4	1	5	0-0	0-0	1	0	0					
Dec 27	at Philadelphia	P	0	0	0	0-0	0-0	0	0	0					
Jan 3	vs. Kansas City	P	0	0	0	0-0	0-0	0	0	0					
Regular Season Totals			14/1	4	1	5	0-0	0-0	1	0	0				

2010 DENVER (4-12)												TACKLES			
Date	Opponent	P/S	UT	A	TT	S-Yds.	I-Yds.	PD	FF	FR					
Sep 12	at Jacksonville	P	0	0	0	0-0	0-0	0	0	0					
Sep 19	vs. Seattle*	P	0	0	0	0-0	0-0	0	0	0					
Sep 26	vs. Indianapolis	P	0	0	0	0-0	0-0	0	0	0					
Oct 3	at Tennessee*	P	0	0	0	0-0	0-0	0	0	0					
Oct 10	at Baltimore	P	0	0	0	0-0	0-0	0	0	0					
Oct 17	vs. N.Y. Jets	P	0	0	0	0-0	0-0	0	0	0					
Oct 24	vs. Oakland	P	0	0	0	0-0	0-0	0	0	0					
Oct 31	at San Francisco (London)	P	0	0	0	0-0	0-0	0	0	0					
Nov 14	vs. Kansas City*	P	0	0	0	0-0	0-0	0	0	0					
Nov 22	at San Diego	P	0	0	0	0-0	0-0	0	0	0					
Nov 28	vs. St. Louis	P	0	0	0	0-0	0-0	1	0	0					
Dec 5	at Kansas City	S	5	1	6	0-0	0-0	0	0	0					
Dec 12	at Arizona	S	5	1	6	0-0	0-0	0	0	0					
Dec 19	at Oakland	P	2	0	2	0-0	0-0	0	0	0					
Dec 26	vs. Houston*	P	0	0	0	0-0	0-0	0	0	0					
Jan 2	vs. San Diego	P	0	0	0	0-0	0-0	0	0	0					
Regular Season Totals			16/2	12	2	14	0-0	0-0	1	0	0				

2011 DENVER (8-8) TACKLES										
Date	Opponent	P/S	UT	A	TT	S-Yds.	I-Yds.	PD	FF	FR
Sep 12	vs. Oakland	P	0	0	0	0-0	0-0	1	0	0
Sep 18	vs. Cincinnati*	P	0	0	0	0-0	0-0	0	0	0
Sep 25	at Tennessee	P	0	0	0	0-0	0-0	0	0	0
Oct 2	at Green Bay	P	0	0	0	0-0	0-0	0	0	0
Oct 9	vs. San Diego	P	0	0	0	0-0	0-0	0	0	0
Oct 23	at Miami*	P	0	0	0	0-0	0-0	0	0	0
Oct 30	vs. Detroit	P	0	0	0	0-0	0-0	0	0	0
Nov 6	at Oakland*	P	2	0	2	0-0	0-0	0	0	0
Nov 13	at Kansas City*	P	0	0	0	0-0	0-0	0	0	0
Nov 17	vs. N.Y. Jets*	P	1	0	1	0-0	0-0	0	0	0
Nov 27	at San Diego*	P	0	0	0	0-0	0-0	0	0	0
Dec 4	at Minnesota*	P	1	0	1	0-0	0-0	0	0	0
Dec 11	vs. Chicago*	P	0	0	0	0-0	0-0	0	0	0
Dec 18	vs. New England	INACTIVE					0-0	0-0	1	0
Dec 24	at Buffalo	P	5	0	5	0-0	0-0	1	0	0
Jan 1	vs. Kansas City	S	4	0	4	0-0	0-0	1	0	0
Regular Season Totals		15/1	13	0	13	0-0	0-0	3	0	0
Jan 8	vs. Pittsburgh*\$	S	8	0	8	0-0	0-0	1	0	0
Jan 14	at New England†	S	3	4	7	0-0	0-0	0	0	0
Postseason Totals		2/2	11	4	15	0-0	0-0	1	0	0

*AFC Wild Card Game; †AFC Divisional Playoff Game



RAFAEL BUSH

5-11 • 200 • 3RD YR. • SO. CAROLINA STATE

BORN: May 12, 1987, in Williston, S.C.

HIGH SCHOOL: Williston-Elko High School, Williston, S.C.

ACQUIRED: Free Agent, 2011

NFL YEAR: 3rd • **YEAR WITH BRONCOS:** 2nd

NFL GAMES PLAYED/STARTED: 6/0 • **POSTSEASON:** 2/0

SAFETY




BUSH AT A GLANCE:

- A third-year safety who saw action in six regular-season games and two playoff contests with the Broncos in 2011 after being signed from Atlanta's practice squad midway through the year.
- Posted three special-teams stops for the Broncos in 2011 before seeing his first career action on defense in the postseason, contributing nine tackles in two games with the club.
- Spent the first 16 weeks of his 2010 rookie season on Atlanta's practice squad and was elevated to the Falcons' active roster for the last week of the year.
- Posted 222 career tackles at South Carolina State University and was named to the school's All-Decade Team.
- Joined the Broncos as a free agent from Atlanta's practice squad on Oct. 18, 2011.
- Entered the NFL with Atlanta as a college free agent on April 26, 2010.

CAREER TRANSACTIONS: Signed by Atlanta as a college free agent 4/26/10; Waived by Atlanta 9/4/10; Signed by Atlanta (practice squad) 9/5/10; Signed by Atlanta (active roster) 12/29/10; Waived by Atlanta 9/3/11; Signed by Atlanta (practice squad) 9/4/11; Signed by Denver 10/18/11.



2011: Bush spent the first six weeks of the season on Atlanta's practice squad before being signed to Denver's active roster and playing six games for the Broncos in the regular season and contributing three special-teams stops... Saw action on defense in Denver's two playoff games, totaling nine tackles (3 solo) to rank sixth on the club during the postseason.

2010: Bush entered the NFL with Atlanta as a college free agent on April 26 and spent the first 16 weeks of the season on the Falcons' practice squad before being elevated to the active roster on Dec. 29.

COLLEGE: Bush totaled 222 career tackles for South Carolina State University and was named to the school's All-Decade Team... Posted 54 tackles and contributed three touchdowns as a senior to rank fourth on the Bulldogs and earn Defensive MVP honors from the coaches.

PERSONAL: Bush attended Williston-Elko High School in Williston, S.C., where he compiled more than 3,500 rushing yards as a three-year starter at running back... Named all-state, all-region and all-area during all three seasons, highlighted by his 1,800-yard, 28-touchdown campaign as a junior... Rafael Bush was born on May 12, 1987, in Williston, S.C.

BUSH'S REGULAR SEASON RECORD

Year	Club	G	S	UT	A	TT	S-Yds.	I-Yds.	PD	FF	FR	TD-Int.	TD-FR	S	Pts.
2010	Atlanta	0	0	0	0	0	0-0	0-0	0	0	0	0	0	0	0
2011	Denver	6	0	0	0	0	0-0	0-0	0	0	0	0	0	0	0
CAREER TOTALS		6	0	0	0	0	0-0	0-0	0	0	0	0	0	0	0

ADDITIONAL STATISTICS: Special teams tackles — 2011 (3), TOTAL (3).

BUSH'S POSTSEASON RECORD

Year	Club	G	S	UT	A	TT	S-Yds.	I-Yds.	PD	FF	FR	TD-Int.	TD-FR	S	Pts.
2011	Denver	2	0	3	6	9	0-0	0-0	0	0	0	0	0	0	0
CAREER TOTALS		2	0	3	6	9	0-0	0-0	0	0	0	0	0	0	0

RAFAEL BUSH'S CAREER GAME-BY-GAME

(Victories asterisked)

2010 ATLANTA (13-3)		TACKLES									
Date	Opponent	P/S	UT	A	TT	S-Yds.	I-Yds.	PD	FF	FR	
Games 1-15											
Jan 2	vs. Carolina*										
Regular Season Totals			16/2	12	2	14	0-0	0-0	1	0	0
2011 DENVER (8-8)		TACKLES									
Date	Opponent	P/S	UT	A	TT	S-Yds.	I-Yds.	PD	FF	FR	
Games 6-10											
SIGNED BY DENVER FROM ATLANTA'S PRACTICE SQUAD ON OCT. 18											
INACTIVE											
Nov 27	at San Diego*	P	0	0	0	0-0	0-0	0	0	0	
Dec 4	at Minnesota*	P	0	0	0	0-0	0-0	0	0	0	
Dec 11	vs. Chicago*	P	0	0	0	0-0	0-0	0	0	0	
Dec 18	vs. New England	P	0	0	0	0-0	0-0	0	0	0	
Dec 24	at Buffalo	P	0	0	0	0-0	0-0	0	0	0	
Jan 1	vs. Kansas City	P	0	0	0	0-0	0-0	0	0	0	
Regular Season Totals			6/0	0	0	0	0-0	0-0	0	0	0
Jan 8	vs. Pittsburgh*§	P	1	0	1	0-0	0-0	0	0	0	
Jan 14	at New England†	P	2	6	8	0-0	0-0	0	0	0	
Postseason Totals			2/0	3	6	0-0	0-0	0	0	0	

§AFC Wild Card Game; †AFC Divisional Playoff Game



ANDRE CALDWELL

6-0 • 190 • 5TH YR. • FLORIDA

BORN: April 15, 1985, in Tampa, Fla.

HIGH SCHOOL: Thomas Jefferson High School, Tampa, Fla.

ACQUIRED: Unrestricted Free Agent, 2012

NFL YEAR: 5th • **YEAR WITH BRONCOS:** 1st

NFL GAMES PLAYED/STARTED: 51/14 • **POSTSEASON:** 1/1

WIDE RECEIVER



17

CALDWELL AT A GLANCE:

- A fifth-year wide receiver in his first year with Denver who played 51 games (14 starts) and totaled 124 receptions for 1,172 yards (9.5 avg.) with six touchdowns in his first four NFL seasons with Cincinnati.
- Averaged nearly 38 receptions per year over the last three seasons, highlighted by his 2009 campaign in which he played all 16 games (3 starts) and set career highs in catches (51), receiving yards (432) and touchdowns (3) for the AFC North-Champion Bengals.
- Played 53 career games at the University of Florida and left as the school's all-time leader in receptions (185), while ranking third in Gator annals in receiving yards (2,349).
- Younger brother of Reche Caldwell, who played six NFL seasons with San Diego (2002-05), New England (2006) and Washington (2007).
- Joined the Broncos as an unrestricted free agent on March 30, 2012.
- Selected by Cincinnati in the third round (97th overall) of the 2008 NFL Draft.

CAREER TRANSACTIONS: Signed by Cincinnati as a draft choice 7/27/08; Placed on injured reserve by Cincinnati 12/27/11; Signed by Denver as an unrestricted free agent 3/30/12.



2011: Caldwell played 13 games (2 starts) for the Bengals and totaled 37 receptions for 317 yards (8.6 avg.) and tied a career-high with three touchdowns... Posted multiple catches in 11-of-13 games played... Recorded the longest touchdown reception (49 yds.) of his career at Bal. (11/20)... Missed the Bengals' final three regular-season games and the postseason due to a hernia... Officially placed on injured reserve on Dec. 27.

2010: Caldwell saw action in 15 games, including a career-high five starts, and registered 25 receptions for 345 yards (13.8 avg.)... Totaled the three highest receiving yardage outputs of his career over the last three weeks of the season, averaging five receptions and 90 yards per game over that span... Set career-highs in catches (7) and receiving yards (94) in Cincinnati's season finale at Bal. (1/2).

2009: Caldwell played all 16 games (3 starts) for the first time in his career and tallied a career-best 51 receptions for 432 yards (8.5 avg.) with three touchdowns for the AFC North Champions... Returned 29 kickoffs for 539 yards (18.6 avg.)... Recorded two catches for 25 yards (12.5 avg.) in Cincinnati's AFC Wild Card Game vs. NYJ (1/9)... Produced multiple receptions in 15-of-17 games played, including the postseason.

2008: Selected by the Bengals in the third round (97th overall) of the 2008 NFL Draft, Caldwell played seven games (4 starts) as a rookie and caught 11 passes for 78 yards (7.1 avg.)... Returned 13 kickoffs for 338 yards (26.0 avg.)... Made his NFL debut vs. Pit. (10/19) and returned three kickoffs for 88 yards (29.3 avg.)... Made three receptions for 26 yards (8.7 avg.) in his first career start at Pit. (11/20).

COLLEGE: Caldwell played 53 games for the University of Florida and left as the school's all-time receptions leader (185), while ranking third all-time in receiving yards (2,349)... Accounted for 20 total touchdowns (16 receiving, 4 rushing)... Totaled 56 receptions for 761 yards (13.6 avg.) with seven touchdowns as a senior in 2007... Caught a touchdown pass in Florida's national title game victory over Ohio State to cap his junior campaign... Played all 13 games as a true freshman in 2003 and earned Southeastern Conference All-Freshman Team honors from *The Sporting News*.

PERSONAL: Caldwell attended Thomas Jefferson High School in Tampa, Fla., where he earned senior All-America honors from *Parade* and *SuperPrep* after scoring 38 touchdowns and leading his team to a 13-2 record and a berth in the state title game... Older brother, Reche Caldwell, played six seasons as a wide receiver in the NFL with San Diego, (2002-05), New England (2006) and Washington (2007)... Majored in sociology at Florida... Andre Caldwell, who is nicknamed 'Bubba,' was born on April 15, 1985, in Tampa, Fla.

CALDWELL'S REGULAR SEASON RECORD

Year	Club	RECEIVING								KICKOFF RETURNS					SCORING				
		G	S	No.	Yds.	Avg.	LG	TD	No.	Yds.	Avg.	LG	TD	TD	TDr	TDp	TDrt	2pt	Pts.
2008	Cincinnati	7	4	11	78	7.1	15	0	13	338	26.0	43	0	0	0	0	0	0	0
2009	Cincinnati	16	3	51	432	8.5	24	3	29	539	18.6	39	0	3	0	3	0	0	18
2010	Cincinnati	15	5	25	345	13.8	53	0	3	79	26.3	32	0	0	0	0	0	0	0
2011	Cincinnati	13	2	37	317	8.6	49	3	0	0	0.0	—	0	3	0	3	0	0	18
CAREER TOTALS		51	14	124	1,172	9.5	53	6	45	956	21.2	43	0	6	0	6	0	0	36

ADDITIONAL STATISTICS: Rushing — 2008 (5-53, 10.6 avg., 16 LG, 0 TD), 2009 (3-22, 7.3 avg., 15 LG, 0 TD), 2010 (1--2, -2.0 avg., -2 LG, 0 TD), TOTAL (9-73, 8.1 avg., 26 LG, 0 TD). Special teams tackles — 2008 (1), 2010 (2), 2011 (1), TOTAL (4). Returned a punt for 0 yards at N.Y. Jets (11/25/10).

CALDWELL'S POSTSEASON RECORD

Year	Club	RECEIVING								KICKOFF RETURNS					SCORING				
		G	S	No.	Yds.	Avg.	LG	TD	No.	Yds.	Avg.	LG	TD	TD	TDr	TDp	TDrt	2pt	Pts.
2009	Cincinnati	1	1	2	25	12.5	13	0	0	0	0.0	—	0	0	0	0	0	0	0
CAREER TOTALS		1	1	2	25	12.5	13	0	0	0	0.0	—	0	0	0	0	0	0	0

CALDWELL'S SINGLE GAME HIGHS

(Postseason in parentheses)

Receptions — 7 at Baltimore, 1/2/11 (2 vs. N.Y. Jets 1/9/10). **Receiving yards** — 94 at Baltimore, 1/2/11 (25 vs. N.Y. Jets, 1/9/10). **Longest reception** — 53 vs. Cleveland, 12/19/10 (13 vs. N.Y. Jets, 1/9/10). **Receiving touchdowns** — 1, six times, last at Baltimore, 11/20/11 (none). **Kick returns** — 6 at Indianapolis, 12/7/08 (none). **Kick return yards** — 154 at Indianapolis, 12/7/08 (none). **Longest kick return** — 43 vs. Baltimore, 11/30/08 (none). **Kick return touchdowns** — None (none).

DID YOU KNOW?

Running back Terrell Davis finished his NFL career (1995-2002) with the Broncos averaging 97.5 rushing yards per game in the regular season, marking the third-highest such total in NFL history among players who have appeared in at least 75 games. Only Pro Football Hall of Fame members Jim Brown (104.3 ypg.) and Barry Sanders (99.8 ypg.) averaged more rushing yards per game than Davis.

ANDRE CALDWELL'S CAREER GAME-BY-GAME

(Victories asterisked)

2008 CINCINNATI (4-11-1)														
		RECEIVING						KICK RETURNS					SCORING	
Date	Opponent	P/S	No.	Yds.	Avg.	LG	TD	No.	Yds.	Avg.	LG	TD	2pt.	Pts.
Sep 7	at Baltimore					INACTIVE								
Sep 14	vs. Tennessee					INACTIVE								
Sep 21	at N.Y. Giants					DID NOT PLAY								
Sep 28	vs. Cleveland					INACTIVE								
Oct 5	at Dallas					INACTIVE								
Oct 12	at N.Y. Jets					INACTIVE								
Oct 19	vs. Pittsburgh	P	0	0	0.0	—	0	3	88	29.3	36	0	0	0
Oct 26	at Houston					INACTIVE								
Nov 2	vs. Jacksonville*					INACTIVE								
Nov 16	vs. Philadelphia					INACTIVE								
Nov 20	at Pittsburgh	S	3	26	8.7	15	0	0	0	0.0	—	0	0	0
Nov 30	vs. Baltimore	P	0	0	0.0	—	0	2	57	28.5	43	0	0	0
Dec 7	at Indianapolis	S	1	6	6.0	6	0	6	158	26.3	31	0	0	0
Dec 14	vs. Washington*	P	1	4	4.0	4	0	1	18	18.0	18	0	0	0
Dec 21	at Cleveland*	S	1	8	8.8	8	0	0	0	0.0	—	0	0	0
Dec 28	vs. Kansas City*	S	5	34	6.8	13	0	1	17	17.0	17	0	0	0
Regular Season Totals		7/4	11	78	7.1	15	0	13	338	26.0	43	0	0	0
2009 CINCINNATI (10-6)														
		RECEIVING						KICK RETURNS					SCORING	
Date	Opponent	P/S	No.	Yds.	Avg.	LG	TD	No.	Yds.	Avg.	LG	TD	2pt.	Pts.
Sep 13	vs. Denver	P	6	54	9.0	14	0	2	48	24.0	29	0	0	0
Sep 20	at Green Bay*	P	2	16	8.0	8	0	3	67	22.3	29	0	0	0
Sep 27	vs. Pittsburgh*	P	6	52	8.7	14	1	5	104	20.8	39	0	0	6
Oct 4	at Cleveland*	P	2	26	13.0	24	0	4	71	17.8	21	0	0	0
Oct 11	at Baltimore*	P	2	33	16.5	20t	1	3	56	18.7	33	0	0	6
Oct 18	vs. Houston	P	6	57	9.5	14	0	5	85	17.0	32	0	0	0
Oct 25	vs. Chicago*	P	2	19	9.5	12	0	2	35	17.5	19	0	0	0
Nov 8	vs. Baltimore*	P	3	15	5.0	9	1	2	17	8.5	16	0	0	6
Nov 15	at Pittsburgh*	S	4	23	5.8	8	0	0	0	0.0	—	0	0	0
Nov 22	at Oakland	P	3	35	11.7	17	0	2	40	20.0	22	0	0	0
Nov 29	vs. Cleveland*	P	3	33	11.0	13	0	0	0	0.0	—	0	0	0
Dec 6	vs. Detroit*	P	0	0	0.0	—	0	1	16	16.0	16	0	0	0
Dec 13	at Minnesota	P	4	25	6.3	7	0	0	0	0.0	—	0	0	0
Dec 20	at San Diego	S	5	22	4.4	16	0	0	0	0.0	—	0	0	0
Dec 27	vs. Kansas City*	P	3	22	7.3	9	0	0	0	0.0	—	0	0	0
Jan 3	at N.Y. Jets	S	0	0	0.0	—	0	0	0	0.0	—	0	0	0
Regular Season Totals		16/3	51	432	8.5	24	3	29	539	18.6	39	0	0	18
Jan 9	vs. N.Y. Jets§	S	2	25	12.5	13	0	0	0	0.0	—	0	0	0
Postseason Totals		1/1	2	25	12.5	13	0	0	0	0.0	—	0	0	0
§AFC Wild Card Game														
2010 CINCINNATI (4-12)														
		RECEIVING						KICK RETURNS					SCORING	
Date	Opponent	P/S	No.	Yds.	Avg.	LG	TD	No.	Yds.	Avg.	LG	TD	2pt.	Pts.
Sep 12	at New England					INACTIVE								
Sep 19	vs. Baltimore*	P	0	0	0.0	—	0	0	0	0.0	—	0	0	0
Sep 26	at Carolina*	P	1	8	8.0	8	0	0	0	0.0	—	0	0	0
Oct 3	at Cleveland	P	3	15	5.0	7	0	0	0	0.0	—	0	0	0
Oct 10	vs. Tampa Bay	S	4	33	8.3	19	0	0	0	0.0	—	0	0	0
Oct 24	at Atlanta	P	1	10	10.0	10	0	0	0	0.0	—	0	0	0
Oct 31	vs. Miami	S	0	0	0.0	—	0	0	0	0.0	—	0	0	0
Nov 8	vs. Pittsburgh	P	0	0	0.0	—	0	0	0	0.0	—	0	0	0
Nov 14	at Indianapolis	P	0	0	0.0	—	0	0	0	0.0	—	0	0	0
Nov 21	vs. Buffalo	P	1	9	9.9	9	0	3	79	26.3	32	0	0	0
Nov 25	at N.Y. Jets	P	0	0	0.0	—	0	0	0	0.0	—	0	0	0
Dec 5	vs. New Orleans	P	0	0	0.0	—	0	0	0	0.0	—	0	0	0
Dec 12	at Pittsburgh	P	0	0	0.0	—	0	0	0	0.0	—	0	0	0
Dec 19	vs. Cleveland*	S	4	89	22.3	53	0	0	0	0.0	—	0	0	0
Dec 26	vs. San Diego*	S	4	87	21.8	44	0	0	0	0.0	—	0	0	0
Jan 2	at Baltimore	S	7	94	13.4	39	0	0	0	0.0	—	0	0	0
Regular Season Totals		15/5	25	345	13.8	53	0	3	79	26.3	32	0	0	0
2011 CINCINNATI (9-7)														
		RECEIVING						KICK RETURNS					SCORING	
Date	Opponent	P/S	No.	Yds.	Avg.	LG	TD	No.	Yds.	Avg.	LG	TD	2pt.	Pts.
Sep 11	at Cleveland*	P	0	0	0.0	—	0	0	0	0.0	—	0	0	0
Sep 18	at Denver	P	3	27	9.0	10t	1	0	0	0.0	—	0	0	6
Sep 25	vs. San Francisco	S	6	53	8.8	14	0	0	0	0.0	—	0	0	0
Oct 2	vs. Buffalo*	P	2	17	8.5	9	0	0	0	0.0	—	0	0	0
Oct 9	at Jacksonville*	P	2	13	6.5	8	0	0	0	0.0	—	0	0	0
Oct 16	vs. Indianapolis*	P	4	32	8.0	14	0	0	0	0.0	—	0	0	0
Oct 30	at Seattle*	P	4	31	7.8	10	0	0	0	0.0	—	0	0	0
Nov 6	at Tennessee*	P	5	22	4.4	7	1	0	0	0.0	—	0	0	6
Nov 13	vs. Pittsburgh	P	3	25	8.3	11	0	0	0	0.0	—	0	0	0
Nov 20	at Baltimore	S	3	63	21.0	49t	1	0	0	0.0	—	0	0	6
Nov 27	vs. Cleveland*	P	3	24	8.0	16	0	0	0	0.0	—	0	0	0
Dec 4	at Pittsburgh	P	0	0	0.0	—	0	0	0	0.0	—	0	0	0
Dec 11	vs. Houston	P	2	10	5.0	8	0	0	0	0.0	—	0	0	0
Dec 18	at St. Louis*					INACTIVE								
Dec 24	vs. Arizona*					INACTIVE								
PLACED ON INJURED RESERVE ON DEC. 27														
Regular Season Totals		13/2	37	317	8.6	49t	3	0	0	0.0	—	0	0	18



QUINTON CARTER

6-1 • 200 • 2ND YR. • OKLAHOMA

BORN: July 20, 1988, in Las Vegas, Nev.

HIGH SCHOOL: Cheyenne High School, Las Vegas, Nev.

ACQUIRED: Draft #4a (108th overall), 2011

NFL YEAR: 2nd • **YEAR WITH BRONCOS:** 2nd

NFL GAMES PLAYED/STARTED: 16/10 • **POSTSEASON:** 2/2

SAFETY



28

CARTER AT A GLANCE:

- A second-year safety who played all 16 regular-season games and both playoff contests while combining for 12 starts during his rookie campaign in 2011.
- Played both free safety and strong safety as a rookie while tying for third among Denver's defensive backs with 49 tackles (41 solo).
- Recorded an interception in consecutive playoff games during the 2011 postseason to become one of just nine rookies in the Super Bowl era to accomplish that feat.
- Earned consensus All-America honors and first-team All-Big 12 Conference recognition following his senior season at the University of Oklahoma in 2010.
- Played 44 career games (29 starts), opening every contest for Oklahoma during his final two seasons and contributing 184 tackles (110 solo) and eight interceptions (62 yds.) during that span.
- Recognized for his community involvement by being named to the Allstate AFCA Good Works Team in 2010 and receiving the Wooden Citizenship Cup in 2011.
- Selected by the Broncos in the fourth round (108th overall) of the 2011 NFL Draft.

CAREER TRANSACTIONS: Signed by Denver as a draft choice 7/27/11.



2011: Selected by the Broncos in the fourth round (108th overall) of the 2011 NFL Draft, Carter played all 16 games as a rookie, opening eight contests at free safety and two others at strong safety, while contributing 49 tackles (41 solo) and one sack (4 yds.) on defense and seven tackles on special teams... Started both postseason games for Denver, totaling a combined 10 tackles (6 solo) and recording an interception in each to become just the ninth rookie in the Super Bowl era to post an interception in consecutive playoff contests.

COLLEGE: Carter totaled 221 tackles (131 solo), eight interceptions (62 yds.), 21 passes defended and two fumble recoveries in 44 career games (29 starts) at the University of Oklahoma... Named a consensus All-America selection and a first-team All-Big 12 Conference honoree following his senior season after posting 96 tackles, four interceptions (38 yds.) and 10 passes defended... Selected as one of eight national semifinalists for the Lott IMPACT Trophy (college player with biggest impact on team) in 2010... Earned second-team All-Big 12 accolades as a junior after finishing second on the Sooners with 88 tackles (51 solo) to go along with four interceptions (24 yds.) and nine passes defended.

PERSONAL: Carter attended Cheyenne High School in Las Vegas, Nev., where he was named to the *Las Vegas Sun's* 2000s All-Decade Team as a defensive back... Named to the Allstate American Football Coaches Association Good Works Team in 2010 and was the recipient of the Wooden Citizenship Cup in 2011 in recognition for his community service and character... Founded the non-profit SOUL Organization (Serving Others through Unity and Leadership) during his sophomore year at Oklahoma, which includes a football camp that integrates classroom work and lectures about the value of education, eating right and making smart decisions... Volunteered time for KinderCare, teaching basic reading and writing skills to children, as well as the Oklahoma City Marathon, the University Center for Student Advancement and the OU Black Graduate Student Association... Graduated from Oklahoma with a degree in sociology and a minor in nonprofit-organization studies... Quinton Carter was born on July 20, 1988, in Las Vegas.

CARTER POSTS INTERCEPTIONS IN BACK-TO-BACK PLAYOFF GAMES

Carter recorded an interception in each of Denver's playoff contests during the 2011 season to become just the ninth rookie in the Super Bowl era to post an interception in consecutive postseason games.

LAST FIVE NFL ROOKIES TO RECORD AN INTERCEPTION IN CONSECUTIVE PLAYOFF GAMES

Player	Team	Season
Quinton Carter	Denver	2011
Domonique Rodgers-Cromartie	Arizona	2008
Antoine Bethea	Indianapolis	2006
Ricky Manning	Carolina	2003
Najee Mustafaa	Minnesota	1987

CARTER'S REGULAR SEASON RECORD

Year	Club	G	S	UT	A	TT	S-Yds.	I-Yds.	PD	FF	FR	TD-Int.	TD-FR	S	Pts.
2011	Denver	16	10	41	8	49	1-4	0-0	0	0	0	0	0	0	0
CAREER TOTALS		16	10	41	8	49	1-4	0-0	0	0	0	0	0	0	0

ADDITIONAL STATISTICS: Special teams tackles — 2011 (7), TOTAL (7).

CARTER'S POSTSEASON RECORD

Year	Club	G	S	UT	A	TT	S-Yds.	I-Yds.	PD	FF	FR	TD-Int.	TD-FR	S	Pts.
2011	Denver	2	2	6	4	10	0-0	2-26	2	0	0	0	0	0	0
CAREER TOTALS		2	2	6	4	10	0-0	2-26	2	0	0	0	0	0	0

CARTER'S SINGLE-GAME HIGHS

(Postseason in parentheses)


Tackles — 8 at Oakland, 11/6/11 (5, twice, last at New England, 1/14/12). **Interceptions** — None (1, twice, last at New England, 1/14/12). **Interception return yards** — None (17 at New England, 1/14/12). **Passes Defended** — None (1, twice, last at New England, 1/14/12). **Sacks** — 1 vs. New England, 12/18/11 (none). **Sack yards** — 4 vs. New England, 12/18/11 (none).

QUINTON CARTER'S CAREER GAME-BY-GAME

(Victories asterisked)

2011 DENVER (8-8)		TACKLES													
Date	Opponent	P/S	UT	A	TT	S-Yds.	I-Yds.	PD	FF	FR					
Sep 12	vs. Oakland	P	0	0	0	0-0	0-0	0	0	0					
Sep 18	vs. Cincinnati*	P	0	0	0	0-0	0-0	0	0	0					
Sep 25	at Tennessee	P	0	0	0	0-0	0-0	0	0	0					
Oct 2	at Green Bay	P	2	0	2	0-0	0-0	0	0	0					
Oct 9	vs. San Diego	P	5	0	5	0-0	0-0	0	0	0					
Oct 23	at Miami*	S	2	0	2	0-0	0-0	0	0	0					
Oct 30	vs. Detroit	S	3	0	3	0-0	0-0	0	0	0					
Nov 6	at Oakland*	P	7	1	8	0-0	0-0	0	0	0					
Nov 13	at Kansas City*	S	2	1	3	0-0	0-0	0	0	0					
Nov 17	vs. N.Y. Jets*	S	3	0	3	0-0	0-0	0	0	0					
Nov 27	at San Diego*	S	3	3	6	0-0	0-0	0	0	0					
Dec 4	at Minnesota*	S	3	0	3	0-0	0-0	0	0	0					
Dec 11	vs. Chicago*	S	2	0	2	0-0	0-0	0	0	0					
Dec 18	vs. New England	S	5	2	7	1-4	0-0	0	0	0					
Dec 24	at Buffalo	S	2	0	2	0-0	0-0	0	0	0					
Jan 1	vs. Kansas City	S	2	1	3	0-0	0-0	0	0	0					
Regular Season Totals			16/10	41	8	49	1-4	0-0	0	0					
Jan 8	vs. Pittsburgh* ^S	S	5	0	5	0-0	1-9	1	0	0					
Jan 14	at New England†	S	1	4	5	0-0	1-17	1	0	0					
Postseason Totals			2/2	6	4	10	0-0	2-26	2	0					

^SAFC Wild Card Game; [†]AFC Divisional Playoff Game



TONY CARTER

5-9 • 175 • 4TH YR. • FLORIDA STATE

BORN: May 24, 1986, in Jacksonville, Fla.


HIGH SCHOOL: Mandarin High School, Jacksonville, Fla.

ACQUIRED: Free Agent, 2011

NFL YEAR: 4th • **YEAR WITH BRONCOS:** 3rd

NFL GAMES PLAYED/STARTED: 7/1 • **POSTSEASON:** 2/0

CORNERBACK



32

CARTER AT A GLANCE

- A fourth-year cornerback who has spent two of his three NFL seasons with the Broncos after originally signing with the club as a college free agent in 2009.
- Saw action in three regular-season contests and both playoff games for Denver in 2011 after spending a portion of the year on the team's practice squad.
- Spent the first 13 games of the 2010 season on New England's practice squad before being promoted to the Patriots' active roster for the final three weeks.
- Competed on Denver's practice squad for the first 14 weeks of his rookie year in 2009 before spending the final three weeks of the season on its active roster, playing in two games (1 start) for the club.
- Started 33 consecutive games to finish his career at Florida State University, where he opened all 50 games played for his collegiate career.

- Received second-team All-Atlantic Coast Conference honors as a 13-game starter for the Seminoles as a senior.
- Joined the Broncos as a free agent on Nov. 30, 2011.
- Entered the NFL with Denver as a college free agent on April 27, 2009.

CAREER TRANSACTIONS: Signed by Denver as a college free agent 4/27/09; Waived by Denver 9/5/09; Signed by Denver (practice squad) 9/6/09; Signed by Denver (active roster) 12/19/09; Waived/injured by Denver 8/23/10; Signed by New England (practice squad) 9/7/10; Signed by New England (active roster) 12/18/10; Waived by New England 7/29/11; Signed by Minnesota 8/11/11; Waived by Minnesota 9/3/11; Signed by Denver (practice squad) 11/30/11; Signed by Denver (active roster) 12/13/11.



2011: Carter played in Denver's final three regular-season games and both playoff contests after spending two weeks on the club's practice squad... Signed to the practice squad on Nov. 30... Contributed a special-teams tackle in Denver's AFC Divisional Playoff Game at N.E. (1/14).

2010: Carter was signed to New England's practice squad on Sept. 7 after being waived/injured by Denver on Aug. 23... Spent the first 13 games of the season on the Patriots' practice squad before being promoted to the active roster on Dec. 18... Played two games and contributed one solo tackle on the year.

2009: Carter, who entered the NFL with the Broncos as a college free agent on April 27, played two games (1 start) for the club as a rookie, registering one solo tackle, one pass breakup and one fumble recovery... Added two stops on special teams... Joined defensive lineman Chris Baker and punter Britton Colquitt as one of three college free agents to play for Denver as a rookie in 2009... Spent the first 14 weeks of the year on Denver's practice squad before he was signed to its active roster on Dec. 19... Made his NFL debut vs. Oak. (12/20) and recorded one solo tackle, one pass breakup, one fumble recovery and one special-teams stop... Started his first career game at Phi. (12/27) and had one special-teams tackle in that contest.

COLLEGE: Carter started all 50 career games he played at Florida State University and totaled 139 tackles (104 solo), nine interceptions (173 yds.) and 26 pass breakups... Returned three interceptions and one fumble for touchdowns... Added nine career punt returns for 132 yards (14.7 avg.) with one touchdown... Started 33 consecutive games to end his collegiate career... Started all 13 games for FSU as a senior in 2008, earning second-team All-Atlantic Coast Conference honors... Became the first player in Florida State history to return a blocked extra point and a blocked field goal for scores in the same game when he accomplished the feat as a sophomore against Clemson (9/16/06)... Named second-team freshman All-America and freshman All-ACC as a red-shirt freshman in 2005, registering a team-high 12 pass breakups while starting all 13 games.

PERSONAL: Carter attended Mandarin High School in Jacksonville, Fla., where he was rated the No. 2 cornerback in the nation by Rivals.com and also saw time at quarterback and wide receiver... Father, Tony Sr., played basketball at Florida State... Received a bachelor's degree in social science from Florida State... Tony Carter was born on May 24, 1986, in Jacksonville, Fla.

CARTER'S REGULAR SEASON RECORD

Year	Club	G	S	UT	A	TT	S-Yds.	I-Yds.	PBU	FF	FR	TD-Int.	TD-FR	S	Pts.
2009	Denver	2	1	1	0	1	0-0	0-0	1	0	1	0	0	0	0
2010	New England	2	0	1	0	1	0-0	0-0	0	0	0	0	0	0	0
2011	Denver	3	0	0	0	0	0-0	0-0	0	0	0	0	0	0	0
CAREER TOTALS		7	1	2	0	2	0-0	0-0	1	0	1	0	0	0	0

ADDITIONAL STATISTICS: Special teams tackles — 2009 (2), TOTAL (2).

CARTER'S POSTSEASON RECORD

Year	Club	G	S	UT	A	TT	S-Yds.	I-Yds.	PBU	FF	FR	TD-Int.	TD-FR	S	Pts.
2011	Denver	2	0	0	0	0	0-0	0-0	0	0	0	0	0	0	0
CAREER TOTALS		2	0	0	0	0	0-0	0-0	0	0	0	0	0	0	0

ADDITIONAL STATISTICS: Special teams tackles — 2011 (1), TOTAL (1).


TONY CARTER'S CAREER GAME-BY-GAME

(Victories asterisked)

2009 DENVER (8-8)		TACKLES									
Date	Opponent	P/S	UT	A	TT	S-Yds.	I-Yds.	PBU	FF	FR	
Games 1-13											
Dec 20	vs. Oakland	P	1	0	1	0-0	0-0	1	0	1	
Dec 27	at Philadelphia	S	0	0	0	0-0	0-0	0	0	0	
Jan 3	vs. Kansas City										
INACTIVE											
Regular Season Totals		2/1	1	0	1	0-0	0-0	1	0	1	
2010 NEW ENGLAND (14-2)		TACKLES									
Date	Opponent	P/S	UT	A	TT	S-Yds.	I-Yds.	PBU	FF	FR	
Games 1-13											
Dec 20	vs. Oakland	P	0	0	0	0-0	0-0	0	0	0	
Dec 27	at Philadelphia										
Jan 3	vs. Kansas City	P	1	0	1	0-0	0-0	0	0	0	
DID NOT PLAY											
Regular Season Totals		2/0	1	0	1	0-0	0-0	0	0	0	

2011 DENVER (8-8)		TACKLES								
Date	Opponent	P/S	UT	A	TT	S-Yds.	I-Yds	PD	FF	FR
Games 1-11		NOT WITH TEAM								
Games 12-13		PRACTICE SQUAD								
Dec 18	vs. New England	P	0	0	0	0-0	0-0	0	0	0
Dec 24	at Buffalo	P	0	0	0	0-0	0-0	0	0	0
Jan 1	vs. Kansas City	P	0	0	0	0-0	0-0	0	0	0
Regular Season Totals		3/0	0	0	0	0-0	0-0	0	0	0
Jan 8	vs. Pittsburgh*§	P	0	0	0	0-0	0-0	0	0	0
Jan 14	at New England†	P	0	0	0	0-0	0-0	0	0	0
Postseason Totals		2/0	0	0	0	0-0	0-0	0	0	0
SAFC Wild Card Game; †AFC Divisional Playoff Game										

§AFC Wild Card Game; †AFC Divisional Playoff Game



RYAN CLADY

6-6 • 315 • 5TH YR. • BOISE STATE

BORN: Sept. 6, 1986, in Long Beach, Calif.


HIGH SCHOOL: Eisenhower High School, Rialto, Calif.

ACQUIRED: Draft #1 (12th overall), 2008

NFL YEAR: 5th • **YEAR WITH BRONCOS:** 5th

NFL GAMES PLAYED/STARTED: 64/64 • **POSTSEASON:** 2/2

OFFENSIVE TACKLE



78

CLADY AT A GLANCE:

- A fifth-year offensive tackle who is one of just five offensive linemen in NFL history to start every game (64) and make multiple Pro Bowls (2) during his first four seasons.
- Joined by cornerback Brandon Carr and quarterback Joe Flacco as the only players from the 2008 draft class to start every game during the last four years.
- Selected to his second career Pro Bowl in 2011 after helping Denver lead the NFL with a team-record 164.5 yards per game on the ground.
- Named Denver's recipient of the Ed Block Courage Award in 2010 after recovering from an off-season knee injury to start all 16 games.
- Earned All-Pro recognition from the Associated Press during each of his first two seasons with the Broncos.
- Named a first-team All-Pro by the Associated Press in 2009, making him only the fifth tackle since the 1970 NFL merger to earn that distinction by his second professional season.
- Became just the 11th tackle in NFL history to receive Pro Bowl honors by his second season in 2009 when he was voted a starter for the league's all-star contest.
- Did not allow a full sack in his first 20 starts according to Stats Inc., marking the longest such streak by a tackle to begin his career since at least 1994.
- Earned second-team All-Pro honors (Associated Press) while finishing third in NFL Offensive Rookie of the Year voting in 2008 after helping Denver tie for first in the NFL in fewest sacks allowed (12) and rank second in the league in yards per game (395.8).
- Became the first offensive lineman to be named Diet Pepsi NFL Rookie of the Week in the five-year history of the award for his play vs. Kansas City (12/7/08).
- Started 37 of his 39 career games played at Boise State University, where he earned first-team All-Western Athletic Conference honors during his final two seasons and was part of its undefeated team (13-0) in 2006.
- Selected by the Broncos in the first round (12th overall) of the 2008 NFL Draft.

CAREER TRANSACTIONS: Signed by Denver as a draft choice 7/25/08.

CLADY IN RARE TERRITORY

OFFENSIVE LINEMEN TO START EVERY GAME AND MAKE MULTIPLE PRO BOWLS DURING FIRST FOUR NFL SEASONS

Player	Pos.	Years	Pro Bowls
Ryan Clady, Den.	T	2008-11	2
Joe Thomas, Cle.	T	2007-10	4
Nick Mangold, NYJ	C	2006-09	2
Mike Kenn, Atl.	T	1978-81	2
Joe DeLamielleure, Buf.	G	1973-76	2

CLADY OFF TO A GREAT START

TACKLES TO RECEIVE FIRST-TEAM AP ALL-PRO HONORS BY SECOND YEAR, NFL, SINCE 1970 MERGER

Player	Year	Exp.	Position
Ryan Clady, Den.	2009	2nd	Left Tackle
Jammal Brown, N.O.	2006	2nd	Left Tackle
Jonathan Ogden, Bal.	1997	2nd	Left Tackle
Willie Roaf, N.O.	1994	2nd	Left Tackle
Anthony Muñoz, Cin.	1981	2nd	Left Tackle



2011: Clady opened all 16 regular-season games for the fourth consecutive season to begin his career and earned his second Pro Bowl selection... Opened both of Denver's postseason contests... Helped the Broncos lead the NFL in rushing, setting a franchise record with 164.5 yards per game on the ground.

2010: Clady recovered from an offseason knee injury to start all 16 games for Denver and run his consecutive games started streak to 48 contests to begin his career... Named the Broncos' recipient of the Ed Block Courage Award for his heart and determination in rehabbing from his patella tendon injury.

2009: Clady earned the first Pro Bowl selection (starter) of his NFL career and was a consensus All-Pro, starting all 16 games at left tackle for the Broncos and not missing a snap for the second consecutive year... Became only the fifth tackle since the 1970 NFL merger to be named a first-team Associated Press All-Pro by his second professional season... Became just the 11th tackle in NFL history to earn Pro Bowl honors by his second professional season... Joined Gary Zimmerman (1995-97) and Tony Jones (1998) as one of three tackles in Denver history to receive Pro Bowl honors... Also picked up All-Pro recognition from *Pro Football Weekly*/PFWA, *The Sporting News* and ESPN.com... Named to the inaugural USA Football/NFLPA All-Fundamentals Team... Did not give up a full sack in Denver's first four games, extending his streak without giving up a full sack to his first 20 career starts to mark the longest such streak by a tackle to begin his career since at least 1994 (Stats Inc.)... Penalized only once for holding on the year.

2008: Selected by the Broncos in the first round (12th overall) of the 2008 NFL Draft, Clady started all 16 games and played every offensive snap for Denver at left tackle as a rookie... Named a second-team All-Pro by the Associated Press... Finished third in the Associated Press' NFL Offensive Rookie of the Year voting and received all-rookie honors from *Pro Football Weekly*/PFWA and *The Sporting News*... Also named All-AFC by *Pro Football Weekly*/PFWA and All-Joe by *USA Today*... Became the first offensive lineman to be named Diet Pepsi NFL Rookie of the Week in the five-year history of the award for his play vs. K.C. (12/7)... Credited with allowing the fewest sacks (0.5) among all 16-game starting tackles in the NFL according to Stats Inc.... Called for just three penalties (2 false start, 1 holding) on the year... One of three rookies in the NFL to start every game at left tackle, joining Jake Long (Miami) and Duane Brown (Houston)... Helped Denver tie for first in the league in sacks allowed with a franchise record-low 12 and rank second in the league in total offense (395.8 ypg.)... Blocked for a Denver offense that ranked third in the NFL in yards per rush (4.8) despite placing a league-high seven running backs on injured reserve.

COLLEGE: Clady played 39 career games (37 starts) in three seasons at Boise State University, where he earned first-team All-Western Athletic Conference honors during his final two years at left tackle... Received first-team All-America honors from the American Football Coaches Association and *The Sporting News* while earning second-team recognition from the Walter Camp Football Foundation as a junior... Helped Boise State become the only undefeated major college football team in the country (13-0) en route to a final ranking of No. 5 (Associated Press) after its Fiesta Bowl win against Oklahoma in 2006... Started at right tackle as a redshirt freshman after competing along the defensive line on Boise State's scout team as a true freshman.

PERSONAL: Clady received first-team All-Citrus Belt League honors as well as first-team all-county and All-CIF recognition as a defensive lineman at Eisenhower High School in Rialto, Calif.... Registered 60 tackles, five sacks and one fumble recovery as a senior... Brother, Chris, lettered as a defensive lineman at Colorado State University-Pueblo in 2009... Majored in communications at Boise State... Is the son of Ross Clady... Ryan Clady was born on Sept. 6, 1986, in Long Beach, Calif.


CLADY'S REGULAR SEASON RECORD

Year	Club	G	S
2008	Denver	16	16
2009	Denver	16	16
2010	Denver	16	16
2011	Denver	16	16
CAREER TOTALS		64	64

ADDITIONAL STATISTICS: Miscellaneous tackles — 2008 (1), 2010 (1), 2011 (1), TOTAL (3).

CLADY'S POSTSEASON RECORD

Year	Club	G	S
2011	Denver	2	2
CAREER TOTALS		2	2



CHRIS CLARK

6-5 • 305 • 3RD YR. • SO. MISSISSIPPI

BORN: Oct. 1, 1985, in New Orleans, La.


HIGH SCHOOL: McDonogh 35 High School, New Orleans, La.

ACQUIRED: Waivers (Minnesota), 2010

NFL YEAR: 3rd • **YEAR WITH BRONCOS:** 3rd

NFL GAMES PLAYED/STARTED: 24/6 • **POSTSEASON:** 2/0

OFFENSIVE TACKLE



75

CLARK AT A GLANCE:

- A third-year offensive tackle who has played 24 regular-season games (6 starts) in two seasons with Denver seeing time on special teams and as a blocking tight end/eligible tackle on offense.
- Spent the 2008 and 2009 seasons on Minnesota's practice squad after competing in Tampa Bay's training camp as a rookie in '08.
- Started every game at left tackle during his final three seasons at the University of Southern Mississippi, earning All-Conference USA recognition following his senior year.
- Played in the New Orleans High School All-Star Game and was named an All-District offensive guard as a senior at McDonogh 35 High School in New Orleans.
- Assigned to the Broncos via waivers from Minnesota on Sept. 5, 2010.
- Entered the NFL with Tampa Bay as a college free agent on May 2, 2008.

CAREER TRANSACTIONS: Signed by Tampa Bay as a college free agent 5/2/08; Waived by Tampa Bay 8/30/08; Signed by Minnesota (practice squad) 9/10/08; Signed by Minnesota to a future contract 1/7/09; Waived by Minnesota 9/5/09; Signed by Minnesota (practice squad) 9/7/09; Signed by Minnesota to a future contract 1/25/10; Waived by Minnesota 9/4/10; Claimed off waivers by Denver 9/5/10.



2011: Clark played all 16 regular-season games (6 starts) and both playoff contests for Denver, seeing time on special teams and as an extra blocking tight end on offense.

2010: Clark played in Denver's final eight games (0 starts) after being assigned to the Broncos off waivers from Minnesota on Sept. 5... Played primarily on special teams and on Denver's goal-line and short-yardage packages... Made his NFL debut vs. K.C. (11/14), lining up as an eligible tackle on quarterback Tim Tebow's 1-yard touchdown run in the second quarter.

2009: Clark spent the 2009 season on Minnesota's practice squad.

2008: Clark, who entered the NFL as a college free agent with Tampa Bay on May 2, competed with the Buccaneers during training camp before being waived and spending his rookie season on Minnesota's practice squad.

COLLEGE: Clark played 48 games (39 starts) at the University of Southern Mississippi, opening every contest during his final three seasons at left tackle (30 starts) and left guard (9 starts)... Earned All-Conference USA honors following his junior and senior seasons as the Golden Eagles posted more than 2,000 rushing yards in both campaigns... Named to the Conference USA All-Freshman Team in 2004.

PERSONAL: Clark received all-district distinction at offensive guard and played in the 2002 New Orleans High School All-Star Game following his senior season at McDonogh 35 High School in New Orleans, La.... Won district and regional titles in shot put and discus as a prep senior... Chris Clark was born on Oct. 1, 1985, in New Orleans, La.


CLARK'S REGULAR SEASON RECORD

Year	Club	G	S
2008	Minnesota	PRACTICE SQUAD	
2009	Minnesota	PRACTICE SQUAD	
2010	Denver	8	0
2011	Denver	16	6
CAREER TOTALS		24	6

ADDITIONAL STATISTICS: Miscellaneous tackles — 2011 (1), TOTAL (1).

CLARK'S POSTSEASON RECORD

Year	Club	G	S
2011	Denver	2	0
CAREER TOTALS		2	0



BRITTON COLQUITT

6-3 • 205 • 4TH YR. • TENNESSEE

BORN: March 20, 1985, in Knoxville, Tenn.


HIGH SCHOOL: Bearden High School, Knoxville, Tenn.

ACQUIRED: Practice-Squad Signee (Miami), 2009

NFL YEAR: 4th • YEAR WITH BRONCOS: 4th

NFL GAMES PLAYED/STARTED: 32/0 • POSTSEASON: 2/0

PUNTER



4

COLQUITT AT A GLANCE:

- A fourth-year punter who is the franchise career leader in gross (46.1) and net (38.5) punting average (min. 100 punts).
- Turned in the most productive season by a punter in team history in 2011, setting Broncos single-season records in both gross (47.4) and net (40.2) punting average.
- Became just the third player in NFL history to post a 50-yard gross average and a 43-yard net average during a single month (min. 20 att.) when he averaged 50.3 gross yards and 43.5 net yards per punt in October 2011.
- Tied for the NFL lead with six games grossing 50 or more yards in 2010, while posting the 10th-highest gross punting average (44.6) in team annals.
- Punted five times for 281 yards at Arizona (12/12/10) to mark the highest single-game average (56.2) for a road game in franchise history.
- Completed brief stints on the Broncos' active roster and Miami's practice squad as a rookie in 2009.
- Joined by Kansas City's Dustin Colquitt as the first pair of brothers to punt in the NFL at the same time since 1941 (George and Wes McAfee).
- Averaged 42.6 yards on 209 career punts at the University of Tennessee, where he was a two-time All-Southeastern Conference selection and also handled kickoff duties.
- Entered the NFL with Denver as a college free agent on April 27, 2009.

CAREER TRANSACTIONS: Signed by Denver as a college free agent 4/27/09; Waived by Denver 9/1/09; Signed by Miami (practice squad) 12/22/09; Signed by Denver (active roster) 12/30/09.



2011: Colquitt set franchise single-season records for gross (47.4) and net (40.2) average after punting 101 times for 4,783 yards with 33 kicks placed inside the 20-yard line... Averaged 51.5 yards on 36 punts from Denver's own 25-yard line and in... Kicked in both of Denver's postseason games, punting 11 times for 436 yards (39.6 gross / 37.1 net) with two punts inside the 20... Posted the second-highest single-game net punting average (51.0) on six punts vs. Cin. (9/18)... Averaged 50.3 gross yards and 43.5 net yards per punt in October to become just the third player in NFL history to post a 50-yard gross average and a 43-yard net average during a single month... Placed a career-high five punts inside the 20-yard line in Denver's season finale vs. K.C. (1/1).

2010: Colquitt played all 16 games and ranked fifth in the AFC and 11th in the NFL with a 44.6-yard gross average... Punted 86 times for 3,838 yards (44.6 gross / 36.6 net) with 19 punts placed inside the 20-yard line... Tied for the NFL lead with six games recording a gross average of 50-plus yards... Registered a 56.2 gross average at Ari. (12/12) to mark the third-highest total in franchise history (highest on the road).

2009: Colquitt, who entered the NFL with the Broncos as a college free agent on April 27, was waived by the club at the conclusion of training camp... Signed to Miami's practice squad on Dec. 22 before Denver signed him.

COLQUITT A HOUSEHOLD NFL NAME

The Colquitt family has produced four NFL punters, including Britton's brother (Dustin), father (Craig) and uncle (Jimmy). Craig Colquitt won two Super Bowl rings as the Steelers' punter and Jimmy Colquitt played two games for the Seahawks in 1985. All four Colquitts attended the University of Tennessee.

Denver's Britton Colquitt and Kansas City's Dustin Colquitt are the first brothers to punt in the NFL at the same time since 1941 (George and Wes McAfee).

COLQUITT WHO PLAYED IN THE NFL

Player	Team (Years)	GP	No.	Avg.	LG	In20	Net
Craig Colquitt	Pit. (1978-84); Ind. (1987)	97	431	41.3	74	112	34.8
Jimmy Colquitt	Sea. (1985)	2	12	40.1	55	3	34.3
Dustin Colquitt	K.C. (2005-Pres.)	110	574	44.4	81	205	38.9
Britton Colquitt	Den. (2009-Pres.)	32	187	46.1	66	52	38.5

to its active roster on Dec. 30... Declared inactive for the Broncos' season finale vs. K.C. (1/3).

COLLEGE: Colquitt played 43 career games at Tennessee, punting 209 times for 8,897 yards (42.6 avg.) with 73 punts placed inside the 20-yard line while also handling kickoff duties... Only had one punt blocked at Tennessee... Earned All-Southeastern Conference honors twice... Played seven games as a senior in 2008, punting 42 times for 1,821 yards (43.4 avg.) with 13 punts placed inside the 20-yard line and a 71-yard long... Saw time in all 13 games for the Volunteers as a junior in 2007 and averaged 41.6 yards per punt (62-2,579) to earn second-team All-SEC honors... Ranked seventh in the nation and second in the SEC with a 44.9-yard punting average (46-2,066) as a sophomore in 2006 to earn consensus first-team All-SEC honors... Placed fourth in school history with his 44.9-yard punting average.

PERSONAL: Colquitt received all-state honors as a junior and senior at Bearden High School in Knoxville, Tenn., where he kicked and punted... Also lettered in soccer in high school, helping Bearden to a No. 1 national ranking and a state championship as a junior (25-0 record)... Father (Craig), brother (Dustin) and cousin (Jimmy) all punted for Tennessee... Craig Colquitt won two Super Bowl rings as the Steelers' punter from 1978-84, Dustin Colquitt punts for the Chiefs and Jimmy Colquitt punted for the Seahawks in 1985... Majored in mechanical engineering at Tennessee... Britton Colquitt was born on March 20, 1985, in Knoxville, Tenn.

COLQUITT'S REGULAR SEASON RECORD

Year	Club	G	S	No.	Yds.	Avg.	Net.	TB	In 20	LG	Blk.
2009	Den./Mia.	0	0	0	0	0.0	0.0	0	0	—	0
2010	Denver	16	0	86	3,835	44.6	36.6	7	19	63	0
2011	Denver	16	0	101	4,783	47.4	40.2	7	33	66	0
CAREER TOTALS		32	0	187	8,618	46.1	38.5	14	52	66	0

ADDITIONAL STATISTICS: Special teams tackles — 2010 (1), TOTAL (1). Kickoffs — 2010 (1 for 69 yds., 69.0 avg.), TOTAL (1 for 69 yds., 69.0 avg.).

COLQUITT'S POSTSEASON RECORD

Year	Club	G	S	No.	Yds.	Avg.	Net.	TB	In 20	LG	Blk.
2011	Denver	2	0	11	436	39.6	37.1	0	2	50	0
CAREER TOTALS		2	0	11	436	39.6	37.1	0	2	50	0

COLQUITT'S SINGLE-GAME HIGHS

(postseason in parentheses)

Punts — 9, four times, last vs. Kansas City, 1/1/12 (7 at New England, 1/14/12). **Gross punt average** — 56.2 at Arizona, 12/12/10 (41.0 vs. Pittsburgh, 1/8/12). **Net punt average** — 51.0 vs. Cincinnati, 9/18/11 (41.0 vs. Pittsburgh, 1/8/12). **Longest punt** — 66 at Miami, 10/23/11 (50 vs. Pittsburgh, 1/8/12). **Punts inside the 20** — 5 vs. Kansas City, 1/1/12 (1, twice, last at New England, 1/14/12).

BRITTON COLQUITT'S CAREER GAME-BY-GAME

(Victories asterisked)


2010 DENVER (4-12)			PUNTING										
Date	Opponent	P/S	No.	Yds.	Avg.	Net.	TB	In 20	LG	Blk.	Opp. Ret.	Ret.	Yds.
Sep 12	at Jacksonville	P	4	172	43.0	36.5	0	1	51	0	3		26
Sep 19	vs. Seattle*	P	4	205	51.3	30.8	0	2	63	0	3		82
Sep 26	vs. Indianapolis	P	3	143	47.7	46.3	0	1	55	0	1		4
Oct 3	at Tennessee*	P	5	208	41.6	35.8	1	2	51	0	1		9
Oct 10	at Baltimore	P	7	281	40.1	35.7	0	0	53	0	3		31
Oct 17	vs. N.Y. Jets	P	6	301	50.2	39.7	2	1	58	0	3		23
Oct 24	vs. Oakland	P	7	364	52.0	45.3	0	0	61	0	6		47
Oct 31	at San Francisco (London)	P	7	236	33.7	31.6	0	4	48	0	2		15
Nov 14	vs. Kansas City*	P	2	82	41.0	23.0	1	0	46	0	1		16
Nov 22	at San Diego	P	9	335	37.2	33.2	0	1	50	0	5		36
Nov 28	vs. St. Louis	P	4	201	50.3	40.5	1	0	57	0	3		19
Dec 5	at Kansas City	P	7	288	41.1	39.1	0	2	48	0	4		14
Dec 12	at Arizona	P	5	281	56.2	41.8	0	0	60	0	5		72
Dec 19	at Oakland	P	7	307	43.9	34.3	1	1	56	0	5		47
Dec 26	vs. Houston*	P	4	174	43.5	35.0	1	2	52	0	2		14
Jan 2	vs. San Diego	P	5	257	51.4	32.4	0	2	57	0	3		95
Regular Season Totals			16/0	86	3,835	44.6	36.6	7	19	63	0	50	550

DID YOU KNOW?

Wide receiver Rod Smith totaled at least 70 receptions for nine consecutive seasons with the Broncos from 1997-2005, a streak that tied for the second longest in NFL history.

2011 DENVER (8-8)				PUNTING									
Date	Opponent	P/S	No.	Yds.	Avg.	Net.	TB	In 20	LG	Blk.	Opp. Ret.	Ret.	Yds.
Sep 12	vs. Oakland	P	4	165	41.3	31.3	2	1	65	0	0	0	0
Sep 18	vs. Cincinnati*	P	6	335	55.8	51.0	0	1	59	0	5	29	29
Sep 25	at Tennessee	P	5	246	49.2	45.0	0	4	62	0	4	21	21
Oct 2	at Green Bay	P	2	98	49.0	45.5	0	0	53	0	2	7	7
Oct 9	vs. San Diego	P	6	322	53.7	42.8	0	1	60	0	5	65	65
Oct 23	at Miami*	P	9	435	48.3	41.4	0	2	66	0	4	62	62
Oct 30	vs. Detroit	P	7	353	50.4	46.1	0	1	57	0	3	30	30
Nov 6	at Oakland*	P	5	238	47.6	39.0	0	0	57	0	4	43	43
Nov 13	at Kansas City*	P	7	307	43.9	39.7	0	4	60	0	3	29	29
Nov 17	vs. N.Y. Jets*	P	8	350	43.8	34.4	2	3	56	0	3	35	35
Nov 27	at San Diego*	P	9	391	43.4	37.2	2	3	61	0	3	16	16
Dec 4	at Minnesota*	P	6	307	51.2	48.8	0	3	59	0	3	14	14
Dec 11	vs. Chicago*	P	8	363	45.4	40.9	0	3	53	0	2	36	36
Dec 18	vs. New England	P	3	165	55.0	47.3	0	1	60	0	3	23	23
Dec 24	at Buffalo	P	7	306	43.7	24.4	0	1	50	0	3	135	135
Jan 1	vs. Kansas City	P	9	402	44.7	38.0	1	5	55	0	4	40	40
Regular Season Totals			16/0	101	4,783	47.4	40.2	7	33	66	0	51	585
Jan 8	vs. Pittsburgh*§	P	4	164	41.0	41.0	0	1	50	0	0	0	0
Jan 14	at New England†	P	7	272	38.9	34.9	0	1	44	0	2	28	28
Postseason Totals			2/0	11	436	39.6	37.1	0	2	50	0	2	28

§AFC Wild Card Game; †AFC Divisional Playoff Game



C.J. DAVIS

6-2 • 308 • 3RD YR. • PITTSBURGH

BORN: Feb. 2, 1987, in Millsboro, Del.


HIGH SCHOOL: West Allegheny High School, Imperial, Pa.

ACQUIRED: Free Agent, 2012

NFL YEAR: 3rd • YEAR WITH BRONCOS: 1st

NFL GAMES PLAYED/STARTED: 7/0

OFFENSIVE GUARD



71

DAVIS AT A GLANCE:

- A third-year offensive guard who spent his first two NFL seasons with Carolina and saw action in seven games for the Panthers in 2010.
- Placed on injured reserve for the entirety of his rookie campaign in 2009 and spent the 2011 season out of football after being waived/injured by Carolina at the conclusion of training camp.
- Started 43-of-45 games at the University of Pittsburgh and capped his collegiate career by earning first-team All-Big East Conference honors as a senior guard and center.
- Joined the Broncos as a future-contract signee on Feb. 15, 2012.
- Entered the NFL with Carolina as a college free agent on May 1, 2009.

CAREER TRANSACTIONS: Signed by Carolina as a college free agent 5/1/09; Placed on injured reserve by Carolina 8/31/09; Placed on injured reserve by Carolina 9/4/10; Waived/injured by Carolina 9/8/10; Signed by Carolina (practice squad) 11/1/10; Signed by Carolina (active roster) 11/17/10; Waived/injured by Carolina 9/5/11; Signed by Denver to a future contract 2/15/12.



2011: Davis spent the season out of football after being waived/injured by Carolina on Sept. 5.

2010: Davis played seven games (0 starts) as a reserve offensive lineman and on special teams after being elevated from the practice squad on Nov. 17.


2009: Davis, who entered the NFL as a college free agent with Carolina on May 1, competed with the Panthers during training camp before being placed on injured reserve (ankle) on Aug. 31.

COLLEGE: Davis played 45 games (43 starts) at the University of Pittsburgh, earning first-team All-Big East Conference honors following his senior season while playing both guard and center... Earned the Ed Conway Award as a sophomore as one of the team's most improved players.

PERSONAL: Davis attended West Allegheny High School in Imperial, Pa., where he was a three-year starter as a two-way lineman... Named to the Associated Press Pennsylvania Class AAA All-State Team as a senior offensive lineman... Majored in social sciences at Pitt... His cousin, Lovett Purnell, played tight end for New England (1996-98) and Baltimore (1999)... Emmanuel F. Davis Jr. was born on Feb. 2, 1987, in Millsboro, Del.

DAVIS' REGULAR SEASON RECORD

Year	Club	G	S
2009	Carolina	INJURED RESERVE	
2010	Carolina	7	0
CAREER TOTALS		7	0



ERIC DECKER

6-3 • 218 • 3RD YR. • MINNESOTA

BORN: March 15, 1987, in Cold Spring, Minn.

HIGH SCHOOL: Rocori High School, Cold Spring, Minn.


ACQUIRED: Draft #3B (87th overall), 2010

NFL YEAR: 3rd • **YEAR WITH BRONCOS:** 3rd

NFL GAMES PLAYED/STARTED: 30/13 • **POSTSEASON:** 1/1

87

WIDE RECEIVER



DECKER AT A GLANCE:

- A third-year wide receiver who led the Broncos in receptions (44) and receiving yards (612) in his first year as a starter in 2011 while totaling the second most receiving touchdowns (8) in team history by a player in his first or second season.
- Recorded the third-longest punt return for a touchdown (90 yds.) in franchise history vs. Oakland (9/12/11) in his first game returning punts at any level.
- Selected to the 2011 USA Football All-Fundamentals Team for exhibiting exemplary football techniques for youth players to emulate.
- Played 14 games (0 starts) as a rookie in 2010 and led the Broncos in kickoff return yards (556), while tying for third on the club with nine special-teams tackles.
- Totaled six receptions for 106 yards (17.7 avg.) with one touchdown during the 2010 regular-season after finishing the preseason as the NFL's reception leader (16-183, 11.4 avg., TD) in just three games played.
- Wears No. 87 for three reasons: He admires former Broncos wide receiver Eddie McCaffrey, who wore the number; he was the 87th overall player selected in the 2010 NFL Draft; and he was born in '87.
- Started three seasons at the University of Minnesota, totaling 11 career-100-yard receiving games and dropping only three passes in the 354 times he was targeted (0.8%).
- Posted a Minnesota-record 84 receptions for 1,074 yards (12.8 avg.) as a junior in 2008, earning honorable mention All-America honors and first team All-Big Ten recognition.
- Selected by the Broncos in the fifth round (87th overall) of the 2010 NFL Draft.

CAREER TRANSACTIONS: Signed by Denver as a draft choice 7/27/10.



2011: Decker played all 16 games (13 starts) in the regular season and led the Broncos with 44 receptions for 612 yards (13.9 avg.) with eight touchdowns... Added six punt returns for 133 yards (22.2 avg.), including a 90-yard touchdown, and returned two kickoffs for 50 yards (25.0 avg.)... Totaled the second most receiving touchdowns (8) by a Bronco in his first or second season... Registered the third-longest punt return for a touchdown (90 yds.) in franchise history in the season opener vs. Oak. (9/12) despite never returning a punt at any level entering the game... Totaled five receptions for 133 yards and two touchdowns in his first career start vs. Cin. (9/18)... Started Denver's AFC Wild Card Playoff Game vs. Pit. (1/8) but left the game and missed the rest of the post-season with a knee injury.

2010: Selected by the Broncos in the fifth round (87th overall) of the 2010 NFL Draft, Decker played 14 games (0 starts) as a rookie and totaled six receptions for 106 yards (17.7 avg.) with one touchdown on offense... Led the club with 22 kickoff returns for 556 yards, with his 25.3-yard average ranking third in the NFL among rookies... Tied for third on the team with nine special-teams stops... Led all NFL players with 16 receptions during the pre-season (183 yds., 11.4 avg., TD) despite playing just three games... Recorded his first two NFL receptions vs. Stl. (11/28), including a season-long 38-yard catch in the fourth quarter... Set a franchise record with 211 yards on seven kickoff returns (30.1 avg.) at Ari. (12/12)... Caught his first career touchdown pass on a 6-yard reception from quarterback Tim Tebow in the regular-season finale vs. S.D. (1/2).

DECKER RACKS UP THE TOUCHDOWNS IN 2011

MOST RECEIVING TOUCHDOWNS IN FIRST OR SECOND SEASON, BRONCOS HISTORY

	Player	Year	Exp.	No.
1.	Lionel Taylor	1960	2	12
2.	Eric Decker	2011	2	8
3.	Brandon Marshall	2007	2	7
	Riley Odoms	1973	2	7
5.	Al Frazier	1961	R	6
	Bob Scarpitto	1962	R	6

DECKER OWNS THIRD-LONGEST PUNT RETURN IN TEAM HISTORY

LONGEST PUNT RETURNS, BRONCOS HISTORY

	Player	Opponent (Date)	Ret.
1.	Darrian Gordon	vs. St. Louis (9/14/97)	94t
2.	Rick Upchurch	vs. San Diego (10/3/76)	92t
3.	Eric Decker	vs. Oakland (9/12/11)	90t
4.	Rick Upchurch	vs. Pittsburgh (11/6/77)	87t
5.	Deltha O'Neal	at Seattle (10/14/01)	86t

COLLEGE: Decker was a two-sport athlete (football and baseball) at the University of Minnesota, where he played in 45 career football games (35 starts) and totaled 227 receptions for 3,119 yards (13.7 avg.) with 24 touchdowns... Totaled 11 career 100-yard receiving games and dropped only three passes in the 354 times he was targeted (0.85)... Led the Big Ten Conference and finished 15th in the nation with 94.8 receiving yards per game as a senior in 2009, earning second-team Lowe's Senior CLASS All-America honors... Set a school record with 84 receptions for 1,074 yards (12.8 avg.) with seven touchdowns as a junior in 2008, while receiving honorable mention All-America accolades and first-team All-Big Ten recognition... Played outfield for the Golden Gophers' baseball team and was drafted twice in the Major League Baseball Draft—by the Milwaukee Brewers in 2008 (38th round) and the Minnesota Twins in 2009 (27th round).

PERSONAL: Decker attended Rocori High School in Cold Spring, Minn., where he played football, basketball and baseball, earning all-conference, all-area and all-section honors in all three sports... Named Team MVP twice for football, recording 2,156 receiving yards with 28 touchdowns during his prep career... Earned a bachelor's degree in business and marketing at Minnesota... Eric Decker was born on March 15, 1987, in Cold Spring, Minn.

DECKER'S REGULAR SEASON RECORD

Year	Club	RECEIVING								PUNT RETURNS						KICKOFF RETURNS					
		G	S	No.	Yds.	Avg.	LG	TD		No.	FC	Yds.	Avg.	LG	TD	No.	Yds.	Avg.	LG	TD	
2010	Denver	14	0	6	106	17.7	38	1		0	0	0	0.0	—	0	22	556	25.3	51	0	
2011	Denver	16	13	44	612	13.9	56t	8		6	1	133	22.2	90t	1	2	50	25.0	34	0	
CAREER TOTALS		30	13	50	718	14.4	56t	9		6	1	133	22.2	90t	1	24	606	25.3	51	0	

ADDITIONAL STATISTICS: Special teams tackles — 2010 (9), TOTAL (9). Miscellaneous tackles — 2011 (2), TOTAL (2). Rushes — 2011 (1-1, 1.0 avg., 1 LG), TOTAL (1-1, 1.0 avg., 1 LG).

DECKER'S POSTSEASON RECORD

Year	Club	RECEIVING								PUNT RETURNS						KICKOFF RETURNS					
		G	S	No.	Yds.	Avg.	LG	TD		No.	FC	Yds.	Avg.	LG	TD	No.	Yds.	Avg.	LG	TD	
2011	Denver	1	1	0	0	0.0	—	0		0	0	0	0.0	—	0	0	0	0.0	—	0	
CAREER TOTALS		1	1	0	0	0.0	—	0		0	0	0	0.0	—	0	0	0	0.0	—	0	

DECKER'S SINGLE-GAME HIGHS

(Postseason in parentheses)

Receptions — 7 at Tennessee, 9/25/11 (none). **Receiving yards** — 113 vs. Cincinnati, 9/18/11 (none). **Longest reception** — 56t at Kansas City, 11/13/11 (none). **Receiving touchdowns** — 2, twice, last at Green Bay, 10/2/11 (none). **Kick returns** — 7, twice, last at Oakland, 12/19/10 (none). **Kick return yards** — 211* at Arizona, 12/12/10 (none). **Longest kick return** — 51 at Arizona, 12/12/10 (none). **Kick return touchdowns** — None (none). **Punt returns** — 5 vs. Oakland, 9/12/11 (none). **Punt return yards** — 128 vs. Oakland, 9/12/11 (none). **Longest punt return** — 90t vs. Oakland, 9/12/11 (none). **Punt return touchdowns** — 90t vs. Oakland, 9/12/11 (none).

*franchise record

ERIC DECKER'S CAREER GAME-BY-GAME

(Victories asterisked)

2010 DENVER (4-12)			RECEIVING								KICK RETURNS						PUNT RETURNS					
Date	Opponent	P/S	No.	Yds.	Avg.	LG	TD				No.	Yds.	Avg.	LG	TD		No.	Yds.	Avg.	LG	TD	
Sep 12	at Jacksonville	P	0	0	0.0	—	0				0	0	0.0	—	0		0	0	0.0	—	0	
Sep 19	vs. Seattle*	P	0	0	0.0	—	0				0	0	0.0	—	0		0	0	0.0	—	0	
Sep 26	vs. Indianapolis																0	0	0.0	—	0	
Oct 3	at Tennessee*	P	0	0	0.0	—	0				0	0	0.0	—	0		0	0	0.0	—	0	
Oct 10	at Baltimore																0	0	0.0	—	0	
Oct 17	vs. N.Y. Jets	P	0	0	0.0	—	0				0	0	0.0	—	0		0	0	0.0	—	0	
Oct 24	vs. Oakland	P	0	0	0.0	—	0				1	23	23.0	23	0		0	0	0.0	—	0	
Oct 31	at San Francisco (London)	P	0	0	0.0	—	0				0	0	0.0	—	0		0	0	0.0	—	0	
Nov 14	vs. Kansas City*	P	0	0	0.0	—	0				0	0	0.0	—	0		0	0	0.0	—	0	
Nov 22	at San Diego	P	0	0	0.0	—	0				0	0	0.0	—	0		0	0	0.0	—	0	
Nov 28	vs. St. Louis	P	2	48	24.0	38	0				0	0	0.0	—	0		0	0	0.0	—	0	
Dec 5	at Kansas City	P	1	28	28.0	28	0				2	42	21.0	26	0		0	0	0.0	—	0	
Dec 12	at Arizona	P	1	8	8.0	8	0				7	211	30.1	51	0		0	0	0.0	—	0	
Dec 19	at Oakland	P	0	0	0.0	—	0				7	153	21.9	26	0		0	0	0.0	—	0	
Dec 26	vs. Houston*	P	0	0	0.0	—	0				1	25	25.0	25	0		0	0	0.0	—	0	
Jan 2	vs. San Diego	P	2	22	11.0	16	1				4	102	25.5	30	0		0	0	0.0	—	0	
Regular Season Totals			14/0	6	106	17.7	38	1			22	556	25.3	51	0		0	0	0.0	—	0	

2011 DENVER (8-8)			RECEIVING					KICK RETURNS					PUNT RETURNS				
Date	Opponent	P/S	No.	Yds.	Avg.	LG	TD	No.	Yds.	Avg.	LG	TD	No.	Yds.	Avg.	LG	TD
Sep 12	vs. Oakland	P	3	53	17.7	23	0	0	0	0.0	—	0	5	128	25.6	90t	1
Sep 18	vs. Cincinnati*	S	5	113	22.6	52t	2	0	0	0.0	—	0	0	0	0.0	—	0
Sep 25	at Tennessee	S	7	48	6.9	10	0	0	0	0.0	—	0	0	0	0.0	—	0
Oct 2	at Green Bay	P	5	56	11.2	33t	2	0	0	0.0	—	0	0	0	0.0	—	0
Oct 9	vs. San Diego	P	2	-4	-2.0	0	0	0	0	0.0	—	0	0	0	0.0	—	0
Oct 23	at Miami*	S	2	21	10.5	16	0	0	0	0.0	—	0	0	0	0.0	—	0
Oct 30	vs. Detroit	S	6	72	12.0	16	1	0	0	0.0	—	0	0	0	0.0	—	0
Nov 6	at Oakland*	S	3	47	15.7	27t	1	0	0	0.0	—	0	0	0	0.0	—	0
Nov 13	at Kansas City*	S	1	56	56.0	56t	1	0	0	0.0	—	0	0	0	0.0	—	0
Nov 17	vs. N.Y. Jets*	S	0	0	0.0	—	0	0	0	0.0	—	0	1	5	5.0	5	0
Nov 27	at San Diego*	S	3	65	21.7	39	1	2	50	25	34	0	0	0	0.0	—	0
Dec 4	at Minnesota*	S	2	25	12.5	17	0	0	0	0.0	—	0	0	0	0.0	—	0
Dec 11	vs. Chicago*	S	3	33	11.0	23	0	0	0	0.0	—	0	0	0	0.0	—	0
Dec 18	vs. New England	S	1	22	22.0	22	0	0	0	0.0	—	0	0	0	0.0	—	0
Dec 24	at Buffalo	S	0	0	0.0	—	0	0	0	0.0	—	0	0	0	0.0	—	0
Jan 1	vs. Kansas City	S	1	5	5.0	5	0	0	0	0.0	—	0	0	0	0.0	—	0
Regular Season Totals		16/13	44	612	13.9	56t	8	2	50	25	34	0	6	133	22.2	90t	1
Jan 8	vs. Pittsburgh*§	S	0	0	0	—	0	0	0	0.0	—	0	0	0	0.0	—	0
Jan 14	at New England†					INACTIVE											
Postseason Totals		1/1	0	0	0.0	—	0	0	0	0.0	—	0	0	0	0.0	—	0

§AFC Wild Card Game; †AFC Divisional Playoff Game



MARK DELL

6-2 • 195 • 2ND YR. • MICHIGAN STATE

BORN: May 28, 1989, in Farmington Hills, Mich.

HIGH SCHOOL: Harrison High School, Farmington Hills, Mich.

ACQUIRED: College Free Agent, 2011

NFL YEAR: 2nd • **YEAR WITH BRONCOS:** 2nd

NFL GAMES PLAYED/STARTED: 0/0

WIDE RECEIVER



15

DELL AT A GLANCE:

- A second-year wide receiver who spent his rookie season on injured reserve after hurting his knee during training camp.
- Saw action in one preseason game for the Broncos in 2011, catching a 26-yard pass against Dallas (8/11/11).
- Played 47 games (27 starts) at Michigan State University and finished his career ranked sixth in school history in receiving yards (2,136), seventh in receptions (133) and tied for 13th in receiving touchdowns (12).
- Earned honorable mention All-Big Ten Conference honors and won the Spartans' Downtown Coaches Club Award as the top offensive senior after totaling career highs with 51 receptions for 788 yards (15.5 avg.) with six touchdowns in 2010.
- Opened a combined 16 games during his first two seasons at Michigan State, including a start as a true freshman in the Spartans' season opener.
- Entered the NFL with the Broncos as a college free agent on July 27, 2011.

CAREER TRANSACTIONS: Signed by Denver as a college free agent 7/27/11; Waived/injured by Denver 8/13/11; Placed on injured reserve by Denver 8/16/11.



2011: Dell, who entered the NFL as a college free agent with Denver on July 27, spent the season on injured reserve (knee) after competing with the club during training camp... Played in one preseason game, catching one pass for 26 yards at Dal. (8/11).


COLLEGE: Dell played 47 career games (27 starts) at Michigan State University and finished his career ranked sixth in school history with 2,136 receiving yards, seventh with 133 receptions and tied for 13th with 12 receiving touchdowns... Earned honorable mention All-Big Ten Conference honors as a senior after totaling career highs in receptions (51), receiving yards (788) and receiving touchdowns (6)... Finished third in the conference in receiving yards per game (73.6) and seventh in receptions per game (4.9) while earning the Downtown Coaches Club Award as Michigan State's top senior offensive player... Opened a combined 16 games in his first two seasons with the program, including a start as a true freshman in the Spartans' season opener.

PERSONAL: Dell attended Harrison High School in Farmington Hills, Mich., where he earned PrepStar All-

America honors after accounting for 1,491 all-purpose yards and 20 touchdowns as a senior... Majored in communications at Michigan State... Mark Dell was born on May 28, 1989.

DELL'S REGULAR SEASON RECORD

Year	Club	G	S	No.	RECEIVING				TD	TD	TDr	SCORING			2pt	Pts.
					Yds.	Avg.	LG	INJURED RESERVE				TDp	TDrt			
2011	Denver															
CAREER TOTALS		0	0	0	0	0.0	—		0	0	0	0	0		0	0



JOEL DREESSEN

6-4 • 245 • 7TH YR. • COLORADO STATE

BORN: July 26, 1982, in Ida Grove, Iowa



HIGH SCHOOL: Fort Morgan High School, Fort Morgan, Colo.

ACQUIRED: Unrestricted Free Agent, 2012

NFL YEAR: 7th • **YEAR WITH BRONCOS:** 1st

NFL GAMES PLAYED/STARTED: 91/34 • **POSTSEASON:** 2/0

TIGHT END

DREESSEN AT A GLANCE:

- A seventh-year tight end who started at least 10 games in each of the last three seasons with Houston, totaling 90 receptions for 1,191 yards (13.2 avg.) with 11 touchdowns over that stretch.
- Ranked second in the NFL in percentage of catches resulting in touchdowns (15.6% / 10-of-64) during the last two seasons (min. 25 rec.).
- Played in at least 13 games during each of his six NFL seasons, including all 16 games during his last four years with the Texans.
- Owns 28 career special-teams tackles and has experience as a long snapper.
- Started all 45 games played at Colorado State University, where he totaled 123 receptions for 1,295 yards (10.5 avg.) with 10 touchdowns and was a two-time first-team All-Mountain West Conference selection.
- Joined the Broncos as an unrestricted free agent on March 29, 2012.
- Selected by the N.Y. Jets in the sixth round (198th overall) of the 2005 NFL Draft.

CAREER TRANSACTIONS: Signed by N.Y. Jets as a draft choice 7/25/05; Waived by N.Y. Jets 9/2/06; Signed by Houston to a future contract 1/2/07; Waived by Houston 9/13/07; Signed by Houston 9/25/07; Signed by Denver as an unrestricted free agent 3/29/12.



2011: Dreessen played all 16 regular-season games (10 starts) for the fourth consecutive year and totaled 28 receptions for 353 yards (12.6 avg.) while leading the team with a career-best six touchdowns... Added three special-teams tackles for the Texans... Caught four passes for a career-high 112 yards vs. Oak. (10/9)... Appeared in both of Houston's postseason contests but did not record any statistics.

2010: Dreessen saw time in all 16 games (10 starts) and recorded career highs in receptions (36) and receiving yards (518) in addition to contributing four touchdowns and three special-teams tackles... Recorded his first career 100-yard receiving game (4-106) at NYJ (11/21).

2009: Dreessen started a career-high 11 games and appeared in all 16 contests for Houston while registering 26 receptions for 320 yards (12.3 avg.) with one touchdown on offense... Handled long-snapping duties for the majority of the season and posted three stops on special teams... Caught a career-best six passes for 81 yards (13.5 avg.) with one touchdown vs. N.E. (1/3).

2008: Dreessen played all 16 games (3 starts) for the first time in his career and recorded 11 receptions for 77 yards (7.0 avg.) on offense along with eight tackles on special teams... Made his first career start in a double-tight end set vs. Mia. (10/12).

DREESSEN FINDS THE END ZONE

HIGHEST PERCENTAGE OF CATCHES RESULTING IN TOUCHDOWNS, TIGHT ENDS, NFL, 2010-11 (MIN. 25 REC.)

Player	Rec.	TD	TD Pct.
1. Rob Gronkowski, N.E.	132	27	20.5
2. Joel Dreessen, Hou.	64	10	15.6
3. Scott Chandler, Dal./Buf.	39	6	15.4
4. Antonio Gates, S.D.	114	17	14.9
5. Kevin Boss, Oak/NYG	63	8	12.7

2007: Dreessen played 13 games (0 starts) and totaled four catches for 55 yards (13.8 avg.) with two touchdowns in addition to ranking second on the club with nine special-teams stops... Made his first career touchdown reception, a 28-yarder from Sage Rosenfels, at S.D. (10/28).

2006: Dreessen spent the season out of football after being waived by the N.Y. Jets at the conclusion of the pre-season.

2005: Selected by the N.Y. Jets in the sixth round (198th overall) of the 2005 NFL Draft, Dreessen played 14 regular-season games (0 starts) as a rookie and contributed five receptions for 41 yards (8.2 avg.) and one special-teams tackle... Inactive for the Jets' first two games before seeing time in the remainder of the club's contests... Caught his first NFL pass, a 7-yarder, at Den. (11/20).

COLLEGE: Dreessen started all 45 games played at Colorado State University and caught 123 passes for 1,295 yards (10.5 avg.) with 10 touchdowns at tight end while also serving as the Rams' long snapper... Left the school ranked eighth on the program's all-time receptions list... Named a first-team All-Mountain West Conference selection following his sophomore and senior campaigns.

PERSONAL: Dreessen was an all-state and all-Colorado selection as a senior at Fort Morgan High School in Fort Morgan, Colo.... Earned first-team all-conference honors during each of his final two prep seasons... Lettered four times each in football and track... Majored in management at Colorado State... Participated in the NFL Broadcast Boot Camp during the summer of 2012 and earned a guest co-hosting spot on SiriusXM NFL Radio with Lions wide receiver Nate Burleson... Joel Clifford Dreessen was born on July 26, 1982, in Ida Grove, Iowa.

DREESSEN'S REGULAR SEASON RECORD

Year	Club	G	S	No.	RECEIVING				SCORING					2pt	Pts.
					Yds.	Avg.	LG	TD	TD	TDr	TDp	TDrt			
2005	N.Y. Jets	14	0	5	41	8.2	17	0	0	0	0	0	0	0	
2007	Houston	13	0	4	55	13.8	28t	2	2	0	2	0	0	12	
2008	Houston	16	3	11	77	7.0	13	0	0	0	0	0	0	0	
2009	Houston	16	11	26	320	12.3	25t	1	1	0	1	0	0	6	
2010	Houston	16	10	36	518	14.4	43t	4	4	0	4	0	0	24	
2011	Houston	16	10	28	353	12.6	56t	6	6	0	6	0	0	36	
CAREER TOTALS		91	34	110	1,364	12.4	56t	13	13	0	13	0	0	78	

ADDITIONAL STATISTICS: Special teams tackles — 2005 (1), 2007 (9), 2008 (8), 2009 (3), 2010 (3), 2011 (4), TOTAL (28).

DREESSEN'S POSTSEASON RECORD

Year	Club	G	S	No.	RECEIVING				SCORING						
					Yds.	Avg.	LG	TD	TD	TDr	TDp	TDrt	2pt	Pts.	
2011	Houston	2	0	0	0	0.0	—	0	0	0	0	0	0	0	
CAREER TOTALS		2	0	0	0	0.0	—	0	0	0	0	0	0	0	

DREESSEN'S SINGLE GAME HIGHS

(Postseason in parentheses)

Receptions — 6 vs. New England, 1/3/10 (none). **Receiving yards** — 112 vs. Oakland, 10/9/11 (none). **Longest reception** — 56t vs. Oakland, 10/9/11 (none). **Receiving touchdowns** — 1, 13 times, last at Cincinnati, 12/11/11 (none).

JOEL DREESSEN'S CAREER GAME-BY-GAME

(Victories asterisked)

2005 N.Y. JETS (4-12)			RECEIVING					SCORING	
Date	Opponent	P/S	No.	Yds.	Avg.	LG	TD	2pt.	Pts.
Games 1-2									
INACTIVE									
Sep 25	vs. Jacksonville	P	0	0	0.0	—	0	0	0
Oct 2	at Baltimore	P	0	0	0.0	—	0	0	0
Oct 9	vs. Tampa Bay*	P	0	0	0.0	—	0	0	0
Oct 16	at Buffalo	P	0	0	0.0	—	0	0	0
Oct 24	at Atlanta	P	0	0	0.0	—	0	0	0
Nov 6	vs. San Diego	P	0	0	0.0	—	0	0	0
Nov 13	at Carolina	P	0	0	0.0	—	0	0	0
Nov 20	at Denver	P	1	7	7.0	7	0	0	0
Nov 27	vs. New Orleans	P	0	0	0.0	—	0	0	0
Dec 4	at New England	P	1	17	17.0	17	0	0	0
Dec 11	vs. Oakland*	P	0	0	0.0	—	0	0	0
Dec 18	at Miami	P	2	11	5.5	6	0	0	0
Dec 26	vs. New England	P	0	0	0.0	—	0	0	0
Jan 1	vs. Buffalo*	P	1	6	6.0	6	0	0	0
Regular Season Totals		14/0	5	41	8.2	17	0	0	0

DID YOU KNOW?

The Broncos have selected more players (18) from the University of Florida in the NFL Draft than from any other school in the country.

2007 HOUSTON (8-8)			RECEIVING					SCORING	
Date	Opponent	P/S	No.	Yds.	Avg.	LG	TD	2pt.	Pts.
Sep 9	vs. Kansas City*		INACTIVE						
Games 2-3			NOT WITH TEAM						
Sep 30	at Atlanta	P	0	0	0.0	—	0	0	0
Oct 7	vs. Miami*	P	0	0	0.0	—	0	0	0
Oct 14	at Jacksonville	P	1	8	8.0	8	0	0	0
Oct 21	vs. Tennessee	P	0	0	0.0	—	0	0	0
Oct 28	at San Diego	P	1	28	28.0	28t	1	0	6
Nov 4	at Oakland*	P	0	0	0.0	—	0	0	0
Nov 18	vs. New Orleans*	P	1	10	10.0	10t	1	0	6
Nov 25	at Cleveland	P	0	0	0.0	—	0	0	0
Dec 2	at Tennessee	P	1	9	9.9	9	0	0	0
Dec 9	vs. Tampa Bay*	P	0	0	0.0	—	0	0	0
Dec 13	vs. Denver*	P	0	0	0.0	—	0	0	0
Dec 23	at Indianapolis	P	0	0	0.0	—	0	0	0
Dec 30	vs. Jacksonville*	P	0	0	0.0	—	0	0	0
Regular Season Totals		13/0	4	55	13.8	28t	2	0	12

2008 HOUSTON (8-8)			RECEIVING					SCORING	
Date	Opponent	P/S	No.	Yds.	Avg.	LG	TD	2pt.	Pts.
Sep 7	at Pittsburgh	P	0	0	0.0	—	0	0	0
Sep 21	at Tennessee	P	0	0	0.0	—	0	0	0
Sep 28	at Jacksonville	S	0	0	0.0	—	0	0	0
Oct 5	vs. Indianapolis	P	1	11	11.0	11	0	0	0
Oct 12	vs. Miami*	S	0	0	0.0	—	0	0	0
Oct 19	vs. Detroit*	P	1	6	6.0	6	0	0	0
Oct 26	vs. Cincinnati*	P	0	0	0.0	—	0	0	0
Nov 2	at Minnesota	P	1	13	13.0	13	0	0	0
Nov 9	vs. Baltimore	P	1	9	9.0	9	0	0	0
Nov 16	at Indianapolis	S	2	11	5.5	7	0	0	0
Nov 23	at Cleveland*	P	0	0	0.0	—	0	0	0
Dec 1	vs. Jacksonville*	P	1	10	10.0	10	0	0	0
Dec 7	at Green Bay*	P	1	4	4.0	4	0	0	0
Dec 14	vs. Tennessee*	P	2	9	4.5	5	0	0	0
Dec 21	at Oakland	P	1	4	4.0	4	0	0	0
Dec 28	vs. Chicago*	P	0	0	0.0	—	0	0	0
Regular Season Totals		16/3	11	77	7.0	13	0	0	0

2009 HOUSTON (9-7)			RECEIVING					SCORING	
Date	Opponent	P/S	No.	Yds.	Avg.	LG	TD	2pt.	Pts.
Sep 13	vs. N.Y. Jets	P	0	0	0.0	—	0	0	0
Sep 20	at Tennessee*	S	3	31	10.3	21	0	0	0
Sep 27	vs. Jacksonville	S	0	0	0.0	—	0	0	0
Oct 4	vs. Oakland*	P	1	17	17.0	17	0	0	0
Oct 11	at Arizona	S	1	4	4.0	4	0	0	0
Oct 18	at Cincinnati*	P	0	0	0.0	—	0	0	0
Oct 25	vs. San Francisco*	P	0	0	0.0	—	0	0	0
Nov 1	at Buffalo*	P	0	0	0.0	—	0	0	0
Nov 8	at Indianapolis	S	2	15	7.5	9	0	0	0
Nov 23	vs. Tennessee	S	1	23	23.0	23	0	0	0
Nov 29	vs. Indianapolis	S	1	14	14.0	14	0	0	0
Dec 6	at Jacksonville	S	1	8	8.8	8	0	0	0
Dec 13	vs. Seattle*	S	3	22	7.3	10	0	0	0
Dec 20	at St. Louis*	S	3	40	13.3	22	0	0	0
Dec 27	at Miami*	S	4	65	16.3	22	0	0	0
Jan 3	vs. New England*	S	6	81	13.5	25t	1	0	6
Regular Season Totals		16/11	26	320	12.3	25t	1	0	6

2010 HOUSTON (6-10)			RECEIVING					SCORING	
Date	Opponent	P/S	No.	Yds.	Avg.	LG	TD	2pt.	Pts.
Sep 12	vs. Indianapolis*	P	0	0	0.0	—	0	0	0
Sep 19	at Washington*	P	1	28	28.0	28	0	0	0
Sep 26	vs. Dallas	P	1	18	18.0	18	0	0	0
Oct 3	at Oakland*	S	5	73	14.6	29	1	0	6
Oct 10	vs. N.Y. Giants	S	0	0	0.0	—	0	0	0
Oct 17	vs. Kansas City*	S	1	5	5.0	5t	1	0	6
Nov 1	at Indianapolis	P	0	0	0.0	—	0	0	0
Nov 7	vs. San Diego	S	5	67	13.4	24	0	0	0
Nov 14	at Jacksonville	S	2	24	12.0	16	0	0	0
Nov 21	at N.Y. Jets	P	4	106	26.5	43t	1	0	6
Nov 28	vs. Tennessee*	S	3	15	5.0	9	1	0	6
Dec 2	at Philadelphia	S	5	63	12.6	20	0	0	0
Dec 13	vs. Baltimore	S	0	0	0.0	—	0	0	0
Dec 19	at Tennessee	S	4	36	9.0	14	0	0	0
Dec 26	at Denver	S	3	33	11.0	15	0	0	0
Jan 2	vs. Jacksonville*	P	2	50	25.0	41	0	0	0
Regular Season Totals		16/10	36	518	14.4	43t	4	0	24

2011 HOUSTON (10-6)			RECEIVING						SCORING	
Date	Opponent	P/S	No.	Yds.	Avg.	LG	TD		2pt.	Pts.
Sep 11	vs. Indianapolis*	P	1	21	21.0	21	0		0	0
Sep 18	at Miami*	P	1	9	9.0	9	0		0	0
Sep 25	at New Orleans	P	0	0	0.0	—	0		0	0
Oct 2	vs. Pittsburgh*	S	1	14	14.0	14	0		0	0
Oct 9	vs. Oakland	P	5	112	22.4	56t	1		0	6
Oct 16	at Baltimore	S	0	0	0.0	—	0		0	0
Oct 23	at Tennessee*	S	2	31	15.5	21	1		0	6
Oct 30	vs. Jacksonville*	S	2	19	9.5	12	1		0	6
Nov 6	vs. Cleveland*	S	2	27	13.5	22	0		0	0
Nov 13	at Tampa Bay*	S	0	0	0.0	—	0		0	0
Nov 27	at Jacksonville*	P	1	20	20.0	20t	1		0	6
Dec 4	vs. Atlanta*	S	1	3	3.0	3t	1		0	6
Dec 11	at Cincinnati*	S	3	22	7.3	10	1		0	6
Dec 18	vs. Carolina	S	2	19	9.5	11	0		0	0
Dec 22	at Indianapolis	P	4	38	9.5	16	0		0	0
Jan 1	vs. Tennessee	S	3	18	6.0	15	0		0	0
Regular Season Totals		16/10	28	353	12.6	56t	6		0	36
Jan 7	vs. Cincinnati*§	P	0	0	0.0	—	0		0	0
Jan 15	at Baltimore†	P	0	0	0.0	—	0		0	0
Postseason Totals		2/0	0	0	0.0	—	0		0	0

§AFC Wild Card Game; †AFC Divisional Playoff Game



ELVIS DUMERVIL

5-11 • 260 • 7TH YR. • LOUISVILLE

BORN: Jan. 19, 1984, in Miami, Fla.

HIGH SCHOOL: Jackson High School, Miami, Fla.

ACQUIRED: Draft #4b (126th overall), 2006

NFL YEAR: 7th • **YEAR WITH BRONCOS:** 7th

NFL GAMES PLAYED/STARTED: 75/59 • **POSTSEASON:** 2/2

DEFENSIVE END



92

DUMERVIL AT A GLANCE:

- A seventh-year defensive end who ranks eighth on the franchise's career sack list (52.5) and has made two Pro Bowls in the last three seasons.
- Averaged the third-most sacks per game (.70) since he entered the league in 2006 with that figure ranking 10th in NFL history (since 1982 / min. 40 sacks).
- Spent the entire 2010 season on injured reserve (torn pectoral) before rebounding to post 9.5 sacks in 2011 and become just the seventh NFL player since 2000 to make the Pro Bowl after missing the previous year due to injury/illness.
- Posted all 9.5 of his sacks in 2011 over Denver's last nine games, tying for the NFL lead during that stretch.
- Produced a club-record 17 sacks in 2009 when he became the first Bronco to lead the league in that category and earned his first Pro Bowl selection (starter).
- Set a Broncos single-game record with four sacks vs. Cleveland (9/20/09) en route to tying for the second fastest in NFL history to 10 sacks in a season (6 games).
- Posted four takeaways (3 FR, 1 INT) for the Broncos in 2007, tying for the NFL lead among defensive linemen, and was one of three Denver defenders to start all 16 games.
- Registered a team-high 8.5 sacks (56.5) in 2006 with that total ranking third among league rookies and tying for third by a Broncos rookie in club history.
- Started for two seasons at the University of Louisville, where he led the nation with 20 sacks in 2005 as a first-team All-American who was named the Bronko Nagurski Award winner (nation's best defensive player) and the Big East Conference Defensive Player of the Year.
- Selected by the Broncos in the fourth round (126th overall) of the 2006 NFL Draft.

CAREER TRANSACTIONS: Signed by Denver as a draft choice 7/26/06. Placed on injured reserve (pectoral) by Denver 9/4/10.

92's TROPHY CASE

Pro Bowl Selections (2)2009, '11
All-Pro (First Team)2009
NFL Alumni Pass Rusher of Year2009



DUMERVIL RETURNS IN 2011 TO MAKE SECOND PRO BOWL

PLAYERS TO MAKE PRO BOWL AFTER MISSING PREVIOUS SEASON DUE TO INJURY/ILLNESS, NFL, SINCE 2000

Year	Player	Illness/Injury
2000	Joe Johnson, N.O.	Knee/back surgery
2001	Garrison Hearst, S.F.	Ankle/foot
2003	Jerome Woods, K.C.	Broken leg
2004	Mark Fields, Car.	Hodgkin's disease
2006	Matt Birk, Min.	Hip surgery
2009	Heath Farwell, Min.	Torn ACL
2011	Elvis Dumervil, Den.	Torn pectoral

2011: Dumervil started all 14 games he played during the regular season and earned his second career Pro Bowl selection after finishing second on the team with 9.5 sacks (63 yds.) to go along with 42 tackles (31 solo), one pass defended and one fumble recovery... Tied for the NFL lead with 9.5 sacks after Nov. 1, including an eight-game streak with at least a half sack to represent a career high... Opened both postseason games for Denver and totaled three tackles, one sack (11 yds.) and one forced fumble... Named the Broncos' recipient of the Ed Block Courage Award for his perseverance in overcoming his injury in 2010.

2010: Dumervil suffered a torn pectoral during training camp and was placed on injured reserve on Sept. 4.

2009: Dumervil, in his first year playing linebacker, was named a Pro Bowl starter after becoming the first Bronco in team history to lead the league in sacks with a club-record 17 (88.5 yds.)... Saw time in all 16 games (14 starts) and added 49 tackles (42 solo), three pass breakups, four forced fumbles and one fumble recovery... Earned first-team All-Pro recognition from the Associated Press, *The Sporting News*, *Pro Football Weekly/PFWA* and ESPN.com... Named Pass Rusher of the Year by the NFL Alumni... Received the Darrent Williams Good Guy Award from the Denver media... Set Denver's single-game sack record with four vs. Cle. (9/20) that tied for the most sacks in a game by an NFL linebacker since 2000... Tied for the second fastest in NFL history to 10 sacks, reaching that mark in six games... Joined Indianapolis defensive end Dwight Freeney as one of two players in history to win a sack title at the NCAA-FBS and NFL levels... Had 11 sacks on third downs that tied for the most in the NFL since at least 1991... Led the league with a Broncos-record seven multiple-sack games.

2008: Dumervil saw time in all 16 games (15 starts) for Denver, tying for the team high with five sacks (35 yds.) and posting 44 tackles (30 solo)... Added one forced fumble and one fumble recovery... Recorded a season-high eight tackles (5 solo) and two sacks (15 yds.) on *Monday Night Football* at N.E. (10/20) that marked the seventh multiple-sack game of his career... Had three tackles and a strip sack of quarterback Brett Favre at NYJ (11/30) on a third down in the red zone in the third quarter.

2007: Dumervil was one of three Broncos defenders and the only defensive lineman to start all 16 games as the second-year player finished the year with a team-high 12.5 sacks (62.5 yds.), 56 tackles (43 solo), one interception (27 yds.), seven pass breakups, four forced fumbles and three fumble recoveries... Tied for sixth in the NFL and tied for ninth in club history for sacks in a season... Sack total also represented the most by a Bronco since 1999 (Trevor Pryce, 13)... Tied for the NFL lead among defensive linemen and ranked second among all Broncos with four takeaways (3 FUM, 1 INT)... Three fumble recoveries tied for third in the NFL (tied for AFC lead)... Four forced fumbles were a team high (T-9th in NFL) with two of them being returned by teammates for touchdowns... Seven pass breakups were the most by a Broncos defensive lineman since 1995 (Michael Dean Perry, 8)... Earned AFC Defensive Player of the Week honors with a three-sack game vs. K.C. (12/9)... Had four multiple-sack games, marking the most by a Bronco since 2000 (Trevor Pryce, 4).

2006: Selected by the Broncos in the fourth round (126th overall) of the 2006 NFL Draft, Dumervil played 13 games (0 starts) as a rookie and posted 19 tackles (15 solo), 8.5 sacks (56.5 yds.), two forced fumbles and a team-high three fumble recoveries... Sack total ranked third among NFL rookies and tied for the third-highest total by a rookie in Broncos history... Had a sack on 44.7 percent of his tackles (8.5 sacks / 19 tackles) and became the first NFL rookie to record five sacks in a two-game span since 2001 (Justin Smith, Cin.)... Posted the first two sacks of his career vs. Oak. (10/15)... Recorded three sacks, tying Denver's franchise record for rookies (Rulon Jones, 1980), and recovered a fumble at Cle. (10/22).

COLLEGE: Dumervil finished his career at the University of Louisville ranked second on the school's all-time sacks list with 32 and third on its all-time tack-

DUMERVIL'S SACKS BY QUARTERBACK

*denotes win (Dumervil's teams are 25-11, including postseason, in games in which he records at least one half of a sack.)

QB	Sacks	Dates
Ben Roethlisberger	4.5	2 vs. Pit., 10/21/07*, 1 at Pit., 11/5/06*, 0.5 vs. Pit., 11/9/09, 1 vs. Pit., 1/8/12
Philip Rivers	4.0	2 at S.D., 10/19/09*, 2 at S.D., 11/27/11*
Brady Quinn	4.0	4 vs. Cle., 9/20/09*
Matt Cassel	3.5	2 at N.E., 10/20/08, 1 at K.C., 12/6/09*, 0.5 at K.C., 11/13/11*
Brodie Croyle	3.0	3 vs. K.C., 12/9/07*
Charlie Frye	3.0	3 at Cle., 10/22/06*
Carson Palmer	2.5	1 vs. Cin., 12/24/06*, 1.5 at Oak., 11/6/11*
David Garrard	2.0	2 vs. Jac., 9/23/07
Eli Manning	2.0	2 vs. NYG., 11/26/09*
Josh McCown	2.0	2 vs. Oak., 9/16/07*
Donovan McNabb	2.0	2 at Phi., 12/27/09
Tony Romo	2.0	2 vs. Dal., 10/4/09*
JaMarcus Russell	2.0	2 at Oak., 9/27/09*
Andrew Walter	2.0	2 vs. Oak., 10/15/06*
Jason Campbell	1.5	1.5 at Was., 11/15/09
Mark Sanchez	1.5	1.5 vs. N.Y. Jets, 11/17/11*
Tom Brady	1.0	vs. N.E., 12/18/11
Brett Favre	1.0	at NYJ, 11/30/08*
Ryan Fitzpatrick	1.0	at Buf., 12/24/11
Brian Griese	1.0	vs. T.B., 10/5/08*
Caleb Hanie	1.0	vs. Chi., 12/11/11*
Matt Hasselbeck	1.0	vs. Sea., 12/3/06
Damon Huard	1.0	at K.C., 11/11/07*
Jon Kitna	1.0	at Det., 11/4/07
Christian Ponder	1.0	at Min., 12/4/11*
Tyler Thigpen	1.0	vs. K.C., 12/7/08*
Billy Volek	1.0	at S.D., 12/24/07
Tarvaris Jackson	0.5	vs. Min., 12/30/07*
Alex Smith	0.5	vs. S.F., 12/31/06

DUMERVIL GETS TO THE QUARTERBACK

MOST SACKS PER GAME, NFL, 2006-11				MOST 2+SACK GAMES, NFL, 2006-2011	
Player	GP	Sk	Sk/G	Player	Gms.
1. DeMarcus Ware, Dal.	96	91.5	0.95	1. Jared Allen, Min./K.C.	23
2. Jared Allen, Min./K.C.	94	85.0	0.90	2. DeMarcus Ware, Dal.	19
3. Elvis Dumervil, Den.	75	52.5	0.70	3. Elvis Dumervil, Den.	14
4. Shawne Merriman, S.D.	50	34.5	0.69	John Abraham, Atl.	14
5. LaMarr Woodley, Pitt.	70	48.0	0.69	5. Three players	13

les-for-losses chart with 42.5... Played 44 career games (24 starts) at Louisville and posted 151 tackles (83 solo), 11 forced fumbles, three fumble recoveries, one interception and four pass breakups to go along with 32 sacks (223 yds.)... Earned several national accolades as a senior after a record-setting season that saw the defensive end lead the nation with a school-record 20 sacks (165 yds.) as a 12-game starter... 20 sacks marked the second-highest single-season sack total in NCAA history behind Terrell Suggs' 24 sacks for Arizona State in 2002... Selected as the Bronko Nagurski Award winner (nation's best defensive player) and was the Walter Camp Top 10 Player of the Year as well as a first-team All-American (AP) as a senior... Tabbed the Big East Conference Defensive Player of the Year and a finalist for the Vince Lombardi Award (nation's top lineman) that year... Set an NCAA record with 10 forced fumbles as a senior and totaled 65 tackles (38 solo), one interception, one fumble recovery and four pass breakups... Nine sacks in Louisville's first two games as a senior set an NCAA record for sacks in consecutive games.

PERSONAL: Dumervil was a three-year starter at Jackson High School in Miami, Fla., where he totaled a school-record 78 sacks during his prep career and was a two-time all-state selection... Had 110 tackles and 30 sacks as a senior while forcing three fumbles and recovering four to earn the team's defensive MVP honors... Played in the California-Florida All-Star Game as a senior... Earned the team's MVP honor as a junior after posting 30 sacks on a team that reached the state semifinals... Works with American Group Home and Open Door Youth Gang Alternatives on charitable projects... Bought tickets for and hosted 20 underprivileged children for each Broncos home game in 2010 when he was on injured reserve... Half-brother is Curry Burns, who was a defensive back at Louisville (2000-02) and spent time with the Texans, Giants, Redskins and Saints... Majored in justice administration at Louisville... Elvis Dumervil was born on Jan. 19, 1984, in Miami, Fla.

DUMERVIL'S REGULAR SEASON RECORD

Year	Club	G	S	UT	A	TT	S-Yds.	I-Yds.	PD	FF	FR	TD-Int.	TD-FR	S	Pts.
2006	Denver	13	0	15	4	19	8.5-56.5	0-0	0	2	3	0	0	0	0
2007	Denver	16	16	43	13	56	12.5-62.5	1-27	7	4	3	0	0	0	0
2008	Denver	16	15	30	14	44	5-35	0-0	0	1	1	0	0	0	0
2009	Denver	16	14	42	7	49	17-88.5	0-0	3	4	1	0	0	0	0
2010	Denver	INJURED RESERVE													
2011	Denver	14	14	31	11	42	9.5-63	0-0	1	0	1	0	0	0	0
CAREER TOTALS		75	59	161	49	210	52.5-305.5	1-27	11	11	9	0	0	0	0

DUMERVIL'S POSTSEASON RECORD

Year	Club	G	S	UT	A	TT	S-Yds.	I-Yds.	PD	FF	FR	TD-Int.	TD-FR	S	Pts.
2011	Denver	2	2	2	1	3	1-11	0-0	0	1	0	0	0	0	0
CAREER TOTALS		2	2	2	1	3	1-11	0-0	0	1	0	0	0	0	0

DUMERVIL'S SINGLE-GAME HIGHS

(Postseason in parentheses)

Tackles — 8, twice, last vs. Kansas City, 1/1/12 (2 vs. Pittsburgh, 1/8/12). **Sacks** — 4 vs. Cleveland, 9/20/09 (1 vs. Pittsburgh, 1/8/12). **Sack yards** — 23, twice, last at San Diego, 11/27/11 (11 vs. Pittsburgh, 1/8/12). **Interceptions** — 1 at Buffalo, 9/9/07 (none). **Interception return yards** — 27 at Buffalo, 9/9/07 (none).

DUMERVIL'S MULTIPLE-SACK GAMES (17)

*denotes win (The Broncos are 13-4 when Dumervil records more than one sack in a game.)

Date	Opponent	S-Yds.
10/15/06	vs. Oakland*	2-15
10/22/06	at Cleveland*	3-16
9/16/07	vs. Oakland*	2-9
9/23/07	vs. Jacksonville	2-10
10/21/07	vs. Pittsburgh*	2-18
12/9/07	vs. Kansas City*	3-15
10/20/08	at New England	2-15
9/20/09	vs. Cleveland*	4-15
9/27/09	at Oakland*	2-15
10/4/09	vs. Dallas*	2-5
10/19/09	at San Diego*	2-7
11/15/09	at Washington	1.5-4.5
11/26/09	vs. N.Y. Giants*	2-11
12/27/09	at Philadelphia	2-23
11/6/11	at Oakland*	1.5-12.5
11/17/11	vs. N.Y. Jets*	1.5-5
11/27/11	at San Diego*	2-23

DUMERVIL ENJOYS HISTORIC YEAR IN 2009

MOST SACKS IN A SEASON, BRONCOS HISTORY

Player	Sacks
1. Elvis Dumervil, 2009	17.0
2. Simon Fletcher, 1992	16.0
3. Simon Fletcher, 1993	13.5
Simon Fletcher, 1991	13.5
Rulon Jones, 1986	13.5

MOST SACKS, NFL, 2009

Player	Sacks
1. Elvis Dumervil, Den.	17.0
2. Jared Allen, Min./K.C.	14.5
3. LaMarr Woodley, Pit	13.5
Dwight Freeney, Ind.	13.5
5. Will Smith, N.O.	13.0

ELVIS DUMERVIL'S CAREER GAME-BY-GAME

(Victories asterisked)

2006 DENVER (9-7)		TACKLES								
Date	Opponent	P/S	UT	A	TT	S-Yds.	I-Yds.	PD	FF	FR
Games 1-3										
Oct 9	vs. Baltimore*	P	0	0	0	0-0	0-0	0	0	0
Oct 15	vs. Oakland*	P	3	0	3	2-15	0-0	0	0	0
Oct 22	at Cleveland*	P	3	0	3	3-16	0-0	0	0	1
Oct 29	vs. Indianapolis	P	1	0	1	0-0	0-0	0	0	0
Nov 5	at Pittsburgh*	P	1	1	2	1-7	0-0	0	1	0
Nov 12	at Oakland*	P	0	0	0	0-0	0-0	0	0	1
Nov 19	vs. San Diego	P	2	0	2	0-0	0-0	0	0	0
Nov 23	at Kansas City	P	0	0	0	0-0	0-0	0	0	0
Dec 3	vs. Seattle	P	2	0	2	1-6	0-0	0	0	0
Dec 10	at San Diego	P	0	1	1	0-0	0-0	0	0	0
Dec 17	at Arizona*	P	1	0	1	0-0	0-0	0	0	0
Dec 24	vs. Cincinnati*	P	1	0	1	1-9	0-0	0	1	1
Dec 31	vs. San Francisco	P	1	2	3	0.5-3.5	0-0	0	0	0
Regular Season Totals		13/0	15	4	19	8.5-56.5	0-0	0	2	3
2007 DENVER (7-9)		TACKLES								
Date	Opponent	P/S	UT	A	TT	S-Yds.	I-Yds.	PD	FF	FR
Sep 9	at Buffalo*	S	2	1	3	0-0	1-27	1	0	0
Sep 16	vs. Oakland*	S	2	1	3	2-9	0-0	0	0	0
Sep 23	vs. Jacksonville	S	3	2	5	2-10	0-0	0	1	1
Sep 30	at Indianapolis	S	3	1	4	0-0	0-0	3	0	0
Oct 7	vs. San Diego	S	2	0	2	0-0	0-0	2	0	0
Oct 21	vs. Pittsburgh*	S	6	0	6	2-18	0-0	0	1	0
Oct 29	vs. Green Bay	S	1	0	1	0-0	0-0	0	0	0
Nov 4	at Detroit	S	3	0	3	1-6	0-0	0	0	0
Nov 11	at Kansas City*	S	2	0	2	1-3	0-0	0	1	0
Nov 19	vs. Tennessee*	S	2	1	3	0-0	0-0	0	0	0
Nov 25	at Chicago	S	3	1	4	0-0	0-0	0	0	0
Dec 2	at Oakland	S	2	1	3	0-0	0-0	1	0	0
Dec 9	vs. Kansas City*	S	5	0	5	3-15	0-0	0	1	0
Dec 13	at Houston	S	1	1	2	0-0	0-0	0	0	0
Dec 24	at San Diego	S	4	1	5	1-0	0-0	0	0	0
Dec 30	vs. Minnesota*	S	2	3	5	0.5-1.5	0-0	0	0	2
Regular Season Totals		16/16	43	13	56	12.5-62.5	1-27	7	4	3
2008 DENVER (8-8)		TACKLES								
Date	Opponent	P/S	UT	A	TT	S-Yds.	I-Yds.	PD	FF	FR
Sep 8	at Oakland*	S	2	0	2	0-0	0-0	0	0	0
Sep 14	vs. San Diego*	S	0	0	0	0-0	0-0	0	0	0
Sep 21	vs. New Orleans*	S	2	0	2	0-0	0-0	0	0	0
Sep 28	at Kansas City	S	0	1	1	0-0	0-0	0	0	0
Oct 5	vs. Tampa Bay*	S	5	2	7	1-5	0-0	0	0	0
Oct 12	vs. Jacksonville	S	2	0	2	0-0	0-0	0	0	1
Oct 20	at New England	P	5	3	8	2-15	0-0	0	0	0
Nov 2	vs. Miami	S	3	1	4	0-0	0-0	0	0	0
Nov 6	at Cleveland*	S	2	2	4	0-0	0-0	0	0	0
Nov 16	at Atlanta*	S	0	0	0	0-0	0-0	0	0	0
Nov 23	vs. Oakland	S	2	0	2	0-0	0-0	0	0	0
Nov 30	at N.Y. Jets*	S	2	1	3	1-5	0-0	0	1	0
Dec 7	vs. Kansas City*	S	1	1	2	1-10	0-0	0	0	0
Dec 14	at Carolina	S	0	1	1	0-0	0-0	0	0	0
Dec 21	vs. Buffalo	S	3	2	5	0-0	0-0	0	0	0
Dec 28	at San Diego	S	1	0	1	0-0	0-0	0	0	0
Regular Season Totals		16/15	30	14	44	5-35	0-0	0	1	1

DID YOU KNOW?

The Broncos' 34-30 win at Cleveland on Nov. 6, 2008, marked their 400th all-time victory. Denver became the second original American Football League team and the 16th franchise overall to reach the 400-win mark (regular season and postseason).

2009 DENVER (8-8)											
TACKLES											
Date	Opponent	P/S	UT	A	TT	S-Yds.	I-Yds.	PD	FF	FR	
Sep 13	at Cincinnati*	S	2	0	2	0-0	0-0	1	0	0	
Sep 20	vs. Cleveland*	S	7	0	7	4-15	0-0	1	1	0	
Sep 27	at Oakland*	S	5	0	5	2-15	0-0	0	0	0	
Oct 4	vs. Dallas*	S	3	0	3	2-5	0-0	0	0	0	
Oct 11	vs. New England*	S	1	0	1	0-0	0-0	0	0	1	
Oct 19	at San Diego*	S	4	1	5	2-7	0-0	0	1	0	
Nov 1	at Baltimore	S	2	1	3	0-0	0-0	0	0	0	
Nov 9	vs. Pittsburgh	S	0	1	1	0.5-5	0-0	0	0	0	
Nov 15	at Washington	S	2	2	4	1.5-4.5	0-0	1	0	0	
Nov 22	vs. San Diego	S	2	1	3	0-0	0-0	0	0	0	
Nov 26	vs. N.Y. Giants*	P	3	0	3	2-11	0-0	0	1	0	
Dec 6	at Kansas City*	S	6	0	6	1-3	0-0	0	0	0	
Dec 13	at Indianapolis	S	2	0	2	0-0	0-0	0	0	0	
Dec 20	vs. Oakland	S	0	1	1	0-0	0-0	0	0	0	
Dec 27	at Philadelphia	P	2	0	2	2-23	0-0	0	1	0	
Jan 3	vs. Kansas City	S	1	0	1	0-0	0-0	0	0	0	
Regular Season Totals			16/14	42	7	49	17-88.5	0-0	3	4	1

2010 DENVER (4-12)

PLACED ON INJURED RESERVE ON SEPT. 4, 2010 (TORN PECTORAL)

2011 DENVER (8-8)											
TACKLES											
Date	Opponent	P/S	UT	A	TT	S-Yds.	I-Yds.	PD	FF	FR	
Sep 12	vs. Oakland	S	0	0	0	0-0	0-0	0	0	0	
Sep 18	vs. Cincinnati*										
Sep 25	at Tennessee										
Oct 2	at Green Bay	S	1	0	1	0-0	0-0	0	0	0	
Oct 9	vs. San Diego	S	3	0	3	0-0	0-0	0	0	0	
Oct 23	at Miami*	S	1	0	1	0-0	0-0	0	0	0	
Oct 30	vs. Detroit	S	2	1	3	0-0	0-0	0	0	0	
Nov 6	at Oakland*	S	2	1	3	1.5-12.5	0-0	1	0	0	
Nov 13	at Kansas City*	S	0	1	1	0.5-2.5	0-0	0	0	0	
Nov 17	vs. N.Y. Jets*	S	2	1	3	1.5-5	0-0	0	0	0	
Nov 27	at San Diego*	S	3	2	5	2-23	0-0	0	0	0	
Dec 4	at Minnesota*	S	2	2	4	1-4	0-0	0	0	0	
Dec 11	vs. Chicago*	S	5	0	5	1-5	0-0	0	0	1	
Dec 18	vs. New England	S	1	1	2	1-6	0-0	0	0	0	
Dec 24	at Buffalo	S	3	0	3	1-5	0-0	0	0	0	
Jan 1	vs. Kansas City	S	6	2	8	0-0	0-0	0	0	0	
Regular Season Totals			14/14	31	11	42	9.5-63	0-0	1	0	1
Jan 8	vs. Pittsburgh* [§]	S	2	0	2	1-11	0-0	0	1	0	
Jan 14	at New England†	S	0	1	1	0-0	0-0	0	0	0	
Postseason Totals			2/2	2	1	3	1-11	0-0	0	1	0

[§]AFC Wild Card Game; [†]AFC Divisional Playoff Game



MARIO FANNIN

5-11 • 224 • 2ND YR. • AUBURN

BORN: Dec. 4, 1987, in Hampton, Ga.

HIGH SCHOOL: Lovejoy High School, Hampton, Ga.

ACQUIRED: College, Free Agent, 2011

NFL YEAR: 2nd • **YEAR WITH BRONCOS:** 2nd

NFL GAMES PLAYED/STARTED: 0/0

RUNNING BACK



42

FANNIN AT A GLANCE:

- A second-year running back who spent his rookie season on injured reserve (knee) after competing with the Broncos early in training camp.
- Played 54 career games (16 starts) at Auburn University, where he rushed 233 times for 1,366 yards (5.9 avg.) with 11 touchdowns in addition to setting the school's all-time receiving yards mark by a running back with 985 yards and nine touchdowns on 97 catches.
- Appeared in 13 games (4 starts) as a senior and totaled 61 carries for 395 yards (6.5 avg.) with five touchdowns and 17 receptions for 173 yards (10.2 avg.) with two scores.
- Recorded 990 all-purpose yards as a junior in 2009 (285 rushing, 413 receiving, 297 kick-off return).
- Entered the NFL with Denver as a college free agent on July 27, 2011.

CAREER TRANSACTIONS: Signed by Denver as a college free agent 7/27/11; Waived/injured by Denver 8/6/11; Placed on injured reserve by Denver 8/7/11.



2011: Fannin, who entered the NFL with the Broncos as a college free agent on July 27, hurt his knee during training camp and spent his rookie season on injured reserve.

COLLEGE: Fannin played 54 career games (16 starts) at Auburn University and rushed for 1,366 yards and 11 touchdowns on 233 carries (5.9 avg.)... Became the school's all-time leader in receiving yards by a running back, totaling 985 yards and nine touchdowns on 97 career receptions... Added 44 kickoff returns for 944 yards (21.5 avg.)... Appeared in 13 games (4 starts) as a senior and totaled 61 carries for 395 yards (6.5 avg.) and five touchdowns to go along with 17 receptions for 173 yards (10.2 avg.) and two scores... Played 13 games (7 starts) as a junior in 2009 and totaled 990 all-purpose yards (285 rushing, 413 receiving, 297 kickoff return) for the Tigers.

PERSONAL: Fannin attended Lovejoy High School in Hampton, Ga., where he threw for more than 1,000 yards and 20 touchdowns and added 1,200 rushing yards and 12 scores as a senior... Graduated from Auburn in August 2010 with a degree in public administration... Mario Fannin was born on Dec. 4, 1987.

FANNIN'S REGULAR SEASON RECORD

Year	Club	G	S	No.	RUSHING				No.	RECEIVING				SCORING				
					Yds.	Avg.	LG	TD		Yds.	Avg.	LG	TD	TD	TDr	TDp	TDrt	2pt Pts.
2011	Denver																	
CAREER TOTALS					0	0	0	0	0	0	0	0	0	0	0	0	0	0



DRAYTON FLORENCE

6-0 • 193 • 10TH YR. • TUSKAGEE

BORN: Dec. 19, 1980, in Waycross, Ga.

HIGH SCHOOL: Vanguard High School, Ocala, Fla.

ACQUIRED: Free Agent, 2012

NFL YEAR: 10th • **YEAR WITH BRONCOS:** 1st

NFL GAMES PLAYED/STARTED: 136/96 • **POSTSEASON:** 5/3

CORNERBACK




FLORENCE AT A GLANCE:

- A 10th-year cornerback in his first season with the Broncos who has started 45 of his last 46 games while recording three defensive touchdowns (2 INT, 1 FR) during that span.
- Played in 135 regular-season games (96 starts) with Buffalo (2009-11), Jacksonville (2008) and San Diego (2003-07), totaling 425 tackles (359 solo), 17 interceptions (204 yds.), 89 passes defended, three forced fumbles and two fumble recoveries.
- Owns three interceptions in five postseason games (3 starts) while adding 18 tackles (15 solo) and six passes defended.
- Named AFC Defensive Player of the Week twice in his career (Week 13, vs. Denver, 12/5/04 and Week 11, at Cin., 11/21/10).
- Played under Broncos Defensive Coordinator Jack Del Rio in 2008 with the Jaguars, starting 8-of-15 games for the club in his lone season in Jacksonville.
- Spent his final two collegiate seasons at Tuskagee University (transferred from the University of Tennessee-Chattanooga), earning first-team Division II All-America honors as a senior and capturing two conference player-of-the-week accolades.
- Joined the Broncos as a free agent on May 11, 2012.
- Selected by San Diego in the second round (46th overall) of the 2003 NFL Draft.

CAREER TRANSACTIONS: Signed by San Diego as a draft choice 7/23/03; Signed by Jacksonville as an unrestricted free agent 3/1/08; Released by Jacksonville 2/11/09; Signed by Buffalo 3/6/09; Released by Buffalo 5/4/12; Signed by Denver 5/11/12.



2011: Florence started all 16 games for the second consecutive season and totaled 50 tackles (41 solo), three interceptions (64 yds.), 12 passes defended, one forced fumble and one fumble recovery... Posted his second career interception returned for a touchdown by picking off Tom Brady vs. N.E. (9/25).

2010: Florence opened all 16 contests for the second time in his career and recorded 58 tackles (49 solo) to go along with three interceptions (42 yds.), 16 passes defended, one forced fumble and one fumble recovery... Made a career-high 10 tackles (9 solo) in the season opener vs. Mia. (9/12)... Named AFC Defensive Player of the Week for his performance at Cin. (11/21) when he returned a fumble for a touchdown and added an interception late in the game to seal the win for the Bills.

2009: Florence started 13-of-14 games in his first season with Buffalo and registered 60 tackles (49 solo), one interception (7 yds.) and 11 passes defended.

2008: Florence played 15 games (8 starts) in his only season with the Jaguars and totaled 26 tackles (24 solo), five passes defended, one forced fumble and two fumble recoveries.

2007: Florence opened 10-of-16 games and posted a career-high 66 tackles (54 solo) to go along with two interceptions (4 yds.), 10 passes defended and one fumble recovery... Played all three postseason contests (1 start) for the Chargers and contributed nine tackles (8 solo), two interceptions (17 yds.) and four passes defended.

2006: Florence started all 16 games for the first time in his career and tallied 63 tackles (51 solo), three interceptions (24 yds.) and 16 passes defended... Opened San Diego's AFC Divisional Playoff Game vs. N.E. (1/14) and recorded six tackles (4 solo) and one pass defended.

2005: Florence played 13 games, including a career-best 12 starts, and totaled 54 tackles (47 solo), one interception (9 yds.) and 11 passes defended.

2004: Florence saw action in 13 games (5 starts) and intercepted a career-high four passes (54 yds.) in addition to posting eight passes defended... Added four tackles on special teams... Named AFC Defensive Player of the Week for his effort vs. Den. (12/5) when he picked off one pass and tipped another which resulted in an interception.

2003: Selected by San Diego in the second round (46th overall) of the 2003 NFL Draft, Florence played all 16 games as a rookie and contributed 16 solo tackles and two passes defended in addition to four special-teams stops.

COLLEGE: Florence played his final two collegiate seasons at Tuskagee University after transferring from the University of Tennessee-Chattanooga and registered a school-record three returns for touchdowns... Named a first-team Division II All-American as a senior by The Associated Press and American Coaches Association... Earned conference player-of-the-week honors twice at Tuskagee.

PERSONAL: Florence attended Vanguard High School in Ocala, Fla., where he was an all-district selection in football... Spent his sophomore year at Richland Northeast High School in Columbia, S.C.... Majored in social work at Tuskagee... His father, Drayton, Sr., spent 20 years in the Army and retired with a rank of E7... His sister, Lakisha, is currently serving in the Army... Drayton Florence was born on Dec. 19, 1980, in Waycross, Ga.

FLORENCE'S INTs BY QUARTERBACK

*denotes win (Florence's teams are 14-5, including postseason, in games in which he records an interception.)

QB	INTs	Dates
Tom Brady	3	vs. N.E., 1/14/07, at N.E., 1/20/08, vs. N.E., 9/25/11*
Jake Plummer	2	vs. Den., 12/5/04*, at Den., 11/19/06*
Aaron Brooks	1	vs. Oak., 11/26/06*
Matt Cassel	1	at K.C., 9/11/11*
Daunte Culpepper	1	vs. Oak., 10/14/07*
Brett Favre	1	at Min., 12/5/10
Trent Green	1	vs. K.C., 1/2/05*
Chad Henne	1	vs. Mia., 11/29/09*
Damon Huard	1	at K.C., 12/2/07*
Tavaris Jackson	1	at Min., 12/5/10
Byron Leftwich	1	vs. Jac., 10/10/04*
Peyton Manning	1	at Ind., 12/18/05*
Carson Palmer	1	at Cin., 11/21/10*
Ben Roethlisberger	1	vs. Pit., 10/8/06*
Mark Sanchez	1	at NYJ, 11/27/11
Michael Vick	1	at Atl., 10/17/04
Vince Young	1	vs. Ten., 1/6/08*

FLORENCE'S REGULAR SEASON RECORD

Year	Club	G	S	UT	A	TT	S-Yds.	I-Yds.	PD	FF	FR	TD-Int.	TD-FR	S	Pts.
2003	San Diego	16	0	16	0	16	0-0	0-0	2	0	0	0	0	0	0
2004	San Diego	13	5	28	4	32	0-0	4-54	8	0	0	0	0	0	0
2005	San Diego	13	12	47	7	54	0-0	1-9	11	0	0	0	0	0	0
2006	San Diego	16	16	51	12	63	0-0	3-24	16	0	0	0	0	0	0
2007	San Diego	16	10	54	12	66	0-0	2-4	10	0	1	0	0	0	0
2008	Jacksonville	15	8	24	2	26	0-0	0-0	3	1	2	0	0	0	0
2009	Buffalo	14	13	49	11	60	0-0	1-7	11	0	0	0	0	0	0
2010	Buffalo	16	16	49	9	58	0-0	3-40	16	1	1	1	1	0	12
2011	Buffalo	16	16	41	9	50	0-0	3-64	12	1	1	1	0	0	6
CAREER TOTALS		136	96	359	66	425	0-0	17-204	89	3	5	2	1	0	18

ADDITIONAL STATISTICS: Special teams tackles — 2003 (4), 2004 (4), 2006 (2), TOTAL (10). Punt returns — 2004 (1 for 0 yds.), 2010 (1 for 6 yds.), TOTAL (2 for 6 yds., 3.0 avg., 6 LG). Kick returns — 2003 (4 for 47 yds.), TOTAL (4 for 47 yds., 11.8 avg., 24 LG).

FLORENCE'S POSTSEASON RECORD

Year	Club	G	S	UT	A	TT	S-Yds.	I-Yds.	PD	FF	FR	TD-Int.	TD-FR	S	Pts.
2004	San Diego	1	1	3	0	3	0-0	0-0	1	0	0	0	0	0	0
2006	San Diego	1	1	4	2	6	0-0	1-17	1	0	0	0	0	0	0
2007	San Diego	3	1	8	1	9	0-0	2-17	4	0	0	0	0	0	0
CAREER TOTALS		5	3	15	3	18	0-0	3-34	6	0	0	0	0	0	0

FLORENCE'S SINGLE-GAME HIGHS

(Postseason in parentheses)

Tackles — 10 vs. Miami, 9/12/10 (6 vs. New England, 1/14/07). **Interceptions** — 2 at Minnesota, 12/5/10 (1, three times, last at New England, 1/20/08). **Interception return yards** — 40, twice, last at Minnesota, 12/5/10 (17 vs. New England, 1/14/07). **Passes Defended** — 4 vs. Miami, 11/29/09 (2 at Indianapolis, 1/13/08).

DRAYTON FLORENCE'S CAREER GAME-BY-GAME

(Victories asterisked)

2003 SAN DIEGO (4-12) TACKLES										
Date	Opponent	P/S	UT	A	TT	S-Yds.	I-Yds.	PD	FF	FR
Sep 7	at Kansas City	P	0	0	0	0-0	0-0	0	0	0
Sep 14	vs. Denver	P	1	0	1	0-0	0-0	0	0	0
Sep 21	vs. Baltimore	P	1	0	1	0-0	0-0	0	0	0
Sep 28	at Oakland	P	6	0	6	0-0	0-0	0	0	0
Oct 5	at Jacksonville	P	0	0	0	0-0	0-0	0	0	0
Oct 19	at Cleveland*	P	2	0	2	0-0	0-0	1	0	0
Oct 27	vs. Miami	P	1	0	1	0-0	0-0	0	0	0
Nov 2	at Chicago	P	1	0	1	0-0	0-0	0	0	0
Nov 9	vs. Minnesota*	P	1	0	1	0-0	0-0	0	0	0
Nov 16	at Denver	P	0	0	0	0-0	0-0	0	0	0
Nov 23	vs. Cincinnati	P	0	0	0	0-0	0-0	0	0	0
Nov 30	vs. Kansas City	P	0	0	0	0-0	0-0	1	0	0
Dec 7	at Detroit*	P	0	0	0	0-0	0-0	0	0	0
Dec 14	vs. Green Bay	P	2	0	2	0-0	0-0	0	0	0
Dec 21	at Pittsburgh	P	1	0	1	0-0	0-0	0	0	0
Dec 28	vs. Oakland*	P	0	0	0	0-0	0-0	0	0	0
Regular Season Totals		16/0	16	0	16	0-0	0-0	2	0	0
2004 SAN DIEGO (12-4) TACKLES										
Date	Opponent	P/S	UT	A	TT	S-Yds.	I-Yds.	PD	FF	FR
Sep 12	at Houston*	P	2	0	2	0-0	0-0	0	0	0
Sep 19	vs. N.Y. Jets	P	0	0	0	0-0	0-0	0	0	0
Sep 26	at Denver	P	0	0	0	0-0	0-0	0	0	0
Oct 3	vs. Tennessee*	P	1	1	2	0-0	0-0	0	0	0
Oct 10	vs. Jacksonville*	P	3	0	3	0-0	1-40	2	0	0
Oct 17	at Atlanta	P	0	0	0	0-0	1-3	1	0	0
Oct 24	at Carolina*	S	1	1	2	0-0	0-0	0	0	0
Oct 31	vs. Oakland*									
Nov 7	vs. New Orleans*									
Nov 21	at Oakland*									
Nov 28	at Kansas City*	P	2	0	2	0-0	0-0	1	0	0
Dec 5	vs. Denver*	S	3	0	3	0-0	1-0	2	0	0
Dec 12	vs. Tampa Bay*	P	5	1	6	0-0	0-0	0	0	0
Dec 19	at Cleveland*	S	2	1	3	0-0	0-0	1	0	0
Dec 26	at Indianapolis	S	7	0	7	0-0	0-2	0	0	0
Jan 2	vs. Kansas City*	S	2	0	2	0-0	1-9	1	0	0
Regular Season Totals		13/5	28	4	32	0-0	4-54	8	0	0
Jan 8	vs. N.Y. Jets	S	3	0	3	0-0	0-0	1	0	0
Postseason Totals		1/1	3	0	3	0-0	0-0	1	0	0
†AFC Wild Card Game										
2005 SAN DIEGO (9-7) TACKLES										
Date	Opponent	P/S	UT	A	TT	S-Yds.	I-Yds.	PD	FF	FR
Sep 11	vs. Dallas	S	4	1	5	0-0	0-0	0	0	0
Sep 18	at Denver	S	5	0	5	0-0	0-0	1	0	0
Sep 25	vs. N.Y. Giants*	S	2	0	2	0-0	0-0	2	0	0
Oct 2	at New England*	S	1	4	5	0-0	0-0	1	0	0
Oct 10	vs. Pittsburgh	S	1	0	1	0-0	0-0	0	0	0
Games 6-8										
Nov 6	at N.Y. Jets*	P	0	0	0	0-0	0-0	0	0	0
Nov 20	vs. Buffalo*	S	5	0	5	0-0	0-0	2	0	0
Nov 27	at Washington*	S	6	1	7	0-0	0-0	0	0	0
Dec 4	vs. Oakland*	S	7	0	7	0-0	0-0	0	0	0
Dec 11	vs. Miami	S	3	0	3	0-0	0-0	2	0	0
Dec 18	at Indianapolis*	S	5	1	6	0-0	1-9	2	0	0
Dec 24	at Kansas City	S	4	0	4	0-0	0-0	0	0	0
Dec 31	vs. Denver	S	4	0	4	0-0	0-0	1	0	0
Regular Season Totals		13/12	47	7	54	0-0	1-9	11	0	0
2006 SAN DIEGO (14-2) TACKLES										
Date	Opponent	P/S	UT	A	TT	S-Yds.	I-Yds.	PD	FF	FR
Sep 11	at Oakland*	S	4	1	5	0-0	0-0	1	0	0
Sep 17	vs. Tennessee*	S	1	0	1	0-0	0-0	2	0	0
Oct 1	at Baltimore	S	1	0	1	0-0	0-0	1	0	0
Oct 8	vs. Pittsburgh*	S	4	0	4	0-0	1-3	1	0	0
Oct 15	at San Francisco*	S	5	0	5	0-0	0-0	1	0	0
Oct 22	at Kansas City	S	1	2	3	0-0	0-0	0	0	0
Oct 29	vs. St. Louis*	S	4	0	4	0-0	0-0	0	0	0
Nov 5	vs. Cleveland*	S	3	0	3	0-0	0-0	2	0	0
Nov 12	at Cincinnati*	S	3	2	5	0-0	0-0	0	0	0
Nov 19	at Denver*	S	1	1	2	0-0	1-23	1	0	0
Nov 26	vs. Oakland*	S	4	0	4	0-0	1--2	1	0	0
Dec 3	at Buffalo*	S	4	3	7	0-0	0-0	3	0	0
Dec 10	vs. Denver*	S	3	0	3	0-0	0-0	3	0	0
Dec 17	vs. Kansas City*	S	6	0	6	0-0	0-0	0	0	0
Dec 24	at Seattle*	S	3	1	4	0-0	0-0	0	0	0
Dec 31	vs. Arizona*	S	4	2	6	0-0	0-0	0	0	0
Regular Season Totals		16/16	51	12	63	0-0	3-24	16	0	0
Jan 14	vs. New England†	S	4	2	6	0-0	0-0	1	0	0
Postseason Totals		1/1	4	2	6	0-0	0-0	1	0	0

†AFC Divisional Playoff Game

2007 SAN DIEGO (11-5) TACKLES											
Date	Opponent	P/S	UT	A	TT	S-Yds.	I-Yds.	PD	FF	FR	
Sep 9	vs. Chicago*	S	2	1	3	0-0	0-0	1	0	0	
Sep 16	at New England	S	5	0	5	0-0	0-0	0	0	0	
Sep 23	at Green Bay	S	4	0	4	0-0	0-0	0	0	0	
Sep 30	vs. Kansas City	S	5	2	7	0-0	0-0	1	0	0	
Oct 7	at Denver*	S	4	0	4	0-0	0-0	0	0	0	
Oct 14	vs. Oakland*	S	6	0	6	0-0	1-0	1	0	0	
Oct 28	vs. Houston*	S	6	1	7	0-0	0-0	1	0	0	
Nov 4	at Minnesota	S	3	1	4	0-0	0-0	0	0	1	
Nov 11	vs. Indianapolis*	S	2	3	5	0-0	0-0	2	0	0	
Nov 18	at Jacksonville	S	2	1	3	0-0	0-0	0	0	0	
Nov 25	vs. Baltimore	P	3	0	3	0-0	0-0	1	0	0	
Dec 2	at Kansas City*	P	2	0	2	0-0	1-4	1	0	0	
Dec 9	at Tennessee*	P	2	0	2	0-0	0-0	0	0	0	
Dec 16	vs. Detroit*	P	4	1	5	0-0	0-0	1	0	0	
Dec 24	vs. Denver*	P	1	1	2	0-0	0-0	1	0	0	
Dec 30	at Oakland*	P	3	1	4	0-0	0-0	0	0	0	
Regular Season Totals		16/10	54	12	66	0-0	2-4	10	0	1	
Jan 6	vs. Tennessee*§	P	3	1	4	0-0	1-10	1	0	0	
Jan 13	at Indianapolis*†	S	5	0	5	0-0	0-0	2	0	0	
Jan 20	at New England#	P	0	0	0	0-0	1-7	1	0	0	
Postseason Totals		3/1	8	1	9	0-0	2-17	4	0	0	

§AFC Wild Card Game; †AFC Divisional Playoff Game; #AFC Championship Game

2008 JACKSONVILLE (5-11) TACKLES											
Date	Opponent	P/S	UT	A	TT	S-Yds.	I-Yds.	PD	FF	FR	
Sep 8	at Tennessee	S	3	0	3	0-0	0-0	0	0	0	
Sep 14	vs. Buffalo	S	1	0	1	0-0	0-0	0	0	0	
Sep 21	at Indianapolis*	S	2	0	2	0-0	0-0	1	0	0	
Sep 28	vs. Houston*	S	1	0	1	0-0	0-0	1	0	0	
Oct 5	vs. Pittsburgh			INACTIVE							
Oct 12	at Denver*	P	2	0	2	0-0	0-0	0	1	1	
Oct 26	vs. Cleveland	P	0	0	0	0-0	0-0	0	0	0	
Nov 2	at Cincinnati	P	4	0	4	0-0	0-0	0	0	0	
Nov 9	at Detroit*	P	1	0	1	0-0	0-0	0	0	0	
Nov 16	vs. Tennessee	P	0	0	0	0-0	0-0	0	0	0	
Nov 23	vs. Minnesota	P	0	0	0	0-0	0-0	0	0	1	
Dec 1	at Houston	S	0	0	0	0-0	0-0	0	0	0	
Dec 7	at Chicago	S	2	1	3	0-0	0-0	0	0	0	
Dec 14	vs. Green Bay*	S	3	1	4	0-0	0-0	0	0	0	
Dec 18	vs. Indianapolis	S	2	0	2	0-0	0-0	1	0	0	
Dec 28	at Baltimore	S	3	0	3	0-0	0-0	2	0	0	
Regular Season Totals		15/8	24	2	26	0-0	0-0	5	1	2	

2009 BUFFALO (6-10) TACKLES											
Date	Opponent	P/S	UT	A	TT	S-Yds.	I-Yds.	PD	FF	FR	
Games 1-2				INACTIVE							
Sep 27	vs. New Orleans	P	0	1	1	0-0	0-0	1	0	0	
Oct 4	at Miami	S	6	1	7	0-0	0-0	0	0	0	
Oct 11	vs. Cleveland	S	2	2	4	0-0	0-0	1	0	0	
Oct 18	at N.Y. Jets*	S	3	0	3	0-0	0-0	1	0	0	
Oct 25	at Carolina*	S	4	0	4	0-0	0-0	2	0	0	
Nov 1	vs. Houston	S	6	1	7	0-0	0-0	0	0	0	
Nov 15	at Tennessee	S	4	1	5	0-0	0-0	0	0	0	
Nov 22	at Jacksonville	S	4	0	4	0-0	0-0	0	0	0	
Nov 29	vs. Miami*	S	4	1	5	0-0	1-7	4	0	0	
Dec 3	vs. N.Y. Jets	S	4	0	4	0-0	0-0	0	0	0	
Dec 13	at Kansas City*	S	3	0	3	0-0	0-0	0	0	0	
Dec 20	vs. New England	S	3	1	4	0-0	0-0	1	0	0	
Dec 27	at Atlanta	S	1	0	1	0-0	0-0	1	0	0	
Jan 3	vs. Indianapolis*	S	3	0	3	0-0	0-0	0	0	0	
Regular Season Totals		14/13	49	11	60	0-0	1-7	11	0	0	

DID YOU KNOW?

Running back Floyd Little, who played for Denver from 1967-75, was the first No. 1 draft pick ever signed by the Broncos. Selected by Denver with the sixth overall pick in 1967 from Syracuse University, Little totaled the second-most rushing yards (6,323) and the fourth-most rushing touchdowns (43) in professional football during his nine-year career.

2010 BUFFALO (4-12)											
TACKLES											
Date	Opponent	P/S	UT	A	TT	S-Yds.	I-Yds.	PD	FF	FR	
Sep 12	vs. Miami	S	9	1	10	0-0	0-0	1	0	0	
Sep 19	at Green Bay	S	2	0	2	0-0	0-0	0	0	0	
Sep 26	at New England	S	3	2	5	0-0	0-0	1	1	0	
Oct 3	vs. N.Y. Jets	S	2	1	3	0-0	0-0	0	0	0	
Oct 10	vs. Jacksonville	S	1	1	2	0-0	0-0	2	0	0	
Oct 24	at Baltimore	S	3	0	3	0-0	0-0	1	0	0	
Oct 31	at Kansas City	S	1	0	1	0-0	0-0	3	0	0	
Nov 7	vs. Chicago	S	2	1	3	0-0	0-0	0	0	0	
Nov 14	vs. Detroit*	S	4	0	4	0-0	0-0	0	0	0	
Nov 21	at Cincinnati*	S	3	0	3	0-0	1-2	3	0	1	
Nov 28	vs. Pittsburgh	S	2	0	2	0-0	0-0	0	0	0	
Dec 5	at Minnesota	S	2	0	2	0-0	2-40	2	0	0	
Dec 12	vs. Cleveland*	S	3	1	4	0-0	0-0	0	0	0	
Dec 19	at Miami*	S	7	0	7	0-0	0-0	0	0	0	
Dec 26	vs. New England	S	3	2	5	0-0	0-0	3	0	0	
Jan 2	at N.Y. Jets	S	2	0	2	0-0	0-0	0	0	0	
Regular Season Totals		16/16	49	9	58	0-0	3-40	16	1	1	

2011 BUFFALO (6-10)											
TACKLES											
Date	Opponent	P/S	UT	A	TT	S-Yds.	I-Yds.	PD	FF	FR	
Sep 11	at Kansas City*	S	2	0	2	0-0	1-30	2	0	0	
Sep 18	vs. Oakland*	S	1	3	4	0-0	0-0	1	0	0	
Sep 25	vs. New England*	S	2	0	2	0-0	1-27	1	0	0	
Oct 2	at Cincinnati	S	2	1	3	0-0	0-0	0	0	0	
Oct 9	vs. Philadelphia*	S	2	0	2	0-0	0-0	1	0	0	
Oct 16	at N.Y. Giants	S	7	0	7	0-0	0-0	0	0	0	
Oct 30	vs. Washington*	S	0	0	0	0-0	0-0	0	0	0	
Nov 6	vs. N.Y. Jets	S	4	2	6	0-0	0-0	0	0	0	
Nov 13	at Dallas	S	4	0	4	0-0	0-0	1	0	0	
Nov 20	at Miami	S	1	1	2	0-0	0-0	0	0	0	
Nov 27	at N.Y. Jets	S	4	0	4	0-0	1-7	3	0	0	
Dec 4	vs. Tennessee	S	2	0	2	0-0	0-0	0	0	0	
Dec 11	at San Diego	S	1	1	2	0-0	0-0	1	0	0	
Dec 18	vs. Miami	S	4	1	5	0-0	0-0	2	1	1	
Dec 24	vs. Denver*	S	4	0	4	0-0	0-0	0	0	0	
Jan 1	at New England	S	1	0	1	0-0	0-0	0	0	0	
Regular Season Totals		16/16	41	9	50	0-0	3-64	12	1	1	
Jan 8	vs. Pittsburgh*§	S	3	0	3	0-0	0-0	3	0	0	
Jan 14	at New England†	S	0	2	2	0-0	0-0	0	0	0	
Postseason Totals		2/2	3	2	5	0-0	0-0	3	0	0	

§AFC Wild Card Game; †AFC Divisional Playoff Game



ORLANDO FRANKLIN

6-7 • 330 • 2ND YR. • MIAMI

BORN: Dec. 16, 1987, in Kingston, Jamaica

HIGH SCHOOL: Atlantic High School, Delray Beach, Fla.

ACQUIRED: Draft #2b (46th overall), 2011

NFL YEAR: 2nd • **YEAR WITH BRONCOS:** 2nd

NFL GAMES PLAYED/STARTED: 16/16 • **POSTSEASON:** 2/2

OFFENSIVE TACKLE



74

FRANKLIN AT A GLANCE:

- A second-year player who in 2011 became the first right tackle and just the sixth offensive lineman overall in team history to start every regular-season game as a rookie.
- Named to the All-Rookie Team by *Football Outsiders* after opening all 16 regular-season contests and playing in 98.2 percent of the team's offensive snaps in 2011 while helping the club lead the NFL in rushing with a franchise-record 164.5 yards per game on the ground.
- Played 51 games (39 starts) at left guard and left tackle during his career at the University of Miami, twice earning All-Atlantic Coast Conference recognition.
- Voted the Miami Sports Hall of Fame Unsung Hero and was a second-team All-ACC selection following his senior season in 2010 when he led the Hurricanes with 61 pancake blocks to go along with 16 cut blocks.
- Grew up in Toronto, Canada and played two seasons of high school football before moving to Florida to receive college recruiting attention.
- Lived in Jamaica until the age of 3 before moving to Canada.
- Selected by the Broncos in the second round (46th overall) of the 2011 NFL Draft.

CAREER TRANSACTIONS: Signed by Denver as a draft choice 7/27/11.



2011: Selected by the Broncos in the second round (46th overall) of the 2011 NFL Draft, Franklin opened all 16 regular-season games and both playoff contests for the Broncos at right tackle... Earned all-rookie honors from *Football Outsiders* after playing in 98.2 of the team's offensive snaps and blocking for a rushing attack that ranked first in the league with a team-record 164.5 yards per game.

COLLEGE: Franklin played 51 career games (39 starts) at the University of Miami at left guard and left tackle, earning All-Atlantic Coast Conference recognition following his final two seasons... Led the team with 61 pancake blocks and 16 cut blocks his senior season and received the Miami Sports Hall of Fame Unsung Hero Award as the Hurricanes ranked first in the ACC with a school-record 5,477 yards of total offense (421.3 ypg.)... Graded out to 95 percent as a junior while opening 11 contests at left guard and two games at left tackle... Started 11-of-13 games played as a sophomore and saw time in 12 contests (3 starts) as a true freshman in 2007 to share the school's Rookie of the Year Award.

PERSONAL: Franklin allowed zero sacks as a senior in his only season at Atlantic High School in Delray Beach, Fla., where he was rated as the No. 2 offensive tackle on the *Florida Times-Union* Super 75 Team... Played two seasons of high school football in Toronto before relocating to Florida to receive recruiting attention... Grew up in Toronto after moving from Jamaica at the age of 3... Orlando Franklin was born on Dec. 16, 1987, in Kingston, Jamaica.

FRANKLIN'S REGULAR SEASON RECORD


Year	Club	G	S
2011	Denver	16	16
CAREER TOTALS		16	16

ADDITIONAL STATISTICS: Fumbles — 2011 (1 FR), TOTAL (1 FR).

FRANKLIN'S POSTSEASON RECORD

Year	Club	G	S
2011	Denver	2	2
CAREER TOTALS		2	2

ADDITIONAL STATISTICS: Miscellaneous tackles — 2011 (1), TOTAL (1).



D'ANDRE GOODWIN

5-11 • 188 • 2ND YR. • WASHINGTON

BORN: Dec. 26, 1987, in Pacoima, Calif.


HIGH SCHOOL: Antelope Valley High School, Lancaster, Calif.

ACQUIRED: College Free Agent, 2011

NFL YEAR: 2nd • **YEAR WITH BRONCOS:** 2nd

NFL GAMES PLAYED/STARTED: 0/0

WIDE RECEIVER




GOODWIN AT A GLANCE:

- A second-year wide receiver who spent the majority of his rookie season in 2011 on the Broncos' practice squad before being elevated to the active roster for the team's Divisional Playoff Game at New England (1/14/12).
- Played 49 games (21 starts) for the University of Washington and totaled 124 receptions for 1,478 yards (11.9 avg.) with five touchdowns during his career.
- Led the Huskies with a career-high 60 receptions for 692 yards (11.5 avg.) with one score during his sophomore campaign to rank fourth in the Pac-10 Conference in receptions per game (5.0) and earn the team's Offensive MVP Award.
- Entered the NFL with the Broncos as a college free agent on July 27, 2011.

CAREER TRANSACTIONS: Signed by Denver as a college free agent 7/27/11; Waived by Denver 9/3/11; Signed by Denver (practice squad) 9/4/11; Waived by Denver 9/22/11; Signed by Denver (practice squad) 10/19/11; Signed by Denver (active roster) 1/9/12.



2011: Goodwin, who entered the NFL as a college free agent with Denver on July 27, spent the majority of the regular-season on the practice squad after competing with the club during the preseason... Elevated to the active roster for Denver's Divisional Playoff Game at N.E. (1/14), but was listed as inactive for the contest.

COLLEGE: Goodwin played 49 career games (21 starts) for the University of Washington and tallied 124 receptions for 1,478 yards (11.9 avg.) with five touchdowns... Ranked second on the Huskies with 44 receptions for 530

yards (12.0 avg.) with a personal-best four touchdowns as a senior in 2010... Led Washington with a career-high 60 receptions for 692 yards (11.5 avg.) with one score as a sophomore in 2008, ranking fourth in the Pac-10 Conference in receptions per game (5.0) and earning the team's Offensive MVP Award.

PERSONAL: Goodwin attended Antelope Valley High School in Lancaster, Calif., where as a senior he totaled 645 yards and six touchdowns from scrimmage on offense in addition to 55 tackles and eight interceptions on defense... D'Andre Goodwin was born on Dec. 26, 1987, in Pacoima, Calif.

GOODWIN'S REGULAR SEASON RECORD

Year	Club	G	S	No.	RECEIVING				TD	TDr	SCORING			
					Yds.	Avg.	LG				TDp	TDrt	2pt	Pts.
2011	Denver				PRACTICE SQUAD									
CAREER TOTALS		0	0	0	0	0.0	—	0	0	0	0	0	0	0

GOODWIN'S POSTSEASON RECORD

Year	Club	G	S	No.	RECEIVING				TD	TDr	SCORING			
					Yds.	Avg.	LG				TDp	TDrt	2pt	Pts.
2011	Denver	0	0	0	0	0.0	—	0	0	0	0	0	0	0
CAREER TOTALS		0	0	0	0	0.0	—	0	0	0	0	0	0	0



VIRGIL GREEN

6-5 • 252 • 2ND YR. • NEVADA

BORN: Aug. 3, 1988, in Tulare, Calif.

HIGH SCHOOL: Tulare Union High School, Tulare, Calif.

ACQUIRED: Draft #7a (204th overall), 2011

NFL YEAR: 2nd • **YEAR WITH BRONCOS:** 2nd

NFL GAMES PLAYED/STARTED: 15/3 • **POSTSEASON:** 2/1

TIGHT END



85

GREEN AT A GLANCE:

- A second-year tight end who played 15 regular-season games (3 starts) and both playoff contests (1 start) for the Broncos as a rookie in 2011.
- Contributed mostly as a blocking tight end for Denver's league-leading rushing offense (164.5 ypg.) in 2011 in addition to catching three passes for 24 yards (8.0 avg.) and totaling three tackles as a mainstay on special teams.
- Played 50 career games (34 starts) for the University of Nevada and helped the Wolf Pack average 500.2 yards per game during his four-year career (2007-10) to rank third in the nation in that span.
- Secured first-team All-Western Athletic Conference honors following his senior campaign at Nevada after totaling a career-high 35 receptions for 515 yards (14.7 avg.) with five touchdowns.
- Named Nevada's Strength and Conditioning Athlete of the Year as a junior in 2009 in addition to being selected to the All-WAC second team.
- Selected by the Broncos in the seventh round (204th overall) of the 2011 NFL Draft.

CAREER TRANSACTIONS: Signed by Denver as a draft choice 7/27/11.



2011: Selected by Denver in the seventh round (204th overall) of the 2011 NFL Draft, Green played 15 regular-season games (3 starts) and contributed three catches for 24 yards (8.0 avg.) in addition to blocking for the league's No. 1 rushing attack (164.5 ypg.)... Logged the fourth-most plays on special teams for the Broncos and totaled three tackles on those units... Played in both of Denver's postseason contests, including a start in the Broncos' AFC Divisional Playoff Game at N.E. (1/14).

COLLEGE: Green played 50 career games (34 starts) at the University of Nevada and totaled 72 receptions for 939 yards (13.0 avg.) with 11 touchdowns while helping the Wolf Pack rank fifth in the nation with 500.2 total yards per game from 2007-10... Recorded a personal-best 35 catches for 515 yards (14.7 avg.) with five touchdowns in his senior campaign to earn first-team All-Western Athletic Conference honors... Named the Nevada Strength and Conditioning Athlete of the Year as a junior in 2009 in addition to being selected to the All-WAC second team.

PERSONAL: Green totaled 61 receptions for 1,014 yards (16.6 avg.) with 12 touchdowns during his career at Tulare Union High School in Tulare, Calif., where he earned first-team All-East Yosemite League honors following his senior season... Lettered four years in basketball and another in track and field... Majored in general studies at Nevada... Virgil Leo Green was born on Aug. 3, 1988, in Tulare, Calif.

GREEN'S REGULAR SEASON RECORD

Year	Club	G	S	No.	RECEIVING				TD	TDr	SCORING			
					Yds.	Avg.	LG	TD			TDp	TDrt	2pt	Pts.
2011	Denver	15	3	3	24	8.0	9	0	0	0	0	0	0	0
CAREER TOTALS		15	3	3	24	8.0	9	0	0	0	0	0	0	0

ADDITIONAL STATISTICS: Special teams tackles — 2011 (3), TOTAL (3). Miscellaneous tackles — 2011 (1), TOTAL (1).

GREEN'S POSTSEASON RECORD

Year	Club	G	S	No.	RECEIVING				TD	TDr	SCORING			
					Yds.	Avg.	LG	TD			TDp	TDrt	2pt	Pts.
2011	Denver	2	1	0	0	0.0	—	0	0	0	0	0	0	0
CAREER TOTALS		2	1	0	0	0.0	—	0	0	0	0	0	0	0

GREEN'S SINGLE-GAME HIGHS

(Postseason in parentheses)

Receptions — 1, three times, last at Buffalo, 12/24/11 (none). **Receiving yards** — 9 at Buffalo, 12/24/11 (none). **Longest reception** — 9 at Buffalo, 12/24/11 (none). **Receiving touchdowns** — None (none).

VIRGIL GREEN'S CAREER GAME-BY-GAME

(Victories asterisked)

2011 DENVER (8-8)			RECEIVING				SCORING		
Date	Opponent	P/S	No.	Yds.	Avg.	LG	TD	2pt.	Pts.
Sep 12	vs. Oakland	P	0	0	0.0	—	0	0	0
Sep 18	vs. Cincinnati*	P	0	0	0.0	—	0	0	0
Sep 25	at Tennessee	P	1	7	7.0	7	0	0	0
Oct 2	at Green Bay	P	1	8	8.0	8	0	0	0
Oct 9	vs. San Diego	S	0	0	0.0	—	0	0	0
Oct 23	at Miami*	P	0	0	0.0	—	0	0	0
Oct 30	vs. Detroit	P	0	0	0.0	—	0	0	0
Nov 6	at Oakland*	INACTIVE							
Nov 13	at Kansas City*	P	0	0	0.0	—	0	0	0
Nov 17	vs. N.Y. Jets*	P	0	0	0.0	—	0	0	0
Nov 27	at San Diego*	P	0	0	0.0	—	0	0	0
Dec 4	at Minnesota*	S	0	0	0.0	—	0	0	0
Dec 11	vs. Chicago*	P	0	0	0.0	—	0	0	0
Dec 18	vs. New England	P	0	0	0.0	—	0	0	0
Dec 24	at Buffalo	P	1	9	9.0	9	0	0	0
Jan 1	vs. Kansas City	S	0	0	0.0	—	0	0	0
Regular Season Totals		15/3	3	24	8.0	9	0	0	0
Jan 8	vs. Pittsburgh*§	P	0	0	0.0	—	0	0	0
Jan 14	at New England†	S	0	0	0.0	—	0	0	0
Postseason Totals		15/3	0	0	0.0	—	0	0	0

§AFC Wild Card Game; †AFC Divisional Playoff Game



TYLER GRISHAM

5-11 • 180 • 2ND YR. • CLEMSON

BORN: June 11, 1987, in Birmingham, Ala.

HIGH SCHOOL: Spain Park High School, Hoover, Ala.

ACQUIRED: Free Agent, 2012

NFL YEAR: 2nd • **YEAR WITH BRONCOS:** 1st

NFL GAMES PLAYED/STARTED: 4/0

WIDE RECEIVER



13

GRISHAM AT A GLANCE:

- A second-year wide receiver who played four games with Pittsburgh as a rookie in 2009 before spending the last two seasons on the Steelers' practice squad.
- Saw action in 50 career games (23 starts) at Clemson University, where he totaled 132 receptions for 1,390 yards (10.5 avg.) with eight touchdowns.
- Posted a personal-best 60 catches for the Tigers as a junior with his 4.6 receptions per game ranking seventh in the Atlantic Coast Conference.
- Joined the Broncos as a future-contract signee on Jan. 16, 2012
- Entered the NFL with the Steelers as a college free agent on April 28, 2009.

CAREER TRANSACTIONS: Signed by Pittsburgh as a college free agent 4/28/09; Waived by Pittsburgh 9/5/09; Signed by Pittsburgh (practice squad) 9/6/09; Signed by Pittsburgh (active roster) 12/9/09; Waived by Pittsburgh 9/4/10; Signed by Pittsburgh (practice squad) 9/6/10; Waived by Pittsburgh 9/2/11; Signed by Pittsburgh (practice squad) 9/4/11; Waived by Pittsburgh 12/17/11; Signed by Pittsburgh (practice squad) 12/20/11; Signed by Denver to a future contract 1/16/12.



2011: Grisham spent the majority of the season on Pittsburgh's practice squad after competing with the Steelers during training camp.

2010: Grisham spent the entire 2010 campaign on the Steelers' practice squad.

2009: Grisham, who entered the NFL with Pittsburgh as a college free agent on April 28, competed on the club's practice squad for the first 13 weeks of the season before being elevated to the active roster and playing in the team's final four games (0 starts)... Recorded one reception for 14 yards on the year.

COLLEGE: Grisham played 50 games (23 starts) as a four-year letterman for Clemson University, where he recorded 132 career receptions for 1,390 yards (10.5 avg.) with eight touchdowns... Posted a personal-best 60 catches as a junior with his 4.6 catches per game ranking seventh in the Atlantic Coast Conference.

PERSONAL: Grisham played wide receiver, tailback, quarterback and defensive back at Spain Park High School in Hoover, Ala., where he was named a Max Emfinger All-American following his senior season... Majored in management at Clemson... William Tyler Grisham was born on June 11, 1987, in Birmingham, Ala.

GRISHAM'S REGULAR SEASON RECORD

Year	Club	G	S	No.	RECEIVING				SCORING					
					Yds.	Avg.	LG	TD	TD	TDr	TDp	TDrt	2pt	Pts.
2009	Pittsburgh	4	0	1	14	14.0	14	0	0	0	0	0	0	
2010	Pittsburgh													
2011	Pittsburgh													
CAREER TOTALS					4	0	1	14	14.0	14	0	0	0	0

GRISHAM'S SINGLE GAME HIGHS


(Postseason in parentheses)

Receptions — 1 vs. Baltimore, 12/27/09 (none). **Receiving yards** — 14 vs. Baltimore, 12/27/09 (none). **Longest reception** — 14 vs. Baltimore, 12/27/09 (none). **Receiving touchdowns** — None (none).

TYLER GRISHAM'S CAREER GAME-BY-GAME

(Victories asterisked)

2009 PITTSBURGH (9-7)			RECEIVING					SCORING	
Date	Opponent	P/S	No.	Yds.	Avg.	LG	TD	2pt.	Pts.
Games 1-12									
Dec 10	at Cleveland	P	0	0	0.0	—	0	0	0
Dec 20	vs. Green Bay*	P	0	0	0.0	—	0	0	0
Dec 27	vs. Baltimore*	P	1	14	14.0	14	0	0	0
Jan 3	at Miami*	P	0	0	0.0	—	0	0	0
Regular Season Totals			4/0	1	14	14.0	14	0	0



CHRIS GRONKOWSKI

6-2 • 245 • 3RD YR. • ARIZONA

BORN: Dec. 26, 1986, in Amherst, N.Y.

HIGH SCHOOL: Williamsville High School, Williamsville, N.Y.

ACQUIRED: Trade (Indianapolis), 2012

NFL Year: 3rd • **Year with Broncos:** 1st

NFL Games Played/Started: 21/7

FULLBACK



49

GRONKOWSKI AT A GLANCE:

- A third-year fullback in his first season with the Broncos who has played 21 career games (7 starts) with Indianapolis (2011) and Dallas (2010).
- Saw action in seven games for the Colts in 2011 before being placed on injured reserve (pectoral) on Oct. 25.
- Made Dallas' 53-man roster as a rookie reserve fullback in 2010 before ascending to the top role as lead blocker three weeks into the season.
- Played H-Back at the University of Arizona, starting 15-of-26 games for the Wildcats from 2008-09 after transferring from the University of Maryland.

- Spent one year (2006) as a reserve baseball prospect before competing on Arizona's football team as a linebacker in 2007.
- Joins two brothers—tight ends Rob Gronkowski (New England) and Dan Gronkowski (Cleveland)—as the first trio of brothers in the NFL together since the Baldingers (Brian, Gary, Rich) in 1992.
- Joined the Broncos in a trade from Indianapolis on May 23, 2012.
- Entered the NFL with Dallas as a college free agent on April 30, 2010.

CAREER TRANSACTIONS: Signed by Dallas as a college free agent 4/30/10; Waived by Dallas 9/3/11; Claimed off waivers by Indianapolis 9/4/11; Placed on injured reserve by Indianapolis 10/25/11; Traded to Denver 5/23/12.



2011: Gronkowski played seven games (0 starts) for Indianapolis and totaled four special-teams tackles after being acquired from the Colts via waivers on Sept. 4... Placed on injured reserve on Oct. 25 with a pectoral injury.

2010: Gronkowski, who entered the NFL with Dallas as a college free agent on April 30, started his rookie season as a reserve fullback and assumed the top role as lead blocker three weeks into the season... Played 14 games (7 starts)... Rushed five times for 17 yards (3.4 avg.) and totaled seven receptions for 35 yards (5.0 avg.) with one touchdown... Also returned two kicks for 23 yards (11.5 avg., 13 LG).

COLLEGE: Gronkowski started 15-of-26 games in two seasons at the University of Arizona after transferring from the University of Maryland... Totaled 12 receptions for 218 yards (18.2 avg.) with three touchdowns and two rushes for one yard while primarily serving as a backfield blocking specialist at H-Back... Joined the Wildcats' football team in 2007 and played linebacker after spending a year as a reserve baseball prospect... Redshirted as a true freshman fullback in 2005 at Maryland before transferring to Arizona.

PERSONAL: Gronkowski was a three-year letterwinner in football and baseball at Williamsville High School in Williamsville, N.Y.... Played both ways in football, averaging 6.2 yards per carry as a senior and totaling 453 receiving yards in addition to making 82 tackles and forcing four fumbles on defense... Also recorded a pair of defensive touchdowns his senior year to earn all-league and all-Western New York honors... Majored in accounting at Arizona and was a second-team All-Pacific 10 Conference Academic Football Team selection... Has four brothers, including Rob, a tight end for the Patriots and a first-team All-Pro selection in 2011, and Dan, a tight end for the Browns who spent the 2010 season with the Broncos... Chris Gronkowski was born on Dec. 26, 1986, in Amherst, N.Y.

GRONKOWSKI'S REGULAR SEASON RECORD

Year	Club	G	S	RUSHING					RECEIVING					SCORING				
				No.	Yds.	Avg.	LG	TD	No.	Yds.	Avg.	LG	TD	TD	TDp	TDrt	2pt	Pts.
2010	Dallas	14	7	5	17	3.4	8	0	7	35	5.0	12	1	1	0	1	0	6
2011	Indianapolis	7	0	0	0	0.0	—	0	0	0	0.0	—	0	0	0	0	0	0
CAREER TOTALS		21	7	5	17	3.4	8	0	7	35	5.0	12	1	1	0	1	0	6

ADDITIONAL STATISTICS: Special teams tackles — 2011 (4), TOTAL (4). Kick returns — 2010 (2 for 23 yds.), TOTAL (2 for 23 yds., 11.5 avg., 13 LG).

GRONKOWSKI'S SINGLE-GAME HIGHS

(Postseason in parentheses)

Rushes — 3 at Philadelphia, 1/2/11 (none). **Rushing yards** — 9 at Philadelphia, 1/2/11 (none). **Longest rush** — 8 at Washington, 9/12/10 (none). **Rushing touchdowns** — None (none). **Receptions** — 3 vs. Chicago, 9/19/10 (none). **Receiving yards** — 13 vs. Chicago, 9/19/10 (none). **Longest reception** — 12 vs. Washington, 12/19/10 (none). **Receiving touchdowns** — 1 vs. Chicago, 9/19/10 (none).

CHRIS GRONKOWSKI'S CAREER GAME-BY-GAME

(Victories asterisked)

2010 DALLAS (6-10)			RUSHING					RECEIVING					SCORING		
Date	Opponent	P/S	No.	Yds.	Avg.	LG	TD	No.	Yds.	Avg.	LG	TD	2pt	Pts.	
Sep 12	at Washington	P	1	8	8.8	0	0	0	0	0.0	—	0	0	0	
Sep 19	vs. Chicago	S	0	0	0.0	—	0	3	13	4.3	6	1	0	6	
Sep 26	at Houston*	P	0	0	0.0	—	0	0	0	0.0	—	0	0	0	
Oct 10	vs. Tennessee					INACTIVE									
Oct 17	at Minnesota	P	1	0	0.0	0	0	2	10	5.0	7	0	0	0	
Oct 25	vs. N.Y. Giants	S	0	0	0.0	—	0	0	0	0.0	—	0	0	0	
Oct 31	vs. Jacksonville					INACTIVE									
Nov 7	at Green Bay	S	0	0	0.0	—	0	0	0	0.0	—	0	0	0	
Nov 14	at N.Y. Giants*	S	0	0	0.0	—	0	0	0	0.0	—	0	0	0	
Nov 21	vs. Detroit*	P	0	0	0.0	—	0	1	0	0.0	0	0	0	0	
Nov 25	vs. New Orleans	P	0	0	0.0	—	0	0	0	0.0	—	0	0	0	
Dec 5	at Indianapolis*	S	0	0	0.0	—	0	0	0	0.0	—	0	0	0	
Dec 12	vs. Philadelphia	P	0	0	0.0	—	0	0	0	0.0	—	0	0	0	
Dec 19	vs. Washington*	S	0	0	0.0	—	0	1	12	12.0	12	0	0	0	
Dec 25	at Arizona	P	0	0	0.0	—	0	0	0	0.0	—	0	0	0	
Jan 2	at Philadelphia	S	3	9	3.0	5	0	0	0	0.0	—	0	0	0	
Regular Season Totals			14/7	5	17	3.4	8	0	7	35	5.0	12	1	0	6
2011 INDIANAPOLIS (2-14)			RUSHING					RECEIVING					SCORING		

DID NOT RECORD ANY OFFENSIVE STATISTICS



CALEB HANIE

6-2 • 222 • 5TH YR. • COLORADO STATE

BORN: Sept. 11, 1985, in Dallas

HIGH SCHOOL: Forney High School, Forney, Texas

ACQUIRED: Unrestricted Free Agent, 2012

NFL YEAR: 5th • **YEAR WITH BRONCOS:** 1st

NFL GAMES PLAYED/STARTED: 10/4 • **POSTSEASON:** 1/0

QUARTERBACK



16

HANIE AT A GLANCE:

- A fifth-year quarterback who enters his first season with the Broncos having seen time in 10 regular-season games (4 starts) and one postseason contest during his first four professional campaigns with Chicago.
- Opened 4-of-6 games played for Chicago in 2011 after taking over for injured starter Jay Cutler midway through the season.
- Nearly rallied the Bears to victory in the NFC Championship Game vs. Green Bay (1/3/11) after entering the game down 14-0 late in the third quarter and completing 13-of-20 passes (65.0%) for 153 yards with one touchdown and two interceptions in Chicago's 21-14 loss.
- Played 35 games (28 starts) at Colorado State University and left ranked near the top of every major passing category, including completion percentage (61.0 / 2nd), passing yards (6,337 / 3rd) and touchdowns (39 / 3rd).
- Joined the Broncos as an unrestricted free agent on April 3, 2012.
- Entered the NFL with Chicago as a college free agent on April 28, 2012.

CAREER TRANSACTIONS: Signed by Chicago as a college free agent 4/28/08; Signed by Denver as an unrestricted free agent 4/3/12.



2011: Hanie played a career-high six games (4 starts) and completed 51-of-102 passes (50.0%) for 613 yards with three touchdowns and nine interceptions (41.8 rtg.) in addition to rushing 13 times for 98 yards (7.5 avg.)... Opened his first four career games in Weeks 12-15 in place of injured starter Jay Cutler... Passed for a career-best 254 yards on 18-of-36 passing (50.0%) with two touchdowns and three interceptions (56.9 rtg.) in his first career start at Oak. (11/27).

2010: Hanie saw action in two regular-season games (0 starts) and completed 5-of-7 passes (71.4%) for 55 yards (94.3 rtg.)... Replaced injured starter Jay Cutler and ineffective backup Todd Collins in the second half of Chicago's NFC Championship Game vs. G.B. (1/23) and completed 13-of-20 passes (65.0%) for 153 yards with one touchdown and two interceptions (65.2 rtg.)—all in the fourth quarter—to nearly bring the Bears back from a 14-0 deficit in the eventual 21-14 loss.

2009: Hanie saw action in two regular-season games (0 starts) and completed 3-of-7 passes (42.9%) for 11 yards with one interception (10.7 rtg.)... Served as the primary backup but did not play in 14 other contests.

2008: Hanie, who entered the NFL with Chicago as a college free agent on April 28, was listed as the third quarterback for 15 contests and was active but did not play in one other.

COLLEGE: Hanie played 35 games (28 starts) at Colorado State University, where he left the school ranked near the top of every major passing category... Finished ranked second in CSU history in completion percentage (61.0) and third in passing yards (6,337) and touchdowns (39)... Started all 12 games as a senior and completed 188-of-293 passes (64.2%) for 2,455 yards with 18 touchdowns and 15 interceptions.

PERSONAL: Hanie attended Forney High School in Forney, Texas, where he threw for 28 touchdowns against just three interceptions as a senior to earn district Offensive MVP honors and honorable mention all-state accolades... Caleb Hanie was born on Sept. 11, 1985, in Dallas.

DID YOU KNOW?

The Broncos' seven AFC Championship Game appearances during Pat Bowlen's 28 years of ownership (1984-2011) are more than the combined conference title game appearance totals of their three AFC West rivals. Oakland, San Diego and Kansas City have combined to play in six AFC Championship Games since 1984.

HANIE'S REGULAR SEASON RECORD

		PASSING											
Year	Club	G	S	Att.	Comp.	Pct.	Yds.	Yds./Att.	TD	%	Int.	%	LG
2008	Chicago	0	0	0	0	0.0	0	0.0	0	0.0	0	0.0	—
2009	Chicago	2	0	7	3	42.9	11	1.6	0	0.0	1	14.3	5
2010	Chicago	2	0	7	5	71.4	55	7.8	0	0.0	0	0.0	26
2011	Chicago	6	4	102	51	50.0	613	6.0	3	2.9	9	8.8	81
CAREER TOTALS		10	4	116	59	50.9	679	5.9	3	2.6	10	8.6	81

		RUSHING					SCORING					
Year	Club	Att.	Yds.	Avg.	LG	TD	TD	TDr	TDp	TDrt	2pt	Pts.
2008	Chicago	0	0	0.0	—	0	0	0	0	0	0	0
2009	Chicago	0	0	0.0	—	0	0	0	0	0	0	0
2010	Chicago	1	-1	-1.0	-1	0	0	0	0	0	0	0
2011	Chicago	13	98	7.5	24	0	0	0	0	0	0	0
CAREER TOTALS		14	97	6.9	24	0	0	0	0	0	0	0

ADDITIONAL STATISTICS: Fumble recoveries — 2011 (1), TOTAL (1).

HANIE'S POSTSEASON RECORD

		PASSING											
Year	Club	G	S	Att.	Comp.	Pct.	Yds.	Yds./Att.	TD	%	Int.	%	LG
2010	Chicago	1	0	20	13	65.0	153	7.7	1	5.0	2	10.0	35t
CAREER TOTALS		1	0	20	13	65.0	153	7.7	1	5.0	2	10.0	35t

		RUSHING					SCORING					
Year	Club	Att.	Yds.	Avg.	LG	TD	TD	TDr	TDp	TDrt	2pt	Pts.
2010	Chicago	1	3	3.0	3	0	0	0	0	0	0	0
CAREER TOTALS		1	3	3.0	3	0	0	0	0	0	0	0

HANIE'S SINGLE-GAME HIGHS

(Postseason in parentheses)

Pass attempts — 36 at Oakland, 11/27/11 (20 vs. Green Bay, 1/23/11). **Pass completions** — 18 at Oakland, 11/27/11 (13 vs. Green Bay, 1/23/11). **Passing yards** — 254 at Oakland, 11/27/11 (153 vs. Green Bay, 1/23/11). **Completion percentage (min. 10 att.)** — 63.2% (12-19) at Denver, 12/11/11 (65.0% (13-20) vs. Green Bay, 1/23/11). **Touchdown passes** — 2 at Oakland, 11/27/11 (1 vs. Green Bay, 1/23/11). **Longest pass completion** — 81 at Oakland, 11/27/11 (35t vs. Green Bay, 1/23/11). **Rushing attempts** — 5, twice, last vs. Seattle, 12/18/11 (1 vs. Green Bay, 1/23/11). **Rushing yards** — 50 at Oakland, 11/27/11 (3 vs. Green Bay, 1/23/11). **Longest rush** — 24 at Oakland, 11/27/11 (3 vs. Green Bay, 1/23/11). **Rushing touchdowns** — None (none).

CALEB HANIE'S CAREER GAME-BY-GAME


(Victories asterisked)

2009 CHICAGO (7-9)		PASSING										RUSHING				
Opponent	P/S	Att.	Comp.	Yds.	Pct.	TD	INT	LG	S/Yds.	Rtg.		Att.	Yds.	Avg.	LG	TD
Games 1-5																
at Cin. (10/25)	P	2	1	3	50.0	0	0	3	0/0	56.3		0	0	0.0	—	0
Games 7-13																
at Bal. (12/20)	P	5	2	8	40.0	0	1	5	0/0	8.3		0	0	0.0	—	0
Games 15-16																
Regular Season Totals	2/0	7	3	11	42.9	0	1	5	0/0	10.7		0	0	0.0	—	0

2010 CHICAGO (11-5)		PASSING										RUSHING				
Opponent	P/S	Att.	Comp.	Yds.	Pct.	TD	INT	LG	S/Yds.	Rtg.		Att.	Yds.	Avg.	LG	TD
Games 1-3																
at NYG (10/3)	P	4	3	36	75.0	0	0	26	1/8	102.1		0	0	0.0	—	0
at Car. (10/10)*	P	3	2	19	66.7	0	0	14	1/7	84.0		1	-1	-1.0	-1	0
Games 6-7																
Games 8-16																
Regular Season Totals	2/0	7	5	55	71.4	0	0	26	2/15	94.3		1	-1	-1.0	-1	0
vs. Sea. (1/16)*†																
vs. G.B. (1/23)#	P	20	13	153	65.0	1	2	35t	0/0	65.2		1	3	3.0	3	0
Postseason Totals	1/0	20	13	153	65.0	1	2	35t	0/0	65.2		1	3	3.0	3	0

†NFC Divisional Playoff Game; #NFC Championship Game

2011 CHICAGO (8-8)		PASSING										RUSHING				
Opponent	P/S	Att.	Comp.	Yds.	Pct.	TD	INT	LG	S/Yds.	Rtg.		Att.	Yds.	Avg.	LG	TD
Games 1-5																
vs. Min. (10/16)*	P															
Games 7-8																
vs. Det. (11/13)*	P															
vs. S.D. (11/20)																
at Oak. (11/27)	S	36	18	254	50.0	2	3	81	4/25	56.9		5	50	10.0	24	0
vs. K.C. (12/4)	S	24	11	133	45.8	0	3	28	7/45	23.8		1	3	3.0	3	0
at Den. (12/11)	S	19	12	115	63.2	0	0	19	4/29	79.9		2	11	5.5	9	0
vs. Sea. (12/18)	S	23	10	111	43.5	1	3	25t	4/34	33.3		5	34	6.8	12	0
Games 15-16																
Regular Season Totals	6/4	102	51	613	50.0	3	9	81	19/133	41.8		13	98	7.5	24	0



CHRIS HARRIS

5-10 • 190 • 2ND YR. • KANSAS

BORN: June 18, 1989, in Bixby, Okla.


HIGH SCHOOL: Bixby High School, Bixby, Okla.

ACQUIRED: College Free Agent, 2011

NFL YEAR: 2nd • **YEAR WITH BRONCOS:** 2nd

NFL GAMES PLAYED/STARTED: 16/4 • **POSTSEASON:** 2/1

CORNERBACK



25

HARRIS AT A GLANCE:

- A second-year cornerback who played all 16 regular-season games (4 starts) and two play-off contests (1 start) as a rookie in 2011 after becoming the 13th college free agent since 1997 to make Denver's active roster out of training camp.
- Named to the 2011 NFL All-Rookie Team by the PFW/PFWA and *Football Outsiders* after ranking first among NFL rookie defensive backs (fourth on the Broncos) with 65 tackles (56 solo) to go along with one interception (15 yds.), six passes defended and six special-teams stops.
- Played 50 games (41 starts) for the University of Kansas and finished his career ranked third among defensive backs with 290 tackles (197 solo) in addition to four sacks (21 yds.) and three interceptions (11 yds.).
- Saw time at safety and cornerback as a senior captain for the Jayhawks, earning KU Defensive Back of the Year honors.
- Started 10 games as a true freshman at Kansas and garnered Big 12 Conference Newcomer of the Year accolades as well as honorable mention Freshman All-America recognition.
- Entered the NFL with Denver as a college free agent on July 27, 2011.

CAREER TRANSACTIONS: Signed by Denver as a college free agent 7/27/11.



2011: Harris, who entered the NFL with Denver as a college free agent on July 27, played all 16 regular-season games (4 starts) as a rookie and finished fifth on the club (first among NFL rookie defensive backs) with 65 tackles (56 solo) to go along with one interception (15 yds.) and two passes defended... Ranked fifth on the Broncos with six special-teams stops... Played in both of Denver's postseason contests, including a start in the AFC Divisional Playoff Game at N.E. (1/14), and tied for third on the team with 13 tackles (7 solo)... Named to the 2011 NFL All-Rookie Team by the PFW/PFWA and *Football Outsiders*.

COLLEGE: Harris finished his career at the University of Kansas ranked third among defensive backs with 290 tackles (197 solo) and added four sacks (21 yds.) and three interceptions (11 yds.) for the Jayhawks... Played 50 career games (41 starts), seeing time at cornerback and safety... Named KU Defensive Back of the Year as a senior and was selected as the co-recipient of Kansas' Don Fambrough Award for unselfishness following his junior campaign... Opened 10 games as a true freshman for Kansas in 2007 and was tabbed as the Big 12 Conference Newcomer of the Year in addition to receiving honorable mention Freshman All-America recognition.

PERSONAL: Harris attended Bixby High School in Bixby, Okla., where he was an all-state defensive back and was named district player of the year as a senior in 2006... Lettered in basketball and track and was a member of the academic state champion teams during his final two prep seasons... Majored in social psychology at Kansas... Chris Harris was born on June 18, 1989, in Bixby, Okla.

HARRIS' REGULAR SEASON RECORD

Year	Club	G	S	UT	A	TT	S-Yds.	I-Yds.	PD	FF	FR	TD-Int.	TD-FR	S	Pts.
2011	Denver	16	4	56	9	65	0-0	1-15	6	0	0	0	0	0	0
CAREER TOTALS		16	4	56	9	65	0-0	1-15	6	0	0	0	0	0	0

ADDITIONAL STATISTICS: *Special teams tackles* — 2011 (6), TOTAL (6).

HARRIS' POSTSEASON RECORD

Year	Club	G	S	UT	A	TT	S-Yds.	I-Yds.	PD	FF	FR	TD-Int.	TD-FR	S	Pts.
2011	Denver	2	1	7	6	13	0-0	0-0	0	0	0	0	0	0	0
CAREER TOTALS		2	1	7	6	13	0-0	0-0	0	0	0	0	0	0	0

HARRIS LEADS ROOKIE DB'S IN TACKLES IN 2011

MOST TACKLES BY A ROOKIE DEFENSIVE BACK, NFL, 2011 (PRESS BOX TOTALS)

Player	UT	AT	TT
1. Chris Harris, Den.	56	9	65
2. Patrick Peterson, Ari.	59	5	64
3. Richard Sherman, Sea.	46	7	53
4. Quinton Carter, Den.	41	8	49
5. Chris Culliver, S.F.	32	1	33
Chris Rucker, Ind.	24	9	33

HARRIS' SINGLE-GAME HIGHS

(Postseason in parentheses)

Tackles — 10 at Oakland, 11/6/11 (8 at New England, 1/14/12). **Interceptions** — 1 at Oakland, 11/6/11 (none). **Interception return yards** — 15 at Oakland, 11/6/11 (none). **Passes defended** — 2 at Miami, 10/23/11 (none). **Sacks** — None (none). **Sack yards** — None (none).

CHRIS HARRIS' CAREER GAME-BY-GAME

(Victories asterisked)

2011 DENVER (8-8)		TACKLES								
Date	Opponent	P/S	UT	A	TT	S-Yds.	I-Yds	PD	FF	FR
Sep 12	vs. Oakland	P	0	0	0	0-0	0-0	0	0	0
Sep 18	vs. Cincinnati*	P	0	0	0	0-0	0-0	0	0	0
Sep 25	at Tennessee	P	0	0	0	0-0	0-0	0	0	0
Oct 2	at Green Bay	P	2	2	4	0-0	0-0	0	0	0
Oct 9	vs. San Diego	P	0	0	0	0-0	0-0	0	0	0
Oct 23	at Miami*	P	0	0	0	0-0	0-0	2	0	0
Oct 30	vs. Detroit	S	6	3	9	0-0	0-0	0	0	0
Nov 6	at Oakland*	S	8	2	10	0-0	1-15	1	0	0
Nov 13	at Kansas City*	P	8	0	8	0-0	0-0	1	0	0
Nov 17	vs. N.Y. Jets*	P	3	0	3	0-0	0-0	0	0	0
Nov 27	at San Diego*	P	4	1	5	0-0	0-0	0	0	0
Dec 4	at Minnesota*	S	4	0	4	0-0	0-0	0	0	0
Dec 11	vs. Chicago*	P	2	0	2	0-0	0-0	1	0	0
Dec 18	vs. New England	S	9	0	9	0-0	0-0	0	0	0
Dec 24	at Buffalo	P	7	1	8	0-0	0-0	0	0	0
Jan 1	vs. Kansas City	P	3	0	3	0-0	0-0	1	0	0
Regular Season Totals		16/4	56	9	65	0-0	1-15	6	0	0
Jan 8	vs. Pittsburgh*§	P	4	1	5	0-0	0-0	0	0	0
Jan 14	at New England†	S	3	5	8	0-0	0-0	0	0	0
Postseason Totals		2/1	7	6	13	0-0	0-0	0	0	0

§AFC Wild Card Game; †AFC Divisional Playoff Game



RYAN HARRIS

6-5 • 300 • 6TH YR. • NOTRE DAME

BORN: March 11, 1985, in Minneapolis

HIGH SCHOOL: Cretin-Derham Hall High School, St. Paul, Minn.

ACQUIRED: Free Agent, 2012

NFL YEAR: 6th • **YEAR WITH BRONCOS:** 6th

NFL GAMES PLAYED/STARTED: 46/34

OFFENSIVE TACKLE



72

HARRIS AT A GLANCE:

- A sixth-year player who started 34-of-46 games for the Broncos during his first four NFL seasons (2007-10) before signing with the Eagles in 2011 and then returning to Denver for both of its postseason contests.
- Received All-Pro honors from *Sports Illustrated* (Peter King) in 2008 and has allowed just 3.5 sacks in 24 career starts at right tackle according to Stats Inc.
- Started eight games for Denver at right tackle in 2009 and allowed only one sack (Stats Inc.) before he was placed on injured reserve with a toe injury.
- Credited with allowing just 2.5 sacks in 2008 according to Stats Inc. to help the Broncos set a franchise single-season record and tie for first in the NFL with only 12 sacks allowed.
- Appeared in 11 games for Denver primarily on special teams as a rookie in 2007.
- Started all 45 career games played as a four-year starter at the University of Notre Dame, where he started at left tackle during his final three seasons after beginning his collegiate career at right tackle.

- Named Notre Dame's top offensive lineman (Westwood One/Guardian Life Insurance Guardian of the Year Award) following his senior and sophomore seasons.
- Joined the Broncos as a free agent on Jan. 3, 2012.
- Selected by the Broncos in the third round (70th overall) of the 2007 NFL Draft.

CAREER TRANSACTIONS: Signed by Denver as a draft choice 7/26/07; Placed on injured reserve (toe) by Denver 12/9/09; Signed by Philadelphia as an unrestricted free agent 8/2/11; Released by Philadelphia 9/3/11; Signed by Denver 1/3/12.



2011: Harris signed with the Broncos on Jan. 3, 2012, and was on the club's active roster during the postseason... Originally signed with Philadelphia as an unrestricted free agent on Aug. 2, 2011, but was released following an injury settlement on Sept. 3, and spent the rest of the regular season out of football.

2010: Harris started 10-of-11 games played at right tackle, including opening the final eight contests of the season... Missed six games due to injury.

2009: Harris started all of the eight games (8 starts) he played for the Broncos before he was placed on injured reserve on Dec. 9 with a toe injury... Gave up one sack according to Stats Inc... Started Denver's first seven games at right tackle before being declared inactive (toe) in Games 8-11... Returned as a starter at K.C. (12/6) but left the game in the first half with a toe injury that ended his season.

2008: Harris, in his first year as a starter, started all 16 games at right tackle for Denver and played all 1,019 offensive snaps for the club... Named an All-Pro by *Sports Illustrated* (Peter King)... Credited with allowing just 2.5 sacks according to Stats Inc., helping Denver set a club single-season record with 12 sacks allowed that tied for the fewest in the NFL... Called for only two penalties (1 false start, 1 holding)... Blocked for a Denver offense that ranked third in the NFL in yards per rush (4.8) despite placing a league-high seven running backs on injured reserve... Helped the Broncos total the second-most yards (6,333) for a season in club history and rank second in the league in yards per game (395.8).

2007: Selected by the Broncos in the third round (70th overall) of the 2007 NFL Draft, Harris played primarily on special teams in 11 games (0 starts) as a rookie... Saw time in each of Denver's final 11 games... Missed most of the preseason and was declared inactive for the first five games of the season after having back surgery.

COLLEGE: Harris was a four-year starter at the University of Notre Dame, where he started all 45 career games played in consecutive fashion... Started his final 37 games at left tackle after beginning his career at right tackle... Named Notre Dame's top offensive lineman (Westwood One/Guardian Life Insurance Guardian of the Year Award) as a senior and sophomore... Blocked for Fighting Irish passer Brady Quinn during his final three years as the quarterback finished his collegiate career setting 36 school records... Became only the third true freshman in school annals to start on the offensive line when he started the final eight games at right tackle that year.

PERSONAL: Harris was a *USA Today* first-team All-American as a senior at Cretin-Derham Hall High School in St. Paul, Minn.... Started for three seasons on both the offensive and defensive lines... Helped his team go 10-2 as a senior and reach the state quarterfinals... Named to the 10-member Super Prep team by the *Minneapolis Star-Tribune* that year... Did not allow a sack in either of his final two seasons, earning all-state and all-metro honors... Posted 46 tackles and 11 sacks at defensive tackle as a senior... Played in the U.S. Army All-American Game in San Antonio... Earned two varsity letters and was an all-conference selection in wrestling... Harris' father, Kevin, played football at Wisconsin-Stout... A devout Muslim... Majored in political science and economics at Notre Dame... Ryan Emerson Wilcox Harris was born on March 11, 1985, in Minneapolis.

HARRIS' REGULAR SEASON RECORD

Year	Club	G	S
2007	Denver	11	0
2008	Denver	16	16
2009	Denver	8	8
2010	Denver	11	10
2011	Denver	0	0
CAREER TOTALS		46	34

ADDITIONAL STATISTICS: Miscellaneous tackles — 2008 (3), TOTAL (3).

DID YOU KNOW?

Since the inception of the common NFL Draft in 1967, the Broncos have chosen multiple players from the same school in the same draft 26 times during those 46 years. Most recently, the Broncos selected Brock Osweiler (QB) and Omar Bolden (CB) from Arizona State in the 2012 NFL Draft.

	JASON HILL	 83
	6-0 • 202 • 6TH YR. • WASHINGTON STATE	
	BORN: Feb. 20, 1985, in San Francisco	
	HIGH SCHOOL: Sacred Heart Cathedral High School, San Francisco	
	ACQUIRED: Free Agent, 2012	
	NFL YEAR: 6th • YEAR WITH BRONCOS: 1st	
	NFL GAMES PLAYED/STARTED: 50/13	
WIDE RECEIVER		

HILL AT A GLANCE:

- A sixth-year wide receiver in his first year with Denver who totaled 76 receptions for 1,028 yards (13.5 avg.) with eight touchdowns during his first five seasons with San Francisco (2007-10) and Jacksonville (2010-11).
- Opened a career-high 10 games for the Jaguars in 2011 and recorded 25 catches for a personal-best 367 yards (14.7 avg.) and three scores.
- Saw action in all 16 games (2 starts) for the 49ers in his second NFL season in 2008 and finished fifth on the club with 30 receptions for 317 yards (10.7 avg.) and two touchdowns in addition to ranking second on the club with 17 special-teams tackles.
- Finished his career at Washington State University ranked first in school history in receiving yards (2,704) and receiving touchdowns (32) and second on the all-time list with 148 catches.
- Joined the Broncos as a free agent on Feb. 16, 2012.
- Selected by San Francisco in the third round (76th overall) of the 2007 NFL Draft.

CAREER TRANSACTIONS: Signed by San Francisco as a draft choice 4/28/07; Waived by San Francisco 9/3/10; Signed by San Francisco 9/14/10; Waived by San Francisco 11/16/10; Claimed off waivers by Jacksonville 11/17/10; Released by Jacksonville 11/30/11; Signed by Denver 2/16/12.



2011: Hill started all 10 games played for Jacksonville and totaled 25 receptions for a career-high 367 yards (14.7 avg.) and three touchdowns... Posted a career-high 118 receiving yards on five catches (23.6 avg.) with one touchdown vs. Cin. (10/9)... Released by the Jaguars on Nov. 30.

2010: Hill played eight games (1 start) with San Francisco and Jacksonville and tallied 11 receptions for 248 yards (22.5 avg.) with one touchdown... Saw action in two games with the 49ers before being waived on Nov. 16... Claimed off waivers by Jacksonville on Nov. 17 and competed in the club's final six contests (1 start) while tying for second on the club in receiving yards (248) during that stretch.

2009: Hill played 11 games (0 starts) and recorded nine catches for 90 yards (10.0 avg.) with two touchdowns while adding nine stops on special teams... Listed as inactive in five contests... Posted the first multi-touchdown game of his career with two scores vs. Ten. (11/8).

2008: Hill saw action in a career-high 16 games (2 starts) and registered a personal-best 30 receptions for 317 yards (10.6 avg.) with two scores... Ranked second on the team with 17 special-teams tackles... Caught his first NFL touchdown vs. Sea. (10/26) and made his first career start vs. Dal. (11/23).

2007: Selected by the 49ers in the third round (76th overall) of the 2007 NFL Draft, Hill played in five games (0 starts) as a rookie and posted one catch for six yards in addition to four special-teams tackles while battling hamstring and groin injuries... Saw his first NFL action vs. N.O. (10/28).

COLLEGE: Hill played 43 games (31 starts) at Washington State University and totaled 148 receptions for a school-record 2,704 yards (18.3 avg.) and 32 touchdowns... Topped 1,000 yards receiving in his sophomore and junior campaigns to earn second-team All-Pac-10 Conference honors those seasons... Ranked third nationally with an average of 109.7 receiving yards per game as a junior in addition to setting a WSU single-season record with 13 touchdown receptions.

PERSONAL: Hill attended Sacred Heart Cathedral High School in San Francisco, where he was a runner-up for the city's Player of the Year Award as a senior defensive back and wide receiver... Majored in sociology at Washington State... Jason Hill was born on Feb. 20, 1985, in San Francisco.

DID YOU KNOW?

Randy Gradishar accounted for 33 turnovers (20 INTs, 13 FR) during his 10-year career with the Broncos from 1974-83, and that total tied for the fourth most by an NFL linebacker in that span.

HILL'S REGULAR SEASON RECORD

Year	Club	G	S	No.	RECEIVING				TD	TDr	SCORING		2pt	Pts.
					Yds.	Avg.	LG	TD			TDp	TDrt		
2007	San Francisco	5	0	1	6	6.0	6	0	0	0	0	0	0	0
2008	San Francisco	16	2	30	317	10.6	33	2	2	0	2	0	0	12
2009	San Francisco	11	0	9	90	10.0	30	2	2	0	2	0	0	12
2010	S.F./Jac.	8	1	11	248	22.5	48t	1	1	0	1	0	0	6
2011	Jacksonville	10	10	25	367	14.7	74t	3	3	0	3	0	0	18
CAREER TOTALS		50	13	76	1,028	13.5	74t	8	8	0	8	0	0	48

ADDITIONAL STATISTICS: Special teams tackles — 2007 (4), 2008 (17), 2009 (8), TOTAL (29). Returned a kickoff 30 yards at Indianapolis (12/18/10).

HILL'S SINGLE-GAME HIGHS

(Postseason in parentheses)

Receptions — 6 at Arizona, 11/10/08 (none). **Receiving yards** — 118 vs. Cincinnati, 10/9/11 (none). **Longest reception** — 74t vs. Cincinnati, 10/9/11 (none). **Receiving touchdowns** — 2 vs. Tennessee, 11/8/09 (none).

JASON HILL'S CAREER GAME-BY-GAME

(Victories asterisked)

2007 SAN FRANCISCO (5-11)			RECEIVING				SCORING	
Date	Opponent	P/S	No.	Yds.	Avg.	LG	TD	2pt. Pts.
Games 1-6			INACTIVE					
Oct 28	vs. New Orleans	P	1	6	6.0	6	0	0 0
Nov 4	at Atlanta	P	0	0	0.0	—	0	0 0
Nov 12	at Seattle		INACTIVE					
Nov 18	vs. St. Louis	P	0	0	0.0	—	0	0 0
Games 11-13			INACTIVE					
Dec 15	vs. Cincinnati*	P	0	0	0.0	—	0	0 0
Dec 23	vs. Tampa Bay*	P	0	0	0.0	—	0	0 0
Dec 30	at Cleveland		INACTIVE					
Regular Season Totals		5/0	1	6	6.0	6	0	0 0
2008 SAN FRANCISCO (7-9)			RECEIVING				SCORING	
Date	Opponent	P/S	No.	Yds.	Avg.	LG	TD	2pt. Pts.
Sep 7	vs. Arizona	P	0	0	0.0	—	0	0 0
Sep 14	at Seattle*	P	0	0	0.0	—	0	0 0
Sep 21	vs. Detroit*	P	0	0	0.0	—	0	0 0
Sep 28	at New Orleans	P	0	0	0.0	—	0	0 0
Oct 5	vs. New England	P	0	0	0.0	—	0	0 0
Oct 12	vs. Philadelphia	P	0	0	0.0	—	0	0 0
Oct 19	at N.Y. Giants	P	0	0	0.0	—	0	0 0
Oct 26	vs. Seattle	P	3	38	12.7	33	1	0 6
Nov 10	at Arizona	P	6	82	13.7	24	0	0 0
Nov 16	vs. St. Louis*	P	3	33	11.0	22	0	0 0
Nov 23	at Dallas	S	1	22	22.0	22	0	0 0
Nov 30	at Buffalo*	P	5	55	11.0	20	0	0 0
Dec 7	vs. N.Y. Jets*	P	4	39	9.8	13	0	0 0
Dec 14	at Miami	P	2	14	7.0	11	0	0 0
Dec 21	at St. Louis*	P	2	6	3.0	6	0	0 0
Dec 28	vs. Washington*	S	4	28	7.0	9t	1	0 6
Regular Season Totals		16/2	30	317	10.6	33	2	0 12
2009 SAN FRANCISCO (8-8)			RECEIVING				SCORING	
Date	Opponent	P/S	No.	Yds.	Avg.	LG	TD	2pt. Pts.
Games 1-3			INACTIVE					
Oct 4	vs. St. Louis*	P	0	0	0.0	—	0	0 0
Oct 11	vs. Atlanta	P	0	0	0.0	—	0	0 0
Games 6-7			INACTIVE					
Nov 8	vs. Tennessee	P	4	50	12.5	30	2	0 12
Nov 12	vs. Chicago*	P	1	5	5.0	5	0	0 0
Nov 22	at Green Bay	P	1	8	8.0	8	0	0 0
Nov 29	vs. Jacksonville*	P	0	0	0.0	—	0	0 0
Dec 6	at Seattle	P	0	0	0.0	—	0	0 0
Dec 14	vs. Arizona*	P	1	10	10.0	10	0	0 0
Dec 20	at Philadelphia*	P	0	0	0.0	—	0	0 0
Dec 27	vs. Detroit*	P	0	0	0.0	—	0	0 0
Jan 3	at St. Louis*	P	2	17	8.5	12	0	0 0
Regular Season Totals		11/0	9	90	10.0	30	2	0 12

2010 S.F. (6-10) / JAC. (8-8)			RECEIVING					SCORING	
Date	Opponent	P/S	No.	Yds.	Avg.	LG	TD	2pt.	Pts.
SIGNED BY SAN FRANCISCO ON SEPT. 14									
Sep 20	vs. New Orleans	P	0	0	0.0	—	0	0	0
Sep 26	at Kansas City		INACTIVE						
Oct 3	at Atlanta	P	0	0	0.0	—	0	0	0
Games 5-9	INACTIVE								
WAIVED BY SAN FRANCISCO ON NOV. 16 / CLAIMED OFF WAIVERS BY JACKSONVILLE ON NOV. 17									
Nov 21	vs. Cleveland*		INACTIVE						
Nov 28	at N.Y. Giants	P	1	15	15.0	15	0	0	0
Dec 5	at Tennessee*	P	0	0	0.0	—	0	0	0
Dec 12	vs. Oakland*	P	1	48	48.0	48t	1	0	6
Dec 19	at Indianapolis	P	2	40	20.0	26	0	0	0
Dec 26	vs. Washington	S	4	77	19.3	37	0	0	0
Jan 2	at Houston*	P	3	68	22.7	44	0	0	0
Regular Season Totals		8/1	11	248	22.5	48t	1	0	6

2011 JACKSONVILLE (5-11)			RECEIVING					SCORING	
Date	Opponent	P/S	No.	Yds.	Avg.	LG	TD	2pt.	Pts.
Sep 11	vs. Tennessee*	S	4	53	13.3	18	0	0	0
Sep 18	at N.Y. Jets		INACTIVE						
Sep 25	at Carolina	S	1	5	5.0	5	0	0	0
Oct 2	vs. New Orleans	S	2	34	17.0	18	0	0	0
Oct 9	vs. Cincinnati	S	5	118	23.6	74t	1	0	6
Oct 16	at Pittsburgh	S	2	29	14.5	18t	1	0	6
Oct 24	vs. Baltimore*	S	4	62	15.5	24	0	0	0
Oct 30	at Houston	S	1	5	5.0	5	0	0	0
Nov 13	at Indianapolis*	S	0	0	0.0	—	0	0	0
Nov 20	at Cleveland	S	3	49	16.3	28	0	0	0
Nov 27	vs. Houston	S	3	12	4.0	5	0	0	0
RELEASED BY JACKSONVILLE ON NOV. 30									
Regular Season Totals		10/10	25	367	14.7	74t	3	0	18



TONY HILLS

6-5 • 304 • 5TH YR. • TEXAS

BORN: Nov. 4, 1984, in Houston

HIGH SCHOOL: Alief Elsik High School, Houston, Texas

ACQUIRED: Free Agent, 2011

NFL YEAR: 5th • **YEAR WITH BRONCOS:** 2nd

NFL GAMES PLAYED/STARTED: 5/0 • **POSTSEASON:** 2/0

OFFENSIVE TACKLE



76

HILLS AT A GLANCE:

- A fifth-year offensive tackle who has seen action in five career regular-season games and two playoff contests with Pittsburgh (2008-10) and Denver (2011).
- Played a career-high five total games (4 reg. season, 1 postseason) for the Steelers in 2010, seeing action on special teams and on the offensive line.
- Made his playoff debut in Super Bowl XLV vs. Green Bay (2/6/11) and played on both the offensive and special-teams units.
- Played 42 games at the University of Texas, opening his final 24 contests at left tackle and being named a first-team All-America selection by the Walter Camp Foundation following his senior year.
- Allowed just four quarterback sacks and seven pressures in 743 pass player over his final two seasons for the Longhorns.
- Joined the Broncos as a free agent on Sept. 6, 2011.
- Selected by the Steelers in the fourth round (130th overall) of the 2008 NFL Draft.

CAREER TRANSACTIONS: Signed by Pittsburgh as a draft choice 7/7/08; Waived by Pittsburgh 9/3/11; Signed by Denver 9/6/11.



2011: Hills was inactive for 15 regular-season games and did not play in one other contest before seeing his first action with the Broncos in their AFC Wild Card Playoff Game vs. Pit. (1/8).

2010: Hills saw action on special teams and along the offensive line in four regular-season games (0 starts)... Played on special teams in Super Bowl XLV vs. G.B. (2/6).

2009: Hills played one contest for the Steelers, seeing his first NFL action on special teams at Bal. (11/29).

2008: Selected by the Steelers in the fourth round (130th overall) of the 2008 NFL Draft, Hills was inactive for all 16 regular-season games and all three postseason contests during his rookie campaign.

COLLEGE: Hills played 42 games at the University of Texas, starting his final 24 contests at left tackle and being named a first-team All-America selection by the Walter Camp Foundation following his senior year... Allowed just four quarterback sacks and seven pressures in 743 pass plays over his final two seasons.

PERSONAL: Hills attended Alief Elsik High School in Houston, where he was a three-year starter at tight end... Earned All-Greater Houston and all-district honors his final two seasons in addition to being named a *Parade* All-America selection and adding third-team Class 5A all-state recognition as a senior... Anthony Tramaine Hills was born on Nov. 4, 1984, in Houston.

HILLS' REGULAR SEASON RECORD

Year	Club	G	S
2008	Pittsburgh	0	0
2009	Pittsburgh	1	0
2010	Pittsburgh	4	0
2011	Denver	0	0
CAREER TOTALS		5	0

HILLS' POSTSEASON RECORD

Year	Club	G	S
2008	Pittsburgh	0	0
2010	Pittsburgh	1	0
2011	Denver	1	0
CAREER TOTALS		2	0



JASON HUNTER

6-4 • 271 • 7TH YR. • APPALACHIAN STATE

BORN: Aug. 28, 1983, in Charlotte, N.C.

HIGH SCHOOL: E.E. Smith High School, Fayetteville, N.C.

ACQUIRED: Free Agent, 2010

NFL YEAR: 7th • **YEAR WITH BRONCOS:** 3rd

NFL GAMES PLAYED/STARTED: 88/23 • **POSTSEASON:** 4/0

DEFENSIVE END



90

HUNTER AT A GLANCE:

- A seventh-year defensive end who has played 88 career games (23 starts) with Denver (2010-11), Detroit (2009) and Green Bay (2006-08) and totaled 128 tackles (101 solo), 11 sacks (68 yds.), one interception, two forced fumbles and six fumble recoveries.
- Started a career-high 12 games for Denver in 2010 and set personal bests in nearly every statistical category despite not joining the club until midway through the preseason and playing outside linebacker for the first time.
- Totaled a combined 37 special-teams stops for Green Bay from 2006-08, including a team-leading 25 special-teams tackles in 2007 that represented the most by a Packers player since 1985.
- Earned Division I-AA second-team All-America honors after leading Appalachian State University to the NCAA Division I-AA National Championship as a senior in 2005.
- Joined the Broncos as a free agent on Aug. 19, 2010.
- Entered the NFL with Green Bay as a college free agent on May 5, 2006.

CAREER TRANSACTIONS: Signed by Green Bay as a college free agent 5/5/06; Waived by Green Bay 5/4/09; Claimed off waivers by Detroit 5/5/09; Released by Detroit 8/16/10; Signed by Denver 8/19/10.



2011: Hunter saw action in all 16 regular-season games (2 starts) for the second consecutive season and totaled 20 tackles (16 solo), one sack (6 yds.), one forced fumble and one fumble recovery... Played in both of Denver's postseason contests and contributed four tackles (2 solo)... Recorded a season-high six tackles to go along with a sack and a forced fumble in Denver's season opener vs. Oak. (9/12).

2010: Hunter played all 16 games and started a career-high 12 contests at outside linebacker after signing with Denver during the preseason... Finished fifth on the club with 59 tackles (48 solo), three sacks (30 yds.), one interception (14 yds.), two passes defended, one forced fumble and two fumble recoveries... Added two solo tackles and one fumble recovery on special teams... Totaled a career-high nine tackles (6 solo), including one sack (14 yds.) at Bal. (10/10)... Recovered a fumble vs. K.C. (11/14) and returned it 75 yards for a score to represent the second fumble return for a touchdown in his career as well as the fourth-longest in franchise history.

2009: Hunter played 14 games (9 starts) for Detroit and recorded 34 tackles (27 solo), including a career-high five sacks (27 yds.), to go along with three passes defended and two fumble recoveries at defensive end... Made his first career start in Week 2 vs. Min. (9/20) while also picking up his first NFL sack... Recorded a sack in each of Detroit's final three regular-season games.

2008: Hunter played 12 games (0 starts) for Green Bay and totaled 10 tackles (6 solo), two sacks (5 yds.), one pass defended and one fumble recovery... Added three stops on special teams... Recorded one of five defensive touchdowns on the season by Green Bay when he recovered a fumble vs. Chi. (11/16) and returned it 54 yards for a score.

2007: Hunter played all 16 regular-season games (0 starts) and both postseason contests for Green Bay while emerging as its top special-teams contributor... Totaled 25 special-teams tackles in the regular-season to represent the most by a Packers player since 1985... Added a special-teams stop in the NFC Championship Game vs. NYG (1/20).

2006: Hunter, who entered the NFL with Green Bay as a college free agent on May 5, played in 14 games (0 starts) while registering two tackles on defense and eight stops on special teams... Recovered an onside kick vs. NYJ (12/3).

COLLEGE: Hunter played 50 games (15 starts) in four seasons at Division I-AA Appalachian State University, where he registered 186 tackles (110 solo), including 38.5 tackles for a loss and 24 sacks, to go along with nine pass breakups, five forced fumbles, five fumble recoveries and one interception... Earned Division I-AA second-team All-America honors following his senior season in which he started 15 games and totaled 101 tackles (51 solo), 24.5 tackles for a loss and 13 sacks while leading the Mountaineers to the Division I-AA national title.

PERSONAL: Hunter played one season of football at E.E. Smith High School in Fayetteville, N.C., where he earned honorable mention all-conference recognition after recording 87 tackles and 9.5 sacks as a senior... Hunter's father, James, played football at Johnson C. Smith University in Charlotte, N.C., in addition to serving 25 years in the 82nd Airborne Division in the U.S. Armed Forces... Worked as an intern for the Red Cross in high school... Jason Terrell Hunter was born on Aug. 28, 1983, in Charlotte, N.C.

HUNTER'S REGULAR SEASON RECORD

Year	Club	G	S	UT	A	TT	S-Yds.	I-Yds.	PD	FF	FR	TD-Int.	TD-FR	S	Pts.
2006	Green Bay	14	0	2	0	2	0-0	0-0	0	0	0	0	0	0	0
2007	Green Bay	16	0	2	1	3	0-0	0-0	0	0	0	0	0	0	0
2008	Green Bay	12	0	6	4	10	2-5	0-0	1	0	1	0	1	0	6
2009	Detroit	14	9	27	7	34	5-27	0-0	3	0	2	0	0	0	0
2010	Denver	16	12	48	11	59	3-30	1-14	2	1	2	0	1	0	6
2011	Denver	16	2	16	4	20	1-6	0-0	1	1	1	0	0	0	0
CAREER TOTALS		88	23	101	27	128	11-68	1-14	7	2	6	0	2	0	12
BRONCOS TOTALS		32	14	64	15	79	4-36	1-14	3	2	3	0	1	0	6

ADDITIONAL STATISTICS: Special teams tackles — 2006 (8), 2007 (25), 2008 (3), 2010 (2), 2011 (1), TOTAL (39). Special teams fumbles — 2007 (1 FF), 2010 (1 FR), TOTAL (1 FF, 1 FR). Returned a kickoff 7 yards vs. Houston (12/7/08).

HUNTER'S POSTSEASON RECORD

Year	Club	G	S	UT	A	TT	S-Yds.	I-Yds.	PD	FF	FR	TD-Int.	TD-FR	S	Pts.
2007	Green Bay	2	0	0	0	0	0-0	0-0	0	0	0	0	0	0	0
2011	Denver	2	0	2	2	4	0-0	0-0	0	0	0	0	0	0	0
CAREER TOTALS		4	0	2	2	4	0-0	0-0	0	0	0	0	0	0	0

ADDITIONAL STATISTICS: Special teams tackles — 2007 (1), TOTAL (1).

HUNTER'S SINGLE-GAME HIGHS

(Postseason in parentheses)

Tackles — 9 at Baltimore, 10/10/10 (3 at New England, 1/14/12). **Sacks** — 1.0 11 times, last vs. Oakland, 9/12/11 (none). **Interceptions** — 1 vs. N.Y. Jets, 10/17/10 (none). **Interception return yards** — 14 vs. N.Y. Jets, 10/17/10 (none). **Forced Fumbles** — 1, twice, last vs. Oakland, 9/21/11 (none). **Fumble Recoveries** — 1, six times, last at Minnesota, 12/4/11 (none). **Fumble return yards** — 75 vs. Kansas City 11/14/10 (none).

JASON HUNTER'S CAREER GAME-BY-GAME

(Victories asterisked)

2006 GREEN BAY (12-4)		TACKLES									
Date	Opponent	P/S	UT	A	TT	S-Yds.	I-Yds.	PD	FF	FR	
Games 1-2											
Sep 24	at Detroit*	P	0	0	0	0-0	0-0	0	0	0	
Oct 2	at Philadelphia	P	1	0	1	0-0	0-0	0	0	0	
Games 5-12											
Dec 10	at San Francisco	P	1	0	1	0-0	0-0	0	0	0	
Games 14-16											
		P	0	0	0	0-0	0-0	0	0	0	
Regular Season Totals			14/0	2	0	2	0-0	0-0	0	0	0

2007 GREEN BAY (13-3) TACKLES										
Date	Opponent	P/S	UT	A	TT	S-Yds.	I-Yds.	PD	FF	FR
Games 1-10		P	0	0	0	0-0	0-0	0	0	0
Nov 22	at Detroit*	P	1	0	1	0-0	0-0	0	0	0
Nov 29	at Dallas	P	0	0	0	0-0	0-0	0	0	0
Dec 9	vs. Oakland*	P	0	0	0	0-0	0-0	0	0	0
Dec 16	at St. Louis*	P	0	0	0	0-0	0-0	0	0	0
Dec 23	at Chicago	P	1	0	1	0-0	0-0	0	0	0
Dec 30	vs. Detroit*	P	0	1	1	0-0	0-0	0	0	0
Regular Season Totals		16/0	2	1	3	0-0	0-0	0	0	0
Jan 12	vs. Seattle*†	P	0	0	0	0-0	0-0	0	0	0
Jan 20	vs. N.Y. Giants#	P	0	0	0	0-0	0-0	0	0	0
Postseason Totals		2/0	0	0	0	0-0	0-0	0	0	0
†NFC Divisional Playoff Game; #NFC Championship Game										
2008 GREEN BAY (6-10) TACKLES										
Date	Opponent	P/S	UT	A	TT	S-Yds.	I-Yds.	PD	FF	FR
Sep 8	vs. Minnesota*	P	1	0	1	0-0	0-0	0	0	0
Sep 14	at Detroit*	P	1	1	2	0-0	0-0	0	0	0
Sep 21	vs. Dallas	P	2	0	2	0-0	0-0	0	0	0
Sep 28	at Tampa Bay	P	0	0	0	0-0	0-0	0	0	0
Games 5-7				INACTIVE						
Nov 2	at Tennessee	P	0	0	0	0-0	0-0	0	0	0
Nov 9	at Minnesota			INACTIVE						
Nov 16	vs. Chicago*	P	0	0	0	0-0	0-0	0	0	1
Nov 24	at New Orleans	P	0	1	1	0-0	0-0	0	0	0
Nov 30	vs. Carolina	P	0	0	0	0-0	0-0	0	0	0
Dec 7	vs. Houston	P	0	2	2	0-0	0-0	1	0	0
Dec 14	at Jacksonville	P	0	0	0	0-0	0-0	0	0	0
Dec 22	at Chicago	P	1	0	1	1-0	0-0	0	0	0
Dec 28	vs. Detroit*	P	1	0	1	1-5	0-0	0	0	0
Regular Season Totals		12/0	6	4	10	2-5	0-0	1	0	1
2009 DETROIT (2-14) TACKLES										
Date	Opponent	P/S	UT	A	TT	S-Yds.	I-Yds.	PD	FF	FR
Sep 13	at New Orleans	P	3	1	4	0-0	0-0	0	0	0
Sep 20	vs. Minnesota	S	2	1	3	1-5	0-0	1	0	0
Sep 27	vs. Washington	S	3	1	4	1-7	0-0	1	0	0
Oct 4	at Chicago	S	1	0	1	0-0	0-0	0	0	0
Oct 11	vs. Pittsburgh	S	1	1	2	0-0	0-0	0	0	0
Games 6-7				INACTIVE						
Nov 8	at Seattle	P	4	0	4	0-0	0-0	0	0	0
Nov 15	at Minnesota	S	0	2	2	0-0	0-0	0	0	1
Nov 22	vs. Cleveland*	S	4	0	4	0-0	0-0	0	0	0
Nov 26	vs. Green Bay	P	1	0	1	0-0	0-0	0	0	1
Dec 7	at Cincinnati	P	1	0	1	0-0	0-0	0	0	0
Dec 13	at Baltimore	S	3	1	4	0-0	0-0	0	0	0
Dec 20	vs. Arizona	P	2	0	2	1-8	0-0	0	0	0
Dec 27	at San Francisco	S	1	0	1	1-4	0-0	1	0	0
Jan. 3	vs. Chicago	S	1	0	1	1-3	0-0	0	0	0
Regular Season Totals		14/9	27	7	34	5-27	0-0	3	0	2
2010 DENVER (4-12) TACKLES										
Date	Opponent	P/S	UT	A	TT	S-Yds.	I-Yds.	PD	FF	FR
Sep 12	at Jacksonville	S	4	1	5	0-0	0-0	0	0	0
Sep 19	vs. Seattle*	S	3	0	3	0-0	0-0	0	0	0
Sep 26	vs. Indianapolis	P	0	1	1	0-0	0-0	0	0	0
Oct 3	at Tennessee*	S	4	0	4	0-0	0-0	0	0	0
Oct 10	at Baltimore	S	6	3	9	1-14	0-0	0	0	0
Oct 17	vs. N.Y. Jets	S	2	0	2	0-0	1-14	1	0	0
Oct 24	vs. Oakland	S	6	0	6	1-12	0-0	1	0	0
Oct 31	at San Francisco (London)	S	5	0	5	0-0	0-0	0	0	0
Nov 14	vs. Kansas City*	S	1	0	1	1-4	0-0	0	0	1
Nov 22	at San Diego	S	2	3	5	0-0	0-0	0	0	0
Nov 28	vs. St. Louis	P	3	2	5	0-0	0-0	0	0	0
Dec 5	at Kansas City	S	5	0	5	0-0	0-0	0	0	0
Dec 12	at Arizona	S	2	1	3	0-0	0-0	0	0	0
Dec 19	at Oakland	S	4	0	4	0-0	0-0	0	1	1
Dec 26	vs. Houston*	P	1	0	1	0-0	0-0	0	0	0
Jan 2	vs. San Diego	P	0	0	0	0-0	0-0	0	0	0
Regular Season Totals		16/12	48	11	59	3-30	1-14	2	1	2

2011 DENVER (8-8)		TACKLES									
Date	Opponent	P/S	UT	A	TT	S-Yds.	I-Yds	PD	FF	FR	
Sep 12	vs. Oakland	P	5	1	6	1-6	0-0	0	1	0	
Sep 18	vs. Cincinnati*	S	2	0	2	0-0	0-0	0	0	0	
Sep 25	at Tennessee	S	3	0	3	0-0	0-0	0	0	0	
Oct 2	at Green Bay	P	0	1	1	0-0	0-0	0	0	0	
Oct 9	vs. San Diego	P	2	0	2	0-0	0-0	0	0	0	
Oct 23	at Miami*	P	0	1	1	0-0	0-0	0	0	0	
Oct 30	vs. Detroit	P	1	0	1	0-0	0-0	0	0	0	
Nov 6	at Oakland*	P	0	0	0	0-0	0-0	0	0	0	
Nov 13	at Kansas City*	P	0	0	0	0-0	0-0	0	0	0	
Nov 17	vs. N.Y. Jets*	P	0	0	0	0-0	0-0	0	0	0	
Nov 27	at San Diego*	P	1	0	1	0-0	0-0	0	0	0	
Dec 4	at Minnesota*	P	0	0	0	0-0	0-0	0	0	1	
Dec 11	vs. Chicago*	P	0	0	0	0-0	0-0	0	0	0	
Dec 18	vs. New England	P	1	0	1	0-0	0-0	0	0	0	
Dec 24	at Buffalo	P	1	0	1	0-0	0-0	1	0	0	
Jan 1	vs. Kansas City	P	0	1	1	0-0	0-0	0	0	0	
Regular Season Totals		16/2	16	4	20	1-6	0-0	1	1	1	
Jan 8	vs. Pittsburgh*§	P	1	0	1	0-0	0-0	0	0	0	
Jan 14	at New England†	P	1	2	3	0-0	0-0	0	0	0	
Postseason Totals		2/0	2	2	4	0-0	0-0	0	0	0	

§AFC Wild Card Game; †AFC Divisional Playoff Game



CORNELIUS INGRAM

6-4 • 250 • 2ND YR. • FLORIDA

BORN: June 10, 1985, in Hawthorne, Fla.

HIGH SCHOOL: Hawthorne High School, Hawthorne, Fla.

ACQUIRED: Free Agent 2011

NFL YEAR: 2nd • **YEAR WITH BRONCOS:** 2nd

NFL GAMES PLAYED/STARTED: 0/0

TIGHT END



82

INGRAM AT A GLANCE:

- A second-year tight end who competed on practice squads with Denver (2011), Detroit (2011) and Philadelphia (2010) after spending his rookie season on the Eagles' injured reserve list.
- Totaled 64 receptions for 888 yards (13.9 avg.) with eight touchdowns and was a part of two National Championship teams (2006, '08) at the University of Florida after switching from quarterback to tight end.
- Named a team captain for Florida during his 2008 senior campaign before sitting out the season with a knee injury.
- Played for the Gators' basketball team as a true freshman and saw action in 19 games at small forward and shooting guard.
- Joined the Broncos as a practice-squad signee on Dec. 27, 2011.
- Selected by the Broncos in the seventh round (204th overall) of the 2011 NFL Draft.

CAREER TRANSACTIONS: Signed by Philadelphia as a draft choice 6/11/09; Placed on injured reserve by Philadelphia (knee) 9/1/09; Waived by Philadelphia 9/4/10; Signed by Philadelphia (practice squad) 11/11/10; Waived by Philadelphia 12/16/10; Signed by Philadelphia (practice squad) 12/22/10; Signed by Philadelphia to a future contract; Waived by Philadelphia 9/6/11; Signed by Detroit (practice squad) 9/6/11; Placed on practice squad/injured list by Detroit 9/14/11; Waived by Detroit 9/27/11; Signed by Denver (practice squad) 12/27/11; Signed by Denver to a future contract 1/16/12.



2011: Ingram competed on practice squads with Detroit and Denver after being waived by Philadelphia during final roster cutdowns.

2010: Ingram spent the final eight weeks of the season on Philadelphia's practice squad after being waived by the club on Sept. 4.

2009: Selected by the Eagles in the fifth round (153rd overall) of the 2009 NFL Draft, Ingram hurt his knee early in training camp and was placed on injured reserve on Sept. 1.


COLLEGE: Ingram played 29 games (7 starts) at the University of Florida and totaled 64 career receptions for 888 yards (13.9 avg.) and eight touchdowns as part of two National Championship squads... Sat out his senior season with a knee injury after earning second-team All-Southeastern Conference honors as a junior (34 rec., 508 yds., 7 TDs)... Started his collegiate career as a quarterback before moving to tight end and also playing H-Back

and slot receiver... Played for the Gators' basketball team as a true freshman and saw action in 19 games at small forward and shooting guard.

PERSONAL: Ingram was a two-time Class 1A All-State selection in football and basketball at Hawthorne High School in Hawthorne, Fla.... Named to the Southeast 88 list by Rivals.com as the third-best quarterback prospect in the nation in addition to finishing as one of six finalists for the Mr. Basketball Award for the state of Florida... Graduated from Florida with a degree in anthropology... Cornelius Ingram was born on June 10, 1985, in Hawthorne, Fla.

INGRAM'S REGULAR SEASON RECORD

Year	Club	G	S	No.	RECEIVING				TD	TD	TDr	SCORING			
					Yds.	Avg.	LG					TDp	TDrt	2pt	Pts.
2009	Philadelphia														
2010	Philadelphia														
2011	Det./Den.														
CAREER TOTALS					0	0.0	—	0	0	0	0	0	0	0	0



NATE IRVING

6-1 • 240 • 2ND YR. • NORTH CAROLINA ST.

BORN: July 12, 1988, in Teachey, N.C.


HIGH SCHOOL: Wallace-Rose Hill High School, Teachey, N.C.

ACQUIRED: Draft #3 (67th overall), 2011

NFL YEAR: 2nd • **YEAR WITH BRONCOS:** 2nd

NFL GAMES PLAYED/STARTED: 16/0 • **POSTSEASON:** 2/0

LINEBACKER



56

IRVING AT A GLANCE:

- A second-year linebacker who participated in all 16 regular-season games and both playoff contests for the Broncos as a rookie in 2011.
- Totaled four special-teams stops for Denver in the regular season in 2011 and added his first career defensive stop in the Broncos' AFC Divisional Playoff Game at New England (1/14/12).
- Saw action in 34 games (26 starts) at North Carolina State University, totaling 233 tackles (136 solo), 8.5 sacks (56 yds.), 39.5 tackles for a loss, four interceptions (83 yds.), six forced fumbles and three fumble recoveries for the Wolfpack.
- Named a first-team All-America selection by Scout.com as a senior in 2010 and was an All-Atlantic Coast Conference performer after leading N.C. State with 97 tackles (51 solo), including 20.5 tackles for a loss (77 yds.) and 6.5 sacks (41 yds.).
- Presented with the ACC's prestigious Piccolo Award (most courageous player) following his senior season after returning from missing the entire 2009 campaign recovering from multiple injuries sustained in a car crash.
- Selected by the Broncos in the third round (67th overall) of the 2011 NFL Draft.

CAREER TRANSACTIONS: Signed by Denver as a draft choice 7/29/11.



2011: Selected by Denver in the third round (67th overall) of the 2011 NFL Draft, Irving played all 16 regular-season games as a rookie, totaling four special-teams tackles, and saw action in both playoff contests while contributing one defensive stop.

COLLEGE: Irving competed in 34 games (26 starts) at North Carolina State University and totaled 233 tackles (136 solo), 8.5 sacks (56 yds.), 39.5 tackles for a loss, four interceptions (83 yds.), six forced fumbles and three fumble recoveries... Named a first-team All-America selection by Scout.com as a senior in 2010 and was an All-Atlantic Coast Conference selection after leading the Wolfpack with 97 tackles (51 solo), including 20.5 tackles for a loss (77 yds.) and 6.5 sacks (41 yds.)... Presented with the prestigious Piccolo Award (most courageous player) following his senior season after returning from missing the entire 2009 campaign recovering from multiple injuries sustained in a car crash... Set an NCAA record with eight tackles for a loss in a win vs. Wake Forest (11/13/10).

PERSONAL: Irving attended Wallace-Rose Hill High School in Teachey, N.C., where he played tight end and rush end/linebacker as a senior, totaling 110 tackles, three sacks, one interception and six forced fumbles to go along with 12 all-purpose touchdowns... Invited to play in the North Carolina Shrine Bowl and was selected as a first-team All-Super Six Conference choice... Graduated from North Carolina State with a degree in program management (minor in zoology)... Nate Irving was born on July 12, 1988, in Teachey, N.C.

IRVING'S REGULAR SEASON RECORD

Year	Club	G	S	UT	A	TT	S-Yds.	I-Yds.	PD	FF	FR	TD-Int.	TD-FR	S	Pts.
2011	Denver	16	0	0	0	0	0-0	0-0	0	0	0	0	0	0	0
CAREER TOTALS		16	0	0	0	0	0-0	0-0	0	0	0	0	0	0	0

ADDITIONAL STATISTICS: Special teams tackles — 2011 (4), TOTAL (4).

IRVING'S POSTSEASON RECORD

Year	Club	G	S	UT	A	TT	S-Yds.	I-Yds.	PD	FF	FR	TD-Int.	TD-FR	S	Pts.
2011	Denver	2	0	1	0	1	0-0	0-0	0	0	0	0	0	0	0
CAREER TOTALS		2	0	1	0	1	0-0	0-0	0	0	0	0	0	0	0

NATE IRVING'S CAREER GAME-BY-GAME

(Victories asterisked)

2011 DENVER (8-8)		TACKLES									
Date	Opponent	P/S	UT	A	TT	S-Yds.	I-Yds.	PD	FF	FR	
DID NOT RECORD ANY DEFENSIVE STATISTICS IN THE REGULAR SEASON											
Regular Season Totals		16/0	0	0	0	0-0	0-0	0	0	0	
Jan 8	vs. Pittsburgh*§	P	1	0	1	0-0	0-0	0	0	0	
Jan 14	at New England†	P	1	0	1	0-0	0-0	0	0	0	
Postseason Totals		2/0	1	0	1	0-0	0-0	0	0	0	

§AFC Wild Card Game; †AFC Divisional Playoff Game



JEREMIAH JOHNSON

5-9 • 200 • 3RD YR. • OREGON

BORN: Feb. 15, 1987, in Los Angeles, Calif.

HIGH SCHOOL: Dorsey High School, Los Angeles, Calif.

ACQUIRED: Free Agent, 2011

NFL YEAR: 3rd • **YEAR WITH BRONCOS:** 2nd

NFL GAMES PLAYED/STARTED: 8/0 • **POSTSEASON:** 2/0

RUNNING BACK



37

JOHNSON AT A GLANCE:

- A third-year running back who played eight regular-season games and both playoff contests for the Broncos in 2011, contributing 14 carries for 77 yards (5.5 avg.) for the league's top rushing attack (164.5 ypg).
- Spent time on practice squads with Denver, Carolina and Washington in 2010 after his rookie season with Houston in 2009.
- Participated in the Texans' training camp in 2009 before sustaining a shoulder injury and being placed on injured reserve on Aug. 8.
- Rushed for 2,336 yards and 30 touchdowns in four seasons at the University of Oregon, including a career-best 1,201 rushing yards as a senior that marked the sixth-highest total in school history.
- Scored 18 rushing touchdowns as a senior at Dorsey High School in Los Angeles.
- Joined the Broncos as a practice-squad signee on Dec. 10, 2010.
- Entered the NFL with Houston as a college free agent on May 1, 2009.

CAREER TRANSACTIONS: Signed by Houston as a college free agent 5/1/09; Placed on injured reserve (shoulder) by Houston 8/8/09; Waived by Houston 9/19/10; Signed by Washington (practice squad) 10/26/10; Waived by Washington 10/27/10; Signed by Carolina (practice squad) 11/17/10; Waived by Carolina 12/2/10; Signed by Denver (practice squad) 12/7/10; Signed by Denver to a future contract 1/3/11; Waived by Denver 9/3/11; Signed by Denver (practice squad) 9/4/11; Signed by Denver (active roster) 9/17/11; Waived by Denver 9/20/11; Signed by Denver (practice squad) 9/22/11; Signed by Denver (active roster) 11/14/11.



2011: Johnson played eight games (0 starts) in the regular season and totaled 14 rushes for 77 yards (5.5 avg.) to help the Broncos finish first in the NFL in rushing with team-record 2,632 yards on the ground... Added seven receptions for 62 yards (8.9 avg.) in the regular season... Saw action in both playoff contests, rushing four times for 10 yards (2.5 avg.) in Denver's AFC Divisional Playoff Game at N.E. (1/14)... Spent eight weeks of the season on the club's practice squad.

2010: Johnson was waived by Houston on Sept. 10, and spent time on the practice squads of Washington, Carolina and Denver.

2009: Johnson, who entered the NFL with Houston as a college free agent on May 1, participated in the Texans' training camp before suffering a shoulder injury and being placed on injured reserve on Aug. 8.

COLLEGE: Johnson played 40 career games at the University of Oregon and totaled 349 carries for 2,336 yards with 30 touchdowns to represent the sixth-best career rushing mark in school history... Earned second-team All-Pacific-10 Conference honors as a senior after rushing for a personal-best 1,201 yards and 13 touchdowns on 168 carries for a 7.1-yard average.

PERSONAL: Johnson played running back at Dorsey High School in Los Angeles, where he rushed for 18 touchdowns as a senior... Majored in political science at Oregon... Jeremiah Alex Johnson was born on Feb. 15, 1987, in Los Angeles.

JOHNSON'S REGULAR SEASON RECORD

Year	Club	G	S	No.	RUSHING				No.	RECEIVING				SCORING				
					Yds.	Avg.	LG	TD		Yds.	Avg.	LG	TD	TD	TDr	TDp	TDrt	2pt Pts.
2009	Houston																	
2010	Den./Car./Was.																	
2011	Denver	8	0	14	77	5.5	25	0	7	62	8.9	17	0	0	0	0	0	0
CAREER TOTALS		8	0	14	77	5.5	25	0	7	62	8.9	17	0	0	0	0	0	0

JOHNSON'S POSTSEASON RECORD

Year	Club	G	S	No.	RUSHING				No.	RECEIVING				SCORING				
					Yds.	Avg.	LG	TD		Yds.	Avg.	LG	TD	TD	TDr	TDp	TDrt	2pt Pts.
2011	Denver	2	0	4	10	2.5	6	0	0	0	0.0	—	0	0	0	0	0	0
CAREER TOTALS		2	0	4	10	2.5	6	0	0	0	0.0	—	0	0	0	0	0	0

JOHNSON'S SINGLE-GAME HIGHS

(Postseason in parentheses)

Rushes — 6 at Buffalo, 12/24/11 (4 at New England, 1/14/12). **Rushing yards** — 25 vs. New England, 12/18/11 (10 at New England, 1/14/12). **Longest rush** — 25 vs. New England, 12/18/11 (6 at New England, 1/14/12). **Rushing touchdowns** — None (none). **Receptions** — 2, three times, last at Buffalo, 12/24/11 (none). **Receiving yards** — 24 at San Diego, 11/27/11 (none). **Longest reception** — 17 at Buffalo, 12/24/11 (none). **Receiving touchdowns** — None (none).

JEREMIAH JOHNSON'S CAREER GAME-BY-GAME

(Victories asterisked)


2011 DENVER (8-8)		P/S	No.	RUSHING				No.	RECEIVING				SCORING	
Date	Opponent			Yds.	Avg.	LG	TD		Yds.	Avg.	LG	TD	2pt.	Pts.
Sep 12	vs. Oakland													
Sep 18	vs. Cincinnati*	P	0	0	0.0	—	0	0	0	0.0	—	0	0	0
Games 3-9														
Nov 17	vs. N.Y. Jets*	P	3	-2	-0.7	5	0	1	8	8.0	8	0	0	0
Nov 27	at San Diego*	P	0	0	0.0	—	0	2	24	12.0	14	0	0	0
Dec 4	at Minnesota*	P	0	0	0.0	—	0	0	0	0.0	—	0	0	0
Dec 11	vs. Chicago*	P	2	18	9.0	14	0	2	11	5.5	8	0	0	0
Dec 18	vs. New England	P	1	25	25.0	25	0	0	0	0.0	—	0	0	0
Dec 24	at Buffalo	P	6	23	3.8	8	0	2	19	9.5	17	0	0	0
Jan 1	vs. Kansas City	P	2	13	6.5	12	0	0	0	0.0	—	0	0	0
Regular Season Totals			8/0	14	77	5.5	25	0	7	62	8.9	17	0	0
Jan 9	vs. Pittsburgh*§	P	0	0	0.0	—	0	0	0	0.0	—	0	0	0
Jan 15	at New England†	P	4	10	2.5	6	0	0	0	0.0	—	0	0	0
Postseason Totals			2/0	4	10	2.5	6	0	0	0.0	—	0	0	0

§AFC Wild Card Game; †AFC Divisional Playoff Game

DID YOU KNOW?

The Broncos' 13-10 win against the Boston Patriots at Boston University Field on Friday, Sept. 9, 1960, in front of 21,597 fans did more than mark the franchise's first victory in its first-ever regular-season game. Denver's contest at Boston also was the first regular-season game in American Football League history.

Halfback Al Carmichael also was credited with scoring the first touchdown in AFL (and Broncos) history in that game. On the first play of the second quarter, he took a short pass from quarterback Frank Tripucka along the right flat and reversed direction, going 59 yards down the left sideline for a touchdown that gave Denver a 7-3 lead.



CHRIS KUPER

6-4 • 303 • 7TH YR. • NORTH DAKOTA

BORN: Dec. 19, 1982, in Anchorage, Alaska


HIGH SCHOOL: A.J. Dimond High School, Anchorage, Alaska

ACQUIRED: Draft #5 (161st overall), 2006

NFL YEAR: 7th • **YEAR WITH BRONCOS:** 7th

NFL GAMES PLAYED/STARTED: 79/73

OFFENSIVE GUARD



73

KUPER AT A GLANCE:

- A seventh-year offensive guard in his sixth season as a starter for Denver who has allowed just 12 sacks in 73 career starts (62 at right guard, 11 at left guard) according to Stats Inc.
- Spent the last four years as the Broncos' starting right guard, opening at least 15 games in each campaign, including the 2008 season in which he was NFL's only 16-game starting guard to not allow a sack (Stats Inc.).
- Named a first-team All-Pro selection by *The Dallas Morning News* (Rick Gosselin) in 2011 after starting all 16 regular-season games and helping the Broncos lead the league in rushing with a team-record 2,632 yards.
- Helped the Broncos set a club record for fewest sacks allowed (12) in 2008 and rank third in the league in yards per rush (4.8) despite placing seven running backs on injured reserve.
- Started the Broncos' final 11 games in 2007 at left guard after seeing time in one game with the club as a rookie in 2006.
- Received All-America honors from the Associated Press in each of his final two seasons at the University of North Dakota, where he logged his first 29 career starts at right guard before switching to left tackle early in his senior year.
- Selected by the Broncos in the fifth round (161st overall) of the 2006 NFL Draft.

CAREER TRANSACTIONS: Signed by Denver as a draft choice 7/27/06. Placed on injured reserve by Denver 1/3/12.



2011: Kuper opened all 16 regular-season games for the second time in his career and helped the Broncos lead the NFL in rushing with a team-record 2,632 yards on the ground... Named a first-team All-Pro selection by *The Dallas Morning News* (Rick Gosselin)... Injured his ankle in Denver's season finale vs. K.C. (1/1) and missed the postseason.

2010: Kuper opened 15 contests at right guard for the second consecutive season, anchoring an interior offensive line that featured 34 starts by rookie or first-year players... Missed Week 2 vs. Sea. (9/19) due to a knee/ankle injury.

2009: Kuper started the Broncos' final 15 games of the year at right guard... Missed the season opener at Cin. (9/13) with an ankle injury.

2008: Kuper started all 16 games at right guard for Denver and was the only 16-game starting guard in the NFL to not allow a sack according to Stats Inc.... Helped the Broncos set a franchise record for fewest sacks allowed with 12 that tied for the fewest in the NFL... Blocked for a Denver offense that ranked third in the NFL in yards per rush (4.8) despite placing a league-high seven running backs on injured reserve... Part of a Broncos offense that was second in the league and first in the AFC in both yards per game (395.8) and yards per play (6.2).

2007: Kuper played on special teams in the Broncos' first five games of the season before starting the club's final 11 contests at left guard... Became a starter in Denver's sixth game of the year in place of Chris Myers, who moved from left guard to center to take over for an injured Tom Nalen... Helped the Broncos rank sixth in the NFL in yards per rush (4.4) during his 11 games as a starter.

2006: Selected by the Broncos in the fifth round (161st overall) of the 2006 NFL Draft, Kuper played on special teams in one game... Declared inactive for the first 11 games of the season before dressing but not playing in the following two contests... Made his NFL debut on special teams at Ari. (12/17).

KUPER HOLDS OPPONENTS WITHOUT A SACK IN 2008

FEWEST SACKS ALLOWED, 16-GAME STARTING GUARDS, NFL, 2008 (Stats Inc.)

	Player	Yr.	Pos.	GP	GS	Sacks
1.	Chris Kuper, Den.	3rd	RG	16	16	0.0
2.	Jake Scott, Ten.	5th	RG	16	16	0.5
3.	Chris Snee, NYG	5th	RG	16	16	1.0
	Brian Waters, K.C.	9th	LG	16	16	1.0

COLLEGE: Kuper was a three-year starter at the University of North Dakota who received All-America honors from the Associated Press in each of his final two seasons... Played 48 career games (41 starts) at UND with the first 29 coming at right guard before he switched to left tackle early in his senior season... Earned his second consecutive Most Valuable Offensive Lineman award from the North Central Conference and was a first-team All-American (AP) and all-conference choice as a 13-game starter during his senior campaign... Nominated for the Gene Upshaw Award, presented to the best offensive or defensive lineman in Division II, as a first-team All-American during his senior year in 2005... Received second-team All-America recognition (AP) and the NCC Most Valuable Offensive Lineman award as a 14-game starter during his junior campaign.

PERSONAL: Kuper was an all-state selection as a two-way lineman at A.J. Dimond High School in Anchorage, Alaska... Contributed 119 tackles (65 solo) and 10 sacks during his senior campaign... Recognized as an all-conference choice on offense and defense following his junior and senior seasons while being named the conference's Most Valuable Lineman as a senior... Helped his high school reach the state championship as a junior... Was one of only two Division II players invited to play in the East-West Shrine Game... Majored in communications at North Dakota... Married Cynthia during the offseason leading up to the 2009 season... Chris Kuper was born on Dec. 19, 1982, in Anchorage, Alaska.

KUPER'S REGULAR SEASON RECORD

Year	Club	G	S
2006	Denver	1	0
2007	Denver	16	11
2008	Denver	16	16
2009	Denver	15	15
2010	Denver	15	15
2011	Denver	16	16
CAREER TOTALS		79	73

ADDITIONAL STATISTICS: Miscellaneous tackles — 2007 (2), 2008 (1), 2009 (1), 2011 (1), TOTAL (5). Fumbles — 2008 (1FR), 2011 (1FR), TOTAL (2FR).



PEYTON MANNING

6-5 • 230 • 15TH YR. • TENNESSEE

BORN: March 24, 1976, in New Orleans

HIGH SCHOOL: Isidore Newman High School, New Orleans

ACQUIRED: Unrestricted free agent, 2012

NFL YEAR: 15th • **YEAR WITH BRONCOS:** 1st

NFL GAMES PLAYED/STARTED: 208/208 • **POSTSEASON:** 19/19

QUARTERBACK




MANNING AT A GLANCE:

- A 15th-year player and the only four-time MVP in NFL history who is the league's active leader in nearly every passing category.
- Ranks third all-time in completions (6,682), passing yards (54,828) and passing touchdowns (399).
- Posted the fourth-most wins (141) by a quarterback in NFL annals, including a league-record 11 double-digit victory seasons.
- Selected to 11 career Pro Bowls, tying Brett Favre for the NFL record by a quarterback.
- Named to the NFL's All-Decade Team for the 2000s as chosen by the Pro Football Hall of Fame Selection Committee.
- Voted Super Bowl XLI MVP (2006 season) after leading the Colts to their first World Championship since 1970 in a 29-17 win over the Bears.
- Totaled an NFL-record eight 300-yard passing games in 19 playoff games in addition to ranking third all-time in postseason completions (481) and passing yards (5,855).
- Owns the most 4,000-yard passing seasons (11) in NFL history and is the only player to throw for more than 3,000 yards in his first 13 professional seasons.
- Recorded at least a .500 record against 27 of the 31 NFL teams he has faced during his career.

18's TROPHY CASE

All-Decade Team2000s
NFL MVP (4)2003-04, '08-09
Super Bowl XLI MVP2006
AFC Player of the Year (6)1999, 2003-05, '08-09
Pro Bowl Selections (11)	..1999-2000, '02-10
Pro Bowl MVP2004
All-Pro (First Team) (5)	..2003-05, '08-09
All-Pro (Second Team) (3)	..1999-2000, '06

- Received the Byron “Whizzer” White Humanitarian Award in 2005 and was named the Walter Payton NFL Man of the Year in 2005.
- His jersey No. 18 is technically retired by the Broncos, but former quarterback Frank Tripucka gave Manning his blessing to wear the number.
- Started 45-of-48 games at the University of Tennessee and left college with 33 school records, eight Southeastern Conference marks and two NCAA standards.
- Led the Volunteers to an SEC Championship as a senior in 1997 and finished as the Heisman trophy runner-up and a consensus All-American.
- Joined the Broncos as an unrestricted free agent on March 20, 2012.
- Selected by Indianapolis in the first round (1st overall) of the 1998 NFL Draft.

CAREER TRANSACTIONS: Signed by Indianapolis as a draft choice 7/29/98; Released by Indianapolis 3/7/12; Signed by Denver 3/20/12.



2011: Manning was inactive for all 16 regular-season games with a neck injury, ending his NFL-record streak of 208 consecutive starts to begin his career.

2010: Manning opened all 16 games for the 13th consecutive season and totaled Colts franchise marks and career highs in attempts (679), completions (450) and passing yards (4,700) while adding 33 touchdowns and 17 interceptions (91.9 rtg.)... Selected to his 11th career Pro Bowl to tie Brett Favre for the NFL record by a quarterback... Led the NFL in both completions and attempts... Set career bests in attempts (57) and completions (40) in the Colts' season opener at Hou. (9/12)... Opened the season with a career-best three consecutive games with at least three touchdowns and no interceptions... Completed 25-of-35 passes (71.4%) for 319 yards with two touchdowns (118.6 rtg.) at Ten. (12/9) to earn AFC Player of the Week honors... Connected on 18-of-26 passes (69.2%) for 225 yards with one touchdown (108.7 rtg.) in Indianapolis' Wild Card Playoff Game vs. NYJ (1/8).

2009: Manning won his second consecutive NFL Most Valuable Player award and NFL-record fourth MVP honor overall after opening all 16 games and completing 393-of-571 passes (68.8%) for 4,500 yards with 33 touchdowns and 16 interceptions (99.9 rtg.)... Earned his 10th career Pro Bowl selection and was named first-team All-Pro by the Associated Press for the fifth time... Became the first quarterback in NFL history to throw for 40,000 yards in a decade... Opened three postseason contests and completed 87-of-128 passes (68.0%) for 956 yards with six touchdowns and two interceptions (98.9 rtg.) while leading the Colts to their second Super Bowl in four seasons... Named AFC offensive Player of the Month for September after passing for 983 yards and seven touchdowns while posting a 117.7 rating.

2008: Manning opened all 16 games and was named NFL Most Valuable Player for the third time after completing 371-of-555 passes (66.8%) for 4,002 yards with 27 touchdowns and 12 interceptions (95.0 rtg.) in the regular season... Named to his ninth career Pro Bowl and earned first-team All-Pro accolades from the Associated Press... Selected as AFC Offensive Player of the Week after completing 19-of-28 passes (67.9%) for 271 yards and three touchdowns (134.7 rtg.) in a win vs. Bal. (10/12)... Started Indianapolis' AFC Wild Card Game at S.D. (1/3) and completed 25-of-42 passes (59.5%) for 310 yards with one touchdown (90.4 rtg.).

2007: Manning started all 16 games and was named to the eighth Pro Bowl of his career after completing 337-of-515 passes (65.4%) for 4,040 yards with 31 touchdowns and 14 interceptions (98.0 rtg.)... Had a personal-best streak of 190 passes without an interception snapped at Ten. (9/16)... Connected on 20-of-29 passes (69.0%) for 288 yards with four touchdowns and one interception (126.1 rtg.) vs. Jac. (12/2) to earn AFC Player of the Week honors... Opened the Colts' AFC Divisional Playoff Game vs. S.D. (1/13) and completed 33-of-48 passes (68.8%) for 402 yards with three touchdowns and two interceptions (97.7 rtg.).

2006: Manning played all 16 regular-season games during Indianapolis' Super Bowl season, completing 362-of-557 passes (65.0%) for 4,397 yards with 31 touchdowns and a career-low nine interceptions (101.0 rtg.)... Tied a career high with four rushing touchdowns and was named to his seventh Pro Bowl... Completed 97-of-153 passes (63.4%) for 1,034 yards with three touchdowns and seven interceptions (70.5 rtg.) in four postseason contests... Earned AFC Offensive Player of the Week honors after his performances vs. Hou. (9/17), vs. Was. (10/22), vs. Cin. (12/18) and vs. Mia. (12/31)... Named Offensive Player of the Month for October... Directed the

MANNING ACCUSTOMED TO WINNING

Peyton Manning has totaled the fourth-most regular-season victories (141) in NFL history by a starting quarterback. Included in his 141-66-0 (.678) record is an impressive 76-28 (.731) mark at home. He owns at least a .500 record against 27 of the 31 teams he has faced during his career and has gone 18-8 against teams from the AFC West.

MOST VICTORIES BY A STARTING QUARTERBACK, ALL-TIME (REGULAR SEASON ONLY)

Player	W-L-T	Pct.
1. Brett Favre.....	188-114-0623
2. John Elway.....	148-82-1643
3. Dan Marino	147-93-0613
4. Peyton Manning*	141-67-0678
5. Fran Tarkenton	125-109-6533

* active player

MANNING NAMED NFL MOST VALUABLE PLAYER FOUR TIMES

MOST NFL MOST VALUABLE PLAYER AWARDS, NFL HISTORY

Player	MVPs	Years Selected
1. Peyton Manning	4	2003-04, '08-09
2. Brett Favre	3	1995-97
Johnny Unitas	3	1959, '64, '67
Jim Brown	3	1957-58, 1965
5. Tom Brady	2	2007, '10
Kurt Warner	2	1999, 2001
Steve Young	2	1992, '94
Joe Montana	2	1989-90

Colts to 32 second-half points in the AFC Championship Game vs. N.E. (1/21) to give Indianapolis a 38-34 come-from-behind win against the Patriots... Completed 25-of-38 passes (65.8%) for 247 yards with one touchdown and one interception (81.8 rtg.) in Indianapolis' 29-17 win in Super Bowl XLI vs. Chi. (2/4) to become the first Colts player to earn Super Bowl MVP honors.

2005: Manning was named to his sixth career Pro Bowl and earned first-team All-Pro honors from the Associated Press for the third consecutive season after starting all 16 games and completing 305-of-453 passes (67.3%) for 3,747 yards with 28 touchdowns and 10 interceptions (104.1 rtg.)... Named AFC Player of the Week after connecting on 28-of-37 passes (67.6%) for 321 yards with three touchdowns and one interception (117.1 rtg.) at N.E. (11/7)... Opened the Colts' AFC Divisional Playoff Game vs. Pit. (1/15) and completed 22-of-38 passes (57.9%) for 290 yards with one touchdown (90.9 rtg.)... Named the 2005 Walter Payton Man of the Year.

2004: Manning earned NFL MVP honors and Associated Press first-team All-Pro accolades for the second consecutive season, opening all 16 contests and completing 336-of-497 passes (67.6%) for 4,557 yards with 49 touchdowns and just 10 interceptions... Set NFL records for single-season touchdowns (49) and quarterback rating (121.1)... Set an NFL mark with 11 consecutive games with a 100+ rating... Started two playoff games and completed 54-of-75 passes (72.0%) for 696 yards with four touchdowns and two interceptions (107.4 rtg.)... Named AFC Offensive Player of the Week on four occasions, including a six-touchdown performance at Det. (11/25) that also marked an NFL record with his fifth consecutive game with four scoring passes... Earned AFC Offensive Player of the Month honors for November... Totaled the second-highest passing total in NFL postseason history in the Colt's AFC Wild Card Game vs. Den. (1/9) after completing 27-of-33 passes (81.8%) for 458 yards with four touchdowns and one interception (145.7 rtg.).

2003: Manning received his first NFL Most Valuable Player honor in addition to being named first-team All-Pro by the Associated Press after starting all 16 regular-season games and completing 379-of-566 passes (67.0%) for 4,267 yards with 29 touchdowns and 10 interceptions... Earned Pro Bowl recognition for the fourth time in his career... Began the season by tossing a career-high six touchdown passes in the opener at N.O. (9/28) and earned AFC Offensive Player of the Week accolades for his effort... Named AFC Offensive Player of the Month for September... Completed 25-of-30 passes (83.3%) for 290 yards and five touchdowns vs. Atl. (12/14) to earn his second conference player of the week honor... Connected on 22-of-26 passes (84.6%) for 377 yards with five touchdowns and his fourth-career perfect passer rating (158.3) in the Colts' AFC Wild Card Game vs. Den. (1/4).

WHERE MANNING RANKS IN NFL HISTORY

Career Statistic	No.	Active Rank	All-Time Rank
Regular Season			
Wins	141	1	4
Attempts	7,210	1	4
Completions	6,682	1	3
Passing yards	54,828	1	3
Passing touchdowns	399	1	3
Passer Rating (min. 1,500 att.)	94.9	5	6
300-yard passing games	63	1	1(t)
Games with three passing TDs	64	1	2
Games with 100+ passer rating	82	1	2
3,000-yard passing seasons	13	1	2(t)
4,000-yard passing seasons	11	1	1
Seasons with 25 passing TDs	13	1	1
Postseason			
Wins	9	3	11(t)
Attempts	718	2	4
Completions	453	2	4
Passing yards	5,389	1	3
Passing touchdowns	29	2	7
Passer Rating (min. 100 att.)	88.4	5	14
300-yard passing games	8	1	1
Games with three passing TDs	5	1	3(t)
Games with 100+ passer rating	5	2(t)	9(t)

ALL-TIME PRO FOOTBALL PASSING LEADERS

PASSING YARDS

No.	PLAYER	YARDS
1.	Brett Favre	71,838
2.	Dan Marino	61,361
3.	Peyton Manning*	54,828
4.	John Elway	51,475
5.	Warren Moon	49,325
6.	Fran Tarkenton	47,003
7.	Vinny Testaverde	46,233
8.	Drew Bledsoe	44,611
9.	Dan Fouts	43,040
10.	Kerry Collins*	40,922

PASS ATTEMPTS

No.	PLAYER	ATT.
1.	Brett Favre	10,169
2.	Dan Marino	8,358
3.	John Elway	7,250
4.	Peyton Manning*	7,210
5.	Warren Moon	6,823

* active player

TOUCHDOWN PASSES

No.	PLAYER	TDs
1.	Brett Favre	508
2.	Dan Marino	420
3.	Peyton Manning*	399
4.	Fran Tarkenton	342
5.	John Elway	300
	Tom Brady*	300
7.	Warren Moon	291
8.	Johnny Unitas	290
9.	Drew Brees*	281
10.	Vinny Testaverde	275

PASS COMPLETIONS

No.	PLAYER	COMP.
1.	Brett Favre	6,300
2.	Dan Marino	4,967
3.	Peyton Manning*	4,682
4.	John Elway	4,123
5.	Warren Moon	3,988

2002: Manning earned his third career Pro Bowl selection, completing 392-of-591 passes (66.3%) for 4,200 yards with 27 touchdowns and 19 interceptions (88.8 rtg.) during the regular season in 16 starts... Opened Indianapolis' AFC Wild Card Game at NYJ (1/4) and completed 14-of-31 passes (45.2%) for 137 yards with two interceptions (31.3 rtg.).

2001: Manning started all 16 games and connected on 343-of-547 passes (62.7%) for 4,131 yards with 26 touchdowns and 23 interceptions... Led the AFC and ranked second in the NFL with his 4,131 passing yards.

2000: Manning earned his second career Pro Bowl selection and was named second-team All-Pro by the Associated Press after opening all 16 regular-season games and completing 357-of-571 passes (62.5%) for 4,413 yards with 33 touchdowns and 15 interceptions... Ranked first in the NFL in completions and passing yards while tying for the league lead in touchdowns... Added four rushing touchdowns, including a career-long 33-yard scoring run, at Buf. (11/4)... Joined wide receiver Marvin Harrison and running back Edgerrin James as the first NFL triumvirate to post 4,000-1,000-1,000 numbers in consecutive seasons... Completed 23-of-36 passes (63.9%) for 440 yards with four touchdowns (143.3. rtg.) in the Colts' *Monday Night Football* matchup vs. Jac. (9/25)... Opened Indianapolis' AFC Wild Card Game at Mia. (12/30) and completed 17-of-32 passes (53.1%) for 194 yards with one touchdown (82.0 rtg.).

1999: Manning earned his first career Pro Bowl honor and was named second-team All-Pro by the Associated Press and AFC Offensive Player of the Year after starting all 16 regular-season games and completing 331-of-533 passes (62.1%) for 4,135 yards with 26 touchdowns and 15 interceptions (90.7 rtg.)... Helped the Colts post a 10-game win improvement from the previous year to mark the best one-season turnaround in NFL history... Completed 19-of-42 passes (44.2%) for 227 yards (60.9 rtg.) in the Colts' AFC Divisional Playoff Game vs. Ten. (1/16).

1998: Selected by Indianapolis with the No. 1 overall pick of the 1998 NFL Draft, Manning started all 16 games and set Colts and NFL rookie records for completions (326), attempts (575), yards (3,739) and touchdowns (26)... Passed for at least one touchdown in 15-of-16 games... Named to the PFW/PFWA All-Rookie First Team... Earned AFC Offensive Player of the Week honors after completing 26-of-44 passes (59.1%) for 276 yards with three touchdowns and two interceptions (81.2 rtg.) vs. NYJ (11/15).

COLLEGE: Manning was a four-year starter at the University of Tennessee, where he left college with 33 school records, eight Southeastern Conference marks and two NCAA standards... Ended his career with the most wins in SEC history (39-6), including a 26-4 mark as a starter in conference games... Ranked third in NCAA history with 11,201 passing yards and fourth in Division-I annals with 89 touchdowns... Named a consensus All-American and was the Heisman Trophy runner-up as a senior in 1997 after leading the Volunteers to an SEC Championship... Named MVP of the SEC Championship Game after completing 25-of-43 passes (58.1%) for 373 yards with four touchdowns and two interceptions in a 30-29 win over Auburn University... Won the Maxwell Award for college football's player of the year and the Davey O'Brien Award for the nation's top quar-

MANNING'S 4,000-YARD PASSING SEASONS

MOST 4,000-YARD PASSING SEASONS, NFL HISTORY

Player	No.	Years
1. Peyton Manning	11	1999-2004, '06-10
2. Drew Brees	6	2006-2011
Brett Favre	6	1995, '98-99, 2004, '07, '09
Dan Marino	6	1984-86, '88, 1992, '94
5. Tom Brady	4	2005, '07, '09, 2011
Philip Rivers	4	2008-2011
Warren Moon	4	1990-91, 94-95

terback... Named to the AFCA Good Works Team for community service... Led Tennessee to a 10-2 record and was the MVP of the Volunteers' 48-28 Citrus Bowl win over Northwestern University... Went 11-1 as a sophomore, including a 20-14 Citrus Bowl win against Ohio State University... Named SEC Freshman of the Year in 1994 after starting 8-of-11 games.

PERSONAL: Manning attended Isidore Newman High School in New Orleans, where he helped the team to a 34-5 record in three seasons as a starter... Named Gatorade Circle of Champions National Player of the Year and Columbus (Ohio) Touchdown Club National Offensive Player of the Year as a senior... Formed PayBack Foundation in 1999 to promote future success of disadvantaged youth through various youth programs... Serves as a member of the NCAA Leadership Advisory Board, the American Red Cross National Celebrity Cabinet, National Football Foundation Scholar-Athlete Advisory Board and the Board of Visitors of the College of Arts and Sciences at the University of Tennessee... His father, Archie, was an All-American at the University of Mississippi in 1969 and 1970 and had a 14-year playing career in the NFL with New Orleans (1971-82), Houston (1982-83) and Minnesota (1983-84)... His brother, Eli, also attended Ole Miss and was named the MVP of Super Bowls XLII and XLVI... Manning and his wife, Ashley, have a pair of 1-year-old twins, a boy and a girl, Marshall Williams and Mosley Thompson.

MANNING'S REGULAR SEASON RECORD

PASSING															
Year	Club	G	S	Att.	Comp.	Pct.	Yds.	Yds./Att.	TD	%	Int.	%	LG	Sack/Yds.	Rtg.
1998	Indianapolis	16	16	575	326	56.7	3,739	6.5	26	4.5	28	4.9	78t	22/109	71.2
1999	Indianapolis	16	16	533	331	62.1	4,135	7.8	26	4.9	15	2.8	80t	14/116	90.7
2000	Indianapolis	16	16	571	357	62.5	4,413	7.7	33	5.8	15	2.6	78t	20/131	94.7
2001	Indianapolis	16	16	547	343	62.7	4,131	7.6	26	4.8	23	4.2	86t	29/232	84.1
2002	Indianapolis	16	16	591	392	66.3	4,200	7.1	27	4.6	19	3.2	69	23/145	88.8
2003	Indianapolis	16	16	566	379	67.0	4,267	7.5	29	5.1	10	1.8	79t	18/107	99.0
2004	Indianapolis	16	16	497	336	67.6	4,557	9.2	49	9.9	10	2.0	80t	13/101	121.1
2005	Indianapolis	16	16	453	305	67.3	3,747	8.3	28	6.2	10	2.2	80t	17/81	104.1
2006	Indianapolis	16	16	557	362	65.0	4,397	7.9	31	5.6	9	1.6	68t	14/86	101.0
2007	Indianapolis	16	16	515	337	65.4	4,040	7.8	31	6.0	14	2.7	73t	21/124	98.0
2008	Indianapolis	16	16	555	371	66.8	4,002	7.2	27	4.9	12	2.2	75	14/86	95.0
2009	Indianapolis	16	16	571	393	68.8	4,500	7.9	33	5.8	16	2.8	80t	10/74	99.9
2010	Indianapolis	16	16	679	450	66.3	4,700	6.9	33	4.9	17	2.5	73t	16/91	91.9
2011	Indianapolis	0	0	0	0	0.0	0	0.0	0	0	0	0	—	0/0	0.0
CAREER TOTALS		208	208	7,210	4,682	64.9	54,828	7.6	399	5.5	198	2.7	86t	231/1,483	94.9

RUSHING						SCORING					
Year	Club	Att.	Yds.	Avg.	LG	TD	TD	TD	TD	2pt	Pts.
1998	Indianapolis	15	62	4.10	15	0	0	0	0	0	0
1999	Indianapolis	35	73	2.10	13	2	2	0	0	0	12
2000	Indianapolis	37	116	3.10	14	1	1	0	0	0	6
2001	Indianapolis	35	157	4.50	33t	4	4	0	0	0	24
2002	Indianapolis	38	148	3.90	13	2	2	0	0	0	12
2003	Indianapolis	28	26	0.90	10	0	0	0	0	0	0
2004	Indianapolis	25	38	1.50	19	0	0	0	0	0	0
2005	Indianapolis	33	45	1.40	12	0	0	0	0	0	0
2006	Indianapolis	23	36	1.60	12	4	4	0	0	0	24
2007	Indianapolis	20	-5	-0.30	4	3	3	0	0	0	18
2008	Indianapolis	20	21	1.10	12	1	1	0	0	0	6
2009	Indianapolis	19	-13	-0.70	3	0	0	0	0	0	0
2010	Indianapolis	18	18	1.00	27	0	0	0	0	0	0
2011	Indianapolis	0	0	0.0	—	0	0	0	0	0	0
CAREER TOTALS		346	722	2.1	33t	17	17	0	0	0	102

ADDITIONAL STATISTICS: Receptions — (1- -2, 2.0 avg., 2 LG), Fumble recoveries — 1999 (2), 2000 (1), 2001 (3), 2002 (2), 2003 (4), 2004 (3), 2007 (3), 2010 (1), TOTAL (19).

MANNING'S POSTSEASON RECORD

PASSING															
Year	Club	G	S	Att.	Comp.	Pct.	Yds.	Yds./Att.	TD	%	Int.	%	LG	Sack/Yds.	Rtg.
1999	Indianapolis	1	1	42	19	44.2	227	5.3	0	0.0	0	0.0	33	0/0	60.9
2000	Indianapolis	1	1	32	17	53.1	194	6.1	1	3.1	0	0.0	30	0/0	82.0
2002	Indianapolis	1	1	31	14	45.2	137	4.4	0	0.0	2	6.5	17	1/13	31.3
2003	Indianapolis	3	3	103	67	65.0	918	8.9	9	8.7	4	3.9	87t	5/41	106.4
2004	Indianapolis	2	2	75	54	72.0	696	9.3	4	5.3	2	2.7	49	2/12	107.4
2005	Indianapolis	1	1	38	22	57.9	290	7.6	1	2.6	0	0.0	50t	5/43	90.9
2006	Indianapolis	4	4	153	97	63.4	1,034	6.8	3	2.0	7	4.6	53t	6/41	70.5
2007	Indianapolis	1	1	48	33	68.8	402	8.4	3	6.3	2	4.2	55t	0/0	97.7
2008	Indianapolis	1	1	42	25	59.5	310	7.4	1	2.4	0	0.0	72t	1/8	90.4
2009	Indianapolis	3	3	128	87	68.0	956	7.5	6	4.7	2	1.6	46	4/30	98.9
2010	Indianapolis	1	1	26	18	69.2	225	8.7	1	3.8	0	0.0	57t	1/6	108.7
CAREER TOTALS		19	19	718	453	63.1	5,389	7.5	29	4.0	19	2.6	87t	25/194	88.4

Year	Club	RUSHING					SCORING						
		Att.	Yds.	Avg.	LG	TD	TD	TDr	TDp	TDrt	2pt	Pts.	
1999	Indianapolis	3	22	7.3	15t	1	1	1	0	0	0	6	
2000	Indianapolis	1	-2	-2.0	-2	0	0	0	0	0	0	0	
2002	Indianapolis	1	2	2.0	2	0	0	0	0	0	0	0	
2003	Indianapolis	4	3	0.8	3	0	0	0	0	0	0	0	
2004	Indianapolis	2	8	4.0	7	1	1	1	0	0	0	6	
2005	Indianapolis	0	0	0.0	—	0	0	0	0	0	0	0	
2006	Indianapolis	8	3	0.4	7	1	1	1	0	0	0	6	
2007	Indianapolis	1	-6	-6.0	-6	0	0	0	0	0	0	0	
2008	Indianapolis	1	-1	-1.0	-1	0	0	0	0	0	0	0	
2009	Indianapolis	3	-2	-0.7	0	0	0	0	0	0	0	0	
2010	Indianapolis	0	0	0.0	—	0	0	0	0	0	0	0	
CAREER TOTALS		24	27	1.1	15t	3	3	3	0	0	0	18	

ADDITIONAL STATISTICS: Fumble recoveries — 2003 (1), TOTAL (1).

MANNING'S SINGLE GAME HIGHS

(Postseason in parentheses)

Pass attempts — 57 at Houston, 9/12/10 (48 vs. San Diego, 1/13/08). **Pass completions** — 40 at Houston, 9/12/10 (33 vs. San Diego, 1/13/08). **Passing yards** — 472 at Kansas City, 10/31/04 (458 vs. Denver, 1/9/05). **Completion percentage (min. 10 att.)** — 87.5% (14-16) vs. Tennessee, 12/30/07 (84.6% (22-26) vs. Denver, 1/4/04). **Touchdown passes** — 6, twice, last at Detroit, 11/25/04 (5 vs. Denver, 1/4/04). **Longest pass completion** — 86t at New Orleans, 11/18/01 (87t vs. Denver, 1/4/04). **Rushing attempts** — 7 vs. Buffalo, 9/23/01 (3, twice, last at Baltimore, 1/13/07). **Rushing yards** — 44 at Buffalo, 11/4/01 (22 vs. Tennessee, 1/16/00). **Longest rush** — 33t at Buffalo, 11/4/01 (15t vs. Tennessee, 1/16/00). **Rushing touchdowns** — 1, 17 times, last at Tennessee, 10/27/08 (1, three times, last vs. New England, 1/21/07).

MANNING'S 300-YARD PASSING GAMES (71)

*denotes win (Manning's teams are 43-28, including the postseason, when he records more than 300 passing yards in a game.)

Date	Opponent	Yds.	Date	Opponent	Yds.
9/6/98	vs. Miami	302	12/18/05	vs. San Diego	336
9/27/98	vs. New Orleans	309	9/17/06	vs. Houston*	400
11/29/98	at Baltimore	357	10/22/06	vs. Washington*	342
12/20/98	at Seattle	335	10/29/06	at Denver*	345
9/26/99	at San Diego*	404	11/5/06	at New England*	326
10/31/99	vs. Dallas*	313	12/3/06	at Tennessee	351
9/10/00	vs. Oakland	367	12/10/06	at Jacksonville	313
9/25/00	vs. Jacksonville*	440	1/21/07	vs. New England*^	349
10/8/00	at New England	334	9/16/07	at Tennessee*	312
11/5/00	at Chicago	302	11/11/07	at San Diego*	328
12/3/00	at N.Y. Jets	339	12/23/07	vs. Houston*	311
9/23/01	vs. Buffalo*	421	1/13/08	vs. San Diego^	402
10/21/01	vs. New England	335	9/14/08	at Minnesota*	311
11/25/01	vs. San Francisco	370	11/16/08	vs. Houston*	320
12/2/01	at Baltimore	310	12/14/08	vs. Detroit*	318
12/16/01	vs. Atlanta*	325	12/18/08	at Jacksonville*	364
10/21/02	at Pittsburgh	304	1/3/09	at San Diego^	310
11/3/02	vs. Tennessee	327	9/13/09	vs. Jacksonville*	301
11/10/02	at Philadelphia*	319	9/21/09	at Miami*	303
12/22/02	vs. N.Y. Giants	365	9/27/09	at Arizona*	379
9/28/03	at New Orleans*	314	10/4/09	vs. Seattle*	353
10/6/03	at Tampa Bay*	386	10/11/09	at Tennessee*	309
11/9/03	at Jacksonville	347	11/1/09	vs. San Francisco*	347
11/16/03	vs. N.Y. Jets*	401	11/8/09	vs. Houston*	318
1/4/04	vs. Denver*^	377	11/15/09	vs. New England*	327
1/11/04	at Kansas City*^	304	12/17/09	at Jacksonville*	308
9/26/04	vs. Green Bay*	393	1/24/10	vs. N.Y. Jets*^	377
10/24/04	vs. Jacksonville	368	2/7/10	vs. New Orleans^	333
10/31/04	at Kansas City	472	9/12/10	at Houston	433
11/14/04	vs. Houston*	320	9/26/10	at Denver*	325
12/5/04	vs. Tennessee*	425	10/3/10	at Jacksonville	352
12/26/04	vs. San Diego*	383	10/17/10	at Washington*	307
1/9/05	vs. Denver*^	458	11/21/10	at New England	396
11/7/05	at New England*	321	12/5/10	vs. Dallas	365
11/20/05	at Cincinnati*	365	12/9/2010	at Tennessee*	319
12/11/05	at Jacksonville*	324			

^Playoff Game

DID YOU KNOW?

The average temperature for the 519 home game in Broncos history—combined preseason, regular season and postseason through 2011—is 60.1 degrees Fahrenheit.

PEYTON MANNING VS. THE NFL

Regular Season Only

	Gms.	W	L	Att.	Cmp.	Pct.	Yds.	TD	INT	LG	S/Yds.	Rtg.
Denver	8	6	2	250	155	62.0	1,655	15	5	63	5/30	93.0
Kansas City	6	5	1	215	129	60.0	1,643	9	5	56	10/75	88.2
Oakland	5	3	2	184	113	61.4	1,261	12	8	50t	7/45	85.4
San Diego	7	4	3	314	191	60.8	2,128	12	16	46	12/73	72.5
AFC West	26	18	8	963	588	64.9	6,687	48	34	63	34/223	83.8
Buffalo	11	7	4	338	209	61.8	2,345	13	10	60t	9/66	83.0
Miami	12	5	7	401	244	60.8	2,957	18	18	80t	18/134	79.8
New England	16	6	10	586	369	63.0	4,391	36	23	78t	21/139	89.9
N.Y. Jets	11	7	4	394	247	62.7	2,695	13	11	46t	13/85	82.2
AFC East	50	25	25	1,719	1,069	62.2	12,388	80	62	80	61/424	83.6
Baltimore	8	6	2	275	179	65.1	2,273	17	5	67t	12/100	103.8
Cincinnati	7	7	0	237	154	65.0	1,827	17	3	69	5/17	107.0
Cleveland	5	5	0	164	108	65.9	1,117	2	6	51	2/10	74.2
Pittsburgh	3	2	1	113	68	60.2	789	6	4	80t	6/27	84.3
AFC North	23	20	3	789	509	64.5	6,006	42	18	80t	25/154	95.8
Houston	18	16	2	642	452	70.4	5,122	42	8	80t	23/142	110.6
Indianapolis	0	0	0	0	0	0.0	0	0	0	0	0/0	0.0
Jacksonville	19	14	5	668	434	65.0	5,243	38	13	76t	15/105	99.8
Tennessee	18	13	5	579	409	70.6	4,559	31	13	68t	14/90	102.2
AFC South	55	43	12	1,889	1,295	68.6	14,924	111	34	80t	52/337	104.2
AFC Totals	154	106	48	5,360	3,461	64.6	40,005	281	148	80t	172/1,138	92.7
Arizona	2	2	0	37	25	67.6	384	4	1	72	1/0	126.4
St. Louis	3	2	1	94	60	63.8	621	5	1	36	4/21	96.1
San Francisco	4	2	2	160	103	64.4	1,203	5	6	61t	6/36	81.8
Seattle*	4	2	2	122	83	68.0	1,085	4	2	53	3/6	99.9
NFC West	13	8	5	413	271	65.6	3,293	18	10	72	14/63	94.4
Dallas	4	2	2	159	107	67.3	1,184	7	7	54	3/20	85.5
N.Y. Giants	4	3	1	148	95	64.2	1,133	9	4	57t	4/25	96.5
Philadelphia	4	3	1	120	79	65.8	1,031	8	3	80t	4/26	104.5
Washington	4	3	1	142	94	66.2	1,161	10	3	57t	5/34	106.0
NFC East	16	11	5	569	375	65.9	4,509	34	17	80t	16/105	97.5
Chicago	3	1	2	116	73	62.9	770	7	2	35t	4/38	95.1
Detroit	3	3	0	98	73	74.5	842	10	2	39	2/10	125.5
Green Bay	3	1	2	126	74	58.7	916	8	3	36t	4/27	92.6
Minnesota	3	3	0	107	74	69.2	862	9	3	75	3/19	109.6
NFC North	12	8	4	447	294	65.8	3,390	34	10	75	13/94	104.5
Atlanta	4	3	1	124	89	71.8	1,046	13	4	37t	5/34	118.5
Carolina	3	1	2	98	54	55.1	773	4	3	59t	5/18	81.7
New Orleans	4	2	2	115	75	65.2	1,173	11	4	86t	5/26	116.3
Tampa Bay	2	2	0	84	63	75.0	639	4	2	52	1/5	102.2
NFC South	13	8	5	421	281	66.7	3,631	32	13	86t	16/83	106.1
NFC Totals	54	35	19	1,850	1,221	66.0	14,823	118	50	86t	59/345	100.5
NFL Totals	208	141	67	7,210	4,682	64.9	54,828	399	198	86t	231/1,483	94.9
Home	104	76	28	3,542	2,315	65.4	27,375	206	89	80t	113/693	97.7
Road	104	65	39	3,668	2,367	64.5	27,453	193	109	86t	118/790	92.2
Grass	74	46	28	2,639	1,716	65.0	19,626	134	80	80t	88/596	91.6
Turf	136	96	40	4,571	2,966	64.9	35,202	265	118	86t	143/887	96.8
Outdoors	97	63	34	3,481	2,240	64.3	25,743	169	101	80t	112/762	90.6
Domes	111	78	33	3,729	2,442	65.5	29,085	230	97	86t	119/721	98.9
Sundays	185	123	62	6,458	4,171	64.6	48,673	345	183	86t	206/1,337	93.3
Mondays	14	11	3	492	327	66.5	3,795	29	12	80t	16/80	99.1
Thursdays	8	7	1	248	175	70.6	2,244	25	3	65t	9/66	127.2
Saturdays	1	0	1	12	9	75.0	116	0	0	39	0/0	104.9
Wins	141	141	0	4,682	3,129	66.8	37,122	294	88	80t	137/893	103.9
Losses	67	0	67	2,528	1,553	61.4	17,706	105	110	86t	94/590	78.2
September	42	30	12	1,469	936	63.7	11,765	83	43	80t	45/291	95.2
October	47	33	14	1,640	1,085	66.2	12,605	96	41	78t	47/285	98.3
November	57	38	19	2,138	1,367	63.9	15,329	115	68	86t	76/527	89.9
December	56	37	19	1,841	1,217	66.1	14,405	101	44	68t	60/366	98.1
January	6	3	3	122	77	63.1	724	4	2	43t	3/14	83.5

*Includes two games prior to the 2002 season when Seattle was in the AFC

PEYTON MANNING'S CAREER GAME-BY-GAME

(Victories asterisked)

1998 INDIANAPOLIS (3-13)															
PASSING										RUSHING					
Opponent	P/S	Att.	Comp.	Yds.	Pct.	TD	INT	LG	S/Yds.	Rtg.	Att.	Yds.	Avg.	LG	TD
vs. Mia. (9/6)	S	37	21	302	56.8	1	3	42	4/29	58.6	0	0	0.0	—	0
at N.E. (9/13)	S	33	21	188	63.6	1	3	22	2/15	51.1	0	0	0.0	—	0
at NYJ (9/20)	S	44	20	193	45.5	0	2	22	1/3	39.3	3	26	8.7	13	0
vs. N.O. (9/27)	S	32	19	309	59.4	1	3	78t	4/17	63.2	1	7	7.0	7	0
vs. S.D. (10/4)*	S	23	12	137	52.2	1	1	27	0/0	66.8	2	0	0.0	1	0
vs. Buf. (10/11)	S	41	20	235	48.8	2	2	26	0/0	62.6	0	0	0.0	—	0
at S.F. (10/18)	S	30	18	231	60.0	3	0	61t	1/0	117.5	0	0	0.0	—	0
vs. N.E. (11/1)	S	52	30	278	57.7	2	2	24	0/0	69.2	0	0	0.0	—	0
at Mia. (11/8)	S	42	22	140	52.4	1	2	18	0/0	47.7	0	0	0.0	—	0
vs. NYJ (11/15)*	S	44	26	276	59.1	3	2	38t	1/9	81.2	4	21	5.3	15	0
at Buf. (11/22)	S	29	14	164	48.3	1	2	30t	0/0	48.6	2	0	0.0	—	0
at Bal. (11/29)	S	42	27	357	64.3	3	1	34t	2/13	105	1	2	2.0	2	0
at Atl. (12/6)	S	27	19	159	70.4	2	2	30t	0/0	79.1	1	7	7.0	7	0
vs. Cin. (12/13)*	S	26	17	210	65.4	3	0	23	0/0	128.7	1	-1	-1.0	-1	0
at Sea. (12/20)	S	39	23	335	59.0	1	1	53	2/5	84.9	0	0	0.0	—	0
vs. Car. (12/27)	S	34	17	225	50.0	1	2	46	5/18	56.6	0	0	0.0	—	0
Regular Season Totals	16/16	575	326	3,739	56.7	26	28	78t	22/109	71.2	15	62	4.1	15	0

1999 INDIANAPOLIS (13-3)															
PASSING										RUSHING					
Opponent	P/S	Att.	Comp.	Yds.	Pct.	TD	INT	LG	S/Yds.	Rtg.	Att.	Yds.	Avg.	LG	TD
vs. Buf. (9/12)*	S	33	21	284	63.6	2	2	50	0/0	85.9	3	-3	-1.0	-1	0
at N.E. (9/19)	S	30	18	223	60.0	3	2	42t	0/0	88.6	1	3	3.0	3	0
at S.D. (9/26)*	S	54	29	404	53.7	2	1	46	0/0	82.6	4	14	3.5	12t	1
vs. Mia. (10/10)	S	24	17	274	70.8	3	1	43	2/10	130.9	2	-13	-6.5	-1	0
at NYJ (10/17)*	S	35	21	210	60.0	1	1	26	0/0	74.7	2	-3	-1.5	-1	0
vs. Cin. (10/24)*	S	33	17	284	51.5	2	1	56t	1/6	88.4	2	5	2.5	6	0
vs. Dal. (10/31)*	S	34	22	313	64.7	1	0	54	1/13	104.2	0	0	0.0	—	0
vs. K.C. (11/7)*	S	33	21	290	63.6	1	1	30t	3/34	89.2	3	10	3.3	7t	1
at NYG (11/14)*	S	35	20	237	57.1	2	1	57t	0/0	85.1	3	-3	-1.0	-1	0
at Phi. (11/21)*	S	26	16	235	61.5	3	0	80t	1/8	129.5	2	14	7.0	8	0
vs. NYJ (11/28)*	S	31	23	198	74.2	1	2	23	2/11	74.4	3	26	8.7	13	0
at Mia. (12/5)*	S	29	23	260	79.3	1	2	36	2/19	86.8	2	-1	-0.5	0	0
vs. N.E. (12/12)*	S	27	15	186	55.6	2	0	52	1/8	101.8	5	8	1.6	11	0
vs. Was. (12/19)*	S	37	23	298	62.2	2	1	37t	1/7	94.2	1	-1	-1.0	-1	0
at Cle. (12/26)*	S	43	27	276	62.8	0	0	30	0/0	81.2	2	17	8.5	9	0
at Buf. (1/2)	S	29	18	163	62.1	0	0	30	0/0	77.2	0	0	0.0	—	0
Regular Season Totals	16/16	533	331	4,135	62.1	26	15	80t	14/116	90.7	35	73	2.1	13	2
vs. Ten. (1/16)†	S	42	19	227	45.2	0	0	33	0/0	62.3	3	22	7.3	15t	1
Postseason Totals	1/1	42	19	227	45.2	0	0	33	0/0	62.3	3	22	7.3	15t	1

†AFC Divisional Playoff Game

2000 INDIANAPOLIS (10-6)															
PASSING										RUSHING					
Opponent	P/S	Att.	Comp.	Yds.	Pct.	TD	INT	LG	S/Yds.	Rtg.	Att.	Yds.	Avg.	LG	TD
at K.C. (9/3)*	S	32	22	273	68.8	1	1	33	1/6	92.3	3	-3	-1.0	-1	0
vs. Oak. (9/10)	S	48	33	367	68.8	3	2	50t	2/16	94.7	2	20	10.0	11	0
vs. Jac. (9/25)*	S	36	23	440	63.9	4	0	76t	0/0	143.3	6	4	0.7	6	0
at Buf. (10/1)*	S	27	16	187	59.3	2	1	30	1/3	89.6	5	21	4.2	8	0
at N.E. (10/8)	S	54	31	334	57.4	1	3	31	2/10	58.7	1	7	7.0	7	0
at Sea. (10/15)*	S	30	20	281	66.7	1	0	39	1/1	107.8	1	0	0.0	0	0
vs. N.E. (10/22)*	S	20	16	268	80.0	3	0	78t	0/0	158.3	0	0	0.0	—	0
vs. Det. (10/29)*	S	33	22	288	66.7	3	2	31t	1/7	99.1	0	0	0.0	—	0
at Chi. (11/5)	S	39	26	302	66.7	2	1	24	2/21	96.3	3	22	7.3	9	0
vs. NYJ (11/12)*	S	35	21	210	60.0	1	0	22	0/0	86.6	4	2	0.5	5	0
at G.B. (11/19)	S	44	25	294	56.8	3	1	34t	4/27	90.5	0	0	0.0	—	0
vs. Mia. (11/26)	S	34	16	209	47.1	2	1	32	0/0	74.3	5	26	5.2	14	0
at NYJ (12/3)	S	51	27	339	52.9	2	2	43t	3/13	70.6	1	0	0.0	0	0
vs. Buf. (12/11)*	S	24	13	132	54.2	0	0	28	2/16	70.1	2	-2	-1.0	-1	0
at Mia. (12/17)*	S	28	21	206	75.0	1	0	50t	1/11	107.1	3	20	6.7	11	1
vs. Min. (12/14)*	S	36	25	283	69.4	4	1	52t	0/0	118.2	1	-1	-1.0	-1	0
Regular Season Totals	16/16	571	357	4,413	62.5	33	15	78t	20/131	94.7	37	116	3.1	14	1
at Mia. (12/30)§	S	32	17	194	53.1	1	0	30	0/0	82	1	-2	-2.0	-2	0
Postseason Totals	1/1	32	17	194	53.1	1	0	30	0/0	82	1	-2	-2.0	-2	0

§AFC Wild Card Game

2001 INDIANAPOLIS (6-10)										PASSING					RUSHING				
Opponent	P/S	Att.	Comp.	Yds.	Pct.	TD	INT	LG	S/Yds.	Rtg.	Att.	Yds.	Avg.	LG	TD				
at NYJ (9/9)*	S	32	22	231	68.8	2	2	21t	1/9	84.2	2	19	9.5	10	0				
vs. Buf. (9/23)*	S	29	23	421	79.3	4	2	60t	1/3	129.6	7	26	3.7	19	1				
at N.E. (9/30)	S	34	20	196	58.8	1	3	26	2/7	48.2	2	14	7.0	10t	1				
vs. Oak. (10/14)	S	41	26	241	63.4	2	2	28	1/7	75.4	1	2	2.0	2	0				
vs. N.E. (10/21)	S	34	22	335	64.7	1	0	68	4/30	106.9	2	1	0.5	1	0				
at K.C. (10/25)*	S	30	19	201	63.3	2	0	47t	3/22	105	2	5	2.5	6	0				
at Buf. (11/4)*	S	27	17	199	63.0	1	0	43	4/38	97.6	3	44	14.7	33t	1				
vs. Mia. (11/11)	S	33	20	253	60.6	3	2	45	3/29	89.6	1	5	5.0	5	0				
at N.O. (11/18)	S	28	18	262	64.3	1	1	86t	0/0	91.7	4	7	1.8	2	0				
vs. S.F. (11/25)	S	51	31	370	60.8	1	4	39	1/6	56.8	1	0	0.0	0	0				
at Bal. (12/2)	S	48	27	310	56.3	2	1	57t	3/47	81.1	1	9	9.0	9	0				
at Mia. (12/10)	S	32	19	173	59.4	0	3	17	1/3	35.0	1	5	5.0	5	0				
vs. Atl. (12/16)*	S	35	23	325	65.7	3	1	36	0/0	112.2	4	10	2.5	13	0				
vs. NYJ (12/23)	S	35	25	228	71.4	1	0	28t	2/7	98.3	1	7	7.0	7	0				
at Stl. (12/30)	S	28	15	195	53.6	0	1	36	2/17	60.9	1	1	1.0	1t	1				
vs. Den. (1/6)*	S	30	16	191	53.3	2	1	43t	1/7	81.4	2	2	1.0	3	0				
Regular Season Totals	16/16	547	343	4,131	62.7	26	23	86t	29/232	84.1	35	157	4.5	33t	4				

2002 INDIANAPOLIS (10-6)										PASSING					RUSHING				
Opponent	P/S	Att.	Comp.	Yds.	Pct.	TD	INT	LG	S/Yds.	Rtg.	Att.	Yds.	Avg.	LG	TD				
at Jac. (9/8)*	S	31	19	211	61.3	3	0	28	1/8	113.8	2	5	2.5	6	0				
vs. Mia. (9/15)	S	45	26	289	57.8	1	3	33	0/0	56.6	1	5	5.0	5	0				
at Hou. (9/22)*	S	28	21	272	75.0	2	0	43t	3/21	128.9	2	0	0.0	1	0				
vs. Cin. (10/6)*	S	34	21	224	61.8	2	1	69	0/0	88.4	2	10	5.0	11t	1				
vs. Bal. (10/13)*	S	40	30	284	75.0	1	1	39	5/27	92.1	2	17	8.5	9	0				
at Pit. (10/21)	S	48	32	304	66.7	1	3	41t	2/9	64.9	1	10	10.0	10	0				
at Was. (10/27)	S	32	21	214	65.6	2	2	21	3/19	79.4	1	1	1.0	1t	1				
vs. Ten. (11/3)	S	50	37	327	74.0	2	1	39	3/29	96.0	1	12	12.0	12	0				
at Phi. (11/10)*	S	23	18	319	78.3	3	0	57t	0/0	158.3	2	11	5.5	8	0				
vs. Dal. (11/17)*	S	38	29	252	76.3	2	1	31t	0/0	99.9	5	4	0.8	6	0				
at Den. (11/24)*	S	44	27	229	61.4	0	1	24	2/13	65.4	6	22	3.7	9	0				
vs. Hou. (12/1)*	S	28	15	190	53.6	1	0	35	0/0	86.9	3	-2	-0.7	0	0				
at Ten. (12/8)	S	42	26	297	61.9	1	3	49	1/0	61.3	2	10	5.0	5	0				
at Cle. (12/15)*	S	34	20	277	58.8	2	1	46	1/3	92.4	6	24	4.0	13	0				
vs. NYG (12/22)	S	46	30	365	65.2	3	2	40t	2/16	93.1	0	0	0.0	—	0				
vs. Jac. (12/29)*	S	28	20	146	71.4	1	0	17	0/0	95.2	2	19	9.5	11	0				
Regular Season Totals	16/16	591	392	4,200	66.3	27	19	69	23/145	88.8	38	148	3.9	13	2				
at NYJ (1/4)§	S	31	14	137	45.2	0	2	17	1/13	31.3	1	2	2.0	2	0				
Postseason Totals	1/1	31	14	137	45.2	0	2	17	1/13	31.3	1	2	2.0	2	0				
§AFC Wild Card Game																			

2003 INDIANAPOLIS (12-4)										PASSING					RUSHING				
Opponent	P/S	Att.	Comp.	Yds.	Pct.	TD	INT	LG	S/Yds.	Rtg.	Att.	Yds.	Avg.	LG	TD				
at Cle. (9/7)*	S	43	27	211	62.8	0	2	18	1/7	55.5	0	0	0.0	—	0				
vs. Ten. (9/14)*	S	21	14	173	66.7	1	0	42	1/9	107.8	2	0	0.0	0	0				
vs. Jac. (9/21)*	S	33	21	216	63.6	2	1	36	0/0	90.0	3	-3	-1.0	-1	0				
at N.O. (9/28)*	S	25	20	314	80.0	6	0	79t	1/9	158.3	1	1	1.0	1	0				
at T.B. (10/6)*	S	47	34	386	72.3	2	1	52	1/5	101.9	0	0	0.0	—	0				
vs. Car. (10/12)	S	34	23	293	67.6	1	1	33	0/0	91.9	1	6	6.0	6	0				
vs. Hou. (10/26)*	S	30	22	269	73.3	3	0	57t	0/0	133.9	2	4	2.0	3	0				
at Mia. (11/2)*	S	37	23	266	62.2	1	1	51	4/25	81.6	3	-2	-0.7	0	0				
at Jac. (11/9)	S	45	28	347	62.2	2	2	70	0/0	82.4	0	0	0.0	—	0				
vs. NYJ (11/16)*	S	36	27	401	75.0	1	0	46t	1/8	120.3	2	-3	-1.5	-1	0				
at Buf. (11/23)*	S	42	26	229	61.9	0	0	35	1/6	76.4	2	-5	-2.5	-1	0				
vs. N.E. (11/30)	S	48	29	278	60.4	4	1	26t	2/6	95.7	2	1	0.5	1	0				
at Ten. (12/7)*	S	34	22	228	64.7	0	0	42	2/4	83.9	5	17	3.4	10	0				
vs. Atl. (12/14)*	S	30	25	290	83.3	5	0	37t	1/9	146.5	0	0	0.0	—	0				
vs. Den. (12/21)	S	23	12	146	52.2	0	0	63	2/10	72.0	2	5	2.5	5	0				
at Hou. (12/28)*	S	38	26	220	68.4	1	1	18	1/9	81.0	3	5	1.7	9	0				
Regular Season Totals	16/16	566	379	4,267	67.0	29	10	79t	18/107	99	28	26	0.9	10	0				
vs. Den. (1/4)*§	S	26	22	377	84.6	5	0	87t	0/0	158.3	1	0	0.0	0	0				
at K.C. (1/11)*†	S	30	22	304	73.3	3	0	38	1/12	138.8	1	-1	-1.0	-1	0				
at N.E. (1/18)‡	S	47	23	237	48.9	1	4	32	4/29	35.5	2	4	2.0	3	0				
Postseason Totals	3/3	103	67	918	65.0	9	4	87t	5/41	106.4	4	3	0.8	3	0				
§AFC Wild Card Game; †AFC Divisional Playoff Game; ‡AFC Championship Game																			

2004 INDIANAPOLIS (12-4)											PASSING					RUSHING				
Opponent	P/S	Att.	Comp.	Yds.	Pct.	TD	INT	LG	S/Yds.	Rtg.	Att.	Yds.	Avg.	LG	TD					
at N.E. (9/9)	S	29	16	256	55.2	2	1	64	1/12	93.5	2	18	9.0	19	0					
at Ten. (9/19)*	S	33	24	254	72.7	2	0	44	1/10	115.0	2	5	2.5	6	0					
vs. G.B. (9/26)*	S	40	28	393	70.0	5	0	36t	0/0	140.9	2	-2	-1.0	-1	0					
at Jac. (10/3)*	S	29	20	220	69.0	2	1	21	0/0	99.8	3	-3	-1.0	-1	0					
vs. Oak. (10/10)*	S	26	16	198	61.5	3	1	35t	1/10	107.5	2	0	0.0	1	0					
vs. Jac. (10/24)	S	39	27	368	69.2	3	0	39t	1/9	124.7	0	0	0.0	—	0					
at K.C. (10/31)	S	44	25	472	56.8	5	1	56	0/0	122.5	0	0	0.0	—	0					
vs. Min. (11/8)*	S	29	23	268	79.3	4	0	41	1/4	144.8	4	20	5.0	15	0					
vs. Hou. (11/14)*	S	27	18	320	66.7	5	2	80t	1/8	115.7	0	0	0.0	—	0					
at Chi. (11/21)*	S	28	17	211	60.7	4	1	35t	0/0	108.8	1	5	5.0	5	0					
at Det. (11/25)*	S	28	23	236	82.1	6	0	25t	0/0	141.4	1	4	4.0	4	0					
vs. Ten. (12/5)*	S	33	25	425	75.8	3	2	59	1/8	122.3	3	-3	-1.0	0	0					
at Hou. (12/12)*	S	33	26	298	78.8	2	0	34	2/17	124.5	2	-3	-1.5	-1	0					
vs. Bal. (12/19)	S	33	20	249	60.6	1	0	31	0/0	94.1	2	-2	-1.0	-1	0					
vs. S.D. (12/26)*	S	44	27	383	61.4	2	1	35	4/23	95.2	1	-1	-1.0	-1	0					
at Den. (1/2)	S	2	1	6	50.0	0	0	6	0/0	56.3	0	0	0.0	—	0					
Regular Season Totals		16/16	497	336	4,557	67.6	49	10	80t	13/101	121.1	25	38	1.5	19	0				
vs. Den. (1/9)* [§]	S	33	27	458	81.8	4	1	49	1/4	145.7	1	1	1.0	1t	1					
at N.E. (1/16) [†]	S	42	27	238	64.3	0	1	18	1/8	69.3	1	7	7.0	7	0					
Postseason Totals		2/2	75	54	696	72.0	4	2	49	2/12	107.4	2	8	4.0	7	1				

[§]AFC Wild Card Game; [†]AFC Divisional Playoff Game

2005 INDIANAPOLIS (14-2)											PASSING					RUSHING				
Opponent	P/S	Att.	Comp.	Yds.	Pct.	TD	INT	LG	S/Yds.	Rtg.	Att.	Yds.	Avg.	LG	TD					
at Bal. (9/11)*	S	36	21	254	58.3	2	0	28t	0/0	98.6	3	-2	-0.7	0	0					
vs. Jac. (9/18)*	S	28	13	122	46.4	0	1	20	0/0	44.0	0	0	0.0	—	0					
vs. Cle. (9/25)*	S	23	19	228	82.6	0	1	51	0/0	89.9	3	-3	-1.0	-1	0					
at Ten. (10/2)*	S	27	20	264	74.1	4	0	25t	0/0	144.1	1	3	3.0	3	0					
at S.F. (10/9)*	S	31	23	255	74.2	1	2	21	1/10	82.1	0	0	0.0	—	0					
vs. Stl. (10/17)*	S	32	22	191	68.8	2	0	20	2/4	105.1	2	6	3.0	9	0					
at Hou. (10/23)*	S	27	21	237	77.8	2	1	31t	2/5	112.5	6	12	2.0	12	0					
at N.E. (11/7)*	S	37	28	321	75.7	3	1	48	0/0	117.1	3	24	8.0	12	0					
vs. Hou. (11/13)*	S	35	26	297	74.3	3	0	30t	1/4	127.9	3	4	1.3	5	0					
at Cin. (11/20)*	S	40	24	365	60.0	3	1	66t	1/6	104.7	4	-3	-0.8	0	0					
vs. Pit. (11/28)*	S	25	15	245	60.0	2	1	80t	2/6	102.9	0	0	0.0	—	0					
vs. Ten. (12/4)*	S	17	13	187	76.5	3	0	36	0/0	151.2	2	-1	-0.5	0	0					
at Jac. (12/11)*	S	36	24	324	66.7	2	0	65t	3/24	113.7	4	6	1.5	7	0					
vs. S.D. (12/18)	S	45	26	336	57.8	1	2	36	4/22	70.2	2	-1	-0.5	5	0					
at Sea. (12/24)	S	12	9	116	75.0	0	0	39	0/0	104.9	0	0	0.0	—	0					
vs. Ari. (1/1)*	S	2	1	5	50.0	0	0	5	1/0	56.3	0	0	0.0	—	0					
Regular Season Totals		16/16	453	305	3,747	67.3	28	10	80t	17/81	104.1	33	45	1.4	12	0				
vs. Pit. (1/15) [†]	S	38	22	290	57.9	1	0	50t	5/43	90.9	0	0	0.0	—	0					
Postseason Totals		1/1	38	22	290	57.9	1	0	50t	5/43	90.9	0	0	0.0	—	0				

[†]AFC Divisional Playoff Game

2006 INDIANAPOLIS (12-4)											PASSING					RUSHING				
Opponent	P/S	Att.	Comp.	Yds.	Pct.	TD	INT	LG	S/Yds.	Rtg.	Att.	Yds.	Avg.	LG	TD					
at NYG (9/10)*	S	41	25	276	61.0	1	1	34	1/4	78.9	0	0	0.0	—	0					
vs. Hou. (9/17)*	S	38	26	400	68.4	3	0	37	2/10	129.3	2	2	1.0	3	0					
vs. Jac. (9/24)*	S	31	14	219	45.2	1	0	38	2/10	79.9	3	0	0.0	2t	1					
at NYJ (10/1)*	S	30	21	217	70.0	1	0	41	2/25	101.7	1	1	1.0	1t	1					
vs. Ten. (10/8)*	S	31	20	166	64.5	2	1	23	0/0	86.2	1	8	8.0	8	0					
vs. Was. (10/22)*	S	35	25	342	71.4	4	0	51t	0/0	140.4	1	-1	-1.0	-1	0					
at Den. (10/29)*	S	39	32	345	82.1	3	0	28	0/0	129.2	1	-1	-1.0	-1	0					
at N.E. (11/5)*	S	36	20	326	55.6	2	1	44	3/25	93.1	3	-3	-1.0	-1	0					
vs. Buf. (11/12)*	S	39	27	236	69.2	1	0	23	0/0	93.5	2	-2	-1.0	-1	0					
at Dal. (11/19)	S	39	20	254	51.3	2	2	38	2/7	67.7	1	8	8.0	8	0					
vs. Phi. (11/26)*	S	20	14	183	70.0	1	1	38	0/0	94.4	2	-2	-1.0	-1	0					
at Ten. (12/3)	S	28	21	351	75.0	1	2	68t	0/0	98.8	1	5	5.0	5	0					
at Jac. (12/10)	S	50	25	313	50.0	0	1	42	1/5	61.5	1	1	1.0	1t	1					
vs. Cin. (12/18)*	S	36	29	282	80.6	4	0	22	1/0	136.3	2	10	5.0	12	0					
at Hou. (12/24)	S	27	21	205	77.8	3	0	37t	0/0	135.3	1	-1	-1.0	-1	0					
vs. Mia. (12/31)*	S	37	22	282	59.5	2	0	36	0/0	101.4	1	11	11.0	11t	1					
Regular Season Totals		16/16	557	362	4,397	65.0	31	9	68t	14/86	101.0	23	36	1.6	12	4				
vs. K.C. (1/6)* [§]	S	38	30	268	78.9	1	3	42	1/5	71.9	2	-2	-1	-1	0					
at Bal. (1/13)* [†]	S	30	15	170	50.0	0	2	27	1/9	39.6	3	5	1.7	7	0					
vs. N.E. (1/21)* [#]	S	47	27	349	57.4	1	1	52	3/19	79.1	2	0	0.0	1t	1					
vs. Chi. (2/4)* [§]	S	38	25	247	65.8	1	1	53t	1/8	81.8	1	0	0.0	0	0					
Postseason Totals		4/4	153	97	1,034	63.4	3	7	53t	6/41	70.5	8	3	0.4	7	1				

[§]AFC Wild Card Game; [†]AFC Divisional Playoff Game; [#]AFC Championship Game; [§]Super Bowl XLI

2007 INDIANAPOLIS (13-3)											PASSING					RUSHING				
Opponent	P/S	Att.	Comp.	Yds.	Pct.	TD	INT	LG	S/Yds.	Rtg.	Att.	Yds.	Avg.	LG	TD					
vs. N.O. (9/6)*	S	30	18	288	60.0	3	0	45t	0/0	125.4	0	0	0.0	—	0					
at Ten. (9/16)*	S	42	28	312	66.7	1	1	37	2/12	86.6	1	-2	-2.0	-2	0					
at Hou. (9/23)*	S	29	20	273	69.0	1	0	64	1/3	110.3	0	0	0.0	—	0					
vs. Den. (9/30)*	S	27	20	193	74.1	3	0	27	0/0	130.6	4	-3	-0.8	1t	1					
vs. T.B. (10/7)*	S	37	29	253	78.4	2	1	21	0/0	101.9	2	-2	-1.0	-1	0					
at Jac. (10/22)*	S	37	23	259	62.2	1	1	35t	2/16	80.8	2	0	0.0	1t	1					
at Car. (10/28)*	S	30	14	255	46.7	2	0	59t	0/0	98.6	0	0	0.0	—	0					
vs. N.E. (11/4)	S	27	16	225	59.3	1	1	73t	3/15	83.1	1	1	1.0	1t	1					
at S.D. (11/11)	S	56	34	328	60.7	2	6	39	2/17	49.4	0	0	0.0	—	0					
vs. K.C. (11/18)*	S	32	16	163	50.0	0	1	38	2/13	52.0	4	-3	-0.8	1	0					
at Atl. (11/22)*	S	32	22	272	68.8	3	1	35	4/25	113.0	0	0	0.0	—	0					
vs. Jac. (12/2)*	S	29	20	288	69.0	4	1	48t	1/9	126.1	3	2	0.7	4	0					
at Bal. (12/9)*	S	17	13	249	76.5	4	0	57t	0/0	157.5	0	0	0.0	—	0					
at Oak. (12/16)*	S	39	22	276	56.4	1	1	31	3/12	76.4	2	3	1.5	4	0					
vs. Hou. (12/23)*	S	35	28	311	80.0	3	0	42	1/2	132.3	1	-1	-1.0	-1	0					
vs. Ten. (12/30)	S	16	14	95	87.5	0	0	18	0/0	91.4	0	0	0.0	—	0					
Regular Season Totals	16/16	515	337	4,040	65.4	31	14	73t	21/124	98.0	20	-5	-0.3	4	3					
vs. S.D. (1/13)†	S	48	33	402	68.8	3	2	55t	0/0	97.7	1	-6	-6.0	-6	0					
Postseason Totals	1/1	48	33	402	68.8	3	2	55t	0/0	97.7	1	-6	-6.0	-6	0					

†AFC Divisional Playoff Game

2008 INDIANAPOLIS (12-4)											PASSING					RUSHING				
Opponent	P/S	Att.	Comp.	Yds.	Pct.	TD	INT	LG	S/Yds.	Rtg.	Att.	Yds.	Avg.	LG	TD					
vs. Chi. (9/7)	S	49	30	257	61.2	1	0	20	2/17	81.8	0	0	0.0	—	0					
at Min. (9/14)*	S	42	26	311	61.9	1	2	75	2/15	72.6	2	0	0.0	0	0					
vs. Jac. (9/21)	S	29	15	216	51.7	1	2	40	1/5	59.0	1	12	12.0	12	0					
at Hou. (10/5)*	S	34	25	247	73.5	2	1	36	2/12	101.0	4	8	2.0	11	0					
vs. Bal. (10/12)*	S	28	19	271	67.9	3	0	67t	2/13	134.7	2	-2	-1.0	-1	0					
at G.B. (10/19)	S	42	21	229	50.0	0	2	34	0/0	46.6	1	-1	-1.0	-1	0					
at Ten. (10/27)	S	41	26	223	63.4	2	2	26	0/0	73.5	1	1	1.0	1t	1					
vs. N.E. (11/2)*	S	29	21	254	72.4	2	0	26	0/0	121.9	0	0	0.0	—	0					
at Pit. (11/9)*	S	40	21	240	52.5	3	0	65t	2/12	95.8	0	0	0.0	—	0					
vs. Hou. (11/16)*	S	46	30	320	65.2	2	0	28	0/0	99.9	2	1	0.5	2	0					
at S.D. (11/23)*	S	44	32	255	72.7	2	1	29	1/5	92.5	0	0	0.0	—	0					
at Cle. (11/30)*	S	21	15	125	71.4	0	2	17	0/0	46.8	3	-2	-0.7	0	0					
vs. Cin. (12/7)*	S	32	26	277	81.3	3	0	67	0/0	134.0	0	0	0.0	—	0					
vs. Det. (12/14)*	S	37	28	318	75.7	1	0	39	1/3	110.0	2	3	1.5	4	0					
at Jac. (12/18)*	S	34	29	364	85.3	3	0	41t	0/0	140.7	2	1	0.5	1	0					
vs. Ten. (12/28)*	S	7	7	95	100.0	1	0	55t	1/4	158.3	0	0	0.0	—	0					
Regular Season Totals	16/16	555	371	4,002	66.8	27	12	75	14/86	95.0	20	21	1.1	12	1					
at S.D. (1/3)§	S	42	25	310	59.5	1	0	72t	1/8	90.4	1	-1	-1.0	-1	0					
Postseason Totals	1/1	42	25	310	59.5	1	0	72t	1/8	90.4	1	-1	-1.0	-1	0					


§AFC Wild Card Game

2009 INDIANAPOLIS (14-2)											PASSING					RUSHING				
Opponent	P/S	Att.	Comp.	Yds.	Pct.	TD	INT	LG	S/Yds.	Rtg.	Att.	Yds.	Avg.	LG	TD					
vs. Jac. (9/13)*	S	38	28	301	73.7	1	1	39	1/7	94.3	3	-4	-1.3	-1	0					
at Mia. (9/21)*	S	23	14	303	60.9	2	0	80t	1/8	133.9	1	3	3.0	3	0					
at Ari. (9/27)*	S	35	24	379	68.6	4	1	72	0/0	130.5	2	-1	-0.5	0	0					
vs. Sea. (10/4)*	S	41	31	353	75.6	2	1	35	0/0	107.1	1	-1	-1.0	-1	0					
at Ten. (10/11)*	S	44	36	309	81.8	3	1	39t	0/0	109.2	0	0	0.0	—	0					
at Stl. (10/25)*	S	34	23	235	67.6	3	0	27t	0/0	116.7	1	-1	-1.0	-1	0					
vs. S.F. (11/1)*	S	48	31	347	64.6	0	0	40	3/20	86.0	0	0	0.0	—	0					
vs. Hou. (11/8)*	S	50	34	318	68.0	1	1	26	2/12	83.6	1	2	2.0	2	0					
vs. N.E. (11/15)*	S	44	28	327	63.6	4	2	29t	1/11	97.4	0	0	0.0	—	0					
at Bal. (11/22)*	S	31	22	299	71.0	1	2	66	0/0	85.3	1	-1	-1.0	-1	0					
at Hou. (11/29)*	S	35	27	244	77.1	3	2	31	2/16	100.2	1	-2	-2.0	-2	0					
vs. Ten. (12/6)*	S	37	24	270	64.9	1	0	36	0/0	95.6	2	-2	-1.0	-1	0					
vs. Den. (12/13)*	S	42	20	220	47.6	4	3	29	0/0	65.6	3	-3	-1.0	-1	0					
at Jac. (12/17)*	S	30	23	308	76.7	4	1	65t	0/0	134.4	3	-3	-1.0	-1	0					
vs. NYJ (12/27)	S	21	14	192	66.7	0	0	29	0/0	95.7	0	0	0.0	—	0					
at Buf. (1/3)	S	18	14	95	77.8	0	1	17	0/0	65.5	0	0	0.0	—	0					
Regular Season Totals	16/16	571	393	4,500	68.8	33	16	80t	10/74	99.9	19	-13	-0.7	3	0					
vs. Bal. (1/16)*†	S	44	30	246	68.2	2	1	20	2/13	87.9	2	-2	-1	-1	0					
vs. NYJ (1/24)*#	S	39	26	377	66.7	3	0	46	2/17	123.6	1	0	0.0	0	0					
vs. N.O. (2/7)§	S	45	31	333	68.9	1	1	40	0/0	88.5	0	0	0.0	—	0					
Postseason Totals	3/3	128	87	956	68.0	6	2	46	4/30	99.0	3	-2	-0.7	0	0					

†AFC Divisional Playoff Game; #AFC Championship Game; §Super Bowl XLIV

2010 INDIANAPOLIS (10-6)										PASSING						RUSHING					
Opponent	P/S	Att.	Comp.	Yds.	Pct.	TD	INT	LG	S/Yds.	Rtg.	Att.	Yds.	Avg.	LG	TD						
at Hou. (9/12)	S	57	40	433	70.2	3	0	73t	2/14	109.8	0	0	0.0	—	0						
vs. NYG (9/19)*	S	26	20	255	76.9	3	0	50t	1/5	145.5	3	-3	-1.0	-1	0						
at Den. (9/26)*	S	43	27	325	62.8	3	0	48	0/0	109.2	2	-1	-0.5	0	0						
at Jac. (10/3)	S	46	33	352	71.7	2	1	42	1/4	99.2	1	-1	-1.0	-1	0						
vs. K.C. (10/10)*	S	44	26	244	59.1	0	1	24	1/0	65.0	3	-3	-1.0	-1	0						
at Was. (10/17)*	S	38	25	307	65.8	2	0	57t	1/8	108.1	1	-1	-1.0	-1	0						
vs. Hou. (11/1)*	S	45	26	268	57.8	2	0	34	1/9	89.9	4	3	0.8	6	0						
at Phi. (11/7)	S	51	31	294	60.8	1	2	33	3/18	67.0	0	0	0.0	—	0						
vs. Cin. (11/14)*	S	36	20	185	55.6	0	0	20	2/5	69.8	0	0	0.0	—	0						
at N.E. (11/21)	S	52	38	396	73.1	4	3	28	0/0	96.3	0	0	0.0	—	0						
vs. S.D. (11/28)	S	48	31	285	64.6	2	4	30	1/6	59.8	0	0	0.0	—	0						
vs. Da. (12/5)	S	48	36	365	75.0	2	4	40	0/0	75.4	1	-1	-1.0	-1	0						
at Ten. (12/9)*	S	35	25	319	71.4	2	0	50	1/7	118.6	0	0	0.0	—	0						
vs. Jac. (12/19)*	S	39	29	229	74.4	2	0	27t	1/8	105.6	0	0	0.0	—	0						
at Oak. (12/26)*	S	30	16	179	53.3	3	2	20	0/0	76.9	3	25	8.3	27	0						
vs. Ten. (1/2)*	S	41	27	264	65.9	2	0	30t	1/7	100.1	0	0	0.0	—	0						
Regular Season Totals	16/16	679	450	4,700	66.3	33	17	73t	16/91	91.9	18	18	1.0	27	0						
vs. NYJ (1/8) ^S	S	26	18	225	69.2	1	0	57t	1/6	108.7	0	0	0.0	—	0						
Postseason Totals	1/1	26	18	225	69.2	1	0	57t	1/6	108.7	0	0	0.0	—	0						
SAFC Wild Card Game																					

2011 INDIANAPOLIS (2-14)										PASSING						RUSHING					
Opponent	P/S	Att.	Comp.	Yds.	Pct.	TD	INT	LG	S/Yds.	Rtg.	Att.	Yds.	Avg.	LG	TD						
Games 1-16																					
INACTIVE																					
Regular Season Totals	0/0	0	0	0	0.0	0	0	—	0/0	0.0	0	0	0.0	—	0						



JOE MAYS

5-11 • 250 • 5TH YR. • NORTH DAKOTA ST.

BORN: July 6, 1985, in Chicago, Ill.



HIGH SCHOOL: Hyde Park Career Academy, Chicago, Ill.

ACQUIRED: Trade (Philadelphia), 2010

NFL YEAR: 5th • YEAR WITH BRONCOS: 3rd

NFL GAMES PLAYED/STARTED: 41/18 • POSTSEASON: 3/2

MIDDLE LINEBACKER

MAYS AT A GLANCE:

- A fifth-year linebacker who has played 41 career regular-season games (18 starts) and three playoff contests (2 starts) with Denver (2010-11) and Philadelphia (2008-09), totaling 112 tackles (93 solo) on defense and 29 stops on special teams.
- Opened a career-best 12 games for the Broncos in 2011 and finished third on the club with 74 tackles (63 solo) in addition to tying for most tackles on the team (15) in his two postseason starts.
- Started five games in his first season with the Broncos in 2010 and contributed 31 tackles (26 solo) on defense along with nine tackles on special teams.
- Ranked third on the Eagles with a career-best 19 special-teams tackles in 2009.
- Played two games for Philadelphia as a rookie in 2008, seeing time at the backup 'Mike' linebacker position.
- Earned Great West Conference Defensive Player of the Year honors for Division I-AA North Dakota State as a senior in 2007 after posting 90 tackles and nine sacks for the Bison.
- Joined the Broncos on July 31, 2010, in a trade with Philadelphia that sent running back J.J. Arrington to the Eagles.
- Selected by Philadelphia in the sixth round (200th overall) of the 2008 NFL Draft.

CAREER TRANSACTIONS: Signed by Philadelphia as a draft choice 6/17/08; Traded to Denver 7/31/10; Placed on injured reserve (knee) by Denver 12/5/10.

2011: Mays played all 16 regular-season games (12 starts) and finished third on the club with a career-high 74 tackles... Tied for the team lead with 15 tackles (9 solo) in two postseason starts... Matched his personal best with nine tackles (8 solo) vs. S.D. (10/9) and matched that total in Denver's AFC Divisional Playoff Game at N.E. (1/14).

2010: Mays played a career-high 12 games (5 starts) at inside linebacker and totaled 31 tackles (26 solo) and one pass defended for Denver after being acquired from Philadelphia in a trade at the beginning of training camp... Tied for third on the club with nine solo special-teams stops... Averaged six tackles per game in his five starts, including a career-best nine tackles (6 solo) at S.D. (11/22)... Placed on injured reserve (knee) on Dec. 5.

2009: Mays played 11 games (1 start) for Philadelphia and posted seven tackles (4 solo) on defense while ranking third on the Eagles with 19 special-teams stops... Set a career high with five special-teams tackles at S.D. (11/15)... Totaled four tackles (3 solo) and four special-teams stops at Atl. (12/6)... Forced a fumble on kickoff coverage at NYG (12/13)... Made two special-teams tackles in Philadelphia's NFC Wild Card Game at Dal. (1/9).

2008: Selected by Philadelphia in the sixth round (200th overall) of the 2008 NFL Draft, Mays appeared in two games for the Eagles seeing time as the backup 'Mike' linebacker... Inactive for 14 regular-season games and three postseason contests.

COLLEGE: Mays played 43 games (31 starts) for North Dakota State University, where he tallied 285 tackles, including a school-record 159 solo stops, with 29.5 tackles for a loss, 11 sacks and three interceptions... Earned first-team Division I-AA honors and was named the Great West Conference Defensive Player of the Year as a senior in 2007 after leading the Bison with a career-high 90 tackles, including nine tackles for a loss and 2.5 sacks.

PERSONAL: Mays attended Hyde Park Career Academy in Chicago, Ill., where he earned first-team All-City honors as a senior after tallying 115 tackles, including 16 sacks, and two interceptions... Did not play football until his junior season of high school and went on to earn first-team all-conference honors during his final two prep seasons... Joseph Lamont Mays was born on July 6, 1985, in Chicago, Ill.

MAYS' REGULAR SEASON RECORD

Year	Club	G	S	UT	A	TT	S-Yds.	I-Yds.	PD	FF	FR	TD-Int.	TD-FR	S	Pts.
2008	Philadelphia	2	0	0	0	0	0-0	0-0	0	0	0	0	0	0	0
2009	Philadelphia	11	1	4	3	7	0-0	0-0	0	0	0	0	0	0	0
2010	Denver	12	5	26	5	31	0-0	0-0	1	0	0	0	0	0	0
2011	Denver	16	12	63	11	74	0-0	0-0	2	0	0	0	0	0	0
CAREER TOTALS		41	18	93	19	112	0-0	0-0	3	0	0	0	0	0	0
BRONCOS TOTALS		28	17	89	16	105	0-0	0-0	3	0	0	0	0	0	0

ADDITIONAL STATISTICS: Special teams tackles — 2009 (19), 2010 (9), 2011 (1), TOTAL (29). Fumbles — 2009 (1 FF), TOTAL (1 FF).

MAYS' POSTSEASON RECORD

Year	Club	G	S	UT	A	TT	S-Yds.	I-Yds.	PD	FF	FR	TD-Int.	TD-FR	S	Pts.
2008	Philadelphia	0	0	0	0	0	0-0	0-0	0	0	0	0	0	0	0
2009	Philadelphia	1	0	0	0	0	0-0	0-0	0	0	0	0	0	0	0
2011	Denver	2	2	9	6	15	0-0	0-0	1	0	0	0	0	0	0
CAREER TOTALS		3	2	9	6	15	0-0	0-0	1	0	0	0	0	0	0

ADDITIONAL STATISTICS: Special teams tackles — 2009 (2), TOTAL (2).

MAYS' SINGLE GAME HIGHS

(Postseason in parentheses)

Tackles — 9, twice, last vs. San Diego, 10/9/11 (9 at New England, 1/14/12). **Sacks** — None (none). **Sack yards** — None (none). **Interceptions** — None (None). **Interception return yards** — None (None).

JOE MAYS' CAREER GAME-BY-GAME

(Victories asterisked)

2008 PHILADELPHIA (9-6-1)		TACKLES									
Date	Opponent	P/S	UT	A	TT	S-Yds.	I-Yds.	PD	FF	FR	
Games 1-3											
Sep 28	at Chicago	P	0	0	0	0-0	0-0	0	0	0	
Oct 5	vs. Washington				INACTIVE						
Oct 12	at San Francisco*	P	0	0	0	0-0	0-0	0	0	0	
Games 7-16											
Regular Season Totals											
Jan 4	at Minnesota*§				INACTIVE						
Jan 11	at N.Y. Giants*†				INACTIVE						
Jan 18	at Arizona#				INACTIVE						
Postseason Totals											
		0/0	0	0	0	0-0	0-0	0	0	0	

§NFC Wild Card Game; †NFC Divisional Playoff Game; #NFC Championship Game

DID YOU KNOW?

Wide receiver Lionel Taylor totaled the most receptions (508) in professional football from 1960-65 with the Broncos while his 6,424 receiving yards during that time ranked third among all AFL/NFL players.

2009 PHILADELPHIA (11-5) TACKLES										
Date	Opponent	P/S	UT	A	TT	S-Yds.	I-Yds.	PD	FF	FR
Games 1-2					INACTIVE					
Sep 27	vs. Kansas City*	P	0	1	1	0-0	0-0	0	0	0
Games 4-6					INACTIVE					
Nov 1	vs. N.Y. Giants*	P	0	0	0	0-0	0-0	0	0	0
Nov 8	vs. Dallas	P	0	0	0	0-0	0-0	0	0	0
Nov 15	at San Diego	P	0	0	0	0-0	0-0	0	0	0
Nov 22	at Chicago*	P	1	1	2	0-0	0-0	0	0	0
Nov 29	vs. Washington*	S	0	0	0	0-0	0-0	0	0	0
Dec 6	at Atlanta*	P	3	1	4	0-0	0-0	0	0	0
Dec 13	at N.Y. Giants*	P	0	0	0	0-0	0-0	0	0	0
Dec 20	vs. San Francisco*	P	0	0	0	0-0	0-0	0	0	0
Dec 27	vs. Denver*	P	0	0	0	0-0	0-0	0	0	0
Jan 3	at Dallas	P	0	0	0	0-0	0-0	0	0	0
Regular Season Totals		11/1	4	3	7	0-0	0-0	0	0	0
Jan 9	at Dallas ^S	P	0	0	0	0-0	0-0	0	0	0
Postseason Totals		1/0	0	0	0	0-0	0-0	0	0	0
^S NFC Wild Card Game										
2010 DENVER (4-12) TACKLES										
Date	Opponent	P/S	UT	A	TT	S-Yds.	I-Yds.	PD	FF	FR
Sep 12	at Jacksonville	P	0	0	0	0-0	0-0	0	0	0
Sep 19	vs. Seattle*	P	0	0	0	0-0	0-0	0	0	0
Sep 26	vs. Indianapolis	P	0	0	0	0-0	0-0	0	0	0
Oct 3	at Tennessee*	P	0	0	0	0-0	0-0	0	0	0
Oct 10	at Baltimore	P	0	0	0	0-0	0-0	0	0	0
Oct 17	vs. N.Y. Jets	P	1	0	1	0-0	0-0	0	0	0
Oct 24	vs. Oakland	S	3	0	3	0-0	0-0	0	0	0
Oct 31	at San Francisco (London)	P	0	0	0	0-0	0-0	0	0	0
Nov 14	vs. Kansas City*	S	7	0	7	0-0	0-0	0	0	0
Nov 22	at San Diego	S	6	3	9	0-0	0-0	0	0	0
Nov 28	vs. St. Louis	S	6	1	7	0-0	0-0	0	0	0
Dec 5	at Kansas City	S	3	1	4	0-0	0-0	1	0	0
PLACED ON INJURED RESERVE ON DEC. 5										
Regular Season Totals		12/5	26	5	31	0-0	0-0	1	0	0
2011 DENVER (8-8) TACKLES										
Date	Opponent	P/S	UT	A	TT	S-Yds.	I-Yds.	PD	FF	FR
Sep 12	vs. Oakland	S	5	0	5	0-0	0-0	0	0	0
Sep 18	vs. Cincinnati*	S	5	3	8	0-0	0-0	0	0	0
Sep 25	at Tennessee	S	5	2	7	0-0	0-0	1	0	0
Oct 2	at Green Bay	P	2	0	2	0-0	0-0	0	0	0
Oct 9	vs. San Diego	S	8	1	9	0-0	0-0	0	0	0
Oct 23	at Miami*	P	5	1	6	0-0	0-0	0	0	0
Oct 30	vs. Detroit	P	0	0	0	0-0	0-0	0	0	0
Nov 6	at Oakland*	S	1	0	1	0-0	0-0	0	0	0
Nov 13	at Kansas City*	S	8	0	8	0-0	0-0	0	0	0
Nov 17	vs. N.Y. Jets*	S	3	0	3	0-0	0-0	0	0	0
Nov 27	at San Diego*	S	6	1	7	0-0	0-0	0	0	0
Dec 4	at Minnesota*	S	4	0	4	0-0	0-0	0	0	0
Dec 11	vs. Chicago*	S	4	0	4	0-0	0-0	0	0	0
Dec 18	vs. New England	P	0	1	1	0-0	0-0	0	0	0
Dec 24	at Buffalo	S	2	0	2	0-0	0-0	0	0	0
Jan 1	vs. Kansas City	S	5	2	7	0-0	0-0	0	0	0
Regular Season Totals		16/12	63	11	74	0-0	0-0	2	0	0
Jan 8	vs. Pittsburgh* ^S	S	5	1	6	0-0	0-0	0	0	0
Jan 14	at New England [†]	S	4	5	9	0-0	0-0	1	0	0
Postseason Totals		2/2	9	6	15	0-0	0-0	1	0	0
^S AFC Wild Card Game; [†] AFC Divisional Playoff Game										

DID YOU KNOW?

The Broncos in 2005 became the first team in NFL history to have two 100-yard rushers and a 300-yard passer in the same game. In Denver's contest against Philadelphia on Oct. 30, 2005, Mike Anderson (126 yds.) and Tatum Bell (107 yds.) each had at least 100 rushing yards while Jake Plummer (309 yds.) cleared the 300-yard passing mark in Denver's 49-21 victory.



WILLIS McGAHEE

6-0 • 235 • 10TH YR. • MIAMI

BORN: Oct. 20, 1981, in Miami, Fla.

HIGH SCHOOL: Central High School, Miami, Fla.

ACQUIRED: Free Agent, 2011

NFL YEAR: 10th • **YEAR WITH BRONCOS:** 2nd

NFL GAMES PLAYED/STARTED: 120/80 • **POSTSEASON:** 9/3

RUNNING BACK


23

McGAHEE AT A GLANCE:

- A 10th-year running back who has played 120 career games (80 starts) in the regular season with Denver (2011), Baltimore (2007-10) and Buffalo (2004-06), placing fifth in the NFL with 7,366 yards since 2004.
- Selected to his second career Pro Bowl in 2011 after rushing for 1,199 yards in his first season with the Broncos and helping the team produce a franchise-record 164.5 yards per game on the ground to lead the league.
- Tied for the NFL lead with seven individual 100-yard rushing games in 2011 and owns 30 career 100-yard efforts to rank fourth among active players.
- Joined Ricky Watters as the only two players in NFL history to rush for 1,000 yards in a season with three different teams (Buf., 2004-05; Bal, 2007; Den., 2011).
- Totaled the fourth-most rushing touchdowns (59) in the NFL since 2004 and is one of only three non-kickers in the league to score at least 30 points each year during the last eight seasons.
- Owns 30 career 100-yard rushing games to rank fifth among active NFL players.
- Earned his first Pro Bowl nod in 2007 as a member of the Ravens after ranking fourth in the AFC with 1,207 rushing yards on 294 carries (4.1 avg.) with seven touchdowns.
- Broke University of Miami single-season records with 1,753 rushing yards and 28 touchdowns as a sophomore in 2002 to earn consensus first-team All-America honors in addition to being named a finalist for the Heisman Trophy.
- Joined the Broncos as a free agent on July 31, 2011.
- Selected by the Bills in the first round (23rd overall) of the 2003 NFL Draft.

23's TROPHY CASE

Pro Bowl Selections (2) 2007, '11

CAREER TRANSACTIONS: Signed by Buffalo as a draft choice 8/14/03; Traded to Baltimore 3/8/07; Released by Baltimore 7/29/11; Signed by Denver 7/31/11.



2011: McGahee played 15 games (14 starts) and totaled 1,199 rushing yards on 249 carries (4.8 avg.) with four touchdowns to go along with 12 catches for 51 yards (4.3 avg.) and one touchdown in the regular season to earn his second career Pro Bowl selection... Helped the Broncos rank first in the NFL in rushing with a team-record 164.5 yards per game... Joined Ricky Watters as the only two players in league history to rush for 1,000 yards in a season with three different teams... Started both of Denver's postseason contests and recorded 36 rushes for 137 yards (3.8 avg.) with one touchdown... Ran the ball 20 times for 163 yards with two touchdowns at Oak. (11/6) to mark the sixth-highest single-game rushing average (8.2) in team history (min. 20 att.).

2010: McGahee saw action in 15 games (2 starts) and finished second on the Ravens with 100 rushes for 380 yards (3.8 avg.) while tying for the team lead with five rushing scores... Added 14 receptions for 55 yards (3.9 avg.) with one touchdown in the regular season... Played in both of Baltimore's postseason contests and recorded 14 carries for 48 yards (3.4 avg.) with one touchdown and four receptions for 24 yards (6.0 avg.)... Played in his 100th career game vs. T.B. (11/28).

2009: McGahee played all 16 games (1 start) in the regular season and totaled 109 rushes for 544 yards (5.0 avg.) with 12 touchdowns and 15 catches for 85 yards (5.7 avg.) with two scores... Tied the franchise record with

McGAHEE HITS THE CENTURY MARK

MOST 100-YARD RUSHING GAMES, NFL, 2011

	Player	Team	No.
1.	Willis McGahee	Denver	7
	Arian Foster	Houston	7
3.	Six Players	-	6

McGAHEE FINDS THE END ZONE

MOST RUSHING TOUCHDOWNS, NFL, 2004-11

	Player	Att.	Yds.	Avg.	LG	TDs
1.	LaDainian Tomlinson, NYJ/S.D.	2,150	9,120	4.2	85t	108
2.	Adrian Peterson, Min.	1,406	6,752	4.8	80t	64
3.	Maurice Jones-Drew, Jac.	1,484	6,854	4.6	80t	62
4.	Willis McGahee, Den./Bal./Buf.	1,790	7,366	4.1	77t	59
5.	Brandon Jacobs, NYG	1,078	4,849	4.5	73	56
	Thomas Jones, K.C./NYJ/Chi.	2,179	8,700	4.0	71t	56

14 total touchdowns and tied for second in the NFL with five multiple-touchdown games... Saw action in both of Baltimore's playoff games, recording 22 carries for 69 yards (3.1 avg.) with one touchdown and two receptions for 20 yards (10.0 avg.)... Earned AFC Offensive Player of the Week honors at Oak. (1/3) after rushing for a career-high 167 yards on 16 carries (10.4 avg.) with three touchdowns, including a career-long-tying 77-yard score.

2008: McGahee played 13 games (1 start) and finished second on the team with 671 rushing yards on 170 carries (3.9 avg.) with seven touchdowns to go along with 24 receptions for 173 yards (7.2 avg.)... Saw action in three postseason contests (1 start) and totaled 39 rushes for a team-high 154 yards (3.9 avg.) with two touchdowns and four receptions for 26 yards (6.5 avg.)... Started the AFC Championship Game at Pit. (1/18) and registered postseason career highs with 60 yards and two touchdowns on 20 carries (3.0 avg.).

2007: McGahee earned his first career Pro Bowl selection in his initial season with Baltimore after starting all 15 games he played and ranking fourth in the AFC with 1,207 rushing yards on 294 carries (4.1 avg.) with seven touchdowns... Added a career-high 43 receptions for 231 yards (5.4 avg) with one touchdown... Set a franchise record by scoring a touchdown in seven consecutive contests (Games 6-12)... Paced the Ravens with 66 first downs... Notched his first career receiving touchdown vs. NYJ (9/16).

2006: McGahee started all 14 games he played and finished the season with 259 carries for 990 yards (3.8 avg.) with six touchdowns and 18 receptions for 156 yards (8.7 avg.)... Posted 16 carries for 125 yards (7.8 avg.) at NYJ (12/10) to mark his fifth consecutive 100-yard output against the Jets.

2005: McGahee played all 16 games (15 starts) and totaled a career-high 1,247 rushing yards on 325 carries (3.8 avg.) with five touchdowns in addition to 28 catches for 178 yards (6.4 avg.)... Became the fifth player in Bills history to post consecutive 1,000-yard rushing seasons and was the quickest player in team annals to reach the 2,000-yard career mark (26 games).

2004: McGahee played all 16 games (11 starts) and finished with 1,128 rushing yards on 284 carries (4.0 avg.) with 13 touchdowns and 22 receptions for 169 yards (7.7 avg.)... Posted seven 100-yard games in 11 starts as the Bills went 8-3 in those contests... Tied for second in team history with his 13 rushing scores trailing only O.J. Simpson's 16 touchdowns in 1975... Totaled a career-high four rushing touchdowns at Sea. (11/28)... Posted 15 carries for 102 yards (6.8 avg.) with two touchdowns and eclipsed the 1,000-yard mark on a 20-yard run in the third quarter at S.F. (12/26).

2004: Selected by the Bills in the first round (23rd overall) of the 2003 NFL Draft, McGahee spent the first eight games of the season on the NFL (Non-Football Injury) list while recovering from a knee injury suffered in his final collegiate game... Returned to the 53-man roster on Nov. 5 and was inactive for the final eight games of the season.

COLLEGE: McGahee played 21 games at the University of Miami and gained 2,067 yards on 349 carries (5.9 avg.) with 31 touchdowns and 25 receptions for 355 yards (13.1 avg.)... Finished sixth in Hurricane annals with 186 career points scored... Earned consensus first-team All-America honors and was a finalist for the Heisman Trophy as a sophomore after shattering several school season rushing records, including rushing yards (1,753) and rushing touchdowns (28).

PERSONAL: McGahee attended Central High School in Miami, where he rushed for 771 yards and 14 touchdowns in just eight games and 77 carries (10.0 avg.) during his senior season and was named the best running back in the state on the *Florida Times-Union* Super 75 list... Established the Willis McGahee Foundation in 2009 to help underprivileged children in Howard County, Md.... Majored in criminology at Miami... Willis Andrew McGahee III was born on Oct. 21, 1981, in Miami.

McGAHEE'S REGULAR SEASON RECORD

Year	Club	RUSHING							RECEIVING				SCORING				
		G	S	No.	Yds.	Avg.	LG	TD	No.	Yds.	Avg.	LG	TD	TDr	TDp	TDt	2pt Pts.
2003	Buffalo	0	0	0	0	0.0	—	0	0	0	0	0	0	0	0	0	0
2004	Buffalo	16	11	284	1,128	4.0	41	13	22	169	7.7	16	0	13	13	0	0 78
2005	Buffalo	16	15	325	1,247	3.8	27	5	28	178	6.4	19	0	5	5	0	0 30
2006	Buffalo	14	14	259	990	3.8	57t	6	18	156	8.7	56	0	6	6	0	0 36
2007	Baltimore	15	15	294	1,207	4.1	46t	7	43	231	5.4	30	1	8	7	1	0 48
2008	Baltimore	13	8	170	671	3.9	77t	7	24	173	7.2	35	0	7	7	0	0 42
2009	Baltimore	16	1	109	544	5.0	77t	12	15	85	5.7	14	2	14	12	2	0 84
2010	Baltimore	15	2	100	380	3.8	30t	5	14	55	3.9	32t	1	6	5	1	0 36
2011	Denver	15	14	249	1,199	4.8	60t	4	12	51	4.3	12	1	5	4	1	0 32
CAREER TOTALS		120	80	1,790	7,366	4.1	77t	59	176	1,089	6.2	56	5	64	59	5	0 1 386

ADDITIONAL STATISTICS: Miscellaneous tackles — 2005 (3), 2006 (1), 2007 (1), 2011 (1), TOTAL (6). Fumbles — 2006 (1 FR), 2007 (1 FR), 2008 (1 FR), 2009 (1 FR), 2011 (1 FR), TOTAL (5).

MCGAHEE'S POSTSEASON RECORD

Year	Club	RUSHING							RECEIVING					SCORING				
		G	S	No.	Yds.	Avg.	LG	TD	No.	Yds.	Avg.	LG	TD	TD	TDp	TDrt	2pt	Pts.
2008	Baltimore	3	1	39	154	3.9	48	2	4	26	6.5	11	0	2	2	0	0	12
2009	Baltimore	2	0	22	69	3.1	12	1	2	20	10.0	13	0	1	1	0	0	6
2010	Baltimore	2	0	14	48	3.4	25t	1	4	24	6.0	10	0	1	1	0	0	6
2011	Denver	2	2	36	137	3.8	19	1	0	0	0.0	—	0	1	1	0	0	6
CAREER TOTALS		9	3	111	408	3.7	48	5	10	70	7.0	13	0	5	5	0	0	30

MCGAHEE'S SINGLE-GAME HIGHS

(Postseason in parentheses)

Rushes — 37 vs. N.Y. Jets, 11/7/04 (20, twice, last at New England, 1/10/10). **Rushing yards** — 167 at Oakland, 1/3/10 (62, twice, last at New England, 1/10/10). **Longest rush** — 77t, twice, last at Oakland, 1/3/10 (48 at Miami, 1/4/09). **Rushing touchdowns** — 4 at Seattle, 11/28/04 (2 at Pittsburgh, 1/18/09). **Receptions** — 7 at San Francisco, 10/7/07 (2, three times, last at Pittsburgh, 1/15/11). **Receiving yards** — 61 vs. New England, 10/22/06 (14 at Pittsburgh, 1/15/11). **Longest reception** — 56 vs. New England, 10/22/06 (13 at New England, 1/10/10). **Receiving touchdowns** — 1, five times, last at Tennessee, 9/25/11 (none). **Rushing yards in one quarter** — 91 (4th) at Dallas, 12/20/08 (53 (4th) at Miami, 1/4/09). **Rushing yards in one half** — 145 (2nd) at Oakland, 11/6/11 (56 (2nd) at Miami, 1/4/09). **Total yards** — 167, twice, last (167 rush, 0 rec.) at Oakland, 1/3/10 (96 (63 rush, 13 rec.), at New England, 1/10/10). **Total touchdowns** — 4 at Seattle, 11/28/04 (2 at Pittsburgh, 1/18/09).

MCGAHEE'S 100-YARD RUSHING GAMES (30)

*denotes win (McGahee's teams are 18-12 when he records 100 or more yards rushing in a game.)

Date	Opponent	No.	Yds.	Avg.	LG	TD
10/17/04	vs. Miami*	26	111	4.3	31	0
10/31/04	vs. Arizona*	30	102	3.4	24	2
11/7/04	vs. N.Y. Jets*	37	132	3.6	15	1
11/21/04	vs. St. Louis*	20	100	5.0	41	0
11/28/04	at Seattle*	28	116	4.1	30t	4
12/12/04	vs. Cleveland*	27	105	3.9	13t	2
12/26/04	at San Francisco*	15	102	6.8	20	2
9/11/05	vs. Houston*	22	117	5.3	17	0
9/25/05	vs. Atlanta	27	140	5.2	21	1
10/16/05	vs. N.Y. Jets*	29	143	4.9	23	1
10/30/05	at new England	31	136	4.4	14	0
1/1/06	at N.Y. Jets	22	113	5.1	17	0
9/24/06	vs. N.Y. Jets	26	150	5.8	32	0
12/10/06	at N.Y. Jets*	16	125	7.8	57t	1
9/30/07	at Cleveland	14	104	7.4	28	0
10/21/07	at Buffalo	19	114	6.0	46t	1
11/18/07	vs. Cleveland	21	102	4.9	24	1
12/3/07	vs. New England	30	138	4.6	18	1
12/16/07	at Miami	29	104	3.6	19	0
10/19/08	at Miami*	19	105	5.5	17	1
11/9/08	at Houston*	25	112	4.5	12	2
12/20/08	at Dallas*	8	108	13.5	77t	1
1/3/10	at Oakland*	16	167	10.4	77t	3
9/18/11	vs. Cincinnati*	28	101	3.6	12	1
10/2/11	at Green Bay	15	103	6.9	28	0
10/9/11	vs. San Diego	16	125	7.8	28	0
11/6/11	at Oakland*	20	163	8.2	60t	2
11/27/11	at San Diego*	23	117	5.1	24	0
12/4/11	at Minnesota*	20	111	5.6	24t	1
1/1/12	vs. Kansas City	28	145	5.2	15	0

WILLIS MCGAHEE'S CAREER GAME-BY-GAME

(Victories asterisked)

2004 BUFFALO (9-7)			RUSHING					RECEIVING					SCORING		
Date	Opponent	P/S	No.	Yds.	Avg.	LG	TD	No.	Yds.	Avg.	LG	TD	2pt.	Pts.	
Sep 12	vs. Jacksonville	P	9	31	3.4	8	0	1	12	12.0	12	0	0	0	
Sep 19	at Oakland	P	2	-3	-1.5	7	0	0	0	0.0	—	0	0	0	
Oct 3	vs. New England	P	0	0	0.0	—	0	0	0	0.0	—	0	0	0	
Oct 10	at N.Y. Jets	P	8	42	5.3	21	0	1	2	2.0	2	0	0	0	
Oct 17	vs. Miami*	S	26	111	4.3	31	0	3	31	10.3	13	0	0	0	
Oct 24	at Baltimore	P	16	58	3.6	15	0	1	1	1.0	1	0	0	0	
Oct 31	vs. Arizona*	S	30	102	3.4	24	2	1	9	9.0	9	0	0	12	
Nov 7	vs. N.Y. Jets*	S	37	132	3.6	15	1	2	11	5.5	6	0	0	6	
Nov 14	at New England	S	14	37	2.6	11	0	1	12	12.0	12	0	0	0	
Nov 21	vs. St. Louis*	S	20	100	5.0	41	0	3	27	9.0	15	0	0	0	
Nov 28	at Seattle*	S	28	116	4.1	30	4	2	26	13.0	16	0	0	24	
Dec 5	at Miami*	S	23	91	4.0	21	0	1	4	4.0	4	0	0	0	
Dec 12	vs. Cleveland*	S	27	105	3.9	13t	2	2	12	6.0	7	0	0	12	
Dec 19	at Cincinnati*	S	11	25	2.3	14	0	2	1	0.5	6	0	0	0	
Dec 26	at San Francisco*	S	15	102	6.8	20	2	1	14	14.0	14	0	0	12	
Jan 2	vs. Pittsburgh	S	18	79	4.4	20	2	1	7	7.0	7	0	0	12	
Regular Season Totals			16/11	284	1.128	4.0	41	13	22	169	7.7	16	0	78	

2005 BUFFALO (5-11)			RUSHING					RECEIVING				SCORING		
Date	Opponent	P/S	No.	Yds.	Avg.	LG	TD	No.	Yds.	Avg.	LG	TD	2pt.	Pts.
Sep 11	vs. Houston*	S	22	117	5.3	17	0	3	15	5.0	10	0	0	0
Sep 18	at Tampa Bay	S	13	34	2.6	14	0	1	-1	-1.0	-1	0	0	0
Sep 25	vs. Atlanta	S	27	140	5.2	21	1	0	0	0.0	—	0	0	6
Oct 2	at New Orleans	S	16	84	5.3	27	1	2	17	8.5	12	0	0	6
Oct 9	vs. Miami*	P	31	86	2.8	11	1	2	5	2.5	3	0	0	6
Oct 16	vs. N.Y. Jets*	S	29	143	4.9	23	1	3	24	8.0	13	0	0	6
Oct 23	at Oakland	S	16	50	3.1	9	0	3	36	12.0	17	0	0	0
Oct 30	at New England	S	31	136	4.4	14	0	2	21	10.5	13	0	0	0
Nov 13	vs. Kansas City*	S	20	66	3.3	13	0	0	0	0.0	—	0	0	0
Nov 20	at San Diego	S	10	39	3.9	11	0	1	2	2.0	2	0	0	0
Nov 27	vs. Carolina	S	21	53	2.5	10	0	0	0	0.0	—	0	0	0
Dec 4	at Miami	S	27	81	3.0	10	0	2	18	9.0	13	0	0	0
Dec 11	vs. New England	S	8	3	0.4	3	0	1	5	5.0	5	0	0	0
Dec 17	vs. Denver	S	9	36	4.0	7	1	3	14	4.7	14	0	0	6
Dec 24	at Cincinnati*	S	23	66	2.9	12	0	3	0	0.0	6	0	0	0
Jan 1	at N.Y. Jets	S	22	113	5.1	17	0	2	22	11.0	19	0	0	0
Regular Season Totals		16/15	325	1,247	3.8	27	5	28	178	6.4	19	0	0	30
2006 BUFFALO (7-9)			RUSHING					RECEIVING				SCORING		
Date	Opponent	P/S	No.	Yds.	Avg.	LG	TD	No.	Yds.	Avg.	LG	TD	2pt.	Pts.
Sep 10	at New England	S	20	70	3.5	15	0	2	24	12.0	20	0	0	0
Sep 17	at Miami*	S	25	91	3.6	15	0	1	6	6.0	6	0	0	0
Sep 24	vs. N.Y. Jets	S	26	150	5.8	32	0	2	3	1.5	6	0	0	0
Oct 1	vs. Minnesota*	S	28	78	2.8	18	1	1	4	4.0	4	0	0	6
Oct 8	at Chicago	S	14	50	3.6	11	0	4	15	3.8	12	0	0	0
Oct 15	at Detroit	S	17	66	3.9	21	0	2	14	7.0	8	0	0	0
Oct 22	vs. New England	S	20	59	3.0	8	0	2	61	30.5	56	0	0	0
Nov 5	vs. Green Bay*	S	4	15	3.8	9								
Games 9-10 INACTIVE														
Nov 26	vs. Jacksonville*	S	12	63	5.3	30t	2	1	8	8.0	8	0	0	12
Dec 3	vs. San Diego	S	16	26	1.6	5	1	1	1	1.0	1	0	0	6
Dec 10	at N.Y. Jets*	S	16	125	7.8	57t	1	0	0	0.0	—	0	0	6
Dec 17	vs. Miami*	S	28	79	2.8	10	0	0	0	0.0	—	0	0	0
Dec 24	vs. Tennessee	S	22	95	4.3	13	1	2	20	10.0	19	0	0	6
Dec 31	at Baltimore	S	11	23	2.1	5	0	0	0	0.0	—	0	0	0
Regular Season Totals		14/14	259	990	3.8	57t	6	18	156	8.7	56	0	0	36
2007 BALTIMORE (5-11)			RUSHING					RECEIVING				SCORING		
Date	Opponent	P/S	No.	Yds.	Avg.	LG	TD	No.	Yds.	Avg.	LG	TD	2pt.	Pts.
Sep 10	at Cincinnati	S	19	77	4.1	13	0	3	34	11.3	17	0	0	0
Sep 16	vs. N.Y. Jets*	S	26	97	3.7	9	0	2	6	3.0	4	1	0	6
Sep 23	vs. Arizona*	S	21	98	4.7	37	0	4	23	5.8	14	0	0	0
Sep 30	at Cleveland	S	14	104	7.4	28	0	2	32	16.0	30	0	0	0
Oct 7	at San Francisco*	S	22	88	4.0	13	0	7	48	6.9	12	0	0	0
Oct 14	vs. St. Louis*	S	25	61	2.4	11	1	4	9	2.3	8	0	0	6
Oct 21	at Buffalo	S	19	114	6.0	46t	1	2	1	0.5	1	0	0	6
Nov 5	at Pittsburgh	S	12	50	4.2	33t	1	3	12	4.0	5	0	0	6
Nov 11	vs. Cincinnati	S	17	60	3.5	13	1	2	10	5.0	6	0	0	6
Nov 18	vs. Cleveland	S	21	102	4.9	24	1	2	24	12.0	13	0	0	6
Nov 25	at San Diego	S	17	59	3.5	13	1	2	2	1.0	1	0	0	6
Dec 3	vs. New England	S	30	138	4.6	18	1	4	21	5.3	11	0	0	6
Dec 9	vs. Indianapolis	S	17	45	2.6	15	0	5	7	1.4	7	0	0	0
Dec 16	at Miami	S	29	104	3.6	19	0	1	2	2.0	2	0	0	0
Dec 23	at Seattle	S	5	10	2.0	6	0	0	0	0.0	—	0	0	0
Dec 30	vs. Pittsburgh*													
INACTIVE														
Regular Season Totals		15/15	294	1,207	4.1	46t	7	43	231	5.4	30	1	0	48
2008 BALTIMORE (11-5)			RUSHING					RECEIVING				SCORING		
Date	Opponent	P/S	No.	Yds.	Avg.	LG	TD	No.	Yds.	Avg.	LG	TD	2pt.	Pts.
Sep 7	vs. Cincinnati*													
Sep 21	vs. Cleveland*	S	15	64	4.3	10	1	1	11	11.0	11	0	0	6
Sep 29	at Pittsburgh	S	13	42	3.2	12	0	3	19	6.3	15	0	0	0
Oct 5	vs. Tennessee	S	22	64	2.9	16	0	1	2	2.0	2	0	0	0
Oct 12	at Indianapolis	S	8	18	2.3	6	0	4	26	6.5	9	0	0	0
Oct 19	at Miami*	P	19	105	5.5	17	1	2	47	23.5	35	0	0	6
Oct 26	vs. Oakland*	S	23	58	2.5	8	1	2	-1	-0.5	2	0	0	6
Nov 2	at Cleveland*													
Nov 9	at Houston*	P	25	112	4.5	12	2	1	9	9.0	9	0	0	12
Nov 16	at N.Y. Giants	S	9	18	2.0	7	0	2	7	3.5	4	0	0	0
Nov 23	vs. Philadelphia*	S	7	8	1.1	4	0	0	0	0.0	—	0	0	0
Nov 30	at Cincinnati*													
Dec 7	vs. Washington*	S	11	32	2.9	6	0	1	-8	-8.0	-8	0	0	0
Dec 14	vs. Pittsburgh	P	6	18	3.0	5	0	2	15	7.5	14	0	0	0
Dec 20	at Dallas*	P	8	108	13.5	77t	1	3	21	7.0	21	0	0	6
Dec 28	vs. Jacksonville*	P	4	24	6.0	13t	1	2	25	12.5	13	0	0	6
Regular Season Totals		13/8	170	671	3.9	77t	7	24	173	7.2	35	0	0	42
Dec 14	at Miami*§	P	7	62	8.9	48	0	1	9	9.0	9	0	0	0
Dec 20	at Tennessee*†	P	12	32	2.7	11	0	1	4	4.0	4	0	0	0
Dec 28	at Pittsburgh#	S	20	60	3.0	14	2	2	13	6.5	11	0	0	12
Postseason Totals		3/1	39	154	3.9	48	2	4	26	6.5	11	0	0	12

§AFC Wild Card Game; †AFC Divisional Playoff Game; #AFC Championship Game

2009 BALTIMORE (9-7)			RUSHING					RECEIVING					SCORING		
Date	Opponent	P/S	No.	Yds.	Avg.	LG	TD	No.	Yds.	Avg.	LG	TD	2pt.	Pts.	
Sep 13	vs. Kansas City*	P	10	44	4.4	16	1	4	31	7.8	14	1	0	12	
Sep 20	at San Diego*	P	15	79	5.3	13	2	2	10	5.0	8	0	0	12	
Sep 27	vs. Cleveland*	P	7	67	9.6	34	2	0	0	0.0	—	0	0	12	
Oct 4	at New England	S	5	11	2.2	5	0	1	13	13.0	13t	1	0	6	
Oct 11	vs. Cincinnati	P	1	-2	-2.0	-2	0	1	4	4.0	4	0	0	0	
Oct 18	at Minnesota	P	7	3	0.4	5	0	0	0	0.0	—	0	0	0	
Nov 1	vs. Denver*	P	2	-1	-0.5	1	0	1	4	4.0	4	0	0	0	
Nov 8	at Cincinnati	P	0	0	0.0	—	0	0	0	0.0	—	0	0	0	
Nov 16	at Cleveland*	P	13	35	2.7	7	0	0	0	0.0	—	0	0	0	
Nov 22	vs. Indianapolis	P	6	25	4.2	16	0	1	7	7.0	7	0	0	0	
Nov 29	vs. Pittsburgh*	P	5	18	3.6	6	1	1	1	1.0	1	0	0	6	
Dec 7	at Green Bay	P	4	-4	-1.0	1t	1	0	0	0.0	—	0	0	6	
Dec 13	vs. Detroit*	P	12	76	6.3	19t	2	1	2	2.0	2	0	0	12	
Dec 20	vs. Chicago*	P	4	9	2.3	8	0	3	13	4.3	10	0	0	0	
Dec 27	at Pittsburgh	P	2	17	8.5	15	0	0	0	0.0	—	0	0	0	
Jan 3	at Oakland*	P	16	167	10.4	77t	3	0	0	0.0	—	0	0	18	
Regular Season Totals			16/1	109	544	5.0	77t	12	15	85	5.7	14	2	0	84
Jan 10	at New England*§	P	20	62	3.1	12	1	1	13	13.0	13	0	0	6	
Jan 16	at Indianapolis†	P	2	7	3.5	5	0	1	7	7.0	7	0	0	0	
Postseason Totals			2/0	22	69	3.1	12	1	2	20	10.0	13	0	0	6
§AFC Wild Card Game; †AFC Divisional Playoff Game															
2010 BALTIMORE (12-4)			RUSHING					RECEIVING					SCORING		
Date	Opponent	P/S	No.	Yds.	Avg.	LG	TD	No.	Yds.	Avg.	LG	TD	2pt.	Pts.	
Sep 13	at N.Y. Jets*	P	1	-2	-0.3	1t	1	1	-6	-6.0	-6	0	0	6	
Sep 19	at Cincinnati	P	3	10	3.3	6	0	0	0	0.0	—	0	0	0	
Sep 26	vs. Cleveland*	P	7	29	4.1	9	0	0	0	0.0	—	0	0	0	
Oct 3	at Pittsburgh*	S	14	39	2.8	10	1	2	2	1.0	1	0	0	6	
Oct 10	vs. Denver*	P	10	67	6.7	30t	1	0	0	0.0	—	0	0	6	
Oct 17	at New England	DID NOT PLAY													
Oct 24	vs. Buffalo*	S	11	64	5.8	25	1	1	10	10.0	10	0	0	6	
Nov 7	vs. Miami*	P	6	24	4.0	14	0	3	42	14.0	32t	1	0	6	
Nov 11	at Atlanta	P	3	8	2.7	5	0	1	-4	-4.0	-4	0	0	0	
Nov 21	at Carolina*	P	8	23	2.9	6	0	2	-10	-5.0	-4	0	0	0	
Nov 28	vs. Tampa Bay*	P	4	12	3.0	4	0	3	13	4.3	8	0	0	0	
Dec 5	vs. Pittsburgh	P	7	7	1.0	4	0	0	0	0.0	—	0	0	0	
Dec 13	at Houston*	P	4	7	1.8	4	1	0	0	0.0	—	0	0	6	
Dec 19	vs. New Orleans*	P	7	53	7.6	28	0	0	0	0.0	—	0	0	0	
Dec 26	at Cleveland*	P	8	34	4.3	9	0	0	0	0.0	—	0	0	0	
Jan 2	vs. Cincinnati*	P	2	5	2.5	7	0	0	0	0.0	—	0	0	0	
Regular Season Totals			15/2	100	380	3.8	30t	5	14	55	3.9	32t	1	0	36
Jan 9	at Kansas City*§	P	10	44	4.4	25t	1	2	10	5.0	8	0	0	6	
Jan 15	at Pittsburgh†	P	4	4	1.0	2	0	2	14	7.0	10	0	0	0	
Postseason Totals			2/0	14	48	3.4	25t	1	4	24	6.0	10	0	0	6
§AFC Wild Card Game; †AFC Divisional Playoff Game															
2011 DENVER (8-8)			RUSHING					RECEIVING					SCORING		
Date	Opponent	P/S	No.	Yds.	Avg.	LG	TD	No.	Yds.	Avg.	LG	TD	2pt.	Pts.	
Sep 12	vs. Oakland	P	4	3	0.8	3	0	5	32	6.4	12	0	0	0	
Sep 18	vs. Cincinnati*	S	28	101	3.6	12	1	1	5	5	5	0	0	6	
Sep 25	at Tennessee	S	22	52	2.4	10	0	3	2	0.7	5t	1	0	6	
Oct 2	at Green Bay	S	15	103	6.9	28	0	2	10	5	5	0	0	0	
Oct 9	vs. San Diego	S	16	125	7.8	28	0	0	0	0	—	0	1	2	
Oct 23	at Miami*	S	18	76	4.2	12	0	0	0	0	—	0	0	0	
Oct 30	vs. Detroit	INACTIVE													
Nov 6	at Oakland*	S	20	163	8.2	60t	2	0	0	0	—	0	0	12	
Nov 13	at Kansas City*	S	4	17	4.3	12	0	0	0	0	—	0	0	0	
Nov 17	vs. N.Y. Jets*	S	12	18	1.5	6	0	0	0	0	—	0	0	0	
Nov 27	at San Diego*	S	23	117	5.1	24	0	0	0	0	—	0	0	0	
Dec 4	at Minnesota*	S	20	111	5.6	24	1	0	0	0	—	0	0	6	
Dec 11	vs. Chicago*	S	17	34	2.0	7	0	1	2	2	2	0	0	0	
Dec 18	vs. New England	S	7	70	10.0	29	0	0	0	0	—	0	0	0	
Dec 24	at Buffalo	S	15	64	4.3	24	0	0	0	0	—	0	0	0	
Jan 1	vs. Kansas City	S	28	145	5.2	15	0	0	0	0	—	0	0	0	
Regular Season Totals			15/14	249	1,199	4.8	60t	4	12	51	4.3	12	1	1	32
Jan 9	vs. Pittsburgh*§	S	19	61	3.2	11	0	0	0	0.0	—	0	0	0	0
Jan 15	at New England†	S	17	76	4.5	19	1	0	0	0.0	—	0	0	0	6
Postseason Totals			2/2	36	137	3.8	19	1	0	0	0.0	—	0	0	6
§AFC Wild Card Game; †AFC Divisional Playoff Game															

DID YOU KNOW?

The Broncos allowed only two touchdowns through their first six games of the 2006 season, marking the fewest given up by an NFL team in that span since 1934. That year, the Detroit Lions shut out their first seven opponents.



VON MILLER

6-3 • 237 • 2ND YR. • TEXAS A&M

BORN: March 26, 1989, in DeSoto, Texas

HIGH SCHOOL: DeSoto High School, DeSoto, Texas

ACQUIRED: Draft #1 (2nd overall), 2011

NFL YEAR: 2nd • **YEAR WITH BRONCOS:** 2nd

NFL GAMES PLAYED/STARTED: 15/15 • **POSTSEASON:** 2/2

STRONGSIDE LINEBACKER



58

MILLER AT A GLANCE:

- A second-year linebacker who was named NFL Defensive Rookie of the Year and a Pro Bowl starter in 2011 after tying the franchise rookie sack record (11.5).
- Finished fifth on the Broncos with 64 tackles (50 solo) as a rookie in addition to leading the club with 19 tackles for a loss and 24 quarterback hits in 15 starts.
- Produced two separate five-game stretches posting at least a half sack in 2011.
- Became just the second player in Broncos history (K David Treadwell, 1989) to be selected to the Pro Bowl as a rookie.
- Earned second-team All-Pro honors from the Associated Press in addition to being named the Denver Athletic Club's Colorado Athlete of the Year for 2011.
- Posted 27.5 sacks in 26 starts over his last two seasons at Texas A&M University and won the Butkus Award (nation's best linebacker) in addition to being named a consensus All-American as a senior in 2010.
- Finished his collegiate career with 33 sacks (fourth in school history) and 50.5 tackles for a loss in 47 games played (30 starts).
- Named to *The Sporting News*' Freshman All-Big 12 Team in 2007 after seeing action in nine games as a true freshman for the Aggies.
- Selected by the Broncos in the first round (2nd overall) of the 2011 NFL Draft.

58's TROPHY CASE

Pro Bowl Selections (1)	2011
All-Pro (Second Team)	2011
NFL Defensive Rookie of the Year ..	2011

CAREER TRANSACTIONS: Signed by Denver as a draft choice 7/29/11.



2011: Selected by Denver in the first round (2nd overall) of the 2011 NFL Draft, Miller started all 15 games played and tied the franchise rookie record with 11.5 sacks en route to being named the Associated Press NFL Defensive Rookie of the Year... Elected as a starter for the Pro Bowl to become just the second Bronco to play in the league's annual All-Star game as a rookie in addition to garnering second-team All-Pro honors from the Associated Press... Finished fifth on the club with 64 tackles (50 solo) and added a team-best 19 tackles for a loss and 24 quarterback hits to go along with four passes defended and two forced fumbles... Named the Denver Athletic Club's Colorado Athlete of the Year... Missed Week 13 with a thumb injury and was forced to play the season's final six games, including the playoffs, with a cast on his hand... Produced two separate five-game stretches with at least a half sack.

COLLEGE: Miller played 47 games (30 starts) at Texas A&M University and finished his career with 182 tackles (104 solo), 33 sacks (fourth in school history), 50.5 tackles for a loss, 10 forced fumbles and four fumble recoveries... Posted 27.5 sacks in 26 starts over his last two seasons and won the Butkus Award (nation's best linebacker) in addition to being named a consensus All-American as a senior in 2010... Tabbed as a unanimous All-Big 12 Conference performer after leading the nation with 17 sacks (115 yds.) as a junior in 2009 playing a hybrid "jack" position... Named to *The Sporting News*' Freshman All-Big 12 Team in 2007 after seeing action in nine games as a true freshman for the Aggies.

MILLER GETS TO THE QUARTERBACK

MOST SACKS BY A ROOKIE, BRONCOS HISTORY

Player	Year	No.
1. Von Miller	2011	11.5
2. Rulon Jones	1980	11.5
3. Mike Croel	1991	10.0
4. Elvis Dumervil	2006	8.5
5. Lyle Alzado	1971	8.0

MOST SACKS BY A ROOKIE, NFL, 2011

Player	Team	No.
1. Aldon Smith	San Francisco	14.0
2. Von Miller	Denver	11.5
3. Jabaal Sheard	Cleveland	8.5
4. Adrian Clayborn	Tampa Bay	7.5
Ryan Kerrigan	Washington	7.5

MILLER NAMED NFL DEFENSIVE ROOKIE OF THE YEAR

2011 NFL DEFENSIVE ROOKIE OF THE YEAR VOTING (ASSOCIATED PRESS)

Player	Position	Team	Votes
1. Von Miller	Linebacker	Denver	39
2. Aldon Smith	Linebacker	San Francisco	11

PERSONAL: Miller attended DeSoto High School in DeSoto, Texas, where he was named the District 8-5A Defensive MVP as a senior after totaling 76 tackles and six sacks... Rated the No. 6 middle linebacker in the nation by Scout.com and was named to Dave Campbell's Texas Football Super Team (second-team defensive line)... Majored in university studies with a concentration in agriculture and life sciences at Texas A&M... Von Miller was born on March 29, 1989, in DeSoto, Texas.

MILLER'S REGULAR SEASON RECORD

Year	Club	G	S	UT	A	TT	S-Yds.	I-Yds.	PD	FF	FR	TD-Int.	TD-FR	S	Pts.
2011	Denver	15	15	50	14	64	11.5-77	0-0	4	2	0	0	0	0	0
CAREER TOTALS		15	15	50	14	64	11.5-77	0-0	4	2	0	0	0	0	0

MILLER'S POSTSEASON RECORD

Year	Club	G	S	UT	A	TT	S-Yds.	I-Yds.	PD	FF	FR	TD-Int.	TD-FR	S	Pts.
2011	Denver	2	2	3	0	3	1-4	0-0	0	0	0	0	0	0	0
CAREER TOTALS		2	2	3	0	3	1-4	0-0	0	0	0	0	0	0	0

MILLER'S SINGLE GAME HIGHS

(Postseason in parentheses)

Tackles — 10 at San Diego, 11/27/11 (3 vs. Pittsburgh, 1/8/12). **Sacks** — 2 at Green Bay, 10/2/11 (1 vs. Pittsburgh, 1/8/12). **Sack yards** — 13 vs. Cincinnati, 9/18/11 (4 vs. Pittsburgh, 1/8/12). **Interceptions** — None (None). **Interception return yards** — None (None).

VON MILLER'S CAREER GAME-BY-GAME

(Victories asterisked)

2011 DENVER (8-8)			TACKLES							
Date	Opponent	P/S	UT	A	TT	S-Yds.	I-Yds	PD	FF	FR
Sep 12	vs. Oakland	S	3	2	5	0-0	0-0	0	1	0
Sep 18	vs. Cincinnati*	S	3	0	3	1-13	0-0	2	0	0
Sep 25	at Tennessee	S	3	1	4	1-7	0-0	0	1	0
Oct 2	at Green Bay	S	4	0	4	2-12	0-0	0	0	0
Oct 9	vs. San Diego	S	2	0	2	1-6	0-0	0	0	0
Oct 23	at Miami*	S	3	2	5	1-3	0-0	0	0	0
Oct 30	vs. Detroit	S	3	0	3	0-0	0-0	0	0	0
Nov 6	at Oakland*	S	4	1	5	0.5-3.5	0-0	0	0	0
Nov 13	at Kansas City*	S	4	3	7	1.5-6.5	0-0	0	0	0
Nov 17	vs. N.Y. Jets*	S	8	1	9	1.5-12	0-0	1	0	0
Nov 27	at San Diego*	S	8	2	10	1-6	0-0	1	0	0
Dec 4	at Minnesota*	INACTIVE								
Dec 11	vs. Chicago*	S	4	1	5	1-8	0-0	0	0	0
Dec 18	vs. New England	S	1	0	1	0-0	0-0	0	0	0
Dec 24	at Buffalo	S	0	1	1	0-0	0-0	0	0	0
Jan 1	vs. Kansas City	S	0	0	0	0-0	0-0	0	0	0
Regular Season Totals		15/15	50	14	64	11.5-77	0-0	4	2	0
Jan 8	vs. Pittsburgh*§	S	3	0	3	1-4	0-0	0	0	0
Jan 14	at New England†	S	0	0	0	0-0	0-0	0	0	0
Postseason Totals		2/2	3	0	3	1-4	0-0	0	0	0
§AFC Wild Card Game; †AFC Divisional Playoff Game										


[§]AFC Wild Card Game; [†]AFC Divisional Playoff Game

BRONCOS CLIMB ABOVE .500 IN REGULAR-SEASON PLAY

The Broncos' all-time record in the regular season has been at or above the .500 mark since the club earned a 21-17 win at Minnesota on Nov. 24, 1996. That victory took Denver's record to 267-267-10, and the Broncos enter the 2012 season 34 games above .500 (406-372-10 / .522) as a franchise.

Before 1996, Denver's all-time regular-season record had not been .500 or better since the franchise's first year in 1960. The Broncos were 4-4 after playing their first eight games that season, but a 34-7 loss at the Dallas Texans on Nov. 13, 1960, sent the club below .500 for the first time.

Denver's all-time regular-season record did not reach the .500 mark until a little more than 36 years later with that win against the Vikings in 1996.



MIKE MOHAMED

6-3 • 245 • 2ND YR. • CALIFORNIA

BORN: March 11, 1988, in Brawley, Calif.


HIGH SCHOOL: Brawley High School, Brawley, Calif.

ACQUIRED: Draft #6 (189th overall), 2011

NFL YEAR: 2nd • **YEAR WITH BRONCOS:** 2nd

NFL GAMES PLAYED/STARTED: 2/0

LINEBACKER



53

MOHAMED AT A GLANCE:

- A second-year linebacker who played in two regular-season games as a rookie in 2011 in addition to spending time on the club's practice squad.
- Finished his collegiate career at the University of California ranked fourth on the school's all-time list with 340 tackles (197 solo) while playing in 50-of-51 possible games.
- Earned first-team All-Pacific-10 Conference honors as a junior in 2009 after recording a league-high 112 tackles (69 solo) to go along with two sacks (21 yds.), three interceptions (6 yds.), six passes defensed and one forced fumble.
- Honored as a four-time Pac-10 All-Academic selection in addition to being named a finalist for the William V. Campbell Trophy (Academic Heisman) following his senior season.
- Selected by the Broncos in the sixth round (189th overall) of the 2011 NFL Draft.

CAREER TRANSACTIONS: Signed by Denver as a draft choice 7/27/11; Waived by Denver 9/22/11; Signed by Denver(practice squad) 9/24/11; Signed by Denver (active roster) 11/28/11.



2011: Selected by Denver in the sixth round (189th overall) of the 2011 NFL Draft, Mohamed played in Denver's first two regular-season games on special teams... Waived by the club on Sept. 22 and was signed to the practice squad two days later... Spent nine weeks on the practice squad before being elevated to the active roster... Inactive for Denver's final five regular-season games and both playoff contests.

COLLEGE: Mohamed played 50-of-51 possible career games (30 starts) at the University of California and finished fourth on the school's all-time list with 340 tackles (197 solo) to go along with seven sacks (51 yds.), seven interceptions (77 yds.), 16 passes defensed, four forced fumble and two fumble recoveries... Honored as a four-time Pacific-10 Conference All-Academic selection in addition to being named a finalist for the William V. Campbell Trophy (Academic Heisman) following his senior season... Earned first-team All-Pac-10 honors as a junior in 2009 after recording a league-high 112 tackles (69 solo)... Received Cal's J. Scott Duncan Award as the team's most valuable special teams player and was an honorable mention All-Pac-10 performer at linebacker as a sophomore in 2008.


PERSONAL: Mohamed was named Team MVP and was honored as the Imperial Valley Defensive Player of the Year following his senior campaign at Brawley High School in Brawley, Calif., where he totaled 62 tackles and five sacks to go along with six blocked punts in his final prep season... Selected to the *San Diego Union-Tribune* All-Academic Team following his junior and senior years... Graduated from California with a degree in business administration... Has two brothers that play college football at Cal Poly: Kyle will be a senior linebacker and Dylan will be a sophomore defensive back for the Mustangs this fall... Michael Patrick Mohamed was born on March 11, 1988, in Brawley, Calif.

MOHAMED'S REGULAR SEASON RECORD

Year	Club	G	S	UT	A	TT	S-Yds.	I-Yds.	PD	FF	FR	TD-Int.	TD-FR	S	Pts.
2011	Denver	2	0	0	0	0	0-0	0-0	0	0	0	0	0	0	0
CAREER TOTALS		2	0	0	0	0	0-0	0-0	0	0	0	0	0	0	0

DID YOU KNOW?

The Broncos' record for consecutive wins against NFC clubs is six games, set twice in team history. Denver won six consecutive games against the NFC from 2001-03 and from 1980-81.



JOSHUA MOORE

5-11 • 184 • 2ND YR. • KANSAS STATE

BORN: Aug. 20, 1988, in Ft. Lauderdale, Fla.

HIGH SCHOOL: Blanche Ely High School, Pompano Beach, Fla.


ACQUIRED: Free Agent, 2012

NFL YEAR: 2nd • **YEAR WITH BRONCOS:** 1st

NFL GAMES PLAYED/STARTED: 3/0

31

CORNERBACK



MOORE AT A GLANCE:

- A second-year cornerback who spent his first two NFL seasons with Chicago, playing in three games as a rookie in 2010 and competing on the club's practice squad in 2011.
- Totaled 137 tackles (115 solo) in 37 games at Kansas State University in addition to collecting six interceptions, 34 passes defended, two sacks, one forced fumble and one fumble recovery.
- Earned honorable mention All-Big 12 Conference recognition from the league coaches following his final two collegiate seasons playing for the Wildcats.
- Joined the Broncos as a free agent on Jan. 5, 2012.
- Selected by the Bears in the fifth round (141st overall) of the 2010 NFL Draft.

CAREER TRANSACTIONS: Signed by Chicago as a draft choice 5/18/10; Waived by Chicago 9/5/11; Signed by Chicago (practice squad) 11/22/11; Signed by Denver to a future contract 1/5/12.



2011: Moore spent the final six weeks of the season on Chicago's practice squad after being waived at the conclusion of the preseason.

2010: Selected by Chicago in the fifth round (141st overall) of the 2010 NFL Draft, Moore played three games as a rookie, recording one special-teams tackle, and was inactive for the team's remaining 13 regular-season contests and both playoff games.

COLLEGE: Moore played 37 games at Kansas State University and totaled 175 tackles (115 solo), six interceptions, 34 passes broken up, two sacks, one forced fumble and one fumble recovery... Received honorable mention All-Big 12 Conference accolades following his final two collegiate seasons... Played all 13 games (5 starts) as a true freshman to earn first-team All-Big 12 Freshman honors.

PERSONAL: Moore attended Blanche Ely High School in Pompano Beach, Fla., where he was named first-team All-Broward County by the *Miami Herald* as a senior... Joshua Moore was born on Aug. 20, 1988, in Ft. Lauderdale, Fla.

MOORE'S REGULAR SEASON RECORD

Year	Club	G	S	UT	A	TT	S-Yds.	I-Yds.	PD	FF	FR	TD-Int.	TD-FR	S	Pts.
2010	Chicago	3	0	0	0	0	0-0	0-0	0	0	0	0	0	0	0
2011	Chicago	PRACTICE SQUAD													
CAREER TOTALS		3	0	0	0	0	0-0	0-0	0	0	0	0	0	0	0

ADDITIONAL STATISTICS: Special teams tackles — 2010 (1), TOTAL (1).

JOSHUA MOORE'S CAREER GAME-BY-GAME

(Victories asterisked)

2010 CHICAGO (11-5)		TACKLES									
Date	Opponent	P/S	UT	A	TT	S-Yds.	I-Yds.	PD	FF	FR	
Games 1-6											
Oct 24	vs. Washington	P	0	0	0	0-0	0-0	0	0	0	
Nov 7	at Buffalo*	P	0	0	0	0-0	0-0	0	0	0	
Nov 14	vs. Minnesota*	P	0	0	0	0-0	0-0	0	0	0	
Games 10-16											
Regular Season Totals											
Jan 16	vs. Seattle*†										
Jan 23	vs. Green Bay#										
Postseason Totals											
		0/0	0	0	0	0-0	0-0	0	0	0	

†NFC Divisional Playoff Game; #NFC Championship Game



RAHIM MOORE

6-1 • 196 • 2ND YR. • UCLA

BORN: Feb. 11, 1990, in Los Angeles, Calif.

HIGH SCHOOL: Susan Miller Dorsey High School, Los Angeles, Calif.

ACQUIRED: Draft #2a (45th overall), 2011

NFL YEAR: 2nd • **YEAR WITH BRONCOS:** 2nd

NFL GAMES PLAYED/STARTED: 15/7 • **POSTSEASON:** 1/0

SAFETY



26

MOORE AT A GLANCE:

- A second-year safety who saw action in 15 regular-season games (7 starts) as a rookie in 2011 and totaled 31 tackles (28 solo) and one interception (18 yds.).
- Played in Denver's AFC Divisional Playoff Game at New England (1/14/12) and recorded three tackles for the Broncos.
- Started all 37 games played at UCLA and tied for fourth in school history with 14 career interceptions.
- Named a team captain during his final campaign with the Bruins as a junior and received first-team All-America honors by *The Sporting News* in addition to first-team All-Pacific-10 Conference accolades for the second consecutive year.
- Led the nation with 10 interceptions as a sophomore in 2009 (second most in Bruins history) and was the co-defensive winner of UCLA's Henry R. "Red" Sanders Award for Most Valuable Player.
- Started all 12 games in 2008, becoming the first true freshman in seven years to start a season opener on offense or defense for UCLA.
- Selected by the Broncos in the second round (45th overall) of the 2011 NFL Draft.

CAREER TRANSACTIONS: Signed by Denver as a draft choice 7/29/11.



2011: Selected by the Broncos in the second round (45th overall) of the 2011 NFL Draft, Moore played 15 regular-season games (7 starts) and totaled 31 tackles (28 solo), one interception (18 yds.), two passes defended and one fumble recovery as a rookie... Saw action in Denver's AFC Divisional Playoff Game at N.E. (1/14) and recorded three tackles.

COLLEGE: Moore opened all 37 games played at UCLA and tied for fourth in school history with 14 career interceptions to go along with 186 tackles (119 solo), 29 PBUs, and three fumble recoveries... Received first-team All-America honors from *The Sporting News* and first-team All-Pacific-10 Conference honors following his junior season... Led the nation with 10 interceptions and was a first-team All-Pac-10 selection as a sophomore... Started all 12 games as a true freshman in 2008.

PERSONAL: Moore attended Susan Miller Dorsey High School in Los Angeles, where he lettered four years as a defensive back and wide receiver... Invited to play in the U.S. Army All-American Bowl after totaling 112 tackles, eight interceptions, 18 passes defended and three fumble recoveries as a senior... Rated as the second-best safety prospect in the nation by Scout.com... Majored in sociology at UCLA and was named to the Director's Honor Roll in Fall 2009... Rahim Shaheed Moore was born on Feb. 11, 1990, in Los Angeles.

MOORE'S REGULAR SEASON RECORD

Year	Club	G	S	UT	A	TT	S-Yds.	I-Yds.	PD	FF	FR	TD-Int.	TD-FR	S	Pts.
2011	Denver	15	7	28	3	31	0-0	1-18	2	0	1	0	0	0	0
CAREER TOTALS		15	7	28	3	31	0-0	1-18	2	0	1	0	0	0	0

MOORE'S POSTSEASON RECORD

Year	Club	G	S	UT	A	TT	S-Yds.	I-Yds.	PD	FF	FR	TD-Int.	TD-FR	S	Pts.
2011	Denver	1	0	1	2	3	0-0	0-0	0	0	0	0	0	0	0
CAREER TOTALS		1	0	1	2	3	0-0	0-0	0	0	0	0	0	0	0

MOORE'S SINGLE-GAME HIGHS

(Postseason in parentheses)


Tackles — 7 vs. New England, 12/18/11 (3 at New England, 1/14/12). **Interceptions** — 1 at Green Bay, 10/2/11 (none). **Interception return yards** — 18 at Green Bay, 10/2/11 (none). **Passes Defended** — 1, twice, last at Green Bay, 10/2/11 (none).

RAHIM MOORE'S CAREER GAME-BY-GAME

(Victories asterisked)

2011 DENVER (8-8)		TACKLES								
Date	Opponent	P/S	UT	A	TT	S-Yds.	I-Yds	PD	FF	FR
Sep 12	vs. Oakland	S	4	0	4	0-0	0-0	0	0	1
Sep 18	vs. Cincinnati*	S	3	1	4	0-0	0-0	0	0	0
Sep 25	at Tennessee	S	1	0	1	0-0	0-0	0	0	0
Oct 2	at Green Bay	S	4	0	4	0-0	1-18	1	0	0
Oct 9	vs. San Diego	S	2	1	3	0-0	0-0	0	0	0
Oct 23	at Miami*	P	0	0	0	0-0	0-0	0	0	0
Oct 30	vs. Detroit	P	2	0	2	0-0	0-0	0	0	0
Nov 6	at Oakland*	S	0	0	0	0-0	0-0	0	0	0
Nov 13	at Kansas City*	P	0	0	0	0-0	0-0	0	0	0
Nov 17	vs. N.Y. Jets*	P	0	0	0	0-0	0-0	0	0	0
Nov 27	at San Diego*	P	0	0	0	0-0	0-0	0	0	0
Dec 4	at Minnesota*	INACTIVE								
Dec 11	vs. Chicago*	P	5	0	5	0-0	0-0	0	0	0
Dec 18	vs. New England	S	6	1	7	0-0	0-0	1	0	0
Dec 24	at Buffalo	P	1	0	1	0-0	0-0	0	0	0
Jan 1	vs. Kansas City	P	0	0	0	0-0	0-0	0	0	0
Regular Season Totals		15/7	28	3	31	0-0	1-18	2	0	1
Jan 8	vs. Pittsburgh* [§]	DID NOT PLAY								
Jan 14	at New England [†]	P	1	2	3	0-0	0-0	0	0	0
Postseason Totals		1/0	1	2	3	0-0	0-0	0	0	0

[§]AFC Wild Card Game; [†]AFC Divisional Playoff Game



KNOWSHON MORENO

5-11 • 200 • 4TH YR. • GEORGIA

BORN: July 16, 1987, in Belford, N.J.



HIGH SCHOOL: Middletown South High School, Middletown, N.J.

ACQUIRED: Draft #1a (12th overall), 2009

NFL YEAR: 4th • **YEAR WITH BRONCOS:** 4th

NFL GAMES PLAYED/STARTED: 36/24

RUNNING BACK

MORENO AT A GLANCE:

- A fourth-year running back who led the Broncos in rushing in consecutive seasons (2009-10) to begin his career before an injury-shortened campaign in 2011.
- Totaled at least 1,000 yards from scrimmage in each of his first two seasons, representing the only player who entered the NFL in 2009 to accomplish that feat and one of just four players in franchise history to reach that milestone in his first two years.
- Emerged as a considerable receiving threat out of the backfield in 2010, becoming one of just five NFL running backs to average more than 10 yards per reception (10.1) and tying for the league lead in receiving touchdowns (3) among his position group.
- Tied for third in the Associated Press' NFL Offensive Rookie of the Year voting and was a consensus All-Rookie selection in 2009 as only the fifth Bronco in team history to lead all league rookies in rushing yards.
- Earned first-team All-Southeastern Conference honors during his two years at the University of Georgia, totaling 2,734 rushing yards and joining Herschel Walker (1980-82) as the only Bulldogs in school history to post 1,000 rushing yards in consecutive seasons.
- Received several All-America honors and was a finalist for the Doak Walker Award (nation's best running back) as a sophomore for the Bulldogs in 2008, totaling 1,400 rushing yards (5.6 avg., 16 TDs) that led the SEC and ranked 11th in the nation.
- Selected by the Broncos in the first round (12th overall) of the 2009 NFL Draft.

CAREER TRANSACTIONS: Signed by Denver as a draft choice 8/8/09; Placed on injured reserve (knee) 11/14/11.



2011: Moreno played seven games (2 starts) and finished fourth on the club with 179 yards on 37 carries (4.8 avg.) to help Denver lead the league in rushing with a team-record 164.5 yards per game on the ground... Added 11 receptions for 101 yards (9.2 avg.) with one touchdown... Injured his knee at K.C. (11/13) and was placed on injured reserve on Nov. 14.

2010: Moreno started all 13 games played and totaled 182 carries for 779 yards (4.3 avg.) with five touchdowns

MORENO IMPRESSES AS A ROOKIE

BRONCOS' NFL ROOKIE RUSHING CHAMPS, TEAM HISTORY

Player	Year	Yards
Knowshon Moreno	2009	947
Clinton Portis	2002	1,508
Mike Anderson	2000	1,487
Billy Joe	1963	646
Donnie Stone	1961	505

MOST 80-YD. RUSH GAMES BY A ROOKIE, BRONCOS HISTORY

Player	Year	No.
1. Mike Anderson	2000	10
2. Clinton Portis	2002	9
3. Knowshon Moreno	2009	6
Olandis Gary	1999	6
Terrell Davis	1995	6
Bobby Humphrey	1989	6

to go along with a career-high 37 receptions for 372 yards (10.1 avg.) with three scores... Became one of five NFL running backs to average more than 10 yards per reception (10.1) in 2010 while tying for the league lead in touchdown receptions (3) among his position group... Averaged 5.0 yards per rush (106-527) in the second half of the season to rank fifth in the NFL during that span while helping Denver's running game improve by a league-best 1.8 yards per carry in its last eight games... Rushed for a career-high 161 yards on 23 carries (7.0 avg.) at K.C. (12/5) to mark the most rushing yards ever by a Broncos player at Arrowhead Stadium and represent the fourth player in franchise history to average seven yards per carry while registering at least 23 attempts.

2009: Selected by the Broncos in the first round (12th overall) of the 2009 NFL Draft, Moreno played 16 games (9 starts) for Denver and totaled 247 rushes for 947 yards (3.8 avg.) with seven touchdowns along with 28 receptions for 213 yards (7.6 avg.) with two scores... Became the 14th player since the 1970 NFL merger to lead all rookies in rushing yards (947), yards from scrimmage (1,160) and touchdowns (9)... Named an All-Rookie selection by the Professional Football Writers Association/*Pro Football Weekly* as well as *The Sporting News*... Tied for third in the Associated Press' NFL Offensive Rookie of the Year voting... Led the league with four Pepsi NFL Rookie of the Week honors... Became only the fifth Bronco in team history to lead league rookies in rushing yards... Finished the year with the sixth-most rushing yards and the sixth-most yards from scrimmage by a rookie in Broncos history... Posted the most 80-yard rushing games by a league rookie for the year with six that tied for the third most by a rookie in club annals... Totaled the fourth-most touchdowns by a Broncos rookie... Posted a career-high 97 yards on 18 carries (5.4 avg.) at Was. (11/15)... Had two rushing scores at K.C. (12/6) and vs. K.C. (1/3).

COLLEGE: Moreno played 26 career games (19 starts) at the University of Georgia, totaling 498 rushes for 2,734 yards (5.5 avg.) with 30 touchdowns along with 53 receptions for 645 yards (12.2 avg.) with two scores... Earned first-team All-Southeastern Conference honors during both years at Georgia while his 2,734 rushing yards led the SEC in addition to ranking sixth in the nation and second among the country's underclassmen from 2007-08... Started all 13 games for Georgia as a sophomore, totaling 250 carries for 1,400 yards (5.6 avg.) and 16 touchdowns along with 33 receptions for 392 yards (11.9 avg.) and two scores in 2008... Received consensus first-team All-SEC honors and was tabbed a second-team All-American by the Associated Press and the Walter Camp Foundation... Led the SEC and ranked 11th in the nation in rushing yards... Became just the second Georgia player to rush for 1,000 yards in consecutive seasons (Herschel Walker, 1980-82)... Played 13 games (6 starts) as a redshirt freshman, rushing 248 times for 1,334 yards (5.3 avg.) with 14 touchdowns while making 20 catches for 253 yards (12.6 avg.) in 2007... Finished with six 100-yard rushing games, including five consecutive 100-yard outings late in the year... Earned first-team All-SEC honors and was named to his conference's All-Freshman team... Honored as SEC Freshman of the Year (league coaches, *The Sporting News*) after placing second in the SEC in rushing yards while leading the nation's freshmen in that category... Redshirted as a true freshman.

PERSONAL: Moreno finished his high school career at Middletown South High School in Middletown, N.J., as the state's all-time leader in total touchdowns (128) and scoring (782 pts.)... Ranked second in New Jersey history with 6,268 career rushing yards... Led his team to three state titles... Rushed for 1,808 yards on 185 carries (9.8 avg.) and had 43 touchdowns in 10 games as a senior... First name is a combination of his father's nickname (Knowledge) and his mother's name (Varashon)... Majored in housing at the University of Georgia... Knowshon Moreno was born on July 16, 1987, in Belford, N.J.

MORENO'S REGULAR SEASON RECORD

Year	Club	G	S	No.	RUSHING				No.	RECEIVING				SCORING				
					Yds.	Avg.	LG	TD		Yds.	Avg.	LG	TD	TD	TDr	TDp	TDrt	2pt Pts.
2009	Denver	16	9	247	947	3.8	36	7	28	213	7.6	27	2	9	7	2	0	0 54
2010	Denver	13	13	182	779	4.3	35	5	37	372	10.1	45	3	8	5	3	0	0 48
2011	Denver	7	2	37	179	4.8	24	0	11	101	9.2	28t	1	1	0	1	0	0 6
CAREER TOTALS		36	24	466	1,905	4.1	36	12	76	686	9.0	45	6	18	12	6	0	0 108

ADDITIONAL STATISTICS: Miscellaneous tackles — 2009 (1), 2010 (1), TOTAL (2).

MORENO'S SINGLE GAME HIGHS

(Postseason in parentheses)

Rushes — 24 vs. Seattle, 9/19/10 (none). **Rushing yards** — 161 at Kansas City, 12/5/10 (none). **Longest rush** — 36 vs. San Diego, 11/22/09 (none). **Rushing touchdowns** — 2, twice, last at Kansas City, 12/5/10 (none). **Receptions** — 7 at San Diego, 11/22/10 (none). **Receiving yards** — 67 vs. Seattle, 9/19/10 (none). **Longest reception** — 45 vs. Seattle, 9/19/10 (none). **Receiving touchdowns** — 2 vs. Oakland, 10/24/10 (none). **Rushing yards in one quarter** — 68 (2nd) at Kansas City, 12/5/10 (none). **Rushing yards in one half** — 85 (1st) at Kansas City, 12/5/10 (none). **Total yards** — 175 (161 rush, 14 rec.) at Kansas City, 12/5/10 (none). **Total touchdowns** — 2, three times, last vs. Oakland, 10/24/10 (none).

KNOWSHON MORENO'S CAREER GAME-BY-GAME

(Victories asterisked)

2009 DENVER (8-8)			RUSHING					RECEIVING					SCORING		
Date	Opponent	P/S	No.	Yds.	Avg.	LG	TD	No.	Yds.	Avg.	LG	TD	2pt.	Pts.	
Sep 13	at Cincinnati*	P	8	19	2.4	8	0	0	0	0.0	—	0	0	0	
Sep 20	vs. Cleveland*	P	17	75	4.4	17	0	2	22	11.0	11	0	0	0	
Sep 27	at Oakland*	P	21	90	4.3	9	1	0	0	0.0	—	0	0	6	
Oct 4	vs. Dallas*	P	14	65	4.6	14	0	2	11	5.5	9t	1	0	6	
Oct 11	vs. New England*	S	21	88	4.2	13	0	4	36	9.0	27	0	0	0	
Oct 19	at San Diego*	S	18	44	2.4	6	0	1	-1	-1.0	-1	0	0	0	
Nov 1	at Baltimore	S	10	39	3.9	12	1	2	-4	-2.0	5	0	0	6	
Nov 9	vs. Pittsburgh	P	5	3	0.6	4	0	0	0	0.0	—	0	0	0	
Nov 15	at Washington	S	18	97	5.4	28	0	2	7	3.5	7	0	0	0	
Nov 22	vs. San Diego	S	10	80	8.0	36	0	1	6	6.0	6	0	0	0	
Nov 26	vs. N.Y. Giants*	S	19	88	4.6	12	1	2	19	9.5	11	0	0	6	
Dec 6	at Kansas City*	S	21	86	4.1	18t	2	0	0	0.0	—	0	0	12	
Dec 13	at Indianapolis	S	23	63	2.7	11	0	3	13	4.3	8	0	0	0	
Dec 20	vs. Oakland	S	19	42	2.2	8	0	3	39	13.0	21	0	0	0	
Dec 27	at Philadelphia	P	9	18	2.0	6	0	3	17	5.7	16t	1	0	6	
Jan 3	vs. Kansas City	P	14	50	3.6	18	2	3	48	16.0	20	0	0	12	
Regular Season Totals			16/9	247	947	3.8	36	7	28	213	7.6	27	2	0	54

2010 DENVER (4-12)			RUSHING					RECEIVING					SCORING		
Date	Opponent	P/S	No.	Yds.	Avg.	LG	TD	No.	Yds.	Avg.	LG	TD	2pt.	Pts.	
Sep 12	at Jacksonville	S	15	60	4.0	17	1	1	4	4.0	4	0	0	6	
Sep 19	vs. Seattle*	S	24	51	2.1	9	1	4	67	16.8	45	0	0	6	
Games 3-5 INACTIVE															
Oct 17	vs. N.Y. Jets	S	12	48	4.0	14	0	0	0	0.0	—	0	0	0	
Oct 24	vs. Oakland	S	14	53	3.8	13	0	3	37	12.3	27t	2	0	12	
Oct 31	at San Francisco (London)	S	11	40	3.6	17	0	4	19	4.8	14	0	0	0	
Nov 14	vs. Kansas City*	S	22	106	4.8	14	0	3	50	16.7	23	1	0	6	
Nov 22	at San Diego	S	13	58	4.5	12	1	7	62	8.9	19	0	0	6	
Nov 28	vs. St. Louis	S	12	56	4.7	16	1	6	62	10.3	31	0	0	6	
Dec 5	at Kansas City	S	23	161	7.0	24	0	1	14	14.0	14	0	0	0	
Dec 12	at Arizona	S	19	81	4.3	12	1	5	32	6.4	10	0	0	6	
Dec 19	at Oakland	S	4	5	1.3	6	0	1	1	1.0	1	0	0	0	
Dec 26	vs. Houston*	S	7	19	2.7	11	0	1	22	22.0	22	0	0	0	
Jan 2	vs. San Diego	S	6	41	6.8	35	0	1	2	2.0	2	0	0	0	
Regular Season Totals			13/13	182	779	4.3	35	5	37	372	10.1	45	3	0	48

2011 DENVER (8-8)			RUSHING					RECEIVING					SCORING		
Date	Opponent	P/S	No.	Yds.	Avg.	LG	TD	No.	Yds.	Avg.	LG	TD	2pt.	Pts.	
Sep 12	vs. Oakland	S	8	22	2.8	9	0	2	35	17.5	24	0	0	0	
Sep 18	vs. Cincinnati*	INACTIVE													
Sep 25	at Tennessee	DID NOT PLAY													
Oct 2	at Green Bay	P	2	4	2.0	4	0	1	7	7.0	7	0	0	0	
Oct 9	vs. San Diego	P	0	0	0.0	—	0	3	40	13.3	28t	1	0	6	
Oct 23	at Miami*	P	7	28	4.0	13	0	2	10	5.0	9	0	0	0	
Oct 30	vs. Detroit	S	14	69	4.9	12	0	1	5	5.0	5	0	0	0	
Nov 6	at Oakland*	P	2	4	2.0	3	0	2	4	2.0	5	0	0	0	
Nov 13	at Kansas City*	P	4	52	13.0	24	0	0	0	0.0	—	0	0	0	
PLACED ON INJURED RESERVE (KNEE) ON NOV 14															
Regular Season Totals			7/2	37	179	4.8	24	0	11	101	9.2	28t	1	0	6



CYRIL OBIOZOR

6-4 • 249 • 3RD YR. • TEXAS A&M

BORN: Sept. 26, 1986, in Houston, Texas

HIGH SCHOOL: Pearland High School, Pearland, Texas

ACQUIRED: Free Agent, 2012

NFL YEAR: 3rd • YEAR WITH BRONCOS: 1st

NFL GAMES PLAYED/STARTED: 13/0 • POSTSEASON: 1/0

LINEBACKER



54

OBIOZOR AT A GLANCE:

- A third-year linebacker who has played 13 career games with Arizona (2010), San Diego (2010) and Green Bay (2009), totaling one defensive stop and nine special-teams tackles.
- Saw action in eight games combined with San Diego and Arizona in 2010, bouncing back and forth between the active rosters and practice squads of both clubs.
- Played defensive end at Texas A&M University, starting his final 28 games and finishing his career with 134 tackles, 18.5 tackles for a loss, 7.5 sacks, one interception and two forced fumbles.

- Earned honorable mention All-Big 12 Conference honors as a senior in 2008 after opening all 12 games for the Aggies and collecting a career-high 45 tackles.
- Joined the Broncos as a free agent on Jan. 3, 2012.
- Entered the NFL with Green Bay as a college free agent on May 1, 2009.

CAREER TRANSACTIONS: Signed by Green Bay as a college free agent 5/1/09; Waived by Green Bay 9/5/09; Signed by Green Bay (practice squad) 9/6/09; Signed by Green Bay (active roster) 12/7/09; Waived by Green Bay 9/4/10; Claimed off waivers by Arizona 9/6/10; Waived by Arizona 9/21/10; Signed by Arizona (practice squad) 9/23/10; Signed by San Diego (active roster) 10/5/10; Waived by San Diego 10/26/10; Signed by San Diego (practice squad) 10/28/10; Signed by Arizona (active roster) 11/9/10; Waived by Arizona 9/2/11; Signed by Denver to a future contract 1/3/12.



2011: Obiozor spent the season out of football after being waived by Arizona on Sept. 2.

2010: Obiozor bounced on and off the active rosters and practice squads of Arizona and San Diego, appearing in six games with the Cardinals and two contests with the Chargers... Totaled eight special-teams tackles on the year... Tallied a career-best two special-teams tackles with the Cardinals in consecutive weeks vs. Stl. (12/5) and vs. Den. (12/12) as well as in the season finale at S.F. (1/2).

2009: Obiozor, who entered the NFL with Green Bay as a college free agent on May 1, played in the Packers' final five regular-season games as well as their NFC Wild Card Game at Ari. (1/10) after spending the first 12 weeks of the season on the practice squad... Recorded his first career defensive stop as well and his initial special-teams tackle vs. Sea. (12/27).

COLLEGE: Obiozor started his final 28 games at Texas A&M University and finished his career with 134 tackles, 18.5 tackles for a loss, 7.5 sacks, one interception and two forced fumbles while playing defensive end... Earned honorable mention All-Big 12 Conference honors as a senior in 2008 after opening all 12 games for the Aggies and collecting a career-high 45 defensive stops.

PERSONAL: Obiozor played tight end, wide receiver and defensive end at Pearland High School in Pearland, Texas... Named to the District 23-5A first-team and earned his school's Most Improved Award as a senior in 2003 after totaling 96 tackles and six sacks... Lettered all four years in track as a prep... Cyril Chinenye Obiozor (first and last name pronounced SEER-uhl oh-bee-AH-zor) was born on Sept. 26, 1986, in Houston.

OBIOZOR'S REGULAR SEASON RECORD

Year	Club	G	S	UT	A	TT	S-Yds.	I-Yds.	PD	FF	FR	TD-Int.	TD-FR	S	Pts.
2009	Green Bay	5	0	1	0	1	0-0	0-0	0	0	0	0	0	0	0
2010	S.D./Ari.	8	0	0	0	0	0-0	0-0	0	0	0	0	0	0	0
CAREER TOTALS		13	0	1	0	1	0-0	0-0	0	0	0	0	0	0	0

ADDITIONAL STATISTICS: Special teams tackles — 2009 (1), 2010 (8), TOTAL (99).

OBIOZOR'S POSTSEASON RECORD

Year	Club	G	S	UT	A	TT	S-Yds.	I-Yds.	PD	FF	FR	TD-Int.	TD-FR	S	Pts.
2009	Green Bay	1	0	0	0	0	0-0	0-0	0	0	0	0	0	0	0
CAREER TOTALS		1	0	0	0	0	0-0	0-0	0	0	0	0	0	0	0

ADDITIONAL STATISTICS: Special teams tackles — 2009 (1), TOTAL (1).

CYRIL OBIOZOR'S CAREER GAME-BY-GAME

(Victories asterisked)

2009 GREEN BAY (11-5)		TACKLES									
Date	Opponent	P/S	UT	A	TT	S-Yds.	I-Yds.	PD	FF	FR	
Games 1-11											
Dec 7	vs. Baltimore*	P	0	0	0	0-0	0-0	0	0	0	
Dec 13	at Chicago*	P	0	0	0	0-0	0-0	0	0	0	
Dec 20	at Pittsburgh	P	0	0	0	0-0	0-0	0	0	0	
Dec 27	vs. Seattle*	P	1	0	1	0-0	0-0	0	0	0	
Jan 3	at Arizona*	P	0	0	0	0-0	0-0	0	0	0	
Regular Season Totals		5/0	1	0	1	0-0	0-0	0	0	0	


2010 S.D. (9-7) / ARI. (5-11)

TACKLES

DID NOT RECORD ANY DEFENSIVE STATISTICS

DID YOU KNOW?

The Broncos have had at least one player selected to the Pro Bowl during each of the last 31 seasons (since 1981).



XAVIER OMON

5-11 • 227 • 3RD YR. • N.W. MISSOURI ST.

BORN: Feb. 15, 1985, in San Diego, Calif.

HIGH SCHOOL: Beatrice High School, Beatrice, Neb.


ACQUIRED: Free Agent, 2011

NFL YEAR: 3rd • **YEAR WITH BRONCOS:** 1st

NFL GAMES PLAYED/STARTED: 7/0

33

RUNNING BACK



OMON AT A GLANCE:

- A third-year running back who competed on practice squads the last two seasons with Denver, Cleveland, San Francisco, and N.Y. Jets after two seasons with the Bills in which he played seven games and totaled 11 rushes for 27 yards (2.5 avg.).
- Finished his career at Division II Northwest Missouri State University with 7,073 rushing yards and 92 touchdowns on 1,271 attempts (5.6 avg.) to become just the third player in college football history to top the 7,000-yard mark.
- Named a first-team Mid-America Intercollegiate Association selection in three of his four seasons (second-team in the other) with the Bearcats and left school as one of two players in NCAA history to compile 1,500 yards rushing in four separate campaigns.
- Wrapped up his collegiate career ranked third in Division II history in rushing touchdowns (92), total scores (98) and total points (590) in addition to compiling 7,777 all-purpose yards to rank ninth in NCAA annals.
- Joined the Broncos as a free agent on Jan 16, 2012.
- Selected by Buffalo in the sixth round (179th overall) of the 2008 NFL Draft.

CAREER TRANSACTIONS: Signed by Buffalo as a draft choice 7/24/08; Waived by Buffalo 11/11/09; Signed by Seattle (practice squad) 11/17/09; Signed by Seattle to a future contract 1/6/10; Waived by Seattle 4/6/10; Signed by N.Y. Jets (practice squad) 9/28/10; Waived by N.Y. Jets 10/9/10; Signed by San Francisco (practice squad) 12/1/10; Signed by San Francisco to a future contract 1/5/11; Waived by San Francisco 9/3/11; Signed by San Francisco (practice squad) 9/4/11; Waived by San Francisco 9/12/11; Signed by Cleveland (practice squad) 9/15/11; Waived by Cleveland 10/20/11; Signed by Denver (practice squad) 11/14/11; Waived by Denver 11/26/11; Signed by Denver (practice squad) 11/28/11; Signed by Denver to a future contract 1/16/12.



2011: Omon spent the season competing on practice squads with San Francisco, Cleveland and Denver after being waived by the 49ers during final roster cutdowns.

2010: Omon was signed to the N.Y. Jets' practice squad on Sept. 28, spending a week there before being waived and picked up by San Francisco's practice squad on Dec. 1.

2009: Omon played five games and totaled five rushes for 22 yards (4.4 avg.) for Buffalo... Waived by the Bills on Nov. 11.

2008: Selected by Buffalo in the sixth round (179th overall) of the 2008 NFL draft, Omon saw action in the Bills' final two regular-season games as a rookie and finished with six carries for five yards (0.8 avg.).

COLLEGE: Omon completed his career at Division II Northwest Missouri State University as just the third player in college football to rush for more than 7,000 yards, finishing with 7,073 on 1,271 attempts (5.6 avg.)... One of two players in college football history to accumulate 1,500 yards in four different seasons... Wrapped up his career ranked third in Division II history in rushing touchdowns (92), total scores (98) and total points (590) in addition to compiling 7,777 all-purpose yards to rank ninth in NCAA annals.

PERSONAL: Omon attended Beatrice High School in Beatrice, Neb., where he earned Class B All-Nebraska honors in both football and basketball during his final two prep seasons... Named second-team Superstate in football as a senior... Graduated from Northwest Missouri State with a degree in broadcasting... Xavier Omon was born on Feb. 15, 1985, in San Diego.

OMON'S REGULAR SEASON RECORD

Year	Club	G	S	No.	RUSHING				No.	RECEIVING				SCORING			
					Yds.	Avg.	LG	TD		Yds.	Avg.	LG	TD	TD	TDp	TDt	Pts.
2008	Buffalo	2	0	6	5	0.8	2	0	0	0	0.0	—	0	0	0	0	0
2009	Buffalo	5	0	5	22	4.4	7	0	0	0	0.0	—	0	0	0	0	0
2010	NYJ/S.F.																
2011	S.F./Cle./Den.																
PRACTICE SQUAD																	
PRACTICE SQUAD																	
CAREER TOTALS		7	0	11	27	2.5	7	0	0	0	0.0	—	0	0	0	0	0

ADDITIONAL STATISTICS: Kickoff returns — 2009 (1 for 26 yds.), TOTAL (1 for 26 yds., 26.0 avg., 26 LG).

OMON'S SINGLE-GAME HIGHS

(Postseason in parentheses)

Rushes — 4 vs. New England, 12/28/08 (none). **Rushing yards** — 9 vs. Tampa Bay, 9/20/09 (none). **Longest rush** — 7 at New England, 9/14/09 (none). **Rushing touchdowns** — None (none). **Receptions** — None (none). **Receiving yards** — None (none). **Longest reception** — None (none). **Receiving touchdowns** — None (none).

XAVIER OMON'S CAREER GAME-BY-GAME

(Victories asterisked)

2008 BUFFALO (7-9)			RUSHING					RECEIVING					SCORING	
Date	Opponent	P/S	No.	Yds.	Avg.	LG	TD	No.	Yds.	Avg.	LG	TD	2pt.	Pts.
Sep 7	vs. Seattle*													
Games 2-11				DID NOT PLAY										
Nov 30				INACTIVE										
Games 13-14				DID NOT PLAY										
Dec 21	at Denver*	P	2	0	0.0	1	0	0	0	0.0	—	0	0	0
Dec 28	vs. New England	P	4	5	1.3	2	0	0	0	0.0	—	0	0	0
Regular Season Totals			2/0	6	5	0.8	2	0	0	0.0	—	0	0	0

2009 BUFFALO (6-10)			RUSHING					RECEIVING					SCORING	
Date	Opponent	P/S	No.	Yds.	Avg.	LG	TD	No.	Yds.	Avg.	LG	TD	2pt.	Pts.
Sep 14	at New England	P	2	8	4.0	7	0	0	0	0.0	—	0	0	0
Sep 20	vs. Tampa Bay*	P	2	9	4.5	5	0	0	0	0.0	—	0	0	0
Sep 27	vs. New Orleans	P	1	5	5.0	5	0	0	0	0.0	—	0	0	0
Oct 4	at Miami													
Oct 11				DID NOT PLAY										
Games 6-7				INACTIVE										
Nov 1	vs. Houston	P	0	0	0.0	—	0	0	0	0.0	—	0	0	0
				WAIVED BY BUFFALO ON NOV. 11										
Regular Season Totals			5/0	5	22	4.4	7	0	0	0.0	—	0	0	0



LONIE PAXTON

6-2 • 270 • 13TH YR. • SACRAMENTO STATE

BORN: March 13, 1978, in Orange, Calif.

HIGH SCHOOL: Centennial High School, Corona, Calif.

ACQUIRED: Unrestricted Free Agent (New England), 2009

NFL YEAR: 13th • **YEAR WITH BRONCOS:** 4th

NFL GAMES PLAYED/STARTED: 189/0 • **POSTSEASON:** 15/0

LONG SNAPPER




PAXTON AT A GLANCE:

- A 13th-year long snapper and three-time Super Bowl champion who enters his fourth season with the Broncos having played 204 of a possible 211 games (regular season and postseason) during his NFL career with Denver (2009-11) and New England (2000-08).
- Participated in 131 wins (131-73 / .642) for his NFL career.
- Handle the long snapping duties for the Broncos the last three years after helping the Patriots to three Super Bowl titles (XXXVI in 2001, XXXVIII in '03 and XXXIX in '04), four AFC Championship Game wins, six division titles and eight winning seasons.
- Owns 22 career special-teams tackles (19 regular season, 3 postseason).
- Snapped for three Pro Bowl seasons by Patriots kickers (Adam Vinatieri in 2002 and '04; Stephen Gostkowski in '08).
- Started all four seasons along the offensive line and served as long snapper at Sacramento State University.
- Joined the Broncos as an unrestricted free agent on Feb. 27, 2009.
- Entered the NFL with New England as a college free agent on April 19, 2000.

CAREER TRANSACTIONS: Signed by New England as a college free agent 4/19/00; Placed on injured reserve by New England 12/10/03; Signed by Denver as an unrestricted free agent 2/27/09.



2011: Paxton played all 16 regular-season games for the eighth consecutive year and totaled one special-teams stop... Snapped for Denver in its AFC Wild Card Game vs. Pit. (1/8).

2010: Paxton played all 16 games for the seventh consecutive season and equaled his career high with three special-teams tackles.

2009: Paxton was Denver's long snapper for all 16 games... Appeared in his 100th consecutive game (regular season and playoffs) at Was. (11/15)... Registered one special-teams stop at Phi. (12/27).

2008: Paxton played all 16 games for the fifth consecutive year with New England, handling long snapping duties for the club... Snapped for kicker Stephen Gostkowski, who earned the first Pro Bowl selection of his career and was named a first-team All-Pro (Associated Press)... Posted one special-teams tackle.

2007: Paxton served as the Patriots' long snapper for all 16 games, helping the club become the first team in NFL history to post a 16-0 regular-season record... Made two special-teams tackles... Saw time in all three play-off games, including Super Bowl XLII vs. NYG (2/3).

2006: Paxton handled long snapping duties for all 16 regular-season games and all three playoff contests for the Patriots, including the AFC Championship Game at Ind. (1/21)... Tied a career high with three special-teams tackles.

2005: Paxton was New England's long snapper for all 16 regular-season games and both playoff contests... Posted three special-teams tackles in the regular season and had two stops on coverage in the playoffs... Helped punter Josh Miller rank fourth in the NFL with a 45.1-yard gross punting average.

2004: Paxton served as the Patriots' long snapper for all 16 regular-season games and all three playoff contests, including their Super Bowl XXXIX win vs. Phi. (2/6)... Helped kicker Adam Vinatieri lead the NFL in field goal percentage (93.9 / 31-of-33) to earn first-team All-Pro honors (Associated Press) as well as a Pro Bowl selection... Made one special-teams tackle in the regular season before adding a stop in the playoffs.

2003: Paxton snapped on every punt, extra point and field goal attempt through the first 13 games of the year for the eventual Super Bowl-champion Patriots before being placed on injured reserve on Dec. 10... Finished the year with one tackle on special teams.

2002: Paxton handled long snapping duties for New England during all 16 games... Had one special-teams tackle... Helped kicker Adam Vinatieri earn the first Pro Bowl selection of his career along with first-team All-Pro honors (Associated Press).

2001: Paxton was New England's long snapper for all 16 regular-season games and all three postseason contests, including Super Bowl XXXVI vs. Stl. (2/3)... Made one special-teams tackle during the year... Snapped for kicker Adam Vinatieri's 48-yard game-winning field goal vs. Stl. (2/3) in Super Bowl XXXVI.

2000: Paxton entered the NFL with New England as a college free agent on April 19 and snapped on every punt, extra point and field goal attempt during all 16 games for the Patriots... Had one special-teams tackle.

COLLEGE: Paxton was a four-year starter along the offensive line at Sacramento State University who also handling long snapping duties... Started at guard as a senior, helping Sacramento State lead the Big Sky Conference and rank 13th in Division I-AA with a 234.2 rushing yards per game average... Was part of an offensive line that blocked for Division I-AA leading rusher Charles Roberts as a junior.

PERSONAL: Paxton was a team captain at Centennial High School in Corona, Calif., and was an offensive and defensive starter for three seasons... Serves as vice president of Active Force Foundation, which offers disabled individuals the opportunity to pursue an active lifestyle... Held a charity bowling event in Denver through his foundation on the first night of the 2010 NFL Draft... Leonidas E. Paxton was born on March 13, 1978, in Orange, Calif.

PAXTON'S REGULAR SEASON RECORD


Year	Club	G	S
2000	New England	16	0
2001	New England	16	0
2002	New England	16	0
2003	New England	13	0
2004	New England	16	0
2005	New England	16	0
2006	New England	16	0
2007	New England	16	0
2008	New England	16	0
2009	Denver	16	0
2010	Denver	16	0
2011	Denver	16	0
CAREER TOTALS		189	0
BRONCOS TOTALS		48	0

ADDITIONAL STATISTICS: Special teams tackles — 2000 (1), 2001 (1), 2002 (1), 2003 (1), 2004 (1), 2005 (3), 2006 (3), 2007 (2), 2008 (1), 2009 (1), 2010 (3), 2011 (1), TOTAL (19). Recovered one fumble on punt coverage at St. Louis (11/7/04).

PAXTON'S POSTSEASON RECORD

Year	Club	G	S
2001	New England	3	0
2004	New England	3	0
2005	New England	2	0
2006	New England	3	0
2007	New England	3	0
2011	Denver	1	0
CAREER TOTALS		15	0

ADDITIONAL STATISTICS: Special teams tackles — 2004 (1), 2005 (2), TOTAL (3).



TRACY PORTER

5-11 • 186 • 5TH YR. • INDIANA

BORN: Aug. 11, 1986, in Port Allen, La.

HIGH SCHOOL: Port Allen High School, Port Allen, La.

ACQUIRED: Unrestricted Free Agent (New Orleans), 2012

NFL YEAR: 5th • **YEAR WITH BRONCOS:** 1st

NFL GAMES PLAYED/STARTED: 43/39 • **POSTSEASON:** 6/6

CORNERBACK



22

PORTER AT A GLANCE:

- A fifth-year cornerback who spent his first four NFL seasons with New Orleans starting 39-of-43 regular-season games played and totaling 227 tackles (178 solo), seven interceptions (95 yds.), 44 passes defended, four forced fumbles and two fumble recoveries.
- Posted 34 tackles (28 solo), two interceptions (100 yds.), four passes defended and one forced fumble in six postseason starts with the Saints.
- Saw action in a career-high 14 regular-season games (11 starts) for the Saints in 2011 after recovering from offseason knee surgery.
- Intercepted Vikings quarterback Brett Favre in New Orleans territory late in the Saints' NFC Championship Game vs. Minnesota (1/24/10) to prevent a potential game-winning score and ensure overtime.
- Recorded the fourth-longest interception return in Super Bowl history, picking off Peyton Manning late in the fourth quarter of SB XLIV (2/7/10) and returning it 74 yards for a score to give the Saints a 14-point cushion and help deliver the team's first World Championship.
- Joined the Broncos as an unrestricted free agent on March 23, 2012.
- Selected by New Orleans in the second round (40th overall) of the 2008 NFL Draft.

CAREER TRANSACTIONS: Signed by New Orleans as a draft choice 7/25/08; Placed on injured reserve by New Orleans 10/7/08; Signed by Denver as an unrestricted free agent 3/23/12.



2011: Porter played a career-high 14 regular-season contests (11 starts) and recorded 63 tackles (54 solo), one interception (-7 yds.), eight passes defended, two forced fumbles and one fumble recovery... Started both post-season contests for the Saints and registered 11 tackles (10 solo) and one pass defended... Notched a career-high 14 tackles (11 solo) and added a forced fumble vs. NYG (11/28).

2010: Porter opened all 12 games played in the regular season and totaled 63 tackles (48 solo), one interception (5 yds.), nine passes defended and one fumble recovery... Missed four games after undergoing knee surgery... Started the Saints' NFC Wild Card Game at Sea. (1/8) and recorded four tackles, including two for a loss.

2009: Porter started 11-of-12 regular-season games played and led the club with 20 passes defended in addition to a career-best 69 tackles (50 solo), four interceptions (72 yds.) and two forced fumbles... Opened all three postseason games and collected 19 tackles (15 solo), two interceptions (100 yds.), three passes defended and one forced fumble... Missed four games due to a knee injury... Made eight tackles (5 solo) and contributed a career-high five passes defended at Mia. (10/25), including an interception returned 54 yards for the first touchdown of his career... Intercepted Vikings quarterback Brett Favre in New Orleans territory late in the Saints' NFC Championship Game vs. Min. (1/24) to prevent a potential game-winning score and ensure overtime... Picked off Indianapolis quarterback Peyton Manning late in the fourth quarter of Super Bowl XLIV (2/7) and returned it 74 yards for a score to give the Saints a 14-point cushion and help the team win its first World Championship.

2008: Selected by New Orleans in the second round (40th overall) of the 2008 NFL Draft, Porter started the Saints' first five games before being placed on injured reserve on Oct. 7 with a wrist injury... Ranked third on the club with 32 tackles (26 solo) at the time of his injury and added one sack (8 yds.), one interception (25 yds.) and six passes defended to his season totals.

PORTER RECORDS FOURTH-LONGEST INT RETURN IN SB HISTORY

LONGEST INTERCEPTION RETURN, SUPER BOWL HISTORY

Player	Team	SB (Date)	LG
1. James Harrison	Pittsburgh	XLIII (2/1/09)	100t
2. Kelly Herndon	Seattle	XL (2/5/06)	76
3. Willie Brown	Oakland	XI (1/9/77)	75t
4. Tracy Porter	New Orleans	XLIV (2/7/10)	74t
5. Hern Adderley	Green Bay	II (1/14/68)	60t

COLLEGE: Porter started 43 career games at Indiana University and finished with 212 tackles (175 solo), 16 interceptions (for a school-record 413 yards), two forced fumbles and four fumble recoveries on defense... Added 35 punt returns for 477 yards (13.6 avg.) with one touchdown... Became the only player in Indiana history to return a punt, interception and a fumble for a touchdown in his career... Earned first-team All-Big Ten Conference honors as a senior after starting every game and finished with 83 tackles (63 solo) and six interceptions... Received second-team All-Big Ten honors as a junior after finishing fourth in the conference with four interceptions and returning 12 punts for 233 yards (18.6 avg.) and a score.

PERSONAL: Porter played just two seasons of prep football at Port Allen High School in Port Allen, La., competing at quarterback, running back, wide receiver and cornerback... Named first-team all-district as a senior after making 11 interceptions and returning two of them for touchdowns... Majored in recreational sports management at Indiana... Tracy O'Neil Porter was born on Aug. 11, 1986, in Port Allen, La.

PORTER'S REGULAR SEASON RECORD

Year	Club	G	S	UT	A	TT	S-Yds.	I-Yds.	PD	FF	FR	TD-Int.	TD-FR	S	Pts.
2008	New Orleans	5	5	26	6	32	1-8	1-25	6	0	0	0	0	0	0
2009	New Orleans	12	11	50	19	69	0-0	4-72	20	2	0	1	0	0	6
2010	New Orleans	12	12	48	15	63	0-0	1-5	9	0	1	0	0	0	0
2011	New Orleans	14	11	54	9	63	0-0	1--7	8	2	1	0	0	0	0
CAREER TOTALS		43	39	178	49	227	1-8	7-95	44	4	2	1	0	0	6

ADDITIONAL STATISTICS: Punt returns — 2010 (2 for 6 yds.), TOTAL (2 for 6 yds., 3.0 avg., 4 LG).

PORTER'S POSTSEASON RECORD

Year	Club	G	S	UT	A	TT	S-Yds.	I-Yds.	PD	FF	FR	TD-Int.	TD-FR	S	Pts.
2009	New Orleans	3	3	15	4	19	0-0	2-100	3	1	0	1	0	0	6
2010	New Orleans	1	1	3	1	4	0-0	0-0	0	0	0	0	0	0	0
2011	New Orleans	2	2	10	1	11	0-0	0-0	1	0	0	0	0	0	0
CAREER TOTALS		6	6	28	6	34	0-0	2-100	4	1	0	1	0	0	6

PORTER'S SINGLE-GAME HIGHS

(Postseason in parentheses)

Tackles — 14 vs. N.Y. Giants, 11/28/11 (7, three times, last vs. Detroit, 1/7/12). **Interceptions** — 1, six times, last vs. Detroit, 12/4/11 (1, twice, last vs. Indianapolis, 2/7/10). **Interception return yards** — 54 at Miami, 10/25/09 (74 vs. Indianapolis, 2/7/10). **Passes Defensed** — 5 vs. Atlanta, 10/25/09 (1, four times, last at San Francisco, 1/14/12).

TRACY PORTER'S CAREER GAME-BY-GAME


(Victories asterisked)

2008 NEW ORLEANS (8-8)												TACKLES			
Date	Opponent	P/S	UT	A	TT	S-Yds.	I-Yds.	PD	FF	FR					
Sep 7	vs. Tampa Bay*	S	3	3	6	0-0	0-0	2	0	0					
Sep 14	at Washington	S	8	1	9	0-0	0-0	0	0	0					
Sep 21	at Denver	S	9	1	10	0-0	0-0	0	0	0					
Sep 28	vs. San Francisco*	S	4	0	4	1-8	1-25	2	0	0					
Oct 6	vs. Minnesota	S	2	1	3	0-0	0-0	2	0	0					
PLACED ON INJURED RESERVE (WRIST) ON OCT. 7															
Regular Season Totals			5/5	26	6	32	1-8	1-25	6	0	0				
2009 NEW ORLEANS (13-3)												TACKLES			
Date	Opponent	P/S	UT	A	TT	S-Yds.	I-Yds.	PD	FF	FR					
Sep 13	vs. Detroit*	S	4	1	5	0-0	0-0	1	0	0					
Sep 20	at Philadelphia*	S	2	2	4	0-0	1-0	2	0	0					
Sep 27	at Buffalo*	S	4	3	7	0-0	0-0	1	0	0					
Oct 4	vs. N.Y. Jets*	S	4	1	5	0-0	0-0	0	0	0					
Oct 18	at Miami*	S	4	2	6	0-0	0-0	3	0	0					
Oct 25	vs. Atlanta*	S	5	3	8	0-0	1-54	5	0	0					
Nov 2	vs. Carolina*	S	6	2	8	0-0	1-18	2	0	0					
Nov 8	at St. Louis*	S	5	1	6	0-0	0-0	0	2	0					
Nov 15	at Tampa Bay*	S	3	1	4	0-0	0-0	0	0	0					
Games 10-13 INACTIVE															
Dec 19	vs. Dallas	P	4	1	5	0-0	0-0	4	0	0					
Dec 27	vs. Tampa Bay	S	7	1	8	0-0	1-0	1	0	0					
Jan 3	at Carolina	S	2	1	3	0-0	0-0	1	0	0					
Regular Season Totals			12/11	50	19	69	0-0	4-72	20	2	0				
Jan 16	vs. Arizona*†	S	5	0	5	0-0	0-0	1	0	0					
Jan 24	vs. Minnesota*#	S	6	1	7	0-0	1-26	1	1	0					
Feb 7	vs. Indianapolis\$	S	4	3	7	0-0	1-74	1	0	0					
Postseason Totals			3/3	15	4	19	0-0	2-100	3	1	0				

†NFC Divisional Playoff Game; #NFC Championship Game; \$Super Bowl XLIV

2010 NEW ORLEANS (11-5) TACKLES											
Date	Opponent	P/S	UT	A	TT	S-Yds.	I-Yds.	PD	FF	FR	
Sep 9	vs. Minnesota*	S	4	2	6	0-0	0-0	1	0	0	
Sep 20	at San Francisco*	S	3	3	6	0-0	1-5	2	0	0	
Sep 26	vs. Atlanta	S	2	1	3	0-0	0-0	0	0	0	
Oct 3	vs. Carolina*	S	2	0	2	0-0	0-0	1	0	0	
Games 5-8 INACTIVE											
Nov 7	at Carolina*	S	2	1	3	0-0	0-0	1	0	0	
Nov 21	vs. Seattle*	S	7	0	7	0-0	0-0	1	0	0	
Nov 25	at Dallas*	S	4	2	6	0-0	0-0	0	0	1	
Dec 5	at Cincinnati*	S	8	1	9	0-0	0-0	1	0	0	
Dec 12	vs. St. Louis*	S	3	1	4	0-0	0-0	0	0	0	
Dec 19	at Baltimore	S	2	2	4	0-0	0-0	1	0	0	
Dec 27	at Atlanta*	S	5	0	5	0-0	0-0	0	0	0	
Jan 2	vs. Tampa Bay	S	6	2	8	0-0	1-5	1	0	0	
Regular Season Totals		12/12	48	15	63	0-0	1-5	9	0	1	
Jan 8	at Seattle* ^S	S	3	1	4	0-0	0-0	0	0	0	
Postseason Totals		1/1	3	1	4	0-0	0-0	0	0	0	
^S NFC Wild Card Game											

2011 NEW ORLEANS (13-3) TACKLES											
Date	Opponent	P/S	UT	A	TT	S-Yds.	I-Yds.	PD	FF	FR	
Sep 8	at Green Bay	S	4	1	5	0-0	0-0	0	0	0	
Games 2-3 INACTIVE											
Oct 2	at Jacksonville*	P	2	0	2	0-0	0-0	2	0	0	
Oct 9	at Carolina*	P	2	0	2	0-0	0-0	1	0	0	
Oct 16	at Tampa Bay	S	4	0	4	0-0	0-0	0	0	0	
Oct 23	vs. Indianapolis*	S	3	0	3	0-0	0-0	1	0	0	
Oct 30	at St. Louis	S	5	1	6	0-0	0-0	0	0	0	
Nov 6	vs. Tampa Bay*	S	0	0	0	0-0	0-0	1	0	0	
Nov 13	at Atlanta*	S	5	2	7	0-0	0-0	0	1	0	
Nov 28	vs. N.Y. Giants*	S	11	3	14	0-0	0-0	1	1	0	
Dec 4	vs. Detroit*	S	8	1	9	0-0	1--7	1	0	0	
Dec 11	at Tennessee*	S	3	0	3	0-0	0-0	1	0	0	
Dec 18	at Minnesota*	P	0	0	0	0-0	0-0	0	0	0	
Dec 26	vs. Atlanta*	S	2	1	3	0-0	0-0	1	0	0	
Jan 1	vs. Carolina*	S	5	0	5	0-0	0-0	0	0	1	
Regular Season Totals		14/11	54	9	63	0-0	1--7	9	2	1	
Jan 7	vs. Detroit* ^S	S	6	1	7	0-0	0-0	0	0	0	
Jan 14	at San Francisco [†]	S	4	0	4	0-0	0-0	1	0	0	
Postseason Totals		2/2	10	1	11	0-0	0-0	1	0	0	
^S NFC Wild Card Game; [†] NFC Divisional Playoff Game											



MATT PRATER

5-10 • 195 • 6TH YR. • CENTRAL FLORIDA

BORN: Aug. 10, 1984, in Mayfield Heights, Ohio



HIGH SCHOOL: Estero High School, Estero, Fla.

ACQUIRED: Practice-Squad Signee (Miami), 2007

NFL YEAR: 6th • **YEAR WITH BRONCOS:** 6th

NFL GAMES PLAYED/STARTED: 64/0 • **POSTSEASON:** 2/0

KICKER

PRATER AT A GLANCE:

- A sixth-year kicker who ranks second in franchise history in field goal accuracy having converted 90-of-112 (.804) attempts in his five seasons with the Broncos.
- Made 28-of-29 career field goal attempts in the fourth quarter or overtime, including four game-winning field goals on the last play of the game in 2011 (3 in OT, 1 one last play of regulation) to tie for the second most in a single season in NFL history.
- Owns the best field goal percentage from 50+ yards (.750 / 12-of-16) in league history among players who started their career after 1970 (min. 10 att.).
- Led the NFL with a team-record 70.1 percent touchback percentage (47-of-67) in 2011 and ranks second in the league with 114 total touchbacks during the last four years.
- Joined Mike Vanderjagt as the only two players in NFL history to kick a 50+yard field goal with less than a minute remaining in regulation to force overtime in addition to converting a 50+yard game-winning field goal in overtime with his performance vs. Chicago (12/11/11).
- Owns three AFC Special Teams Player of the Week awards (2008, '09, '11) and two AFC Special Teams Player of the Month honors (Sept. '09, Dec./Jan. '11) for his NFL career.

PRATER COMES THROUGH IN THE CLUTCH IN 2011

MOST GAME-WINNING FIELD GOALS, NFL HISTORY

Player	Year	No.
1. Jason Elam, Den.	2007	5
2. Matt Prater, Den.	2011	4
Dan Bailey, Dal.	2011	4

*game-winning field goals defined as last play of the game

PRATER'S GAME-WINNING FIELD GOALS, 2011

Opp. (Date)	Qtr.	FG Length
at Miami (10/23/11)	OT	52
at San Diego (11/27/11)	OT	37
at Minnesota (12/4/11)	4	23
vs. Chicago (12/11/11)	OT	51

- Converted 18 consecutive field goal attempts, spanning the last eight games in 2009 and the first six contests in 2010, to represent the third-longest such streak in Broncos history.
- Made 16-of-18 field goals in 2010 to represent the second-highest single-season field goal percentage (.889) in team history (min. 10 att.).
- Tied the Broncos' single-season record and ranked fourth in the NFL with five 50-yard field goals, including a career-long 56-yarder as well as two 50-yarders in one game, in 2008.
- Finished his career at the University of Central Florida tied for first in school history in field goals made (50) and ranked fourth in scoring (258 pts.).
- Joined the Broncos from Miami's practice squad on Dec. 19, 2007.
- Entered the NFL with Detroit as a college free agent on May 4, 2006.

CAREER TRANSACTIONS: Signed by Detroit as a college free agent 5/4/06; Waived by Detroit 8/28/06; Signed by Miami to a future contract 1/4/07; Waived by Miami 8/27/07; Signed by Atlanta 8/30/07; Waived by Atlanta 9/18/07; Signed by Miami (practice squad) 11/14/07; Signed by Denver (active roster) 12/19/07. Placed on injured reserve (groin) by Denver 12/23/10.



2011: Prater played all 16 regular-season games and made 19-of-25 field goals in addition to converting all 30 extra point attempts... Led the NFL in touchback percentage (70.1 / 47-of-67)... Made four walk-off field goals—three in overtime and one at the end of regulation—to tie for the second-most game-winning kicks in NFL history in a single season... Successful on all four field goal attempts in two postseason games for the Broncos... Named AFC Special Teams Player of the Week for his effort vs. Chi. (12/11) in which he converted a 59-yard field goal with 0:03 remaining to force overtime and then won the game with a 51-yard kick in the extra session... Named AFC Special teams Player of the Month for Dec./Jan. after making 6-of-7 field goals during Denver's last five games, including both of his attempts from 50+ yards.

2010: Prater played 12 games and converted 16-of-18 field goals to go along with 28-of-29 extra point attempts to record the second-highest single-season field goal percentage (.889) in team history... Kicked off 54 times for 3,638 yards (67.4 avg.) with 20 touchbacks... Converted his 18th consecutive field goal attempt vs. NYJ (10/17)—a career-long 59-yarder—dating to the ninth game of the 2009 season to mark the third-longest such streak in team history... Saw his streak of 15 consecutive games with a field goal (T-3rd longest in Broncos history) end in Week 7 vs. Oak. (10/24) when he did not attempt a field goal... Inactive in Weeks 14-15 before being placed on injured reserve on Dec. 23 with a groin injury.

2009: Prater played all 16 games for the Broncos, converting 30-of-35 (.857) field goal attempts along with all 32 extra point attempts while kicking off 77 times for 5,304 yards (68.9 avg.) with 28 touchbacks... Tied for third in the NFL as well as in Broncos history for a year in field goals (30)... Tied for fifth in team history in field goal percentage (.857)... Set a club record and tied for second in the league with 28 touchbacks... Became the fifth Bronco with multiple 100-point seasons with 122 points that tied for seventh in the league... Made 19 of his final 20 field goal attempts... Converted 2-of-3 50-yard attempts... Had one special-teams tackle... Named AFC Special Teams Player of the Month for September after totaling 41 points, converting 9-of-10 field goals and all 14 extra points, in addition to registering seven touchbacks on kickoffs... Made a game-winning 41-yard field goal in overtime vs. N.E. (10/11)... Enjoyed a career night on Thanksgiving vs. NYG (11/26), making all four field goal attempts and posting five touchbacks on kickoffs to earn AFC Special Teams Player of the Week honors.

2008: Prater played all 16 games for Denver in his first full NFL season, converting 25-of-34 (.735) field goal attempts along with 39-of-40 (.975) extra point attempts while kicking off 82 times for 5,387 yards (65.7 avg.)

PRATER SHOWS ACCURACY

BEST FIELD GOAL PERCENTAGE, BRONCOS HISTORY

Player	Md.	Att.	Pct.
1. Jason Elam, 1993-2007	395	490	80.6
2. Matt Prater, 2007-Pres.	90	112	80.4
3. David Treadwell, 1989-92	99	127	78.0
4. Rich Karlis, 1982-88	137	193	71.0
5. Fred Steinfort, 1979-81	43	64	67.2
6. Jim Turner, 1971-79	151	232	65.1
7. Gene Mingo, 1960-64	72	119	60.5

BEST FG PCT. FOR A SEASON, BRONCOS HISTORY

Player	Md.	Att.	Pct.
1. Jason Elam, 2006	27	29	93.1
2. Matt Prater, 2010	16	18	88.9
3. Jason Elam, 2003	27	31	87.1
Jason Elam, 2007	27	31	87.1
5. Jason Elam, 2001	31	36	86.1
6. Matt Prater, 2009	30	35	85.7
7. Jason Elam, 2004	29	34	85.3

PRATER SHOWS LEG STRENGTH

HIGHEST 50-YD. FIELD GOAL PCT., NFL, SINCE 1970

	Player	(min. 10 att.)	Md.	Att.	Pct.
1.	Matt Prater, Den		12	16	75.0
2.	Tony Zendejas, LAN/Hou.		17	23	73.9
3.	Robbie Gould, Chi.		11	15	73.3
4.	Rob Bironas, Ten.		21	29	72.4
5.	Jeff Wilkins, Stl./S.F./Phi.		26	36	72.2

LONGEST FIELD GOALS, BRONCOS HISTORY

	Player	Opponent	Length
1.	Jason Elam	vs. Jac., 10/25/98	63*
2.	Matt Prater	vs. NYJ, 10/17/10	59
	Matt Prater	vs. Chi., 12/11/11	59
4.	Fred Steinfort	vs. Was., 10/13/80	57
5.	Matt Prater	at K.C., 9/28/08	56
	Jason Elam	at Hou., 11/26/95	56

* - Tied NFL record

with 19 touchbacks... Had three special-teams tackles...Tied the Broncos' single-season record and ranked fourth in the NFL with five 50-yard field goals in six attempts... Notched his first 100-point season (114 pts.), becoming the ninth different Bronco to reach that mark... Became the third Bronco—and the first to do so on the road—to hit two 50-yard field goals (56, 51 yds.) in the same game at K.C. (9/28)... 56-yarder against the Chiefs was a career long and tied for the third-longest field goal in Denver annals as well as in the NFL in 2008... Named AFC Special Teams Player of the Week after making all three field goal attempts, including a 55-yarder, vs. T.B. (10/5).

2007: Prater played four games, seeing action in two games with both Atlanta and Denver... Made 1-of-4 field goal attempts and his lone extra point attempt (all with Atlanta) while kicking off 11 times for 756 yards (68.7 avg.) with five touchbacks... Spent training camp with Miami but was waived on Aug. 27 before signing with Atlanta on Aug. 30... Waived by Atlanta on Sept. 18 before joining Miami's practice squad on Nov. 14... Signed with Denver's active roster on Dec. 19.

2006: Prater entered the NFL with Detroit as college free agent on May 4... Waived by Detroit on Aug. 28... Made all four field goal attempts and both extra point attempts in the preseason with the Lions.

COLLEGE: Prater played 46 career games at the University of Central Florida, finishing his career tied for first in school history in field goals made (50) and ranked fourth in scoring (258 pts.)... Converted 50-of-74 (.676) career field goal attempts with a 53-yard long... Made 17-of-26 (.654) field goal attempts as a senior with a 49-yard long for UCF.

PERSONAL: Prater was a second-team all-state selection as a senior at Estero High School in Estero, Fla.... Also named first-team all-conference and all-Southwest Florida... Connected on 56-of-58 extra point attempts and made 14 field goals while placing 84 percent of his kickoffs into the end zone for Estero... Majored in psychology at Central Florida... Matt Prater was born on Aug. 10, 1984, in Mayfield Heights, Ohio.

PRATER'S REGULAR SEASON RECORD

Year	Club	G	FIELD GOALS							TOTAL	Pct.	PATs		Pts.
			1-19	20-29	30-39	40-49	50-59	60+	Md./Att.			Pct.		
2006					OUT OF FOOTBALL									
2007	Den./Mia./Atl.	4	0/0	0/1	0/0	1/3	0/0	0/0	1/4	.250	1/1	1.000	4	
2008	Denver	16	0/0	7/8	8/9	5/11	5/6	0/0	25/34	.735	39/40	.975	114	
2009	Denver	16	0/0	14/14	6/8	8/10	2/3	0/0	30/35	.857	32/32	1.000	122	
2010	Denver	12	0/0	3/3	7/7	4/5	2/3	0/0	16/18	.889	28/29	.966	76	
2011	Denver	16	0/0	5/6	8/8	3/7	3/4	0/0	19/25	.760	30/30	1.000	87	
CAREER TOTALS		64	0/0	29/32	29/32	21/36	12/16	0/0	91/116	.784	130/132	.985	403	
BRONCOS TOTALS		62	0/0	29/31	29/32	20/33	12/16	0/0	90/112	.804	129/131	.985	399	

ADDITIONAL STATISTICS: Kickoffs — 2007 (11 for 756 yds., 68.7 avg., 5 TBs), 2008 (82 for 5,387 yds., 65.7 avg., 19 TBs), 2009 (77 for 5,304 yds., 68.9 avg., 28 TBs), 2010 (54 for 3,638 yds., 67.4 avg., 20 TBs), 2011 (67 for 4,410 yds., 65.8 avg., 47 TBs) TOTAL (291 for 19,512 yds., 67.1 avg., 119 TBs). Special teams tackles — 2008 (3), 2009 (1), 2010 (1), 2011 (1), TOTAL (6). Miscellaneous tackles — 2010 (1), TOTAL (1).

PRATER'S POSTSEASON RECORD

		FIELD GOALS								PATs				
Year	Club	G	1-19	20-29	30-39	40-49	50-59	60+	TOTAL	Pct.	Md./Att.	Pct.	Pts.	
2011	Denver	2	0/0	2/2	1/1	1/1	0/0	0/0	4/4	1.000	3/3	1.000	15	
CAREER TOTALS		2	0/0	2/2	1/1	1/1	0/0	0/0	4/4	1.000	3/3	1.000	15	

ADDITIONAL STATISTICS: Kickoffs — 2011 (9 for 594 yds., 66.0 avg., 8 TBs).

PRATER'S SINGLE-GAME HIGHS

(Postseason in parentheses)

Field goals made — 4, four times, last at Tennessee, 10/3/10 (3 vs. Pittsburgh, 1/8/12). **Field goals attempted** — 5 at Kansas City, 9/28/08 (3 vs. Pittsburgh, 1/8/12). **Longest field goal made** — 59, twice, last vs. Chicago, 12/11/11 (41 at New England, 1/14/12). **Longest field goal attempted** — 59 vs. N.Y. Jets, 10/17/10 (41 at New England, 1/14/12). **Consecutive field goals made** — 18, 11/1/09-10/17/10 (4, 1/8/12-1/14/12). **PATs made** — 7 vs. Kansas City, 11/14/10 (2 vs. Pittsburgh, 1/8/12). **PATs attempted** — 7 vs. Kansas City, 11/14/10 (2 vs. Pittsburgh, 1/8/12). **Consecutive PATs made** — 42, 11/14/10-1/3/12 (3, 1/8/12-1/14/12). **Points scored** — 14, three times, last at Tennessee, 10/3/10 (11 vs. Pittsburgh, 1/8/12). **Consecutive games with a field goal** — 15, 11/9/09-10/17/10 (2, 1/8/12-1/14/12). **Kickoffs** — 9, at Kansas City, 12/6/09 (6 vs. Pittsburgh, 1/8/12). **Touchbacks on kickoffs** — 5, six times, last vs. New England, 12/18/11 (6 vs. Pittsburgh, 1/8/12).

MATT PRATER'S CAREER GAME-BY-GAME

(Victories asterisked)

2007 ATL. (4-12) / DEN. (7-9)			FIELD GOALS							PATs				
Date	Opponent	P	10-19	20-29	30-39	40-49	50-59	60+	TOTAL	Pct.	Md./Att.	Pct.	Pts.	
Sep 9	at Minnesota	P	0/0	0/0	0/0	1/2	0/0	0/0	1/2	.500	0/0	—	3	
Sep 16	at Jacksonville	P	0/0	0/1	0/0	0/1	0/0	0/0	0/2	—	1/1	1.000	1	
WAIVED BY ATLANTA ON SEPT. 18 / SIGNED BY DENVER ON DEC. 19														
Games 15-16 USED ONLY FOR KICKOFFS														
Regular Season Totals			4	0/0	0/1	0/0	1/3	0/0	0/0	1/4	.250	1/1	1.000	4
2008 DENVER (8-8)			FIELD GOALS							PATs				
Date	Opponent	P	10-19	20-29	30-39	40-49	50-59	60+	TOTAL	Pct.	Md./Att.	Pct.	Pts.	
Sep 8	at Oakland*	P	0/0	1/1	0/0	1/1	0/0	0/0	2/2	1.000	5/5	1.000	11	
Sep 14	vs. San Diego*	P	0/0	0/0	0/0	0/0	1/1	0/0	1/1	1.000	4/4	1.000	7	
Sep 21	vs. New Orleans*	P	0/0	1/1	1/1	0/0	0/0	0/0	2/2	1.000	4/4	1.000	10	
Sep 28	at Kansas City	P	0/0	1/2	1/1	0/0	2/2	0/0	4/5	.800	1/1	1.000	13	
Oct 5	vs. Tampa Bay*	P	0/0	1/1	0/0	1/1	1/1	0/0	3/3	1.000	1/1	1.000	10	
Oct 12	vs. Jacksonville	P	0/0	0/0	1/1	0/0	0/0	0/0	1/1	1.000	2/2	1.000	5	
Oct 20	at New England	P	0/0	0/0	0/0	0/0	0/0	0/0	0/0	—	1/1	1.000	1	
Nov 2	vs. Miami	P	0/0	0/0	0/0	0/1	1/1	0/0	1/2	.500	2/2	1.000	5	
Nov 6	at Cleveland*	P	0/0	0/0	2/3	0/0	0/0	0/0	2/3	.667	4/4	1.000	10	
Nov 16	at Atlanta*	P	0/0	1/1	0/0	0/1	0/0	0/0	1/2	.500	3/3	1.000	6	
Nov 23	vs. Oakland	P	0/0	0/0	0/0	1/3	0/0	0/0	1/3	.333	1/1	1.000	4	
Nov 30	at N.Y. Jets*	P	0/0	1/1	1/1	0/0	0/0	0/0	2/2	1.000	4/4	1.000	10	
Dec 7	vs. Kansas City*	P	0/0	0/0	1/1	0/1	0/0	0/0	1/2	.500	3/3	1.000	6	
Dec 14	at Carolina	P	0/0	0/0	0/0	1/2	0/0	0/0	1/2	.500	1/1	1.000	4	
Dec 21	vs. Buffalo	P	0/0	1/1	1/1	1/1	0/1	0/0	3/4	.750	2/2	1.000	11	
Dec 28	at San Diego	P	0/0	0/0	0/0	0/0	0/0	0/0	0/0	—	1/2	.500	1	
Regular Season Totals			16	0/0	7/8	8/9	5/11	5/6	25/34	.735	39/40	.975	114	
2009 DENVER (8-8)			FIELD GOALS							PATs				
Date	Opponent	P	10-19	20-29	30-39	40-49	50-59	60+	TOTAL	Pct.	Md./Att.	Pct.	Pts.	
Sep 13	at Cincinnati*	P	0/0	0/0	0/0	1/1	1/1	0/0	2/2	1.000	0/0	—	6	
Sep 20	vs. Cleveland*	P	0/0	1/1	1/3	0/0	0/0	0/0	2/4	.500	3/3	1.000	9	
Sep 27	at Oakland*	P	0/0	2/2	0/0	1/1	0/0	0/0	3/3	1.000	2/2	1.000	11	
Oct 4	vs. Dallas*	P	0/0	1/1	0/0	0/0	0/0	0/0	1/1	1.000	2/2	1.000	5	
Oct 11	vs. New England*	P	0/0	1/1	0/0	1/2	0/0	0/0	2/3	.667	2/2	1.000	8	
Oct 19	at San Diego*	P	0/0	1/1	1/1	0/0	0/1	0/0	2/3	.667	4/4	1.000	10	
Nov 1	at Baltimore	P	0/0	0/0	0/0	0/0	0/0	0/0	0/0	—	1/1	1.000	1	
Nov 9	vs. Pittsburgh	P	0/0	0/0	0/0	1/1	0/0	0/0	1/1	1.000	1/1	1.000	4	
Nov 15	at Washington	P	0/0	1/1	0/0	0/0	0/0	0/0	1/1	1.000	2/2	1.000	5	
Nov 22	vs. San Diego	P	0/0	1/1	0/0	0/0	0/0	0/0	1/1	1.000	0/0	—	3	
Nov 26	vs. N.Y. Giants*	P	0/0	2/2	1/1	1/1	0/0	0/0	4/4	1.000	2/2	1.000	14	
Dec 6	at Kansas City*	P	0/0	0/0	2/2	1/1	0/0	0/0	3/3	1.000	5/5	1.000	14	
Dec 13	at Indianapolis	P	0/0	1/1	0/0	0/1	0/0	0/0	1/2	.500	1/1	1.000	4	
Dec 20	vs. Oakland	P	0/0	2/2	0/0	1/1	1/1	0/0	4/4	1.000	1/1	1.000	13	
Dec 27	at Philadelphia	P	0/0	0/0	1/1	1/1	0/0	0/0	2/2	1.000	3/3	1.000	9	
Jan 3	vs. Kansas City	P	0/0	1/1	0/0	0/0	0/0	0/0	1/1	1.000	3/3	1.000	6	
Regular Season Totals			16	0/0	14/14	6/8	8/10	2/3	30/35	.857	32/32	1.000	122	
2010 DENVER (4-12)			FIELD GOALS							PATs				
Date	Opponent	P	10/19	20/29	30/39	40/49	50/59	60+	TOTAL	Pct.	Md./Att.	Pct.	Pts.	
Sep 12	at Jacksonville	P	0/0	0/0	0/0	0/0	1/1	0/0	1/1	1.000	2/2	1.000	5	
Sep 19	vs. Seattle*	P	0/0	1/1	0/0	0/0	0/0	0/0	1/1	1.000	4/4	1.000	7	
Sep 26	vs. Indianapolis	P	0/0	1/1	1/1	0/0	0/0	0/0	2/2	1.000	1/1	1.000	7	
Oct 3	at Tennessee*	P	0/0	0/0	4/4	0/0	0/0	0/0	4/4	1.000	2/2	1.000	14	
Oct 10	at Baltimore	P	0/0	0/0	1/1	0/0	0/0	0/0	1/1	1.000	2/2	1.000	5	
Oct 17	vs. N.Y. Jets	P	0/0	0/0	0/0	1/2	1/1	0/0	2/3	.667	2/2	1.000	8	
Oct 24	vs. Oakland	P	0/0	0/0	0/0	0/0	0/0	0/0	0/0	—	2/2	1.000	2	
Oct 31	at S.F. (London)	P	0/0	0/0	1/1	0/0	0/0	0/0	1/1	1.000	1/2	.500	4	
Nov 14	vs. Kansas City*	P	0/0	0/0	0/0	0/0	0/1	0/0	0/1	.000	7/7	1.000	7	
Nov 22	at San Diego	P	0/0	0/0	0/0	0/0	0/0	0/0	0/0	—	2/2	1.000	2	
Nov 28	vs. St. Louis	P	0/0	0/0	0/0	2/2	0/0	0/0	2/2	1.000	3/3	1.000	8	
Dec 5	at Kansas City	P	0/0	1/1	0/0	1/1	0/0	0/0	2/2	1.000	0/0	—	6	
Games 13/14 INACTIVE PLACED ON INJURED RESERVE (GROIN) ON DEC. 23														
Regular Season Totals			13/0	0/0	3/3	7/7	4/5	2/3	0/0	16/18	.816	28/29	.966	76

2011 DENVER (8-8)			FIELD GOALS							PATs			
Date	Opponent	P	10/19	20/29	30/39	40/49	50/59	60+	TOTAL	Pct.	Md./Att.	Pct.	Pts.
Sep 12	vs. Oakland	P	0/0	1/1	1/1	0/0	0/1	0/0	2/3	.667	2/2	1.000	8
Sep 18	vs. Cincinnati*	P	0/0	0/0	1/1	0/0	0/0	0/0	1/1	1.000	3/3	1.000	6
Sep 25	at Tennessee	P	0/0	0/0	0/0	0/0	0/0	0/0	0/0	.000	2/2	1.000	2
Oct 2	at Green Bay	P	0/0	1/1	0/0	0/0	0/0	0/0	1/1	1.000	2/2	1.000	5
Oct 9	vs. San Diego	P	0/0	0/0	1/1	0/0	0/0	0/0	1/1	1.000	1/1	1.000	4
Oct 23	at Miami*	P	0/0	0/0	0/0	0/2	1/1	0/0	1/3	.333	1/1	1.000	4
Oct 30	vs. Detroit	P	0/0	0/0	1/1	0/0	0/0	0/0	1/1	1.000	1/1	1.000	4
Nov 6	at Oakland*	P	0/0	0/0	0/0	1/2	0/0	0/0	1/2	.500	5/5	1.000	8
Nov 13	at Kansas City*	P	0/0	0/0	1/1	0/1	0/0	0/0	1/2	.500	2/2	1.000	5
Nov 17	vs. N.Y. Jets*	P	0/0	0/0	1/1	0/0	0/0	0/0	1/1	1.000	2/2	1.000	5
Nov 27	at San Diego*	P	0/0	1/1	1/1	1/1	0/0	0/0	3/3	1.000	1/1	1.000	10
Dec 4	at Minnesota*	P	0/0	1/1	0/0	1/1	0/0	0/0	2/2	1.000	3/3	1.000	9
Dec 11	vs. Chicago*	P	0/0	0/1	0/0	0/0	2/2	0/0	2/3	.667	1/1	1.000	7
Dec 18	vs. New England	P	0/0	1/1	0/0	0/0	0/0	0/0	1/1	1.000	2/2	1.000	5
Dec 24	at Buffalo	P	0/0	0/0	0/0	0/0	0/0	0/0	0/0	.000	2/2	1.000	2
Jan 1	vs. Kansas City	P	0/0	0/0	1/1	0/0	0/0	0/0	1/1	1.000	0/0	.000	3
Regular Season Totals		16/0	0/0	5/6	8/8	3/7	3/4	0/0	19/25	.760	30/30	1.000	87
Jan 8	vs. Pittsburgh* [§]	P	0/0	2/2	1/1	0/0	0/0	0/0	3/3	1.000	2/2	1.000	11
Jan 14	at New England [†]	P	0/0	0/0	0/0	1/1	0/0	0/0	1/1	1.000	1/1	1.000	4
Postseason Totals		2/0	0/0	2/2	1/1	1/1	0/0	0/0	4/4	1.000	3/3	1.000	15

[§]AFC Wild Card Game; [†]AFC Divisional Playoff Game



MANNY RAMIREZ

6-3 • 313 • 6TH YR. • TEXAS TECH

BORN: Feb. 13, 1983, in Houston, Texas

HIGH SCHOOL: Willowridge High School, Houston, Texas

ACQUIRED: Free Agent, 2011

NFL YEAR: 6th • **YEAR WITH BRONCOS:** 2nd

NFL GAMES PLAYED/STARTED: 20/15

OFFENSIVE GUARD



65

RAMIREZ AT A GLANCE:

- A sixth-year offensive guard who started 15-of-20 games played in his first five NFL seasons with Denver (2011) and Detroit (2007-10).
- Played a career-high 13 games (12 starts) for the Lions in 2008 and was penalized just three times while allowing only a half sack according to Stats Inc.
- Started four seasons at Texas Tech University, calling the offensive line's blocking schemes during his final two seasons and earning numerous All-Big 12 Conference accolades.
- Part of an offensive aerial attack that led the country with 398.9 passing yards per game in his four seasons (2003-06) with the Red Raiders.
- Established a Texas Tech school lifting record with his 550-pound bench press.
- Joined the Broncos as a free agent on Jan. 4, 2011.
- Selected by the Lions in the fourth round (117th overall) of the 2007 NFL Draft.

CAREER TRANSACTIONS: Signed by Detroit as a draft choice 7/18/07; Waived by Detroit 10/6/10; Signed by Denver to a future contract 1/4/11.



2011: Ramirez played two games (0 starts) in his first season with the Broncos and was inactive for the remaining 14 regular-season games as well as both playoff contests.

2010: Ramirez spent the season out of football after being waived by Detroit on Oct. 6.

2009: Ramirez played a career-high 13 games (12 starts) at left guard for Detroit... Penalized only three times and was credited with just one half sack allowed according to Stats. Inc.

2008: Ramirez played four games (3 starts) for Detroit, opening two contests at right guard and one at left guard... Was not called for a penalty and allowed just two sacks on the season according to Stats Inc... Made his first career start vs. Chi. (10/5).

2007: Selected by the Lions in the fourth round (117th overall) of the 2007 NFL Draft, Ramirez played one game (0 starts) as a rookie... Made his NFL debut vs. K.C. (12/23) playing on special teams.

COLLEGE: Ramirez was part of the nation's most explosive aerial attack during his four seasons (2003-06) as a starter at Texas Tech University, as the Red Raiders led the country with 398.9 passing yards per game during

that span... Earned numerous All-Big 12 Conference honors following his senior season that marked his second consecutive year calling the blocking schemes along the offensive line... Established a school lifting record with his 550-pound bench press.

PERSONAL: Ramirez was a first-team All-District 20-5A selection in his final two seasons at Willowridge High School in Houston... Majored in exercise sport science at Texas Tech... Manuel Ramirez was born on Feb. 13, 1983, in Houston.

RAMIREZ'S REGULAR SEASON RECORD

Year	Club	G	S
2007	Detroit	1	0
2008	Detroit	4	3
2009	Detroit	13	12
2010	Detroit	0	0
2011	Denver	2	0
CAREER TOTALS		20	15

ADDITIONAL STATISTICS: Fumbles — 2009 (1 FR), TOTAL (1 FR).



RAMZEE ROBINSON

5-10 • 190 • 4TH YR • ALABAMA

BORN: Feb. 20, 1984, in Huntsville, Ala.

HIGH SCHOOL: Butler High School, Huntsville, Ala.

ACQUIRED: Free Agent, 2012

NFL YEAR: 4th • **YEAR WITH BRONCOS:** 1st

NFL GAMES PLAYED/STARTED: 26/0

CORNERBACK




ROBINSON AT A GLANCE:

- A fourth-year cornerback who has played 26 career games with Cleveland (2009), Philadelphia (2009) and Detroit (2007-08) and totaled 11 defensive stops to go along with 30 special-teams tackles.
- Saw action in a career-high 13 games with the Lions in 2008 and finished third on the club with 17 tackles on special teams.
- Honored in June of 2007 as "Mr. Irrelevant" with his distinction of being the 225th and final pick of the 2007 NFL Draft.
- Lettered four times at the University of Alabama, capping his collegiate career by starting all 12 games as a senior and posting 40 tackles, two interceptions and one forced fumble.
- Joined the Broncos as a free agent on Jan. 2, 2012.
- Selected by Detroit in the seventh round (225th overall) of the 2007 NFL Draft.

CAREER TRANSACTIONS: Signed by Detroit as a draft choice 7/9/07; Waived by Detroit 9/1/07; Signed by Detroit (practice squad) 9/2/07; Signed by Detroit (active roster) 10/20/07; Waived by Detroit 10/22/07; Signed by Detroit (practice squad) 10/23/07; Signed by Detroit (active roster) 11/28/07; Waived by Detroit 9/6/09; Signed by Philadelphia 11/11/09; Waived by Philadelphia 12/1/09; Claimed off waivers by Cleveland 12/2/09; Waived by Cleveland 6/20/10; Claimed off waivers by Washington 6/20/10; Waived by Washington 9/4/10; Signed by Cleveland 1/10/11; Waived by Cleveland 9/3/11; Signed by Denver to a future contract 1/2/12.

2011: Robinson spent the year out of football after competing with Cleveland during the preseason and being waived during final roster cutdowns on Sept. 3.

2010: Robinson was waived by Washington on Sept. 4 and spent the season out of football.

2009: Robinson played a combined seven games (0 starts) with Philadelphia and Cleveland and totaled five special-teams tackles after being waived by Detroit on Sept. 6... Signed by Philadelphia on Nov. 11 and played three games for the Eagles... Waived by Philadelphia on Dec. 1 and claimed by Cleveland on Dec. 2... Saw action in four of the Browns' final five regular-season games.

2008: Robinson played a career-high 13 games (0 starts) and collected a personal-best 17 special-teams stops to rank third on the Lions in that category.

2007: Selected by Detroit with in the seventh round (225th and final selection), Robinson saw action in six games (0 starts) as a rookie and contributed eight special-teams tackles... Spent 11 weeks on the club's practice squad.

COLLEGE: Robinson was a four-year letterman at the University of Alabama, where he started all 12 games as a senior and totaled 40 tackles, two interceptions and one forced fumble... Tied for the team lead with two inter-

ceptions and ranked second on the Crimson Tide with seven pass breakups as a junior.

PERSONAL: Robinson played quarterback and cornerback at Butler High School in Huntsville, Ala., completing 72-of-114 passes for 1,338 yards and seven touchdowns as a senior to earn honorable mention all-state recognition... Named all-city and all-district following his final three prep seasons... Graduated from Alabama with a degree in management... Honored in June of 2007 as "Mr. Irrelevant" with his distinction of being the 225th and final pick of the 2007 NFL Draft... Ramzee Robinson was born on Feb. 20, 1984, in Huntsville, Ala.

ROBINSON'S REGULAR SEASON RECORD

Year	Club	G	S	UT	A	TT	S-Yds.	I-Yds.	PD	FF	FR	TD-Int.	TD-FR	S	Pts.
2007	Detroit	6	0	0	0	0	0-0	0-0	0	0	0	0	0	0	0
2008	Detroit	13	0	10	1	11	0-0	0-0	1	0	1	0	0	0	0
2009	Phi./Cle.	7	0	0	0	0	0-0	0-0	0	0	0	0	0	0	0
CAREER TOTALS		26	0	10	1	11	0-0	0-0	1	0	1	0	0	0	0

ADDITIONAL STATISTICS: Special teams tackles — 2007 (8), 2008 (17), 2009 (5), TOTAL (30). Recovered a fumble on special teams vs. Chicago (12/5/08).

RAMZEE ROBINSON'S CAREER GAME-BY-GAME

(Victories asterisked)

2007 DETROIT (7-9)		TACKLES									
Date	Opponent	P/S	UT	A	TT	S-Yds.	I-Yds.	PD	FF	FR	
Games -5											
PRACTICE SQUAD											
Oct 21	vs. Tampa Bay*	P	0	0	0	0-0	0-0	0	0	0	
Games 7-11											
PRACTICE SQUAD											
Dec 2	at Minnesota	P	0	0	0	0-0	0-0	0	0	0	
Dec 9	vs. Dallas	P	0	0	0	0-0	0-0	0	0	0	
Dec 16	at San Diego	P	0	0	0	0-0	0-0	0	0	0	
Dec 23	vs. Kansas City*	P	0	0	0	0-0	0-0	0	0	0	
Dec 30	at Green Bay	P	0	0	0	0-0	0-0	0	0	0	
Regular Season Totals		6/0	0	0	0	0-0	0-0	0	0	0	
2008 DETROIT (0-16)		TACKLES									
Date	Opponent	P/S	UT	A	TT	S-Yds.	I-Yds.	PD	FF	FR	
Games 1-3											
INACTIVE											
Oct 5	vs. Chicago	P	0	0	0	0-0	0-0	0	0	0	
Oct 12	at Minnesota	P	2	0	2	0-0	0-0	0	0	0	
Oct 19	at Houston	P	2	0	2	0-0	0-0	0	0	0	
Oct 26	vs. Washington	P	4	0	4	0-0	0-0	0	0	0	
Nov 2	at Chicago	P	0	0	0	0-0	0-0	0	0	0	
Nov 9	vs. Jacksonville	P	0	0	0	0-0	0-0	0	0	0	
Nov 16	at Carolina	P	0	0	0	0-0	0-0	0	0	0	
Nov 23	vs. Tampa Bay	P	0	0	0	0-0	0-0	0	0	0	
Nov 27	vs. Tennessee	P	0	0	0	0-0	0-0	0	0	0	
Dec 7	vs. Minnesota	P	0	0	0	0-0	0-0	0	0	0	
Dec 14	at Indianapolis	P	0	0	0	0-0	0-0	0	0	0	
Dec 21	vs. New Orleans	P	2	1	3	0-0	0-0	0	0	0	
Dec 28	at Green Bay	P	0	0	0	0-0	0-0	1	0	0	
Regular Season Totals		13/0	10	1	11	0-0	0-0	1	0	0	
2009 PHI. (11-5) / CLE. (5-11)		TACKLES									
Date	Opponent	P/S	UT	A	TT	S-Yds.	I-Yds.	PD	FF	FR	
SIGNED BY PHILADELPHIA ON NOV. 11											
Nov 15	at San Diego	P	0	0	0	0-0	0-0	0	0	0	
Nov 22	at Chicago*	P	0	0	0	0-0	0-0	0	0	0	
Nov 29	vs. Washington*	P	0	0	0	0-0	0-0	0	0	0	
WAIVED BY PHILADELPHIA ON DEC. 1 / CLAIMED OFF WAIVERS BY CLEVELAND ON DEC. 2											
INACTIVE											
Dec 6	vs. San Diego										
Dec 10	vs. Pittsburgh*	P	0	0	0	0-0	0-0	0	0	0	
Dec 20	at Kansas City*	P	0	0	0	0-0	0-0	0	0	0	
Dec 27	vs. Oakland*	P	0	0	0	0-0	0-0	0	0	0	
Jan 3	vs. Jacksonville*	P	0	0	0	0-0	0-0	0	0	0	
Regular Season Totals		7/0	0	0	0	0-0	0-0	0	0	0	

DID YOU KNOW?

The Broncos have started a season with a 3-0 or better record 11 times in club history, including seven times in the last 16 seasons (since 1996).



BRANDON STOKLEY

6-0 • 192 • 14TH YR. • SOUTHWESTERN LA.

BORN: June 23, 1976, in Blacksburg, Va.

HIGH SCHOOL: Comeaux High School, Lafayette, La.

ACQUIRED: Free Agent, 2007

NFL YEAR: 14th • **YEAR WITH BRONCOS:** 4th

NFL GAMES PLAYED/STARTED: 131/35 • **POSTSEASON:** 14/3

WIDE RECEIVER



14

STOKLEY AT A GLANCE:

- A 14th-year player who enters his fourth overall year with the Broncos in 2012 after totaling 108 receptions for 1,490 yards (13.8 avg.) with 12 touchdowns for the club from 2007-09.
- Established himself as one of the most effective slot wide receivers in the NFL during his career with the N.Y. Giants (2011), Seattle (2010), Denver (2007-09), Indianapolis (2003-06) and Baltimore (1999-2002).
- Owns eight career 100-yard receiving games along with four 40-catch seasons and one 1,000-yard receiving campaign.
- Posted an 87-yard touchdown catch in Denver's season opener at Cincinnati (9/13/09) that marked the NFL's longest game-winning touchdown from scrimmage in the final minute of a game in league annals when he snagged a tipped pass and raced 62 yards to the end zone.
- Played 14 postseason games (3 starts) for his career and has two Super Bowl rings as a member of the 2000 Ravens (XXXV) and the 2006 Colts (XLI).
- Helped Indianapolis win the AFC South title during each of his four seasons teaming with quarterback Peyton Manning from 2003-06 as a key part of an offense that led the NFL in passing (17,206 yds. / 268.8 ypg.) during that period.
- Recorded career highs in receptions (68), receiving yards (1,077) and receiving touchdowns (10) with the Colts in 2004 to earn third-team All-NFL honors from *USA Today*.
- Started for the Ravens in Super Bowl XXXV during the 2000 season and hauled in a 38-yard touchdown to score the first points of that game against the New York Giants.
- Finished his career at the University of Southwestern Louisiana (since renamed University of Louisiana at Lafayette) ranked ninth in NCAA history in career receiving yards (3,702) and 10th in career receptions (241).
- Joined the Broncos as a free agent on April 17, 2012.
- Selected by Baltimore in the fourth round (105th overall) of the 1999 NFL Draft.

CAREER TRANSACTIONS: Signed by Baltimore as a draft choice 7/29/99; Placed on injured reserve (shoulder) by Baltimore 10/25/99; Placed on injured reserve (foot) by Baltimore 11/26/02; Signed by Indianapolis as an unrestricted free agent 3/14/03; Placed on injured reserve (right Achilles tendon) by Indianapolis 12/14/06; Released by Indianapolis 3/1/07; Signed by Denver 3/22/07; Placed on injured reserve by Denver 9/4/10; Released by Denver 9/14/10; Signed by Seattle 9/28/10; Signed by N.Y. Giants 9/15/11; Released by N.Y. Giants 10/4/11; Signed by Denver 4/17/12.



2011: Stokley spent three weeks with the N.Y. Giants, playing in two games (0 starts) and posting one reception for seven yards... Released by the Giants on Oct. 4.

2010: Stokley was released by Denver on Sept. 14 and signed with Seattle on Sept. 28... Played 11 games (0 starts) for the Seahawks in the regular season and totaled 31 receptions for 354 yards (11.4 avg.)... Started both of Seattle's postseason contests and led the team with 12 catches for 158 yards (13.2 avg.) with two touchdowns.

2009: Stokley played all 16 games (2 starts) for the Broncos, totaling 19 receptions for 327 yards (career-high 17.2 avg.) with four touchdowns... Had an 87-yard touchdown catch in Denver's season opener at Cin. (9/13) that marked the NFL's longest game-winning touchdown from scrimmage in the final minute of a game in league annals.

2008: Stokley caught 49 passes for 528 yards (10.8 avg.) with three touchdowns in 15 games (2 starts) for the Broncos... 49 receptions marked the second-best season total of his career (best in four years)... Led Denver with 21 first downs on third or fourth down.

2007: Stokley started a career-high nine games and saw time in 13 contests for the Broncos, leading the club with a 15.9-yard reception average while placing second on the team with 635 receiving yards and third with 40 receptions... Tied for second on Denver with five receiving touchdowns... Led the AFC and placed second in the NFL in first down percentage on receptions (85.0% / 34-of-40)... Inactive for the final three games of the year due to a knee injury.

2006: Stokley played four games (1 start) for Super Bowl XLI-champion Indianapolis, recording eight catches for 85 yards with one touchdown... Inactive for nine games with ankle and knee injuries before being placed on injured reserve on Dec. 14 with a ruptured Achilles tendon in his right leg.

2005: Stokley played 15 games (4 starts) for Indianapolis, recording 41 catches for 543 yards (13.2 avg.) with one touchdown... Inactive (knee) for the regular-season finale vs. Ari. (1/1) but played in the postseason, totaling a 13-yard catch in an AFC Divisional Playoff Game vs. Pit. (1/15).

2004: Stokley played all 16 games (3 starts) for Indianapolis and posted career bests in receptions (68), receiving yards (1,077) and receiving touchdowns (10) to earn third-team All-NFL honors from *USA Today*... Joined teammates Marvin Harrison and Reggie Wayne as 1,000-yard receivers to make the Colts one of five teams in league history with three 1,000-yard receivers in the same season... Recorded five 100-yard receiving games and had at least one reception in all but one regular-season game... Totaled 10 receptions for 97 yards in two playoff games... Caught Peyton Manning's NFL-record 49th touchdown pass of the year vs. S.D. (12/26).

2003: Stokley played six games (3 starts) for Indianapolis and totaled 22 catches for 211 yards (9.6 avg.) with three touchdowns... Slowed early in the year due to offseason foot surgery and did not make his season debut until the seventh game... Missed another month of action with a concussion... Contributed 11 catches for 223 yards (20.3 avg.) with a team-high three touchdowns in three playoff games... Had four receptions for 144 yards (36.0 avg.) with two touchdowns, including an 87-yarder, in an AFC Wild Card Game vs. Den. (1/4).

2002: Stokley played eight games (5 starts) for Baltimore, posting 24 receptions for 357 yards (14.9 avg.) with two touchdowns... Rushed six times for 31 yards... Placed on injured reserve (foot) on Nov. 26.

2001: Stokley, for the first time in his career, played all 16 games (5 starts) and posted 24 catches for 344 yards (14.3 avg.) with two scores for Baltimore... Had at least one catch in 12 games, making multiple grabs in seven outings... Started the Ravens' first three games... Recorded two catches for 38 yards in two postseason games.

2000: Stokley made 11 catches for 184 yards (16.7 avg.) with two touchdowns in seven games (1 start) for Baltimore... Appeared in all four of the club's postseason contests, totaling seven catches for 91 yards (13.0 avg.) with a score... Hauled in a 38-yard touchdown while starting for Baltimore in its Super Bowl XXXV victory vs. NYG (1/28).

1999: Selected by Baltimore in the fourth round (105th overall) of the 1999 NFL Draft, Stokley had a 28-yard touchdown catch in two games (0 starts) before dislocating his shoulder... Placed on injured reserve on Oct. 25.

COLLEGE: Stokley played 37 career games (26 starts) at the University of Southwestern Louisiana (since renamed the University of Louisiana at Lafayette)... Averaged 100.1 receiving yards per game, posting 241 career receptions for 3,702 yards (15.4 avg.) with 25 touchdowns... Set all of the school's career receiving records and finished ranked ninth in NCAA history in career receiving yards and 10th in career receptions... Became the first player in school history to eclipse the 1,000-yard receiving plateau in a season as he surpassed that benchmark three times during his collegiate career... Limited to four games during his junior campaign due to a knee injury... Set the school's single-season reception record with 81 catches for 1,160 yards with seven scores as a sophomore to earn All-Independent and All-Louisiana first-team recognition... Had 1,121 yards and nine touchdowns on 75 catches to set the NCAA Division I-A freshman record during his redshirt freshman season.

PERSONAL: Stokley played two years (freshman and senior years) of football at Comeaux High School in Lafayette, La.... Made 80 catches for 946 yards (11.8 avg.) to earn all-state honors as a senior... Named all-district G in basketball and baseball... Involved with the Colorado Chapter of the Alzheimer's Association to raise awareness of the disease... Served as the spokesman for the Meningitis Foundation of America (MFA) in 2004 and has appeared on "celebrity week" on "Wheel of Fortune," earning more than \$40,000 for MFA... A Louisiana native, Stokley assisted the victims of Hurricanes Katrina and Rita by donating clothing, food and supplies to people in the Gulf Region... His father, Nelson, was the football coach at Southwestern Louisiana (currently Louisiana-Lafayette) from 1986-98 after coaching stints at Louisiana State (1968-73), Virginia Tech (1974-77) and Clemson (1980-85)... Brandon Stokley was born on June 23, 1976, in Blacksburg, Va.

STOKLEY'S REGULAR SEASON RECORD

Year	Club	G	S	RECEIVING					RUSHING					SCORING				
				No.	Yds.	Avg.	LG	TD	No.	Yds.	Avg.	LG	TD	TD	TDr	TDp	TDrt	2pt Pts.
1999	Baltimore	2	0	1	28	28.0	28t	1	0	0	0.0	—	0	1	0	1	0	0
2000	Baltimore	7	1	11	184	16.7	32	2	1	6	6.0	6	0	2	0	2	0	0
2001	Baltimore	16	5	24	344	14.3	46	2	1	1	1.0	1	0	2	0	2	0	0
2002	Baltimore	8	5	24	357	14.9	35t	2	6	31	5.2	14	0	2	0	2	0	0
2003	Indianapolis	6	3	22	211	9.6	37t	3	0	0	0.0	—	0	3	0	3	0	0
2004	Indianapolis	16	3	68	1,077	15.8	69t	10	0	0	0.0	—	0	10	0	10	0	0
2005	Indianapolis	15	4	41	543	13.2	45	1	0	0	0.0	—	0	1	0	1	0	0
2006	Indianapolis	4	1	8	85	10.6	23	1	0	0	0.0	—	0	1	0	1	0	0
2007	Denver	13	9	40	635	15.9	58	5	1	-6	-6.0	-6	0	5	0	5	0	0
2008	Denver	15	2	49	528	10.8	36t	3	0	0	0.0	—	0	3	0	3	0	0
2009	Denver	16	2	19	327	17.2	87t	4	0	0	0.0	—	0	4	0	4	0	0
2010	Seattle	11	0	31	354	11.4	36	0	0	0	0.0	—	0	0	0	0	0	0
2011	N.Y. Giants	2	0	1	7	7.0	7	0	0	0	0.0	—	0	0	0	0	0	0
CAREER TOTALS		131	35	339	4,680	13.8	87t	34	9	32	3.6	14	0	34	0	34	0	0
BRONCOS TOTALS		44	13	108	1,490	13.8	87t	12	1	-6	-6.0	-6	0	12	0	12	0	0

ADDITIONAL STATISTICS: Miscellaneous tackles — 2001 (4), 2002 (1), 2004 (2), 2005 (2), 2007 (2), 2008 (3), 2009 (1), TOTAL (15). Fumbles — 2001 (1 FR), 2004 (2 FR), 2008 (1 FF), TOTAL (3 FR, 1 FF).

STOKLEY'S POSTSEASON RECORD

Year	Club	RECEIVING							RUSHING				SCORING				
		G	S	No.	Yds.	Avg.	LG	TD	No.	Yds.	Avg.	LG	TD	TDp	TDrt	2pt	Pts.
2000	Baltimore	4	1	7	91	13.0	38t	1	0	0	0.0	—	0	1	0	0	6
2001	Baltimore	2	0	2	38	19.0	27	0	0	0	0.0	—	0	0	0	0	0
2003	Indianapolis	3	0	11	223	20.3	87t	3	0	0	0.0	—	0	3	0	0	18
2004	Indianapolis	2	0	10	97	9.7	21	0	0	0	0.0	—	0	0	0	0	0
2005	Indianapolis	1	0	1	13	13.0	13	0	0	0	0.0	—	0	0	0	0	0
2010	Seattle	2	2	12	158	13.2	45t	2	0	0	0.0	—	0	2	0	0	12
CAREER TOTALS		14	3	43	620	14.4	87t	6	0	0	0.0	—	0	6	0	0	36

STOKLEY'S SINGLE GAME HIGHS

(Postseason in parentheses)

Receptions — 9 at Houston, 12/28/03 (8, twice, last at Chicago, 1/16/11). **Receiving yards** — 153 vs. Tennessee, 12/5/04 (144 vs. Denver, 1/4/04). **Longest reception** — 87t at Cincinnati, 9/13/09 (87t vs. Denver, 1/4/04). **Receiving touchdowns** — 3 at Detroit, 11/25/04 (2 vs. Denver, 1/4/04). **Rushes** — 2 at Atlanta, 11/3/02 (none). **Rushing yards** — 14 at Carolina, 9/8/02 (none). **Longest rush** — 14 at Carolina, 9/8/02 (none). **Rushing touchdowns** — None (none).

STOKLEY'S 100-YARD RECEIVING GAMES (8; INCLUDES 1 POSTSEASON)

*denotes win (Stokley's teams are 5-3, including postseason, when he records 100 or more yards receiving in a game.)

Date	Opponent	No.	Yds.	Avg.	LG	TD	
1/4/04	vs. Denver*	4	144	36.0	87t	2	AFC Wild Card Game
9/26/04	vs. Green Bay*	8	110	13.8	34t	2	
10/24/04	vs. Jacksonville	7	112	16.0	38	0	
11/14/04	vs. Houston*	5	132	26.4	69t	2	
12/26/04	vs. San Diego*	7	123	17.6	30	1	
12/5/04	vs. Tennessee*	8	153	19.1	37	1	
12/24/05	at Seattle	5	122	24.4	45	0	
12/2/07	at Oakland	3	102	34.0	58	0	

BRANDON STOKLEY'S CAREER GAME-BY-GAME

(Victories asterisked)

1999 BALTIMORE (8-8)			RECEIVING							SCORING	
Date	Opponent	P/S	No.	Yds.	Avg.	LG	TD			2pt.	Pts.
Sep 12	at St. Louis	P	1	28	28.0	28t	1			0	6
Sep 19	vs. Pittsburgh							INACTIVE			
Sep 26	vs. Cleveland*							DID NOT PLAY			
Games 4-5								INACTIVE			
Oct 21	vs. Kansas City	P	0	0	0.0	—	0			0	0
Oct 31	vs. Buffalo							PLACED ON INJURED RESERVE (SHOULDER) 10/25/99			
Regular Season Totals		2/0	1	28	28.0	28t	1			0	6
2000 BALTIMORE (12-4)			RECEIVING							SCORING	
Date	Opponent	P/S	No.	Yds.	Avg.	LG	TD			2pt.	Pts.
Games 1-2								INACTIVE			
Sep 17	at Miami							DID NOT PLAY			
Games 4-9								INACTIVE			
Nov 5	at Cincinnati*	P	1	14	14.0	14t	1			0	6
Nov 12	at Tennessee*	P	1	15	15.0	15	0			0	0
Nov 19	vs. Dallas*	P	1	32	32.0	32	0			0	0
Nov 26	vs. Cleveland*	P	4	68	17.0	29	0			0	0
Dec 10	vs. San Diego*	P	4	55	13.8	22t	1			0	6
Dec 17	at Arizona*	P	0	0	0.0	—	0			0	0
Dec 24	vs. N.Y. Jets*	S	0	0	0.0	—	0			0	0
Regular Season Totals		7/1	11	184	16.7	32	2			0	12
Dec 31	vs. Denver*§	P	0	0	0.0	—	0			0	0
Jan 7	at Tennessee*†	P	1	8	8.0	8	0			0	0
Jan 14	at Oakland*#	P	3	31	10.3	14	0			0	0
Jan 28	at N.Y. Giants*\$	S	3	52	17.3	38t	1			0	6
Postseason Totals		4/1	7	91	13.0	38t	1			0	6

§AFC Wild Card Playoff Game; †AFC Divisional Playoff Game; #AFC Championship Game; \$Super Bowl XXXV

DID YOU KNOW?

The Broncos have had 32 players from the University of Colorado appear on their roster, marking the most of any school in the country. Former CU Buffaloes have combined to play a franchise-high 1,147 regular-season games for the Broncos in the club's 52 seasons of professional football.

2001 BALTIMORE (10-6)			RECEIVING					SCORING	
Date	Opponent	P/S	No.	Yds.	Avg.	LG	TD	2pt.	Pts.
Sep 9	vs. Chicago*	S	2	22	11.0	12	0	0	0
Sep 23	at Cincinnati	S	2	19	9.5	11	0	0	0
Sep 30	at Denver*	S	1	3	3.0	3	0	0	0
Oct 7	vs. Tennessee*	P	0	0	0.0	—	0	0	0
Oct 14	at Green Bay	P	3	38	12.7	20	0	0	0
Oct 21	at Cleveland	S	5	68	13.6	20	0	0	0
Games 7-8		P	0	0	0.0	—	0	0	0
Nov 12	at Tennessee*	S	1	18	18.0	18	0	0	0
Nov 18	vs. Cleveland	P	1	21	21.0	21t	1	0	6
Nov 25	at Jacksonville*	P	1	17	17.0	17	0	0	0
Dec 2	vs. Indianapolis*	P	2	42	21.0	31	0	0	0
Dec 16	vs. Pittsburgh	P	3	23	7.7	11	1	0	6
Dec 23	vs. Cincinnati*	P	1	23	23.0	23	0	0	0
Dec 29	at Tampa Bay	P	0	0	0.0	—	0	0	0
Jan 7	vs. Minnesota*	P	2	50	25.0	46	0	0	0

Regular Season Totals		16/5	24	344	14.3	46	2	0	12
Jan 13	at Miami*§	P	1	11	11.0	11	0	0	0
Jan 20	at Pittsburgh†	P	1	27	27.0	27	0	0	0

Postseason Totals		2/0	2	38	19.0	27	0	0	0
--------------------------	--	------------	----------	-----------	-------------	-----------	----------	----------	----------

§AFC Wild Card Playoff Game; †AFC Divisional Playoff Game

2002 BALTIMORE (7-9)			RECEIVING					SCORING	
Date	Opponent	P/S	No.	Yds.	Avg.	LG	TD	2pt.	Pts.
Sep 8	at Carolina	S	6	83	13.8	22	0	0	0
Sep 15	vs. Tampa Bay	P	4	57	14.3	25	0	0	0
Sep 30	vs. Denver*	S	2	35	17.5	32	0	0	0
Oct 6	at Cleveland*	S	4	78	19.5	35t	2	0	12
Oct 13	at Indianapolis				INACTIVE				
Oct 20	vs. Jacksonville*	P	1	10	10.0	10	0	0	0
Oct 27	vs. Pittsburgh	P	4	50	12.5	17	0	0	0
Nov 3	at Atlanta	S	2	11	5.5	7	0	0	0
Nov 10	vs. Cincinnati*	S	1	33	33.0	33	0	0	0
Games 10-11					INACTIVE				
Dec. 1	at Cincinnati*				PLACED ON INJURED RESERVE (FOOT)		11/26/02		

Regular Season Totals		8/5	24	357	14.9	35t	2	0	12
------------------------------	--	------------	-----------	------------	-------------	------------	----------	----------	-----------

2003 INDIANAPOLIS (12-4)			RECEIVING					SCORING	
Date	Opponent	P/S	No.	Yds.	Avg.	LG	TD	2pt.	Pts.
Games 1-4					INACTIVE				
Games 5-6					DID NOT PLAY				
Oct 26	vs. Houston*	P	0	0	0.0	—	0	0	0
Nov 2	at Miami*	P	3	34	11.3	20	0	0	0
Games 9-12					INACTIVE				
Dec 7	at Tennessee*	P	2	10	5.0	5	0	0	0
Dec 14	vs. Atlanta*	S	7	95	13.6	37t	2	0	12
Dec 21	vs. Denver	S	1	5	5.0	5	0	0	0
Dec 28	at Houston*	S	9	67	7.4	11	1	0	6
Regular Season Totals		6/3	22	211	9.6	37t	3	0	18
Jan 4	vs. Denver*§	P	4	144	36.0	87t	2	0	12
Jan 11	at Kansas City*†	P	4	57	14.3	29t	1	0	6
Jan 18	at New England#	P	3	22	7.3	12	0	0	0

Postseason Totals		3/0	11	223	20.3	87t	3	0	18
--------------------------	--	------------	-----------	------------	-------------	------------	----------	----------	-----------

§AFC Wild Card Playoff Game; †AFC Divisional Playoff Game; #AFC Championship Game

2004 INDIANAPOLIS (12-4)			RECEIVING					SCORING	
Date	Opponent	P/S	No.	Yds.	Avg.	LG	TD	2pt.	Pts.
Sep 9	at New England	P	4	77	19.3	45	1	0	6
Sep 19	at Tennessee*	S	2	27	13.5	14	0	0	0
Sep 26	vs. Green Bay*	P	8	110	13.8	34t	2	0	12
Oct 3	at Jacksonville*	P	8	97	12.1	17	0	0	0
Oct 10	vs. Oakland*	P	3	41	13.7	25	0	0	0
Oct 24	vs. Jacksonville	P	7	112	16.0	38	0	0	0
Oct 31	at Kansas City	P	2	35	17.5	21	0	0	0
Nov 8	vs. Minnesota*	P	2	34	17.0	20	0	0	0
Nov 14	vs. Houston*	P	5	132	26.4	69t	2	0	12
Nov 21	at Chicago*	P	1	7	7.0	7	0	0	0
Nov 25	at Detroit*	P	5	57	11.4	25t	3	0	18
Dec 5	vs. Tennessee*	S	8	153	19.1	37	1	0	6
Dec 12	at Houston*	S	3	54	18.0	34	0	0	0
Dec 19	vs. Baltimore*	P	3	18	6.0	7	0	0	0
Dec 26	vs. San Diego*	P	7	123	17.6	30	1	0	6
Jan 2	at Denver	P	0	0	0.0	—	0	0	0

Regular Season Totals		16/3	68	1,077	15.8	69t	10	0	60
Jan 9	vs. Denver*§	P	2	33	16.5	21	0	0	0
Jan 16	at New England†	P	8	64	8.0	13	0	0	0

Postseason Totals		2/0	10	97	9.7	21	0	0	0
--------------------------	--	------------	-----------	-----------	------------	-----------	----------	----------	----------

§AFC Wild Card Playoff Game; †AFC Divisional Playoff Game

2005 INDIANAPOLIS (14-2)									
			RECEIVING					SCORING	
Date	Opponent	P/S	No.	Yds.	Avg.	LG	TD	2pt.	Pts.
Sep 11	at Baltimore*	P	7	83	11.9	28	0	0	0
Sep 18	vs. Jacksonville*	S	2	24	12.0	20	0	0	0
Sep 25	vs. Cleveland*	P	1	9	9.0	9	0	0	0
Oct 2	at Tennessee*	P	0	0	0.0	—	0	0	0
Oct 9	at San Francisco*	P	6	59	9.8	18	0	0	0
Oct 17	vs. St. Louis*	S	4	38	9.5	16	0	0	0
Oct 23	at Houston*	S	1	24	24.0	24	0	0	0
Nov 7	at New England*	P	4	34	8.5	13	0	0	0
Nov 13	vs. Houston*	S	6	73	12.2	23	1	0	6
Nov 20	at Cincinnati*	P	2	40	20.0	24	0	0	0
Nov 28	vs. Pittsburgh*	P	1	8	8.0	8	0	0	0
Games 12-13		P	0	0	0.0	—	0	0	0
Dec 18	vs. San Diego	P	2	29	14.5	24	0	0	0
Dec 24	at Seattle	P	5	122	24.4	45	0	0	0
Jan 1	vs. Arizona*				INACTIVE				
Regular Season Totals		15/4	41	543	13.2	45	1	0	6
Jan 15	vs. Pittsburgh†	P	1	13	13.0	13	0	0	0
Postseason Totals		1/0	1	13	13.0	13	0	0	0
†AFC Divisional Playoff Game									
2006 INDIANAPOLIS (12-4)									
			RECEIVING					SCORING	
Date	Opponent	P/S	No.	Yds.	Avg.	LG	TD	2pt.	Pts.
Sep 10	at N.Y. Giants*				INACTIVE				
Sep 17	vs. Houston*	P	1	10	10.0	10t	1	0	6
Games 3-4					INACTIVE				
Oct 8	vs. Tennessee*	P	5	57	11.4	23	0	0	0
Games 6-11					INACTIVE				
Dec 3	at Tennessee	P	1	8	8.0	8	0	0	0
Dec 10	at Jacksonville	S	1	10	10.0	10	0	0	0
Dec 18	vs. Cincinnati*				PLACED ON INJURED RESERVE (RIGHT ACHILLES TENDON) 12/14/06				
Regular Season Totals		4/1	8	85	10.6	23	1	0	6
2007 DENVER (7-9)									
			RECEIVING					SCORING	
Date	Opponent	P/S	No.	Yds.	Avg.	LG	TD	2pt.	Pts.
Sep 9	at Buffalo*	P	3	65	21.7	34	0	0	0
Sep 16	vs. Oakland*	P	3	43	14.3	23	1	0	6
Sep 23	vs. Jacksonville	P	3	36	12.0	16	0	0	0
Sep 30	at Indianapolis	S	2	20	10.0	12	0	0	0
Oct 7	vs. San Diego	S	1	14	14.0	14	0	0	0
Oct 21	vs. Pittsburgh*	S	5	70	14.0	17	1	0	6
Oct 29	vs. Green Bay	P	5	71	14.2	22	0	0	0
Nov 4	at Detroit	S	4	32	8.0	18	1	0	6
Nov 11	at Kansas City*	S	2	36	18.0	23	0	0	0
Nov 19	vs. Tennessee*	S	3	75	25.0	48t	1	0	6
Nov 25	at Chicago	S	5	50	10.0	15	0	0	0
Dec 2	at Oakland	S	3	102	34.0	58	0	0	0
Dec 9	vs. Kansas City*	S	1	21	21.0	21t	1	0	6
Games 14-16					INACTIVE				
Regular Season Totals		13/9	40	635	15.9	58	5	0	30
2008 DENVER (8-8)									
			RECEIVING					SCORING	
Date	Opponent	P/S	No.	Yds.	Avg.	LG	TD	2pt.	Pts.
Sep 8	at Oakland*	P	2	25	12.5	13	0	0	0
Sep 14	vs. San Diego*	P	3	47	15.7	20	0	0	0
Sep 21	vs. New Orleans*	P	3	29	9.7	17	0	0	0
Sep 28	at Kansas City	P	7	80	11.4	32	0	0	0
Oct 5	vs. Tampa Bay*	P	6	52	8.7	11	1	0	6
Oct 12	vs. Jacksonville	P	3	29	9.7	14	1	0	6
Oct 20	at New England				INACTIVE				
Nov 2	vs. Miami	P	2	18	9.0	11	0	0	0
Nov 6	at Cleveland*	P	2	16	8.0	9	0	0	0
Nov 16	at Atlanta*	P	3	26	8.7	12	0	0	0
Nov 23	vs. Oakland	P	5	44	8.8	14	0	0	0
Nov 30	at N.Y. Jets*	S	2	44	22.0	36t	1	0	6
Dec 7	vs. Kansas City*	S	2	19	9.5	16	0	0	0
Dec 14	at Carolina	P	2	20	10.0	11	0	0	0
Dec 21	vs. Buffalo	P	3	32	10.7	13	0	0	0
Dec 28	at San Diego	P	4	47	11.8	17	0	0	0
Regular Season Totals		15/2	49	528	10.8	36t	3	0	18

2009 DENVER (8-8)			RECEIVING					SCORING	
Date	Opponent	P/S	No.	Yds.	Avg.	LG	TD	2pt.	Pts.
Sep 13	at Cincinnati*	S	1	87	87.0	87	1	0	6
Sep 20	vs. Cleveland*	P	5	70	14.0	37	0	0	0
Games 3-5		P	0	0	0.0	—	0	0	0
Oct 19	at San Diego*	P	3	24	8.0	11	1	0	6
Nov 1	at Baltimore	S	0	0	0.0	—	0	0	0
Nov 9	vs. Pittsburgh	P	1	4	4.0	4	0	0	0
Nov 15	at Washington	P	1	15	15.0	15	0	0	0
Nov 22	vs. San Diego	P	0	0	0.0	—	0	0	0
Nov 26	vs. N.Y. Giants*	P	1	17	17.0	17	1	0	6
Games 12-13		P	0	0	0.0	—	0	0	0
Dec 20	vs Oakland	P	2	67	33.5	63	0	0	0
Dec 27	at Philadelphia	P	0	0	0.0	—	0	0	0
Jan 3	vs. Kansas City	P	5	43	8.6	17	1	0	6
Regular Season Totals			16/2	19	327	17.2	87	4	24

2010 SEATTLE (7-9)			RECEIVING					SCORING	
Date	Opponent	P/S	No.	Yds.	Avg.	LG	TD	2pt.	Pts.
SIGNED BY SEATTLE ON SEPT. 28									
Oct 3	at St. Louis	P	4	62	15.5	36	0	0	0
Oct 17	at Chicago*	P	3	17	5.7	9	0	0	0
Oct 24	vs. Arizona*	P	1	16	16.0	16	0	0	0
Oct 31	at Oakland	P	1	13	13.0	13	0	0	0
Nov 7	vs. N.Y. Giants	P	2	26	13.0	13	0	0	0
Nov 14	at Arizona*								
INACTIVE									
Nov 21	at New Orleans	P	6	76	12.7	18	0	0	0
Nov 28	vs. Kansas City	P	5	51	10.2	13	0	0	0
Dec 5	vs. Carolina*	P	4	47	11.8	17	0	0	0
Dec 12	at San Francisco	P	3	35	11.7	15	0	0	0
Dec 19	vs. Atlanta	P	1	5	5.0	5	0	0	0
Dec 26	at Tampa Bay	P	1	6	6.0	6	0	0	0
Jan 2	vs. St. Louis*								
INACTIVE									
Regular Season Totals			11/0	31	354	11.4	36	0	0
Jan 4	vs. New Orleans*§	S	4	73	18.3	45	1	0	6
Jan 11	at Chicago*†	S	8	85	10.6	21	1	0	6
Postseason Totals			2/2	12	158	13.2	45	2	12

§NFC Wild Card Playoff Game; †NFC Divisional Playoff Game

2011 N.Y. GIANTS (9-7)			RECEIVING					SCORING	
Date	Opponent	P/S	No.	Yds.	Avg.	LG	TD	2pt.	Pts.
SIGNED BY N.Y. GIANTS ON SEPT. 15									
Sep 19	vs. St. Louis*	P	0	0	0.0	—	0	0	0
Sep 25	at Philadelphia*	P	1	7	7.0	7	0	0	0
Oct 2	at Arizona*								
INACTIVE									
RELEASED BY N.Y. GIANTS ON OCT. 4									
Regular Season Totals			2/0	1	7	7.0	7	0	0



AUSTIN SYLVESTER

6-1 • 248 • 2ND YR. • WASHINGTON

BORN: April 15, 1988, in Reno, Nev.

HIGH SCHOOL: Bishop Manohue High School, Reno, Nev.

ACQUIRED: Free Agent, 2012

NFL YEAR: 2nd • **YEAR WITH BRONCOS:** 2nd

NFL GAMES PLAYED/STARTED: 0/0

FULLBACK



40

SYLVESTER AT A GLANCE:

- A second-year fullback who had stints on practice squads with Denver and Tampa Bay as a rookie in 2011 before being signed to the Broncos' active roster late in the year.
- Saw action in 37 career games (6 starts) at the University of Washington, including six contests as a true freshman in 2007.
- Played linebacker and fullback throughout his high school and college careers, eventually developing into the Huskies' No. 1 fullback by his senior season in 2010.
- Joined the Broncos as a free agent on Feb. 8, 2012.
- Entered the NFL with Denver as a college free agent on July 27, 2011.

CAREER TRANSACTIONS: Signed by Denver as a college free agent 7/27/11; Waived by Denver 9/3/11; Signed by Denver (practice squad) 9/4/11; Waived by Denver 10/18/11; Signed by Tampa Bay (practice squad) 12/13/11; Signed by Denver (active roster) 12/27/11; Waived by Denver 1/13/12; Signed by Denver 2/8/12.



2011: Sylvester, who entered the NFL with Denver as a college free agent on July 27, spent five weeks on the club's practice squad and three weeks on Tampa Bay's practice squad before being signed to the Broncos' active roster at the end of the year... Did not appear in any games... Inactive in Denver's regular-season finale and its AFC Wild Card Game vs. Pit. (1/8) before being waived on Jan. 13.

COLLEGE: Sylvester played 37 career games (6 starts) at the University of Washington and developed into the Huskies' No. 1 fullback by his senior season... Saw action in a combined 19 games his sophomore and junior seasons, mostly on special teams... Played linebacker and fullback as one of seven true freshmen on the team to see playing time in 2007.

PERSONAL: Sylvester attended Bishop Manohue High School in Reno, Nev., before transferring to The Hun School, a prep school in Princeton, N.J., for his senior year... Played fullback and linebacker throughout his prep career... Austin Sylvester was born on April 15, 1988, in Reno, Nev.

SYLVESTER'S REGULAR SEASON RECORD

Year	Club	G	S	RUSHING					RECEIVING					SCORING				
				No.	Yds.	Avg.	LG	TD	No.	Yds.	Avg.	LG	TD	TD	TDr	TDp	TDrt	2pt Pts.
2011	Denver	0	0	0	0	0.0	—	0	0	0	0.0	—	0	0	0	0	0	0
CAREER TOTALS		0	0	0	0	0.0	—	0	0	0	0.0	—	0	0	0	0	0	0



JACOB TAMME

6-3 • 236 • 5TH YR. • KENTUCKY

BORN: March 15, 1985, in Danville, Ky.

HIGH SCHOOL: Boyle County High School, Danville, Ky.

ACQUIRED: Unrestricted Free Agent (Indianapolis), 2012

NFL YEAR: 5th • **YEAR WITH BRONCOS:** 1st

NFL GAMES PLAYED/STARTED: 60/14 • **POSTSEASON:** 5/2

TIGHT END



84

TAMME AT A GLANCE:

- A fifth-year tight end who enters his first season with the Broncos in 2011 after totaling 92 receptions for 855 yards (9.3 avg.) with five touchdowns in 60 career games (14) with Indianapolis (2008-11) to begin his career.
- Recorded a career-high 67 catches for 631 yards (9.4 avg.) and four scores in 2010—all in the last 10 games after starting tight end Dallas Clark was placed on injured reserve with his reception total leading the NFL during that stretch.
- Owns 28 career special-teams tackles, including a career-best 13 stops in 2009 that ranked fourth on the Colts.
- Opened 37-of-48 games played at the University of Kentucky and finished his career ranked first in school history with 133 receptions for 1,417 yards and 11 touchdowns.
- Named a first-team All-Southeastern Conference selection following his final two seasons for the Wildcats to become the first tight end in school history to earn the honor twice in his career.
- Joined the Broncos as an unrestricted free agent on March 29, 2012.
- Selected by the Colts in the fourth round (127th overall) of the 2008 NFL Draft.

CAREER TRANSACTIONS: Signed by Indianapolis as a draft choice 7/23/08; Signed by Denver as an unrestricted free agent 3/29/12.



2011: Tamme played all 16 games (5 starts) for the second consecutive season and totaled 19 receptions for 177 yards (9.3 avg.) with one touchdown in addition to tying for the team lead with eight special-teams tackles.

2010: Tamme saw action in all 16 regular-season games, including a career-high eight starts, and tied for second on the Colts with 67 receptions for 631 yards (9.4 avg.) with four touchdowns—all coming in the last 10 games of the year after starting tight end Dallas Clark was placed on injured reserve... Added five special-teams tackles during the regular season... Grabbed a career-best 11 passes for 108 yards (9.8 avg.) with one touchdown at Phi. (11/7)... Totaled seven or more receptions in 7-of-10 games to end the season... Opened Indianapolis' AFC Wild Card Game vs. N.Y. Jets (1/8) and totaled five receptions for 46 yards (9.2 avg.).

2009: Tamme played all 16 games (1 start) for the first time in his career and ranked fourth on the club with 13 special-teams tackles in addition to collecting three receptions for 35 yards (11.7 avg.) on offense... Played in all three post-season games for the Colts, including Super Bowl XLIV vs. N.O. (2/7), and contributed three stops on special teams.

TAMME EXPLODES DOWN THE STRETCH IN 2010

MOST RECEPTIONS, NFL, 2010, WEEKS 8-17

	Player	Rec.	Yds.	Avg.	LG	TDs
1.	Jacob Tamme, Ind.	67	631	9.4	30	4
2.	Reggie Wayne, Ind.	66	753	11.4	50	4
3.	Roddy White, Atl.	61	642	10.5	33t	5
4.	Larry Fitzgerald, Ari.	55	734	13.3	41	2
5.	Andre Johnson, Hou.	54	728	13.5	60	6

2008: Selected by Indianapolis in the fourth round (127th overall) of the 2008 NFL Draft, Tamme played 12 games (0 starts) as a rookie and recorded three catches for 12 yards (4.0 avg.) to go along with two special-teams tackles... Played in the Colts' AFC Wild Card Game at S.D. (1/8).

COLLEGE: Tamme started 37-of-48 career games at the University of Kentucky and totaled 1,417 yards and 11 touchdowns on his 133 receptions that ranked first in school history and second all-time in Southeastern Conference annals among tight ends... Earned first-team All-SEC honors following his final two seasons and received a National Scholar-Athlete Award from the National Football Foundation and College Hall of Fame as a senior... Recognized as a finalist for the Draddy Award (Academic Heisman) and was selected to the National Good Works team and SEC Community Service Team.

PERSONAL: Tamme played wide receiver and defensive back at Boyle County High School in Danville, Ky., where he totaled 97 receptions for 1,866 yards (19.2 avg.) with 32 touchdowns and 23 interceptions for his prep career... Helped Boyle County win four consecutive state titles (named championship game MVP his final two years) and compile a 58-2 record during his four seasons... Jacob Tamme was born on March 15, 1985, in Danville, Ky.

TAMME'S REGULAR SEASON RECORD

		RECEIVING							SCORING					
Year	Club	G	S	No.	Yds.	Avg.	LG	TD	TD	TDr	TDp	TDrt	2pt	Pts.
2008	Indianapolis	12	0	3	12	4.0	6	0	0	0	0	0	0	0
2009	Indianapolis	16	1	3	35	11.7	21	0	0	0	0	0	0	0
2010	Indianapolis	16	8	67	631	9.4	30	4	4	0	4	0	0	24
2011	Indianapolis	16	5	19	177	9.3	29	1	1	0	1	0	0	6
CAREER TOTALS		60	14	92	855	9.3	30	5	5	0	5	0	0	30

ADDITIONAL STATISTICS: Special teams tackles — 2008 (2), 2009 (13), 2010 (5), 2011 (8), TOTAL (28).

TAMME'S POSTSEASON RECORD

		RECEIVING							SCORING					
Year	Club	G	S	No.	Yds.	Avg.	LG	TD	TD	TDr	TDp	TDrt	2pt	Pts.
2008	Indianapolis	1	0	0	0	0.0	—	0	0	0	0	0	0	0
2009	Indianapolis	3	0	0	0	0.0	—	0	0	0	0	0	0	0
2010	Indianapolis	1	1	5	46	9.2	15	0	0	0	0	0	0	0
CAREER TOTALS		5	1	5	46	9.2	15	0	0	0	0	0	0	0

ADDITIONAL STATISTICS: Special teams tackles — 2009 (3), TOTAL (3).

TAMME'S SINGLE-GAME HIGHS

(Postseason in parentheses)

Receptions — 11 at Philadelphia, 11/7/10 (5 vs. N.Y. Jets, 1/8/11). **Receiving yards** — 108 at Philadelphia, 11/7/10 (46 vs. N.Y. Jets, 1/8/11). **Longest reception** — 30 vs. San Diego, 11/28/10 (15 vs. N.Y. Jets, 1/8/11). **Receiving touchdowns** — 1, five times, last at Baltimore, 12/11/11 (none).

JACOB TAMME'S CAREER GAME-BY-GAME

(Victories asterisked)

2008 INDIANAPOLIS (12-4)			RECEIVING							SCORING	
Date	Opponent	P/S	No.	Yds.	Avg.	LG	TD			2pt.	Pts.
Sep 7	vs. Chicago	P	1	6	6.0	6	0			0	0
Games 2-4											
Oct 12	vs. Baltimore*	P	0	0	0.0	—	0			0	0
Oct 19	at Green Bay	P	0	0	0.0	—	0			0	0
Oct 27	at Tennessee										
Nov 2	vs. New England*	P	0	0	0.0	—	0			0	0
Nov 9	at Pittsburgh*	P	0	0	0.0	—	0			0	0
Nov 16	vs. Houston*	P	0	0	0.0	—	0			0	0
Nov 23	at San Diego*	P	0	0	0.0	—	0			0	0
Nov 30	at Cleveland*	P	0	0	0.0	—	0			0	0
Dec 7	vs. Cincinnati*	P	0	0	0.0	—	0			0	0
Dec 14	vs. Detroit*	P	0	0	0.0	—	0			0	0
Dec 18	at Jacksonville*	P	0	0	0.0	—	0			0	0
Dec 28	vs. Tennessee*	P	2	6	3.0	4	0			0	0
Regular Season Totals			12/0	3	12	4.0	6	0		0	0
Jan 8	at San Diego§	P	0	0	0.0	—	0			0	0
Postseason Totals			1/0	0	0	0.0	—	0		0	0

§AFC Wild Card Game


2009 INDIANAPOLIS (14-2)			RECEIVING					SCORING	
Date	Opponent	P/S	No.	Yds.	Avg.	LG	TD	2pt.	Pts.
Sep 13	vs. Jacksonville*	P	1	6	6.0	6	0	0	0
Sep 21	at Miami*	P	0	0	0.0	—	0	0	0
Sep 27	at Arizona*	P	0	0	0.0	—	0	0	0
Oct 4	vs. Seattle*	P	0	0	0.0	—	0	0	0
Oct 11	at Tennessee*	P	0	0	0.0	—	0	0	0
Oct 25	at St. Louis*	P	0	0	0.0	—	0	0	0
Nov 1	vs. San Francisco*	P	0	0	0.0	—	0	0	0
Nov 8	vs. Houston*	P	0	0	0.0	—	0	0	0
Nov 15	vs. New England*	P	0	0	0.0	—	0	0	0
Nov 22	at Baltimore*	P	0	0	0.0	—	0	0	0
Nov 29	at Houston*	P	0	0	0.0	—	0	0	0
Dec 6	vs. Tennessee*	P	0	0	0.0	—	0	0	0
Dec 13	vs. Denver*	P	0	0	0.0	—	0	0	0
Dec 17	at Jacksonville*	P	1	8	8.0	8	0	0	0
Dec 27	vs. N.Y. Jets	P	0	0	0.0	—	0	0	0
Jan 3	at Buffalo	S	1	21	21.0	21	0	0	0
Regular Season Totals		16/1	3	35	11.7	21	0	0	0
Jan 16	vs. Pittsburgh*§	P	0	0	0.0	—	0	0	0
Jan 24	at New England*†	P	0	0	0.0	—	0	0	0
Feb 7	vs. New Orleans§	P	0	0	0.0	—	0	0	0
Postseason Totals		3/0	0	0	0.0	—	0	0	0

§AFC Wild Card Game; †AFC Divisional Playoff Game; §Super Bowl XLIV

2010 INDIANAPOLIS (10-6)			RECEIVING					SCORING	
Date	Opponent	P/S	No.	Yds.	Avg.	LG	TD	2pt.	Pts.
Sep 12	at Houston	P	0	0	0.0	—	0	0	0
Sep 19	vs. N.Y. Giants*	P	0	0	0.0	—	0	0	0
Sep 26	at Denver*	P	0	0	0.0	—	0	0	0
Oct 3	at Jacksonville	P	0	0	0.0	—	0	0	0
Oct 10	vs. Kansas City*	P	0	0	0.0	—	0	0	0
Oct 17	at Washington*	P	0	0	0.0	—	0	0	0
Nov 1	vs. Houston*	S	6	64	10.7	26	1	0	6
Nov 7	at Philadelphia	P	11	108	9.8	22	1	0	6
Nov 14	vs. Cincinnati*	P	7	73	10.4	20	0	0	0
Nov 21	at New England	S	7	60	8.6	17	0	0	0
Nov 28	vs. San Diego	S	7	64	9.1	30	1	0	6
Dec 5	vs. Dallas	S	4	47	11.8	26	0	0	0
Dec 9	at Tennessee*	S	4	36	9.0	12	0	0	0
Dec 19	vs. Jacksonville*	S	7	34	4.9	9	0	0	0
Dec 26	at Oakland*	S	7	78	11.1	18t	1	0	6
Jan 2	vs. Tennessee*	S	7	67	9.6	18	0	0	0
Regular Season Totals		16/8	67	631	9.4	30	4	0	24
Jan 8	vs. N.Y. Jets§	S	5	46	9.2	15	0	0	0
Postseason Totals		1/1	5	46	9.2	15	0	0	0

§AFC Wild Card Game

2011 INDIANAPOLIS (2-14)			RECEIVING					SCORING	
Date	Opponent	P/S	No.	Yds.	Avg.	LG	TD	2pt.	Pts.
Sep 11	at Houston	S	0	0	0.0	—	0	0	0
Sep 18	vs. Cleveland	P	0	0	0.0	—	0	0	0
Sep 25	vs. Pittsburgh	P	0	0	0.0	—	0	0	0
Oct 3	at Tampa Bay	P	0	0	0.0	—	0	0	0
Oct 9	vs. Kansas City	P	0	0	0.0	—	0	0	0
Oct 16	at Cincinnati	P	1	1	1.0	1	0	0	0
Oct 23	at New Orleans	P	0	0	0.0	—	0	0	0
Oct 30	at Tennessee	P	0	0	0.0	—	0	0	0
Nov 6	vs. Atlanta	P	2	6	3.0	3	0	0	0
Nov 13	vs. Jacksonville	S	6	75	12.5	29	0	0	0
Nov 27	vs. Carolina	S	2	20	10.0	11	0	0	0
Dec 4	at New England	P	5	49	9.8	20	0	0	0
Dec 11	at Baltimore	P	1	13	13.0	13t	1	0	6
Dec 18	vs. Tennessee*	S	1	3	3.0	3	0	0	0
Dec 22	vs. Houston*	S	1	10	10.0	10	0	0	0
Jan 1	at Jacksonville	P	0	0	0.0	—	0	0	0
Regular Season Totals		16/5	19	177	9.3	29	1	0	6



DEMARIYUS THOMAS

6-3 • 229 • 3RD YR. • GEORGIA TECH

BORN: Dec. 25, 1987, in Montrose, Ga.


HIGH SCHOOL: West Laurens High School, Montrose, Ga.

ACQUIRED: Draft #1a (22nd overall), 2010

NFL YEAR: 3rd • **YEAR WITH BRONCOS:** 3rd

NFL GAMES PLAYED/STARTED: 21/7 • **POSTSEASON:** 2/2

WIDE RECEIVER


88

THOMAS AT A GLANCE:

- A third-year wide receiver who has played 21 career regular-season games (7 starts) totaling 834 receiving yards and six touchdowns on 54 catches (15.4 avg.).
- Led the Broncos in receiving yards in each of his final seven contests, including the postseason, in 2011 to set a franchise record.
- Fueled Denver's 29-23 win against Pittsburgh in the AFC Wild Card round (1/8/12) with his four-catch, 204-yard performance that included an 80-yard game-winning touchdown reception on the first play of overtime.
- Saw action in 10 games (2 starts) as a rookie in 2010 and finished sixth on the club with 22 receptions for 283 yards (12.9 avg.) with two touchdowns.
- Totaled eight receptions for 97 yards (12.1 avg.) with one touchdown in his NFL debut vs. Seattle (9/19/10) to mark the second-most catches by a Broncos rookie in his pro debut and become just the ninth player (since 1970) to record at least eight catches in their first NFL game.
- Finished his career at Georgia Tech ranked fourth in school history in receiving yards (2,339), fourth in touchdown catches (15) and seventh in receptions (120).
- Averaged nearly 20 yards per reception during his collegiate career, posting the fifth-best receiving average (19.5) for a career in Atlantic Coast Conference history.
- Selected by the Broncos in the first round (22nd overall) of the 2010 NFL Draft.

CAREER TRANSACTIONS: Signed by Denver as a draft choice 8/1/10.



2011: Thomas played 11 regular-season games (5 starts) and ranked second on the team with 32 receptions for 551 yards (17.2 avg.) with four touchdowns... Inactive for the first five games of the year while recovering from an offseason Achilles injury and a broken thumb suffered in training camp... Started both postseason contests and totaled 10 catches for 197 yards (29.7 avg.) with one score... Set a franchise record by leading the Broncos in receiving in the season's final seven games... Posted 25 receptions for 448 yards (17.9 avg.) with three touchdowns in Denver's final five regular-season games... Fueled Denver's 29-23 win vs. Pit. (1/8) in the AFC Wild Card Game when he caught an 80-yard touchdown reception on the first play of overtime (longest overtime scoring play in NFL postseason history)... Totaled four receptions for 204 yards against the Steelers to mark the most receiving yards by a Bronco in playoff history and the second-highest receiving average (51.0) in a single game in NFL annals.

2010: Selected by Denver in the first round (22nd overall) of the 2010 NFL Draft, Thomas played 10 games (2 starts) and totaled 22 receptions for 283 yards (12.9 avg.) with two touchdowns to go along with 16 kickoff returns for 398 yards (24.9 avg.)... Recorded eight receptions for 97 yards (12.1 avg.) with one touchdown vs. Sea. (9/19) in his NFL debut to mark the second-most catches by a Broncos rookie in his pro debut and become just the ninth player in league history (since 1970) to record at least eight catches in his first NFL game... Caught a 17-yard touchdown vs. NYJ (10/17) over All-Pro cornerback Darrelle Revis in the third quarter... Missed Denver's season opener at Jac. (9/12) with a foot injury that sidelined him the entire preseason... Inactive in Games 11-15 due to an ankle injury.

COLLEGE: Thomas played 39 games (36 starts) at Georgia Tech, where finished his career ranked fourth in

THOMAS MAKES POSTSEASON HISTORY

MOST RECEIVING YARDS, SINGLE GAME, BRONCOS POSTSEASON HISTORY

Player	Opponent	Rec.	Yds.	Avg.	TDs
1. Demaryius Thomas	vs. Pit. (1/8/12)	4	204	51.0	1
2. Steve Watson	vs. Pit. (12/30/84)	11	177	16.1	1
3. Haven Moses	vs. Oak. (1/1/78)	5	168	33.6	2
4. Shannon Sharpe	at LAA (1/9/94)	13	156	12.0	1
5. Rod Smith	vs. Atl. (1/31/99)	5	152	30.4	1

THOMAS IMPRESSIVE IN NFL DEBUT

MOST RECEPTIONS BY A BRONCOS ROOKIE IN HIS NFL/AFL DEBUT

Player	Opponent	Rec.	Yds.	Avg.	TDs
1. Eddie Royal	at Oak., 9/8/08	9	146	16.2	1
2. Damaryius Thomas	vs. Sea., 9/19/10	8	97	12.1	1
3. Billy Van Heusen	at K.C., 9/22/68	5	59	11.8	0
4. Sammy Winder	vs. S.D., 9/12/82	4	37	9.3	0
Mike Bell	at Stl., 9/10/06	4	30	7.5	0
Mark Jackson	vs. LAA, 9/7/96	4	26	6.5	0
Gerald Willhite	vs. S.D., 9/12/82	4	23	5.8	0

school history in receiving yards (2,339), fourth in touchdown catches (15) and seventh in receptions (120)... Averaged nearly 20 yards per reception during his career, posting the fifth-best receiving average (19.5) in Atlantic Coast Conference history... Earned third-team All-America honors from the Associated Press and first-team All-ACC accolades as a senior in 2009 after ranking second in the nation with a school-record 25.1-yard average on 46 catches for 1,154 yards, which ranked second all-time in Georgia Tech annals.

PERSONAL: Thomas attended West Laurens High School in Montrose, Ga., where he was a first-team Class AA all-state selection by the *Atlanta Journal Constitution* and a two-time all-region and All-Heart of Georgia choice... Caught 56 passes for 756 yards (13.5 avg.) with seven touchdowns as a senior... Played on the school's state championship basketball team... First name is pronounced duh-MARE-ee-us... Demaryius Thomas was born on Dec. 25, 1987, in Montrose, Ga.

THOMAS' REGULAR SEASON RECORD

Year	Club	RECEIVING							KICKOFF RETURNS				SCORING				
		G	S	No.	Yds.	Avg.	LG	TD	No.	Yds.	Avg.	LG	TD	TD	TDp	TDrt	2pt Pts.
2010	Denver	10	2	22	283	12.9	21	2	16	398	24.9	65	0	2	0	2	0
2011	Denver	11	5	32	551	17.2	47	4	0	0	0.0	—	0	4	0	4	0
CAREER TOTALS		21	7	54	834	15.4	47	6	16	398	24.9	65	0	6	0	6	0

ADDITIONAL STATISTICS: Rushing — 2010 (2-1, 0.5 avg., 1 LG), 2011 (1 for 5), TOTAL (3-6, 2.0 avg., 5 LG). Special teams tackles — 2010 (3), TOTAL (3). Miscellaneous tackles — 2010 (2), TOTAL (2). Fumbles — 2010 (1 FR), TOTAL (1 FR).

THOMAS' POSTSEASON RECORD

Year	Club	RECEIVING							KICKOFF RETURNS				SCORING				
		G	S	No.	Yds.	Avg.	LG	TD	No.	Yds.	Avg.	LG	TD	TD	TDp	TDrt	2pt Pts.
2011	Denver	2	2	10	297	29.7	80t	1	0	0	0.0	—	0	1	0	1	0
CAREER TOTALS		2	2	10	297	29.7	80t	1	0	0	0.0	—	0	1	0	1	0

THOMAS' SINGLE-GAME HIGHS

(Postseason in parentheses)

Receptions — 8 vs. Seattle, 9/19/10 (6 at New England, 1/14/12). **Receiving yards** — 144 at Minnesota, 12/4/11 (204 vs. Pittsburgh, 1/8/12). **Longest reception** — 47 at Buffalo, 12/24/11 (80t vs. Pittsburgh, 1/8/12). **Receiving touchdowns** — 2 at Minnesota, 12/4/11 (1 vs. Pittsburgh, 1/8/12). **Rushes** — 1, three times, last vs. Chicago, 12/11/11 (none). **Rushing yards** — 5 vs. Chicago, 12/11/11 (none). **Longest rush** — 5 vs. Chicago, 12/11/11 (none). **Rushing touchdowns** — None (none). **Kick returns** — 5 at San Francisco (London), 10/31/10 (none). **Kick return yards** — 144 at Tennessee, 10/3/10 (none). **Longest kick return** — 65 at Tennessee, 10/3/10 (none). **Kick return touchdowns** — None (none).

THOMAS' 100-YARD RECEIVING GAMES (3: INCLUDES 1 POSTSEASON)

*denotes win (Thomas' teams are 2-1, including postseason, when he records 100 or more yards receiving in a game.)

Date	Opponent	No.	Yds.	Avg.	LG	TD
12/4/11	at Minnesota*	4	144	36.0	42	2
12/18/11	vs. New England	7	116	16.6	39	0
1/8/12	vs. Pittsburgh*	4	204	51.0	80t	1

AFC Wild Card Game


DEMARIYUS THOMAS' CAREER GAME-BY-GAME

(Victories asterisked)

2010 DENVER (4-12)			RECEIVING					KICK RETURNS				SCORING		
Date	Opponent	P/S	No.	Yds.	Avg.	LG	TD	No.	Yds.	Avg.	LG	TD	2pt.	Pts.
Sep 12	at Jacksonville					INACTIVE								
Sep 19	vs. Seattle*	P	8	97	12.1	21t	1	0	0	0.0	—	0	0	6
Sep 26	vs. Indianapolis	P	2	43	21.5	27	0	0	0	0.0	—	0	0	0
Oct 3	at Tennessee*	P	1	9	9.0	9	0	4	144	36.0	65	0	0	0
Oct 10	at Baltimore	S	2	12	6.0	10	0	1	21	21.0	21	0	0	0
Oct 17	vs. N.Y. Jets	P	1	17	17.0	17t	1	0	0	0.0	—	0	0	6
Oct 24	vs. Oakland	P	1	6	6.0	6	0	1	3	3.0	3	0	0	0
Oct 31	at S.F. (London)	P	1	31	31.0	31	0	5	114	22.8	29	0	0	0
Nov 14	vs. Kansas City*	P	3	51	17.0	22	0	2	68	34.0	38	0	0	0
Nov 22	at San Diego	S	3	17	5.7	12	0	3	48	16.0	19	0	0	0
Games 11-15						INACTIVE								
Jan 2	vs. San Diego	P	0	0	0.0	—	0	0	0	0.0	—	0	0	0
Regular Season Totals			10/2	22	283	12.9	31	2	16	398	24.9	65	0	12

2011 DENVER (8-8)			RECEIVING					SCORING	
Date	Opponent	P/S	No.	Yds.	Avg.	LG	TD	2pt.	Pts.
Games 1-5									
Oct 23	at Miami*	P	3	27	9.0	15	1	0	6
Oct 30	vs. Detroit	S	1	10	10.0	10	0	0	0
Nov 6	at Oakland*	P	1	29	29.0	29	0	0	0
Nov 13	at Kansas City*	P	0	0	0.0	—	0	0	0
Nov 17	vs. N.Y. Jets*	S	2	37	18.5	28	0	0	0
Nov 27	at San Diego*	P	0	0	0.0	—	0	0	0
Dec 4	at Minnesota*	P	4	144	36.0	42	2	0	12
Dec 11	vs. Chicago*	S	7	78	11.1	16	1	0	6
Dec 18	vs. New England	S	7	116	16.6	39	0	0	0
Dec 24	at Buffalo	S	4	76	19.0	47	0	0	0
Jan 1	vs. Kansas City	P	3	34	11.3	17	0	0	0
Regular Season Totals		11/5	32	551	17.2	47	4	0	24
Jan 8	vs. Pittsburgh*§	S	4	204	51.0	80†	1	0	6
Jan 14	at New England†	S	6	93	15.5	41	0	0	0
Postseason Totals		2/2	10	297	29.7	80†	1	0	6

§AFC Wild Card Game; †AFC Divisional Playoff Game



JULIUS THOMAS

6-5 • 255 • 2ND YR. • PORTLAND STATE

BORN: June 27, 1988, in Stockton, Calif.


HIGH SCHOOL: Tokay High School, Lodi, Calif.

ACQUIRED: Draft #4b (129th overall), 2011

NFL YEAR: 2nd • **YEAR WITH BRONCOS:** 2nd

NFL GAMES PLAYED/STARTED: 5/1

TIGHT END



80

THOMAS AT A GLANCE:

- A second-year tight end who saw action in five games (1 start) for the Broncos as a rookie in 2011 despite being limited by an ankle injury suffered in Week 2.
- Started in Denver's season opener vs. Oakland (9/12/11) and joined three other teammates as the first rookie quartet to start a season opener since at least 1968.
- Played just one season of college football after starring basketball for Portland State University and earned first-team All-Big Sky Conference by finishing third on the Vikings with 29 receptions for 453 yards (15.6 avg.) with two touchdowns as a senior.
- Participated in the East-West Shrine Game following his senior season and caught a 5-yard touchdown to go along with a two-point conversion for the West.
- Lettered four times in basketball for the Vikings, leading them to their first two NCAA Tournament appearances in school history (2008, '09) and finishing as the program's all-time leader in games played (121), career wins (78) and field goal percentage (.663).
- Selected by the Broncos in the fourth round (129th overall) of the 2011 NFL Draft.

CAREER TRANSACTIONS: Signed by Denver as a draft choice 7/27/11.



2011: Selected by Denver in the fourth round (129th overall) of the 2011 NFL Draft, Thomas played five regular-season games (1 start) and posted one reception for five yards as a rookie... Joined three other teammates who became the first quartet of rookies to start a season opener for the Broncos since at least 1968... Inactive for 11 regular-season games and two playoff contests due to an ankle injury sustained in Denver's Week 2 win vs. Cin. (9/18).

COLLEGE: Thomas, who played just one season of college football, saw action in 11 games (1 start) for Portland State University in 2010 and earned first-team All-Big Sky Conference honors after finishing third on the team with 29 receptions for 453 yards (15.6 avg.) with two touchdowns... Hauled in nine passes of 20 or more yards and produced 18 first downs... Invited to play in the East-West Shrine Game, where he hauled in a 5-yard touchdown pass and caught the ensuing two-point conversion to account for the West's only points of the game... Walked on to the football team during the spring after exhausting his eligibility in basketball.

PERSONAL: Thomas attended Tokay High School in Lodi, Calif., where he was a standout center and power forward on the basketball team... Helped lead Tokay to a 25-9 overall record and a Sac-Joaquin Section title during his senior year when he was named co-Player of the Year by *The Record* (San Joaquin)... Lettered four seasons in basketball at Portland State, setting school records for games played (121), career wins (78) and field goal per-

centage (.663)... Named to the Big Sky Conference All-Tournament Team in 2008 and '09, helping the Vikings capture conference titles and advance to the NCAA Tournament in both seasons... Averaged 10.8 points and 5.9 rebounds while shooting a school-record .671 from the floor as a senior... Graduated from Portland State with a degree in business administration... Julius Thomas was born on June 27, 1988, in Stockton, Calif.

THOMAS' REGULAR SEASON RECORD

Year	Club	G	S	No.	RECEIVING				TD	SCORING				2pt	Pts.
					Yds.	Avg.	LG	TD		TD	TDp	TDrt			
2011	Denver	5	1	1	5	5.0	5	0	0	0	0	0	0	0	0
CAREER TOTALS		5	1	1	5	5.0	5	0	0	0	0	0	0	0	0

ADDITIONAL STATISTICS: Special teams tackles — 2011 (3), TOTAL (3). Miscellaneous tackles — 2011 (1), TOTAL (1).

JULIUS THOMAS' CAREER GAME-BY-GAME

(Victories asterisked)

2011 DENVER (8-8)			RECEIVING					SCORING		
Date	Opponent	P/S	No.	Yds.	Avg.	LG	TD	2pt.	Pts.	
Sep 12	vs. Oakland	S	0	0	0.0	—	0	0	0	
Sep 18	vs. Cincinnati*	P	1	5	5.0	5	0	0	0	
Games 3-6			INACTIVE							
Oct 30	vs. Detroit	P	0	0	0.0	—	0	0	0	
Nov 6	at Oakland*	P	0	0	0.0	—	0	0	0	
Nov 13	at Kansas City*	P	0	0	0.0	—	0	0	0	
Games 10-16			INACTIVE							
Regular Season Totals		5/1	1	5	5.0	5	0	0	0	
Jan 8	vs. Pittsburgh*§		INACTIVE							
Jan 14	at New England†		INACTIVE							
Postseason Totals		0/0	0	0	0.0	—	0	0	0	

§AFC Wild Card Game; †AFC Divisional Playoff Game



SYD'QUAN THOMPSON

5-9 • 191 • 3RD YR. • CALIFORNIA

BORN: Feb. 7, 1987, in Sacramento, Calif.

HIGH SCHOOL: Grant High School, Sacramento, Calif.

ACQUIRED: Draft #7a (225th overall), 2010

NFL YEAR: 3rd • **YEAR WITH BRONCOS:** 3rd

NFL GAMES PLAYED/STARTED: 13/0

CORNERBACK



21

THOMPSON AT A GLANCE:

- A third-year cornerback who played 13 games (0 starts) as rookie in 2010 before missing the entire 2011 campaign with an Achilles injury.
- Tied for the team lead with two interceptions (20 yds.) as a rookie to go along with 10 tackles (7 solo), four passes defended and one fumble recovery.
- Collected eight special-teams tackles (5 solo) to tie for fifth on the team and added three punt returns for 18 yards (6.0 avg.) in 2010.
- Recorded the second interception of his rookie season vs. Houston (12/26/10) in the fourth quarter to preserve Denver's 24-23 come-from-behind win.
- Started all 52 possible games at the University of California to set a school record while earning first-team All-Pacific-10 Conference honors as well as his team's Most Valuable Defensive Back award following his final two seasons.
- Broke up a school-record 36 career passes for the Golden Bears and added seven interceptions (204 yds.) and 257 tackles (166 solo), including 20 tackles for a loss (65 yds.).
- Selected by the Broncos in the seventh round (225th overall) of the 2010 NFL Draft.

CAREER TRANSACTIONS: Signed by Denver as a draft choice 5/21/10; Placed on injured reserve by Denver 9/3/11.



2011: Thomas missed the entire year after injuring his Achilles in Denver's preseason finale and being placed on injured reserve on Sept. 3.

2010: Selected by the Broncos in the seventh round (225th overall) of the 2010 NFL Draft, Thompson played 13 games (0 starts) and totaled 10 tackles (7 solo), four passes defended and one fumble recovery on defense while tying for the team lead with two interceptions (20 yds.)... Added eight tackles (5 solo) and one fumble

recovery on special teams in addition to returning three punts for 18 yards (6.0 avg.)... Sealed Denver's 24-23 come-from-behind win vs. Hou. (12/26) with an interception in the fourth quarter.

COLLEGE: Thompson earned first-team All-Pacific-10 Conference honors during each of his final two seasons at the University of California, where he set a school record by starting all 52 possible games during his four-year career... Broke up a program-record 36 career passes in addition to posting seven interceptions (204 yds.) and 257 tackles (166 solo), including 20 tackles for a loss (65 yds.)... Ended his career for the Golden Bears with his team's Most Valuable Defensive Back award for the second consecutive year as a senior in 2009.

PERSONAL: Thompson was a three-time all-state performer at Grant High School in Sacramento, Calif., where he recorded more than 70 tackles and rushed for 1,136 yards and 13 touchdowns as a senior to earn All-America honors from *PrepStar* and *SuperPrep*... Majored in social welfare at California... First name is pronounced SID-KWAN... Syd'Quan Tramele Thompson was born on Feb. 7, 1987, in Sacramento, Calif.

THOMPSON'S REGULAR SEASON RECORD

Year	Club	G	S	UT	A	TT	S-Yds.	I-Yds.	PD	FF	FR	TD-Int.	TD-FR	S	Pts.
2010	Denver	13	0	7	3	10	0-0	2-20	4	0	1	0	0	0	0
2011	Denver						INJURED RESERVE								
CAREER TOTALS		13	0	7	3	10	0-0	2-20	4	0	1	0	0	0	0

ADDITIONAL STATISTICS: Special teams tackles — 2010 (8), TOTAL (8). Fumbles — 2010 (1 FR), TOTAL (1 FR).

SYD'QUAN THOMPSON'S CAREER GAME-BY-GAME

(Victories asterisked)

2010 DENVER (4-12)			TACKLES							
Date	Opponent	P/S	UT	A	TT	S-Yds.	I-Yds.	PD	FF	FR
Games 1-2				INACTIVE						
Sep 26	vs. Indianapolis	P	0	0	0	0-0	0-0	0	0	0
Oct 3	at Tennessee*	P	0	0	0	0-0	0-0	0	0	0
Oct 10	at Baltimore			INACTIVE						
Oct 17	vs. N.Y. Jets	P	1	0	1	0-0	1-18	2	0	0
Oct 24	vs. Oakland	P	0	0	0	0-0	0-0	0	0	1
Oct 31	at San Francisco (London)	P	0	0	0	0-0	0-0	0	0	0
Nov 14	vs. Kansas City*	P	0	1	1	0-0	0-0	0	0	0
Nov 22	at San Diego	P	0	0	0	0-0	0-0	0	0	0
Nov 28	vs. St. Louis	P	1	1	2	0-0	0-0	0	0	0
Dec 5	at Kansas City	P	0	1	1	0-0	0-0	0	0	0
Dec 12	at Arizona	P	3	0	3	0-0	0-0	1	0	0
Dec 19	at Oakland	P	1	0	1	0-0	0-0	0	0	0
Dec 26	vs. Houston*	P	0	0	0	0-0	1-2	1	0	0
Jan 2	vs. San Diego	P	1	0	1	0-0	0-0	0	0	0
Regular Season Totals		13/0	7	3	10	0-0	2-10	4	0	1



MITCH UNREIN

6-4 • 291 • 2ND YR. • WYOMING

BORN: March 25, 1987, in Eaton, Colo.

HIGH SCHOOL: Eaton High School, Eaton, Colo.

ACQUIRED: Free Agent, 2010

NFL YEAR: 2nd • **YEAR WITH BRONCOS:** 2nd

NFL GAMES PLAYED/STARTED: 14/0 • **POSTSEASON:** 2/0

DEFENSIVE TACKLE



96

UNREIN AT A GLANCE:

- A second-year player who saw time in 14 games as a reserve defensive lineman with the Broncos in 2011 and collected seven tackles (5 solo) along with one special-teams stop.
- Competed with the Texans during training camp as a rookie in 2010 before being signed by the Broncos and spending the final 11 weeks of the season on the club's practice squad.
- Received honorable mention All-Mountain West Conference distinction in each of his final three seasons at the University of Wyoming, where he totaled 162 career tackles and 10.5 sacks.
- Named the Defensive MVP of the New Mexico Bowl in 2009 after collecting six tackles, two sacks, one forced fumble and one fumble recovery for the Cowboys.
- Joined the Broncos as a practice-squad signee on Oct. 20, 2010.
- Entered the NFL with Houston as a college free agent on May 7, 2010.

CAREER TRANSACTIONS: Signed by Houston as a college free agent 5/7/10; Waived by Houston 9/4/10; Signed by Denver (practice squad) 10/20/10; Signed by Denver to a future contract 1/3/11.



2011: Unrein played 14 games (0 starts) for the Broncos in the regular season and totaled seven tackles (5 solo) along with one special-teams stop... Saw action in both of Denver's playoff games and collected one tackle.

2010: Unrein, who entered the NFL with Houston as a college free agent on May 7, was waived by the Texans during final roster cutdowns before signing with Denver on Oct. 20 and spending the final 11 weeks of the season on the club's practice squad.

COLLEGE: Unrein totaled 162 tackles (67 solo), 20.5 tackles for losses (75 yds.) and 10.5 sacks (75 yds.) with two forced fumbles and one fumble recovery in 48 career games (38 starts) for the University of Wyoming... Garnered honorable mention All-Mountain West Conference accolades in each of his final three years for the Cowboys... Registered 41 total tackles, including six tackles for a loss (21 yds.) and four sacks (17 yds.), as a senior and was named the Defensive MVP of the New Mexico Bowl in 2009 after collecting six tackles, two sacks, one forced fumble and one fumble recovery.

PERSONAL: Unrein earned first-team all-state honors as a junior and senior at Eaton High School in Eaton, Colo., where he was also among the top wrestlers in the state... Mitch Unrein was born on March 25, 1987, in Eaton, Colo.

UNREIN'S REGULAR SEASON RECORD

Year	Club	G	S	UT	A	TT	S-Yds.	I-Yds.	PD	FF	FR	TD-Int.	TD-FR	S	Pts.
2010	Denver						PRACTICE SQUAD								
2011	Denver	14	0	5	2	7	0-0	0-0	0	0	0	0	0	0	0
CAREER TOTALS		14	0	0	0	0	0-0	0-0	0	0	0	0	0	0	0

ADDITIONAL STATISTICS: Special teams tackles — 2011 (1), TOTAL (1).

UNREIN'S POSTSEASON RECORD

Year	Club	G	S	UT	A	TT	S-Yds.	I-Yds.	PD	FF	FR	TD-Int.	TD-FR	S	Pts.
2011	Denver	2	0	0	1	1	0-0	0-0	0	0	0	0	0	0	0
CAREER TOTALS		2	0	0	1	1	0-0	0-0	0	0	0	0	0	0	0

MITCH UNREIN'S CAREER GAME-BY-GAME

(Victories asterisked)

2011 DENVER (8-8)		TACKLES													
Date	Opponent	P/S	UT	A	TT	S-Yds.	I-Yds.	PD	FF	FR					
Sep 12	vs. Oakland	P	2	0	2	0-0	0-0	0	0	0					
Sep 18	vs. Cincinnati*	P	0	0	0	0-0	0-0	0	0	0					
Sep 25	at Tennessee	P	0	0	0	0-0	0-0	0	0	0					
Oct 2	at Green Bay	P	1	1	2	0-0	0-0	0	0	0					
Oct 9	vs. San Diego														
Oct 23	at Miami*	P	1	0	1	0-0	0-0	0	0	0					
Oct 30	vs. Detroit	P	0	0	0	0-0	0-0	0	0	0					
Nov 6	at Oakland*	P	0	0	0	0-0	0-0	0	0	0					
Nov 13	at Kansas City*	P	0	0	0	0-0	0-0	0	0	0					
Nov 17	vs. N.Y. Jets*	P	0	0	0	0-0	0-0	0	0	0					
Nov 27	at San Diego*	P	1	0	1	0-0	0-0	0	0	0					
Dec 4	at Minnesota*	P	0	0	0	0-0	0-0	0	0	0					
Dec 11	vs. Chicago*	P	0	0	0	0-0	0-0	0	0	0					
Dec 18	vs. New England	P	0	0	0	0-0	0-0	0	0	0					
Dec 24	at Buffalo														
Jan 1	vs. Kansas City	P	0	1	1	0-0	0-0	0	0	0					
Regular Season Totals			14/0	5	2	7	0-0	0-0	0	0					
Jan 8	vs. Pittsburgh* ^S	P	0	0	0	0-0	0-0	0	0	0					
Jan 14	at New England [†]	P	0	1	1	0-0	0-0	0	0	0					
Postseason Totals			2/0	0	1	1	0-0	0-0	0	0					

^SAFC Wild Card Game; [†]AFC Divisional Playoff Game



KEVIN VICKERSON

6-5 • 290 • 7TH YR. • MICHIGAN STATE

BORN: Jan 8, 1983, in Detroit, Mich.

HIGH SCHOOL: Martin Luther King Jr. High School, Detroit, Mich.

ACQUIRED: Free Agent, 2010

NFL YEAR: 7th • **YEAR WITH BRONCOS:** 3rd

NFL GAMES PLAYED/STARTED: 44/18 • **POSTSEASON:** 2/0

DEFENSIVE TACKLE




VICKERSON AT A GLANCE:

- A seventh-year defensive tackle who has played 44 career NFL games (18 starts) in seven seasons with Denver (2010-11), Tennessee (2007-09) and Miami (2005-06) in addition to a 10-game stint with NFL Europe in 2007.

- Set career highs in games played (15) and starts (12) in his first season with Denver in 2010, finishing second among the club's defensive linemen with 42 tackles (33 solo), including a career-high two sacks (4 yds.), with one interception (4 yds.) and one forced fumble.
- Posted a personal-best 49 tackles (24 solo) in 13 games (2 starts) for Tennessee in 2009.
- Started 10 games for NFL Europe's Cologne Centurions in 2007, where he was named a first-team All-NFL Europa selection after posting 31 tackles and 3.5 sacks.
- Lettered four years at Michigan State University, where he played 44 games (19 starts) and totaled 113 tackles, including 8.5 sacks and 24.5 tackles for a loss, in addition to 19 quarterback pressures, one fumble recovery and two blocked kicks.
- Joined the Broncos as a free agent on Sept. 7, 2010.
- Selected by Miami in the seventh round (216th overall) of the 2005 NFL Draft.

CAREER TRANSACTIONS: Signed by Miami as a draft choice 7/25/05; Placed on injured reserve (knee) by Miami on 9/3/05; Waived by Miami 8/27/07; Signed by Tennessee (practice squad) 10/31/07; Signed by Tennessee (active roster) 11/27/07; Placed on reserve/suspended list by Commissioner 12/5/08; Suspension lifted by Commissioner 1/5/09; Traded to Seattle 4/24/10; Waived by Seattle 9/6/10; Signed by Denver 9/7/10; Placed on injured reserve by Denver 10/10/11.



2011: Vickerson started four of Denver's first five games and totaled four tackles (3 solo) before being placed on injured reserve with an ankle injury on Oct. 10.

2010: Vickerson played a career-high 15 games (12 starts) for the Broncos after being waived by Seattle at the conclusion of the preseason and signing with Denver on Sept. 7... Totaled 42 tackles (33 solo), including a personal-best two sacks (4 yds.), with one interception (4 yds.), three passes defended and one forced fumble... Started 12 of Denver's final 13 games, missing the Broncos' International Series Game at S.F. (10/31) in London with a groin injury.

2009: Vickerson appeared in 13 games (2 starts) with Tennessee and posted a career-high 49 tackles (24 solo) and three pass breakups... Started his first career game at defensive tackle vs. Jac. (11/1).

2008: Vickerson played seven games (0 starts) and was inactive for five contests with Tennessee, posting 23 tackles (10 solo), including 1.5 sacks (7.5 yds.), with one pass defended and one fumble recovery... Contributed a career-best seven tackles (4 solo) and recovered a fumble vs. NYJ (11/23)... Recorded his first career sack at Det. (11/27)... Played in Tennessee's AFC Divisional Playoff Game vs. Bal. (1/10) and tallied four solo tackles for the Titans.

2007: Vickerson played four games (0 starts) and totaled three tackles (2 solo) for Tennessee after a four-week stint on the Titans' practice squad and an assignment with NFL Europe's Cologne Centurions... Waived by Miami on Aug. 27 and allocated to the Centurions, where he started 10 games and posted 31 tackles, including 3.5 sacks, to earn first-team All-NFL Europa honors... Signed to Tennessee's practice squad on Oct. 31 before being called up to the Titans' active roster on Nov. 27... Made his NFL debut vs. Hou. (12/2) and collected two tackles.

2006: Vickerson was inactive for all 16 games with Miami.

2005: Selected by Miami in the seventh round (216th overall) of the 2005 NFL Draft, Vickerson posted five tackles, including one sack, in the preseason before injuring his knee and being placed on injured reserve on Sept. 3.

COLLEGE: Vickerson played 44 games (19 starts) at Michigan State University, where he tallied 113 tackles, 8.5 sacks, 8.5 sacks, 24.5 tackles for a loss, 19 quarterback pressures, one fumble recovery and two blocked kicks... Started 11 games as a senior and posted career highs in tackles (46), tackles for a loss (10.5) and sacks (4.5)... Opened six games as a sophomore and two more during his freshman season.

PERSONAL: Vickerson attended Martin Luther King Jr. High School in Detroit, where he earned PrepStar All-America honors following his senior season in which he helped his team to a 10-1 record and a Public School League title... Majored in criminal justice at Michigan State... Kevin Darnell Vickerson was born on Jan. 8, 1983, in Detroit.

VICKERSON'S REGULAR SEASON RECORD

Year	Club	G	S	UT	A	TT	S-Yds.	I-Yds.	PD	FF	FR	TD-Int.	TD-FR	S	Pts.
2005	Miami														
2006	Miami	0	0	0	0	0	0-0	0-0	0	0	0	0	0	0	0
2007	Tennessee	4	0	2	1	3	0-0	0-0	0	0	0	0	0	0	0
2008	Tennessee	7	0	10	13	23	1.5-7.5	0-0	1	0	1	0	0	0	0
2009	Tennessee	13	2	24	25	49	0-0	0-0	3	0	0	0	0	0	0
2010	Denver	15	12	33	9	42	2-4	1-4	3	1	0	0	0	0	0
2011	Denver	5	4	3	1	4	0-0	0-0	0	0	0	0	0	0	0
CAREER TOTALS		44	18	72	49	121	3.5-11.5	1-4	7	1	1	0	0	0	0
BRONCOS TOTALS		20	16	36	10	46	2-4	1-4	3	1	0	0	0	0	0

VICKERSON'S POSTSEASON RECORD

Year	Club	G	S	UT	A	TT	S-Yds.	I-Yds.	PD	FF	FR	TD-Int.	TD-FR	S	Pts.
2007	Tennessee	1	0	0	0	0	0-0	0-0	0	0	0	0	0	0	0
2008	Tennessee	1	0	4	0	4	0-0	0-0	0	0	0	0	0	0	0
CAREER TOTALS		2	0	4	0	4	0-0	0-0	0	0	0	0	0	0	0

VICKERSON'S SINGLE-GAME HIGHS

(Postseason in parentheses)

Sacks — 1, three times, last vs. San Diego, 1/2/11 (none). **Sack yards** — 4, twice, last vs. San Diego, 1/2/11 (none). **Interceptions** — 1 at Oakland, 12/19/10 (none). **Interception return yards** — 4 at Oakland, 12/19/10 (none).

KEVIN VICKERSON' CAREER GAME-BY-GAME

(Victories asterisked)

2007 TENNESSEE (10-6) TACKLES										
Date	Opponent	P/S	UT	A	TT	S-Yds.	I-Yds.	PD	FF	FR
Games 1-7										
Games 8-11										
Dec 2	vs. Houston*	P	1	1	2	0-0	0-0	0	0	0
Dec 9	vs. San Diego	P	0	0	0	0-0	0-0	0	0	0
Dec 16	at Kansas City*	P	1	0	1	0-0	0-0	0	0	0
Dec 23	vs. N.Y. Jets*	P	0	0	0	0-0	0-0	0	0	0
Dec 30	at Indianapolis*					INACTIVE				
Regular Season Totals		4/0	2	1	3	0-0	0-0	0	0	0
Jan 6	at San Diego [§]	P	0	0	0	0-0	0-0	0	0	0
Postseason Totals		1/0	0	0	0	0-0	0-0	0	0	0
SAFC Wild Card Game										
2008 TENNESSEE (13-3) TACKLES										
Date	Opponent	P/S	UT	A	TT	S-Yds.	I-Yds.	PD	FF	FR
Sep 7	vs. Jacksonville*	P	0	2	2	0.5-3.5	0-0	0	0	0
Sep 14	at Cincinnati*	P	0	1	1	0-0	0-0	0	0	0
Games 3-5										
Oct. 19	at Kansas City*	P	2	2	4	0-0	0-0	0	0	0
Games 7-8										
Nov 9	at Chicago*	P	2	1	3	0-0	0-0	0	0	0
Nov 16	at Jacksonville*	P	1	2	3	0-0	0-0	1	0	0
Nov 23	vs. N.Y. Jets	P	4	3	7	0-0	0-0	0	0	1
Nov 27	at Detroit*	P	1	2	3	1-4	0-0	0	0	0
Games 13-16										
SUSPENDED BY COMMISSIONER										
Regular Season Totals		7/0	10	13	23	1.5-7.5	0-0	1	0	1
Jan 10	vs. Baltimore†	P	4	0	4	0-0	0-0	0	0	0
Postseason Totals		1/0	4	0	4	0-0	0-0	0	0	0
†AFC Divisional Playoff Game										
2009 TENNESSEE (8-8) TACKLES										
Date	Opponent	P/S	UT	A	TT	S-Yds.	I-Yds.	PD	FF	FR
Sep 10	at Pittsburgh	P	2	3	5	0-0	0-0	0	0	0
Sep 20	vs. Houston			INACTIVE						
Sep 27	at N.Y. Jets	P	4	1	5	0-0	0-0	0	0	0
Oct 4	at Jacksonville	P	1	3	4	0-0	0-0	1	0	0
Oct 11	vs. Indianapolis	P	1	2	3	0-0	0-0	1	0	0
Oct 18	at New England	P	3	3	6	0-0	0-0	0	0	0
Nov 1	vs. Jacksonville*	S	1	1	2	0-0	0-0	0	0	0
Nov 8	at San Francisco*	P	0	2	2	0-0	0-0	0	0	0
Nov 15	vs. Buffalo*			INACTIVE						
Nov 23	at Houston*	P	1	2	3	0-0	0-0	1	0	0
Nov 29	vs. Arizona*	P	0	3	3	0-0	0-0	0	0	0
Dec 6	at Indianapolis	P	1	1	2	0-0	0-0	0	0	0
Dec 13	vs. St. Louis*			INACTIVE						
Dec 20	vs. Miami*	P	4	1	5	0-0	0-0	0	0	0
Dec 25	vs. San Diego	P	4	1	5	0-0	0-0	0	0	0
Jan 3	at Seattle*	S	2	2	4	0-0	0-0	0	0	0
Regular Season Totals		13/2	24	25	49	0-0	0-0	3	0	0
2010 DENVER (4-12) TACKLES										
Date	Opponent	P/S	UT	A	TT	S-Yds.	I-Yds.	PD	FF	FR
Sep 12	at Jacksonville	P	1	0	1	0-0	0-0	0	0	0
Sep 19	vs. Seattle*	P	1	0	1	0-0	0-0	0	0	0
Sep 26	vs. Indianapolis	P	1	1	2	0-0	0-0	1	0	0
Oct 3	at Tennessee*	S	3	3	6	0-0	0-0	0	0	0
Oct 10	at Baltimore	S	3	2	5	0-0	0-0	0	0	0
Oct 17	vs. N.Y. Jets	S	1	0	1	0-0	0-0	0	0	0
Oct 24	vs. Oakland	S	0	0	0	0-0	0-0	0	0	0
Oct 31	at San Francisco (London)			INACTIVE						
Nov 14	vs. Kansas City*	S	5	0	5	0-0	0-0	1	1	0
Nov 22	at San Diego	S	4	1	5	0-0	0-0	0	0	0
Nov 28	vs. St. Louis	S	3	0	3	1-0	0-0	0	0	0
Dec 5	at Kansas City	S	2	2	4	0-0	0-0	0	0	0
Dec 12	at Arizona	S	5	0	5	0-0	0-0	0	0	0
Dec 19	at Oakland	S	1	0	1	0-0	1-4	1	0	0
Dec 26	vs. Houston*	S	2	0	2	0-0	0-0	0	0	0
Jan 2	vs. San Diego	S	1	0	1	1-4	0-0	0	0	0
Regular Season Totals		15/12	33	9	42	2-4	1-4	3	1	0

2011 DENVER (8-8)		TACKLES								
Date	Opponent	P/S	UT	A	TT	S-Yds.	I-Yds	PD	FF	FR
Sep 12	vs. Oakland	S	1	0	1	0-0	0-0	0	0	0
Sep 18	vs. Cincinnati*	S	0	0	0	0-0	0-0	0	0	0
Sep 25	at Tennessee	S	0	0	0	0-0	0-0	0	0	0
Oct 2	at Green Bay	P	1	1	2	0-0	0-0	0	0	0
Oct 9	vs. San Diego	S	1	0	1	0-0	0-0	0	0	0
PLACED ON INJURED RESERVE ON OCT. 10										
Regular Season Totals		5/4	3	1	4	0-0	0-0	0	0	0



J.D. WALTON

6-3 • 305 • 3RD YR. • BAYLOR

BORN: March 24, 1987, in Lawton, Okla.

HIGH SCHOOL: Allen High School, Allen, Texas

ACQUIRED: Draft #3a (80th overall), 2010

NFL YEAR: 3rd • **YEAR WITH BRONCOS:** 3rd

NFL GAMES PLAYED/STARTED: 32/32 • **POSTSEASON:** 2/2

CENTER




WALTON AT A GLANCE:

- A third-year center who has opened all 32 regular-season games during his first two seasons as one of just three offensive linemen who entered the NFL in 2010 to accomplish that feat.
- Played every snap for the Broncos in 2011 and helped the team lead the NFL with a franchise-record 2,632 rushing yards.
- Started all 16 games as a rookie in 2010 as just the fifth offensive lineman (only center) in franchise history to achieve that mark.
- Allowed only three sacks in 619 pass plays while missing just one snap during his rookie campaign.
- Started 36 games in three seasons at Baylor University, where he was credited with allowing only three sacks in 721 pass plays during his final two years.
- Honored as a first-team All-American during his final season at Baylor in 2009, becoming the school's first offensive or defensive player to achieve that status in 18 years.
- Selected by the Broncos in the third round (80th overall) of the 2010 NFL Draft.

CAREER TRANSACTIONS: Signed by Denver as a draft choice 6/17/10.



2011: Walton started all 32 regular-season games for the second consecutive season to begin his career and helped the Broncos set a team record with 164.5 rushing yards per game to lead the NFL... Started both of Denver's postseason games.

2010: Selected by the Broncos in the third round (80th overall) of the 2010 NFL Draft, Walton started all 16 games to become the first rookie center in franchise history to accomplish that feat and just the fifth offensive lineman overall... Missed just one snap the entire season and joined four other rookie NFL offensive linemen as 16-game starters in 2010... Credited with allowing only three sacks in 619 pass plays that he participated in.

COLLEGE: Walton started all 36 games played in three seasons at Baylor University, where he earned first-team All-America honors as a senior to become the school's first offensive or defensive player in 18 seasons to achieve that distinction... Named one of six finalists for the Rimington Trophy (nation's best center) in 2009 and was named to the Big 12 Conference Commissioner's Honor Roll for the third consecutive year... Recorded 291 career knockdown/key blocks and allowed just three sacks in 721 pass plays during his final two seasons... Transferred to Baylor from Arizona State University, where he redshirted as a true freshman in 2005.

PERSONAL: Walton was a first-team All-District 9-5A and all-county selection as a senior at Allen High School in Allen, Texas, where he posted 79 pancake blocks during his final prep season... Majored in speech communications at Baylor... Justin Daniel Walton was born on March 24, 1987, in Lawton, Okla.

WALTON OFF TO A GREAT START

MOST REGULAR-SEASON STARTS AMONG OFFENSIVE LINEMEN WHO ENTERED THE NFL IN 2010

	Player	Pos.	No.
1.	J.D. Walton, Den.	C	32
	Anthony Davis, S.F.	RT	32
	Mike Iupati, S.F.	LG	32
4.	Zane Beadles, Den.	G/T	30
	Maurkice Pouncey, Pit.	C	30

WALTON'S REGULAR SEASON RECORD

Year	Club	G	S
2010	Denver	16	16
2011	Denver	16	16
CAREER TOTALS		32	32

ADDITIONAL STATISTICS: Miscellaneous tackles — 2011 (1), TOTAL (1).

WALTON'S POSTSEASON RECORD

Year	Club	G	S
2011	Denver	2	2
CAREER TOTALS		2	2

ADDITIONAL STATISTICS: Fumbles — 2011 (1FR), TOTAL (1FR).



TY WARREN

6-5 • 300 • 10TH YR. • TEXAS A&M

BORN: Feb. 6, 1981, in Bryan, Texas

HIGH SCHOOL: Bryan High School, Bryan, Texas

ACQUIRED: Free Agent, 2011

NFL YEAR: 10th • **YEAR WITH BRONCOS:** 2nd

NFL GAMES PLAYED/STARTED: 105/92 • **POSTSEASON:** 15/11

DEFENSIVE TACKLE



94

WARREN AT A GLANCE:

- A 10th-year defensive tackle who started 92-of-105 career regular-season games and 11-of-15 postseason contests in his first seven NFL seasons with New England before missing the 2010 and 2011 campaigns due to injury.
- Helped the Patriots capture six division championships, three conference titles and two Super Bowl wins from 2003-09, as part of a defense that ranked in the Top 10 five times during that stretch.
- Played at least 13 games in each of his first seven seasons before missing the entire 2010 campaign with a hip injury.
- Earned a spot on the *USA Today* All-Joe Team in 2008 after starting all 13 games played and posting 65 tackles (38 solo), two sacks (11 yds.), one forced fumble and one fumble recovery.
- Finished second on the Patriots with a career-high 117 tackles (66 solo) and added a personal-best 7.5 sacks (45 yds.) in 2006 to earn All-Pro honors from *Sports Illustrated* (Peter King).
- Totaled 144 tackles (78 solo) and 13.5 sacks (72 yds.) during his career at Texas A&M University where he earned multiple All-Big 12 Conference accolades.
- Joined the Broncos as a free agent on Aug. 4, 2011.
- Selected by the Patriots in the first round (13th overall) of the 2003 NFL Draft.

CAREER TRANSACTIONS: Signed by New England as a draft choice 7/21/03; Placed on injured reserve (hip) by New England 8/13/10; Released by New England 7/29/11; Signed by Denver 8/3/11; Placed on injured reserve by Denver 9/17/11.



2011: Warren injured his triceps during the preseason and was inactive for Denver's season opener before being placed on injured reserve on Sept. 17.

2010: Warren was placed on injured reserve (hip) on Aug. 13 and missed the entire season.

2009: Warren played 13 games (12 starts) and collected 57 tackles (37 solo), one sack (9 yds.) and one pass defended for New England... Started at defensive end in the Patriots' AFC Wild Card Game vs. Bal. (1/10) and totaled nine tackles (5 solo)... Played in his 100th regular-season game vs. Mia. (11/8).

2008: Warren started all 13 games played and finished seventh on the team with 65 tackles (38 solo), two sacks (11 yds.), one forced fumble and one fumble recovery... Named to the *USA Today* All-Joe Team... Led the team with a season-high eight tackles, including his second sack of the season, vs. Buf. (11/9).

2007: Warren, who was voted a defensive captain by his teammates, started all 16 regular-season games for the third time in his career and opened all three of New England's postseason contests as well... Ranked second on the team with 83 tackles (47 solo) in addition to four sacks (27.5 yds.) and three fumble recoveries during the regular season... Contributed 18 tackles (13 solo), one sack (8 yds.) and one forced fumble during the playoffs... Recovered two fumble vs. Was. (10/28).

2006: Warren started all 15 games played and finished second on the team with a career-high 117 tackles (66 solo) to go along with 7.5 sacks (45 yds.), two passes defended, one forced fumble and one fumble recovery... Opened three playoff games and tallied 12 tackles (11 solo)... Received All-Pro honors from *Sports Illustrated* (Peter King)... Named AFC Defensive Player of the Month in December after totaling 43 tackles (27 solo) and four

sacks... Collected a career-high 12 tackles vs. N.Y. Jets (9/17) and vs. Ind. (11/5).

2005: Warren started all 16 games for the second consecutive season and ranked third on the club with 77 tackles (40 solo) in addition to 1.5 sacks (10 yds.), one pass defended and one fumble recovery... Started both of the Patriots' postseason games and made 14 tackles (6 solo)... Helped New England limit opponents to 31.3 rushing yards per game during the month of December.

2004: Warren opened all 16 games at defensive end for the first time in his career and registered 64 tackles (46 solo), 3.5 sacks (22.5 yds.), one pass defended and two forced fumbles... Played three playoff games (2 starts), leading all Patriots defensive linemen with 11 tackles (8 solo) during the postseason... Recorded one solo tackle in New England's win over Philadelphia in Super Bowl XXXIX.

2003: Selected by New England in the first round (13th overall) of the 2003 NFL Draft, Warren played all 16 games (4 starts) to become the first top draft choice of the Patriots to play in every contest since Damien Woody in 1999... Totaled 33 tackles (18 solo), one sack (1 yd.) and two passes defended... Played all three postseason contests, including New England's Super Bowl XXXVIII win over Carolina.

COLLEGE: Warren played 36 games (25 starts) along the defensive front for Texas A&M University, where he totaled 144 tackles (78 solo), 13.5 sacks (72 yds.), one forced fumble and two blocked kicks during his career... Earned second-team All-Big 12 Conference honors by the *NFL Draft Report* as a senior after starting 10 games and totaling 52 tackles (29 solo), 4.5 sacks and 12 tackles for a loss. Received first-team All-Big 12 accolades as a junior after posting 41 tackles (19 solo), four sacks and 12 tackles for a loss.

PERSONAL: Warren attended Bryan High School in Bryan, Texas, where he recorded 248 tackles, 22 sacks, 69 tackles for a loss and 90 quarterback pressures during his three-year varsity career... Earned first-team all-state honors after totaling 109 tackles, nine sacks and 28 tackles for a loss as a senior... Received the 2007 New England Patriots Ron Burton Community Service Award... His uncle, Curtis Dickey, was an All-American tailback at Texas A&M (1976-79) and was selected by the Baltimore Colts in the first round of the 1980 NFL Draft... Majored in agricultural development at Texas A&M... Ty'ron Markeith Warren was born on Feb. 6, 1981, in Bryan, Texas.

WARREN'S REGULAR SEASON RECORD

Year	Club	G	S	UT	A	TT	S-Yds.	I-Yds.	PD	FF	FR	TD-Int.	TD-FR	S	Pts.
2003	New England	16	4	18	15	33	1-1	0-0	2	0	0	0	0	0	0
2004	New England	16	16	46	18	64	3.5-22.5	0-0	1	2	0	0	0	0	0
2005	New England	16	16	40	37	77	1.5-10	0-0	1	0	1	0	0	0	0
2006	New England	15	15	66	51	117	7.5-45.0	0-0	2	1	1	0	0	0	0
2007	New England	16	16	47	36	83	4-27.5	0-0	0	0	3	0	0	0	0
2008	New England	13	13	38	27	65	2-11	0-0	0	1	1	0	0	0	0
2009	New England	13	12	37	20	57	1-9	0-0	1	0	0	0	0	0	0
2010	New England														
2011	Denver														
							INJURED RESERVE								
							INJURED RESERVE								
CAREER TOTALS		105	92	292	204	496	20.5-126	0-0	7	4	6	0	0	0	0

WARREN'S POSTSEASON RECORD

Year	Club	G	S	UT	A	TT	S-Yds.	I-Yds.	PD	FF	FR	TD-Int.	TD-FR	S	Pts.
2003	New England	3	0	0	1	1	0-0	0-0	1	0	0	0	0	0	0
2004	New England	3	2	8	3	11	0-0	0-0	0	0	0	0	0	0	0
2005	New England	2	2	6	8	14	0-0	0-0	0	0	0	0	0	0	0
2006	New England	3	3	11	1	12	0-0	0-0	0	0	0	0	0	0	0
2007	New England	3	3	13	5	18	1-8	0-0	0	1	0	0	0	0	0
2009	New England	1	1	5	4	9	0-0	0-0	0	0	0	0	0	0	0
CAREER TOTALS		15	11	43	22	65	1-8	0-0	1	1	0	0	0	0	0

TY WARREN'S CAREER GAME-BY-GAME

(Victories asterisked)

2003 NEW ENGLAND (14-2) TACKLES															
Date	Opponent	P/S	UT	A	TT	S-Yds.	I-Yds.	PD	FF	FR					
Sep 7	at Buffalo	P	1	0	1	0-0	0-0	0	0	0					
Sep 14	at Philadelphia*	P	1	0	1	0-0	0-0	0	0	0					
Sep 21	vs. N.Y. Jets*	P	0	0	0	0-0	0-0	0	0	0					
Sep 28	at Washington	P	0	1	1	0-0	0-0	1	0	0					
Oct 5	vs. Tennessee*	S	1	5	6	0-0	0-0	0	0	0					
Oct 12	vs. N.Y. Giants*	S	3	2	5	0-0	0-0	0	0	0					
Oct 19	at Miami*	S	4	1	5	1-1	0-0	1	0	0					
Oct 26	vs. Cleveland*	S	4	0	4	0-0	0-0	0	0	0					
Nov 3	at Denver*	P	0	1	1	0-0	0-0	0	0	0					
Nov 16	vs. Dallas*	P	1	1	2	0-0	0-0	0	0	0					
Nov 23	at Houston*	P	0	0	0	0-0	0-0	0	0	0					
Nov 30	at Indianapolis*	P	0	3	3	0-0	0-0	0	0	0					
Dec 7	vs. Miami*	P	1	0	1	0-0	0-0	0	0	0					
Dec 14	vs. Jacksonville*	P	0	0	0	0-0	0-0	0	0	0					
Dec 20	at N.Y. Jets*	P	1	0	1	0-0	0-0	0	0	0					
Dec 27	vs. Buffalo*	P	1	1	2	0-0	0-0	0	0	0					
Regular Season Totals			16/4	18	15	33	1-1	0-0	2	0					
Jan 10	vs. Tennessee*†	P	0	0	0	0-0	0-0	0	0	0					
Jan 18	vs. Indianapolis*#	P	0	1	1	0-0	0-0	0	0	0					
Feb 1	vs. Carolina*\$	P	0	0	0	0-0	0-0	1	0	0					
Postseason Totals			3/0	1	0	1	0-0	0-0	0	0					

†AFC Divisional Playoff Game; #AFC Championship Game; \$Super Bowl XXXVIII

2004 NEW ENGLAND (14-2) TACKLES										
Date	Opponent	P/S	UT	A	TT	S-Yds.	I-Yds	PD	FF	FR
Sep 9	vs. Indianapolis*	S	6	4	10	0-0	0-0	0	1	0
Sep 19	at Arizona*	S	2	0	2	0-0	0-0	0	0	0
Oct 3	at Buffalo*	S	4	0	4	0-0	0-0	0	0	0
Oct 10	vs. Miami*	S	2	3	5	0-0	0-0	0	0	0
Oct 17	vs. Seattle*	S	2	0	2	0.5-2.5	0-0	0	0	0
Oct 24	vs. N.Y. Jets*	S	0	1	1	0-0	0-0	0	0	0
Oct 31	at Pittsburgh	S	3	2	5	1-5	0-0	0	0	0
Nov 7	at St. Louis*	S	2	0	2	0-0	0-0	0	0	0
Nov 14	vs. Buffalo*	S	4	2	6	2-15	0-0	0	0	0
Nov 22	at Kansas City*	S	7	0	7	0-0	0-0	1	1	0
Nov 28	vs. Baltimore*	S	1	0	1	0-0	0-0	0	0	0
Dec 5	at Cleveland*	S	4	3	7	0-0	0-0	0	0	0
Dec 12	vs. Cincinnati*	S	5	1	6	0-0	0-0	0	0	0
Dec 20	at Miami	S	0	0	0	0-0	0-0	0	0	0
Dec 26	at N.Y. Jets*	S	1	1	2	0-0	0-0	0	0	0
Jan 2	vs. San Francisco*	S	3	1	4	0-0	0-0	0	0	0
Regular Season Totals		16/16	46	18	64	3.5-22.5	0-0	1	2	0
Jan 10	vs. Indianapolis*†	S	1	1	2	0-0	0-0	0	0	0
Jan 18	vs. Pittsburgh *#	S	6	2	8	0-0	0-0	0	0	0
Feb 1	vs. Philadelphia*\$	P	1	0	1	0-0	0-0	0	0	0
Postseason Totals		3/2	12	19	31	0-0	0-0	0	0	0

†AFC Divisional Playoff Game; #AFC Championship Game; \$Super Bowl XXXIX

2005 NEW ENGLAND (10-6) TACKLES										
Date	Opponent	P/S	UT	A	TT	S-Yds.	I-Yds	PD	FF	FR
Sep 8	vs. Oakland*	S	1	4	5	0-0	0-0	0	0	0
Sep 18	at Carolina	S	1	2	3	0-0	0-0	0	0	0
Sep 25	at Pittsburgh*	S	4	0	4	0-0	0-0	0	0	0
Oct 2	vs. San Diego	S	1	4	5	0-0	0-0	0	0	0
Oct 9	at Atlanta*	S	5	1	6	0-0	0-0	0	0	0
Oct 16	at Denver	S	5	3	8	0-0	0-0	1	0	0
Oct 30	vs. Buffalo*	S	3	6	9	0-0	0-0	0	0	0
Nov 7	vs. Indianapolis	S	3	1	4	0-0	0-0	0	0	0
Nov 13	at Miami*	S	1	1	2	0-0	0-0	0	0	0
Nov 20	vs. New Orleans*	S	2	1	3	0-0	0-0	0	0	0
Nov 27	at Kansas City	S	3	4	7	1-8	0-0	0	0	0
Dec 4	vs. N.Y. Jets*	S	4	1	5	0-0	0-0	0	0	1
Dec 11	at Buffalo*	S	3	3	6	0-0	0-0	0	0	0
Dec 17	vs. Tampa Bay*	S	1	4	5	0-0	0-0	0	0	0
Dec 26	at N.Y. Jets*	S	0	1	1	0-0	0-0	0	0	0
Jan 2	vs. Miami	S	3	1	4	.5-2	0-0	0	0	0
Regular Season Totals		16/16	40	37	77	1.5-10	0-0	1	0	1
Jan 7	vs. Jacksonville*§	S	0	3	3	0-0	0-0	0	0	0
Jan 14	at Denver†	S	6	5	11	0-0	0-0	0	0	0
Postseason Totals		2/2	6	8	14	0-0	0-0	0	0	0

§AFC Wild Card Game; †AFC Divisional Playoff Game


2006 NEW ENGLAND (12-4) TACKLES										
Date	Opponent	P/S	UT	A	TT	S-Yds.	I-Yds	PD	FF	FR
Sep 10	vs. Buffalo*	S	4	4	8	1-8	0-0	0	0	0
Sep 17	at N.Y. Jets*	S	3	2	12	0-0	0-0	0	0	0
Sep 24	vs. Denver	S	7	0	10	0-0	0-0	1	0	0
Oct 1	at Cincinnati*	S	3	4	5	1-7	0-0	0	1	1
Oct 8	vs. Miami*	S	2	1	3	0-0	0-0	1	0	0
Oct 22	at Buffalo*	S	2	3	6	0-0	0-0	0	0	0
Oct 30	at Minnesota*	S	3	6	5	0-0	0-0	0	0	0
Nov 5	vs. Indianapolis	S	5	1	12	0-0	0-0	0	0	0
Nov 12	vs. N.Y. Jets	INACTIVE								
Nov 19	at Green Bay*	S	2	1	3	1.5-9	0-0	0	0	0
Nov 26	vs. Chicago*	S	8	4	10	0-0	0-0	0	0	0
Dec 3	vs. Detroit*	S	7	1	10	2-13	0-0	0	0	0
Dec 10	at Miami	S	7	3	10	1-6	0-0	0	0	0
Dec 17	vs. Houston*	S	5	4	7	0-0	0-0	0	0	0
Dec 24	at Jacksonville*	S	3	1	6	0-0	0-0	0	0	0
Jan 31	at Tennessee*	S	5	1	10	1-2	0-0	0	0	0
Regular Season Totals		15/15	66	51	117	7.5-45	0-0	2	1	1
Jan 7	vs. N.Y. Jets*§	S	3	0	3	0-0	0-0	0	0	0
Jan 14	at San Diego*†	S	6	1	7	0-0	0-0	0	0	0
Jan 21	at Indianapolis#	S	2	0	2	0-0	0-0	0	0	0
Postseason Totals		3/3	11	1	12	0-0	0-0	0	0	0

§AFC Wild Card Game; †AFC Divisional Playoff Game; #AFC Championship Game

2007 NEW ENGLAND (16-0) TACKLES										
Date	Opponent	P/S	UT	A	TT	S-Yds.	I-Yds.	PD	FF	FR
Sep 9	at N.Y. Jets*	S	5	2	7	0.5-4.5	0-0	0	0	0
Sep 16	vs. San Diego*	S	3	3	6	0.5-4.5	0-0	0	0	0
Sep 23	vs. Buffalo*	S	4	0	4	0-0	0-0	0	0	0
Oct 1	at Cincinnati*	S	3	1	4	0-0	0-0	0	0	0
Oct 7	vs. Cleveland*	S	3	1	4	1-2	0-0	0	0	0
Oct 14	at Dallas*	S	2	3	5	0-0	0-0	0	0	0
Oct 21	at Miami*	S	0	5	5	0-0	0-0	0	0	1
Oct 28	vs. Washington*	S	3	3	6	0-0	0-0	0	0	2
Nov 4	at Indianapolis*	S	5	3	8	0.5-3.5	0-0	0	0	0
Nov 18	at Buffalo*	S	3	2	5	0-0	0-0	0	0	0
Nov 25	vs. Philadelphia*	S	1	1	2	1-8	0-0	0	0	0
Dec 3	at Baltimore*	S	3	2	5	0-0	0-0	0	0	0
Dec 9	vs. Pittsburgh*	S	1	3	5	0-0	0-0	0	0	0
Dec 16	vs. N.Y. Jets*	S	4	3	7	0-0	0-0	0	0	0
Dec 23	vs. Miami*	S	3	2	5	1.5-13.5	0-0	0	0	0
Jan 29	at N.Y. Giants*	S	4	2	6	0-0	0-0	0	0	0
Regular Season Totals		16/16	47	36	83	4-27.5	0-0	0	0	3
Jan 12	vs. Jacksonville*†	S	4	2	6	1-8	0-0	0	1	0
Jan 20	vs. San Diego*#	S	5	1	6	0-0	0-0	0	0	0
Feb 3	vs. N.Y. Giants\$	S	4	2	6	0-0	0-0	0	0	0
Postseason Totals		3/3	13	5	18	1-8	0-0	0	1	0
†AFC Divisional Playoff Game; #AFC Championship Game; \$Super Bowl XLII										
2008 NEW ENGLAND (11-5) TACKLES										
Date	Opponent	P/S	UT	A	TT	S-Yds.	I-Yds.	PD	FF	FR
Sep 7	vs. Kansas City*	S	4	4	8	0-0	0-0	0	0	0
Sep 14	at N.Y. Jets*	S	3	1	4	0-0	0-0	0	0	0
Sep 21	vs. Miami	S	2	3	5	0-0	0-0	0	0	0
Oct 5	at San Francisco*	S	3	1	4	0-0	0-0	0	0	0
Oct 12	at San Diego	S	4	1	5	0-0	0-0	0	0	1
Oct 20	vs. Denver*	S	5	2	7	0-0	0-0	0	1	0
Oct 26	vs. St. Louis*	S	5	3	8	1-5	0-0	0	0	0
Nov 2	at Indianapolis	S	3	3	6	0-0	0-0	0	0	0
Nov 9	vs. Buffalo*	S	4	4	8	1-6	0-0	0	0	0
Nov 13	vs. N.Y. Jets			INACTIVE						
Nov 23	at Miami*	S	1	2	3	0-0	0-0	0	0	0
Nov 30	vs. Pittsburgh			INACTIVE						
Dec 7	at Seattle*			INACTIVE						
Dec 14	at Oakland*	S	2	2	4	0-0	0-0	0	0	0
Dec 21	vs. Arizona*	S	0	0	0	0-0	0-0	0	0	0
Jan 28	at Buffalo*	S	2	1	3	0-0	0-0	0	0	0
Regular Season Totals		13/13	38	27	65	2-11	0-0	0	1	1
2009 NEW ENGLAND (10-6) TACKLES										
Date	Opponent	P/S	UT	A	TT	S-Yds.	I-Yds.	PD	FF	FR
Sep 14	vs. Buffalo*	S	2	1	3	0-0	0-0	0	0	0
Sep 20	at N.Y. Jets	S	5	3	8	1-9	0-0	0	0	0
Sep 27	vs. Atlanta*	S	1	0	1	0-0	0-0	0	0	0
Oct 4	vs. Baltimore*	S	2	1	3	0-0	0-0	0	0	0
Oct 22	at Denver	S	4	1	5	0-0	0-0	0	0	0
Oct 18	vs. Tennessee*	S	3	2	5	0-0	0-0	0	0	0
Oct 25	at Tampa Bay*	S	3	2	5	0-0	0-0	0	0	0
Nov 8	vs. Miami*	S	4	2	6	0-0	0-0	0	0	0
Nov 14	at Indianapolis			INACTIVE						
Nov 22	vs. N.Y. Jets*	S	3	3	6	0-0	0-0	0	0	0
Nov 30	at New Orleans	S	2	1	3	1-8	0-0	0	0	0
Dec 6	at Miami	S	1	2	3	0-0	0-0	1	0	0
Dec 13	vs. Carolina*	S	7	2	9	0-0	0-0	0	0	0
Dec 20	at Buffalo*			INACTIVE						
Dec 27	vs. Jacksonville*	P	0	0	0	0-0	0-0	0	0	0
Jan 3	at Houston			INACTIVE						
Regular Season Totals		13/12	37	20	57	1-9	0-0	0	0	0
Jan 10	vs. Baltimore\$	S	5	4	9	0-0	0-0	0	0	0
Postseason Totals		1/1	5	4	9	0-0	0-0	0	0	0
\$AFC Wild Card Game										

BRONCOS IN THE AMERICAN BOWL

The Broncos have participated in the American Bowl seven times in their history and own a 3-4 record in those preseason contests. Denver played in the American Bowl in 1987 (London, England), 1990 (Tokyo, Japan), 1992 (Berlin, Germany), 1994 (Barcelona, Spain), 1995 (Tokyo, Japan), 1997 (Mexico City, Mexico) and 1999 (Sydney, Australia).



D.J. WILLIAMS

6-1 • 242 • 9TH YR. • MIAMI

BORN: July 20, 1982, in Sacramento, Calif.

HIGH SCHOOL: De La Salle High School, Concord, Calif.

ACQUIRED: Draft #1 (17th overall), 2004

NFL YEAR: 9th • **YEAR WITH BRONCOS:** 9th

NFL GAMES PLAYED/STARTED: 120/114 • **POSTSEASON:** 5/5

WEAKSIDE LINEBACKER



55

WILLIAMS AT A GLANCE:

- A ninth-year linebacker who has opened at least 11 games in each of his eight professional seasons for the Broncos, starting at the weakside (38), inside (31), strongside (29) and middle (16) linebacker positions.
- Owns five 100-tackle seasons, including a personal-best 170 stops in 2007, along with 30 10-tackle games for his career, while ranking sixth in the NFL in tackles (565) in the last five seasons according to press box totals.
- Led the Broncos in tackles the last three seasons and five times overall in his eight years in the league.
- Joined by James Farrior (Pit.) as the only two players with at least 800 tackles and 20 sacks since he entered the league in 2004 (press box totals).
- Started for the Broncos at weakside linebacker in 2004, '08 and '11, strongside linebacker from 2005-06, middle linebacker in '07 and inside linebacker from 2009-10.
- Finished the 2010 season as the only player in the NFL to lead his team in tackles (119) and sacks (5.5) with the latter figure representing a career high.
- Named a Pro Bowl alternate in 2009 after starting all 16 games and ranking sixth in the AFC with a team-high 122 tackles (100 solo), including 3.5 sacks, at inside linebacker.
- Did not miss a regular-season game or a playoff contest in his first four seasons (2004-07) with Denver as its only defender to see time in all 67 Broncos contests during that period.
- Became the first rookie in Broncos history to lead the club in tackles with 114 stops in 2004 en route to finishing third in Associated Press NFL Defensive Rookie of the Year voting and earning *Pro Football Weekly*/PFWA All-Rookie honors that season.
- Chosen twice (2002-03) as a Butkus Award semifinalist at the University of Miami, where he was a two-time first-team All-Big East Conference choice who helped the Hurricanes to a national championship victory as a sophomore.
- Selected by the Broncos in the first round (17th overall) of the 2004 NFL Draft.

CAREER TRANSACTIONS: Signed by Denver as a draft choice 7/28/04.



2011: Williams started all 13 regular-season games played and led the team in tackles (90) for the third consecutive year and fifth time in his eight NFL seasons... Added five sacks (38 yds.), two passes defended, three forced fumbles and one fumble recovery... Opened both postseason contests for Denver and totaled 13 tackles (6 solo) and two passes defended... Missed the first three games of the season with an elbow injury... Recorded a strip-sack of quarterback Matt Moore in overtime at Mia. (10/23) to prevent a game-winning score and set up the Broncos for their go-ahead drive... Tied his career high with two sacks (16 yds.) vs. Chi. (12/11) and was credited with herding Bears running back Marion Barber out of bounds with less than two minutes left in regulation to give Denver's offense time to drive for the game-tying field goal.

2010: Williams played all 16 games (15 starts) at inside linebacker and posted 119 tackles (94 solo), including a career-high 5.5 sacks (28.5 yds.), to go along with nine passes defended, one forced fumble and one fumble recovery... Represented the only player in the NFL to lead his team in tackles and sacks... Joined just three other players in the league with at least 100 tackles and five sacks... Registered a career-high two sacks (9 yds.) vs. S.D. (1/2).

2009: Williams, a team captain, started all 16 games for the Broncos at inside linebacker, totaling 122 tackles (100 solo), 3.5 sacks (25 yds.), seven pass breakups, three forced fumbles and two fumble recoveries... Named a Pro Bowl alternate... Ranked sixth in the AFC (11th in NFL) in tackles while posting career highs in sacks and pass breakups... Helped Denver rank seventh in the league defensively in both yards per play (5.0) and yards per game (315.0)... Had four 10-tackle games, including a season-high 11 stops at Bal. (11/1).

2008: Williams, a team captain, returned to the weakside linebacker position for the first time since his rookie season and played 11 games (all starts) for Denver, finishing second on the team with 103 tackles (83 solo)... Notched 2.5 sacks (13 yds.), one pass breakup and one fumble recovery... Ranked sixth in the NFL in tackles per

game (8.5 / 93 total) according to press box statistics... Started Denver's first eight games, recording double-digit tackle totals in five of those contests, before suffering a left knee injury vs. Mia. (11/2) and missing the next five games (Games 9-13)... Tied for the NFL lead in tackles (77) at the time of the injury according to press box totals... Had a career-high 17 tackles (15 solo) vs. N.O. (9/21)... Earned ESPN.com's AFC West Player of the Week honors after registering a team-high 16 tackles (13 solo) vs. T.B. (10/5).

2007: Williams, in his first season playing middle linebacker, started all 16 games for the first time in his career and led the Broncos with a career-high 170 tackles (121 solo)... Added one sack (14 yds.), one interception (0 yds.), four pass breakups, three forced fumbles (second most on the team) and two fumble recoveries... Posted at least a share of Denver's tackle lead in 11 games... Registered the highest tackle total (170) by a Bronco since 2002 (LB Al Wilson, 199)... Credited with an AFC-best 141 tackles (106 solo) according to press box figures with that total ranking second in the NFL... Had 10 games with at least 10 tackles... Whistled for only one penalty (5 yds.) all season.

2006: Williams posted 86 tackles (69 solo), one sack (8 yds.), three pass breakups and two forced fumbles in 16 games (15 starts) for the Broncos... Played at the strongside position... Made a season-high 10 tackles (7 solo) and broke up two passes on *Sunday Night Football* at N.E. (9/24).

2005: Williams placed sixth on the Broncos with 68 tackles (44 solo) while adding five pass breakups and one forced fumble in 16 games (14 starts) at strongside linebacker... Key part of a Denver team that won the AFC West title and advanced to the AFC Championship Game... Helped the club rank second in the NFL against the run (85.2 ypg.) and tie for third in the league in scoring defense (16.1 ppg.)... Contributed two tackles and one forced fumble on special teams... Placed second on the club with 17 tackles (10 solo) while adding half a sack (3.5 yds.) in two playoff games, including 10 stops (5 solo) and half a sack in the AFC Championship Game vs. Pit. (1/22).

2004: Selected by the Broncos in the first round (17th overall) of the 2004 NFL Draft, Williams played 16 games (14 starts) at weakside linebacker and totaled 114 tackles (82 solo), two sacks (13 yds.), one interception (10 yds.), nine pass breakups and one forced fumble... Finished third in the Associated Press' NFL Defensive Rookie of the Year voting and received *Pro Football Weekly*/PFWA All-Rookie recognition... Became the first Broncos rookie in club history to own the team's outright lead in tackles for the season... Ranked fifth on the club with eight special-teams tackles... Recorded seven tackles (5 solo) in an AFC Wild Card Game at Ind. (1/9)... Was the only rookie in the league to receive AFC Defensive Player of the Week accolades (Wk. 16 at Tennessee) and also earned NFL Defensive Rookie of the Month honors for December, becoming the first Bronco in club history to receive that honor.

COLLEGE: Williams was a three-year starter at the University of Miami, playing 47 career games (34 starts) and totaling 241 tackles (124 solo), 10 sacks (58 yds.), 28 tackles for a loss (92 yds.), four forced fumbles, one fumble recovery and 10 pass breakups... Started his collegiate career at fullback and totaled 18 career rushes for 142 yards (7.9 avg.) with two touchdowns while catching 12 passes for 153 yards (11.9 avg.)... Blossomed into one of the best players in the country at linebacker, finishing his senior year in 2003 as a semifinalist for the Butkus Award (nation's top linebacker) for the second consecutive year and earning a selection to the All-America Dream Team (*The NFL Draft Report*)... Named third-team All-America by the Associated Press and first-team All-Big East Conference as a senior... Was a semifinalist for the Butkus Award and a first-team All-Big East selection as a junior... Helped Miami capture the national championship as a sophomore with a Rose Bowl win against Nebraska... Played as a reserve fullback in 2000 during his freshman campaign before switching to linebacker.

PERSONAL: Williams earned *USA Today* Defensive Player of the Year honors and was regarded as the top defensive player in the nation at De La Salle High School (Concord, Calif.), one of the top prep programs in the country... Helped his team post a combined 36-0 record and was part of the school's national-record 151-game winning streak that was snapped in 2004... Rated as the top player in the nation by *SuperPrep* as well as the No. 1 prospect on the Far West Team... Listed as the National Defensive MVP, Western Region MVP and No. 1 linebacker on *PrepStar's* 1999 Top-100 Dream Team... Tabbed a *SuperPrep* All-American and recorded 130 career tackles (87 solo) and six sacks while rushing for 1,974 yards... Broke the school record for touchdowns in a season with 42 (33 rushing, 5 receiving, 3 punt return and 1 kickoff return)... Majored in liberal arts at Miami... Son of Sherri Gonzalez and Genos D. Williams Sr.... D.J. Williams was born on July 20, 1982, in Sacramento, Calif.

WILLIAMS' REGULAR SEASON RECORD

Year	Club	G	S	UT	A	TT	S-Yds.	I-Yds.	PD	FF	FR	TD-Int.	TD-FR	S	Pts.
2004	Denver	16	14	82	32	114	2-13	1-10	9	1	0	0	0	0	0
2005	Denver	16	14	44	24	68	0-0	0-0	5	1	0	0	0	0	0
2006	Denver	16	15	69	17	86	1-8	0-0	3	2	0	0	0	0	0
2007	Denver	16	16	121	49	170	1-14	1-0	4	3	2	0	0	0	0
2008	Denver	11	11	83	20	103	2.5-13	0-0	1	0	1	0	0	0	0
2009	Denver	16	16	100	22	122	3.5-25	0-0	7	3	2	0	0	0	0
2010	Denver	16	15	94	25	119	5.5-28.5	0-0	9	1	1	0	0	0	0
2011	Denver	13	13	70	20	90	5-38	0-0	2	3	1	0	0	0	0
CAREER TOTALS		120	114	663	209	872	20.5-139.5	2-10	40	14	7	0	0	0	0

ADDITIONAL STATISTICS: Special teams tackles — 2004 (8), 2005 (2), TOTAL (10). Special teams fumbles — 2005 (1 FF), TOTAL (1 FF).

WILLIAMS' POSTSEASON RECORD

Year	Club	G	S	UT	A	TT	S-Yds.	I-Yds.	PD	FF	FR	TD-Int.	TD-FR	S	Pts.
2004	Denver	1	1	5	2	7	0-0	0-0	1	0	0	0	0	0	0
2005	Denver	2	2	10	7	17	0.5-3.5	0-0	0	0	0	0	0	0	0
2011	Denver	2	2	6	7	13	0-0	0-0	2	0	0	0	0	0	0
CAREER TOTALS		5	5	21	16	37	0.5-3.5	0-0	3	0	0	0	0	0	0

WILLIAMS' SINGLE-GAME HIGHS

(Postseason in parentheses)

Tackles — 17 vs. New Orleans, 9/21/08 (10 vs. Pittsburgh, 1/22/06). **Sacks** — 2, twice, last vs. Chicago, 12/11/11 (0.5 vs. Pittsburgh, 1/22/06). **Sack yards** — 16 vs. Chicago, 12/11/11 (3.5 vs. Pittsburgh, 1/22/06). **Interceptions** — 1, twice, last vs. Pittsburgh, 10/21/07 (none). **Interception return yards** — 10 at Tennessee, 12/25/04 (none).

D.J. WILLIAMS' CAREER GAME-BY-GAME

(Victories asterisked)

2004 DENVER (10-6)		TACKLES									
Date	Opponent	P/S	UT	A	TT	S-Yds.	I-Yds.	PD	FF	FR	
Sep 12	vs. Kansas City*	S	7	0	7	0-0	0-0	1	0	0	
Sep 19	at Jacksonville	S	2	2	4	1-7	0-0	0	0	0	
Sep 26	vs. San Diego*	S	2	3	5	0-0	0-0	0	0	0	
Oct 3	at Tampa Bay*	S	8	1	9	0-0	0-0	0	0	0	
Oct 10	vs. Carolina*	S	5	1	6	0-0	0-0	0	0	0	
Oct 17	at Oakland*	S	5	3	8	0-0	0-0	0	0	0	
Oct 25	at Cincinnati	S	4	3	7	0-0	0-0	1	0	0	
Oct 31	vs. Atlanta	S	4	3	7	0-0	0-0	1	0	0	
Nov 7	vs. Houston*	P	4	2	6	0-0	0-0	1	0	0	
Nov 21	at New Orleans*	S	2	1	3	0-0	0-0	0	0	0	
Nov 28	vs. Oakland	P	5	2	7	0-0	0-0	1	0	0	
Dec 5	at San Diego	S	10	3	13	0-0	0-0	1	0	0	
Dec 12	vs. Miami*	S	8	3	11	0-0	0-0	0	0	0	
Dec 19	at Kansas City	S	8	1	9	1-6	0-0	0	1	0	
Dec 25	at Tennessee*	S	5	2	7	0-0	1-10	3	0	0	
Jan 2	vs. Indianapolis*	S	3	2	5	0-0	0-0	0	0	0	
Regular Season Totals		16/14	82	32	114	2-13	1-10	9	1	0	
Jan 9	at Indianapolis§	S	5	2	7	0-0	0-0	1	0	0	
Postseason Totals		1/1	5	2	7	0-0	0-0	1	0	0	

§AFC Wild Card Playoff Game

2005 DENVER (13-3)		TACKLES									
Date	Opponent	P/S	UT	A	TT	S-Yds.	I-Yds.	PD	FF	FR	
Sep 11	at Miami	S	4	1	5	0-0	0-0	0	0	0	
Sep 18	vs. San Diego*	S	4	1	5	0-0	0-0	0	0	0	
Sep 26	vs. Kansas City*	S	0	0	0	0-0	0-0	0	0	0	
Oct 2	at Jacksonville*	S	1	2	3	0-0	0-0	0	0	0	
Oct 9	vs. Washington*	S	2	2	4	0-0	0-0	0	0	0	
Oct 16	vs. New England*	S	3	1	4	0-0	0-0	2	0	0	
Oct 23	at N.Y. Giants	S	4	2	6	0-0	0-0	0	0	0	
Oct 30	vs. Philadelphia*	P	4	1	5	0-0	0-0	1	0	0	
Nov 13	at Oakland*	P	4	2	6	0-0	0-0	0	0	0	
Nov 20	vs. N.Y. Jets*	S	1	2	3	0-0	0-0	0	0	0	
Nov 24	at Dallas*	S	7	3	10	0-0	0-0	0	0	0	
Dec 4	at Kansas City	S	4	0	4	0-0	0-0	0	0	0	
Dec 11	vs. Baltimore*	S	0	3	3	0-0	0-0	0	0	0	
Dec 17	at Buffalo*	S	3	1	4	0-0	0-0	0	1	0	
Dec 24	vs. Oakland*	S	0	2	2	0-0	0-0	1	0	0	
Dec 31	at San Diego*	S	3	1	4	0-0	0-0	1	0	0	
Regular Season Totals		16/14	44	24	68	0-0	0-0	5	1	0	
Jan 14	vs. New England*†	S	5	2	7	0-0	0-0	0	0	0	
Jan 22	vs. Pittsburgh#	S	5	5	10	0.5-3.5	0-0	0	0	0	
Postseason Totals		2/2	10	7	17	0.5-3.5	0-0	0	0	0	

†AFC Divisional Playoff Game; #AFC Championship Game

2006 DENVER (9-7)		TACKLES									
Date	Opponent	P/S	UT	A	TT	S-Yds.	I-Yds.	PD	FF	FR	
Sep 10	at St. Louis	S	4	0	4	0-0	0-0	0	0	0	
Sep 17	vs. Kansas City*	S	2	2	4	0-0	0-0	0	1	0	
Sep 24	at New England*	S	7	3	10	0-0	0-0	2	0	0	
Oct 9	vs. Baltimore*	S	3	3	6	0-0	0-0	0	0	0	
Oct 15	vs. Oakland*	S	8	1	9	0-0	0-0	0	0	0	
Oct 22	at Cleveland*	S	4	2	6	0-0	0-0	0	0	0	
Oct 29	vs. Indianapolis	S	4	1	5	0-0	0-0	0	0	0	
Nov 5	at Pittsburgh*	S	7	0	7	0-0	0-0	1	0	0	
Nov 12	at Oakland*	S	2	1	3	0-0	0-0	0	0	0	
Nov 19	vs. San Diego	S	1	0	1	0-0	0-0	0	0	0	
Nov 23	at Kansas City	S	5	0	5	0-0	0-0	0	0	0	
Dec 3	vs. Seattle	P	3	1	4	0-0	0-0	0	0	0	
Dec 10	at San Diego	S	8	1	9	0-0	0-0	0	0	0	
Dec 17	at Arizona*	S	3	1	4	0-0	0-0	0	0	0	
Dec 24	vs. Cincinnati*	S	0	0	0	0-0	0-0	0	0	0	
Dec 31	vs. San Francisco	S	8	1	9	1-8	0-0	0	1	0	
Regular Season Totals		16/15	69	17	86	1-8	0-0	3	2	0	

2007 DENVER (7-9) TACKLES										
Date	Opponent	P/S	UT	A	TT	S-Yds.	I-Yds.	PD	FF	FR
Sep 9	at Buffalo*	S	5	5	10	1-14	0-0	0	0	0
Sep 16	vs. Oakland*	S	9	4	13	0-0	0-0	0	0	0
Sep 23	vs. Jacksonville	S	10	4	14	0-0	0-0	0	0	0
Sep 30	at Indianapolis	S	13	2	15	0-0	0-0	0	0	0
Oct 7	vs. San Diego	S	3	1	4	0-0	0-0	0	0	0
Oct 21	vs. Pittsburgh*	S	8	6	14	0-0	1-0	1	0	0
Oct 29	vs. Green Bay	S	7	0	7	0-0	0-0	0	0	0
Nov 4	at Detroit	S	7	2	9	0-0	0-0	0	1	1
Nov 11	at Kansas City*	S	5	7	12	0-0	0-0	0	0	0
Nov 19	vs. Tennessee*	S	5	2	7	0-0	0-0	0	1	0
Nov 25	at Chicago	S	10	1	11	0-0	0-0	0	0	0
Dec 2	at Oakland	S	12	4	16	0-0	0-0	0	0	1
Dec 9	vs. Kansas City*	S	4	3	7	0-0	0-0	1	0	0
Dec 13	at Houston	S	6	4	10	0-0	0-0	1	0	0
Dec 24	at San Diego	S	11	2	13	0-0	0-0	1	0	0
Dec 30	vs. Minnesota*	S	6	2	8	0-0	0-0	0	1	0
Regular Season Totals		16/16	121	49	170	1-14	1-0	4	3	2

2008 DENVER (8-8) TACKLES										
Date	Opponent	P/S	UT	A	TT	S-Yds.	I-Yds.	PD	FF	FR
Sep 8	at Oakland*	S	4	2	6	1-9	0-0	0	0	0
Sep 14	vs. San Diego*	S	5	0	5	0-0	0-0	0	0	0
Sep 21	vs. New Orleans*	S	15	2	17	0-0	0-0	0	0	0
Sep 28	at Kansas City	S	5	1	6	0-0	0-0	0	0	0
Oct 5	vs. Tampa Bay*	S	13	3	16	1-0	0-0	1	0	0
Oct 12	vs. Jacksonville	S	8	3	11	0-0	0-0	0	0	1
Oct 20	at New England	S	13	2	15	0.5-4	0-0	0	0	0
Nov 2	vs. Miami	S	7	3	10	0-0	0-0	0	0	0
Games 9-13 INACTIVE										
Dec 14	at Carolina	S	3	1	4	0-0	0-0	0	0	0
Dec 21	vs. Buffalo	S	3	1	4	0-0	0-0	0	0	0
Dec 28	at San Diego	S	7	2	9	0-0	0-0	0	0	0
Regular Season Totals		11/11	83	20	103	2.5-13	0-0	1	0	1

2009 DENVER (8-8) TACKLES										
Date	Opponent	P/S	UT	A	TT	S-Yds.	I-Yds.	PD	FF	FR
Sep 13	at Cincinnati*	S	3	7	10	0-0	0-0	1	0	0
Sep 20	vs. Cleveland*	S	5	0	5	0-0	0-0	1	0	0
Sep 27	at Oakland*	S	7	0	7	0-0	0-0	0	1	0
Oct 4	vs. Dallas*	S	9	0	9	1-1	0-0	2	0	1
Oct 11	vs. New England*	S	9	1	10	0-0	0-0	0	0	0
Oct 19	at San Diego*	S	4	1	5	1-11	0-0	0	1	0
Nov 1	at Baltimore	S	8	3	11	0-0	0-0	0	0	0
Nov 9	vs. Pittsburgh	S	4	2	6	0.5-4	0-0	0	0	0
Nov 15	at Washington	S	7	3	10	0-0	0-0	0	0	0
Nov 22	vs. San Diego	S	5	1	6	0-0	0-0	0	0	0
Nov 26	vs. N.Y. Giants*	S	2	0	2	1-9	0-0	2	0	1
Dec 6	at Kansas City*	S	8	0	8	0-0	0-0	0	0	0
Dec 13	at Indianapolis	S	8	0	8	0-0	0-0	0	0	0
Dec 20	vs. Oakland	S	5	3	8	0-0	0-0	1	1	0
Dec 27	at Philadelphia	S	6	0	6	0-0	0-0	0	0	0
Jan 3	vs. Kansas City	S	10	1	11	0-0	0-0	0	0	0
Regular Season Totals		16/16	100	22	122	3.5-25	0-0	7	3	2

2010 DENVER (4-12) TACKLES										
Date	Opponent	P/S	UT	A	TT	S-Yds.	I-Yds.	PD	FF	FR
Sep 12	at Jacksonville	S	9	2	11	0-0	0-0	0	0	0
Sep 19	vs. Seattle*	S	3	1	4	0.5-1.5	0-0	0	0	0
Sep 26	vs. Indianapolis	S	3	2	5	0-0	0-0	0	0	0
Oct 3	at Tennessee*	S	8	2	10	1-1	0-0	0	0	0
Oct 10	at Baltimore	S	10	5	15	0-0	0-0	0	0	0
Oct 17	vs. N.Y. Jets	S	8	3	11	1-5	0-0	2	0	0
Oct 24	vs. Oakland	S	7	0	7	1-12	0-0	0	1	0
Oct 31	at San Francisco (London)	S	9	0	9	0-0	0-0	1	0	0
Nov 14	vs. Kansas City*	P	2	0	2	0-0	0-0	1	0	0
Nov 22	at San Diego	S	4	1	5	0-0	0-0	0	0	0
Nov 28	vs. St. Louis	S	4	4	8	0-0	0-0	2	0	0
Dec 5	at Kansas City	S	7	2	9	0-0	0-0	0	0	0
Dec 12	at Arizona	S	6	2	8	0-0	0-0	1	0	1
Dec 19	at Oakland	S	7	1	8	0-0	0-0	2	0	0
Dec 26	vs. Houston*	S	4	0	4	0-0	0-0	0	0	0
Jan 2	vs. San Diego	S	3	0	3	2-9	0-0	0	0	0
Regular Season Totals		16/15	94	25	119	5.5-28.5	0-0	9	1	1

2011 DENVER (8-8)		TACKLES								
Date	Opponent	P/S	UT	A	TT	S-Yds.	I-Yds	PD	FF	FR
Games 1-3					INACTIVE					
Oct 2	at Green Bay	S	7	1	8	0-0	0-0	0	0	0
Oct 9	vs. San Diego	S	7	2	9	1-8	0-0	0	0	0
Oct 23	at Miami*	S	3	2	5	1-7	0-0	0	1	1
Oct 30	vs. Detroit	S	2	2	4	0-0	0-0	0	0	0
Nov 6	at Oakland*	S	3	1	4	0-0	0-0	1	0	0
Nov 13	at Kansas City*	S	7	2	9	1-7	0-0	0	1	0
Nov 17	vs. N.Y. Jets*	S	5	1	6	0-0	0-0	0	1	0
Nov 27	at San Diego*	S	10	2	12	0-0	0-0	0	0	0
Dec 4	at Minnesota*	S	5	4	9	0-0	0-0	0	0	0
Dec 11	vs. Chicago*	S	9	0	9	2-16	0-0	0	0	0
Dec 18	vs. New England	S	4	2	6	0-0	0-0	0	0	0
Dec 24	at Buffalo	S	4	1	5	0-0	0-0	0	0	0
Jan 1	vs. Kansas City	S	4	0	4	0-0	0-0	1	0	0
Regular Season Totals		13/13	70	20	90	5-38	0-0	2	3	1
Jan 8	vs. Pittsburgh*§	S	5	0	5	0-0	0-0	2	0	0
Jan 14	at New England†	S	1	7	8	0-0	0-0	0	0	0
Postseason Totals		2/2	6	7	13	0-0	0-0	2	0	0

§AFC Wild Card Game; †AFC Divisional Playoff Game



MATTHEW WILLIS

6-0 • 190 • 5TH YR. • UCLA

BORN: April 13, 1984, in Dallas, Texas

HIGH SCHOOL: Servite High School, Anaheim, Calif.

ACQUIRED: Free Agent, 2008

NFL YEAR: 5th • **YEAR WITH BRONCOS:** 4th

NFL GAMES PLAYED/STARTED: 28/1 • **POSTSEASON:** 2/0

WIDE RECEIVER



12

WILLIS AT A GLANCE:

- A fifth-year wide receiver who has appeared in 28 regular-season games (1 start) and two playoff contests during his NFL career with Denver (2008-11) and Baltimore (2007-08).
- Saw action in all 16 games for the Broncos in 2011 and ranked fourth on the team with 267 receiving yards on 18 catches (14.8 avg.) with one touchdown.
- Led the AFC and finished second in the NFL with 263 receiving yards on 13 receptions (20.2 avg., TD) during the 2010 preseason and went on to play in six regular-season games before being placed on injured reserve (foot) and missing the rest of the year.
- Finished the 2008 season on the Broncos' practice squad and spent the first 16 weeks of the '09 campaign with that group before making the first start of his NFL career in Denver's season finale vs. Kansas City (1/3/10).
- Began his rookie season on the Ravens' practice squad in 2007 before seeing time in five of the club's final seven games that year.
- Played two seasons of football at UCLA after competing on its track team and finished his Bruins career with 24 receptions for 248 yards (10.3 avg.) with three touchdowns in 21 games (3 starts).
- Joined the Broncos as a practice squad signee on Dec. 23, 2008.
- Entered the NFL with Baltimore as a college free agent on May 4, 2007.

CAREER TRANSACTIONS: Signed by Baltimore as a college free agent 5/4/07; Waived by Baltimore 9/1/07; Signed by Baltimore (practice squad) 9/3/07; Signed by Baltimore (active roster) 10/6/07; Waived by Baltimore 10/8/07; Signed by Baltimore (practice squad) 10/10/07; Signed by Baltimore (active roster) 11/14/07; Waived by Baltimore 8/30/08; Signed by Baltimore (practice squad) 9/1/08; Waived by Baltimore 9/16/08; Signed by Denver (practice squad) 12/23/08; Signed by Denver (active roster) 1/2/10; Placed on injured reserve (foot) by Denver 10/19/10.



2011: Willis saw action in all 16 games for the first time and ranked fourth on the club with 267 receiving yards on 18 catches (14.8 avg.) with one touchdown... Added five tackles and one fumble recovery on special teams in the regular season... Played both playoff games for the Broncos and collected one reception for 18 yards to go along with a special-teams stop... Had a career-long 42-yard reception in the fourth quarter at Mia. (10/23) to help the Broncos erase a 15-point deficit with less than three minutes remaining... Totaled a career-high four receptions for 75 yards in Denver overtime win vs. Chi. (12/11)... Returned the first seven kickoffs of his career for a total of 138 yards (19.7 avg.) at Buf. (12/24).

2010: Willis played a career-high six games (0 starts), recording one reception for 17 yards and contributing one special-teams tackle before injuring his foot and being placed on injured reserve on Oct. 19... Led the AFC and ranked second in the NFL with 263 receiving yards on 13 receptions (20.2 avg., TD) during the preseason.

2009: Willis spent the first 16 weeks of the season on Denver's practice squad before he was signed to its active roster on Jan. 2... Made the first start of his NFL career and had one special-teams stop vs. K.C. (1/3).

2008: Willis spent the final week of the year on Denver's practice squad after signing with the club on Dec. 23... Competed in training camp with Baltimore and was signed to its practice squad on Sept. 1... Waived by the Ravens on Sept. 16 and was out of the NFL until joining the Broncos late in the year.

2007: Willis, who entered the NFL with Baltimore as a college free agent on May 4, made an 11-yard catch and one special-teams tackle for the Ravens in five games (0 starts)... Registered his first career reception vs. Ind. (12/9) and had one special-teams tackle at Sea. (12/23)... Began the season on the Ravens' practice squad before he was signed to their active roster on Oct. 6... Waived by Baltimore on Oct. 8 and rejoined its practice squad on Oct. 10... Signed to the Ravens' active roster on Nov. 14 and made his NFL debut vs. Cle. (11/18).

COLLEGE: Willis played two seasons of football at UCLA, joining the team for spring drills in February 2005 after competing in track at the school... Competed in 21 career games (3 starts) for the Bruins, totaling 24 receptions for 248 yards (10.3 avg.) with three touchdowns... Saw time in 13 games (3 starts) as a senior and had 21 catches for 219 yards (10.4 avg.) with two scores.

PERSONAL: Willis played football during his freshman and sophomore seasons at Servite High School in Anaheim, Calif., where he also lettered in track and soccer... Received second-team All-Orange County honors in soccer as a senior... Earned junior All-America accolades in the 400-meter hurdles and won the CIF Division III 300-meter hurdles championship while placing second in the state meet... Competed on the USA Junior National track team at the Junior Pan Am Games in Barbados in 2003... Majored in sociology at UCLA... Matthew Anthony Willis was born on April 13, 1984, in Dallas.

WILLIS' REGULAR SEASON RECORD

		RECEIVING							PUNT RETURNS							KICKOFF RETURNS				
Year	Club	G	S	No.	Yds.	Avg.	LG	TD	No.	FC	Yds.	Avg.	LG	TD	No.	Yds.	Avg.	LG	TD	
2007	Baltimore	5	0	1	11	11.0	11	0	0	0	0	0.0	—	0	0	0	0.0	—	0	
2008	Bal./Den.	PRACTICE SQUAD																		
2009	Denver	1	1	0	0	0.0	—	0	0	0	0	0.0	—	0	0	0	0.0	—	0	
2010	Denver	6	0	1	17	17.0	17	0	0	0	0	0.0	—	0	0	0	0.0	—	0	
2011	Denver	16	0	18	267	14.8	42	1	1	0	0	0.0	0	0	8	163	20.4	29	0	
CAREER TOTALS		28	1	20	295	14.8	42	1	1	0	0	0.0	0	0	8	163	20.4	29	0	

ADDITIONAL STATISTICS: Special teams tackles — 2007 (1), 2009 (1), 2010 (1), 2011 (5), TOTAL (8). Special teams fumbles — 2011 (1FR), TOTAL (1FR). Miscellaneous tackles — 2011, TOTAL (1). Fumbles — 2011, TOTAL (1).

WILLIS' POSTSEASON RECORD

		RECEIVING							PUNT RETURNS							KICKOFF RETURNS				
Year	Club	G	S	No.	Yds.	Avg.	LG	TD	No.	FC	Yds.	Avg.	LG	TD	No.	Yds.	Avg.	LG	TD	
2011	Denver	2	0	1	18	18.0	18	0	0	0	0	0.0	—	0	5	87	17.4	25	0	
CAREER TOTALS		2	0	1	18	18.0	18	0	0	0	0	0.0	—	0	5	87	17.4	25	0	

ADDITIONAL STATISTICS: Special teams tackles — 2011 (1), TOTAL (1).

WILLIS' SINGLE-GAME HIGHS

(Postseason in parentheses)

Receptions — 4 vs. Chicago, 12/11/11 (1 at New England, 1/14/12). **Receiving yards** — 75 vs. Chicago, 12/11/11 (18 at New England, 1/14/12). **Longest reception** — 42 at Miami, 10/23/11 (18 at New England, 1/14/12). **Receiving touchdowns** — 1 at Tennessee, 9/25/11 (none). **Kick returns** — 7 at Buffalo, 12/24/11 (4 at New England, 1/14/12). **Kick return yards** — 138 at Buffalo, 12/24/11 (68 at New England, 1/14/12). **Longest kick return** — 29 at Buffalo, 12/24/11 (25 at New England, 1/14/12). **Kick return touchdowns** — None (none). **Punt returns** — 1 at Minnesota, 12/4/11 (none). **Punt return yards** — 0 at Minnesota, 12/4/11 (none). **Longest punt return** — 0 at Minnesota, 12/4/11 (none). **Punt return touchdowns** — 90t vs. Oakland, 9/12/11 (none).

MATTHEW WILLIS' CAREER GAME-BY-GAME

(Victories asterisked)

2007 BALTIMORE (5-11)			RECEIVING						SCORING	
Date	Opponent	P/S	No.	Yds.	Avg.	LG	TD	2pt.	Pts.	
Games 1-4										
Oct 7	at San Francisco*									
Games 6-9										
Nov 18	vs. Cleveland	P	0	0	0.0	—	0	0	0	
Nov 25	at San Diego	P	0	0	0.0	—	0	0	0	
Dec 3	vs. New England									
Dec 9	vs. Indianapolis	P	1	11	11.0	11	0	0	0	
Dec 16	at Miami									
Dec 23	at Seattle	P	0	0	0.0	—	0	0	0	
Dec 30	vs. Pittsburgh*	P	0	0	0.0	—	0	0	0	
Regular Season Totals		5/0	1	11	11.0	11	0	0	0	

2010 DENVER (4-12)			RECEIVING							SCORING	
Date	Opponent	P/S	No.	Yds.	Avg.	LG	TD			2pt.	Pts.
Sep 12	at Jacksonville	P	0	0	0.0	—	0			0	0
Sep 19	vs. Seattle*	P	0	0	0.0	—	0			0	0
Sep 26	vs. Indianapolis	P	1	17	17.0	17	0			0	0
Oct 3	at Tennessee*	P	0	0	0.0	—	0			0	0
Oct 10	at Baltimore	P	0	0	0.0	—	0			0	0
Oct 17	vs. N.Y. Jets	P	0	0	0.0	—	0			0	0
PLACED ON INJURED RESERVE (FOOT) ON OCT. 19											
Regular Season Totals		6/0	1	17	17.0	17	0			0	0

2011 DENVER (8-8)			RECEIVING							KICK RETURNS					PUNT RETURNS				
Date	Opponent	P/S	No.	Yds.	Avg.	LG	TD	No.	Yds.	Avg.	LG	TD	No.	Yds.	Avg.	LG	TD		
Sep 12	vs. Oakland	P	1	6	6.0	6	0	0	0	0.0	—	0	0	0	0.0	—	0		
Sep 18	vs. Cincinnati*	P	2	22	11.0	15	0	0	0	0.0	—	0	0	0	0.0	—	0		
Sep 25	at Tennessee	P	2	16	8.0	11	1	0	0	0.0	—	0	0	0	0.0	—	0		
Oct 2	at Green Bay	P	1	15	15.0	15	0	0	0	0.0	—	0	0	0	0.0	—	0		
Oct 9	vs. San Diego	P	0	0	0.0	—	0	0	0	0.0	—	0	0	0	0.0	—	0		
Oct 23	at Miami*	P	1	42	42.0	42	0	0	0	0.0	—	0	0	0	0.0	—	0		
Oct 30	vs. Detroit	P	1	28	28.0	28	0	0	0	0.0	—	0	0	0	0.0	—	0		
Nov 6	at Oakland*	P	0	0	0.0	—	0	0	0	0.0	—	0	0	0	0.0	—	0		
Nov 13	at Kansas City*	P	1	13	13.0	13	0	0	0	0.0	—	0	0	0	0.0	—	0		
Nov 17	vs. N.Y. Jets*	P	0	0	0.0	—	0	0	0	0.0	—	0	0	0	0.0	—	0		
Nov 27	at San Diego*	P	2	12	6.0	14	0	0	0	0.0	—	0	0	0	0.0	—	0		
Dec 4	at Minnesota*	P	1	12	12.0	12	0	0	0	0.0	—	0	1	0	0.0	0	0		
Dec 11	vs. Chicago*	P	4	75	18.8	23	0	0	0	0.0	—	0	0	0	0.0	—	0		
Dec 18	vs. New England	P	1	15	15.0	15	0	0	0	0.0	—	0	0	0	0.0	—	0		
Dec 24	at Buffalo	P	1	11	11.0	11	0	7	138	19.7	29	0	0	0	0.0	—	0		
Jan 1	vs. Kansas City	P	0	0	0.0	—	0	1	25	25.0	25	0	0	0	0.0	—	0		
Regular Season Totals		16/0	18	267	14.0	42	1	8	163	20.4	29	0	1	0	0.0	0	0		
Jan 8	vs. Pittsburgh* [‡]	P	0	0	0	—	0	1	19	19.0	19	0	0	0	0.0	—	0		
Jan 14	at New England [†]	P	1	18	18.0	18	0	4	68	17.0	25	0	0	0	0.0	—	0		
Postseason Totals		2/0	1	18	18.0	18	0	5	87	17.4	25	0	0	0	0.0	—	0		

SAFC Wild Card Game; †AFC Divisional Playoff Game



WESLEY WOODYARD

6-0 • 229 • 5TH YR. • KENTUCKY

BORN: July 21, 1986, in LaGrange, Ga.

HIGH SCHOOL: LaGrange High School, LaGrange, Ga.

ACQUIRED: College Free Agent, 2008

NFL YEAR: 5th • YEAR WITH BRONCOS: 5th

NFL GAMES PLAYED/STARTED: 58/16 • POSTSEASON: 2/0

WEAKSIDE LINEBACKER



52

WOODYARD AT A GLANCE:

- A fifth-year linebacker who has served as a team captain the last three seasons and has played 58 career games (16 starts) since joining the club as a college free agent from the University of Kentucky.
- Totaled 45 special-teams tackles since his rookie year in 2008, and has led the team in that category in three of his four NFL seasons.
- Started a career-high seven games for the Broncos in 2011 and finished second on the club with a personal-best 87 tackles (60 solo) to go along with two passes defended and two forced fumbles.
- Registered 35 defensive tackles, one interception and nine special-teams stops, which tied for fourth on the team, in 16 games with Denver in 2009.
- Was the only Bronco in 2008 to rank among the top eight on the team in both defensive tackles (54 - 8th) and special-teams stops (11 - T1st) while seeing time in all 16 games (6 starts) as a rookie.
- Named the Broncos' nominee for the Walter Payton NFL Man of the Year in each of the last two seasons.
- Earned first-team All-Southeastern Conference honors during each of his final two seasons at Kentucky, where he started 42 career games and had three 100-tackle campaigns.
- Entered the NFL with Denver as a college free agent on April 28, 2008.

CAREER TRANSACTIONS: Signed by Denver as a college free agent 4/28/08.



2011: Woodyard played 15 games, opening a career-high seven contests, and ranked second on the team with 87 tackles (60 solo) to go along with two passes defended and two forced fumbles... Led the club in special-teams tackles (10) for the second consecutive season and the third time in his four years with the Broncos... Added one forced fumble on the kickoff coverage unit... Saw action in both of Denver's postseason games and collected one special-teams stop... Matched a career-high with 13 tackles (10 solo) and added a pass defended vs. Cin. (9/18)... Forced a Marion Barber fumble vs. Chi. (12/11) in Denver territory in overtime to prevent a game-winning score and set up Denver's offense for the go-ahead field goal.

2010: Woodyard was named a team captain for the second consecutive year and played 11 games (3 starts) for Denver while totaling 23 tackles (20 solo), including one sack (10 yds.), in addition to a team-leading 15 special-teams stops... Tied for fifth in the NFL with 1.36 special-teams tackles per game... Recorded his first career sack (10 yds.) in Denver's regular-season finale vs. S.D. (1/2).

2009: Woodyard, a team captain, played all 16 games (0 starts) for the Broncos and had 35 tackles (25 solo), one interception, two pass breakups and one forced fumble... Tied for fourth on the team with nine special-teams tackles... Made his first career interception at Cin. (9/13)... Placed second on the club with seven tackles (6 solo) vs. Pit. (11/9)... Had three special-teams tackles at K.C. (12/6).

2008: Woodyard, who entered the NFL with the Broncos as a college free agent on April 28, played all 16 games (6 starts) as a rookie and ranked eighth on Denver with 54 tackles (47 solo) while adding one pass breakup and one forced fumble... Tied for the team lead with 11 special-teams tackles, including eight stops on kickoff coverage that tied for the club best... Was the only Bronco to rank among the top eight on the team in both defensive tackles and special-teams stops... Tied for fourth in the league in unassisted tackles (36) according to press box totals during a stretch from Weeks 10-14 when he logged the first five starts of his NFL career... Had three 10-tackle games, including a season-best 13 stops at NYJ (11/30)... Played on special teams only in Denver's first eight contests before moving into a starting role due to injuries at the linebacker position... Also saw time at safety late in the year.

COLLEGE: Woodyard earned first-team All-Southeastern Conference honors during each of his final two seasons at the University of Kentucky, where he played 47 career games (42 starts) and led the Wildcats in tackles during each of his last three years... Concluded his collegiate career ranked eighth in UK history with 395 tackles (259 solo) while adding 6.5 sacks (48 yds.), two interceptions, 12 pass breakups, seven forced fumbles and seven fumble recoveries... Led the SEC in tackles per game (10.6) and tied for 14th in the nation with 139 total stops as a senior... Posted 122 tackles as a junior that represented the second-highest total in the SEC and ranked 14th in the nation... Garnered honorable mention All-SEC accolades as a sophomore with 100 tackles (75 solo)... Began his collegiate career as a strong safety before switching to linebacker midway through his freshman season... Earned freshman all-conference honors and became the first-ever UK freshman to serve as a team captain.

PERSONAL: Woodyard was named the Georgia Class AAA Defensive Player of the Year by the *Atlanta Journal-Constitution* after posting 125 tackles as a senior at LaGrange High School in LaGrange, Ga.... Helped his team post a 51-3 combined record during his prep career and win two state championships... Named the Broncos' nominee for the Walter Payton NFL Man of the Year in each of the last two seasons... Earned a bachelor's degree in social work from Kentucky... Wesley Woodyard was born on July 21, 1986, in LaGrange, Ga.

WOODYARD'S REGULAR SEASON RECORD

Year	Club	G	S	UT	A	TT	S-Yds.	I-Yds.	PD	FF	FR	TD-Int.	TD-FR	S	Pts.
2008	Denver	16	6	47	7	54	0-0	0-0	1	1	0	0	0	0	0
2009	Denver	16	0	25	10	35	0-0	1-0	2	1	0	0	0	0	0
2010	Denver	11	3	20	3	23	1-10	0-0	0	0	0	0	0	0	0
2011	Denver	15	7	60	27	87	0-0	0-0	2	2	0	0	0	0	0
CAREER TOTALS		58	16	152	47	199	1-10	1-0	5	4	0	0	0	0	0

ADDITIONAL STATISTICS: Special teams tackles — 2008 (11), 2009 (9), 2010 (15), 2011 (10), TOTAL (45). Special teams fumbles — 2011 (1), TOTAL (1).

WOODYARD'S POSTSEASON RECORD

Year	Club	G	S	UT	A	TT	S-Yds.	I-Yds.	PD	FF	FR	TD-Int.	TD-FR	S	Pts.
2011	Denver	2	0	0	0	0	0-0	0-0	0	0	0	0	0	0	0
CAREER TOTALS		2	0	0	0	0	0-0	0-0	0	0	0	0	0	0	0

ADDITIONAL STATISTICS: Special teams tackles — 2011 (1), TOTAL (1).

WOODYARD'S SINGLE GAME HIGHS

(Postseason in parentheses)

Tackles — 13, twice, last vs. Cincinnati, 9/18/11 (none). **Interceptions** — 1 at Cincinnati, 9/13/09 (none). **Interception return yards** — 0 at Cincinnati, 9/13/09 (none). **Sacks** — 1 vs. San Diego, 1/2/11 (none). **Sack yards** — 10 vs. San Diego, 1/2/11 (none).

WESLEY WOODYARD'S CAREER GAME-BY-GAME

(Victories asterisked)

2008 DENVER (8-8)			TACKLES								
Date	Opponent	P/S	UT	A	TT	S-Yds.	I-Yds.	PD	FF	FR	
Sep 8	at Oakland*	P	0	0	0	0-0	0-0	0	0	0	
Sep 14	vs. San Diego*	P	0	0	0	0-0	0-0	0	0	0	
Sep 21	vs. New Orleans*	P	0	0	0	0-0	0-0	0	0	0	
Sep 28	at Kansas City	P	0	0	0	0-0	0-0	0	0	0	
Oct 5	vs. Tampa Bay*	P	0	0	0	0-0	0-0	0	0	0	
Oct 12	vs. Jacksonville	P	0	0	0	0-0	0-0	0	0	0	
Oct 20	at New England	P	0	0	0	0-0	0-0	0	0	0	
Nov 2	vs. Miami	P	0	0	0	0-0	0-0	0	0	0	
Nov 6	at Cleveland*	S	9	1	10	0-0	0-0	0	0	0	
Nov 16	at Atlanta*	S	8	3	11	0-0	0-0	0	0	0	
Nov 23	vs. Oakland	S	7	1	8	0-0	0-0	0	0	0	
Nov 30	at N.Y. Jets*	S	11	2	13	0-0	0-0	0	1	0	
Dec 7	vs. Kansas City*	S	8	0	8	0-0	0-0	1	0	0	
Dec 14	at Carolina	S	2	0	2	0-0	0-0	0	0	0	
Dec 21	vs. Buffalo	P	2	0	2	0-0	0-0	0	0	0	
Dec 28	at San Diego	P	0	0	0	0-0	0-0	0	0	0	
Regular Season Totals			16/6	47	7	54	0-0	0-0	1	1	0


2009 DENVER (8-8)			TACKLES								
Date	Opponent	P/S	UT	A	TT	S-Yds.	I-Yds.	PD	FF	FR	
Sep 13	at Cincinnati*	P	1	1	2	0-0	1-0	1	0	0	
Sep 20	vs. Cleveland*	P	1	0	1	0-0	0-0	0	0	0	
Sep 27	at Oakland*	P	0	2	2	0-0	0-0	0	0	0	
Oct 4	vs. Dallas*	P	2	1	3	0-0	0-0	0	0	0	
Oct 11	vs. New England*	P	3	2	5	0-0	0-0	0	1	0	
Oct 19	at San Diego*	P	1	0	1	0-0	0-0	1	0	0	
Nov 1	at Baltimore	P	1	1	2	0-0	0-0	0	0	0	
Nov 9	vs. Pittsburgh	P	6	1	7	0-0	0-0	0	0	0	
Nov 15	at Washington	P	3	0	3	0-0	0-0	0	0	0	
Nov 22	vs. San Diego	P	0	0	0	0-0	0-0	0	0	0	
Nov 26	vs. N.Y. Giants*	P	1	0	1	0-0	0-0	0	0	0	
Dec 6	at Kansas City*	P	1	0	1	0-0	0-0	0	0	0	
Dec 13	at Indianapolis	P	1	2	3	0-0	0-0	0	0	0	
Dec 20	vs. Oakland	P	2	0	2	0-0	0-0	0	0	0	
Dec 27	at Philadelphia	P	0	0	0	0-0	0-0	0	0	0	
Jan 3	vs. Kansas City	P	2	0	2	0-0	0-0	0	0	0	
Regular Season Totals			16/0	25	10	35	0-0	1-0	2	1	0

2010 DENVER (4-12)			TACKLES								
Date	Opponent	P/S	UT	A	TT	S-Yds.	I-Yds.	PD	FF	FR	
Sep 12	at Jacksonville	P	0	0	0	0-0	0-0	0	0	0	
Sep 19	vs. Seattle*			INACTIVE							
Sep 26	vs. Indianapolis	P	0	0	0	0-0	0-0	0	0	0	
Oct 3	at Tennessee*			INACTIVE							
Oct 10	at Baltimore	P	0	0	0	0-0	0-0	0	0	0	
Games 6-8				INACTIVE							
Nov 14	vs. Kansas City*	S	0	0	0	0-0	0-0	0	0	0	
Nov 22	at San Diego	P	4	2	6	0-0	0-0	0	0	0	
Nov 28	vs. St. Louis	P	0	0	0	0-0	0-0	0	0	0	
Dec 5	at Kansas City	P	1	0	1	0-0	0-0	0	0	0	
Dec 12	at Arizona	P	1	0	1	0-0	0-0	0	0	0	
Dec 19	at Oakland	P	1	0	1	0-0	0-0	0	0	0	
Dec 26	vs. Houston*	S	8	1	9	0-0	0-0	0	0	0	
Jan 2	vs. San Diego	S	5	0	5	1-10	0-0	0	0	0	
Regular Season Totals			11/3	20	3	23	1-10	0-0	0	0	0

2011 DENVER (8-8)			TACKLES								
Date	Opponent	P/S	UT	A	TT	S-Yds.	I-Yds.	PD	FF	FR	
Sep 12	vs. Oakland	S	5	1	6	0-0	0-0	0	0	0	
Sep 18	vs. Cincinnati*	S	10	3	13	0-0	0-0	1	0	0	
Sep 25	at Tennessee	S	6	3	9	0-0	0-0	0	0	0	
Oct 2	at Green Bay	S	4	2	6	0-0	0-0	0	0	0	
Oct 9	vs. San Diego	P	6	1	7	0-0	0-0	0	0	0	
Oct 23	at Miami*	S	3	1	4	0-0	0-0	0	0	0	
Oct 30	vs. Detroit	S	5	3	8	0-0	0-0	0	0	0	
Nov 6	at Oakland*	P	2	1	3	0-0	0-0	0	0	0	
Nov 13	at Kansas City*			INACTIVE							
Nov 17	vs. N.Y. Jets*	P	5	2	7	0-0	0-0	0	1	0	
Nov 27	at San Diego*	P	3	4	7	0-0	0-0	0	0	0	
Dec 4	at Minnesota*	P	2	2	4	0-0	0-0	0	0	0	
Dec 11	vs. Chicago*	P	2	0	2	0-0	0-0	0	1	0	
Dec 18	vs. New England	S	5	3	8	0-0	0-0	0	0	0	
Dec 24	at Buffalo	P	2	1	3	0-0	0-0	1	0	0	
Jan 1	vs. Kansas City	P	0	0	0	0-0	0-0	0	0	0	
Regular Season Totals			15/7	60	27	87	0-0	0-0	2	2	0
Jan 8	vs. Pittsburgh*§	P	0	0	0	0-0	0-0	0	0	0	
Jan 14	at New England†	P	0	0	0	0-0	0-0	0	0	0	
Postseason Totals			2/0	0	0	0	0-0	0-0	0	0	0

§AFC Wild Card Game; †AFC Divisional Playoff Game

FIRST-YEAR PLAYERS



JEREMY BEAL


6-3 • 276 • OKLAHOMA

BORN: Dec. 2, 1987, in Carrollton, Texas

HIGH SCHOOL: Creekview High School, Carrollton, Texas

ACQUIRED: Draft #7b (247th overall), 2011

DEFENSIVE END



93

Jeremy Beal is a first-year defensive end from the University of Oklahoma who spent his rookie season on the Broncos' practice squad after being selected by the club in the seventh round (247th overall) of the 2011 NFL Draft... Played 54 games (43 starts) for the Sooners and finished his career ranked second in the program's history in sacks (29) and tackles for a loss (56.5) while leading the school to three Big 12 Conference Championships (2007, '08, '10)... Set a school record with 10 career forced fumbles... Named Big 12 Defensive Lineman of the Year and earned second-team All-America honors as a senior in 2010 after totaling a career-high 72 tackles (42 solo), 8.5 sacks (65 yds.), 19 tackles for a loss and three forced fumbles... Ranked fifth in the Big 12 with a career-best 11 sacks (72 yds.) and was selected as a finalist for the Ted Hendricks Award (nation's top defensive end) as a junior in 2009... Received District 10-5A Defensive MVP honors as a senior at Creekview High School in Carrollton, Texas, where he totaled 127 tackles, including 19 for a loss, and two sacks... Majored in multidisciplinary studies at Oklahoma... Jeremy Beal was born on Dec. 2, 1987, in Carrollton, Texas.



BEN GARLAND

6-5 • 275 • AIR FORCE

BORN: April 6, 1988, in Grand Junction, Colo.

HIGH SCHOOL: Central High School, Grand Junction, Colo.

ACQUIRED: College Free Agent, 2010

DEFENSIVE TACKLE



63

Ben Garland is first-year defensive lineman from the Air Force Academy who joined the Broncos as a college free agent on April 30, 2010... Competed with the Broncos during the 2010 preseason before spending 2010-2011 on Denver's reserve/military list while fulfilling his obligations to the Air Force... Totaled 115 tackles (52 solo), 11.5 sacks (66 yds.), three forced fumbles and two blocked kicks in 39 career games (34 starts) for the Falcons... Opened all 13 contests as a senior and totaled 45 tackles (21 solo) and 4.5 sacks (30 yds.) to earn second-team All-Mountain West Conference honors from the league coaches... Started all 13 games at nose guard as a junior and placed fourth on Air Force with 7.5 tackles for a loss (28 yds.) while adding 39 total stops and four sacks... Played all 13 games (8 starts) as a sophomore and finished second among the team's defensive linemen with 31 tackles (15 solo)... Played four games as a true freshman for the Falcons... Earned first-team all-state honors in football as a senior at Central High School in Grand Junction, Colo., and played one year of basketball at the school... Sworn into the Colorado Air National Guard on May 31, 2012, where he currently serves as a public affairs officer... Served as an element leader in Cadet Squadron 27 at Air Force and majored in systems engineering... Ben Garland was born on April 6, 1988, in Grand Junction, Colo.



ADAM GRANT

6-6 • 320 • ARIZONA

BORN: May 2, 1986, in Tacoma, Wash.

HIGH SCHOOL: Puyallup High School, Puyallup, Wash.

ACQUIRED: College Free Agent, 2011

OFFENSIVE TACKLE



67

Adam Grant is a first-year offensive tackle from the University of Arizona who joined the Broncos as a college free agent on July 27, 2011... Spent his rookie season on the club's practice squad... Played 34 games (31 starts) along the offensive line for the Wildcats, spending his senior season at left tackle after playing on the right side during previous years... Earned second-team All-Pacific-10 Conference honors following both his junior and senior campaigns... Selected to play in the East-West Shrine Game... Played at tight end and on the defensive line at Puyallup High School in Puyallup, Wash., where he earned Associated Press honorable mention all-state honors on offense as a senior and was nominated for the U.S. Army All-American Team... Majored in religious studies at Arizona... Adam Grant was born on May 2, 1986, in Tacoma, Wash.

	GREG ORTON	 89
	6-3 • 199 • PURDUE	
	BORN: Dec. 17, 1986, in Dayton, Ohio	
	HIGH SCHOOL: Wayne High School, Huber Heights, Ohio	
	ACQUIRED: Free Agent, 2011	
WIDE RECEIVER		

Greg Orton is a first-year wide receiver from Purdue University who spent the final five weeks of the 2011 regular season on the Broncos' practice squad after competing with the team during training camp... Spent training camp with Cincinnati in 2009 before stints with the Arena Football League's Spokane Shock and the United Football League's Omaha Nighthawks... Played 50 career games (27 starts) at Purdue and totaled 203 receptions (fifth in school history) for 2,356 yards (sixth in school history) with 13 touchdowns... Averaged 64.7 catches and 754 receiving yards in each of his final three seasons for the Boilermakers... Named a first-team all-state selection as a senior at Wayne High School in Huber Heights, Ohio, after totaling 65 receptions for 1,058 yards (16.3 avg.) with nine touchdowns... Studied organizational leadership and supervision at Purdue... Gregory Carlton Orton was born on Dec. 17, 1986.

	SEALVER SILIGA	 98
	6-2 • 307 • UTAH	
	BORN: April 26, 1990, in West Jordan, Utah	
	HIGH SCHOOL: Copper Hills High School, West Jordan, Utah	
	ACQUIRED: Free Agent, 2011	
DEFENSIVE TACKLE		

Sealver Siliga is a first-year defensive tackle from the University of Utah who spent time on Denver's practice squad as a rookie in 2011 after originally signing with San Francisco as a college free agent... Started 21-of-37 games played for the Utes and recorded 97 tackles (32 solo), 2.5 sacks (10 yds.), 11 tackles for a loss, five pass deflections and one fumble recovery... Named an honorable mention All-Mountain West Conference selection following his final two seasons... Opened all 12 games for Utah as a senior team captain and helped the defense rank second in the conference and 11th nationally against the run (137.9 ypg)... Started the final nine contests of his junior season and collected a career-high 49 tackles, including 6.5 tackles for a loss... Attended Copper Hills High School in West Jordan, Utah, where he lettered four times as a two-way lineman... Earned all-state, all-conference and Class 5A All-Region III honors following his senior campaign in addition to capturing the state of Utah power-lifting title, producing a 560-pound squat, 600-pound dead lift, 390-pound bench press and a 315-pound power clean... Nicknamed Sealver (pronounced silver), Tupaimoefitpo Siliga (pronounced see-linga) is one of 11 children and was born on April 26, 1990, in West Jordan, Utah.

	ADAM WEBER	 2
	6-3 • 210 • MINNESOTA	
	BORN: Aug. 3, 1987, in Shoreview, Minn.	
	HIGH SCHOOL: Mounds View High School, Arden Hills, Minn.	
	ACQUIRED: College Free Agent, 2011	
QUARTERBACK		

Adam Weber is a first-year quarterback from the University of Minnesota who spent his rookie season on the Broncos' practice squad... Originally joined the Broncos as a college free agent on July 27, 2011... Finished his career ranked third all-time in the Big Ten Conference for passing yards (10,917) and passing attempts (1,594) and fourth all-time with 909 completions... His 72 passing touchdowns ranked 10th all-time in the Big Ten... Set a conference record for consecutive starts (50) by a quarterback and tied the all-time league record for all positions... Started all 12 games as a senior, completing 205-of-368 passes for 2,515 yards with 20 touchdowns... Started all 13 games his junior season and threw for 2,582 yards on 191-of-367 passing with 13 touchdowns... Opened all 13 games as a sophomore, finishing 255-of-410 for 2,761 yards and 15 touchdowns... Started all 12 games and completed 258-of-449 passes for 2,895 yards and 25 touchdowns during his freshman campaign... Attended Mounds View High School in Arden Hills, Minn., where he was a three-time all-state performer and all-conference selection... Also lettered four times each in basketball and track... Majored in business marketing education... Adam Weber was born on Aug. 3, 1987, in Shoreview, Minn.





DEREK WOLFE

6-5 • 300 • CINCINNATI

BORN: Feb. 24, 1990, in Lisbon, Ohio

HIGH SCHOOL: Beaver Local High School, Lisbon, Ohio

DRAFTED: Second Round (36th overall)

COLLEGE GAMES PLAYED/STARTED: 45/38

95

DEFENSIVE TACKLE



WOLFE AT A GLANCE:

- A defensive tackle from the University of Cincinnati who played 45 career games, starting his last 38 contests, and finishing fourth on the school's all-time list with 19.5 sacks.
- Named Big East Conference co-Defensive Player of the Year and earned second-team All-America honors as a senior in 2011 after recording 9.5 sacks on the season and ranking first among Football Subdivision defensive tackles with 21.5 tackles for a loss.
- Recognized as the All-American Strength and Conditioning Athlete of the Year by the National Strength and Conditioning Association (NSCA) in April 2011.
- Opened all 12 games as a junior in 2010 and garnered second-team all-conference accolades while helping the Bearcats rank fourth in the Big East in rush defense (135.4 ypg.).
- Played seven games at defensive tackle as a true freshman in 2008 after originally being recruited as an offensive tackle.
- Lettered three times in football at Beaver Local High School in Lisbon, Ohio, in addition to competing as a state-qualifying powerlifter during his final two prep seasons.
- Selected by the Broncos in the second round (36th overall) of the 2012 NFL Draft.



2011: Wolfe started all 13 games for Cincinnati and was named Big East Conference co-Defensive Player of the Year and a second-team All-America selection after totaling 70 tackles (37 solo), 9.5 sacks (66 yds.), two forced fumbles and one fumble recovery... Ranked fifth in the nation with 21.5 tackles for a loss—a total that represented the fourth-most in school history and the most by a Football Bowl Subdivision defensive tackle in 2011... Posted three double-digit tackle games, including a career-high 11 stops vs. Louisville (10/15).

2010: Wolfe opened all 12 contests and recorded 48 tackles (29 solo), four sacks (21 yds.) and one pass defended to earn second-team all-conference honors from *The NFL Draft Report*... Helped Cincinnati rank fourth in the Big East in rush defense (135.4 ypg.).

2009: Wolfe contributed as a 13-game starter as a sophomore, totaling 41 tackles (21 solo), five sacks (32 yds.), one forced fumble and one fumble recovery... Recorded 10 of his stops on third down and another on fourth down.


2008: Wolfe played seven games at defensive tackle as a true freshman after being recruited to the Bearcats as an offensive tackle... Tallied three tackles (2 solo) and one sack (7 yds.) in his first collegiate season.

HIGH SCHOOL: Wolfe lettered three times as a defensive end, outside linebacker, tight end and offensive tackle at Beaver Local High School in Lisbon, Ohio, where he finished his prep career with 205 tackles... Collected 78 tackles and seven sacks as a senior in 2007 to earn Division III All-Ohio, All-Ohio Valley Athletic Conference, All-Eastern District and All-Ohio Valley Class AAAA first-team honors... Competed on the school's powerlifting team and qualified for the state finals as a junior and senior.

PERSONAL: Wolfe majored in criminal justice at Cincinnati and was named to the Big East Academic Honor Roll as a senior... Derek J. Wolfe was born on Feb. 24, 1990, in Lisbon, Ohio.

WOLFE'S COLLEGIATE RECORD — CINCINNATI

Year	School	G	S	UT	A	TT	S-Yds.	I-Yds.	PD	FF	FR	TD-Int.	TD-FR	S	Pts.
2008	Cincinnati	7	0	2	1	3	1-7	0-0	0	0	0	0	0	0	0
2009	Cincinnati	13	13	21	20	41	5-32	0-0	0	1	1	0	0	0	0
2010	Cincinnati	12	12	29	19	48	4-21	0-0	1	0	0	0	0	0	0
2011	Cincinnati	13	13	37	33	70	9.5-66	0-0	1	2	2	0	0	0	0
CAREER TOTALS		45	38	89	73	162	19.5-126	0-0	2	3	3	0	0	0	0



BROCK OSWEILER

6-8 • 240 • ARIZONA STATE


BORN: Nov. 22, 1990, in Coeur d'Alene, Idaho

HIGH SCHOOL: Flathead High School, Kalispell, Mont.

DRAFTED: Second Round (52nd overall)

COLLEGE GAMES PLAYED/STARTED: 25/15

QUARTERBACK



6

OSWEILER AT A GLANCE:

- A quarterback who started 15-of-25 games played at Arizona State University and completed 412-of-680 (60.5%) passes for 5,082 yards with 33 touchdowns and 15 interceptions.
- Left for the NFL after his junior campaign in which he opened all 13 contests for the Sun Devils and became just the fourth player in Pac-12 Conference history to throw for 4,000 yards.
- Combined to complete 108-of-157 (68.8%) passes for 1,262 yards with nine touchdowns and three interceptions (151.4 rtg.) against ASU's four ranked opponents in 2011.
- Threw for at least 300 yards in 7-of-15 games started during his career at ASU.
- Listed at 6'8", he originally committed to attend Gonzaga University on a basketball scholarship before electing to pursue football instead at ASU.
- Named the 2008-09 Gatorade State Player of the Year for Montana following his senior season at Flathead High School in Kalispell, Mont., after completing 189-of-303 (62.4%) passes for 2,703 yards with 29 touchdowns.
- Selected by the Broncos in the second round (57th overall) of the 2012 NFL Draft.



2011: Osweiler, a team captain, opened all 13 games as a junior in his first season as starter for Arizona State, completing 326-of-516 (63.2%) passes for 4,036 yards with 26 touchdowns and 13 interceptions for a 140.5 passer rating... Totaled 249 true rushing yards and three scores on 55 attempts (4.5 avg.)... Set school records for completions, attempts and yards while his 26 scores through the air marked the fourth most in ASU annals... Totaled six 300-yard passing games, including four contests with more than 350 yards... Ranked second in the Pac-12 Conference and 11th in the nation with 317.3 passing yards per game... Threw for a career-high 487 yards vs. Arizona (11/19)... Combined to complete 108-of-157 (68.8%) passes for 1,262 yards with nine touchdowns and three interceptions (151.4 rtg.) against ASU's four ranked opponents.

2010: Osweiler appeared in six games (1 start) as a sophomore and completed 62-of-109 (56.9%) passes for 797 yards with five touchdowns and zero interceptions (133.4 rtg.)... Added 31 true rushes for 151 yards (4.9 avg.) with one touchdown... Came on in relief of injured starter Steven Threet vs. UCLA (11/26) and helped ASU overcome a 17-0 deficit in its eventual 55-17 win over the Bruins by completing 27-of-36 (75.0%) passes for 380 yards and four touchdowns... Named MVP of the Territorial Cup after throwing for 267 yards and one touchdown in his only start of the season in the Sun Devils' 30-29 overtime win at Arizona (12/2).

2009: Osweiler played six games (1 start) as a true freshman for Arizona State, completing 24-of-55 (43.6%) passes for 249 yards with two touchdowns and two interceptions for an 86.4 passer rating... Compiled 48 true rushing yards on 10 carries (4.8 avg.)... Totaled 153 passing yards and one touchdown in a 14-9 loss to No. 12 Southern California (11/7)... Became the first ASU true freshman quarterback to start a game since Jake Plummer in 1993 when he opened the Sun Devils' game at No. 14 Oregon (11/14).

HIGH SCHOOL: Osweiler was named the 2008-09 Gatorade State Player of the Year for Montana following his senior season at Flathead High School in Kalispell, Mont., after completing 189-of-303 (62.4%) passes for 2,703 yards with 29 touchdowns... Averaged 24.9 points and 14.5 rebounds a junior on the hardwood and was listed as a three-star basketball recruit by Scout.com.

PERSONAL: Osweiler and originally committed to Gonzaga University to play basketball before deciding to pursue football collegiately... Studied sociology and political science at ASU... Brock Alan Osweiler was born on Nov. 22, 1990, in Coeur d'Alene, Idaho.

OSWEILER'S COLLEGIATE RECORD — ARIZONA STATE

Year	School	G	S	Att.	Comp.	Pct.	PASSING		TD	% Int.	% LG	Sacks	Rtg.
							Yds.	Yds./Att.					
2009	Arizona State	6	1	55	24	43.6	249	4.5	2	3.6	27	6/41	86.4
2010	Arizona State	6	1	109	62	56.9	797	7.3	5	4.6	0	7/27	133.4
2011	Arizona State	13	13	516	326	63.2	4,036	7.8	26	5.0	13	28/159	140.5
CAREER TOTALS		25	15	680	412	60.6	5,082	7.5	33	4.9	15	41/227	135.0

ADDITIONAL STATISTICS: True rushing — 2009 (10 for 48 yds., 4.8 avg., 19 LG), 2010 (31 for 151 yds., 4.9 avg., 20 LG, 1 TD), 2011 (55 for 249 yds., 4.5 avg., 25 LG, 3 TDs), TOTAL (96 for 448 yds., 4.7 avg., 25 LG, 4 TDs). Fumbles — 2009 (1FF), TOTAL (1FF).



RONNIE HILLMAN

5-10 • 100 • SAN DIEGO STATE

BORN: Sept. 14, 1991, in Long Beach, Calif.

HIGH SCHOOL: La Habra High School, La Habra, Calif.

DRAFTED: Third Round (67th overall)

COLLEGE GAMES PLAYED/STARTED: 26/20

34

RUNNING BACK



HILLMAN AT A GLANCE:

- A running back who played 26 games (20 starts) at San Diego State University and finished third in school history with 3,243 yards rushing in just two seasons with the Aztecs.
- Totaled 15 100-yard rushing games and three 200-yard outputs to go along with 36 rushing scores during his collegiate career at SDSU.
- Received first-team All-Mountain West Conference honors following both of his seasons in addition to being selected as the MWC Freshman of the Year in 2010.
- Rushed for a career-high 1,711 yards and 19 touchdowns on 311 carries (5.5 avg.) as a red-shirt sophomore in 2011 and was named MWC Player of the Week on three occasions.
- Ranked fourth in the NCAA in rushing (131.6 ypg) in 2011 while ranking ninth nationally in scoring (9.2 ppg).
- Played at La Habra High School in La Habra, Calif., where he led his team to consecutive division titles during his final two seasons, including a senior campaign in which he totaled 2,104 all-purpose yards and 27 total touchdowns to receive League MVP honors.
- Selected by the Broncos in the third round (67th overall) of the 2012 NFL Draft.



2011: Hillman started 12-of-13 games for San Diego State as a redshirt sophomore and totaled 1,711 yards (second in school history) and 19 touchdowns on 311 carries (5.5 avg.) along with 24 receptions for 270 yards (11.3 avg.) and one score... Named a third-team All-American by *The NFL Draft Report* and received first-team All-Mountain West Conference honors in addition to being selected to the watch lists for the Walter Camp, Doak Walker and Maxwell Awards... Led the MWC and ranked fourth in the NCAA in rushing (131.6 ypg) while placing 16th in the nation in scoring (9.2 ppg)... Totaled 100 yards in nine contests and was named MWC Player of the Week three times... Scored 11 of his 17 rushing touchdowns from at least 10 yards out, including four of 40+ yards... Ran for a season-high 224 yards and added 81 receiving yards vs. Wyoming (10/29) with his totals including a school-record 99-yard rushing score and a career-long 71-yard receiving touchdown.

2010: Hillman received Freshman All-America honors by several outlets and was a first-team All-MWC pick and the conference's Freshman of the Year after rushing 262 times for 1,532 yards (5.9 avg.) with 17 touchdowns in 13 games (8 starts)... Led all first-year players and ranked 10th among all running backs nationally with 117.9 yards per game rushing... Caught nine passes for 68 yards (7.6 avg.) with one score... Ran for over 100 yards six times, including a pair of 200-yard performances... Totaled 228 yards rushing and two scores (73, 93 yds.) at Missouri (9/18) and equaled that total against Navy (12/23) in the Aztecs' Poinsettia Bowl win.

2009: Hillman redshirted as a true freshman at San Diego State.

HIGH SCHOOL: Hillman attended La Habra High School in La Habra, Calif., where as a senior he led his team to the 2008 CIF Southern Section Southwest Division title after rushing for 1,251 yards and 14 touchdowns on just 97 carries (12.9 avg.)... Accounted for 2,104 all-purpose yards and 27 total touchdowns to earn first-team all-county pick honors from the *Orange County Register* in addition to being selected as the Freeway League MVP... Earned Southeast Division Offensive Player of the Year honors following his junior season in which he amassed 1,615 yards and 20 touchdowns rushing.

PERSONAL: Hillman studied social science at San Diego State... Played on a youth football team in Los Angeles coached by rapper Snoop Dogg... Ronnie Hillman was born on Sept. 14, 1991, in Long Beach, Calif.

HILLMAN'S COLLEGIATE RECORD — SAN DIEGO STATE

Year	School	G	S	RUSHING				RECEIVING				SCORING			
				No.	Yds.	Avg.	LG TD	No.	Yds.	Avg.	LG TD	TD	TDr	Tdp	TDrt 2pt Pts.
2009	S.D. State						REDSHIRTED								
2010	S.D. State	13	8	262	1,532	5.9	93t 17	9	68	7.6	20 1	18	17	1	0 0 108
2011	S.D. State	13	12	311	1,711	5.5	99t 19	24	270	11.3	71t 1	20	19	1	0 0 120
CAREER TOTALS		26	20	573	3,243	5.7	99t 36	33	338	10.2	71t 2	38	36	38	0 0 228

ADDITIONAL STATISTICS: Tackles — 2010 (2), 2011 (1), TOTAL (3).



OMAR BOLDEN

5-10 • 195 • ARIZONA STATE

BORN: Dec. 20, 1988, in Ontario, Calif.

HIGH SCHOOL: Colony High School, Ontario, Calif.

DRAFTED: Fourth Round (101st overall)

COLLEGE GAMES PLAYED/STARTED: 41/35

CORNERBACK



47

BOLDEN AT A GLANCE:

- A cornerback from Arizona State University who started four years for the Sun Devils and totaled 138 career tackles (112 solo), seven interceptions (114 yds.) and 21 pass breakups.
- Missed his senior season in 2011 after injuring his knee during spring practices but was still selected as a team captain for ASU.
- Voted one of four unanimous first-team All-Pac-10 Conference players following his redshirt junior season in 2010 at cornerback in addition to receiving second-team all-conference recognition as a return specialist.
- Played 29 consecutive games to begin his collegiate career, including 23 starts during that period, before suffering a mid-season injury in 2009 and being granted a medical redshirt by the NCAA.
- Named CIF Central Division Most Valuable Player and Inland Valley Player of the Year following his senior year at Colony High School in Ontario, Calif., where he starred at cornerback and running back.
- Selected by the Broncos in the fourth round (101st overall) of the 2012 NFL Draft.



2011: Bolden, a team captain for Arizona State, missed the entire season due to injury... Earned Hard Hat player recognition for his work in ASU's offseason strength and conditioning program.

2010: Bolden was a named unanimous first-team All-Pacific-10 Conference selection following his redshirt junior season in which he started all 12 games for the Sun Devils and totaled career highs in tackles (52) and interceptions (3 for 85 yds.) in addition to matching his career best with a team-high seven pass breakups... Received second-team All-Pac-10 recognition as a return specialist after returning 11 kickoffs for 321 yards (29.2 avg.), including a 97-yard return for a touchdown at No. 11 Wisconsin (9/18)... Named FBS Honorable Mention Cornerback Performer of the Week for his efforts at Washington (10/9 - game-clinching interception) and vs. USC (11/6 - five tackles, 66-yard interception return).

2009: Bolden played four games (2 starts) as a junior for ASU and collected four tackles (2 solo), one interception (0 yds.) and one pass breakup before suffering an injury in practice leading up to its game at Washington State (10/10) and being granted a medical redshirt by the NCAA.

2008: Bolden opened all 12 games for the Sun Devils and finished fifth on the team with 49 tackles (37 solo) along with two interceptions (0 yds.) and seven pass breakups to earn honorable mention Sophomore All-America honors from CollegeFootballNews.com.

2007: Bolden saw action in all 13 games, starting the final nine contests for Arizona State as a true freshman to earn Freshman All-America honors from several outlets and win the Bill Kajikawa Sun Devil Award for the team's most outstanding freshman... Totaled 33 tackles (24 solo), one interception (29 yds.) and six pass breakups on the year... Made his first collegiate start at Stanford (9/29) and returned an interception 29 yards for a touchdown in ASU's 41-3 win over the Cardinal.


HIGH SCHOOL: Bolden attended Colony High School in Ontario, Calif., where he played running back and cornerback... Named the CIF Central Division Most Valuable Player and the Inland Valley Player of the Year following his senior campaign in which he led Colony to its first CIF title by winning the league rushing crown (2,003 yards and 26 touchdowns)... Totaled 80 tackles and one interception on defense during his final prep season.

PERSONAL: Bolden graduated from ASU in the spring of 2011 with a degree in interdisciplinary studies (justice studies/sociology)... Created a website (www.omarbolden.com/positive-living) and designs elastic bracelets to promote the benefits of optimistic thinking through "Positive Living"... Omar Bolden was born on Dec. 20, 1988, in Ontario, Calif.

BOLDEN'S COLLEGIATE RECORD — ARIZONA STATE

Year	School	G	S	UT	A	TT	S-Yds.	I-Yds.	PD	FF	FR	TD-Int.	TD-FR	S	Pts.
2007	Arizona State	13	9	24	9	33	0-0	1-29	6	0	0	1	0	0	6
2008	Arizona State	12	12	37	12	49	0-0	2-0	7	0	0	0	0	0	0
2009	Arizona State	4	2	2	2	4	0-0	1-0	1	0	0	0	0	0	0
2010	Arizona State	12	12	37	15	52	0-0	3-85	7	0	0	0	0	0	0
2011	Arizona State	MISSED SEASON DUE TO INJURY													
CAREER TOTALS		41	35	112	38	138	0-0	7-114	21	0	0	1	0	0	6

ADDITIONAL STATISTICS: Kickoff returns — 2008 (4 for 79 yds., 19.8 avg., 28 LG), 2009 (2 for 123 yds., 61.5 avg., 89t LG, 1 TD), 2010 (11 for 321 yds., 29.2 avg., 97t LG, 1 TD), TOTAL (17 for 523 yds., 30.8 avg., 97t LG, 2 TDs).



PHILIP BLAKE

6-3 • 320 • BAYLOR


BORN: Nov. 27, 1985, in Toronto, Canada

HIGH SCHOOL: Henry Carr Catholic Secondary School, Etobicoke, Ontario

DRAFTED: Fourth Round (108th overall)

COLLEGE GAMES PLAYED/STARTED: 38/38

OFFENSIVE LINEMAN



64

BLAKE AT A GLANCE:

- An offensive lineman from Baylor University who started all 38 career games in three seasons played for the Bears—26 at center and 12 at right tackle—and recorded 254 knockdown blocks and 48 touchdown-resulting blocks during that time.
- Named to the Rimington Trophy (nation's best center) Watch List his final two seasons after replacing Broncos teammate J.D. Walton as the Bears' starting center in 2010.
- Started all 13 games as a senior in 2011 and was named a first-team All-Big 12 Conference selection by the league coaches and a first-team All-America pick by *The NFL Draft Report*.
- Directed the offensive line on a 2011 Baylor squad that ranked second nationally in total offense (587.1 ypg), fourth in passing offense (351.5 ypg), fourth in scoring offense (45.3 ppg) and 10th in rushing offense (235.6 ypg).
- Spent his freshman season at Tyler Junior College in Tyler, Texas, where he played mostly center and was selected as a second-team All-Southwest Junior College Football Conference pick.
- Played two seasons of prep football at Champlain Regional College in Lennoxville, Quebec, after graduating from Father Henry Carr Catholic Secondary School in Etobicoke, Ontario, in 2005.
- Chosen by the Montreal Alouettes with the 23rd overall pick in the 2011 Canadian Football Draft before opting to return to Baylor for his senior season.
- Selected by the Broncos in the fourth round (108th overall) of the 2012 NFL Draft.



2011: Blake earned first-team All-Big 12 Conference honors from the league coaches and first-team All-America accolades from *The NFL Draft Report* after starting all 13 games at center for a Baylor offense that ranked second nationally in total offense (587.1 ypg), fourth in passing offense (351.5 ypg), fourth in scoring offense (45.3 ppg) and 10th in rushing offense (235.6 ypg)... Totaled a team-best 96 knockdowns and 23 touchdown-resulting blocks along with an 85.8 percent grade for blocking consistency... Named to the ESPN All-Bowl Team for his performance in Baylor's 67-56 win vs. Washington (12/29) in the Alamo Bowl.

2010: Blake was an honorable mention All-Big 12 selection after opening all 13 games for the Bears at center following the departure of third-round NFL Draft pick J.D. Walton... Helped Baylor rank third in the conference in rushing (194.6 ypg) and third in sacks allowed (1.54/gm)... Recorded 82 knockdowns and 10 touchdown-resulting blocks on the season while receiving a coaches grade of 81 percent or higher in all but two games.

2009: Blake started all 12 games at right tackle in his first season with Baylor and registered 76 knockdowns and 10 touchdown-resulting blocks in addition to grading out at 82 percent on the year.

2008: Blake spent his freshman season at Tyler Junior College in Tyler, Texas, where he earned second-team All-Southwest Junior College Football Conference honors as a center for the Apaches... Saw playing time at offensive tackle in addition to the interior line and delivered 13 touchdown-resulting blocks for a ground attack that averaged 259.5 yards per game.

2006-07: Blake played two seasons of prep football at Champlain Regional College in Lennoxville, Quebec., competing at center for the Cougars.

HIGH SCHOOL: Blake graduated from Father Henry Carr Catholic Secondary School in Etobicoke, Ontario, in 2005.

PERSONAL: Blake majored in sociology at Baylor and graduated in August 2011... Selected by the Montreal Alouettes with the 23rd overall pick in the 2011 Canadian Football League Draft... Philip Anthony Blake was born on Nov. 27, 1985 in Toronto.

BLAKE'S COLLEGIATE RECORD — BAYLOR

Year	School	G	S
2009	Baylor	12	12
2010	Baylor	13	13
2011	Baylor	13	13
CAREER TOTALS		38	38



MALIK JACKSON

6-5 • 270 • TENNESSEE

BORN: Jan. 11, 1990, in Northridge, Calif.

HIGH SCHOOL: Birmingham High School, Van Nuys, Calif.

DRAFTED: Fifth Round (137th overall)

COLLEGE GAMES PLAYED/STARTED: 46/24

DEFENSIVE END



70

JACKSON AT A GLANCE:

- A defensive end who played two seasons each at the University of Tennessee (2010-11) and the University of Southern California (2008-09) and played 46 games (24 starts) while collecting 136 tackles (67 solo), 13 sacks (71 yds.), four forced fumbles and one fumble recovery.
- Started 24-of-25 games played for the Volunteers in two seasons, earning first-team All-Southeastern Conference honors following his senior season and second-team all-conference recognition at the conclusion of his junior campaign.
- Played defensive end to begin his career before switching to defensive tackle five weeks into his junior season and starting his final 19 collegiate games at that position.
- Saw action in 21 games in two years as a reserve defensive end for Southern California before transferring to Tennessee in 2010.
- Totaled 103 tackles and 14.5 sacks as a senior at Birmingham High School in Van Nuys, Calif., where he teamed with his twin brother, Marquis, to earn All-L.A. City and All-West Valley co-MVP honors.
- Selected by the Broncos in the fifth round (137th overall) of the 2012 NFL Draft.



2011: Jackson started all 12 games at defensive tackle for Tennessee and tied for third on the team with a career-high 56 tackles (23 solo) to go along with three sacks (13 yds.), two passes defended and one forced fumble while earning first-team All-Southeastern Conference recognition from the Associated Press... Led the Volunteers in sacks (2.5), quarterback hurries (10) and tackles for a loss (11)... Posted a career-best nine tackles, including two tackles for a loss and one sack, at No. 2 Alabama (10/22)... Earned SEC Defensive Lineman of the Week honors after recording six tackles, a half sack and two tackles for a loss vs. Vanderbilt (11/19).

2010: Jackson opened 12-of-13 games in his first season with Tennessee after transferring from Southern California... Switched from defensive end to defensive tackle after four games and went on to post 48 tackles (29 solo) while ranking first on the Vols with 11 tackles for a loss and second on the team with five sacks (28 yds.)... Added an interception (44 yds.), four pass breakups, one forced fumble and one fumble recovery to earn second-team All-SEC honors.

2009: Jackson played all 13 games (0 starts) for the Trojans in a reserve defensive end role and was primarily used in pass rushing situations... Recorded 18 tackles (11 solo), 3.5 sacks (22 yds.), three passes defended and one forced fumble.

2008: Jackson saw action in eight games (0 starts) at weakside defensive end as a true freshman for Southern California and totaled four tackles, including two sacks (8 yds.), with one pass deflection and one forced fumble.

HIGH SCHOOL: Jackson tallied 103 tackles and 14.5 sacks as a senior at Birmingham High School in Van Nuys, Calif., and earned All-L.A. City and All-West Valley League co-Defensive MVP honors... Helped lead Birmingham to the 2006 L.A. City title with 10.5 sacks as a junior in 2006.

PERSONAL: Jackson's twin brother, Marquis, was an all-conference defensive end the past two seasons for Texas Southern University... Malik Jackson was born on Jan. 11, 1990, in Northridge, Calif.

JACKSON'S COLLEGIATE RECORD — TENNESSEE/USC

Year	School	G	S	UT	A	TT	S-Yds.	I-Yds.	PD	FF	FR	TD-Int.	TD-FR	S	Pts.
2008	USC	8	0	4	0	4	2-8	0-0	1	1	0	0	0	0	0
2009	USC	13	0	11	7	18	3.5-22	0-0	3	1	0	0	0	0	0
2010	Tennessee	13	12	29	19	48	5-28	1-44	5	1	1	0	0	0	0
2011	Tennessee	12	12	23	33	56	2.5-13	0-0	2	1	0	0	0	0	0
CAREER TOTALS		46	24	67	69	136	13-71	1-44	10	4	1	0	0	0	0



DANNY TREVATHAN

6-1 • 232 • KENTUCKY

BORN: March 24, 1990, in Youngstown, Ohio

HIGH SCHOOL: Leesburg High School, Leesburg, Fla.

DRAFTED: Sixth Round (188th overall)

COLLEGE GAMES PLAYED/STARTED: 52/31

LINEBACKER



59

TREVATHAN AT A GLANCE:

- A linebacker who played all 52 possible games (31 starts) in four seasons at the University of Kentucky and led the Southeastern Conference in tackles during each of his final two campaigns.
- Totaled 10 or more tackles in 12 consecutive games spanning parts of his junior and senior seasons and finished with 20 total 10-tackle efforts in his career.
- Recorded a career-high 144 tackles as a junior in 2010 and became the first Kentucky linebacker to earn first-team All-America honors (CollegeFootballNews.com) in addition to receiving first-team All-SEC recognition.
- Saw action in all 13 games (6 starts) as a sophomore in 2009 and was named the Wildcats' Most Improved Defensive Player as chosen by the coaches after finishing as the team's second-leading tackler (82).
- Played quarterback, running back and linebacker as a three-year starter for Leesburg High School in Leesburg, Fla., earning first-team All-Central Florida honors and Area Defensive Player of the Year recognition from the *Orlando Sentinel* following his senior season.
- Selected by the Broncos in the sixth round (188th overall) of the 2012 NFL Draft.



2011: Trevathan started all 13 games as a senior weakside linebacker for Kentucky and was named National Linebacker of the Year by the College Football Performance Awards and a second-team All-American by SI.com after leading the Wildcats in tackles (143), sacks (3), interceptions (4) and forced fumbles (5)... Added second-team All-Southeastern Conference honors after leading the league in tackles for the second consecutive season... Equaled his career high with 17 tackles on three different occasions—all in the final five games of the season.

2010: Trevathan started 12-of-13 games as a junior and became the first Kentucky linebacker to earn first-team All-America honors (CollegeFootballNews.com) in addition to leading the SEC in tackles (144)—the most recorded by an individual in the league since 2002—and being named to the conference's first team... Added three sacks (21 yds.), three passes defended and four forced fumbles... Ended the season with nine consecutive games with at least 10 tackles... Named SEC Player of the Week after totaling 11 total tackles and 3.5 tackles for a loss in Kentucky's season opener vs. Louisville (9/4).

2009: Trevathan played all 13 games (6 starts) and was named the Wildcats' Most Improved Defensive Player as chosen by the coaches after finishing as the team's second-leading tackler (82).

2008: Trevathan played all 13 games (0 starts) as a true freshman and contributed five tackles on defense in addition to serving as a mainstay on special teams and adding a blocked kick to set up a touchdown vs. No. 13 Georgia (11/8).

HIGH SCHOOL: Trevathan was a three-year starter for Leesburg High School, in Leesburg, Fla, where he was a third-team all-state selection by the Florida Sportswriters Association following his senior season... Totaled 117 tackles, 5.5 sacks and three forced fumbles on defense in addition to playing quarterback and running back on offense during his final prep campaign and also earned first-team All-Central Florida honors and Area Defensive Player of the Year recognition from the *Orlando Sentinel*.

PERSONAL: Trevathan's father, Vincent Hicks, played football at Toledo... Majored in family science at Kentucky... Danny Trevathan (pronounced trev-AY-than) was born on March 24, 1990, in Youngstown, Ohio.

TREVATHAN'S COLLEGIATE RECORD — KENTUCKY

Year	School	G	S	UT	A	TT	S-Yds.	I-Yds.	PD	FF	FR	TD-Int.	TD-FR	S	Pts.
2008	Kentucky	13	0	3	2	5	0-0	0-0	0	0	0	0	0	0	0
2009	Kentucky	13	6	43	39	82	0-0	0-0	1	2	1	0	0	0	0
2010	Kentucky	13	12	85	59	144	3-21	0-0	3	4	0	0	0	0	0
2011	Kentucky	13	13	67	76	143	3-20	4-73	5	5	1	0	0	0	0
CAREER TOTALS		52	31	198	176	374	6-41	4-73	9	11	2	0	0	0	0

ROOKIE COLLEGE FREE AGENTS

77 JAMIE BLATNICK 6-3 • 265 • OKLAHOMA STATE

DEFENSIVE END

Jamie Blatnick is a rookie defensive end from Oklahoma State University who joined the Broncos as a college free agent on April 28, 2012... Played 51 games, totaling 118 tackles, 24 tackles for a loss and 16 sacks in his Cowboy career... Led OSU with 13.5 tackles for a loss and eight sacks as a senior... Paced the squad with 5.5 sacks (34 yds.) during his junior season, adding a fumble recovery and a forced fumble... Posted 28 tackles (20 solo) in his sophomore campaign, forcing a fumble at rival Oklahoma... Played in all 13 games as a redshirt freshman in 2008... Attended Celina High School in Celina, Texas, where he won a state title and earned all-state honors twice as both an offensive and defensive lineman after recording 20 career sacks while allowing only one... Majored in health promotion at Oklahoma State... Jamie Blatnick was born on June 24, 1989.

46 AARON BREWER 6-5 • 225 • SAN DIEGO STATE

LONG SNAPPER

Aaron Brewer is a rookie long snapper from San Diego State University who joined the Broncos as a college free agent on April 28, 2012... A four-time All-Mountain West Conference selection for the Aztecs, he appeared in all 50 possible games during his college career and posted 15 special-teams tackles... Made six stops (five solo) as a senior in 2011... Was part of an Aztec special-teams unit that converted 160-of-170 PATs and 41-of-66 field-goal attempts... Contributed to a punting team that made 250 punts for 10,599 yds. (42.4 avg.)... Majored in finance at San Diego State... Aaron Brewer was born on July 5, 1989.

48 ELLIOT COFFEY 6-0 • 235 • BAYLOR

LINEBACKER

Elliot Coffey is a rookie linebacker from Baylor University who joined the Broncos as a college free agent on April 28, 2012... Appeared in 47 games (22 starts) for the Bears and totaled 224 tackles (114 solo), four interceptions (35 yds.), three forced fumbles and one fumble recovery... Earned All-Big 12 honors as a senior in 2011, taking home the Alamo Bowl Defensive MVP Award in Baylor's win vs. Washington (12/29)... Started all 13 games in his final year in Waco, leading the Bears with 116 tackles (55 solo), including five for a loss (14 yds.), and picking off two passes (34 yds.)... Posted 61 tackles as a junior, adding an interception... Appeared in all 13 games as a sophomore, recording 35 tackles, one sack, one interception and one forced fumble... Played in all 12 games as a redshirt freshman in 2008, tallying 14 tackles... Earned all-district honors twice at Clements High School in Sugar Land, Texas... Majored in speech communication at Baylor... Elliot Coffey was born on Dec. 3, 1989.

49 JERRY FRANKLIN 6-1 • 245 • ARKANSAS

LINEBACKER

Jerry Franklin is a rookie linebacker from the University of Arkansas who joined the Broncos as a college free agent on April 28, 2012... Appeared in 51 games with the Razorbacks, making 50 starts... Totaled 382 tackles at Arkansas, including 31.5 tackles for loss and 10 sacks... Led Arkansas in tackles each of his four years... Recorded five interceptions, two forced fumbles and five fumble recoveries in his college career... Posted 101 tackles as a senior, including 10 tackles for loss (23 yds.)... Recovered two fumbles (94 yds.) in his final season at Arkansas... Named to the Butkus Award watch list and earned second-team All-Southeastern Conference honors as a junior in 2010... Started 12-of-13 games as a sophomore, tying for second in the SEC among linebackers with three interceptions... Selected to the All-SEC Freshman Team in 2008... Played running back at Marion High School in Marion, Ark., where he was named Class 6A Offensive Player of the Year and 6A East Back of the Year following his senior season... Majored in recreation and sport management at Arkansas... Jerry Franklin was born on Jan. 10, 1988.

DID YOU KNOW?

A rookie college free agent has made the Broncos' active roster out of training camp in each of the last eight seasons. Overall, 13 college free agents have made Denver's season-opening roster since 1997. Most recently, in 2011, cornerback Chris Harris went from a CFA from the University of Kansas to a member of the PFW/PFWA All-Rookie Team while leading all NFL rookie defensive backs in tackles (65).

39 DUKE IHENACHO

6-1 • 205 • SAN JOSE STATE

SAFETY

Duke Ihenacho is a rookie safety from San Jose State University who joined the Broncos as a college free agent on April 28, 2012... Became the first Spartan to earn All-Western Athletic Conference First Team honors three times as he totaled 268 tackles (142 solo) and seven interception in his career... Scored three defensive touchdowns, with two coming off interceptions and one resulting from a fumble recovery... Recorded 73 tackles his senior year, good for third on the Spartans... Played in two games in 2010 before suffering a season-ending injury... Named to the preseason Jim Thorpe Award Watch List in 2009... Returned an interception for a touchdown in back-to-back games as a sophomore as one of only two players in the country accomplish that feat... Recorded the Spartans' only blocked punt as a freshman as the youngest player on the squad... Majored in business marketing at San Jose State... Older brother, Carl, played at San Diego State and was signed as a college free agent by San Diego in 2011 before being waived and picked up by Oakland's practice squad in December... Duke Ihenacho was born on June 16, 1989.

57 STEVEN JOHNSON

6-1 • 237 • KANSAS

LINEBACKER

Steven Johnson is a rookie linebacker from the University of Kansas who joined the Broncos as a college free agent on April 28, 2012... Finished his four-year collegiate career with 229 tackles, 6.5 tackles for a loss and two sacks... Led the Jayhawks in tackles each of his final two seasons... Led the Big 12 Conference and ranked 21st in the country in tackles with 124 stops his senior season, while serving as a team captain... Posted 10 stops in his final college game against Missouri at Arrowhead Stadium... Tallied 95 tackles as a junior, including 4.5 for a loss and two sacks... Played in 10 games as a sophomore, recording nine stops on defense and contributing on special teams... Saw action against Florida International and South Florida during his freshman campaign, posting one tackle... Earned all-state honors at Strath Haven High School in Wallingford, Pa., after leading the state in tackles (123) as a senior... Majored in economics at Kansas, with a business minor. Steven Johnson was born on March 28, 1988.

45 CORYELL JUDIE

5-11 • 190 • TEXAS A&M

CORNERBACK

Coryell Judie is a rookie cornerback from Texas A&M University who joined the Broncos as a college free agent on April 28, 2012... A two-year letterman for the Aggies, he finished his college career with 79 tackles and four interceptions... Appeared in seven games as a senior in 2011, making two starts... Recorded 22 tackles (8 solo) in his final Aggie campaign, including one sack (8 yds.), and broke up five passes... Returned eight kicks for 201 yards during his senior season... Named an honorable mention All-Big 12 Conference selection as a junior in 2010, when he returned two kickoffs for touchdowns—a 100-yard return and an 84-yard return... Earned first-team All-District (22-2A) honors as a senior wide receiver at Marlin High School in Marlin, Texas... Majored in agricultural leadership and development at Texas A&M... Coryell Judie was born on Oct. 14, 1987.

86 ANTHONY MILLER

6-4 • 260 • CALIFORNIA

TIGHT END

Anthony Miller is a rookie tight end from the University of California who joined the Broncos as a college free agent on April 28, 2012... Played 46 games at Cal and registered 64 receptions for 774 yards (12.1 avg.) with five touchdowns during his career... Selected as a two-time finalist for the John Mackey Award (nation's best tight end)... Named honorable mention All-Pac-12 Conference by the league's coaches after his senior season in 2011 after he started all 13 of the Bears' games and caught 24 passes for 263 yards (11.0 avg.) with three touchdowns... Started 11-of-12 games as a junior, catching 13 passes for 152 yards (11.7 avg.), including a career-long 45-yard touchdown... Named honorable mention All-Pac-10 during his sophomore season after totaling 26 receptions for 357 yards (13.7 avg.)... Saw action in 10 games as a freshman in 2008, with his lone catch coming against Miami (Fla.) to give the Bears a win in the Emerald Bowl... Totaled 18 catches for 310 yards (17.2 avg.) as a senior in a run-dominated offense at Archbishop Mitty High School in San Jose, Calif., to earn first-team All-West Catholic Athletic League honors... Anthony Miller was born on Jan. 22, 1990.



19 ERIC PAGE

5-10 • 180 • TOLEDO

WIDE RECEIVER

Eric Page is a rookie wide receiver from the University of Toledo who joined the Broncos as a college free agent on April 28, 2012... Caught 304 passes for 3,276 yards (10.8 avg.) with 25 touchdowns during his three-year career with the Rockets to pace the school in all three categories during each season... Named to the watch lists for the Biletnikoff and Hornung awards as a junior in 2011, when he hauled in 125 passes for 1,182 yards (9.5 avg.) with 10 touchdowns... Garnered first-team All-Mid-American Conference honors at three positions: wide receiver, kick returner and punt returner... Tallied 99 catches for 1,105 yards (11.2 avg.) and eight scores during his sophomore campaign in 2010 and was selected as a consensus All-American kick returner... Named second team All-MAC as an impact freshman after posting 82 receptions for 1,159 yards (14.1 avg.) and seven scores... Attended Springfield High School in Holland, Ohio, where he posted 2,381 yards and 34 touchdowns rushing to go along with 1,102 yards and 11 scores passing as a senior... Collected Ohio Division II co-Offensive Player of the Year, League MVP and first-team all-state honors following his final prep season... Majored in criminal justice at Toledo... Eric Anthony Page was born Sept. 23, 1991.

60 MIKE REMMERS

6-5 • 303 • OREGON STATE

OFFENSIVE TACKLE

Mike Remmers is a rookie offensive lineman from Oregon State University who joined the Broncos as a college free agent on April 28, 2012... Made 44 total starts (sixth in school history), including the final 37 games of his four-year career with the Beavers... Blocked for a passing attack that averaged 286.8 yards per game his senior season... Earned All-Pacific-10 Conference honors as a junior in 2010 and was a finalist for the Burlsworth Trophy, which is given annually to the best player in the country who began his career as a walk-on... Earned a scholarship following his freshman season in which he saw limited game action... Attended Jesuit High School in Portland, Ore.... Majored in new media communications at Oregon State... Mike Remmers was born on April 11, 1989.

10 GERELL ROBINSON

6-4 • 222 • ARIZONA STATE

WIDE RECEIVER

Gerell Robinson is a rookie wide receiver from Arizona State University who joined the Broncos as a college free agent on April 28, 2012... Finished his career with 135 career receptions for 2,071 yards (15.3 avg.) and 12 touchdowns in 47 games (25 starts)... Teamed with Broncos second-round draft choice Brock Osweiler as a senior to catch 77 passes for 1,397 yards (18.1 avg.) with seven touchdowns to set career highs... His 1,397 receiving yards marked the second-highest single-season total in school history and the 77 receptions tied him for third most in a single season by a Sun Devil... Saw action in 11 games as a junior (7 starts) and earned the Hard Hat Player Award for his work in the strength and conditioning program... Appeared in 12 games (5 starts) as a sophomore and posted with 26 catches for 261 yards (10.0 avg.)... Selected as a second-team All-USA pick by *USA Today* following his senior year at Hamilton High School in Chandler, Ariz.... Majored in justice studies at ASU... Gerell Robinson was born on Oct. 13, 1989.

69 WAYNE TRIBUE

6-3 • 329 • TEMPLE

OFFENSIVE GUARD

Wayne Tribue is a rookie offensive lineman from Temple University who joined the Broncos as a college free agent on April 28, 2012... Played 49 games for the Owls, opening 18 contests at left guard, 13 at right guard and two at center... Earned third-team All-Mid-American Conference honors after starting all 13 games as a senior in 2011... Appeared in 11 games (6 starts) as a junior after being named the most improved offensive player following spring drills... Saw action in 13 games (5 starts) as a sophomore after becoming one of just six Temple freshmen to play in every game during the 2008 season... Received the 2012 Temple Teammates Community Service Award and was named to the 2011 Allstate AFCA Good Works Team... Served as a team captain his senior year at Central York High School, in York, Pa., and was selected to play in the Big 33 All-Star Game... Majored in biochemistry at Temple... Wayne Luis Tribue was born April 30, 1990.

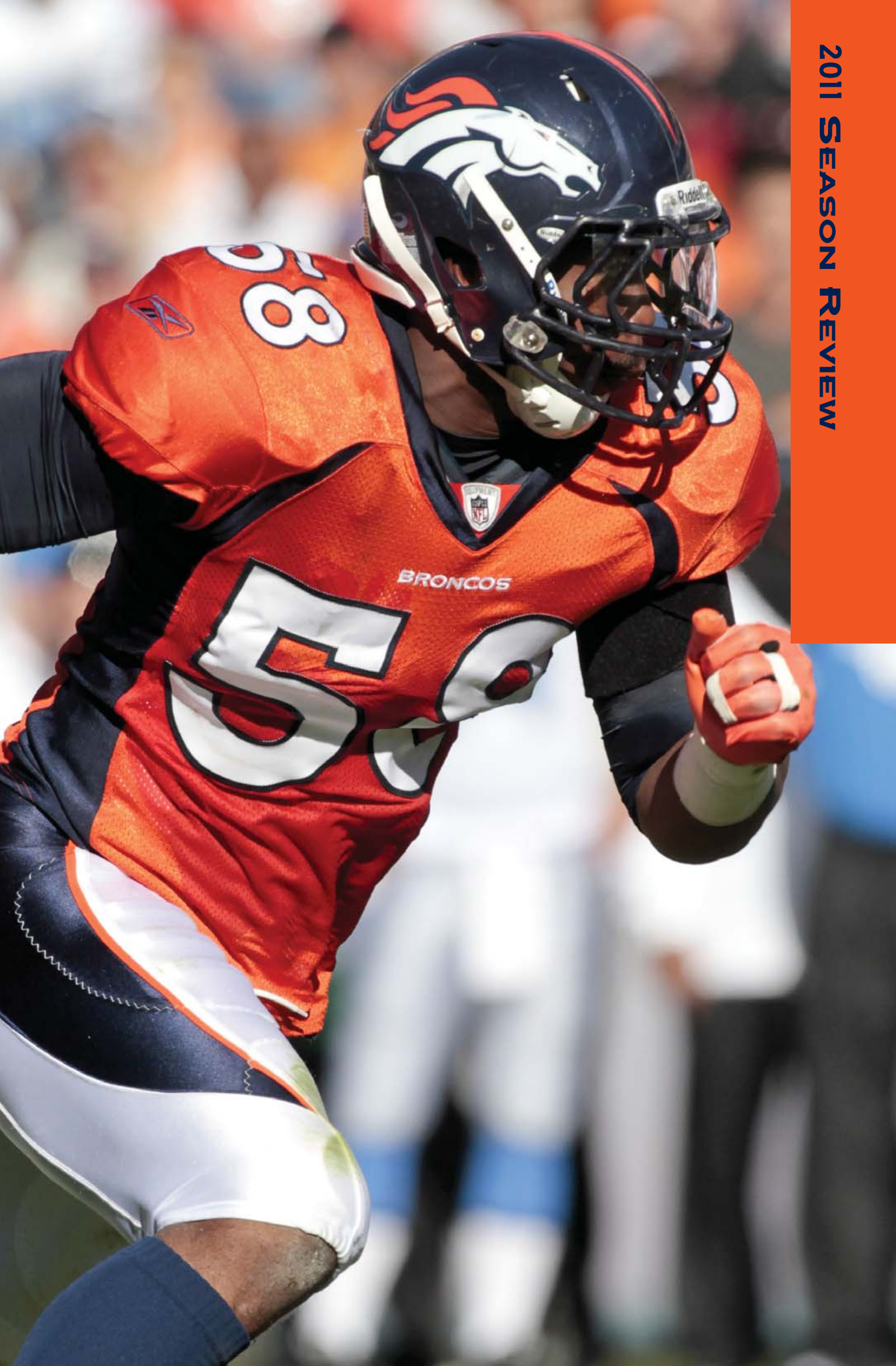
62 AUSTIN WUEBBELS

6-4 • 295 • MISSOURI

OFFENSIVE GUARD

Austin Wuebbels is a rookie offensive lineman from the University of Missouri who joined the Broncos as a college free agent on April 28, 2012... Blocked for All-Big 12 Conference running back Henry Josey, who in 2011 rushed 1,168 yards in 10 games before a knee injury sidelined him for the rest of the season... Earned all-conference honors during the 2010 season, which was his first year as a full-time starter for the Tigers... Finished his career with 26 consecutive starts over his final two years... Attended Triad High School in Troy, Ill. where he was named Team MVP and garnered all-state, all-conference and all-Metro honors following his senior campaign... Majored in marketing at Missouri and was a four-time Academic All-Big 12 honoree... Austin Wuebbels was born on Oct 27, 1988.

2011 SEASON REVIEW



2011 FINAL REGULAR SEASON STATISTICS (8-8)

Date	W-L	Score	Opponent	Attendance	RUSHING	No.	Yds.	Avg.	Long	TD
Sept 12	L	20-23	Oakland	75,671	McGahee	249	1199	4.8	60t	4
Sept 18	W	24-22	Cincinnati	73,281	Tebow	122	660	5.4	32	6
Sept 25	L	14-17	at Tennessee	69,143	Ball	96	402	4.2	34	1
Oct 2	L	23-49	at Green Bay	70,529	Moreno	37	179	4.8	24	0
Oct 9	L	24-29	San Diego	74,895	J.Johnson	14	77	5.5	25	0
Oct 23	W	18-15	at Miami (OT)	63,800	Royal	7	48	6.9	11	0
Oct 30	L	10-45	Detroit	74,977	Larsen	14	44	3.1	6	0
Nov 6	W	38-24	at Oakland	58,125	Orton	5	17	3.4	13	0
Nov 13	W	17-10	at Kansas City	72,908	D.Thomas	1	5	5.0	5	0
Nov 17	W	17-13	New York Jets	74,746	Decker	1	1	1.0	1	0
Nov 27	W	16-13	at San Diego (OT)	64,436	BRONCOS	546	2632	4.8	60t	11
Dec 4	W	35-32	at Minnesota	62,939	OPPONENTS	488	2021	4.1	47	11
Dec 11	W	13-10	Chicago (OT)	76,487	RECEIVING	No.	Yds.	Avg.	Long	TD
Dec 18	L	23-41	New England	76,556	Decker	44	612	13.9	56t	8
Dec 24	L	14-40	at Buffalo	45,112	D.Thomas	32	551	17.2	47	4
Jan 1	L	3-7	Kansas City	76,005	Lloyd	19	283	14.9	44	0

TEAM STATISTICS

TOTAL FIRST DOWNS

Rushing 129

Passing 130

Penalty 27

3RD DOWN: MADE/ATT 66/214

3rd Down Pct. 30.8

4TH DOWN: MADE/ATT 3/13

4th Down Pct. 23.1

POSSESSION AVG. 28:51

TOTAL NET YARDS 5066

Avg. Per Game 316.6

Total Plays 1017

Avg. Per Play 5.0

NET YARDS RUSHING 2632

Avg. Per Game 164.5

Total Rushes 546

NET YARDS PASSING 2434

Avg. Per Game 152.1

Sacked/Yards Lost 42/274

Gross Yards 2708

Att./Completions 429/217

Completion Pct. 50.6

Had Intercepted 13

PUNTS/AVERAGE 101/47.4

NET PUNTING AVG. 40.2

PENALTIES/YARDS 101/842

FUMBLES/BALL LOST 30/17

TOUCHDOWNS 36

Rushing 11

Passing 20

Returns 5

SCORE BY PERIODS

BRONCOS 74 33 75 118 9 309

OPPONENTS 52 154 91 93 0 390

SCORING

Prater 0 0 0 0 30/30 19/25 0 87

Decker 9 0 8 1 0/0 0/0 0 54

Tebow 6 6 0 0 0/0 0/0 0 40

McGahee 5 4 1 0 0/0 0/0 0 32

D.Thomas 4 0 4 0 0/0 0/0 0 24

Fells 3 0 3 0 0/0 0/0 0 18

Royal 2 0 1 1 0/0 0/0 0 12

Ball 2 1 1 0 0/0 0/0 0 12

Moreno 1 0 1 0 0/0 0/0 0 6

Vaughn 1 0 0 1 0/0 0/0 0 6

Goodman 1 0 0 1 0/0 0/0 0 6

Haggan 1 0 0 1 0/0 0/0 0 6

Willis 1 0 1 0 0/0 0/0 0 6

BRONCOS 36 11 20 5 30/30 19/25 0 309

OPPONENTS 42 11 24 7 40/40 32/39 0 390

2-PT. CONVERSIONS: Tebow 2, McGahee 1, **BRONCOS 3-6, OPPONENTS 0-2**

SACKS: Miller 11.5, Dumervil 9.5, Williams 5.0, McBean 4.0,

Dawkins 3.0, Ayers 3.0, Wilhite 2.0, Hunter 1.0, Q.Carter 1.0,

BRONCOS 40.0, OPPONENTS 41.0

FUM/Lost: Tebow 13/6, McGahee 4/3, Ball 2/2, Orton 2/2, Cosby 2/1,

Fells 2/1, Decker 1/1, Moreno 1/1, Goodman 1/0, Lloyd 1/0

PRATER: (28G,56N,30G)(34G)(27G)(35G)(49N,43N,52G)(39G)

(43N,43G)(38G,41N)(37G)(41G,24G,37G)(46G,23G)(28B,59G,51G)

(26G)(38G)

OPPONENTS: (45G,21G,63G)(45G,37G,23G)(46G)(24G,32G,28G,51G,35G)

(38G,36G,43G)(50G)(48G)(32G)(52N,21G,61N,45G)(53G,25G,48N,53N)

(40G,25G,39G)(57G)(21G,34G)(45N,31N,28G,25G,25G,29G)(1)

PASSING

Tebow 271 126 1729 46.5% 6.4

Orton 155 91 979 58.7% 6.3

Colquitt 1 0 0 0.0% 0.0

Decker 1 0 0 0.0% 0.0

D.Thomas 1 0 0 0.0% 0.0

BRONCOS 429 217 2708 50.6% 6.3

OPPONENTS 534 333 3987 62.4% 7.5

TD 12 8 0 0 0 20 24

TD% 4.4% 5.2% 0.0% 0.0% 0.0% 4.7% 4.5%

Int 6 7 0 0 0 13 9

Int% 2.2% 4.5% 0.0% 0.0% 0.0% 3.0% 1.7%

Long 56t 52t 0 0 0 56t 84

Sack/Lost 33/225 9/49 0/0 0/0 0/0 42/274 41/283

Rating 72.9 75.7 39.6 39.6 39.6 73.4 93.1

INTERCEPTIONS

Goodman 2

Bailey 2

Vaughn 1

Moore 1

Haggan 1

C.Harris 1

Wilhite 1

BRONCOS 9

OPPONENTS 13

No. 2 2 1 1 1 1 1

Yds. 46 0 55 18 16 15 2

Avg. 23.0 0.0 55.0 18.0 16.0 15.0 2.0

Long 26t 0 55t 18 16t 15 2

TD 1 0 1 0 1 0 0

BRONCOS 152

OPPONENTS 276

Avg. 16.9

Long 55t

TD 3

BRONCOS 101

OPPONENTS 92

No. 101

Yds. 4783

Avg. 47.4

Net 40.2

TB 7

In20 33

Long 66

B 0

BRONCOS 101

OPPONENTS 92

No. 101

Yds. 4783

Avg. 47.4

Net 40.2

TB 12

In20 33

Long 66

B 0

BRONCOS 101

OPPONENTS 92

No. 101

Yds. 4783

Avg. 47.4

Net 40.2

TB 12

In20 33

Long 66

B 0

BRONCOS 101

OPPONENTS 92

No. 101

Yds. 4783

Avg. 47.4

Net 40.2

TB 12

In20 33

Long 66

B 0

BRONCOS 101

OPPONENTS 92

No. 101

Yds. 4783

Avg. 47.4

Net 40.2

TB 12

In20 33

Long 66

B 0

BRONCOS 101

OPPONENTS 92

No. 101

Yds. 4783

Avg. 47.4

Net 40.2

TB 12

In20 33

Long 66

B 0

2011 FINAL REGULAR SEASON DEFENSIVE STATISTICS

Based on unofficial press box statistics

PLAYER	TOTAL	SOLO	ASSIST	SACKS- Yds.	INTS- Yds.	PD	FF	FR
1. Williams	90	70	20	5-38	0-0	2	3	1
2. Woodyard	87	60	27	0-0	0-0	2	1	0
3. Mays	74	63	11	0-0	0-0	2	0	0
4. C. Harris	65	56	9	0-0	1-15	6	0	0
5. Miller	64	50	14	11.5-77	0-0	4	2	0
6. Dawkins	51	38	13	3-38	0-0	6	1	0
7. Q. Carter	49	41	8	1-4	0-0	0	0	0
Goodman	49	41	8	0-0	2-46	10	0	1
9. Bunkley	43	33	10	0-0	0-0	0	0	0
M. Thomas	43	29	14	0-0	0-0	1	0	0
11. Dumervil	42	31	11	9.5-63	0-0	1	0	1
12. Bailey	39	35	4	0-0	2-0	10	1	0
Ayers	39	25	14	3-12	0-0	2	1	1
14. McBean	33	19	14	4-10	0-0	0	0	0
15. Moore	31	28	3	0-0	1-18	2	0	1
16. Wilhite	26	23	3	2-18	1-2	2	0	0
17. Haggan	21	12	9	0-0	1-16	1	0	0
18. Hunter	20	16	4	1-6	0-0	1	1	1
19. Vaughn	19	15	4	0-0	1-55	4	0	0
20. Bruton	12	12	0	0-0	0-0	3	0	0
21. Unrein	7	5	2	0-0	0-0	0	0	0
22. Vickerson	4	3	1	0-0	0-0	0	0	0
Harvey	4	2	2	0-0	0-0	0	0	1
24. TEAM	3	3	0	0-0	0-0	0	0	0
25. McCarthy	2	2	0	0-0	0-0	0	0	0
26. Cosby	1	1	0	0-0	0-0	0	0	0
TOTALS	918	713	205	40-266	9-152	59	10	7

MISCELLANEOUS TACKLES: Fells 5, Ball 2, Decker 2, Clady 1, Clark 1, Green 1, Kuper 1, McGahee 1, Orton 1, Royal 1, Walton 1, Willis, 1.

MISCELLANEOUS FUMBLE RECOVERIES: Tebow 3, Franklin 1, Kuper 1, Lloyd 1, McGahee 1, Willis 1.

MISCELLANEOUS FORCED FUMBLES: None.

DEFENSIVE TOUCHDOWNS: Vaughn (55-yd. INT return vs. S.D., 10/9), Goodman (26-yd. INT return vs. NYJ, 11/17), Haggan (16-yd. INT return at Min., 12/4).

TWO-POINT CONVERSION STOPS: None.

BLOCKED PUNTS: None.

BLOCKED KICKS: None.

2011 FINAL REGULAR SEASON SPECIAL TEAMS STATISTICS

Based on unofficial press box statistics

PLAYER	TOTAL	SOLO	ASSIST	FF	FR	BK	BP	TD
1. Woodyard	10	7	3	1	0	0	0	0
2. Rosario	9	9	0	0	0	0	0	0
3. Bruton	8	6	2	0	0	0	0	0
4. Q. Carter	7	4	3	0	0	0	0	0
5. C. Harris	6	5	1	0	1	0	0	0
6. Willis	5	5	0	0	1	0	0	0
Ball	5	5	0	0	0	0	0	0
Larsen	5	4	1	0	0	0	0	0
9. Irving	4	3	1	0	0	0	0	0
10. Wilhite	3	3	0	0	0	0	0	0
Bush	3	3	0	0	0	0	0	0
Green	3	2	1	0	0	0	0	0
13. Haggan	2	1	1	0	0	0	0	0
14. Vaughn	1	1	0	0	1	0	0	0
Mays	1	1	0	0	0	0	0	0
Hunter	1	1	0	0	0	0	0	0
Unrein	1	1	0	0	0	0	0	0
McCarthy	1	1	0	0	0	0	0	0
Paxton	1	1	0	0	0	0	0	0
Prater	1	1	0	0	0	0	0	0
21. Goodman	0	0	0	0	1	0	0	0
Cosby	0	0	0	0	1	0	0	0
TOTALS	77	64	13	1	5	0	0	0

2011 FINAL POSTSEASON STATISTICS (1-1)

Date	W-L	Score	Opponent	Attendance		RUSHING		No.	Yds.	Avg.	Long	TD
Jan 8	W	29-23	Pittsburgh (OT)	75,970		McGahee		36	137	3.8	19	1
Jan 14	L	10-45	at New England	68,756		Tebow		15	63	4.2	14	1
						Ball		17	55	3.2	13	0
TEAM STATISTICS				Den	Opp	J.Johnson		4	10	2.5	6	0
TOTAL FIRST DOWNS				33	52	Decker		1	9	9.9	9	0
Rushing				13	18	Royal		1	1	1.0	1	0
Passing				16	30	BRONCOS		74	275	3.7	19	2
Penalty1				4	4	OPPONENTS		53	302	5.7	43	1
3RD DOWN: MADE/ATT				10/28	10/22	RECEIVING		No.	Yds.	Avg.	Long	TD
3rd Down Pct.				35.7	45.5	D.Thomas		10	297	29.7	80t	1
4TH DOWN: MADE/ATT				2/3	0/1	Royal		5	74	14.8	30t	1
4th Down Pct.				66.7	0.0	Fells		2	57	28.5	40	0
POSSESSION AVG.				31:11	28:49	Willis		1	18	18.0	18	0
TOTAL NET YARDS				699	909	Ball		1	6	6.0	6	0
Avg. Per Game				349.5	454.5	BRONCOS		19	452	23.8	80t	2
Total Plays				126	132	OPPONENTS		48	652	13.6	61t	7
Avg. Per Play				5.5	6.9	INTERCEPTIONS		No.	Yds.	Avg.	Long	TD
NET YARDS RUSHING				275	302	Q.Carter		2	26	13.0	17	0
Avg. Per Game				137.5	151.0	BRONCOS		2	26	13.0	17	0
Total Rushes				74	53	OPPONENTS		0	0	0.0	—	0
NET YARDS PASSING				424	607	PUNTING		No.	Yds.	Avg.	Net	TB
Avg. Per Game				212.0	303.5	Colquitt		11	436	39.6	37.1	0
Sacked/Yards Lost				5/28	5/45	BRONCOS		11	436	39.6	37.1	0
Gross Yards				452	652	OPPONENTS		7	310	44.3	40.4	0
Att./Completions				47/19	74/48	PUNT RETURNS		No.	FC	Yds.	Avg.	Long
Completion Pct.				40.4	64.9	Royal		3	2	27	9.0	18
Had Intercepted				0	2	BRONCOS		3	2	27	9.0	18
PUNTS/AVERAGE				11/39.6	7/44.3	OPPONENTS		2	7	28	14.0	15
NET PUNTING AVG.				37.1	40.4	KICKOFF RETURNS		No.	Yds.	Avg.	Long	TD
PENALTIES/YARDS				10/85	8/81	Willis		5	87	17.4	25	0
FUMBLES/BALL LOST				4/2	3/1	BRONCOS		5	87	17.4	25	0
TOUCHDOWNS				4	8	OPPONENTS		1	28	28.0	28	0
Rushing				2	1	Field Goals		1-19	20-29	30-39	40-49	50+
Passing				2	7	Prater		0/0	2/2	1/1	1/1	0/0
Returns				0	0	BRONCOS		0/0	2/2	1/1	1/1	0/0
SCORE BY PERIODS				1	2	3	4	OT	PTS	OPPONENTS		
BRONCOS				0	27	3	3	6	39	0/0		
OPPONENTS				20	21	14	13	0	68	0/0		
PRATER: (20G,28G,35G)(41G) OPPONENTS: (45G,38G,37G)(20G)												
SCORING				TD	Ru	Pa	Ret	K-PAT	FG	S	PTs	
Prater				0	0	0	0	3/3	4/4	0	15	
Royal				1	0	1	0	0/0	0/0	0	6	
D.Thomas				1	0	1	0	0/0	0/0	0	6	
Tebow				1	1	0	0	0/0	0/0	0	6	
McGahee				1	1	0	0	0/0	0/0	0	6	
BRONCOS				4	2	2	0	3/3	4/4	0	39	
OPPONENTS				8	1	7	0	8/8	4/4	0	68	
2-PT. CONVERSIONS: BRONCOS 0-0, OPPONENTS 0-0												
SACKS: Ayers 2.0, Bunkley 1.0, Dumervil 1.0, Miller 1.0, BRONCOS 5.0, OPPONENTS 5.0												
FUM/Lost: McGahee 2/1, Tebow 1/1, Willis 1/0												
PASSING				Att.	Comp.	Yds.	Comp.%	Yds/Att.	TD	TD%	Int	Int%
Tebow				47	19	452	40.4%	9.6	2	4.3%	0	0.0%
BRONCOS				47	19	452	40.4%	9.6	2	4.3%	0	0.0%
OPPONENTS				74	48	652	64.9%	8.8	7	9.5%	2	2.7%
LONG				80t	5/28	90.0						
Sack/Lost				5/28	113.1							

2011 FINAL POSTSEASON DEFENSIVE STATISTICS

Based on unofficial press box statistics

PLAYER	TOTAL	SOLO	ASSIST	SACKS- Yds.	INTS- Yds.	PD	FF	FR
1. Bruton	15	11	4	0-0	0-0	1	0	0
Mays	15	9	6	0-0	0-0	1	0	0
3. Harris	13	7	6	0-0	0-0	0	0	0
Williams	13	6	7	0-0	0-0	2	0	0
5. Q. Carter	10	6	4	0-0	2-26	2	0	0
6. Bush	9	3	6	0-0	0-0	0	0	0
7. Bunkley	6	4	2	1-6	0-0	0	1	0
8. Goodman	5	5	0	0-0	0-0	0	0	0
McBean	5	4	1	0-0	0-0	0	0	0
Ayers	5	3	2	2-24	0-0	0	0	0
Bailey	5	3	2	0-0	0-0	3	0	0
M. Thomas	5	3	2	0-0	0-0	0	0	1
13. Hunter	4	2	2	0-0	0-0	0	0	0
14. Miller	3	3	0	1-4	0-0	0	0	0
Dumervil	3	2	1	1-11	0-0	0	1	0
Moore	3	1	2	0-0	0-0	0	0	0
17. Irving	1	1	0	0-0	0-0	0	0	0
Unrein	1	0	1	0-0	0-0	0	0	0
TOTALS	121	73	48	5-45	2-26	9	2	1

MISCELLANEOUS TACKLES: Franklin 1, Rosario 1.

MISCELLANEOUS FUMBLE RECOVERIES: Walton 1.

MISCELLANEOUS FORCED FUMBLES: None.

DEFENSIVE TOUCHDOWNS: None.

TWO-POINT CONVERSION STOPS: None.

BLOCKED PUNTS: None.

BLOCKED KICKS: None.

2011 FINAL POSTSEASON SPECIAL TEAMS STATISTICS

Based on unofficial press box statistics

PLAYER	TOTAL	SOLO	ASSIST	FF	FR	BK	BP	TD
1. Tony Carter	1	1	0	0	1	0	0	0
Matthew Willis	1	1	0	0	0	0	0	0
Wesley Woodyard	1	1	0	0	0	0	0	0
TOTALS	3	3	0	0	1	0	0	0

DENVER'S 2011 RECORD WAS WHEN...

Reg.	Post.		Reg.	Post.	
5-5	0-0	leading after 1st quarter	0-1	1-0	Denver passes for 300 yards
2-0	1-0	leading after 2nd quarter	3-3	0-1	opponent passes for 300 yards
2-1	1-0	leading after 3rd quarter	1-0	0-0	playing in domes
3-3	1-1	trailing after 1st quarter	7-8	1-1	playing outdoors
5-8	0-1	trailing after 2nd quarter	1-2	0-1	playing on an artificial surface
4-7	0-1	trailing after 3rd quarter	7-6	1-0	playing on natural grass
3-6	0-0	Denver scores first	3-4	1-1	winning the coin toss
5-2	1-1	opponent scores first	5-4	0-0	losing the coin toss
2-0	0-0	tied at the half	3-4	1-0	scoring 20 or more points
8-6	1-1	Denver rushes for 100 yards	3-6	1-1	yielding 20 or more points
5-6	1-1	opponent rushes for 100 yards	3-0	1-0	in overtime games
2-2	1-1	winning turnover margin	2-6	0-0	losing turnover margin

2011 FINAL PRESEASON STATISTICS (2-2)

Date	W-L	Score	Opponent	Attendance			RUSHING		No.	Yds.	Avg.	Long	TD								
Aug 11	L	23-24	at Dallas	74,045			Moreno		20	98	4.9	14	0								
Aug 20	W	24-10	Buffalo	71,236			Ball		29	89	3.1	12	0								
Aug 27	W	23-20	Seattle	72,347			Minor		18	67	3.7	15	0								
Sept 1	L	7-26	at Arizona	59,910			J.Johnson		16	64	4.0	13t	1								
TEAM STATISTICS				Den	Opp	McGahee		17	48	2.8	12	2									
						Weber		1	13	13.0	13	0									
						White		4	10	2.5	4	0									
						Orton		1	4	4.0	4	0									
						Sylvester		1	1	1.0	1	0									
TOTAL FIRST DOWNS				76	71	Tebow		8	55	6.9	19	0									
Rushing				22	23	McGahee		17	48	2.8	12	2									
Passing				48	42	Weber		1	13	13.0	13	0									
Penalty1				6	6	White		4	10	2.5	4	0									
3RD DOWN: MADE/ATT				18/49	21/58	Orton		1	4	4.0	4	0									
3rd Down Pct.				36.7	36.2	Sylvester		1	1	1.0	1	0									
4TH DOWN: MADE/ATT				1/2	3/4	Royal		1	-1	-1.0	-1	0									
4th Down Pct.				50.0	75.0	McGahee		17	48	2.8	12	2									
POSSESSION AVG.				28:28	31:32	Weber		1	13	13.0	13	0									
TOTAL NET YARDS				1465	1240	White		4	10	2.5	4	0									
Avg. Per Game				366.3	310.0	Orton		1	4	4.0	4	0									
Total Plays				243	251	Sylvester		1	1	1.0	1	0									
Avg. Per Play				6.0	4.9	Royal		1	-1	-1.0	-1	0									
NET YARDS RUSHING				448	362	Royal		1	-1	-1.0	-1	0									
Avg. Per Game				112.0	90.5	Anderson		5	59	11.8	17	0									
Total Rushes				116	105	Ball		5	54	10.8	26	0									
NET YARDS PASSING				1017	878	Goodwin		4	61	15.3	26	0									
Avg. Per Game				254.3	219.5	Moreno		4	40	10.0	12	0									
Sacked/Yards Lost				11/66	9/51	Fells		2	50	25.0	29	0									
Gross Yards				1083	929	McGahee		2	33	16.5	20	1									
Att./Completions				116/71	137/82	Davis		2	30	15.0	24t	1									
Completion Pct.				61.2	59.9	J.Johnson		2	23	11.5	23	0									
Had Intercepted				3	3	Dell		1	26	26.0	26	0									
PUNTS/AVERAGE				21/50.1	22/47.0	Green		1	18	18.0	18	0									
NET PUNTING AVG.				44.2	41.3	Minor		1	10	10.0	10	0									
PENALTIES/YARDS				28/233	24/181	Larsen		1	7	7.0	7	0									
FUMBLES/BALL LOST				6/1	0/0	Hamler		1	6	6.0	6	0									
TOUCHDOWNS				8	8	Gronkowski		1	5	5.0	5	0									
Rushing				3	0	BRONCOS		71	1083	15.3	89	5									
Passing				5	7	OPPONENTS		82	929	11.3	76t	7									
Returns				0	1	INTERCEPTIONS		No.	Yds.	Avg.	Long	TD									
SCORE BY PERIODS				1	2	3	4	OT	PTS	McBath		1	33	33.0	33	0					
										Cox		1	27	27.0	27	0					
										Williams		1	15	15.0	15	0					
										BRONCOS		3	75	25.0	33	0					
										OPPONENTS		3	84	28.0	46	0					
BRONCOS				3	30	17	27	0	77	PUNTING		No.	Yds.	Avg.	Net	TB	In	Lg	B		
OPPONENTS				23	6	10	41	0	80	Colquitt		21	1052	50.1	44.2	3	4	62	0		
SCORING				TD	Ru	Pa	Ret	K-PAT	FG	S	PTs	BRONCOS		21	1052	50.1	44.2	3	4	62	0
Prater				0	0	0	0	4/4	6/8	0	22	OPPONENTS		22	1033	47.0	41.3	0	10	66	0
McGahee				3	2	1	0	0/0	0/0	0	18	PUNT RETURNS		No.	FC	Yds.	Avg.	Long	TD		
Riley				2	0	2	0	0/0	0/0	0	12	Thompson		5	0	61	12.2	29	0		
Hauschka				0	0	0	0	4/4	1/1	0	7	Cox		5	2	40	8.0	19	0		
Davis				1	0	1	0	0/0	0/0	0	6	Anderson		3	1	23	7.7	12	0		
Johnson				1	1	0	0	0/0	0/0	0	6	BRONCOS		13	3	124	9.5	29	0		
Decker				1	0	1	0	0/0	0/0	0	6	OPPONENTS		15	3	63	4.2	15	0		
BRONCOS				8	3	5	0	8/8	7/9	0	77	KICKOFF RETURNS		No.	Yds.	Avg.	Long	TD			
OPPONENTS				8	0	7	1	6/6	8/8	0	80	Cox		2	34	17.0	20	0			
2-PT. CONVERSIONS: BRONCOS 0-0, OPPONENTS 1-2													Anderson		1	28	28.0	28	0		
SACKS: Miller 3.0, Hunter 2.0, Dumervil 1.5, McCarthy 1.0, Jarmon 1.0, Woodyard 0.5, BRONCOS 9.0, OPPONENTS 11.0													Johnson		1	24	24.0	24	0		
													Bing		1	23	23.0	23	0		
													Vaughn		1	19	19.0	19	0		
													BRONCOS		6	128	21.3	28	0		
													OPPONENTS		4	199	49.8	105t	1		
FUM/Lost: Tebow 2/0, Quinn 1/1, Anderson 1/0, Cox 1/0, Thompson 1/0													Field Goals		1-19	20-29	30-39	40-49	50+		
													Prater		0/0	2/2	0/0	3/3	1/3		
													Hauschka		0/0	0/0	0/0	0/0	1/1		
													BRONCOS		0/0	2/2	0/0	3/3	2/4		
													OPPONENTS		0/0	1/1	2/2	2/2	3/3		
													PRATER: (24G,42G,26G)(49G)(57G,69N,40G)(60N)		HAUSCHKA: ()(51G)()						
													OPPONENTS: (42G)(40G)(52G,53G)(37G,25G,52G,34G)								
PASSING				Att.	Comp.	Yds.	Comp.%	Yds/Att.	TD	TD%	Int	Int%	Long	Sack/Lost	Rating						
Orton				42	28	408	66.7%	9.7	2	4.8%	1	2.4%	42	2/20	104.1						
Tebow				31	20	310	64.5%	10.0	1	3.2%	0	0.0%	43t	7/37	108.3						
Quinn				42	22	276	52.4%	6.6	2	4.8%	2	4.8%	26	1/0	69.2						
Weber				1	1	89	100.0%	89.0	0	0.0%	0	0.0%	89	1/9	118.8						
BRONCOS				116	71	1083	61.2%	9.3	5	4.3%	3	2.6%	89	11/66	95.6						
OPPONENTS				137	82	929	59.9%	6.8	7	5.1%	3	2.2%	76t	9/51	88.1						

2011 FINAL PRESEASON DEFENSIVE STATISTICS

Based on unofficial press box statistics

PLAYER	TOTAL	SOLO	ASSIST	SACKS-Yds.	INTS-Yds.	PD	FF	FR
1. Mohamed	15	12	3	0-0	0-0	1	0	0
2. Vaughn	13	11	2	0-0	0-0	3	0	0
Woodyard	13	10	3	0.5-3	0-0	1	0	0
4. Carter	12	10	2	0-0	0-0	1	0	0
5. Cox	9	9	0	0-0	1-27	4	0	0
Miller	9	7	2	3-16	0-0	0	0	0
Robinson	9	5	4	0-0	0-0	0	0	0
8. Harris	8	8	0	0-0	0-0	0	0	0
Jones	8	8	0	0-0	0-0	0	0	0
Thompson	8	8	0	0-0	0-0	0	0	0
Hunter	8	6	2	2-14	0-0	0	0	0
12. Bailey	7	7	0	0-0	0-0	2	0	0
Dumervil	7	4	3	1.5-10	0-0	0	0	0
Kelley	7	4	3	0-0	0-0	0	0	0
15. Jarmon	6	5	1	1-0	0-0	0	0	0
Haggan	6	4	2	0-0	0-0	0	0	0
17. McCarthy	5	4	1	1-8	0-0	0	0	0
Beal	5	4	1	0-0	0-0	0	0	0
Bing	5	5	0	0-0	0-0	0	0	0
20. Mays	4	4	0	0-0	0-0	1	0	0
Vickerson	4	4	0	0-0	0-0	1	0	0
McBean	4	4	0	0-0	0-0	0	0	0
Unrein	4	3	1	0-0	0-0	0	0	0
Bowen	4	3	1	0-0	0-0	0	0	0
25. Goodman	3	3	0	0-0	0-0	2	0	0
Irving	3	3	0	0-0	0-0	0	0	0
Moore	3	3	0	0-0	0-0	0	0	0
McBath	3	2	1	0-0	1-33	1	0	0
Brown	3	2	1	0-0	0-0	0	0	0
30. Bruton	2	2	0	0-0	0-0	0	0	0
Harvey	2	2	0	0-0	0-0	0	0	0
Williams	2	1	1	0-0	1-15	1	0	0
Thomas, M.	2	1	1	0-0	0-0	0	0	0
34. Dawkins	1	1	0	0-0	0-0	1	0	0
Ayers	1	1	0	0-0	0-0	0	0	0
36. Bunkley	0	0	0	0-0	0-0	1	0	0
TOTALS	205	170	35	9-51	3-75	20	0	0

MISCELLANEOUS TACKLES: Beadles 1, Ramirez 1, J.Thomas 1.

MISCELLANEOUS FUMBLE RECOVERIES: Anderson 1, Tebow 1.

MISCELLANEOUS FORCED FUMBLES: None.

DEFENSIVE TOUCHDOWNS: None.

TWO-POINT CONVERSION STOPS: None.

BLOCKED PUNTS: None.

BLOCKED KICKS: None.

2011 FINAL PRESEASON SPECIAL TEAMS STATISTICS

Based on unofficial press box statistics

PLAYER	TOTAL	SOLO	ASSIST	FF	FR	BK	BP	TD
1. Harris	6	5	1	0	0	0	0	0
2. Bruton	3	2	1	0	0	0	0	0
Cox	3	2	1	0	0	0	0	0
4. Beal	2	2	0	0	0	0	0	0
Green	2	1	1	0	0	0	0	0
Jones	2	2	0	0	0	0	0	0
Robinson	2	0	2	0	0	0	0	0
8. Goodwin	1	1	0	0	0	0	0	0
Haggan	1	1	0	0	0	0	0	0
Irving	1	1	0	0	0	0	0	0
McBath	1	0	1	0	0	0	0	0
McCarthy	1	1	0	0	0	0	0	0
Mohamed	1	1	0	0	0	0	0	0
Rosario	1	1	0	0	0	0	0	0
Willis	1	1	0	0	0	0	0	0
TOTALS	28	21	7	0	0	0	0	0

2011 GAME-BY-GAME SCORING DRIVES

Date	Opp.	Pl.	Yds.	Time	Res.	Qtr.	Scoring Play	Quarterback
9/12	vs. Oak.	4	5	0:55	FG	1	Prater 28 yd. Field Goal	Orton
9/12	vs. Oak.	12	77	4:56	FG	3	Prater 30 yd. Field Goal	Orton
9/12	vs. Oak.	12	80	3:56	TD	4	Ball 9 yd. pass from Orton	Orton
9/18	vs. Cin.	15	80	8:30	TD	1	McGahee 1 yd. run	Orton
9/18	vs. Cin.	16	64	6:21	FG	2	Prater 34 yd. Field Goal	Orton
9/18	vs. Cin.	5	59	2:12	TD	3	Decker 25 yd. pass from Orton	Orton
9/18	vs. Cin.	5	80	2:35	TD	4	Decker 52 yd. pass from Orton	Orton
9/25	at Ten.	8	50	3:51	TD	1	Willis 5 yd. pass from Orton	Orton
9/25	at Ten.	16	80	8:09	TD	3	McGahee 5 yd. pass from Orton	Orton
10/2	at G.B.	12	78	6:28	FG	1	Prater 27 yd. Field Goal	Orton
10/2	at G.B.	4	69	1:51	TD	2	Decker 5 yd. pass from Orton	Orton
10/2	at G.B.	8	71	4:58	TD	2	Decker 33 yd. pass from Orton	Orton
10/2	at G.B.	12	78	4:44	TD	4	Fells 7 yd. pass from Orton	Orton
10/9	vs. S.D.	11	63	4:35	FG	2	Prater 35 yd. Field Goal	Orton
10/9	vs. S.D.	4	51	2:19	TD	4	Tebow 12 yd. run	Tebow
10/9	vs. S.D.	3	41	1:19	TD	4	Moreno 28 yd. pass from Tebow	Tebow
10/23	at Mia.	8	80	2:39	TD	4	D. Thomas 5 yd. pass from Tebow	Tebow
10/23	at Mia.	10	56	2:27	TD	4	Fells 3 yd. pass from Tebow	Tebow
10/23	at Mia.	4	2	2:06	FG	OT	Prater 52 yd. Field Goal	Tebow
10/30	vs. Det.	8	59	3:40	FG	1	Prater 39 yd. Field Goal	Tebow
10/30	vs. Det.	9	80	3:45	TD	4	Decker 14 yd. pass from Tebow	Tebow
11/6	at Oak.	5	65	2:06	TD	1	Decker 27 yd. pass from Tebow	Tebow
11/6	at Oak.	9	80	4:12	TD	3	Royal 26 yd. pass from Tebow	Tebow
11/6	at Oak.	7	52	3:49	FG	3	Prater 43 yd. Field Goal	Tebow
11/6	at Oak.	1	60	0:07	TD	3	McGahee 60 yd. run	Tebow
11/6	at Oak.	4	77	2:02	TD	4	McGahee 24 yd. run	Tebow
11/13	at K.C.	8	57	4:11	TD	1	Tebow 7 yd. run	Tebow
11/13	at K.C.	8	34	4:32	FG	2	Prater 38 yd. Field Goal	Tebow
11/13	at K.C.	8	80	5:21	TD	4	Decker 56 yd. pass from Tebow	Tebow
11/17	vs. NYJ	6	15	2:55	FG	1	Prater 37 yd. Field Goal	Tebow
11/17	vs. NYJ	12	95	4:56	TD	4	Tebow 20 yd. run	Tebow
11/27	at S.D.	4	46	0:32	TD	2	Decker 18 yd. pass from Tebow	Tebow
11/27	at S.D.	11	57	6:08	FG	3	Prater 41 yd. Field Goal	Tebow
11/27	at S.D.	9	68	3:53	FG	4	Prater 24 yd. Field Goal	Tebow
11/27	at S.D.	6	38	2:02	FG	OT	Prater 37 yd. Field Goal	Tebow
12/4	at Min.	9	78	3:42	TD	3	D. Thomas 21 yd. pass from Tebow	Tebow
12/4	at Min.	1	41	0:24	TD	3	D. Thomas 41 yd. pass from Tebow	Tebow
12/4	at Min.	2	66	0:49	TD	4	McGahee 24 yd. run	Tebow
12/4	at Min.	7	52	1:33	FG	4	Prater 46 yd. Field Goal	Tebow
12/4	at Min.	6	10	1:25	FG	4	Prater 23 yd. Field Goal	Tebow
12/11	vs. Chi.	7	63	2:26	TD	4	D. Thomas 10 yd. pass form Tebow	Tebow
12/11	vs. Chi.	8	39	0:53	FG	4	Prater 59 yd. Field Goal	Tebow
12/11	vs. Chi.	9	33	4:13	FG	OT	Prater 51 yd. Field Goal	Tebow
12/18	vs. N.E.	9	80	5:11	TD	1	Tebow 1 yd. run	Tebow
12/18	vs. N.E.	4	82	2:23	TD	1	Ball 32 yd. run	Tebow
12/18	vs. N.E.	10	63	4:24	FG	2	Prater 26 yd. Field Goal	Tebow
12/18	vs. N.E.	7	89	2:38	TD	4	Tebow 2 yd. run	Tebow
12/24	at Buf.	11	73	5:40	TD	1	Tebow 1 yd. run	Tebow
12/24	at Buf.	7	74	3:18	TD	3	Fells 17 yd. pass from Tebow	Tebow
1/1	vs. K.C.	4	0	1:30	FG	3	Prater 38 yd. Field Goal	Tebow

2011 TOUCHDOWN DRIVE ANALYSIS

Yards	TD Length	TD Drive Length	Possession Time	TDs	Plays	TDs
1-9 yards	12	—	00:00-00:59	4	1	2
10-19 yards	5	—	01:00-01:59	2	2	1
20-29 yards	8	—	02:00-02:59	10	3	1
30-39 yards	2	—	03:00-03:59	5	4	5
40-49 yards	1	3	04:00-04:59	5	5	3
50-59 yards	2	5	05:00-05:59	3	6	—
60-69 yards	1	5	06:00-06:59	—	7	3
70-79 yards	—	6	07:00-07:59	—	8	5
80-89 yards	—	11	08:00-08:59	2	9	4
90-99 yards	—	1	09:00-09:59	—	10	1
			10:00-10:59	—	11	1
			11:00-11:59	—	12	3
			12:00-12:59	—	13	—
			13:00-13:59	—	14	—
			14:00-14:59	—	15	1
			15:00+	—	16+	1
TOTAL	31	31		31		31

2011 GAME OPENING DRIVES

Date	Opp.	DENVER			OPPONENTS		
		Pts.	FD	Yds.	Pts.	FD	YDs.
9/12	vs. Oak.	0	2	34	0	0	3
9/18	vs. Cin.	7	7	80	0	1	29
9/25	at Ten.	0	1	13	0	1	7
10/2	at G.B.	0	0	5	0	1	56
10/9	vs. S.D.	0	0	7	3	2	46
10/23	at Mia.	0	0	8	0	1	20
10/30	vs. Det.	3	3	59	7	3	80
11/6	at Oak.	0	0	9	0	0	6
11/13	at K.C.	7	4	57	0	1	0
11/17	vs. NYJ	0	3	59	0	0	0
11/27	at S.D.	0	2	28	3	3	45
12/4	at Min.	0	0	-1	0	1	24
12/11	vs. Chi.	0	0	1	0	0	9
12/18	vs. N.E.	7	5	80	7	2	80
12/24	at Buf.	7	5	73	0	0	-1
1/1	vs. K.C.	0	0	8	0	2	35
TOTAL		31	32	520	20	18	439

2011 2ND-HALF OPENING DRIVES

Date	Opp.	DENVER			OPPONENTS		
		Pts.	FD	Yds.	Pts.	FD	YDs.
9/12	vs. Oak.	3	5	77	0	1	13
9/18	vs. Cin.	7	3	59	0	0	0
9/25	at Ten.	7	7	80	0	3	41
10/2	at G.B.	0	3	62	7	6	80
10/9	vs. S.D.	0	0	2	0	2	14
10/23	at Mia.	0	0	1	0	0	4
10/30	vs. Det.	0	0	-12	0	0	8
11/6	at Oak.	7	5	80	7	5	80
11/13	at K.C.	0	1	13	7	4	65
11/17	vs. NYJ	0	2	34	7	6	80
11/27	at S.D.	0	0	-2	3	2	48
12/4	at Min.	7	5	78	0	1	28
12/11	vs. Chi.	0	0	0	0	0	-6
12/18	vs. N.E.	0	3	24	0	3	31
12/24	at Buf.	7	4	74	3	3	64
1/1	vs. K.C.	0	2	26	0	1	25
TOTAL		38	40	596	34	37	575

2011 SCORING DRIVE LENGTH

	DENVER		OPPONENTS	
	TD	FG	TD	FG
(MINUS)	—	—	—	—
0-9	—	3	—	3
10-19	—	2	1	5
20-29	—	—	—	3
30-39	—	4	—	3
40-49	3	—	5	6
50-59	5	4	3	8
60-69	5	4	4	4
70-79	6	2	5	—
80-89	11	—	14	—
90-99	1	—	4	—
TOTAL	31	31	36	32

LONGEST SCORING DRIVES OF 2011

Most Plays:	Broncos:	16	(at Ten., Sept. 25, TD, 80 yds., 8:09)
	Opponent:	15	(at S.D., Nov. 27, TD, 91 yds., 8:47)
Most Yards:	Broncos:	95	vs. NYJ, Nov. 17, TD, 12 plays, 4:56)
	Opponent:	96	(at Min., Dec. 4, TD, 12 plays, 5:57)
Most Time:	Broncos:	8:30	(vs. Cin., Sept. 18, TD, 15 plays, 80 yds.)
	Opponent:	8:47	(at S.D., Nov. 27, TD, 15 plays, 91 yds.)

SHORTEST SCORING DRIVES OF 2011

Fewest Plays:	Broncos:	1	(twice, last at Min., Dec. 4, TD, 41 yds., 0:24)
	Opponent:	1	(vs. N.E., Dec. 18, FG, 0 yds., 0:03)
Fewest Yards:	Broncos:	0	(vs. K.C., Jan. 1, FG, 4 plays, 1:30)
	Opponent:	0	(vs. N.E., Dec. 18, FG, 1 play, 0:03)
Least Time:	Broncos:	0:07	(at Oak., Nov. 6, TD, 1 play, 60 yds.)
	Opponent:	0:03	(vs. Oak., Sept. 12, FG, 3 plays, 31 yds.)

2011 SACK CHART

Von Miller (11.5) — 1.0 vs. Cin. (9/19), 1.0 at Ten. (9/25), 2.0 at G.B. (10/2), 1.0 vs. S.D. (10/9), 1.0 at Mia. (10/23), 0.5 at Oak. (11/6), 1.5 at K.C. (11/13), 1.5 vs. NYJ (11/17), 1.0 at S.D. (11/27), 1.0 vs. Chi. (12/11); **Elvis Dumervil (9.5)** — 1.5 at Oak. (11/6), 0.5 at K.C. (11/13), 1.5 vs. NYJ (11/17), 2.0 at S.D. (11/27), 1.0 at Min. (12/4), 1.0 vs. Chi. (12/11), 1.0 vs. N.E. (12/18), 1.0 at Buf. (12/24); **D.J. Williams (5.0)** — 1.0 vs. S.D. (10/9), 1.0 at Mia. (10/23), 1.0 at K.C. (11/13), 2.0 vs. Chi. (12/11); **Ryan McBean (4.0)** — 1.0 vs. S.D. (10/9), 1.0 vs. Det. (10/30), 1.0 at K.C. (11/13), 1.0 at Min. (12/4); **Robert Ayers (3.0)** — 1.0 vs. S.D. (10/9), 1.0 vs. Det. (10/30), 1.0 vs. K.C. (1/1); **Brian Dawkins (3.0)** — 2.0 at Mia. (10/23), 1.0 at Min. (12/4); **Jonathan Wilhite (2.0)** — 1.0 vs. Cin. (9/18), 1.0 at Ten. (9/25); **Quinton Carter (1.0)** — 1.0 vs. N.E. (12/18); **Jason Hunter (1.0)** — 1.0 vs. Oak. (9/12).

2011 INTERCEPTION CHART

Champ Bailey (2) — 2 at Oak. (11/6); **André Goodman (2)** — 1 vs. NYJ (11/17); 1 at Min. (12/4); **Mario Haggan (1)** — 1 at Min. (12/4); **Chris Harris (1)** — 1 at Oak. (11/6); **Rahim Moore (1)** — 1 at G.B. (10/2); **Cassius Vaughn (1)** — 1 vs. S.D. (10/9); **Jonathan Wilhite (1)** — 1 at G.B. (10/2).

2011 GAME-BY-GAME STARTERS

OFFENSE

GAME	WR	LT	LG	C	RG	RT	TE	WR	QB	RB	OTHER
vs. Oak. (9/12)	Lloyd	Clady	Beadles	Walton	Kuper	Franklin	Fells	Royal	Orton	Moreno	J. Thomas (TE)
vs. Cin. (9/18)	Decker	Clady	Beadles	Walton	Kuper	Franklin	Fells	Royal	Orton	McGahee	Larsen
at Ten. (12/25)	Lloyd	Clady	Beadles	Walton	Kuper	Franklin	Fells	Decker	Orton	McGahee	Larsen
at G.B. (10/2)	Lloyd	Clady	Beadles	Walton	Kuper	Franklin	Fells	Clark (TE)	Orton	McGahee	Larsen
vs. S.D. (10/9)	Lloyd	Clady	Beadles	Walton	Kuper	Franklin	Fells	Clark (TE)	Orton	McGahee	Green (TE)
at Mia. (10/23)	Decker	Clady	Beadles	Walton	Kuper	Franklin	Fells	Royal	Tebow	McGahee	Larsen
vs. Det. (10/30)	Decker	Clady	Beadles	Walton	Kuper	Franklin	Fells	Royal	Tebow	Moreno	D. Thomas (WR)
at Oak. (11/6)	Decker	Clady	Beadles	Walton	Kuper	Franklin	Fells	Royal	Tebow	McGahee	Larsen
at K.C. (11/13)	Decker	Clady	Beadles	Walton	Kuper	Franklin	Fells	Clark (TE)	Tebow	McGahee	Rosario (TE)
vs. NYJ (11/17)	Decker	Clady	Beadles	Walton	Kuper	Franklin	Fells	Royal	Tebow	McGahee	D. Thomas (WR)
at S.D. (11/27)	Decker	Clady	Beadles	Walton	Kuper	Franklin	Fells	Royal	Tebow	McGahee	Clark (TE)
at Min. (12/4)	Decker	Clady	Beadles	Walton	Kuper	Franklin	Fells	Clark (TE)	Tebow	McGahee	Green (TE)
vs. Chi. (12/11)	Decker	Clady	Beadles	Walton	Kuper	Franklin	Fells	D. Thomas	Tebow	McGahee	Larsen
vs. N.E. (12/18)	Decker	Clady	Beadles	Walton	Kuper	Franklin	Fells	D. Thomas	Tebow	McGahee	Rosario (TE)
at Buf. (12/24)	Decker	Clady	Beadles	Walton	Kuper	Franklin	Clark	D. Thomas	Tebow	McGahee	Rosario
vs. K.C. (1/1)	Decker	Clady	Beadles	Walton	Kuper	Franklin	Fells	Royal	Tebow	McGahee	Green (TE)

DEFENSE

GAME	LE	DT	DT	RE	SLB	MLB	WLB	LCB	RCB	SS	FS
vs. Oak. (9/12)	Ayers	Bunkley	Vickerson	Dumervil	Miller	Mays	Woodyard	Bailey	Goodman	Dawkins	Moore
vs. Cin. (9/18)	Ayers	Bunkley	Vickerson	Hunter	Miller	Mays	Woodyard	Vaughn	Goodman	Dawkins	Moore
at Ten. (12/25)	Ayers	Bunkley	Vickerson	Hunter	Miller	Mays	Woodyard	Vaughn	Goodman	Dawkins	Moore
at G.B. (10/2)	Ayers	Bunkley	Wilhite (CB)	Dumervil	Miller	Woodyard	Williams	Vaughn	Goodman	Dawkins	Moore
vs. S.D. (10/9)	Ayers	Bunkley	Vickerson	Dumervil	Miller	Mays	Williams	Bailey	Goodman	Dawkins	Moore
at Mia. (10/23)	McBean	Wilhite (CB)	M. Thomas	Dumervil	Miller	Woodyard	Williams	Bailey	Goodman	Dawkins	Carter
vs. Det. (10/30)	McBean	Harris (CB)	M. Thomas	Dumervil	Miller	Woodyard	Williams	Bailey	Goodman	Dawkins	Carter
at Oak. (11/6)	Ayers	Bunkley	M. Thomas	Dumervil	Miller	Mays	Williams	Bailey	Goodman	Harris (CB)	Moore
at K.C. (11/13)	Ayers	Bunkley	M. Thomas	Dumervil	Miller	Mays	Williams	Bailey	Goodman	Dawkins	Carter
vs. NYJ (11/17)	Ayers	Bunkley	M. Thomas	Dumervil	Miller	Mays	Williams	Bailey	Goodman	Dawkins	Carter
at S.D. (11/27)	Ayers	Bunkley	M. Thomas	Dumervil	Miller	Mays	Williams	Bailey	Goodman	Dawkins	Carter
at Min. (12/4)	Ayers	Bunkley	M. Thomas	Dumervil	Haggan	Mays	Williams	Bailey	Goodman	Harris (CB)	Carter
vs. Chi. (12/11)	Ayers	Bunkley	M. Thomas	Dumervil	Miller	Mays	Williams	Bailey	Goodman	Dawkins	Carter
vs. N.E. (12/18)	McBean	Woodyard (LB)	M. Thomas	Dumervil	Miller	Mays	Williams	Bailey	Goodman	Carter	Moore
at Buf. (12/24)	Ayers	Bunkley	M. Thomas	Dumervil	Miller	Mays	Williams	Bailey	Goodman	Dawkins	Carter
vs. K.C. (1/1)	Ayers	Bunkley	M. Thomas	Dumervil	Miller	Mays	Williams	Bailey	Goodman	Carter	Bruton

2011 INDIVIDUAL SINGLE-GAME HIGHS

BRONCOS

STATISTIC	TOTAL	PLAYER(S)
YARDS RUSHING	163	Willis McGahee, at Oakland (11/6)
RUSHING ATTEMPTS	30	Willis McGahee, vs. Cincinnati (9/18)
RUSHING TOUCHDOWNS	2	2x, last: Tim Tebow, vs. New England (12/18)
YARDS PASSING	304	Kyle Orton, vs. Oakland (9/12)
PASS ATTEMPTS	46	Kyle Orton, vs. Oakland (9/12)
PASS COMPLETIONS	24	2x, last: Kyle Orton, at Tennessee (9/25)
TOUCHDOWN PASSES	3	Kyle Orton, at Green Bay (10/2)
PASSES HAD INTERCEPTED	3	2x, last: Tim Tebow, at Buffalo (12/24)
RECEPTIONS	8	Brandon Lloyd, at Green Bay (10/2)
RECEIVING YARDS	144	Demaryius Thomas, at Minnesota (12/4)
RECEIVING TOUCHDOWNS	2	3x, last: Demaryius Thomas, at Minnesota (12/4)
TOTAL YARDS FROM SCRIMMAGE	163	Willis McGahee, at Oakland (11/6)
ALL-PURPOSE YARDS	163	Willis McGahee, at Oakland (11/6)
FIELD GOALS	3	Matt Prater, at San Diego (11/27)
TACKLES	13	Wesley Woodyard, vs. Cincinnati (9/18)
INTERCEPTIONS	2	Champ Bailey, at Oakland (11/6)
SACKS	2	3x, last: D.J. Williams, vs. Chicago (12/11)
LONGEST RUN FROM SCRIMMAGE	60t	Willis McGahee, at Oakland (11/6)
LONGEST PASS COMPLETION	56t	Tim Tebow, at Kansas City (11/13)
LONGEST PASS RECEPTION	56t	Eric Decker, at Kansas City (11/13)
LONGEST INTERCEPTION RETURN	55t	Cassius Vaughn, vs. San Diego (10/9)
LONGEST PUNT RETURN	90t	Eric Decker, vs. Oakland (9/12)
LONGEST KICKOFF RETURN	67	Cassius Vaughn, vs. N.Y. Jets (11/17)
LONGEST PUNT	66	Britton Colquitt, at Miami (10/23)
LONGEST FIELD GOAL	59	Matt Prater, vs. Chicago (12/11)

OPPONENTS

STATISTIC	TOTAL	PLAYER(S)
YARDS RUSHING	150	Darren McFadden, vs. Oakland (9/12)
RUSHING ATTEMPTS	27	Marion Barber, vs. Chicago (12/11)
RUSHING TOUCHDOWNS	2	Aaron Rodgers, at Green Bay (10/2)
YARDS PASSING	408	Aaron Rodgers, at Green Bay (10/2)
PASS ATTEMPTS	47	Christian Ponder, at Minnesota (12/4)
PASS COMPLETIONS	29	2x, last: Christian Ponder, at Minnesota (12/4)
TOUCHDOWN PASSES	4	Aaron Rodgers, at Green Bay (10/2)
PASSES HAD INTERCEPTED	3	Carson Palmer, at Oakland (11/6)
RECEPTIONS	10	A.J. Green, vs. Cincinnati (9/18)
RECEIVING YARDS	156	Percy Harvin, at Minnesota (12/4)
RECEIVING TOUCHDOWNS	2	Percy Harvin, at Minnesota (12/4)
TOTAL YARDS FROM SCRIMMAGE	175	Percy Harvin, at Minnesota (12/4)
ALL-PURPOSE YARDS	175	Percy Harvin, at Minnesota (12/4)
FIELD GOALS	5	Nick Novak, vs. San Diego (10/9)
TACKLES	14	Takeo Spikes, at San Diego (11/27)
INTERCEPTIONS	1	13x, last: Brandon Carr, vs. Kansas City (1/1)
SACKS	3	Chris Kelsay, at Buffalo (12/24)
LONGEST RUN FROM SCRIMMAGE	47	Darren McFadden, vs. Oakland (9/12)
LONGEST PASS COMPLETION	84	Andy Dalton, vs. Cincinnati (9/18)
LONGEST PASS RECEPTION	84	Jerome Simpson, vs. Cincinnati (9/18)
LONGEST INTERCEPTION RETURN	100t	Chris Houston, vs. Detroit (10/30)
LONGEST PUNT RETURN	80t	Leodis McKelvin, at Buffalo (12/24)
LONGEST KICKOFF RETURN	40	Justin Rogers, at Buffalo (12/24)
LONGEST PUNT	77	Shane Lechler, vs. Oakland (9/12)
LONGEST FIELD GOAL	63	Sebastian Janikowski, vs. Oakland (9/12)

2011 TEAM SINGLE-GAME HIGHS & LOWS

BRONCOS

STATISTIC	HIGH	LOW
TOTAL FIRST DOWNS	25 vs. Oakland (9/12)	11 vs. N.Y. Jets (11/17)
TOTAL NET YARDS	412 at Oakland (11/6)	229 vs. N.Y. Jets (11/17)
TOTAL OFFENSIVE PLAYS	79, vs. Chicago (12/11)	46 vs. San Diego (10/9)
NET YARDS RUSHING	299 at Oakland (11/6)	38 vs. Oakland (9/12)
RUSHING ATTEMPTS	55 at Kansas City (11/13)	13 vs. Oakland (9/12)
NET YARDS PASSING	272 vs. Oakland (9/12)	50 vs. Kansas City (1/1)
PASS ATTEMPTS	46 vs. Oakland (9/12)	8 at Kansas City (11/13)
PASS COMPLETIONS	24 2x, last: at Tennessee (9/25)	2 at Kansas City (11/13)
PASSES HAD INTERCEPTED	4 at Buffalo (12/24)	0 8x, last: vs. New England (12/18)
TIMES SACKED	7 vs. Detroit (10/30)	0 2x, last: at Kansas City (11/13)
PUNTS	9 3x, last: vs. Kansas City (1/1)	2 at Green Bay (10/2)
GROSS PUNTING AVERAGE	55.8 vs. Cincinnati (9/18)	41.3 vs. Oakland (9/12)
NET PUNTING AVERAGE	51.0 vs. Cincinnati (9/18)	31.3 vs. Oakland (9/12)
PUNT RETURNS	8 vs. Chicago (12/11)	0 vs. Cincinnati (9/18)
PUNT RETURN YARDS	128 vs. Oakland (9/12)	0 vs. Cincinnati (9/18)
KICKOFF RETURNS	9 at Buffalo (12/24)	0 4x, last: vs. Chicago (12/11)
KICKOFF RETURN YARDS	165 at Buffalo (12/24)	0 4x, last: vs. Chicago (12/11)
INTERCEPTION RETURNS	3 at Oakland (11/6)	0 11x, last: vs. Kansas City (1/1)
INTERCEPTION RETURN YARDS	55 vs. San Diego (10/9)	0 11x, last: vs. Kansas City (1/1)
PENALTIES	11 at Oakland (11/6)	1 at Tennessee (9/25)
YARDS PENALIZED	93 at Oakland (11/6)	15 at Tennessee (9/25)
FUMBLES	5 vs. Detroit (10/30)	0 3x, last: at Oakland (11/6)
FUMBLES LOST	3 vs. New England (12/18)	0 5x, last: at San Diego (11/27)
SACKS MADE	5 vs. San Diego (10/9)	1 3x, last: vs. Kansas City (1/1)
FUMBLES FORCED	3 at Tennessee (9/25)	0 7x, last: vs. Kansas City (1/1)
FUMBLES RECOVERED	2 at Tennessee (9/25)	0 10x, last: vs. Kansas City (1/1)
TIME OF POSSESSION	37:08 at San Diego (11/27)	19:52 vs. San Diego (10/9)

OPPONENTS

STATISTIC	HIGH	LOW
TOTAL FIRST DOWNS	27 at Minnesota (12/4)	12 vs. Chicago (12/11)
TOTAL NET YARDS	507 at Green Bay (10/2)	245 vs. Chicago (12/11)
TOTAL OFFENSIVE PLAYS	81 at Minnesota (12/4)	56 at Buffalo (12/24)
NET YARDS RUSHING	206 vs. San Diego (10/9)	38 at Tennessee (9/25)
RUSHING ATTEMPTS	43 vs. San Diego (10/9)	20 vs. Cincinnati (9/18)
NET YARDS PASSING	396 at Green Bay (10/2)	86 vs. Chicago (12/11)
PASS ATTEMPTS	47 at Minnesota (12/4)	19 vs. Chicago (12/11)
PASS COMPLETIONS	29 2x, last: at Minnesota (12/4)	12 vs. Chicago (12/11)
PASSES HAD INTERCEPTED	3 at Oakland (11/6)	0 10x, last: at Buffalo (12/24)
TIMES SACKED	5 vs. San Diego (10/9)	1 2x, last: at Buffalo (12/24)
PUNTS	11 vs. Chicago (12/11)	1 at Green Bay (10/2)
GROSS PUNTING AVERAGE	58.2 vs. Oakland (9/12)	38.3 vs. N.Y. Jets (11/17)
NET PUNTING AVERAGE	49.0 at Green Bay (10/2)	32.3 at Tennessee (9/25)
PUNT RETURNS	5 2x, last: vs. San Diego (10/9)	0 vs. Oakland (9/12)
PUNT RETURN YARDS	135 at Buffalo (12/24)	0 vs. Oakland (9/12)
KICKOFF RETURNS	5 at Minnesota (12/4)	0 8x, last: vs. Kansas City (1/1)
KICKOFF RETURN YARDS	111 at Minnesota (12/4)	0 8x, last: vs. Kansas City (1/1)
INTERCEPTION RETURNS	4 at Buffalo (12/24)	0 8x, last: vs. New England (12/18)
INTERCEPTION RETURN YARDS	100 vs. Detroit (10/30)	0 9x, last: vs. New England (12/18)
PENALTIES	15 2x, last: at Oakland (11/6)	0 vs. San Diego (10/9)
YARDS PENALIZED	131 vs. Oakland (9/12)	0 vs. San Diego (10/9)
FUMBLES	3 at Tennessee (9/25)	0 4x, last: at Buffalo (12/24)
FUMBLES LOST	2 at Tennessee (9/25)	0 7x, last: at Buffalo (12/24)
SACKS MADE	7 vs. Detroit (10/30)	0 2x, last: at Kansas City (11/13)
FUMBLES FORCED	4 vs. Oakland (9/12)	0 4x, last: at Kansas City (11/13)
FUMBLES RECOVERED	2 4x, last: vs. New England (12/18)	0 5x, last: at San Diego (11/27)
TIME OF POSSESSION	40:08 vs. San Diego (10/9)	26:22 at Kansas City (11/13)

2011 BRONCOS GAME-BY-GAME STATISTICS

	vs. Oak. (9/12)	vs. Cin. (9/18)	at Ten. (9/25)	at G.B. (10/2)	vs. S.D. (10/9)	at Mia. (10/23)	vs. Det. (10/30)	at Oak. (11/6)	at K.C. (11/13)	vs. NYJ (11/17)	at S.D. (11/27)	at Min. (12/4)	vs. Chi. (12/11)	vs. N.E. (12/18)	at Buf. (12/24)	vs. K.C. (1/1)	TOTALS	vs. Pfl. (1/8 - W.C.)	at N.E. (1/14 - Div.)	TOTALS
First Downs																				
Total	25	19	19	18	13	18	19	20	16	11	18	13	20	23	18	16	286	18	15	33
Rushing	2	9	2	5	8	9	9	12	13	7	10	6	5	13	7	12	129	6	7	13
Passing	17	8	14	13	5	8	9	4	2	4	7	7	13	9	8	2	130	9	7	16
Penalty	6	2	3	0	0	1	1	4	1	0	1	0	2	1	3	2	27	3	1	4
Third-Down Efficiency																				
Converted	6	5	8	4	2	4	2	3	5	3	5	3	5	4	2	5	66	3	7	10
Attempts	13	12	15	11	9	16	14	12	14	13	16	11	17	10	13	18	214	10	18	28
Efficiency	46%	42%	53%	36%	22%	25%	14%	25%	36%	23%	31%	27%	29%	40%	15%	28%	31%	30%	39%	36%
Fourth-Down Efficiency																				
Converted	0	0	0	1	0	0	0	0	0	0	0	0	0	0	2	0	3	0	2	2
Attempts	0	0	1	1	0	0	3	1	0	1	0	0	0	2	3	1	13	0	3	3
Efficiency	0%	0%	0%	100%	0%	0%	0%	0%	0%	0%	0%	0%	0%	0%	67%	0%	23%	0%	67%	67%
Total Offense																				
Net Yards	310	318	231	384	275	308	312	412	313	229	349	336	345	393	293	266	5074	447	252	699
Plays	64	63	63	56	46	73	76	62	63	56	70	49	79	58	68	71	1017	55	71	126
Avg./play	4.8	5.0	3.7	6.9	6.0	4.2	4.1	6.6	5.0	4.1	5.0	6.9	4.4	6.8	4.3	3.7	5.0	8.1	3.5	5.5
Rushing																				
Net Yards	38	131	59	119	162	177	195	299	244	125	208	150	124	252	133	216	2632	131	144	275
Attempts	13	36	23	23	23	39	30	38	55	34	51	32	34	31	35	47	544	34	40	74
Avg./rush	2.9	3.6	2.6	5.2	7.0	4.5	6.5	7.9	4.4	3.7	4.1	4.7	3.6	8.1	3.8	4.6	4.8	3.9	3.6	3.7
TFL - yds.	2-9	3-10	3-6	2-2	1-3	3-4	0-0	2-2	4-9	4-12	5-11	4-8	3-6	3-9	1-1	3-7	43-99	2-4	9-26	11-30
Passing																				
Net Yards	272	187	172	265	113	125	117	113	69	104	141	186	221	141	160	50	2436	316	108	424
Sacks	5	2	1	1	0	7	7	2	0	1	1	2	5	4	3	2	43	0	5	5
Yds. Lost	32	8	1	8	0	36	55	11	0	0	2	16	15	53	25	10	272	0	28	28
Gross Yds.	304	195	173	273	113	161	172	124	69	104	143	202	236	194	185	60	2708	316	136	452
Attempts	46	25	39	32	23	27	39	22	8	21	18	15	40	23	29	22	429	21	26	47
Compl.	24	15	24	22	10	13	18	10	2	9	9	10	21	11	13	6	217	10	9	19
Pct.	52%	60%	62%	69%	43%	48%	46%	45%	25%	43%	50%	67%	53%	48%	45%	27%	51%	48%	35%	40%
Int.	1	1	2	3	1	0	1	0	0	0	0	0	1	0	3	1	14	0	0	0
Avg./play	5.3	6.9	4.3	8.0	4.9	3.7	2.5	4.7	8.6	4.7	7.4	10.9	4.9	5.2	5.0	2.1	5.2	15.0	3.5	8.2
Kickoffs																				
No.	5	5	3	5	5	4	3	7	4	4	4	7	4	5	3	2	70	6	3	9
In End Zone-TB	5-5	5-5	3-3	4-2	5-5	3-3	3-3	6-4	2-1	3-2	4-3	6-2	3-2	5-5	3-0	2-2	62-47	6-6	2-2	8-8
Punts																				
No.	4	6	5	2	6	9	7	5	7	8	9	6	8	3	7	9	101	4	7	11
Yards	165	335	246	98	322	435	353	238	307	350	391	307	363	165	306	402	4783	164	272	436
Avg.	41.3	55.8	49.2	49.0	53.7	48.3	50.4	47.6	43.9	43.8	43.4	51.2	45.4	55.0	43.7	44.7	47.4	41.0	38.9	39.6
Net Avg.	31.3	51.0	45.0	45.5	42.8	41.4	46.1	39.0	39.7	34.4	37.2	48.8	40.9	47.3	24.4	38.0	40.2	39.3	34.9	37.1
Had Blocked	0	0	0	0	0	0	0	0	0	0	0	0	0	0	0	0	0	0	0	0
Kicks, Had Blocked																				
Field Goals-PATs	0-0	0-0	0-0	0-0	0-0	0-0	0-0	0-0	0-0	0-0	0-0	0-0	1-0	0-0	0-0	0-0	1-0	0-0	0-0	0-0
Punt Returns																				
No.	5	0	3	0	2	4	5	4	2	2	4	3	8	2	1	2	47	3	0	3
Yards	128	0	47	0	37	45	28	108	16	12	60	12	73	4	3	23	596	27	0	27
Avg.	25.6	0.0	15.7	0.0	18.5	11.3	5.6	27.0	8.0	6.0	15.0	4.0	9.1	2.0	3.0	11.5	12.7	9.0	0.0	9.0
Kickoff Returns																				
No.	0	1	1	5	1	0	2	4	0	3	4	4	0	4	9	1	39	1	4	5
Yards	0	23	19	146	28	0	47	95	0	99	106	132	0	71	165	25	956	19	68	87
Avg.	0.0	23.0	19.0	29.2	28.0	0.0	23.5	23.8	0.0	33.0	26.5	33.0	0.0	17.8	18.3	25.0	24.5	19.0	17.0	17.4
Interception Returns																				
No.	0	0	0	2	1	0	0	3	0	1	0	2	0	0	0	0	9	1	1	2
Yards	0	0	0	20	55	0	0	15	0	26	0	36	0	0	0	0	152	9	17	26
Avg.	0.0	0.0	0.0	10.0	55.0	0.0	0.0	5.0	0.0	26.0	0.0	18.0	0.0	0.0	0.0	0.0	16.9	9.0	17.0	13.0
Penalties																				
Number	10	7	1	3	4	5	5	11	8	6	9	8	4	7	7	6	101	5	5	10
Yds. Lost	91	55	15	24	53	30	55	93	65	51	63	73	28	39	58	49	842	30	55	85
Fumbles																				
No.	4	2	0	1	0	2	5	0	0	1	2	3	2	4	2	1	29	2	2	4
Lost	2	2	0	1	0	1	2	0	0	1	0	2	1	3	1	1	17	1	1	2
Touchdowns																				
Total TDs	2	3	2	3	3	2	1	5	2	2	1	4	1	3	2	0	36	3	1	4
Rush	0	1	0	0	1	0	0	2	1	1	0	1	0	3	1	0	11	1	1	2
Pass	1	2	2	3	1	2	1	2	1	0	1	2	1	0	1	0	20	2	0	2
Returns	1	0	0	0	1	0	0	1	0	1	0	1	0	0	0	0	5	0	0	0
Extra Points																				
Made-Attempts	2-2	3-3	2-2	2-3	2-3	2-2	1-1	5-5	2-2	2-2	1-1	4-4	1-1	2-3	2-2	0-0	33-36	2-2	1-1	3-3
Kicking Md.-Att.	2-2	3-3	2-2	2-2	1-1	1-1	1-1	5-5	2-2	2-2	1-1	3-3	1-1	2-2	2-2	0-0	30-30	2-2	1-1	3-3
Rushing Md.-Att.	0-0	0-0	0-0	0-1	1-1	1-1	0-0	0-0	0-0	0-0	0-0	0-0	0-0	0-1	0-1	0-0	3-5	0-0	0-0	0-0
Passing Md.-Att.	0-0	0-0	0-0	0-0	0-1	0-0	0-0	0-0	0-0	0-0	0-0	0-0	0-0	0-0	0-0	0-0	0-1	0-0	0-0	0-0
Field Goals																				
Made-Attempts	2-3	1-1	0-0	1-1	1-1	1-3	1-1	1-2	1-2	1-1	3-3	2-2	2-3	1-1	0-0	1-1	19-25	3-3	1-1	4-4
Red Zone Efficiency																				
Scored-Attempts	1-3	1-2	2-3	2-3	1-2	2-2	1-3	0-1	1-2	0-1	1-3	0-1	1-2	2-3	2-3	0-2	17-36	1-4	1-3	2-7
Efficiency	33%	50%	67%	67%	50%	100%	33%	33%	50%	0%	33%	0%	50%	67%	67%	67%	47%	25%	33%	29%
Goal-to-Go Efficiency																				
Scored-Attempts	0-1	1-2	2-3	2-2	0-0	1-1	0-0	0-0	1-1	0-0	0-0	0-1	0-0	1-1	1-1	0-0	9-13	0-1	1-2	1-3
Efficiency	0%	50%	50%	100%	0%	100%	0%	0%	100%	0%	0%	0%	0%	100%	100%	100%	69%	0%	50%	33%
Safeties																				
Total Points	20	24	14	23	24	18	10	38	17	17	16	35	13	23	14	3	309	29	10	39
Time of Poss.	27:25	30:15	29:06	26:59	19:52	34:17	30:26	31:51	33:38	27:48	37:08	22:09	34:39	26:19	30:31	32:58	29:43	29:05	33:23	31:14

2011 OPPONENTS GAME-BY-GAME STATISTICS

	vs. Oak. (9/12)	vs. Cin. (9/18)	at Ten. (9/25)	at G.B. (10/2)	vs. S.D. (10/9)	at Mia. (10/23)	vs. Det. (10/30)	at Oak. (11/6)	at K.C. (11/13)	vs. NYJ (11/17)	at S.D. (11/27)	at Min. (12/4)	vs. Chi. (12/11)	vs. N.E. (12/18)	at Buf. (12/24)	vs. K.C. (1/1)	TOTALS	vs. Pfl. (1/8 - W.C.)	at N.E. (1/14 - Div.)	TOTALS
First Downs																				
Total	20	18	17	26	25	15	21	21	17	22	20	27	12	26	14	14	315	21	31	52
Rushing	10	2	2	7	11	5	6	4	6	6	9	6	7	8	7	5	101	9	9	18
Passing	7	14	14	18	11	9	13	14	8	13	10	17	5	15	6	8	182	11	19	30
Penalty	3	2	1	1	3	1	2	3	3	3	1	4	0	3	1	1	32	1	3	4
Third-Down Efficiency																				
Converted	5	1	8	9	8	3	4	4	2	3	6	6	2	5	2	5	73	7	3	10
Attempts	14	11	15	13	16	14	12	12	11	14	17	15	12	12	12	15	218	16	6	22
Efficiency	36%	9%	53%	69%	50%	21%	33%	33%	18%	21%	35%	40%	13%	42%	17%	33%	33%	44%	50%	45%
Fourth-Down Efficiency																				
Converted	0	0	1	0	0	0	0	0	0	1	0	0	0	1	0	0	3	0	0	0
Attempts	0	2	1	1	0	0	0	0	2	1	0	0	0	2	0	0	9	1	0	1
Efficiency	0%	0%	100%	0%	0%	0%	0%	0%	0%	100%	0%	0%	0%	50%	0%	0%	33%	0%	0%	0%
Total Offense																				
Net Yards	289	382	333	507	418	267	376	416	258	318	344	489	245	451	351	281	5725	400	509	909
Plays	62	63	61	69	77	68	62	63	62	71	75	81	61	72	56	60	1063	68	64	132
Avg./play	4.7	6.1	5.5	7.3	5.4	3.9	6.1	6.6	4.2	4.5	4.6	6.0	4.0	6.3	6.3	4.7	5.4	5.9	8.0	6.9
Rushing																				
Net Yards	190	72	38	111	206	94	113	100	134	83	185	129	159	141	160	106	2021	156	146	302
Attempts	39	20	23	28	43	31	28	26	24	28	36	30	38	36	28	30	488	23	30	53
Avg./rush	4.9	3.6	1.7	4.0	4.8	3.0	4.0	3.8	5.6	3.0	5.1	4.3	4.2	3.9	5.7	3.5	4.1	6.8	4.9	5.7
TFL - yds.	4-11	1-2	8-15	1-1	1-5	1-2	2-2	2-2	3-4	3-5	2-5	4-12	1-2	4-8	4-15	4-14	45-105	0-0	3-5	11-30
Passing																				
Net Yards	99	310	295	396	212	173	263	316	124	235	159	360	86	310	191	175	3704	244	363	607
Sacks	1	2	2	2	5	4	2	2	4	3	3	3	4	2	1	1	41	5	0	5
Yds. Lost	6	22	16	12	38	24	9	16	16	17	29	29	29	10	5	5	283	45	0	45
Gross Yds.	105	332	311	408	250	197	272	332	140	252	188	389	115	320	196	180	3987	289	363	652
Attempts	22	41	36	39	29	33	32	35	34	40	36	48	19	34	27	29	534	40	34	74
Compl.	13	27	27	29	18	22	22	19	18	24	19	30	12	23	15	15	333	22	26	48
Pct.	59%	66%	75%	74%	62%	67%	69%	54%	53%	60%	53%	63%	63%	68%	56%	52%	62%	55%	76%	65%
Int.	0	0	0	2	1	0	0	3	0	1	0	2	0	0	0	0	9	1	1	2
Avg./play	4.3	7.2	7.8	9.7	6.2	4.7	7.7	8.5	3.3	5.5	4.1	7.1	3.7	8.6	6.8	5.8	6.4	5.4	10.7	7.7
Kickoffs																				
No.	5	6	4	8	8	5	8	5	3	4	5	6	3	7	9	2	88	7	8	15
In End Zone-TB	5-5	6-5	4-3	7-2	8-7	5-5	8-6	3-1	2-2	4-1	4-1	4-2	3-3	7-3	4-0	2-1	76-47	7-6	6-4	13-10
Punts																				
No.	6	5	4	1	3	8	7	7	7	6	6	6	11	4	4	8	93	4	3	7
Yards	349	205	176	49	147	397	284	284	339	230	308	297	526	162	201	377	4331	184	126	310
Avg.	58.2	41.0	44.0	49.0	49.0	49.6	40.6	40.6	48.4	38.3	51.3	49.5	47.8	40.5	50.3	47.1	46.6	46.0	42.0	44.3
Net Avg	33.5	37.0	32.3	49.0	36.7	39.0	33.7	33.7	40.4	36.3	38.0	44.2	39.4	39.5	44.5	41.8	38.2	39.3	42.0	40.4
Had Blocked	0	0	0	0	0	0	0	0	0	0	0	0	0	0	0	0	0	0	0	0
Kicks, Had Blocked																				
Field Goals-PATs	0-0	0-0	0-0	0-0	0-0	0-0	0-0	0-0	0-0	0-0	0-0	0-0	0-0	0-0	0-0	0-0	0-0	0-0	0-0	0-0
Punt Returns																				
No.	0	5	4	2	5	4	3	4	3	3	3	2	3	3	4	4	51	0	2	2
Yards	0	29	21	7	65	62	30	43	29	35	16	14	36	23	135	40	585	0	28	28
Avg.	0.0	5.8	5.3	3.5	13.0	15.5	10.0	10.8	9.7	11.7	5.3	4.7	18.0	7.7	45.0	10.0	11.5	0.0	14.0	14.0
Kickoff Returns																				
No.	0	0	0	2	0	0	0	3	3	2	1	5	1	0	3	0	20	0	1	1
Yards	0	0	0	59	0	0	0	59	53	62	21	111	25	0	101	0	491	0	28	28
Avg.	0.0	0.0	0.0	29.5	0.0	0.0	0.0	19.7	17.7	31.0	21.0	22.2	25.0	0.0	33.7	0.0	24.6	0.0	28.0	28.0
Interception Returns																				
No.	1	0	2	3	1	0	1	0	0	0	0	0	1	0	3	1	13	0	0	0
Yards	0	0	29	92	2	0	100	0	0	0	0	0	0	0	52	1	276	0	0	0
Avg.	0.0	0.0	14.5	30.7	2.0	0.0	100.0	0.0	0.0	0.0	0.0	0.0	0.0	0.0	17.3	1.0	21.2	0.0	0.0	0.0
Penalties																				
Number	15	7	11	3	0	2	4	15	4	2	4	6	8	4	8	6	99	6	2	8
Yds. Lost	131	69	80	27	0	20	45	130	40	15	30	54	69	30	69	36	845	61	20	81
Fumbles																				
No.	2	0	3	0	2	2	0	3	1	3	0	1	1	1	0	1	20	2	1	3
Lost	1	0	2	0	1	1	0	0	0	1	0	1	1	0	0	1	9	0	1	1
Touchdowns																				
Total TDs	2	2	2	7	2	1	6	3	1	1	1	3	1	5	4	1	42	2	6	8
Rush	1	0	0	2	1	0	1	0	0	0	0	0	1	3	1	1	11	1	0	1
Pass	1	2	2	4	1	1	3	3	1	0	1	3	0	2	0	0	24	1	6	7
Returns	0	0	0	1	0	0	2	0	0	1	0	0	0	0	3	0	7	0	0	0
Extra Points																				
Made-Attempts	2-2	1-2	2-2	7-7	2-2	0-1	6-6	3-3	1-1	1-1	1-1	3-3	1-1	5-5	4-4	1-1	40-42	2-2	6-6	8-8
Kicking Md.-Att.	2-2	1-1	2-2	7-7	2-2	0-0	6-6	3-3	1-1	1-1	1-1	3-3	1-1	5-5	4-4	1-1	40-40	2-2	6-6	8-8
Rushing Md.-Att.	0-0	0-0	0-0	0-0	0-0	0-0	0-0	0-0	0-0	0-0	0-0	0-0	0-0	0-0	0-0	0-0	0-0	0-0	0-0	0-0
Passing Md.-Att.	0-0	0-1	0-0	0-0	0-0	0-1	0-0	0-0	0-0	0-0	0-0	0-0	0-0	0-0	0-0	0-0	0-2	0-0	0-0	0-0
Field Goals																				
Made-Attempts	3-3	3-3	1-1	0-0	5-5	3-3	1-1	1-1	1-1	2-4	2-4	3-3	1-1	2-2	4-6	0-1	32-39	3-3	1-1	4-4
Red Zone Efficiency																				
Scored-Attempts	2-4	2-3	5-6	1-5	1-3	2-2	2-3	1-2	1-2	1-2	1-3	1-1	4-6	1-6	0-0	0	27-52	1-2	5-6	6-8
Efficiency	50%	50%	67%	83%	20%	33%	100%	67%	50%	50%	33%	100%	67%	17%	0%	0	52%	50%	83%	75%
Goal-to-Go Efficiency																				
Scored-Attempts	2-2	1-1	1-1	1-2	0-0	2-2	0-0	1-1	1-1	0-1	0-2	1-1	3-4	1-3	0-0	0	16-24	1-1	1-2	2-3
Efficiency	67%	100%	100%	100%	50%	0%	100%	0%	100%	100%	0%	0%	75%	33%	0%	0	67%	100%	50%	67%
Safeties																				
Total Points	23	22	17	49	29	15	45	24	10	13	13	32	10	41	40	40	423	23	45	68
Time of Poss.	32:35	29:45	30:54	33:01	40:08	33:19	29:34	28:09	26:22	32:12	37:23	37:51	31:47	33:41	29:29	29:29	32:14	31:06	26:37	28:51

2011 GAME-BY-GAME PARTICIPATION

	vs. Oak. (9/12)	vs. Cin. (9/18)	at Ten. (9/25)	at G.B. (10/2)	vs. S.D. (10/9)	at Mia. (10/23)	vs. Det. (10/30)	at Oak. (11/6)	at K.C. (11/13)	vs. NYJ (11/17)	at S.D. (11/27)	at Min. (12/4)	vs. Chi. (12/11)	vs. N.E. (12/18)	at Buf. (12/24)	vs. K.C. (1/1)	Reg. Season P-S-DNP-INA	vs. Pit. (1/8 - W.C.)	at N.E. (1/14 - Div.)
Ayers	LDE	LDE	LDE	LDE	LDE	P	P	LDE	LDE	LDE	LDE	LDE	LDE	P	LDE	LDE	16-13-0-0	LDE	P
Bailey	LCB	INA	INA	INA	LCB	LCB	LCB	LCB	LCB	LCB	LCB	LCB	LCB	LCB	LCB	LCB	13-13-0-0	LCB	LCB
Ball	P	P	P	P	P	P	P	P	P	P	P	P	P	P	P	P	16-0-0-0	P	P
Beadles	LG	LG	LG	LG	LG	LG	LG	LG	LG	LG	LG	LG	LG	LG	LG	LG	16-16-0-0	LG	LG
Binn	NWT	NWT	NWT	NWT	NWT	NWT	NWT	NWT	NWT	NWT	NWT	NWT	NWT	NWT	NWT	NWT	0-0-0-0	NWT	P
Bruton	P	P	P	P	P	P	P	P	P	P	P	P	P	INA	P	FS	15-1-0-1	FS	FS
Bunkley	NT	NT	NT	NT	NT	P	P	NT	NT	NT	NT	NT	NT	P	NT	NT	16-13-0-0	NT	P
Bush	NWT	NWT	NWT	NWT	NWT	INA	INA	INA	INA	INA	P	P	P	P	P	WR	6-0-0-5	P	P
Carter, Q.	P	P	P	P	P	FS	FS	P	FS	FS	FS	FS	FS	SS	FS	SS	16-10-0-0	SS	SS
Carter, T.	NWT	NWT	NWT	NWT	NWT	NWT	NWT	NWT	NWT	NWT	NWT	PS	PS	P	P	P	3-0-0-0	P	P
Clady	LT	LT	LT	LT	LT	LT	LT	LT	LT	LT	LT	LT	LT	LT	LT	LT	16-16-0-0	LT	LT
Clark	P	P	P	TE	TE	P	P	P	TE	P	TE	TE	P	P	TE	P	16-6-0-0	P	P
Colquitt	P	P	P	P	P	P	P	P	P	P	P	P	P	P	P	P	16-0-0-0	P	P
Cosby	NWT	NWT	P	P	P	P	P	P	P	INA	INA	P	P	P	INA	NWT	10-0-0-3	NWT	NWT
Dawkins	SS	SS	SS	SS	SS	SS	SS	P	SS	SS	SS	P	SS	INA	SS	INA	14-12-0-2	INA	INA
Decker	P	WR	WR	P	P	WR	WR	WR	WR	WR	WR	WR	WR	WR	WR	WR	16-13-0-0	WR	INA
Dumervil	RDE	INA	INA	RDE	RDE	RDE	RDE	RDE	RDE	RDE	RDE	RDE	RDE	RDE	RDE	RDE	14-14-0-2	RDE	RDE
Fells	TE	TE	TE	TE	TE	TE	TE	TE	TE	TE	TE	TE	TE	TE	P	TE	16-15-0-0	TE	TE
Franklin	RT	RT	RT	RT	RT	RT	RT	RT	RT	RT	RT	RT	RT	RT	RT	RT	16-16-0-0	RT	RT
Goodman	RCB	RCB	RCB	RCB	RCB	RCB	RCB	RCB	RCB	RCB	RCB	RCB	RCB	RCB	RCB	RCB	16-16-0-0	RCB	RCB
Goodwin	PS	PS	NWT	NWT	NWT	PS	PS	PS	PS	PS	PS	PS	PS	PS	PS	PS	0-0-0-0	PS	P
Green	P	P	P	P	TE	P	P	INA	P	P	P	TE	P	P	P	TE	15-3-0-1	P	TE
Haggan	P	P	P	P	P	P	P	P	P	P	P	SLB	P	P	P	P	16-1-0-0	P	P
Harris, C.	P	P	P	P	P	P	CB	CB	P	P	P	CB	P	CB	P	P	16-4-0-0	P	CB
Harris, R.	NWT	NWT	NWT	NWT	NWT	NWT	NWT	NWT	NWT	NWT	NWT	NWT	NWT	NWT	NWT	NWT	0-0-0-0	INA	INA
Harvey	INA	P	P	P	P	INA	INA	INA	INA	INA	INA	P	INA	INA	INA	INA	5-0-0-11	INA	INA
Hills	INA	DNP	INA	INA	INA	INA	INA	INA	INA	INA	INA	INA	INA	INA	INA	INA	0-0-1-15	P	DNP
Hochstein	P	P	DNP	P	P	P	P	P	P	P	P	P	P	P	P	P	15-0-1-0	RG	RG
Hunter	P	RDE	RDE	P	P	P	P	P	P	P	P	P	P	P	P	P	16-2-0-0	P	P
Irving	P	P	P	P	P	P	P	P	P	P	P	P	P	P	P	P	16-0-0-0	P	P
Iwuh	NWT	NWT	NWT	NWT	NWT	NWT	NWT	NWT	NWT	NWT	NWT	NWT	NWT	NWT	NWT	NWT	0-0-0-0	P	P
Johnson, J.	PS	P	PS	PS	PS	PS	PS	PS	PS	P	P	P	P	P	P	P	8-0-0-0	P	P
Johnson, Q.	NWT	NWT	NWT	NWT	NWT	INA	INA	INA	INA	INA	INA	INA	INA	NWT	NWT	NWT	0-0-0-8	NWT	NWT
Kuper	RG	RG	RG	RG	RG	RG	RG	RG	RG	RG	RG	RG	RG	RG	RG	RG	16-16-0-0	IR	IR
Larsen	P	FB	FB	FB	P	FB	P	FB	P	P	P	P	FB	P	P	P	16-6-0-0	INA	IR
Lloyd	WR	INA	WR	WR	WR	NWT	NWT	NWT	NWT	NWT	NWT	NWT	NWT	NWT	NWT	NWT	4-4-0-1	NWT	NWT
Mays	MLB	MLB	MLB	P	MLB	P	P	MLB	MLB	MLB	MLB	MLB	MLB	P	MLB	MLB	16-12-0-0	MLB	MLB
McBean	P	P	P	P	P	LDE	LDE	P	P	P	P	P	P	LDE	P	P	16-3-0-0	P	LDE
McCarthy	PS	PS	PS	PS	PS	PS	PS	PS	PS	PS	PS	P	P	P	INA	P	4-0-0-1	NWT	NWT
McGahee	P	RB	RB	RB	RB	RB	INA	RB	RB	RB	RB	RB	RB	RB	RB	RB	15-14-0-1	RB	RB
Miller	SLB	SLB	SLB	SLB	SLB	SLB	SLB	SLB	SLB	SLB	SLB	INA	SLB	SLB	SLB	SLB	15-15-0-1	SLB	SLB
Mohamed	P	P	PS	PS	PS	PS	PS	PS	PS	PS	PS	PS	INA	INA	INA	INA	2-0-0-4	INA	INA
Moore	FS	FS	FS	FS	FS	P	P	FS	P	P	P	INA	P	FS	P	P	15-7-0-1	DNP	P
Moreno	RB	INA	DNP	P	P	P	RB	P	P	IR	IR	IR	IR	IR	IR	IR	7-2-1-1	IR	IR
Orton	QB	QB	QB	QB	QB	DNP	DNP	DNP	DNP	NWT	NWT	NWT	NWT	NWT	NWT	NWT	5-5-5-0	NWT	NWT
Paxton	P	P	P	P	P	P	P	P	P	P	P	P	P	P	P	P	16-0-0-0	P	INA
Prater	P	P	P	P	P	P	P	P	P	P	P	P	P	P	P	P	16-0-0-0	P	P
Quinn	DNP	DNP	DNP	DNP	DNP	INA	INA	DNP	DNP	DNP	DNP	DNP	DNP	DNP	DNP	DNP	0-0-14-2	DNP	DNP
Ramirez	INA	P	P	INA	INA	INA	INA	INA	INA	INA	INA	INA	INA	INA	INA	INA	2-0-0-14	INA	INA
Rosario	NWT	NWT	P	P	P	P	P	P	TE	P	P	P	P	TE	FB	P	14-3-0-0	P	TE
Royal	WR	WR	INA	INA	INA	WR	WR	WR	P	WR	WR	P	INA	P	P	WR	12-8-0-4	WR	P
Sylvester	PS	PS	PS	PS	PS	NWT	NWT	NWT	NWT	NWT	NWT	NWT	NWT	NWT	NWT	INA	0-0-0-1	INA	NWT
Tebow	DNP	P	DNP	P	P	QB	QB	QB	QB	QB	QB	QB	QB	QB	QB	QB	14-11-2-0	QB	QB
Thomas, D.	INA	INA	INA	INA	INA	P	WR	P	P	WR	P	P	WR	WR	WR	WR	11-5-0-5	WR	WR
Thomas, J.	TE	P	INA	INA	INA	INA	P	P	P	INA	INA	INA	INA	INA	INA	INA	5-1-1-10	INA	INA
Thomas, M.	INA	INA	INA	INA	P	DT	DT	DT	DT	DT	DT	DT	DT	DT	DT	DT	12-11-0-4	DT	DT
Unrein	P	P	P	P	INA	P	P	P	P	P	P	P	P	P	DNP	P	14-0-1-1	P	P
Vaughn	P	LCB	LCB	LCB	P	P	P	INA	INA	P	P	IR	IR	IR	IR	IR	9-3-0-2	IR	IR
Vickerson	P	DT	DT	P	DT	IR	IR	IR	IR	IR	IR	IR	IR	IR	IR	IR	5-4-0-0	IR	IR
Walton	C	C	C	C	C	C	C	C	C	C	C	C	C	C	C	C	16-16-0-0	C	C
Warren	INA	IR	IR	IR	IR	IR	IR	IR	IR	IR	IR	IR	IR	IR	IR	IR	0-0-0-1	IR	IR
Wilhite	P	P	P	CB	INA	CB	P	P	P	P	P	P	P	P	P	P	15-2-0-1	P	P
Williams	INA	INA	DNP	WLB	WLB	WLB	WLB	WLB	WLB	WLB	WLB	WLB	WLB	WLB	WLB	WLB	13-13-1-2	WLB	WLB
Willis	P	P	P	P	P	P	P	P	P	P	P	P	P	P	P	P	16-0-0-0	P	P
Woodyard	WLB	WLB	WLB	MLB	P	MLB	MLB	P	INA	P	P	P	P	P	P	P	15-7-0-1	P	P

KEY: INA - inactive; PS - practice squad; NWT - not with team.

2011 INDIVIDUAL GAME-BY-GAME STATISTICS — PASSING

TEBOW											ORTON													
Game	Att.	Cmp.	Yds.	Pct.	Yds./			Sack/			Rtg.	Att.	Cmp.	Yds.	Pct.	Yds./			Sack/			Rtg.		
					Att.	TD	Int	LG	Lost	Att.						TD	Int	LG	Lost					
vs. Oak. (9/12)					DID NOT PLAY										46	24	304	52.2	6.6	1	1	24	5/32	71.3
vs. Cin. (9/18)	0	0	0	0.0	0.0	0	0	0	0/0	0.0	25	15	195	60.0	7.8	2	0	52t	2/8	111.3				
at Ten. (9/25)					DID NOT PLAY										39	24	173	61.5	7.2	2	2	32	1/1	67.6
at G.B. (10/2)	0	0	0	0.0	0.0	0	0	0	0/0	0.0	32	22	273	68.8	8.5	3	3	44	1/8	87.1				
vs. S.D. (10/9)	10	4	79	40.0	7.9	1	0	31	0/0	101.7	13	6	34	46.2	2.6	0	1	10	0/0	21.0				
at Mia. (10/23)	27	13	161	48.1	6.0	2	0	42	6/30	91.7	DID NOT PLAY													
vs. Det. (10/30)	39	18	172	46.2	4.4	1	1	28	7/55	56.8	DID NOT PLAY													
at Oak. (11/6)	21	10	124	47.6	5.9	2	0	29	1/11	98.1	DID NOT PLAY													
at K.C. (11/13)	8	2	69	25.0	8.6	1	0	56t	0-0	102.6	DID NOT PLAY													
vs. NYJ (11/17)	20	9	104	45.0	5.2	0	0	28	1/0	61.3	DID NOT PLAY													
at S.D. (11/27)	18	9	143	50.0	7.9	1	0	39	1/2	95.4	NOT WITH TEAM													
at Min. (12/4)	15	10	202	66.7	13.5	2	0	42	2/16	149.3	NOT WITH TEAM													
vs. Chi. (12/11)	40	21	236	52.5	5.9	1	1	23	5/15	68.3	NOT WITH TEAM													
vs. N.E. (12/18)	22	11	194	50.0	8.8	0	0	39	4/53	80.5	NOT WITH TEAM													
at Buf. (12/24)	29	13	185	44.8	6.4	1	3	47	4/33	37.9	NOT WITH TEAM													
vs. K.C. (1/1)	22	6	60	27.3	2.7	0	1	17	2/10	20.6	NOT WITH TEAM													
TOTALS	271	126	1729	46.5	6.4	12	6	56133/225	72.9	155	91	979	58.7	6.3	8	7	52t	9/49	75.7					
vs. Pit. (1/8 - W.C.)	21	10	316	47.6	15.0	2	0	80t	0/0	125.6	NOT WITH TEAM													
at N.E. (1/14 - Div.)	26	9	136	34.6	5.2	0	0	41	5/28	52.7	NOT WITH TEAM													
TOTALS	47	19	452	40.4	9.6	2	0	80t	5/28	90.0	0	0	0	0.0	0.0	0	0	0	0/0	0.0				

2011 INDIVIDUAL GAME-BY-GAME STATISTICS — RUSHING

McGAHEE						TEBOW						BALL						MORENO					
Game	No.	Yds.	Avg.	LG	TD	No.	Yds.	Avg.	LG	TD	No.	Yds.	Avg.	LG	TD	No.	Yds.	Avg.	LG	TD			
vs. Oak. (9/12)	4	3	0.8	3	0						0	0	0.0	—	0	8	22	2.8	9	0			
vs. Cin. (9/18)	28	101	3.6	12	1		0	0	0.0	—	0	6	28	4.7	17	0							
at Ten. (9/25)	22	52	2.4	10	0							1	7	7.0	7	0							
at G.B. (10/2)	15	103	6.9	28	0		1	-1	-1.0	-1	0	2	5	2.5	6	0	2	4	2.0	4	0		
vs. S.D. (10/9)	16	125	7.8	28	0		6	38	6.3	12t	1	0	0	0.0	—	0	0	0	0.0	—	0		
at Mia. (10/23)	18	76	4.2	12	0		9	59	6.6	21	0	6	14	2.3	5	0	7	28	4.0	13	0		
vs. Det. (10/30)		INACTIVE					10	63	6.3	18	0	6	63	10.5	34	0	14	69	4.9	12	0		
at Oak. (11/6)	20	163	8.2	60t	2		13	118	9.1	32	0	4	14	3.5	12	0	2	4	2.0	3	0		
at K.C. (11/13)	4	17	4.3	12	0		9	43	4.8	19	1	30	96	3.2	9	0	4	52	13.0	24	0		
vs. NYJ (11/17)	12	18	1.5	6	0		8	68	8.5	20t	1	5	18	3.6	11	0					INJURED RESERVE		
at S.D. (11/27)	23	117	5.1	24	0		22	67	3.0	12	0	4	19	4.8	7	0					INJURED RESERVE		
at Min. (12/4)	20	111	5.6	24t	1		4	13	3.3	7	0	7	25	3.6	11	0					INJURED RESERVE		
vs. Chi. (12/11)	17	34	2.0	7	0		12	49	4.1	16	0	1	13	13.0	13	0					INJURED RESERVE		
vs. N.E. (12/18)	7	70	10.0	29	0		12	93	7.8	30	2	11	64	5.8	32t	1					INJURED RESERVE		
at Buf. (12/24)	15	64	4.3	24	0		10	34	3.4	12	1	4	12	3.0	5	0					INJURED RESERVE		
vs. K.C. (1/1)	28	145	5.2	15	0		6	16	2.7	7	0	9	24	2.7	7	0					INJURED RESERVE		
TOTALS	249	1199	4.8	60t	4		122	660	5.4	32	6	96	402	4.2	34	1	37	179	4.8	24	0		
vs. Pit. (1/8 - W.C.)	19	61	3.2	11	0		10	50	5.0	11	1	4	11	2.8	5	0					INJURED RESERVE		
at N.E. (1/14 - Div.)	17	76	4.5	19	1		5	13	2.6	14	0	13	44	3.4	13	0					INJURED RESERVE		
TOTALS	36	137	3.8	19	1		15	63	4.2	14	1	17	55	3.2	13	0	0	0	0.0	—	0		

J. JOHNSON						ROYAL						LARSEN						ORTON					
Game	No.	Yds.	Avg.	LG	TD	No.	Yds.	Avg.	LG	TD	No.	Yds.	Avg.	LG	TD	No.	Yds.	Avg.	LG	TD			
vs. Oak. (9/12)							0	0	0.0	—	0	0	0	0.0	—	0	1	13	13.0	13	0		
vs. Cin. (9/18)							0	0	0.0	—	0	1	4	4.0	4	0	1	-2	-2.0	-2	0		
at Ten. (9/25)	0	0	0.0	—	0							0	0	0.0	—	0	0	0	0.0	—	0		
at G.B. (10/2)												0	0	0.0	—	0	2	7	3.5	8	0		
vs. S.D. (10/9)												0	0	0.0	—	0	1	-1	-1.0	-1	0		
at Mia. (10/23)							0	0	0.0	—	0	0	0	0.0	—	0					DID NOT PLAY		
vs. Det. (10/30)							0	0	0.0	—	0	0	0	0.0	—	0					DID NOT PLAY		
at Oak. (11/6)							0	0	0.0	—	0	0	0	0.0	—	0					DID NOT PLAY		
at K.C. (11/13)							3	19	6.3	11	0	5	17	3.4	6	0					DID NOT PLAY		
vs. NYJ (11/17)	3	-2	-0.7	5	0		1	10	10.0	10	0	5	13	2.6	5	0					DID NOT PLAY		
at S.D. (11/27)	0	0	0.0	—	0		1	1	1.0	1	0	1	4	4.0	4	0					NOT WITH TEAM		
at Min. (12/4)	0	0	0.0	—	0		0	0	0.0	—	0	1	1	1.0	1	0					NOT WITH TEAM		
vs. Chi. (12/11)	2	18	9.0	14	0							1	5	5.0	5	0					NOT WITH TEAM		
vs. N.E. (12/18)	1	25	25.0	25	0		0	0	0.0	—	0	0	0	0.0	—	0					NOT WITH TEAM		
at Buf. (12/24)	6	23	3.8	8	0		0	0	0.0	—	0	0	0	0.0	—	0					NOT WITH TEAM		
vs. K.C. (1/1)	2	13	6.5	12	0		2	18	9.0	10	0	0	0	0.0	—	0					NOT WITH TEAM		
TOTALS	14	77	5.5	25	0		7	48	6.9	11	0	14	44	3.1	6	0	5	17	3.4	13	0		
vs. Pit. (1/8 - W.C.)	0	0	0.0	—	0		0	0	0.0	—	0										NOT WITH TEAM		
at N.E. (1/14 - Div.)	4	10	2.5	6	0		1	1	1.0	1	0										NOT WITH TEAM		
TOTALS	4	10	2.5	6	0		1	1	1.0	1	0	0	0	0.0	—	0	0	0	0.0	—	0		

WR Eric Decker had one rush for 1 yard at G.B. (10/2) and one rush for 9 yards vs. Pit. (1/8); WR Demaryius Thomas had one rush for 5 yards vs. Chi. (12/11).

2011 INDIVIDUAL GAME-BY-GAME STATISTICS — RECEIVING

DECKER						D.THOMAS						LLOYD						FELLS					
Game	No.	Yds.	Avg.	LG	TD	No.	Yds.	Avg.	LG	TD	No.	Yds.	Avg.	LG	TD	No.	Yds.	Avg.	LG	TD			
vs. Oak. (9/12)	3	53	17.7	23	0						6	89	14.8	20	0	3	32	10.7	16	0			
vs. Cin. (9/18)	5	113	22.6	52t	2											1	9	9.0	9	0			
at Ten. (9/25)	7	48	6.9	10	0						4	38	9.5	20	0	2	42	21.0	32	0			
at G.B. (10/2)	5	56	11.2	33t	2						8	136	17.0	44	0	2	29	14.5	22	1			
vs. S.D. (10/9)	2	-4	-2.0	0	0						1	20	20.0	20	0	3	47	15.7	31	0			
at Mia. (10/23)	2	21	10.5	16	0	3	27	9.0	15	1						2	31	15.5	28	1			
vs. Det. (10/30)	6	72	12.0	16	1	1	10	10.0	10	0						1	5	5.0	5	0			
at Oak. (11/6)	3	47	15.7	27t	1	1	29	29.0	29	0						1	6	6.0	6	0			
at K.C. (11/13)	1	56	56.0	56t	1	0	0	0.0	—	0						0	0	0.0	—	0			
vs. NYJ (11/17)	0	0	0.0	—	0	2	37	18.5	28	0						0	0	0.0	—	0			
at S.D. (11/27)	3	65	21.7	39	1	0	0	0.0	—	0						1	19	19.0	19	0			
at Min. (12/4)	2	25	12.5	17	0	4	144	36.0	42	2						0	0	0.0	—	0			
vs. Chi. (12/11)	3	33	11.0	23	0	7	78	11.1	16	1						0	0	0.0	—	0			
vs. N.E. (12/18)	1	22	22.0	22	0	7	116	16.6	39	0						0	0	0.0	—	0			
at Buf. (12/24)	0	0	0.0	—	0	4	76	19.0	47	0						2	22	11.0	17t	1			
vs. K.C. (1/1)	1	5	5.0	5	0	3	34	11.3	17	0						1	14	14.0	14	0			
TOTALS	44	612	13.9	56t	8	32	551	17.2	47	4	19	283	14.9	44	0	19	256	13.5	32	3			
vs. Pit. (1/8 - W.C.)	0	0	0.0	—	0	4	204	51.0	80t	1						2	57	28.5	40	0			
at N.E. (1/14 - Div.)						6	93	15.5	41	0						0	0	0.0	—	0			
TOTALS	0	0	0.0	—	0	10	297	29.7	80t	1	0	0	0.0	—	0	2	57	28.5	40	0			

ROYAL						WILLIS						BALL						McGAHEE					
Game	No.	Yds.	Avg.	LG	TD	No.	Yds.	Avg.	LG	TD	No.	Yds.	Avg.	LG	TD	No.	Yds.	Avg.	LG	TD			
vs. Oak. (9/12)	2	33	16.5	18	0	1	6	6.0	6	0	1	9	9.0	9t	1	5	32	6.4	12	0			
vs. Cin. (9/18)	2	18	9.0	14	0	2	22	11.0	15	0	0	0	0.0	—	0	1	5	5.0	5	0			
at Ten. (9/25)						2	16	8.0	11	1	3	11	3.7	7	0	3	2	0.7	5t	1			
at G.B. (10/2)						1	15	15.0	15	0	1	6	6.0	6	0	2	10	5.0	5	0			
vs. S.D. (10/9)						0	0	0.0	—	0	0	0	0.0	—	0	0	0	0.0	—	0			
at Mia. (10/23)	2	14	7.0	7	0	1	42	42.0	42	0	0	0	0.0	—	0	0	0	0.0	—	0			
vs. Det. (10/30)	6	41	6.8	11	0	1	28	28.0	28	0	1	4	4.0	4	0								
at Oak. (11/6)	2	25	12.5	26t	1	0	0	0.0	—	0	0	0	0.0	—	0	0	0	0.0	—	0			
at K.C. (11/13)	0	0	0.0	—	0	1	13	13.0	13	0	0	0	0.0	—	0	0	0	0.0	—	0			
vs. NYJ (11/17)	3	15	5.0	8	0	0	0	0.0	—	0	2	26	13.0	19	0	0	0	0.0	—	0			
at S.D. (11/27)	0	0	0.0	—	0	2	12	6.0	14	0	0	0	0.0	—	0	0	0	0.0	—	0			
at Min. (12/4)	1	7	7.0	7	0	1	12	12.0	12	0	2	14	7.0	8	0	0	0	0.0	—	0			
vs. Chi. (12/11)						4	75	18.8	23	0	4	37	9.3	11	0	1	2	2.0	2	0			
vs. N.E. (12/18)	0	0	0.0	—	0	1	15	15.0	15	0	2	41	20.5	34	0	0	0	0.0	—	0			
at Buf. (12/24)	1	2	2.0	2	0	1	11	11.0	11	0	0	0	0.0	—	0	0	0	0.0	—	0			
vs. K.C. (1/1)	0	0	0.0	—	0	0	0	0.0	—	0	0	0	0.0	—	0	0	0	0.0	—	0			
TOTALS	19	155	8.2	26t	1	18	267	14.8	42	1	16	148	9.3	34	1	12	51	4.3	12	1			
vs. Pit. (1/8 - W.C.)	3	49	16.3	30t	1	0	0	0.0	—	0	1	6	6.0	6	0	0	0	0.0	—	0			
at N.E. (1/14 - Div.)	2	25	12.5	15	0	1	18	18.0	18	0	0	0	0.0	—	0	0	0	0.0	—	0			
TOTALS	5	74	14.8	30t	1	1	18	18.0	18	0	1	6	6.0	6	0	0	0	0.0	—	0			

MORENO						LARSEN						ROSARIO						J.JOHNSON					
Game	No.	Yds.	Avg.	LG	TD	No.	Yds.	Avg.	LG	TD	No.	Yds.	Avg.	LG	TD								
vs. Oak. (9/12)	2	35	17.5	24	0	1	15	15.0	15	0						PRACTICE SQUAD							
vs. Cin. (9/18)						3	23	7.7	10	0						PRACTICE SQUAD							
at Ten. (9/25)						2	9	4.5	7	0	0	0	0.0	—	0	PRACTICE SQUAD							
at G.B. (10/2)	1	7	7.0	7	0	1	6	6.0	6	0	0	0	0.0	—	0	PRACTICE SQUAD							
vs. S.D. (10/9)	3	40	13.3	28t	1	0	0	0.0	—	0	1	10	10.0	10	0	PRACTICE SQUAD							
at Mia. (10/23)	2	10	5.0	9	0	1	16	16.0	16	0	0	0	0.0	—	0	PRACTICE SQUAD							
vs. Det. (10/30)	1	5	5.0	5	0	0	0	0.0	—	0	1	7	7.0	7	0	PRACTICE SQUAD							
at Oak. (11/6)	2	4	2.0	3	0	0	0	0.0	—	0	1	13	13.0	13	0	PRACTICE SQUAD							
at K.C. (11/13)	0	0	0.0	—	0	0	0	0.0	—	0	0	0	0.0	—	0	PRACTICE SQUAD							
vs. NYJ (11/17)						0	0	0.0	—	0	1	18	18.0	18	0	1	8	8.0	8	0			
at S.D. (11/27)						0	0	0.0	—	0	1	23	23.0	23	0	2	24	12.0	14	0			
at Min. (12/4)						0	0	0.0	—	0	0	0	0.0	—	0	0	0	0.0	—	0			
vs. Chi. (12/11)						0	0	0.0	—	0	0	0	0.0	—	0	2	11	5.5	8	0			
vs. N.E. (12/18)						0	0	0.0	—	0	0	0	0.0	—	0	0	0	0.0	—	0			
at Buf. (12/24)						0	0	0.0	—	0	2	46	23.0	32	0	2	19	9.5	17	0			
vs. K.C. (1/1)	0	0	0.0	—	0	1	7	7.0	7	0	0	0	0.0	—	0	0	0	0.0	—	0			
TOTALS	11	101	9.2	28t	1	9	76	8.4	16	0	7	117	16.7	32	0	7	62	8.9	17	0			
vs. Pit. (1/8 - W.C.)											0	0	0.0	—	0	0	0	0.0	—	0			
at N.E. (1/14 - Div.)											0	0	0.0	—	0	0	0	0.0	—	0			
TOTALS	0	0	0.0	—	0	0	0	0.0	—	0	0	0	0.0	—	0	0	0	0.0	—	0			

TE Virgil Green had one catch for 7 yards at Ten. (9/25), one catch for 8 yards at G.B. (10/2) and one catch for 9 yards at Buf. (12/24).

TE Julius Thomas had one catch for 5 yards vs. Cin. (9/18).

2011 INDIVIDUAL GAME-BY-GAME STATISTICS — KICK RETURNS

Game	COSBY					VAUGHN					WILLIS					DECKER				
	No.	Yds.	Avg.	LG	TD	No.	Yds.	Avg.	LG	TD	No.	Yds.	Avg.	LG	TD	No.	Yds.	Avg.	LG	TD
vs. Oak. (9/12)		NOT WITH TEAM				0	0	0.0	—	0	0	0	0.0	—	0	0	0	0.0	—	0
vs. Cin. (9/18)		NOT WITH TEAM				1	23	23.0	23	0	0	0	0.0	—	0	0	0	0.0	—	0
at Ten. (9/25)	1	19	19.0	19	0	0	0	0.0	—	0	0	0	0.0	—	0	0	0	0.0	—	0
at G.B. (10/2)	4	115	28.8	37	0	1	31	31.0	31	0	0	0	0.0	—	0	0	0	0.0	—	0
vs. S.D. (10/9)	1	28	28.0	28	0	0	0	0.0	—	0	0	0	0.0	—	0	0	0	0.0	—	0
at Mia. (10/23)	0	0	0.0	—	0	0	0	0.0	—	0	0	0	0.0	—	0	0	0	0.0	—	0
vs. Det. (10/30)	1	26	26.0	26	0	1	21	21.0	21	0	0	0	0.0	—	0	0	0	0.0	—	0
at Oak. (11/6)	2	66	33.0	41	0	INACTIVE					0	0	0.0	—	0	0	0	0.0	—	0
at K.C. (11/13)	0	0	0.0	—	0	INACTIVE					0	0	0.0	—	0	0	0	0.0	—	0
vs. NYJ (11/17)		INACTIVE				3	99	33.3	67	0	0	0	0.0	—	0	0	0	0.0	—	0
at S.D. (11/27)		INACTIVE				1	36	36.0	36	0	0	0	0.0	—	0	2	50	25.0	34	0
at Min. (12/4)	4	132	33.0	63	0	INJURED RESERVE					0	0	0.0	—	0	0	0	0.0	—	0
vs. Chi. (12/11)	0	0	0.0	—	0	INJURED RESERVE					0	0	0.0	—	0	0	0	0.0	—	0
vs. N.E. (12/18)	4	71	17.8	26	0	INJURED RESERVE					0	0	0.0	—	0	0	0	0.0	—	0
at Buf. (12/24)		INACTIVE				INJURED RESERVE					7	138	19.7	29	0	0	0	0.0	—	0
vs. K.C. (1/1)		NOT WITH TEAM				INJURED RESERVE					1	25	25.0	25	0	0	0	0.0	—	0
TOTALS	17	457	26.9	63	0	7	210	30.0	67	0	8	163	20.4	29	0	2	50	25.0	34	0
vs. Pit. (1/8 - W.C.)		NOT WITH TEAM				INJURED RESERVE					1	19	19.0	19	0	0	0	0.0	—	0
at N.E. (1/14 - Div.)		NOT WITH TEAM				INJURED RESERVE					4	68	17.0	25	0	INACTIVE				
TOTALS	0	0	0.0	—	0	0	0	0.0	—	0	5	87	17.4	25	0	0	0	0.0	—	0

WR Eddie Royal: 1-20 at S.D. (11/27), 2-27 (17 LG) at Buf. (12/24); **TE Daniel Fells:** 1-20 at Oak. (11/6); **RB Lance Ball:** 1-9 at Oak. (11/6).

2011 INDIVIDUAL GAME-BY-GAME STATISTICS — PUNT RETURNS

Game	COSBY					ROYAL					DECKER				
	No.	Yds.	Avg.	LG	TD	No.	Yds.	Avg.	LG	TD	No.	Yds.	Avg.	LG	TD
vs. Oak. (9/12)		NOT WITH TEAM				0	0	0.0	—	0	5	128	25.6	90t	1
vs. Cin. (9/18)		NOT WITH TEAM				0	0	0.0	—	0	0	0	0.0	—	0
at Ten. (9/25)	3	47	15.7	30	0	INACTIVE					0	0	0.0	—	0
at G.B. (10/2)	0	0	0.0	—	0	INACTIVE					0	0	0.0	—	0
vs. S.D. (10/9)	2	37	18.5	22	0	INACTIVE					0	0	0.0	—	0
at Mia. (10/23)	4	45	11.3	22	0	0	0	0.0	—	0	0	0	0.0	—	0
vs. Det. (10/30)	4	28	7.0	13	0	0	0	0.0	—	0	0	0	0.0	—	0
at Oak. (11/6)	3	23	7.7	10	0	1	85	85.0	85t	1	0	0	0.0	—	0
at K.C. (11/13)	2	16	8.0	9	0	0	0	0.0	—	0	0	0	0.0	—	0
vs. NYJ (11/17)		INACTIVE				1	7	7.0	7	0	1	5	5.0	5	0
at S.D. (11/27)		INACTIVE				4	60	15.0	31	0	0	0	0.0	—	0
at Min. (12/4)	0	0	0.0	—	0	2	12	6.0	6	0	0	0	0.0	—	0
vs. Chi. (12/11)	8	73	9.1	14	0	INACTIVE					0	0	0.0	—	0
vs. N.E. (12/18)	1	0	0.0	—	0	1	4	4.0	4	0	0	0	0.0	—	0
at Buf. (12/24)		INACTIVE				1	3	3.0	3	0	0	0	0.0	—	0
vs. K.C. (1/1)		NOT WITH TEAM				2	23	11.5	14	0	0	0	0.0	—	0
TOTALS	27	269	10.0	30	0	12	194	16.2	85t	1	6	133	22.2	90t	1
vs. Pit. (1/8 - W.C.)		NOT WITH TEAM				3	27	9.0	18	0	0	0	0.0	—	0
at N.E. (1/14 - Div.)		NOT WITH TEAM				0	0	0.0	—	0	INACTIVE				
TOTALS	0	0	0.0	—	0	3	27	9.0	18	0	0	0	0.0	—	0

2011 PUNTING

Game	COLQUITT							
	No.	Yds.	Avg.	Net	TB	In20	LG	BK
vs. Oak. (9/12)	4	165	41.3	31.3	2	1	65	0
vs. Cin. (9/18)	6	335	55.8	51.0	0	1	59	0
at Ten. (9/25)	5	246	49.2	45.0	0	4	62	0
at G.B. (10/2)	2	98	49.0	45.5	0	0	53	0
vs. S.D. (10/9)	6	322	53.7	42.8	0	1	60	0
at Mia. (10/23)	9	435	48.3	41.4	0	2	66	0
vs. Det. (10/30)	7	353	50.4	46.1	0	1	57	0
at Oak. (11/6)	5	238	47.6	39.0	0	0	57	0
at K.C. (11/13)	7	307	43.9	39.7	0	4	60	0
vs. NYJ (11/17)	8	350	43.8	34.4	2	3	56	0
at S.D. (11/27)	9	391	43.4	37.2	2	3	61	0
at Min. (12/4)	6	307	51.2	48.8	0	3	59	0
vs. Chi. (12/11)	8	363	45.4	40.9	0	3	53	0
vs. N.E. (12/18)	3	165	55.0	47.3	0	1	60	0
at Buf. (12/24)	7	306	43.7	24.4	0	1	50	0
vs. K.C. (1/1)	9	402	44.7	38.0	1	5	55	0
TOTALS	101	4783	47.4	40.2	7	33	66	0
vs. Pit. (1/8 - W.C.)	4	164	41.0	41.0	0	1	50	0
at N.E. (1/14 - Div.)	7	272	38.9	34.9	0	1	44	0
TOTALS	11	436	39.6	37.1	0	2	50	0

2011 FIELD GOALS / PAT ATTEMPTS

PRATER

Game	1-19	20-29	30-39	40-49	50+	Total	Pct.	PATM/A	Pct.
vs. Oak. (9/12)	0-0	1-1	1-1	0-0	0-1	2-3	.667	2-2	1.000
vs. Cin. (9/18)	0-0	0-0	1-1	0-0	0-0	1-1	1.000	3-3	1.000
at Ten. (9/25)	0-0	0-0	0-0	0-0	0-0	0-0	.000	2-2	1.000
at G.B. (10/2)	0-0	1-1	0-0	0-0	0-0	1-1	1.000	2-2	1.000
vs. S.D. (10/9)	0-0	0-0	1-1	0-0	0-0	1-1	1.000	1-1	1.000
at Mia. (10/23)	0-0	0-0	0-0	0-2	1-1	1-3	.333	1-1	1.000
vs. Det. (10/30)	0-0	0-0	1-1	0-0	0-0	1-1	1.000	1-1	1.000
at Oak. (11/6)	0-0	0-0	0-0	1-2	0-0	1-2	.500	5-5	1.000
at K.C. (11/13)	0-0	0-0	1-1	0-1	0-0	1-2	.500	2-2	1.000
vs. NYJ (11/17)	0-0	0-0	1-1	0-0	0-0	1-1	1.000	2-2	1.000
at S.D. (11/27)	0-0	1-1	1-1	1-1	0-0	3-3	1.000	1-1	1.000
at Min. (12/4)	0-0	1-1	0-0	1-1	0-0	2-2	1.000	3-3	1.000
vs. Chi. (12/11)	0-0	0-1	0-0	0-0	2-2	2-3	.677	1-1	1.000
vs. N.E. (12/18)	0-0	1-1	0-0	0-0	0-0	1-1	1.000	2-2	1.000
at Buf. (12/24)	0-0	0-0	0-0	0-0	0-0	0-0	.000	2-2	1.000
vs. K.C. (1/1)	0-0	0-0	1-1	0-0	0-0	1-1	1.000	0-0	0.000
TOTALS	0-0	5-6	8-8	3-7	3-4	19-25	.760	30-30	1.000
vs. Pit. (1/8 - W.C.)	0-0	2-2	1-1	0-0	0-0	3-3	1.000	2-2	1.000
at N.E. (1/14 - Div.)	0-0	0-0	0-0	1-1	0-0	1-1	1.000	1-1	1.000
TOTALS	0-0	2-2	1-1	1-1	0-0	4-4	1.000	3-3	1.000

2011 TAKEAWAY CHART

Game	W/L	+/-	BRONCOS				OPPONENTS			
			INT	Fum.	Total	Pts.	INT	Fum.	Total	Pts.
vs. Oak. (9/12)	L, 20-23	-2	0	1	1	3	1	2	3	13
vs. Cin. (9/18)	W, 24-22	-2	0	0	0	0	0	2	2	6
at Ten. (9/25)	L, 14-17	+/-0	0	2	2	0	2	0	2	0
at G.B. (10/2)	L, 23-49	-2	2	0	2	0	3	1	4	21
vs. S.D. (10/9)	L, 24-29	+1	1	1	2	13	1	0	1	0
at Mia. (10/23)	W, 18-15	+/-0	0	1	1	3	0	1	1	3
vs. Det. (10/30)	L, 10-45	-3	0	0	0	0	1	2	3	14
at Oak. (11/6)	W, 38-24	+3	3	0	3	7	0	0	0	0
at K.C. (11/13)	W, 17-10	+/-0	0	0	0	0	0	0	0	0
vs. NYJ (11/17)	W, 17-13	+1	1	1	2	7	0	1	1	3
at S.D. (11/27)	W, 16-13	+/-0	0	0	0	0	0	0	0	0
at Min. (12/4)	W, 35-32	+1	2	1	3	10	0	2	2	6
vs. Chi. (12/11)	W, 13-10	-1	0	1	1	3	1	1	2	0
vs. N.E. (12/18)	L, 23-41	-3	0	0	0	0	0	3	3	13
at Buf. (12/24)	L, 14-40	-4	0	0	0	0	3	1	4	17
vs. K.C. (1/1)	L, 3-7	+/-0	0	1	1	3	1	1	2	0
TOTALS	8-8	-11	9	9	18	49	13	17	30	96
vs. Pit. (1/8 - W.C.)	W, 29-23	+/-0	1	0	1	3	0	1	1	7
at N.E. (1/14 - Div.)	L, 10-45	+1	1	0	1	7	0	1	1	7
TOTALS	1-1	+1	2	0	2	10	0	2	2	14

2011 SCORE BY PERIOD

Game	BRONCOS					OPPONENTS					Final	Record
	1	2	3	4	OT	1	2	3	4	OT		
vs. Oak. (9/12)	3	0	10	7	0	0	16	0	7	0	L, 20-23	0-1
vs. Cin. (9/18)	7	3	7	7	0	0	3	12	7	0	W, 24-22	1-1
at Ten. (9/25)	7	0	7	0	0	0	10	0	7	0	L, 14-17	1-2
at G.B. (10/2)	3	14	0	6	0	14	14	14	7	0	L, 49-23	1-3
vs. S.D. (10/9)	7	3	0	14	0	6	17	0	16	0	L, 24-29	1-4
at Mia. (10/23)	0	0	0	15	3	0	6	0	9	0	W, 18-15 (OT)	2-4
vs. Det. (10/30)	3	0	0	7	0	7	17	14	7	0	L, 10-45	2-5
at Oak. (11/6)	7	0	17	14	0	3	14	7	0	0	W, 38-24	3-5
at K.C. (11/13)	7	3	0	7	0	0	0	7	3	0	W, 17-10	4-5
vs. NYJ (11/17)	3	0	7	7	0	0	3	7	3	0	W, 17-13	5-5
at S.D. (11/27)	0	7	3	3	3	3	7	3	0	0	W, 16-13 (OT)	6-5
at Min. (12/4)	7	0	14	14	3	5	10	7	10	0	W, 35-32	7-5
vs. Chi. (12/11)	0	0	0	10	3	0	0	7	3	0	W, 13-10 (OT)	8-5
vs. N.E. (12/18)	13	3	0	7	0	7	20	7	7	0	L, 23-41	8-6
at Buf. (12/24)	7	0	7	0	0	0	17	6	17	0	L, 14-40	8-7
vs. K.C. (1/1)	0	0	3	0	0	7	0	0	0	0	L, 3-7	8-8
TOTALS	74	33	75	118	9	52	154	91	93	0	309-390	8-8
vs. Pit. (1/8 - W.C.)	0	20	0	3	6	6	0	7	10	0	W, 29-23 (OT)	1-0
at N.E. (1/14 - Div.)	0	7	3	0	0	14	21	7	3	0	L, 10-45	1-1
TOTALS	0	27	3	3	6	20	21	14	13	0	39-68	1-1

2011 INDIVIDUAL GAME-BY-GAME STATISTICS — DEFENSE

WILLIAMS						WOODYARD						MAYS						HARRIS					
Game	TT	UT	A	S-Yds	I-Yds	TT	UT	A	S-Yds	I-Yds	TT	UT	A	S-Yds	I-Yds	TT	UT	A	S-Yds	I-Yds			
vs. Oak. (9/12)						6	5	1	0-0	0-0	5	5	0	0-0	0-0	0	0	0	0-0	0-0			
vs. Cin. (9/18)						13	10	3	0-0	0-0	8	5	3	0-0	0-0	0	0	0	0-0	0-0			
at Ten. (9/25)						9	6	3	0-0	0-0	7	5	2	0-0	0-0	0	0	0	0-0	0-0			
at G.B. (10/2)	8	7	1	0-0	0-0	6	4	2	0-0	0-0	2	2	0	0-0	0-0	4	2	2	0-0	0-0			
vs. S.D. (10/9)	9	7	2	1-8	0-0	7	6	1	0-0	0-0	9	8	1	0-0	0-0	0	0	0	0-0	0-0			
at Mia. (10/23)	5	3	2	1-7	0-0	4	3	1	0-0	0-0	6	5	1	0-0	0-0	0	0	0	0-0	0-0			
vs. Det. (10/30)	4	2	2	0-0	0-0	8	5	3	0-0	0-0	0	0	0	0-0	0-0	9	6	3	0-0	0-0			
at Oak. (11/6)	4	3	1	0-0	0-0	3	2	1	0-0	0-0	1	1	0	0-0	0-0	10	8	2	0-0	1-15			
at K.C. (11/13)	9	7	2	1-7	0-0	INACTIVE					8	8	0	0-0	0-0	8	8	0	0-0	0-0			
vs. NYJ (11/17)	6	5	1	0-0	0-0	7	5	2	0-0	0-0	3	3	0	0-0	0-0	3	3	0	0-0	0-0			
at S.D. (11/27)	12	10	2	0-0	0-0	7	3	4	0-0	0-0	7	6	1	0-0	0-0	5	4	1	0-0	0-0			
at Min. (12/4)	9	5	4	0-0	0-0	4	2	2	0-0	0-0	4	4	0	0-0	0-0	4	4	0	0-0	0-0			
vs. Chi. (12/11)	9	9	0	2-16	0-0	2	2	0	0-0	0-0	4	4	0	0-0	0-0	2	2	0	0-0	0-0			
vs. N.E. (12/18)	6	4	2	0-0	0-0	8	5	3	0-0	0-0	1	0	1	0-0	0-0	9	9	0	0-0	0-0			
at Buf. (12/24)	5	4	1	0-0	0-0	3	2	1	0-0	0-0	2	2	0	0-0	0-0	8	7	1	0-0	0-0			
vs. K.C. (1/1)	4	4	0	0-0	0-0	0	0	0	0-0	0-0	7	5	2	0-0	0-0	3	3	0	0-0	0-0			
TOTALS	90	70	20	5-38	0-0	87	60	27	0-0	0-0	74	63	11	0-0	0-0	65	56	9	0-0	1-15			
vs. Pit. (1/8 - W.C.)	5	5	0	0-0	0-0	0	0	0	0-0	0-0	6	5	1	0-0	0-0	5	4	1	0-0	0-0			
at N.E. (1/14 - Div.)	8	7	1	0-0	0-0	0	0	0	0-0	0-0	9	4	5	0-0	0-0	8	3	5	0-0	0-0			
TOTALS	13	12	1	0-0	0-0	0	0	0	0-0	0-0	15	9	6	0-0	0-0	13	7	6	0-0	0-0			

MILLER						DAWKINS						Q.CARTER						GOODMAN					
Game	TT	UT	A	S-Yds	I-Yds	TT	UT	A	S-Yds	I-Yds	TT	UT	A	S-Yds	I-Yds	TT	UT	A	S-Yds	I-Yds			
vs. Oak. (9/12)	5	3	2	0-0	0-0	9	7	2	0-0	0-0	0	0	0	0-0	0-0	4	4	0	0-0	0-0			
vs. Cin. (9/18)	3	3	0	1-13	0-0	4	3	1	0-0	0-0	0	0	0	0-0	0-0	5	4	1	0-0	0-0			
at Ten. (9/25)	4	3	1	1-7	0-0	3	2	1	0-0	0-0	0	0	0	0-0	0-0	4	2	2	0-0	0-0			
at G.B. (10/2)	4	4	0	2-12	0-0	6	3	3	0-0	0-0	2	2	0	0-0	0-0	0	0	0	0-0	0-0			
vs. S.D. (10/9)	2	2	0	1-6	0-0	0	0	0	0-0	0-0	5	5	0	0-0	0-0	4	4	0	0-0	0-0			
at Mia. (10/23)	5	3	2	1-3	0-0	5	4	1	2-14	0-0	2	2	0	0-0	0-0	3	2	1	0-0	0-0			
vs. Det. (10/30)	3	3	0	0-0	0-0	0	0	0	0-0	0-0	3	3	0	0-0	0-0	4	4	0	0-0	0-0			
at Oak. (11/6)	5	4	1	0.5-3.5	0-0	6	3	3	0-0	0-0	8	7	1	0-0	0-0	1	1	0	0-0	0-0			
at K.C. (11/13)	7	4	3	1.5-6.5	0-0	2	2	0	0-0	0-0	3	2	1	0-0	0-0	3	2	1	0-0	0-0			
vs. NYJ (11/17)	9	8	1	1.5-12	0-0	1	1	0	0-0	0-0	3	3	0	0-0	0-0	3	3	0	0-0	1-26			
at S.D. (11/27)	10	8	2	1-6	0-0	4	4	0	0-0	0-0	6	3	3	0-0	0-0	2	2	0	0-0	0-0			
at Min. (12/4)						5	4	1	1-24	0-0	3	3	0	0-0	0-0	7	5	2	0-0	1-20			
vs. Chi. (12/11)	5	4	1	1-8	0-0	3	2	1	0-0	0-0	2	2	0	0-0	0-0	2	2	0	0-0	0-0			
vs. N.E. (12/18)	1	1	0	0-0	0-0	INACTIVE					7	5	2	1-4	0-0	3	2	1	0-0	0-0			
at Buf. (12/24)	1	0	1	0-0	0-0	3	3	0	0-0	0-0	2	2	0	0-0	0-0	3	3	0	0-0	0-0			
vs. K.C. (1/1)	0	0	0	0-0	0-0	INACTIVE					3	2	1	0-0	0-0	1	1	0	0-0	0-0			
TOTALS	64	50	14	11.5-77	0-0	51	38	13	3-38	0-0	49	41	8	1-4	0-0	49	41	8	0-0	2-46			
vs. Pit. (1/8 - W.C.)	3	3	0	1-4	0-0	INACTIVE					5	5	0	0-0	1-9	3	3	0	0-0	0-0			
at N.E. (1/14 - Div.)	0	0	0	0-0	0-0	INACTIVE					5	1	4	0-0	1-17	2	2	0	0-0	0-0			
TOTALS	3	3	0	1-4	0-0	0	0	0	0-0	0-0	10	6	4	0-0	2-26	5	5	0	0-0	0-0			

BUNKLEY						M.THOMAS						DUMERVIL						BAILEY					
Game	TT	UT	A	S-Yds	I-Yds	TT	UT	A	S-Yds	I-Yds	TT	UT	A	S-Yds	I-Yds	TT	UT	A	S-Yds	I-Yds			
vs. Oak. (9/12)	4	3	1	0-0	0-0						0	0	0	0-0	0-0	5	5	0	0-0	0-0			
vs. Cin. (9/18)	2	1	1	0-0	0-0																		
at Ten. (9/25)	1	1	0	0-0	0-0																		
at G.B. (10/2)	0	0	0	0-0	0-0																		
vs. S.D. (10/9)	0	0	0	0-0	0-0	8	6	2	0-0	0-0	1	1	0	0-0	0-0	5	4	1	0-0	0-0			
at Mia. (10/23)	4	3	1	0-0	0-0	2	2	0	0-0	0-0	1	1	0	0-0	0-0	4	3	1	0-0	0-0			
vs. Det. (10/30)	5	5	0	0-0	0-0	1	1	0	0-0	0-0	3	2	1	0-0	0-0	2	2	0	0-0	0-0			
at Oak. (11/6)	0	0	0	0-0	0-0	3	2	1	0-0	0-0	3	2	11.5-12.5	0-0	2	2	0	0-0	2-0				
at K.C. (11/13)	2	2	0	0-0	0-0	2	1	1	0-0	0-0	1	0	1	0.5-2.5	0-0	2	2	0	0-0	0-0			
vs. NYJ (11/17)	5	4	1	0-0	0-0	2	0	2	0-0	0-0	3	2	1	1.5-5	0-0	4	3	1	0-0	0-0			
at S.D. (11/27)	4	4	0	0-0	0-0	1	0	1	0-0	0-0	5	3	2	2-23	0-0	4	4	0	0-0	0-0			
at Min. (12/4)	3	2	1	0-0	0-0	3	2	1	0-0	0-0	4	2	2	1-4	0-0	3	2	1	0-0	0-0			
vs. Chi. (12/11)	4	3	1	0-0	0-0	6	5	1	0-0	0-0	5	5	0	1-5	0-0	2	2	0	0-0	0-0			
vs. N.E. (12/18)	4	3	1	0-0	0-0	9	6	3	0-0	0-0	2	1	1	1-6	0-0	0	0	0	0-0	0-0			
at Buf. (12/24)	3	2	1	0-0	0-0	3	2	1	0-0	0-0	3	3	0	1-5	0-0	3	3	0	0-0	0-0			
vs. K.C. (1/1)	2	0	2	0-0	0-0	3	2	1	0-0	0-0	8	6	2	0-0	0-0	3	3	0	0-0	0-0			
TOTALS	43	33	10	0-0	0-0	43	29	14	0-0	0-0	42	31	11	9.5-63	0-0	39	35	4	0-0	2-0			
vs. Pit. (1/8 - W.C.)	2	2	0	1-6	0-0	1	1	0	0-0	0-0	2	2	0	1-11	0-0	3	3	0	0-0	0-0			
at N.E. (1/14 - Div.)	4	2	2	0-0	0-0	4	2	2	0-0	0-0	1	0	1	0-0	0-0	2	0	2	0-0	0-0			
TOTALS	6	4	2	1-6	0-0	5	3	2	0-0	0-0	3	2	1	1-11	0-0	5	3	2	0-0	0-0			

AYERS						McBEAN						MOORE						WILHITE					
Game	TT	UT	A	S-Yds	I-Yds	TT	UT	A	S-Yds	I-Yds	TT	UT	A	S-Yds	I-Yds	TT	UT	A	S-Yds	I-Yds			
vs. Oak. (9/12)	2	1	1	0-0	0-0	0	0	0	0-0	0-0	4	4	0	0-0	0-0	0	0	0	0-0	0-0			
vs. Cin. (9/18)	1	1	0	0-0	0-0	0	0	0	0-0	0-0	4	3	1	0-0	0-0	4	2	2	1-9	0-0			
at Ten. (9/25)	4	2	2	0-0	0-0	2	1	1	0-0	0-0	1	1	0	0-0	0-0	6	6	0	1-9	0-0			
at G.B. (10/2)	2	1	1	0-0	0-0	3	2	1	0-0	0-0	4	4	0	0-0	1-18	4	4	0	0-0	1-2			
vs. S.D. (10/9)	5	3	2	1-0	0-0	3	2	1	1-7	0-0	3	2	1	0-0	0-0	INACTIVE							
at Mia. (10/23)	2	1	1	0-0	0-0	6	3	3	0-0	0-0	0	0	0	0-0	0-0	11	10	1	0-0	0-0			
vs. Det. (10/30)	3	3	0	1-7	0-0	3	3	0	1-2	0-0	2	2	0	0-0	0-0	1	1	0	0-0	0-0			
at Oak. (11/6)	1	0	1	0-0	0-0	3	0	3	0-0	0-0	0	0	0	0-0	0-0	0	0	0	0-0	0-0			
at K.C. (11/13)	2	1	1	0-0	0-0	2	2	0	1-0	0-0	0	0	0	0-0	0-0	0	0	0	0-0	0-0			
vs. NYJ (11/17)	3	2	1	0-0	0-0	5	3	2	0-0	0-0	0	0	0	0-0	0-0	0	0	0	0-0	0-0			
at S.D. (11/27)	3	3	0	0-0	0-0	1	1	0	0-0	0-0	0	0	0	0-0	0-0	0	0	0	0-0	0-0			
at Min. (12/4)	2	0	2	0-0	0-0	2	1	1	1-1	0-0	INACTIVE					0	0	0	0-0	0-0			
vs. Chi. (12/11)	3	2	1	0-0	0-0	0	0	0	0-0	0-0	5	5	0	0-0	0-0	0	0	0	0-0	0-0			
vs. N.E. (12/18)	2	2	0	0-0	0-0	1	0	1	0-0	0-0	7	6	1	0-0	0-0	0	0	0	0-0	0-0			
at Buf. (12/24)	1	0	1	0-0	0-0	1	1	0	0-0	0-0	1	1	0	0-0	0-0	0	0	0	0-0	0-0			
vs. K.C. (1/1)	3	3	0	1-5	0-0	1	0	1	0-0	0-0	0	0	0	0-0	0-0	0	0	0	0-0	0-0			
TOTALS	39	25	14	3-12	0-0	33	19	14	4-10	0-0	31	28	3	0-0	1-18	26	23	3	2-18	1-2			
vs. Pit. (1/8 - W.C.)	3	3	0	2-24	0-0	0	0	0	0-0	0-0	DID NOT PLAY					0	0	0	0-0	0-0			
at N.E. (1/14 - Div.)	2	0	2	0-0	0-0	5	4	1	0-0	0-0	3	2	1	0-0	0-0	0	0	0	0-0	0-0			
TOTALS	5	3	2	2-24	0-0	5	4	1	0-0	0-0	3	2	1	0-0	0-0	0	0	0	0-0	0-0			
HAGGAN						HUNTER						VAUGHN						BRUTON					
Game	TT	UT	A	S-Yds	I-Yds	TT	UT	A	S-Yds	I-Yds	TT	UT	A	S-Yds	I-Yds	TT	UT	A	S-Yds	I-Yds			
vs. Oak. (9/12)	1	0	1	0-0	0-0	6	5	1	1-6	0-0	1	1	0	0-0	0-0	0	0	0	0-0	0-0			
vs. Cin. (9/18)	0	0	0	0-0	0-0	2	2	0	0-0	0-0	5	4	1	0-0	0-0	0	0	0	0-0	0-0			
at Ten. (9/25)	1	1	0	0-0	0-0	3	3	0	0-0	0-0	6	4	2	0-0	0-0	0	0	0	0-0	0-0			
at G.B. (10/2)	2	2	0	0-0	0-0	1	0	1	0-0	0-0	4	3	1	0-0	0-0	0	0</						

234

THE LAST TIME IT HAPPENED...

(Reflects the last time each individual statistic occurred)
(2011 performances boldfaced; Super Bowl performances in Italics)

100 YARDS RUSHING:

Broncos: **Willis McGahee (145), vs. Kansas City, 1/1/12**
Playoffs: *Terrell Davis, 25-102, vs. Atlanta, 1/31/99*
Opponents: **C.J. Spiller, 16-111, at Buffalo, 12/24/11**
Playoffs: Jamal Lewis, 30-110, 2 TD, at Baltimore, 12/31/00

200 YARDS RUSHING:

Broncos: Clinton Portis, 22-218, 5 TD, vs. Kansas City, 12/7/03
Playoffs: Has never happened
Opponents: Jamaal Charles, 25-259, 2 TD, vs. Kansas City, 1/3/10
Playoffs: *Tim Smith, 23-204, 2TD, vs. Washington, 1/31/88*

TWO 100-YARD RUSHERS:

Broncos: **Willis McGahee (163) and Tim Tebow (118), at Oakland, 11/6/11**
Playoffs: Terrell Davis (184) and Derek Loville (103), vs. Jacksonville, 12/27/97
Opponents: Curt Warner (126) and John L. Williams (109), at Seattle, 12/11/88
Playoffs: Has never happened

100-YARD RUSHER AND 100-YARD RECEIVER:

Broncos: **Willis McGahee (111) and Demaryius Thomas (144), at Minnesota, 12/4/11**
Playoffs: *Terrell Davis (102) and Rod Smith (152), vs. Atlanta, 1/31/99*
Opponents: **Ryan Mathews (125) and Malcolm Floyd (100), vs. San Diego, 10/9/11**
Playoffs: *Tim Smith (204) and Ricky Sanders (193), vs. Washington, 1/31/88*

100-YARD RUSHER AND TWO 100-YARD RECEIVERS:

Broncos: Mike Anderson (103), Rod Smith (111) and Ed McCaffrey (129), vs. Cleveland, 10/15/00
Playoffs: Has never happened
Opponents: Ryan Grant (104), Greg Jennings (141) and James Jones (107) vs. Green Bay, 10/29/07 - OT
Playoffs: Has never happened

100-YARD RUSHER, 300-YARD PASSER, 100-YARD RECEIVER:

Broncos: Travis Henry (139), Jay Cutler (304), Javon Walker (119), at Buffalo, 9/9/07
Playoffs: *Terrell Davis (102), John Elway (336), Rod Smith (152), vs. Atlanta, 1/31/99*
Opponents: R. Grant (104 rush), B. Favre (331 pass), G. Jennings (141 rec.), J. Jones (107 rec.) vs. G.B., 10/29/07 - OT
Playoffs: *Tim Smith (204), Doug Williams (340), Ricky Sanders (193), vs. Washington, 1/31/88*

100-YARD RUSHER, 300-YARD PASSER AND TWO 100-YARD RECEIVERS:

Broncos: M. Anderson (103), B. Griese (336), R. Smith (111) and E. McCaffrey (129), vs. Cle., 10/15/00
Playoffs: Has never happened
Opponents: R. Grant (104 rush), B. Favre (331 pass), G. Jennings (141 rec.), J. Jones (107 rec.) vs. G.B., 10/29/07 - OT
Playoffs: Has never happened

100-YARD RUSHER AND 300-YARD PASSER:

Broncos: Peyton Hillis (129) and Jay Cutler (357), at N.Y. Jets, 11/30/08
Playoffs: *Terrell Davis (102) and John Elway (336), vs. Atlanta, 1/31/99*
Opponents: Ryan Mathews (120) and Philip Rivers (313), vs. San Diego, 1/2/11
Playoffs: *Tim Smith (204) and Doug Williams (340), vs. Washington, 1/31/88*

100-YARD RECEIVER AND 300-YARD PASSER:

Broncos: Brandon Lloyd (111) and Tim Tebow (308), vs. Houston, 12/26/10
Playoffs: **Demaryius Thomas (204) and Tim Tebow (316), vs. Pittsburgh, 1/8/12**
Opponents: **Aaron Hernandez (129) and Tom Brady (320), vs. New England, 12/18/11**
Playoffs: **Rob Gronkowski (145) and Tom Brady (363), at New England, 1/14/12**

TWO 100-YARD RECEIVERS AND 300-YARD PASSER:

Broncos: Brandon Lloyd (115), Eddie Royal (113) and Kyle Orton (341), at Tennessee 10/3/10
Playoffs: Has never happened
Opponents: **Jerome Simpson (136), A.J. Green (124) and Andy Dalton (332), vs. Cincinnati, 9/18/11**
Playoffs: Reggie Wayne (221), Dallas Clark (112) and Peyton Manning (458), at Indianapolis, 1/9/05

THREE 100-YARD RECEIVERS AND 300-YARD PASSER:

Broncos: Has never happened
Playoffs: Has never happened
Opponents: M. Faulk (100), T. Holt (103), A. Hakim (116) and K. Warner (441), vs. St. Louis, 9/4/00
Playoffs: Has never happened

TWO RUSHING TOUCHDOWNS:

Broncos: **Tim Tebow, 12-93, 2 TD, vs. New England, 12/18/11**
Playoffs: Mike Anderson, 19-69, 2 TD, vs. New England, 1/14/06
Opponents: **Aaron Rodgers, 9-36, 2 TD, at Green Bay, 10/2/11**
Playoffs: Jamal Lewis, 30-110, 2 TD, at Baltimore, 12/31/00

THREE RUSHING TOUCHDOWNS:

Broncos: Tatum Bell, 17-52, 3 TD, at San Diego, 12/31/05
Playoffs: *Terrell Davis, 30-157, 3 TD, vs. Green Bay, 1/25/98*
Opponents: Ryan Matthews, 26-120, 3 TD, vs. San Diego, 1/2/11
Playoffs: Napoleon McCallum, 13-81, 3 TD, at L.A. Raiders, 1/9/94

FOUR RUSHING TOUCHDOWNS:

Broncos: Clinton Portis, 22-218, 5 TD, vs. Kansas City, 12/7/03
Playoffs: Has never happened
Opponents: Curt Warner, 23-126, 4 TD, at Seattle, 12/11/88
Playoffs: Has never happened

THE LAST TIME IT HAPPENED... (CONT.)

FIVE RUSHING TOUCHDOWNS:

Broncos: Clinton Portis, 22-218, 5 TD, vs. Kansas City, 12/7/03
 Playoffs: Has never happened
 Opponents: Has never happened
 Playoffs: Has never happened

300 YARDS PASSING:

Broncos: Kyle Orton, 24-46, 304 yds., 1 TD, 1 INT, vs. Oakland, 9/12/11
 Playoffs: Tim Tebow, 10-21, 316 yds., 2 TD, 0 INT, vs. Pittsburgh, 1/8/12
 Opponents: Tom Brady, 23-34, 320 yds., 2 TD, 0 INT, vs. New England, 12/18/11
 Playoffs: Tom Brady, 26-34, 363 yds., 6 TD, 1 INT, at New England, 1/14/12

400 YARDS PASSING:

Broncos: Kyle Orton, 37-57, 476 yds., 1 TD, 1 INT, vs. Indianapolis, 9/26/10
 Playoffs: Has never happened
 Opponents: Aaron Rodgers, 29-38, 408 yds., 4 TD, 1 INT, at Green Bay, 10/2/11
 Playoffs: Peyton Manning, 27-33, 458 yds., 4 TD, 1 INT, at Indianapolis, 1/9/05

THREE TOUCHDOWN PASSES:

Broncos: Kyle Orton, 24-41, 347 yds., 3 TD, 0 INT, vs. St. Louis, 11/28/10
 Playoffs: John Elway, 29-47, 302 yds., 3 TD, 1 INT, at L.A. Raiders, 1/9/94
 Opponents: Christian Ponder, 29-47, 381 yds., 3 TD, 2 INT, at Minnesota, 12/4/11
 Playoffs: Tom Brady, 26-34, 363 yds., 6 TD, 1 INT, at New England, 1/14/12

FOUR TOUCHDOWN PASSES:

Broncos: Kyle Orton, 22-34, 296 yds., 4 TD, 0 INT, vs. Kansas City, 11/14/10
 Playoffs: Has never happened
 Opponents: Aaron Rodgers, 29-38, 408 yds., 4 TD, 1 INT, at Green Bay, 10/2/11
 Playoffs: Tom Brady, 26-34, 363 yds., 6 TD, 1 INT, at New England, 1/14/12

FIVE TOUCHDOWN PASSES:

Broncos: Gus Frerotte, 36-58, 462 yds., 5 TD, 4 INT, vs. San Diego, 11/19/00
 Playoffs: Has never happened
 Opponents: John Hadl, 21-35, 325 yds., 5 TD, vs. San Diego, 12/1/68
 Playoffs: Tom Brady, 26-34, 363 yds., 6 TD, 1 INT, at New England, 1/14/12

SIX TOUCHDOWN PASSES:

Broncos: Has never happened
 Playoffs: Has never happened
 Opponents: Len Dawson, 23-38, 435 yds., 6 TD, 0 INT, at Kansas City, 11/1/64
 Playoffs: Tom Brady, 26-34, 363 yds., 6 TD, 1 INT, at New England, 1/14/12

100 YARDS RECEIVING:

Broncos: Demaryius Thomas, 7-116, at Minnesota, 12/18/11
 Playoffs: Demaryius Thomas, 4-204, 1 TD, vs. Pittsburgh, 1/8/12
 Opponents: Aaron Hernandez, 9-129, 1 TD, vs. New England, 12/18/11
 Playoffs: Rob Gronkowski, 10-145, at New England, 1/14/12

200 YARDS RECEIVING:

Broncos: Jabar Gaffney, 14-213, vs. Kansas City, 1/3/10
 Playoffs: Demaryius Thomas, 4-204, 1 TD, vs. Pittsburgh, 1/8/12
 Opponents: Torrance Small, 6-200, 2 TD, vs. New Orleans, 12/24/94
 Playoffs: Reggie Wayne, 10-221, 2 TD, at Indianapolis, 1/9/05

TWO 100-YARD RECEIVERS:

Broncos: Brandon Lloyd (115), Eddie Royal (113) at Tennessee, 10/3/10
 Playoffs: Has never happened
 Opponents: Jerome Simpson (136) and A.J. Green (124), vs. Cincinnati, 9/18/11
 Playoffs: Reggie Wayne (221) and Dallas Clark (112), at Indianapolis, 1/9/05

TWO RECEIVING TOUCHDOWNS:

Broncos: Demaryius Thomas, 4-144, 2 TD, at Minnesota, 12/18/11
 Playoffs: Clarence Kay, 3-57, 2 TD, vs. Houston, 1/10/88
 Opponents: Billy Bajema, 3-32, 2 TD, vs. St. Louis, 11/28/10
 Playoffs: Rob Gronkowski, 10-145, 3 TD, at New England, 1/14/12

THREE RECEIVING TOUCHDOWNS:

Broncos: Shannon Sharpe, 7-101, 3 TD, vs. San Diego, 11/16/03
 Playoffs: Has never happened
 Opponents: Dallas Clark, 5-43, 3 TD, at Indianapolis, 12/13/09
 Playoffs: Rob Gronkowski, 10-145, 3 TD, at New England, 1/14/12

FOUR RECEIVING TOUCHDOWNS:

Broncos: Has never happened
 Playoffs: Has never happened
 Opponents: Lance Alworth, 9-171, 4 TD, vs. San Diego, 12/1/68
 Playoffs: Has never happened

TWO INTERCEPTIONS:

Broncos: Champ Bailey, 2, at Oakland, 11/6/11
 Playoffs: Darrien Gordon, 2, vs. Atlanta, 1/31/99
 Opponents: Derrick Johnson, 2, vs. Kansas City, 1/3/10
 Playoffs: David Macklin, 2, at Indianapolis, 1/4/04

THREE INTERCEPTIONS:

Broncos: Deltha O'Neal, 4, vs. Kansas City, 10/7/01
 Playoffs: Has never happened
 Opponents: Mark Kelso, 3, at Buffalo, 12/12/92
 Playoffs: Has never happened

FOUR INTERCEPTIONS:

Broncos: Deltha O'Neal, 4, vs. Kansas City, 10/7/01
 Playoffs: Has never happened
 Opponents: Has never happened
 Playoffs: Has never happened

TWO SACKS:

Broncos: **D.J. Williams, 2, vs. Chicago, 12/11/11**
 Playoffs: **Robert Ayers, 2, vs. Pittsburgh, 1/8/12**
 Opponents: **Chris Kelsay, 3, at Buffalo, 12/24/11**
 Playoffs: Brett Keisel, 2, vs. Pittsburgh, 1/22/06

THREE SACKS:

Broncos: Mario Haggan, 3, vs. Kansas City, 11/14/10
 Playoffs: Has never happened
 Opponents: **Chris Kelsay, 3, at Buffalo, 12/24/11**
 Playoffs: Michael McCrary, 3, at Baltimore, 12/31/00

FOUR SACKS:

Broncos: Elvis Dumervil, 4, vs. Cleveland, 9/20/09
 Playoffs: Has never happened
 Opponents: Michael Sinclair, 4, at Seattle, 9/8/96
 Playoffs: Has never happened

TWO OPPONENT FUMBLE RECOVERIES:

Broncos: Elvis Dumervil, 2, vs. Minnesota, 12/30/07 - OT
 Playoffs: Has never happened
 Opponents: Glenn Dorsey, 2, at Kansas City, 12/6/09
 Playoffs: *Randy Hughes, 2, vs. Dallas, 1/15/78*

SHUTOUT ON ROAD:

by Broncos: Denver 12, at Cleveland 0, 9/27/92
 Playoffs: Has never happened
 by Opponents: at L.A. Raiders 24, Denver 0, 11/22/92
 Playoffs: Has never happened

SHUTOUT AT HOME:

by Broncos: at Denver 27, N.Y. Jets 0, 11/20/05
 Playoffs: Has never happened
 by Opponents: Has never happened
 Playoffs: Has never happened

OVERTIME WIN AWAY FROM DENVER:

Broncos: **Denver 16, at San Diego 13, 11/27/11**
 Playoffs: Denver 23, at Cleveland 20, 1/11/87
 Opponents: at Chicago 37, Denver 34, 11/25/07
 Playoffs: Has never happened
 TIE: Denver 17, at Green Bay 17, 9/20/87

OVERTIME WIN IN DENVER:

Broncos: **at Denver 13, Chicago 10, 12/11/09**
 Playoffs: **at Denver 29, Pittsburgh 23, 1/8/12**
 Opponents: Green Bay 19, at Denver 13, 10/29/07
 Playoffs: Has never happened
 TIE: at Denver 35, Pittsburgh 35, 9/22/74

40 POINTS:

Broncos: at Denver 49, Kansas City 13, 11/14/10
 Playoffs: at Denver 42, Jacksonville 17, 12/27/97
 Opponents: **at Buffalo 40, Denver 14, 12/24/11**
 Playoffs: **at New England 45, Denver 10, 1/14/12**

50 POINTS:

Broncos: at Denver 50, San Diego 34, 10/6/63
 Playoffs: Has never happened
 Opponents: Oakland 59, at Denver 14, 10/24/10
 Playoffs: *San Francisco 55, Denver 10, 1/28/90*

TWO-POINT CONVERSION:

Broncos: **Tim Tebow run, at Minnesota, 12/4/11**
 Playoffs: Terrell Davis run, vs. Jacksonville, 1/4/97
 Opponents: Philip Rivers pass to Legedu Naanee, vs. San Diego, 9/14/08
 Playoffs: Has never happened

THREE FIELD GOALS:

Broncos: **Matt Prater, 3, at San Diego, 11/27/11**
 Playoffs: **Matt Prater, 3, vs. Pittsburgh, 1/8/12**
 Opponents: **Dave Rayner, 4, at Buffalo, 12/24/11**
 Playoffs: Mike Hollis, vs. Jacksonville, 1/4/97

THE LAST TIME IT HAPPENED... (CONT.)

FOUR FIELD GOALS:

Broncos: Matt Prater, 4, at Tennessee, 10/3/10
 Playoffs: Has never happened
 Opponents: **Dave Rayner, 4, at Buffalo, 12/24/11**
 Playoffs: Has never happened

FIVE FIELD GOALS:

Broncos: Jason Elam, 5, vs. Miami, 10/13/02
 Playoffs: Has never happened
 Opponents: **Nick Novak, 5, vs. San Diego, 10/9/11**
 Playoffs: Has never happened

SIX FIELD GOALS:

Broncos: Has never happened
 Playoffs: Has never happened
 Opponents: Jeff Wilkins, 6, at St. Louis, 9/10/06
 Playoffs: Has never happened

PUNT RETURN FOR A TOUCHDOWN:

Broncos: **Eddie Royal, 85 yds., at Oakland, 11/6/11**
 Playoffs: Has never happened
 Opponents: **Leodis McKelvin, 80 yds., at Buffalo, 12/24/11**
 Playoffs: Has never happened

KICKOFF RETURN FOR A TOUCHDOWN:

Broncos: Cassius Vaughn, 97 yds., vs. San Diego, 1/2/11
 Playoffs: Has never happened
 Opponents: Marc Mariani, at Tennessee, 10/3/10
 Playoffs: *Tim Dwight, 94 yds., vs. Atlanta, 1/31/99*

INTERCEPTION RETURN FOR A TOUCHDOWN:

Broncos: **Mario Haggan, 16 yds., at Minnesota, 12/4/11**
 Playoffs: Has never happened
 Opponents: **Jairus Byrd, 37 yds., at Buffalo, 12/24/11**
 Playoffs: Carlton Bailey, 11 yds., at Buffalo, 1/12/92

FUMBLE RETURN FOR A TOUCHDOWN:

Broncos: Jason Hunter, 75 yds., vs. Kansas City, 11/14/10
 Playoffs: Neil Smith, 79 yds., vs. Miami, 1/9/99
 Opponents: **Spencer Johnson, 17 yds., at Buffalo, 12/24/11**
 Playoffs: Has never happened

MISSED FIELD GOAL RETURN FOR A TOUCHDOWN:

Broncos: Has never happened
 Playoffs: Has never happened
 Opponents: Chris McAlister, 107 yds., at Baltimore, 9/30/02
 Playoffs: Has never happened

BLOCKED PUNT:

Broncos: Tony Scheffler, vs. San Diego, 10/7/07
 Playoffs: Has never happened
 Opponents: Charles Tillman, at Chicago, 11/25/07
 Playoffs: Blake Spence, vs. N.Y. Jets, 1/17/99

BLOCKED PUNT RETURN FOR A TOUCHDOWN:

Broncos: Ian Gold, 12 yds., vs. Oakland, 11/13/00
 Playoffs: Has never happened
 Opponents: Alex Bannister, 9 yds., at Seattle, 10/14/01
 Playoffs: Travis Davis, 29 yds., vs. Jacksonville, 12/27/97

BLOCKED FIELD GOAL:

Broncos: Dmonique Foxworth, at New England, 9/24/06
 Playoffs: Has never happened
 Opponents: **Julius Peppers, vs. Chicago, 12/11/11**
 Playoffs: Has never happened

BLOCKED FIELD GOAL RETURN FOR A TOUCHDOWN:

Broncos: Louis Wright, 60 yds., vs. San Diego, 11/17/85
 Playoffs: Has never happened
 Opponents: Cornelius Bennett, 80 yds., at Buffalo, 9/30/90
 Playoffs: Has never happened

MISSED POINT-AFTER-TOUCHDOWN ATTEMPT:

Broncos: Matt Prater (Kick Failed), at San Francisco, 10/31/10
 Playoffs: Jason Elam (Blocked by Clyde Simmons), vs. Jacksonville, 1/4/97
 Opponents: Josh Brown (Kick Failed), vs. St. Louis, 11/28/10
 Playoffs: Has never happened

SAFETY:

Broncos: Face mask penalty enforced in the end zone, vs. Minnesota, 12/30/07
 Playoffs: Tony Eason sacked in the end zone by Rulon Jones, vs. New England, 1/4/87
 Opponents: **Willis McGahee tackled in end zone by Jared Allen, at Minnesota, 12/4/11**
 Playoffs: Mike Horan runs out of end zone, vs. Cleveland, 1/17/88

2011 INDIVIDUAL LEADERS BY STATISTICAL CATEGORY

Category	Player	AFC Rank	AFC Leader	NFL Rank	NFL Leader
Scoring	Prater — 87	17th	Gostkowski, N.E. — 143	35th	Akers, S.F. — 166
Rushing Yards	McGahee — 1,199	4th	Jones-Drew, Jac. — 1,606	8th	Jones-Drew, Jac. — 1,606
Passing Yards	Tebow — 1,729	14th	Brady, N.E. — 5,235	31st	Brees, N.O. — 5,476
Passer Rating	Tebow — 72.9	14th	Brady, N.E. — 105.6	27th	Rodgers, G.B. — 122.5
Receiving Yards	Decker — 612	T-32nd	Welker, N.E. — 1,569	T-70th	Johnson, Det. — 1,681
Receptions	Decker — 44	T-42nd	Welker, N.E. — 122	T-85th	Welker, N.E. — 122
Gross Punting Avg.	Colquitt — 47.4	5th	Lechler, Oak. — 50.8	7th	Lee, S.F. — 50.9
Net Punting Avg.	Colquitt — 40.2	4th	Mesko, N.E. — 41.5	8th	Lee, S.F. — 44.0
Interceptions	Bailey/Goodman — 2	T-23rd	Arrington, N.E./Weddle, S.D. — 7	T-63rd	Three players — 7
Sacks	Miller — 11.5	T-3rd	Suggs, Bal. — 14.0	9th	Allen, Min. — 22.0
Kickoff Ret. Avg.	Cosby — 26.9	3rd	McKnight, NYJ — 31.6	8th	McKnight, NYJ — 31.6
Punt Ret. Avg.	Cosby — 10.0	11th	Arenas, K.C. — 12.8	17th	Hester, Chi. — 16.2

2011 TEAM AFC AND NFL RANKINGS

OFFENSE

Category	Broncos Total	AFC Rank	AFC Leader	NFL Rank	NFL Leader
Points Per Game	19.3	12th	New England — 32.1	25th	Green Bay — 35.0
Total Yards Per Game	316.6	11th	New England — 428.0	23rd	New Orleans — 467.1
Yards Per Play	5.0	11th	New England — 6.3	25th	New Orleans — 6.7
Rushing Yards Per Game	164.5	1st	Denver — 164.5	1st	Denver — 164.5
Net Passing Yds. Per Game	152.1	15th	New England — 317.8	31st	New Orleans — 334.2
Interceptions Thrown (fewest)	13	T-4th	Houston — 9	T-8th	San Francisco — 5
Sacks (fewest)	42	T-13th	Buffalo — 23	T-23rd	Buffalo — 23
First Downs Per Game	17.9	T-9th	New England — 24.9	T-19th	New Orleans — 26.0
Third-Down Efficiency	30.8%	16th	San Diego — 48.8%	30th	New Orleans — 56.7%
Fourth-Down Efficiency	23.1%	16th	Tennessee — 71.4%	32nd	Tennessee — 71.4%
Kickoff Ret. Avg.	24.5	7th	New York Jets — 26.3	11th	San Francisco — 27.2
Punt Ret. Avg.	12.7	1st	Denver — 12.7	3rd	Chicago — 15.7

DEFENSE

Category	Broncos Total	AFC Rank	AFC Leader	NFL Rank	NFL Leader
Points Per Game	24.4	13th	Pittsburgh — 14.2	24th	San Francisco — 14.2
Total Yards Per Game	357.8	12th	Pittsburgh — 271.8	20th	Pittsburgh — 271.8
Rushing Yards Per Game	126.3	10th	Baltimore — 92.6	22nd	San Francisco — 77.3
Net Passing Yds. Per Game	231.5	12th	Pittsburgh — 171.9	18th	Pittsburgh — 171.9
Interceptions Thrown (most)	9	T-14th	New England — 23	T-28th	Green Bay — 31
Sacks (most)	41	T-4th	Baltimore — 48	T-10th	Min./Phi. — 50
First Downs Per Game	19.7	11th	Pittsburgh — 16.5	19th	Pittsburgh — 16.5
Third-Down Efficiency	33.5%	3rd	Baltimore — 32.1%	6th	Arizona — 31.4%
Fourth-Down Efficiency	33.3%	4th	N.Y. Jets — 10.0%	T-6th	N.Y. Jets — 10.0%
Kickoff Ret. Avg.	24.6	12th	Buffalo — 20.4	20th	Buffalo — 20.4
Punt Ret. Avg.	11.5	10th	Tennessee — 6.1	19th	Atlanta — 4.8

2011 REGULAR SEASON MISCELLANEOUS STATISTICS

DRIVE ENGINEERING

Quarterback	Drives										Points Pts./		Quarterback	Directing Offense**		
	Started	TD	FG	FGA	PNT	DWN	TRN	SAF	CLK	RPL	Yielded	Drive		Plays	Yards	Avg.
Tebow	153	22	14	5	81	8	17	1	5	0	197	1.29	23.5%	742	3720	5.0
Orton	51	9	5	1	20	1	12	0	3	0	77	1.51	27.5%	265	1354	5.1
DENVER	204	31	19	6	101	9	29	1	8	(0)	274	1.34	24.5%	1007	5074	5.0
OPPONENTS	206	36	32	7	92	6	16	0	17	(0)	346	1.68	33.0%	1047	5742	5.5

(* -the second number is the percentage the quarterback has put his team in position to score, allowing for missed field goals and subtracting those drives ended by the clock and replaced due to injury. Quarterbacks who leave the game during a drive only get a replacement credit if team goes on to earn at least one first down. Blocked punts for safeties counted as drive ended by punt; ** -does not include plays when not at helm or not truly setting a play in motion, i.e., muffed punts, kneel downs or spiked balls: Orton 4-for-[4], Tebow 6-for-[4]; Opponents 16-for-[17].)

KICKOFF ANALYSIS

Kicker	Total	No. Ret.	TB	EZ+	In20/25	OB	OnS	SQB	FK	Opp. OSY	OSY Ret.	ASY	Ret.
Prater	66	19	47	38	7/58	0	(3)	(0)	(0)	1367	427	021	022
DENVER	66	19	47	38	7/58	0	(3)	(0)	(1*)	1367	427	021	022
OPPONENTS	86	39	47	35	13/72	0	(2)	(0)	(0)	1873	933	D22	D24

(KEY: EZ+ -through or over end zone; OSY -Opponent Starting Yardline; ASY -Average Starting Yardline; Ret -averages using returned kicks only. Onsidess (OnS), short squibs (SQB) and free kicks are omitted in figuring the above; out-of-bounds are not. Yardlines determined from spot of penalties. Returns on onside kicks are omitted from the above.) * -free kick by Colquitt.

FIRST DOWNS

Team	Rushing			Passing			Overall			Times Gained					Miscellany		
	Plays	Yds.	Avg.	Plays	Yds.	Avg.	Plays	Yds.	Avg.	20+	10+	5+	2+	0	TD	QBS	TO
DENVER	272	1368	5.0	182	1222	6.7	454	2590	5.70	31	88	177	203	98	42	13	13
OPPONENTS	262	1071	4.1	215	1352	6.3	477	2423	5.08	22	84	192	209	94	51	15	13

YARDS GAINED BY DOWN

Team	1st Down			2nd Down			3rd Down			4th Down			Season		
	Att	Yards	Avg.	Att	Yards	Avg.	Att	Yards	Avg.	Att	Yards	Avg.	Att	Yards	Avg.
DENVER	454	2590	5.7	336	1518	4.5	214	971	4.5	13	-13	-1.0	1017	5066	4.98
OPPONENTS	477	2423	5.1	359	2202	6.1	218	1037	4.8	9	63	7.0	1063	5725	5.39

* -Drives In Opponent Territory (minus drives with 50+ scores or no plays): Denver 93/211 (44.1%, 18.2 ypd); Opponents 104/205 (50.7%, 19.6 ypd).

THIRD-DOWN EFFICIENCY

Team	3rd Down and-----										Second				
	1	2	3	4	5	6	7	8	9	10	11-14	15-19	20+	Rush	Pct.
DENVER	11-16	8-15	8-14	6-17	9-23	3-16	4-22	3-14	2-11	6-25	3-20	3-17	0-4	31-81	30.8
OPPONENTS	18-25	8-12	3-14	5-16	6-15	3-19	12-20	7-22	4-14	2-18	4-25	1-14	0-4	23-56	33.5

AVERAGE YARDS TO GO: Denver: 7.5 (214/1599); Opponents: 7.4 (218/1609).

DEFENSIVE BREAKDOWN: Denver: 14 QB sacks (72 yds.), 3 INTs, 1 FR; Opponents: 14 QB sacks (73 yds.), 5 INTs, 2 FR.

SECOND-DOWN EFFICIENCY: Denver: 107-336 (31.8; 1-4yds: 36-65); Opponents: 124-359 (34.5; 1-4 yds: 49-77).

TURNOVER ANALYSIS

DENVER	30 turnovers led to 96 Opponent points:	9 TD, 11 FG;	24.6% of Opponents' total points (390).
OPPONENTS	18 turnovers led to 49 Denver points:	5 TD, 5 FG;	15.9% of Denver's total points (309).

AVERAGE STARTING FIELD POSITION

	Denver	Opponent
Drives Started	204	206
Cumulative Starting Yardlines	5442	5821
Average Field Position	D27	O28
Drives Started In Plus Territory	22	23
Scores/TD, FG	9/4.5	16/6.10
FGA/Punts/Downs	2/7/1	1/3/2
Turnovers/Clock/Ran Out Clock	2/0/1	0/0/1
Drives Started Inside Own 20/At Own 20	111 (44/67)	103 (45/58)
Points Scored (TD/FG)	106 (12/8)	141 (18/5)

SCORING PCT. INSIDE-THE-20 (RED ZONE)

	Denver	Opponent
Times Penetrated Opponent 20	36	52
Total Scores	29	48
Touchdowns (Rush/Pass)	17 (6/11)	27 (11/16)
Field Goals-Attempts	12-15	21-22
Turnovers/Downs/Punts/Clock	3/1/0/0	2/1/0/0
Scores From Outside the 20/TD,FG	21/14.7	19/8.11
Overall Scoring Percentage	80.6	92.3
TD Percentage	47.2	51.9
* -Ran Out Clock Not Trying To Score	0	0

(* -not included in total count above.)

YARDS LOST DUE TO PENALTY


	Denver	Opponent
Times Penalized After Offensive Gain	17	18
Yards Lost Due To Penalties	162	201
Touchdowns Called Back	0	0
Field Goals Called Back	0	0
First Downs Lost	7	8

TIME SPENT IN THE LEAD

	Denver	Opponent	Tied
16 Games (988:33 total minutes)	226:20	520:18	241:55
Percentage of Time In The Lead	22.9	52.6	24.5

EXPANDED PUNTING

Player	Punts	Yards	Avg.	Number	Return	Avg.	Long	Pct. Not	Returned	Net Avg.	In20	In10	TB	FC	Own 25 & Inside			Adjusted 50 & Out		
				Returned	Yards	Return	Return	No.							Yds.	Avg.	No.	Yds.	Avg.	
Colquitt	101	4783	47.36	51	585	11.5	80t	49.5	40.18	33	13	7	27	36	1854	51.5	81	4044	49.9	





Oakland 23, Denver 20

Monday, Sept. 12, 2011 • 8:26 p.m. MDT • Sports Authority Field at Mile High • Denver

WEATHER: Rain, 75°, Wind NW 6 mph • TIME: 3:20 • ATTENDANCE: 75,671

The Denver Broncos carried an 11-game winning streak in home-openers into their nationally televised *Monday Night Football* clash with the Oakland Raiders but were plagued by turnovers and untimely penalties en route to a 23-20 loss in front of a sell-out crowd at Sports Authority Field at Mile High.

Both teams struggled to find consistency in their passing games as they battled sporadic rain showers throughout the evening. The Raiders, paced by a 150-yard effort from running back Darren McFadden, relied on a potent rushing attack to dictate the pace of the game and ultimately snuff out any hope of a Denver comeback.

Denver started off strong, as rookie linebacker Von Miller forced a fumble on Oakland's first play from scrimmage, which fellow rookie Rahim Moore recovered. That led to a 28-yard Matt Prater field goal, giving the Broncos a 3-0 advantage that would hold throughout the first quarter.

The Oakland offense hit its stride in the second quarter, however, marching 42 yards in eight plays to open the frame and capping the drive with a 3-yard touchdown strike from Campbell to running back Marcel Reece. A fumble by running back Knowshon Moreno on Denver's ensuing possession set up a Sebastian Janikowski field goal that extended Oakland's lead to 10-3.

After trading possessions, Denver drove to the Oakland 38 before three straight incompletions stalled the drive. Matt Prater missed a 56-yard field goal attempt wide right, giving Oakland decent field position with the second quarter winding down. But the Broncos defense held strong and Oakland was only able to convert three more points on a 21-yard Janikowski field goal.

Janikowski struck again for Oakland just before the half, booting a 63-yard field goal as time expired to tie for the longest kick in NFL history. The kick gave the Raiders a 16-3 lead after two quarters.

Wide receiver Eric Decker gave the Broncos new life after the Raiders stalled on their opening possession of the second half, returning a Shane Lechler punt 90 yards for a touchdown to bring Denver within one score, 16-10.

After forcing another Oakland punt, Orton led the Broncos on a 12-play, 77-yard drive that resulted in a Prater field goal to trim the lead to three, 16-13, after three quarters of play.

On McFadden's first touch of the fourth quarter, he took a handoff 47-yards up the gut to set up a 1-yard touchdown run by Jason Campbell that put Oakland back on top by 10.

The Broncos countered with a 12-play, 80-yard drive that saw running back Lance Ball take an Orton screen pass 9 yards into the end zone to cut the deficit to 23-20 with 3:43 remaining.

Denver had two timeouts at its disposal but was unable to hold McFadden and Bush who picked up two quick first downs and sealed the win for Oakland.

OFFICIALS:

Referee — Jerome Boger (23); **Umpire** — Carl Paganelli (124); **Head Linesman** — Jerry Bergman (91); **Line Judge** — Tom Stephan (68); **Field Judge** — Doug Rosenbaum (67); **Side Judge** — Joe Larrew (73); **Back Judge** — Tony Steratore (112); **Replay** — Mark Burns.

DENVER BRONCOS

OFFENSE

WR 84 B. Lloyd
LT 78 R. Clady
LG 68 Z. Beadles
C 50 J. Walton
RG 73 C. Kuper
RT 74 O. Franklin
TE 86 D. Fells
WR 19 E. Royal
TE 80 J. Thomas
QB 8 K. Orton
RB 27 K. Moreno

DEFENSE

DE 91 R. Ayers
NT 77 B. Bunkley
DT 99 K. Vickerson
RDE 92 E. Dumervil
SLB 58 V. Miller
MLB 51 J. Mays
WLB 52 W. Woodyard
LCB 24 C. Bailey
RCB 21 A. Goodman
SS 20 B. Dawkins
FS 26 R. Moore

BRONCOS SUBSTITUTIONS: P 4 B.Colquitt, K 5 M.Prater, WR 12 M.Willis, RB 23 W.McGahee, CB 25 C.Harris, S 28 Q.Carter, CB 29 J.Wilhite, S 30 D.Barton, RB 35 L.Ball, CB 41 C.Vaughn, FB 46 S.Larsen, MLB 53 M.Mohamed, MLB 56N.Irving, SLB 57 M.Haggan, LS 66 L.Paxton, G 71 R.Hochstein, T 75C.Clark, TE 85 V.Green, WR 87 E.Decker, DE 90 J.Hunter, DT 96 M.Unrein, DT 98 R.McBean. **DID NOT PLAY:** QB 9 B.Quinn, QB 15 T.Tebow. **INACTIVE:** WLB 55 D.Williams, G 65 M.Ramirez, T 76 T.Hills, DT 79 M.Thomas, WR 88 D.Thomas, DT 94 T.Warren, DE 95 D.HarveyD. Thomas.

OAKLAND RAIDERS

OFFENSE

WR 85 D. Heyward-Bey
LT 68 J. Veldheer
LG 61 S. Wisniewski
C 64 S. Satele
RG 66 C. Carlisle
RT 69 K. Barnes
TE 83 B. Meyers
WR 12 J. Ford
QB 8 J. Campbell
FB 45 M. Reece
RB 20 D. McFadden

DEFENSE

DE 99 L. Houston
DT 92 R. Seymour
DT 93 T. Kelly
DE 79 J. Henderson
DE 77 M. Shaugnessy
LB 55 R. McClain
LB 96 K. Wimbley
CB 26 S. Rountt
CB 37 C. Johnson
SS 24 M. Huff
FS 33 T. Branch

RAIDERS SUBSTITUTIONS: P 9 S.Lechler, K 11 S.Janikowski, WR 17 D.Moore, RB 22 T.Jones, CB 23 D.Van Dyke, RB 25 R.Cartwright, S 27 M.Giordano, CB 28 J.Porter, RB 29 M.Bush, S 30 J.Boyd, CB 35 C.Chekwa, LB 52 Q.Groves, LB 56 D.Blackstock, LB 57 R.Brown, LS/LB 59 J.Condo, T 72 J.Barksdale, T 75 S.Heyer, WR 81 C.Schilens, TE 82 R.Gordon, WR 89 N.Miller, DT 90 D.Bryant, DE 91 T.Scott, DE 94 J.Moss. **DID NOT PLAY:** QB 7 Kyle Boller. **INACTIVE:** WR 18 L.Murphy, S 34 M.Mitchell, LB 58 B.Davis, G 74 B.Campbell, WR 80 D.Hagan, TE 86 D.Ausberry, TE 87 K.Boss.

		1	2	3	4	OT	TOTAL	FIELD GOALS (made () missed)		
VISITOR	Oakland Raiders	0	16	0	7	—	23	M. Prater	(28)	56WR (30)
HOME	Denver Broncos	3	0	10	7	—	20	S. Janikowski	(37)	(21) (63)
Team	Qtr	Clock Time	PLAY DESCRIPTION (Extra Point) (Drive Info)				SCORE			
BRONCOS	1	9:55	M. Prater 28 yd. field goal (4-5, 0:55)				0	3		
RAIDERS	2	13:28	M. Reece 3 yd. pass from J. Campbell (S. Janikowski kick) (8-42, 4:34)				7	3		
RAIDERS	2	11:14	S. Janikowski 37 yd. field goal (4-4, 2:09)				10	3		
RAIDERS	2	1:27	S. Janikowski 21 yd. field goal (11-51, 2:45)				13	3		
RAIDERS	2	0:00	S. Janikowski 63 yd. field goal (3-31, 0:24)				16	3		
BRONCOS	3	12:31	E. Decker 90 yd. punt return (M. Prater kick)				16	10		
BRONCOS	3	1:55	M. Prater 30 yd. field goal (12-77, 4:56)				16	13		
RAIDERS	4	12:33	J. Campbell 1 yd. run (S. Janikowski kick) (3-65, 1:38)				23	13		
BRONCOS	4	3:43	L. Ball 9 yd. pass from K. Orton (M. Prater kick) (12-80, 3:56)				23	20		

FINAL INDIVIDUAL STATISTICS																	
Oakland Raiders									Denver Broncos								
RUSHING	ATT	YDS	AVG	LG	TD				RUSHING	ATT	YDS	AVG	LG	TD			
D. McFadden	22	150	6.8	47	0				K. Moreno	8	22	2.8	9	0			
M. Bush	9	30	3.3	12	0				K. Orton	1	13	13.0	13	0			
M. Reece	1	11	11.0	11	0				W. McGahee	4	3	0.8	3	0			
J. Campbell	6	2	0.3	7	1												
J. Ford	1	-3	-3.0	-3	0												
TOTAL	39	190	4.9	47	1				TOTAL	13	38	2.9	13	0			
PASSING	ATT	CMP	YDS	YD	TD	LG	IN	Rtg.	PASSING	ATT	CMP	YDS	TKD/ YD	TD	LG	IN	Rtg.
J. Campbell	22	13	105	1/6	1	17	0	86.4	K. Orton	46	24	304	5/32	1	24	1	71.3
TOTAL	22	13	105	1/6	1	17	0	86.4	TOTAL	46	24	304	5/32	1	24	1	71.3
PASS RECEIVING			NO	YDS	AVG	LG	TD		PASS RECEIVING			NO	YDS	AVG	LG	TD	
D. Heyward-Bey			4	44	11	17	0		B. Lloyd			6	89	14.8	20	0	
M. Reece			3	23	7.7	16	1		W. McGahee			5	32	6.4	12	0	
J. Ford			3	22	7.3	12	0		E. Decker			3	53	17.7	23	0	
B. Meyers			2	10	5.0	7	0		D. Fells			3	32	10.7	16	0	
D. McFadden			1	6	6.0	6	0		K. Moreno			2	35	17.5	24	0	
									E. Royal			2	33	16.5	18	0	
									S. Larsen			1	15	15.0	15	0	
									L. Ball			1	9	9.0	9	1	
									M. Willis			1	6	6.0	6	0	
TOTAL			13	105	8.1	17	1		TOTAL			24	304	12.7	24	1	
INTERCEPTIONS			NO	YDS	AVG	LG	TD		INTERCEPTIONS			NO	YDS	AVG	LG	TD	
M. Giordano			1	0	0.0	0	0										
TOTAL			1	0	0.0	0	0		TOTAL			0	0	0	—	0	
PUNTING	NO	YDS	AVG	NET	TB	IN20	LG		PUNTING	NO	YDS	AVG	NET	TB	IN20	LG	
S. Lechler	6	349	58.2	33.5	1	1	77		B. Colquitt	4	165	41.3	31.3	2	1	65	
TOTAL	6	349	58.2	33.5	1	1	77		TOTAL	4	165	41.3	31.3	2	1	65	
PUNT RETURNS			NO	YDS	AVG	FC	LG	TD	PUNT RETURNS			NO	YDS	AVG	FC	LG	TD
[DOWNED]			2	0	0.0	0	—	0	E. Decker			5	128	25.6	0	90	1
[TOUCHBACK]			2	0	0.0	0	—	0	[TOUCHBACK]			1	0	0.0	0	—	0
RETURNS			0	0	0.0	0	—	0	RETURNS			5	128	25.6	0	90	1
KICKOFF RETURNS			NO	YDS	AVG	FC	LG	TD	KICKOFF RETURNS			NO	YDS	AVG	FC	LG	TD
[TOUCHBACK]			5	0	0.0	0	—	0	[TOUCHBACK]			5	0	0.0	0	—	0
RETURNS			0	0	0.0	0	—	0	RETURNS			0	0	0.0	0	—	0
Oakland Raiders									Denver Broncos								
FUMBLES	Fum	Lost	Own Rec.	Yds	TD	FF	Opp. Rec.	Yds	TD	Bnds	FUMBLES	Fum	Lost	Own Rec.	Yds	TD	Bnds
J. Campbell	1	0	0	0	0	0	0	0	0	0	B. Lloyd	1	0	1	0	0	0
J. Ford	1	1	0	0	0	0	0	0	0	0	W. McGahee	1	0	1	0	0	0
D. McFadden	0	0	1	0	0	0	0	0	0	0	K. Moreno	1	1	0	0	0	0
M. Giordano	0	0	0	0	0	1	0	0	0	0	K. Orton	1	1	0	0	0	0
Q. Groves	0	0	0	0	0	1	0	0	0	0	J. Hunter	0	0	0	0	1	0
C. Johnson	0	0	0	0	0	1	0	0	0	0	V. Miller	0	0	0	0	1	0
T. Branch	0	0	0	0	0	0	1	0	0	0	R. Moore	0	0	0	0	0	1
L. Houston	0	0	0	0	0	0	1	0	0	0							
TOTAL	2	1	1	0	0	3	2	0	0	0	TOTAL	4	2	2	0	0	2

FINAL TEAM STATISTICS																			
					RAIDERS					BRONCOS									
TOTAL FIRST DOWNS					20					25					FGs - PATs Had Blocked				
By Rushing					10					2					Net Punting Average				
By Passing					7					17					TOTAL RETURN YARDAGE (Not Including Kickoffs)				
By Penalty					3					6					No. and Yards Punt Returns				
THIRD DOWN EFFICIENCY					5-14-36%					6-13-46%					No. and Yards Kickoff Returns				
FOURTH DOWN EFFICIENCY					0-0-0%					0-0-0%					No. and Yards Interception Returns				
TOTAL NET YARDS					289					310					PENALTIES Number and Yards				
Total Offensive Plays (inc. times thrown passing)					62					64					FUMBLES Number and Lost				
Average gain per offensive play					4.7					4.8					TOUCHDOWNS				
NET YARDS RUSHING					190					38					Rushing				
Total Rushing Plays					39					13					Passing				
Average gain per rushing play					4.9					2.9					EXTRA POINTS Made-Attempts				
Tackles for a loss-number and yards					4-11					2-9					Kicking Made-Attempts				
NET YARDS PASSING					99					272					FIELD GOALS Made-Attempts				
Times thrown - yards lost attempting to pass					1-6					5-32					RED ZONE EFFICIENCY				
Gross yards passing					105					304					GOAL TO GO EFFICIENCY				
PASS ATTEMPTS-COMPLETIONS-HAD INTERCEPTED					22-13-0					46-24-1					SAFETIES				
Avg gain per pass play (inc.# thrown passing)					4.3					5.3					FINAL SCORE				
KICKOFFS Number-In End Zone-Touchbacks					5-5-5					5-5-5					TIME OF POSSESSION				
PUNTS Number and Average					6-58.2					4-41.3									
Had Blocked					0					0									

BRONCOS DEFENSIVE STATISTICS																	
(Press Box Totals)																	
PLAYER	UT	A	TT	S-YDS	I-YDS	PD	FF	FR	PLAYER	UT	A	TT	S-YDS	I-YDS	PD	FF	FR
B. Dawkins	7	2	9	0-0	0-0	0	0	0	B. Bunkley	3	1	4	0-0	0-0	0	0	0
J. Hunter	5	1	6	1-6	0-0	0	1	0	M. Unrein	2	0	2	0-0	0-0	0	0	0
W. Woodyard	5	1	6	0-0	0-0	0	0	0	R. Ayers	1	1	2	0-0	0-0	0	0	0
C. Bailey	5	0	5	0-0	0-0	0	0	0	K. Vickerson	1	0	1	0-0	0-0	0	0	0
J. Mays	5	0	5	0-0	0-0	0	0	0	C. Vaughn	1	0	1	0-0	0-0	0	0	0
V. Miller	3	2	5	0-0	0-0	0	1	0	M. Haggan	0	1	1	0-0	0-0	0	0	0
R. Moore	4	0	4	0-0	0-0	0	0	1	D. Bruton	0	0	0	0-0	0-0	1	0	0
A. Goodman	4	0	4	0-0	0-0	0	0	0	TEAM TOTALS	46	9	55	1-6	0-0	1	2	1



Denver 24, Cincinnati 22

Sunday, Sept. 18, 2011 • 2:15 p.m. MDT • Sports Authority Field at Mile High • Denver

WEATHER: Sunny, 69°, Wind NE 6 mph • TIME: 3:05 • ATTENDANCE: 73,281

The Denver Broncos battled a slew of injuries to key players and beat Cincinnati 24-22 in front of 73,181 fans at Sports Authority Field at Mile High.

Despite nearly surrendering a 14-point second half lead, the Broncos held on to send the Bengals home winless in Denver since 1975.

The Broncos defense held Cincinnati's prolific ground attack to 72 yards rushing and conceded just one third-down conversion on 11 attempts, propelling the Broncos to their first win of the 2011 season.

Wide receiver Eric Decker stole the show in his first NFL start, hauling in five passes for 113 yards (22.6 avg.) and two touchdowns, including a 52-yard score that provided the winning margin.

Willis McGahee was equally impressive on the day, rushing for 101 yards and a touchdown on 28 carries to tie him for sixth among active players with 24 career 100-yard rushing games.

The Broncos imposed their will on the opening series, marching 80 yards on 15 plays and capping the drive with a 1-yard touchdown plunge by McGahee; but more than a quarter passed before either offense was able to muster another productive drive.

A fumble by Kyle Orton in Denver territory set up 45-yard field goal by Mike Nugent with 6:39 remaining in the second quarter that put Cincinnati on the board and trimmed the deficit to 7-3. Denver responded on its ensuing possession, eating up 64 yards over the next 6:21 to set up a 34-yard field goal by Matt Prater that gave Denver a 10-3 cushion at the half.

After forcing Cincinnati into a three-and-out to open the second half, the Broncos capitalized quickly as Orton connected with Decker on a 25-yard scoring strike that opened up Denver's largest lead of the game, 17-3.

Cincinnati answered with three straight scoring drives led by rookie signal caller Andy Dalton to pull within two points of Denver, 17-15, before Decker's 52-yard touchdown reception early in the fourth quarter momentarily swayed momentum back in Denver's favor.

When the Bengals' offense returned to the field, however, Dalton made quick work of the Denver secondary, hooking up with Jerome Simpson for 84 yards and a first down at Denver's 9-yard line. Two plays later, Dalton hit a sprawling A.J. Green for a touchdown to bring Cincinnati within two points, 24-22.

The Bengals threatened on their final two series, driving into Denver territory each time, but the Broncos' defense—led by Robert Ayers and Jonathan Wilhite—stifled two fourth-down attempts to preserve the win and give the Broncos a share of the AFC West division lead.

OFFICIALS:

Referee — Ed Hochuli (85); **Umpire** — Richard Hall (49); **Head Linesman** — Mark Hittner (28); **Line Judge** — Adrian Hill (29); **Side Judge** — Ronald Torbert (62); **Field Judge** — Craig Wrolstadt (4); **Back Judge** — Don Carey (126); **Replay** — Tom Sifferman

DENVER BRONCOS

OFFENSE

WR 87 E. Decker
LT 78 R. Clady
LG 68 Z. Beadles
C 50 J. Walton
RG 73 C. Kuper
RT 74 O. Franklin
TE 86 D. Fells
WR 19 E. Royal
QB 8 K. Orton
FB 46 S. Larsen
RB 23 W. McGahee

DEFENSE

LDE 91 R. Ayers
NT 77 J. B. Bunkley
DT 99 K. Vickerson
RDE 90 J. Hunter
SLB 58 V. Miller
MLB 51 J. Mays
WLB 52 W. Woodyard
LCB 41 C. Vaughn
RCB 21 A. Goodman
SS 20 B. Dawkins
FS 26 R. Moore

P 4 B.Colquitt, K 5 M.Prater, WR 12 M.Willis, QB 15 T.Tebow, CB 25 C.Harris, S 28 Q.Carter, CB 29 J.Wilhite, S 30 D.Bruton, RB 35 L.Ball, RB 37 J.Johnson, MLB 53 M.Mohamed, MLB 56 N.Irving, SLB 57 M.Haggan, G 65 M.Ramirez, LS 66 L.Paxton, G 71 R.Hochstein, T 75 C.Clark, TE 80 J.Thomas, TE 85 V.Green, DE 95 D.Harvey, DT 96 M.Unrein, DT 98 R.McBean. **DID NOT PLAY:** QB 9 Brady Quinn, T 76 Tony Hills. **INACTIVE:** CB 24 C.Bailey, RB 27 K.Moreno, WLB 55 D.Williams, DT 79 M.Thomas, WR 84 B.Lloyd, WR 88 D.Thomas, DE 92 E.Dumervil.

CINCINNATI BENGALS

OFFENSE

WR 89 J. Simpson
LT 77 A. Whitworth
LG 62 N. Livings
C 64 K. Cook
RG 65 C. Boling
RT 71 A. Smith
TE 84 J. Gresham
WR 18 A. Green
QB 14 A. Dalton
FB 36 C. Pressley
RB 32 C. Benson

DEFENSE

LDE 68 J. Fanene
NT 94 D. Pecko
DT 97 G. Atkins
RDE 93 M. Johnson
SLB 99 M. Lawson
MLB 58 R. Mauluga
WLB 53 T. Howard
LCB 22 N. Clements
RCB 29 L. Hall
SS 42 C. Crocker
FS 20 R. Nelson

BENGALS SUBSTITUTIONS: K 2 M.Nugent, P 10 K.Huber, WR 11 J.Shipley, WR 19 B.Tate, CB 23 K.Jennings, CB 25 M.Trent, S 27 G.Wilson, HB 28 B.Scott, HB 30 C.Peerman, HB 40 B.Leonard, S 45 J.Miles, LS 46 C.Harris, LB 51 D.Skuta, LB 57 V.Rey, LB 59 B.Johnson, OT 74 D.Roland, TE 81 C.Cochart, WR 87 A.Caldwell, DT 90 P.Sims, DE 92 F.Rucker, DE 96 C.Dunlap. **DID NOT PLAY:** QB 7 B.Gradkowski, C 66 M.McGlynn, OT 73 A.Collins. **INACTIVE:** S 26 T.Mays, S 31 R.Sands, LB 52 D.Moch, G 60 O.Hudson, TE 86 D.Lee, WR 88 R.Whalen, DE 91 R.Geathers.

		1	2	3	4	OT	TOTAL	FIELD GOALS (made () missed)
VISITOR	Cincinnati Bengals	0	3	12	7	—	22	M. Prater (34)
HOME	Denver Broncos	7	3	7	7	—	24	M. Nugent (45) (37) (23)
Team	Qtr	Clock Time	PLAY DESCRIPTION (Extra Point) (Drive Info)					SCORE
								Visitor Home
BRONCOS	1	6:30	W. McGahee 1 yd. run (M. Prater kick) (15-80, 8:30)					0 7
BENGALS	2	6:33	M. Nugent 45 yd. Field Goal (6-14, 3:02)					3 7
BRONCOS	2	0:12	M. Prater 34 yd. Field Goal (16-64, 6:21)					3 10
BRONCOS	3	10:57	E. Decker 25 yd. pass from K. Orton (M. Prater kick) (5-59, 2:12)					3 17
BENGALS	3	8:54	M. Nugent 37 yd. Field Goal (7-61, 2:03)					6 17
BENGALS	3	3:36	A. Caldwell 10 yd. pass from A. Dalton (pass failed) 6-72, 3:14)					12 17
BENGALS	3	1:05	M. Nugent 23 yd. Field Goal (4-9, 1:13)					15 17
BRONCOS	4	13:30	E. Decker 52 yd. pass from K. Orton (M. Prater kick) (5-80, 2:35)					15 24
BENGALS	4	11:17	A Green 5 yd. pass from A. Dalton (M. Nugent kick) (4-80, 2:13)					22 24

FINAL INDIVIDUAL STATISTICS																										
Cincinnati Bengals									Denver Broncos																	
RUSHING	ATT		YDS	AVG	LG	TD	RUSHING		ATT		YDS	AVG	LG	TD												
C. Benson	16		59	3.7	14	0	W. McGahee		28		101	3.6	12	1												
B. Scott	2		10	5.0	9	0	L. Ball		6		28	4.7	17	0												
A. Dalton	2		3	1.5	5	0	S. Larsen		1		4	4.0	4	0												
							K. Orton		1		-2	-2.0	-2	0												
TOTAL	20		72	3.6	14	0	TOTAL		36		131	3.6	17	1												
PASSING	ATT		CMP	YDS	TKD/ YD	TD	LG	IN	Rtg.	PASSING		ATT		CMP	YDS	TKD/ YD	TD	LG	IN	Rtg.						
A. Dalton	41		27	332	2/22	2	84	0	107.0	K. Orton		25		15	195	2/8	2	52	0	111.2						
TOTAL	41		27	332	2/22	2	84	0	107.0	TOTAL		25		15	195	2/8	2	52	0	111.2						
PASS RECEIVING			NO	YDS	AVG	LG	TD	PASS RECEIVING			NO	YDS	AVG	LG	TD											
A. Green			10	124	12.4	26	1	E. Decker			5	113	22.6	52	2											
J. Simpson			4	136	34.0	84	0	S. Larsen			3	23	7.7	10	0											
A. Caldwell			3	27	9.0	10	1	M. Willis			2	22	11.0	15	0											
C. Benson			3	17	5.7	10	0	E. Royal			2	18	9.0	14	0											
J. Shipley			3	15	5.0	5	0	D. Fells			1	9	9.0	9	0											
J. Gresham			2	8	4.0	4	0	W. McGahee			1	5	5.0	5	0											
B. Leonard			2	5	2.5	9	0	J. Thomas			1	5	5.0	5	0											
TOTAL			27	332	12.3	84	2	TOTAL			15	195	13.0	52	2											
INTERCEPTIONS			NO	YDS	AVG	LG	TD	INTERCEPTIONS			NO	YDS	AVG	LG	TD											
TOTAL			0	0	0	—	0	TOTAL			0	0	0.0	—	0											
PUNTING	NO	YDS	AVG	NET	TB	IN20	LG	PUNTING	NO	YDS	AVG	NET	TB	IN20	LG											
K. Huber	5	205	41.0	37.0	1	2	48	B. Colquitt	6	335	55.8	51.0	0	1	59											
TOTAL	2	205	41.0	37.0	1	2	48	TOTAL	6	335	55.8	51.0	0	1	59											
PUNT RETURNS			NO	YDS	AVG	FC	LG	TD	PUNT RETURNS			NO	YDS	AVG	FC	LG	TD									
B. Tate			5	29	5.8	1	16	0	E. Royal			0	0	0.0	1	—	0									
									E. Decker			0	0	0.0	1	—	0									
									[OUT OF BOUNDS]			2	0	0.0	0	—	0									
									[TOUCHBACK]			1	0	0.0	0	—	0									
RETURNS			5	29	5.8	1	16	0	RETURNS			0	0	0.0	2	—	0									
KICKOFF RETURNS			NO	YDS	AVG	FC	LG	TD	KICKOFF RETURNS			NO	YDS	AVG	FC	LG	TD									
[TOUCHBACK]			5	0	0.0	0	—	0	C. Vaughn			1	23	23.0	0	23	0									
									[TOUCHBACK]			5	0	0.0	0	—	0									
RETURNS			5	0	0.0	0	—	0	RETURNS			1	23	23.0	0	23	0									
Cincinnati Bengals									Denver Broncos																	
FUMBLES			Fum	Lost	Rec.	Yds	TD	Opp. FF	Rec.	Yds	TD	Out Bnds	FUMBLES			Fum	Lost	Rec.	Yds	TD	Opp. FF	Rec.	Yds	TD	Out Bnds	
M. Johnson			0	0	0	0	0	1	0	0	0	0	0	E. Decker			1	1	0	0	0	0	0	0	0	0
R. Nelson			0	0	0	0	0	1	0	0	0	0	0	K. Orton			1	1	0	0	0	0	0	0	0	0
L. Hall			0	0	0	0	0	0	1	10	0	0	0													
D. Peko			0	0	0	0	0	0	1	0	0	0	0													
TOTAL			0	0	0	0	0	2	2	10	0	0	0	TOTAL			2	2	0	0	0	0	0	0	0	0

FINAL TEAM STATISTICS											
BENGALS						BRONCOS					
TOTAL FIRST DOWNS	18					19					
By Rushing	2					9					
By Passing	14					8					
By Penalty	2					2					
THIRD DOWN EFFICIENCY	1-11-9%					5-12-42%					
FOURTH DOWN EFFICIENCY	0-2-0%					0-0-0%					
TOTAL NET YARDS	382					318					
Total Offensive Plays (inc. times thrown passing)	63					63					
Average gain per offensive play	6.1					5.0					
NET YARDS RUSHING	72					131					
Total Rushing Plays	20					36					
Average gain per rushing play	3.6					3.6					
Tackles for a loss-number and yards	1-2					3-10					
NET YARDS PASSING	310					187					
Times thrown - yards lost attempting to pass	2-22					2-8					
Gross yards passing	322					195					
PASS ATTEMPTS-COMPLETIONS-HAD INTERCEPTED	41-27-0					25-15-0					
Avg gain per pass play (inc.# thrown passing)	7.2					6.9					
KICKOFFS Number-In End Zone-Touchbacks	6-6-5					5-5-5					
PUNTS Number and Average	5-41.0					6-55.8					
Had Blocked	0					0					
FGs - PATs Had Blocked	0-0					0-0					
Net Punting Average	37.0					51.0					
TOTAL RETURN YARDAGE (Not Including Kickoffs)	29					0					
No. and Yards Punt Returns	5-29					0-0					
No. and Yards Kickoff Returns	0-0					1-23					
No. and Yards Interception Returns	0-0					0-0					
PENALTIES Number and Yards	7-69					7-55					
FUMBLES Number and Lost	0-0					2-2					
TOUCHDOWNS	2					3					
Rushing	0					1					
Passing	2					2					
EXTRA POINTS Made-Attempts	1-2					3-3					
Kicking Made-Attempts	1-1					3-3					
FIELD GOALS Made-Attempts	3-3					1-1					
RED ZONE EFFICIENCY	2-4-50%					1-2-50%					
GOAL TO GO EFFICIENCY	2-2-100%					1-2-50%					
SAFETIES	0					0					
FINAL SCORE	22					24					
TIME OF POSSESSION	29:45					30:15					

BRONCOS DEFENSIVE STATISTICS																	
(Press Box Totals)																	
PLAYER	UT	A	TT	S-YDS	I-YDS	PD	FF	FR	PLAYER	UT	A	TT	S-YDS	I-YDS	PD	FF	FR
W. Woodyard	10	3	13	0-0	0-0	1	0	0	B. Bunkley	1	1	2	0-0	0-0	0	0	0
J. Mays	5	3	8	0-0	0-0	0	0	0	R. Ayers	1	0	1	0-0	0-0	1	0	0
C. Vaughn	4	1	5	0-0	0-0	2	0	0	D. Harvey	1	0	1	0-0	0-0	0	0	0
A. Goodman	4	1	5	0-0	0-0	0	0	0	TEAM TOTALS	39	13	52	2-22	0-0	7	0	0
B. Dawkins	3	1	4	0-0	0-0	1	0	0									
R. Moore	3	1	4	0-0	0-0	0	0	0									
J. Wilhite	2	2	4	1-9	0-0	0	0	0									
V. Miller	3	0	3	1-13	0-0	2	0	0									
J. Hunter	2	0	2	0-0	0-0	0	0	0									



Tennessee 17, Denver 14

Sunday, Sept. 25, 2011 • 12:02 p.m. CDT • LP Field • Nashville, Tenn.

WEATHER: Sunny, 73°, Wind SSE 11 mph • TIME: 2:55 • ATTENDANCE: 69,143

The Denver Broncos held Chris Johnson and the Tennessee Titans to 38 yards on the ground but had no answer for quarterback Matt Hasselbeck and Tennessee's passing attack on the Titans' final drive, falling 17-14 before a crowd of 69,143 at LP Field.

The loss marked Denver's third consecutive game decided by a field goal or less, and the Broncos moved to 1-2 on the season.

Hasselbeck powered the Titans' offense, completing 27-of-36 passes (72.2%) for 311 yards and a pair of touchdown passes, while the Titans defense forced two timely turnovers and held the Broncos at the goal line in the fourth quarter to keep the game within reach.

The teams traded punts to open the game, as neither offense was able to get into an early rhythm, but a 30-yard punt return by wide receiver Quan Cosby set the Broncos up at midfield to begin their second offensive series. Quarterback Kyle Orton led a balanced Broncos' attack on an eight-play 50-yard drive capped by a five-yard strike to wide receiver Matthew Willis for his first NFL touchdown, and the Broncos opened up a 7-0 lead.

Tennessee drew even in the second quarter, as Hasselbeck connected with wide receiver Nate Washington for a 14-yard touchdown to put the finishing touches on a drive that saw the Titans convert two third downs.

Turnovers deep in opponent territory stalled promising drives on each team's next possession. Jason McCourty intercepted Orton at the Tennessee 22-yard line, and defensive end Robert Ayers fell on a Kenny Britt fumble at the Denver 17-yard line to preserve the early 7-7 tie.

Late in the second quarter, Tennessee punter Brett Kern capitalized on a botched snap on fourth down and scampered 21 yards into Denver territory to set up a 46-yard Rob Bironas field goal that gave the Titans a 10-7 lead heading into halftime.

A 5-yard touchdown pass from Orton to running back Willis McGahee opened the second-half scoring and gave Denver a 14-10 lead with 1:22 remaining in the third quarter.

On Tennessee's next possession, rookie linebacker Von Miller stripped Hasselbeck and defensive end Derrick Harvey fell on the loose ball at the Tennessee 13-yard line. Denver, however, was unable to take advantage of the field position, as McGahee was stopped short of the goal line on fourth down.

The Titans marched 95 yards on 7 plays on their final drive, which culminated with a 5-yard touchdown reception by former Bronco Daniel Graham that put Tennessee ahead for good.

A Denver comeback was thwarted when linebacker Will Witherspoon came down with a pass that was deflected at the line of scrimmage on the Broncos' final drive.

OFFICIALS:

Referee — John Parry (132); **Umpire** — Dan Ferrell (64); **Head Linesman** — Derick Bowers (74); **Line Judge** — Rusty Baynes (59); **Side Judge** — Keith Washington (7); **Field Judge** — Scott Edwards (3); **Back Judge** — Carl Paganelli (124); **Replay** — Bob McGrath.

DENVER BRONCOS

OFFENSE

WR 84 B. Lloyd
LT 78 R. Clady
LG 68 Z. Beadles
C 50 J. Walton
RG 73 C. Kuper
RT 74 O. Franklin
TE 86 D. Fells
WR 87 E. Decker
QB 8 K. Orton
FB 46 S. Larsen
RB 23 W. McGahee

DEFENSE

LDE 91 R. Ayers
NT 77 B. Bunkley
DT 99 K. Vickerson
RDE 90 J. Hunter
SLB 58 V. Miller
MLB 51 J. Mays
WLB 52 W. Woodyard
LCB 41 C. Vaughn
RCB 21 A. Goodman
SS 20 B. Dawkins
FS 26 R. Moore

BRONCOS SUBSTITUTIONS: P 4 B.Colquitt, K 5 M.Prater, WR 12 M.Willis, WR 17 Q.Cosby, CB 25 C.Harris, S 28 Q.Carter, CB 29 J.Wilhite, S 30 D.Bruton, RB 35 L.Ball, MLB 56 N.Irving, SLB 57 M.Haggan, G 65 M.Ramirez, LS 66 L.Paxton, T 75 C.Clark, TE 81 D.Rosario, TE 85 V.Green, DE 95 D.Harvey, DT 96 M.Unrein, DT 98 R.McBean. **DID NOT PLAY:** QB 9 B.Quinn, QB 15 T.Tebow, RB 27 K.Moreno, WLB 55 D.Williams, G 71 R.Hochstein. **INACTIVE:** WR 19 E.Royal, CB 24 C.Bailey, T 76 T.Hills, DT 79 M.Thomas, TE 80 J.Thomas, WR 88 D.Thomas, DE 92 E.Dumervil.

TENNESSEE TITANS

OFFENSE

WR 85 N. Washington
LT 71 M. Roos
LG 64 L. Harris
C 54 E. Amano
RG 73 J. Scott
RT 76 D. Stewart
TE 88 C. Stevens
WR 18 K. Britt
QB 8 M. Hasselbeck
TE 86 D. Graham
RB 28 C. Johnson

DEFENSE

DE 98 D. Ball
DT 93 S. Smith
DT 99 J. Casey
DE 91 J. Jones
SLB 56 A. Ayers
MLB 55 B. Ruud
WLB 92 W. Witherspoon
CB 30 J. McCourty
SS 26 J. Babineaux
FS 33 M. Griffin
CB 31 C. Finnegan

TITANS SUBSTITUTIONS: K 2 R.Bironas, P 6 B.Kern, WR 17 D.Williams, CB 20 A.Verner, RB 21 J.Ringer, RB 23 J.Harper, S 25 A.Smith, DB 37 T.Campbell, FB 44 Q.Johnson, LB 51 G.McRath, LB 52 C.McCarthy, LB 57 P.Bailey, LB/LS 58 K.Amato, LB 59 T.Shaw, C/G 61 F.Velasco, T 66 M.Otto, WR 83 M.Mariani, WR 87 L.Hawkins, TE 89 J.Cook, DE 90 D.Morgan, DT 94 S.Marks, DE 95 W.Hayes, DL 97 K.Klug. **DID NOT PLAY:** QB 10 J.Locker. **INACTIVE:** QB 11 R.Smith, S 24 C.Hope, CB 35 C.Hawkins, C 60 K.Matthews, T 68 B.Stingily, DT 69 Z.Clayton, DT 96 M.Sheppard.

		1	2	3	4	OT	TOTAL	FIELD GOALS (made () missed)	
VISITOR	Denver Broncos	7	0	7	0	—	14		
HOME	Tennessee Titans	0	10	0	7	—	17	R. Bironas	(46)
Team	Qtr	Clock Time	PLAY DESCRIPTION (Extra Point) (Drive Info)					SCORE	
								Visitor	Home
BRONCOS	1	3:45	M. Willis 5 yd. pass from K. Orton (M. Prater kick) (8-50, 3:51)					7	0
TITANS	2	11:37	N. Washington 14 yd. pass from M. Hasselbeck (R. Bironas kick) (9-85, 4:05)					7	7
TITANS	2	1:11	R. Bironas 46 yd. Field Goal (8-29, 2:39)					7	10
BRONCOS	3	1:17	W. McGahee 5 yd. pass from K. Orton (M. Prater kick) (16-80, 8:09)					14	10
TITANS	4	4:24	D. Graham 4 yd. pass from Matt Hasselbeck (R. Bironas kick) (7-95, 3:30)					14	17

FINAL INDIVIDUAL STATISTICS

FINAL TEAM STATISTICS

THREE-YEAR STATISTICS				
	BRONCOS	TITANS	BRONCOS	TITANS

BRONCOS DEFENSIVE STATISTICS

(Press Box Totals)

PLAYER	UT	A	TT	S-YDS	I-YDS	PD	FF	FR	PLAYER	UT	A	TT	S-YDS	I-YDS	PD	FF	FR
--------	----	---	----	-------	-------	----	----	----	--------	----	---	----	-------	-------	----	----	----



Green Bay 49, Denver 23

Sunday, Oct. 2, 2011 • 3:15 p.m. CDT • Lambeau Field • Green Bay, Wis.

WEATHER: Sunny 67°, Wind W 10 mph • TIME: 2:54 • ATTENDANCE: 70,529

Denver running back Willis McGahee notched his 25th career 100-yard rushing performance while wide receiver Brandon Lloyd had a season-high 136 receiving yards on eight catches, but Green Bay quarterback Aaron Rodgers threw for a career-high 408 yards to lead the defending world champions to a 49-23 victory over the Broncos in front of 70,529 at Lambeau Field.

The Broncos started the game strong, stopping Green Bay on fourth down in the red zone and responding with a 27-yard field goal by kicker Matt Prater. Green Bay quickly rebutted with its first touchdown when Rodgers connected with wide receiver Jordy Nelson on a 50-yard pass giving the Packers a 7-3 lead that would increase when Denver quarterback Kyle Orton threw an interception returned 30 yards for a touchdown by Charles Woodson to give Green Bay a quick 14-3 lead.

A surprise onside kick by Mason Crosby gave the Packers the ball again, and they continued to march their way down the field before Rodgers ran for an 11-yard touchdown to extend the lead to 21-10.

Broncos wide receiver Brandon Lloyd caught a 44-yard pass—his longest of the game—which set up a 5-yard touchdown toss from Orton to wide receiver Eric Decker.

The following Packers drive produced the first of two Von Miller sacks on the day, as the Broncos regained possession and capitalized with Decker's second touchdown, a 33-yard pass from Orton to bring the Broncos within four points.

Rodgers managed to hit wide receiver Greg Jennings for a 17-yard touchdown and a 28-17 lead with just 0:24 remaining in the half.

The Packers entered the second half in true defending-champion form, as they held the Broncos scoreless while putting up two more touchdowns in the third quarter to take a 42-17 lead into the final period.

The two teams swapped interceptions to kick off the fourth quarter. Denver cornerback Jonathan Wilhite grabbed Rodgers' pass to give the Broncos the ball, but it took just one pass attempt for the Packers to regain possession as cornerback Sam Shields intercepted an Orton pass in the end zone and returned it 60 yards to set up Green Bay's final touchdown.

Denver managed to sneak into the end zone one final time when Orton passed to tight end Daniel Fells from seven yards out. The Packers defense stopped running back Knowshon Moreno on the two-point conversion attempt, and Green Bay ran out the clock to remain undefeated on the season.

OFFICIALS:

Referee — Scott Green (19); **Umpire** — Bruce Stritesky (102); **Head Linesman** — Tom Stabile (24); **Line Judge** — Tom Barnes (55); **Side Judge** — Larry Rose (128); **Field Judge** — Dyrrol Prioleau (109); **Back Judge** — Scott Helverson (93); **Replay** — Carl Madsen.

DENVER BRONCOS

OFFENSE

WR 84 B. Lloyd
LT 78 R. Clady
LG 68 Z. Beadles
C 50 J. Walton
RG 73 C. Kuper
RT 74 O. Franklin
TE 86 D. Fells
TE 75 C. Clark
QB 8 K. Orton
FB 46 S. Larsen
RB 23 W. McGahee

DEFENSE

LDE 91 R. Ayers
NT 77 B. Bunkley
RDE 92 E. Dumervil
SLB 58 V. Miller
MLB 52 W. Woodyard
WLB 55 D. Williams
LCB 41 C. Vaughn
CB 29 J. Wilhite
RCB 21 A. Goodman
SS 20 B. Dawkins
FS 26 R. Moore

BRONCOS SUBSTITUTIONS: P 4 B.Colquitt, K 5 M.Prater, WR 12 M.Willis, QB 15 T.Tebow, WR 17Q.Cosby, CB 25 C.Harris, RB 27 K.Moreno, S 28 Q.Carter, S 30 D.Bruton, RB 35 L.Ball, WLB 52 W.Woodyard, MLB 56 N.Irving, MLB 57 M.Haggan, LS 66 L.Paxton, G 71 R.Hochstein, TE 81 D.Rosario, TE 85 V.Green, WR 87 E.Decker, DE 90 J.Hunter, DE 95 D.Harvey, DT 96 M.Unrein, DT 98 R.McBean, DT 99 K.Vickerson. **DID NOT PLAY:** QB 9 B. Quinn. **INACTIVE:** WR 19 E.Royal, CB 24 C.Bailey, G 65 M.Ramirez, T 76 T.Hills, DT 79 M.Thomas, TE 80 J.Thomas, WR 88 D.Thomas.

GREEN BAY PACKERS

OFFENSE

WR 85 G. Jennings
LT 76 C. Clifton
LG 70 T. Lang
C 63 S. Wells
RG 71 J. Sitton
RT 74 M. Newhouse
TE 88 J. Finley
WR 80 D. Driver
WR 87 J. Nelson
QB 12 A. Rodgers
RB 44 J. Starks

DEFENSE

LDE 79 R. Pickett
NT 90 B. Raji
RDE 94 J. Wynn
LOLB 52 C. Matthews
BLB 50 A. Hawk
MLB 55 D. Bishop
ROLB 93 E. Walden
LCB 21 C. Woodson
RCB 38 T. Williams
SS 26 C. Peprah
FS 42 M. Burnett

PACKERS SUBSTITUTIONS: K 2 M.Crosby, P 8 T.Masthay, QB 10 M.Flynn, WR 18 R.Cobb, RB 20 A.Green, CB 22 P.Lee, CB/S 24 J.Bush, FB 30 J.Kuhn, CB 37 S.Shields, S 43 M.Jennings, LB 49 R.Francois, LB 51 D.Smith, LS 61 B.Goode, C/G 62 E.Dietrich-Smith, T/G 78 D.Sherrod, TE 81 A.Quarless, TE 82 R.Taylor, TE 83 T.Crabtree, TE 84 D.Williams, WR 89 J.Jones, NT 95 H.Green, LB 97 V.So'oto, DE 98 C.Wilson. **DID NOT PLAY:** CB 31 D. House. **INACTIVE:** RB 25 R.Grant, S 36 N.Collins, LB 57 J.Lattimore, LB 58 F.Zombo, LB 59 B.Jones, T 75 B.Bulaga, DE 96 M.Neal.

		1	2	3	4	OT	TOTAL	FIELD GOALS (made () missed)	
VISITOR	Denver Broncos	3	14	0	6	—	23	M. Prater (27)	
HOME	Green Bay Packers	14	14	14	7	—	49		
Team	Qtr	Clock Time	PLAY DESCRIPTION (Extra Point) (Drive Info)					SCORE	
								Visitor	Home
BRONCOS	1	5:22	M. Prater 27 yd. Field Goal (12-78, 6:28)					3	0
PACKERS	1	2:08	J. Nelson 50 yd. pass from A. Rodgers (M. Crosby kick) (6-79, 3:14)3					3	7
PACKERS	1	0:50	C. Woodson 30 yd. interception return (M. Crosby kick)					3	14
PACKERS	2	12:18	A. Rodgers 11 yd. run (M. Crosby kick) (7-53, 3:32)					3	21
BRONCOS	2	10:27	E. Decker 5 yd. pass from K. Orton (M. Prater kick) (4-69, 1:51)					10	21
BRONCOS	2	3:21	E. Decker 33 yd. pass from K. Orton (M. Prater kick) (8-71, 4:58)					17	21
PACKERS	2	0:24	G. Jennings 17 yd. pass from A. Rodgers (M. Crosby kick) (10-80, 2:57)					17	28
PACKERS	3	8:26	A. Rodgers 8 yd. run (M. Crosby kick) (12-80, 6:34)					17	35
PACKERS	3	1:12	J. Jones 16 yd. pass from A. Rodgers (M. Crosby kick) (5-86, 3:25)					17	42
PACKERS	4	7:46	D. Driver 8 yd. pass from A. Rodgers (M. Crosby kick) (8-46, 4:09)					17	49
BRONCOS	4	3:02	D. Fells 7 yd. pass from K. Orton (run failed) (12-78, 4:44)					23	49

FINAL INDIVIDUAL STATISTICS																								
Denver Broncos									Green Bay Packers															
RUSHING	ATT	YDS	AVG	LG	TD	RUSHING	ATT	YDS	AVG	LG	TD	RUSHING	ATT	YDS	AVG	LG	TD							
W. McGahee	15	103	6.9	28	0	J. Starks	13	63	4.8	22	0	A. Rodgers	9	36	4.0	11	2							
K. Orton	2	7	3.5	8	0	A. Rodgers	9	36	4.0	11	2	A. Green	3	11	3.7	8	0							
L. Ball	2	5	2.5	6	0	A. Green	3	11	3.7	8	0	J. Kuhn	1	3	3.0	3	0							
K. Moreno	2	4	2.0	4	0	J. Kuhn	1	3	3.0	3	0	M. Flynn	2	-2	-1.0	-1	0							
E. Decker	1	1	1.0	1	0	M. Flynn	2	-2	-1.0	-1	0													
T. Tebow	1	-1	-1.0	-1	0																			
TOTAL	23	119	5.2	28	0	TOTAL	28	111	4.0	22	2													
TKD/									TKD/															
PASSING	ATT	CMP	YDS	YD	TD	LG	IN	Rtg.	PASSING	ATT	CMP	YDS	YD	TD	LG	IN	Rtg.							
K. Orton	32	22	273	1/8	3	44	3	87.1	A. Rodgers	38	29	408	2/12	4	61	1	134.5							
									M. Flynn	1	0	0	0/0	0	0	1	0.0							
TOTAL	32	22	273	1/8	3	44	3	87.1	TOTAL	39	29	408	2/12	4	61	2	120.5							
PASS RECEIVING	NO	YDS	AVG	LG	TD	PASS RECEIVING	NO	YDS	AVG	LG	TD	PASS RECEIVING	NO	YDS	AVG	LG	TD							
B. Lloyd	8	136	17.0	44	0	G. Jennings	7	103	14.7	43	1	G. Jennings	7	103	14.7	43	1							
E. Decker	5	56	11.2	33	2	J. Nelson	5	91	18.2	50	1	J. Nelson	5	91	18.2	50	1							
D. Fells	2	29	14.5	22	1	J. Starks	5	38	7.6	16	0	J. Starks	5	38	7.6	16	0							
W. McGahee	2	10	5.0	5	0	J. Jones	3	48	16.0	18	1	J. Jones	3	48	16.0	18	1							
M. Willis	1	15	15.0	15	0	J. Finley	3	28	9.3	16	0	J. Finley	3	28	9.3	16	0							
V. Green	1	8	8.0	8	0	D. Driver	3	20	6.7	8	1	D. Driver	3	20	6.7	8	1							
K. Moreno	1	7	7.0	7	0	R. Cobb	2	75	37.5	61	0	R. Cobb	2	75	37.5	61	0							
L. Ball	1	6	6.0	6	0	J. Kuhn	1	5	5.0	5	0	J. Kuhn	1	5	5.0	5	0							
S. Larsen	1	6	6.0	6	0																			
TOTAL	22	273	12.4	44	3	TOTAL	29	408	14.1	61	4	TOTAL	29	408	14.1	61	4							
INTERCEPTIONS	NO	YDS	AVG	LG	TD	INTERCEPTIONS	NO	YDS	AVG	LG	TD	INTERCEPTIONS	NO	YDS	AVG	LG	TD							
R. Moore	1	18	18.0	18	0	S. Shields	1	60	60.0	60	0	S. Shields	1	60	60.0	60	0							
J. Wilhite	1	2	2.0	2	0	C. Woodson	1	30	30.0	30	1	C. Woodson	1	30	30.0	30	1							
						C. Peprah	1	2	2.0	2	0	C. Peprah	1	2	2.0	2	0							
TOTAL	2	20	10.0	18	0	TOTAL	3	92	30.7	60	1	TOTAL	3	92	30.7	60	1							
PUNTING	NO	YDS	AVG	NET	TB	IN20	LG	PUNTING	NO	YDS	AVG	NET	TB	IN20	LG	PUNTING	NO	YDS	AVG	NET	TB	IN20	LG	
B. Colquitt	2	98	49.0	45.5	0	0	53	T. Mathsay	1	49	49.0	49.0	0	0	49	T. Mathsay	1	49	49.0	49.0	0	0	49	
TOTAL	2	98	49.0	45.5	0	0	53	TOTAL	1	49	49.0	49.0	0	0	49	TOTAL	1	49	49.0	49.0	0	0	49	
PUNT RETURNS	NO	YDS	AVG	FC	LG	TD	PUNT RETURNS	NO	YDS	AVG	FC	LG	TD	PUNT RETURNS	NO	YDS	AVG	FC	LG	TD				
[DOWNED]	1	0	0.0	0	—	0	R. Cobb	2	7	3.5	0	7	0	R. Cobb	2	7	3.5	0	7	0				
RETURNS	0	0	0.0	0	—	0	RETURNS	2	7	3.5	0	7	0	RETURNS	2	7	3.5	0	7	0				
KICKOFF RETURNS	NO	YDS	AVG	FC	LG	TD	KICKOFF RETURNS	NO	YDS	AVG	FC	LG	TD	KICKOFF RETURNS	NO	YDS	AVG	FC	LG	TD				
Q. Cosby	4	115	28.8	0	37	0	R. Cobb	2	59	29.5	0	30	0	R. Cobb	2	59	29.5	0	30	0				
C. Vaughn	1	31	31.0	0	31	0	[OUT OF BOUNDS]	1	0	0.0	0	—	0	[OUT OF BOUNDS]	1	0	0.0	0	—	0				
[TOUCHBACK]	2	0	0.0	0	—	0	[TOUCHBACK]	2	0	0.0	0	—	0	[TOUCHBACK]	2	0	0.0	0	—	0				
RETURNS	5	146	29.2	0	37	0	RETURNS	2	59	29.5	0	30	0	RETURNS	2	59	29.5	0	30	0				
Denver Broncos	Own	Opp.	Out	Green Bay Packers	Own	Opp.	Out	Denver Broncos	Own	Opp.	Out	Green Bay Packers	Own	Opp.	Out	Denver Broncos	Own	Opp.	Out					
FUMBLES	Fum	Lost	Rec.	Yds	TD	FF	Rec.	Yds	TD	Bnds	FUMBLES	Fum	Lost	Rec.	Yds	TD	Bnds	FUMBLES	Fum	Lost	Rec.	Yds	TD	Bnds
D. Fells	1	1	0	0	0	0	0	0	0	0	D. Bishop	0	0	0	0	0	1	0	0	0	0	0	0	0
											M. Burnett	0	0	0	0	0	1	10						
TOTAL	1	1	0	0	0	0	0	0	0	0	TOTAL	0	0	0	0	0	1	1	10	0	0	0	0	0

FINAL TEAM STATISTICS													
	BRONCOS				PACKERS					BRONCOS			
TOTAL FIRST DOWNS	18				26				FGs - PATs Had Blocked	0-0			
By Rushing	5				7				Net Punting Average	45.5			
By Passing	13				18				TOTAL RETURN YARDAGE (Not Including Kickoffs)	20			
By Penalty	0				1				No. and Yards Punt Returns	0-0			
THIRD DOWN EFFICIENCY	4-11-36%				9-13-69%				No. and Yards Kickoff Returns	5-146			
FOURTH DOWN EFFICIENCY	1-1-100%				0-1-0%				No. and Yards Interception Returns	2-20			
TOTAL NET YARDS	384				507				PENALTIES Number and Yards	3-24			
Total Offensive Plays (inc. times thrown passing)	56				69				FUMBLES Number and Lost	1-1			
Average gain per offensive play	6.9				7.3				TOUCHDOWNS	3			
NET YARDS RUSHING	119				111				Rushing	0			
Total Rushing Plays	23				28				Passing	3			
Average gain per rushing play	5.2				4.0				Returns	0			
Tackles for a loss-number and yards	2-2				1-1				EXTRA POINTS Made-Attempts	2-3			
NET YARDS PASSING	265				396				Kicking Made-Attempts	2-2			
Times thrown - yards lost attempting to pass	1-8				2-12				Rushing Made-Attempts	0-1			
Gross yards passing	273				408				FIELD GOALS Made-Attempts	1-1			
PASS ATTEMPTS-COMPLETIONS-HAD INTERCEPTED	32-22-3				39-29-2				RED ZONE EFFICIENCY	2-3-67%			
Avg gain per pass play (inc.# thrown passing)	8.0				9.7				GOAL TO GO EFFICIENCY	2-2-100%			
KICKOFFS Number-In End Zone-Touchbacks	5-4-2				8-7-2				SAFETIES	0			
PUNTS Number and Average	2-49.0				1-49.0				FINAL SCORE	23			
Had Blocked	0				0				TIME OF POSSESSION	26:59			
										33:01			

BRONCOS DEFENSIVE STATISTICS																	
(Press Box Totals)																	
PLAYER	UT	A	TT	S-YDS	I-YDS	PD	FF	FR	PLAYER	UT	A	TT	S-YDS	I-YDS	PD	FF	FR
D. Williams	7	1	8	0-0	0-0	0	0	0	Q. Carter	2	0	2	0-0	0-0	0	0	0
W. Woodyard	4	2	6	0-0	0-0	0	0	0	J. Mays	2	0	2	0-0	0-0	0	0	0
B. Dawkins	3	3	6	0-0	0-0	0	0	0	M. Haggan	2	0	2	0-0	0-0	0	0	0
V. Miller	4	0	4	2-12	0-0	0	0	0	K. Vickerson	1	1	2	0-0	0-0	0	0	0
J. Wilhite	4	0	4	0-0	1-2	1	0	0	R. Ayers	1	1	2	0-0	0-0	0	0	0
R. Moore	4	0	4	0-0	1-18	1	0	0	D. Harvey	1	1	2	0-0	0-0	0	0	0
C. Vaughn	3	1	4	0-0	0-0	0	0	0	M. Unrein	1	1	2	0-0	0-0	0	0	0
C. Harris	2	2	4	0-0	0-0	0	0	0	E. Dumervil	1	0	1	0-0	0-0	0	0	0
R. McBean	2	1	3	0-0	0-0	0	0	0	J. Hunter	0	1	1	0-0	0-0	0	0	0
									TEAM TOTALS	44	15	59	2-12	2-20	2	0	0



San Diego 29, Denver 24

Sunday, Oct. 9, 2011 • 2:16 p.m. MDT • Sports Authority Field at Mile High • Denver

WEATHER: Sunny, 52°, Wind NE 6 mph • TIME: 3:14 • ATTENDANCE: 74,895

Denver quarterback Tim Tebow led a second half charge, but the Broncos fell to the Chargers 29-24 in front of 74,895 at Sports Authority Field at Mile High. The second-year signal caller led Denver on two touchdown drives in the fourth quarter, but the Broncos' comeback attempt was spoiled by an incompletion in the end zone as time expired.

Stout defensive performances by both teams early in the game yielded just one offensive score, and a second half marked by a quarterback change and a bevy of big plays made for a thrilling finish. The Denver defense held the Chargers to one red zone touchdown in five attempts on the day and forced a pair of crucial turnovers to keep the game within reach.

Denver running back Willis McGahee notched his third 100-yard rushing performance of the season, carrying 16 times for 125 yards, and cornerback Cassius Vaughn returned his first career interception for a touchdown.

After forcing Denver to punt on its first offensive series, quarterback Phillip Rivers and San Diego marched to the Broncos' 6-yard line. After three plays failed to produce a touchdown, San Diego kicker Nick Novak converted a 24-yard field goal attempt to give the Chargers an early lead, 3-0.

An interception thrown by quarterback Kyle Orton on Denver's next possession was quickly answered by Vaughn, who stepped in front of a deflected pass intended for wide receiver Patrick Crayton and returned it 55 yards for a score to give the Broncos a 7-3 lead in the first quarter.

The teams traded field goals early in the second quarter before a 2-yard scramble by Rivers on 3rd-and-goal put the Chargers back in front, 13-10. The Chargers added a 28-yard field goal by Novak and a 42-yard touchdown pass from Rivers to wide receiver Malcolm Floyd in the final minute of the half, and San Diego took a 23-10 lead into the break.

Tebow started the second half for the Broncos, and the teams played a scoreless third quarter. Novak drilled a 51-yard field goal early in the fourth quarter to give San Diego a 26-10 lead.

The Broncos responded, as Tebow found the end zone on a 12-yard quarterback keeper. McGahee punched in the two-point conversion, cutting Denver's deficit to 26-18 with 8:54 remaining.

Defensive end Robert Ayers stripped Rivers on San Diego's next possession, and cornerback André Goodman recovered the fumble, setting the Broncos up in San Diego territory.

Tebow found running back Knowshon Moreno for a 28-yard touchdown to bring the Broncos to within two points, but a failed two-point conversion preserved that margin. After the Chargers added a field goal, Tebow led Denver 51 yards in 23 seconds, but his heave into the end zone on the game's final play fell incomplete.

OFFICIALS:

Referee — Gene Steratore (114); **Umpire** — Bill Schuster (129); **Head Linesman** — Wayne Mackie (106); **Line Judge** — Ron Marinucci (107); **Side Judge** — Mike Weatherford (116); **Field Judge** — Bob Waggoner (25); **Back Judge** — Dino Paganelli (105); **Replay** — Paul Weidner.

DENVER BRONCOS

OFFENSE

WR 84 B. Lloyd
LT 78 R. Clady
LG 68 Z. Beadles
C 50 J. Walton
RG 73 C. Kuper
RT 74 O. Franklin
TE 86 D. Fells
TE 75 C. Clark
TE 85 V. Green
QB 8 K. Orton
RB 23 W. McGahee

DEFENSE

LDE 91 R. Ayers
NT 77 B. Bunkley
DT 99 K. Vickerson
RDE 92 E. Dumervil
SLB 58 V. Miller
MLB 51 J. Mays
WLB 55 D. Williams
LCB 24 C. Bailey
RCB 21 A. Goodman
SS 20 B. Dawkins
FS 26 R. Moore

BRONCOS SUBSTITUTIONS: P 4 B.Colquitt, K 5 M.Prater, WR 12 M.Willis, QB 15 T.Tebow, WR 17 Q.Cosby, CB 25 C.Harris, RB 27 K.Moreno, S 28 Q.Carter, S 30 D.Bruton, RB 35 L.Ball, CB 41 C.Vaughn, FB 46 S.Larsen, WLB 52 W.Woodyard, MLB 56 N.Irving, MLB 57 M.Haggan, LS 66 L.Paxton, G 71 R.Hochstein, DT 79 M.Thomas, TE 81 D.Rosario, WR 87 E.Decker, DE 90 J.Hunter, DE 95 D.Harvey, DT 98 R.McBean. **DID NOT PLAY:** QB 9 B. Quinn. **INACTIVE:** WR 19 E.Royal, CB 29 J.Wilhite, G 65 M.Ramirez, T 76 T.Hills, TE 80 J.Thomas, WR 88 D.Thomas, DT 96 M.Unrein.

SAN DIEGO CHARGERS

OFFENSE

WR 80 M. Floyd
LT 73 M. McNeill
LG 68 K. Dielman
C 61 N. Hardwick
RG 65 L. Vasquez
RT 66 J. Clary
TE 81 R. McMichael
WR 83 V. Jackson
QB 17 P. Rivers
TE 82 K. Sperry
RB 24 R. Mathews

DEFENSE

RE 94 C. Liuget
DT 71 A. Garay
LE 92 V. Martin
OLB 95 S. Phillips
ILB 51 T. Spikes
ILB 56 D. Butler
OLB 99 T. LaBoy
RCB 20 A. Cason
LCB 23 Q. Jammer
SS 28 S. Gregory
FS 32 E. Weddle

SAN DIEGO SUBSTITUTIONS: P 5 M.Scifres, K 9 N.Novak, WR 12 P.Crayton, WR 15 R.Goodman, FB 22 J.Hester, S 25 D.Stuckey, S 27 P.Oliver, CB 33 D.Hughes, FB 35 M.Tolbert, CB-KR 38 M.Gilchrist, LS 47 M.Windt, OLB 52 L.English, LB 54 S.Cooper, LB 58 N.Diggs, LB 59 A.Gachkar, C-G 62 B.Dombrowski, C-G 63 S.Mruczkowski, C 69 T.Green, DT 76 C.Thomas, WR 86 V.Brown, DE 90 T.Harris, DL 91 O.Nwagbuo, LB 98 A.Barnes. **DID NOT PLAY:** QB 7 B. Volek. **INACTIVE:** WR 13 B.Walters, CB 29 S.Wright, RB 40 J.Todman, LB 53 D.Gamble, DE 74 J.Cesaire, TE 85 A.Gates, DT 93 L.Castillo.

		1	2	3	4	OT	TOTAL	FIELD GOALS (made () missed)
VISITOR	San Diego Chargers	6	17	0	16	—	29	N. Novak (24) (32) (28) (51) (35)
HOME	Denver Broncos	7	3	0	14	—	24	M. Prater (35)

Team	Qtr	Clock Time	PLAY DESCRIPTION (Extra Point) (Drive Info)	SCORE
				Visitor Home
CHARGERS	1	8:37	N. Novak 24 yd. Field Goal (9-46, 4:54)	3 0
BRONCOS	1	5:58	C. Vaughn 55 yd. interception return (M. Prater kick)	3 7
CHARGERS	1	0:45	N. Novak 32 yd. Field Goal (10-66, 5:13)	6 7
BRONCOS	2	11:10	M. Prater 35 yd. Field Goal (11-63, 4:35)	6 10
CHARGERS	2	7:19	P. Rivers 2 yd. run (N. Novak kick) (7-80, 3:51)	13 10
CHARGERS	2	1:47	N. Novak 28 yd. Field Goal (8-56, 3:42)	16 10
CHARGERS	2	0:13	M. Floyd 42 yd. pass from P. Rivers (N. Novak kick) (5-54, 0:49)	23 10
CHARGERS	4	13:35	N. Novak 51 yd. Field Goal (9-30, 4:13)	26 10
BRONCOS	4	6:35	T. Tebow 12 yd. run (W. McGahee run) (4-51, 2:19)	26 18
BRONCOS	4	3:19	K. Moreno 28 yd. pass from T. Tebow (pass failed) (3-41, 1:19)	26 24
CHARGERS	4	0:24	N. Novak 35 yd. Field Goal (9-63, 2:55)	29 24

FINAL INDIVIDUAL STATISTICS																					
San Diego Chargers									Denver Broncos												
RUSHING	ATT	YDS	AVG	LG	TD				RUSHING	ATT	YDS	AVG	LG	TD							
R. Mathews	24	125	5.2	36	0				W. McGahee	16	125	7.8	28	0							
J. Hester	11	47	4.3	16	0				T. Tebow	6	38	6.3	12	1							
M. Tolbert	5	24	4.8	13	0				K. Orton	1	-1	-1.0	-1	0							
P. Rivers	3	10	3.3	6	1																
TOTAL	43	206	4.8	36	1				TOTAL	23	162	7.0	28	1							
PASSING	ATT	CMP	YDS	TKD/YD	TD	LG	IN	Rtg.	PASSING	ATT	CMP	YDS	TKD/YD	TD	LG	IN	Rtg.				
P. Rivers	29	18	250	5/38	1	42	1	86.9	K. Orton	13	6	34	0/0	0	10	1	21.0				
									T. Tebow	10	4	79	0/0	1	31	0	101.7				
TOTAL	29	18	250	5/38	1	42	1	86.9	TOTAL	23	10	113	0/0	1	31	1	55.2				
PASS RECEIVING			NO	YDS	AVG	LG	TD				PASS RECEIVING			NO	YDS	AVG	LG	TD			
R. McMichael			4	29	7.3	12	0				D. Fells			3	47	15.7	31	0			
M. Floyd			3	100	33.3	42	1				K. Moreno			3	40	13.3	28	1			
V. Jackson			3	34	11.3	14	0				E. Decker			2	-4	-2.0	0	0			
M. Tolbert			3	25	8.3	17	0				B. Lloyd			1	20	20.0	20	0			
J. Hester			2	13	6.5	9	0				D. Rosario			1	10	10.0	10	0			
K. Sperry			1	32	32.0	32	0														
P. Crayton			1	10	10.0	10	0														
R. Mathews			1	7	7.0	7	0														
TOTAL			18	250	13.9	42	1				TOTAL			10	113	11.3	31	1			
INTERCEPTIONS			NO	YDS	AVG	LG	TD				INTERCEPTIONS			NO	YDS	AVG	LG	TD			
D. Butler			1	2	2.0	2	0				C. Vaughn			1	55	55.0	55	1			
TOTAL			1	2	2.0	2	0				TOTAL			1	55	55.0	55	1			
PUNTING	NO	YDS	AVG	NET	TB	IN20	LG				PUNTING	NO	YDS	AVG	NET	TB	IN20	LG			
M. Scifres	3	147	49.0	36.7	0	1	57				B. Colquitt	6	322	53.7	42.8	0	1	60			
TOTAL	3	147	49.0	36.7	0	1	57				TOTAL	6	322	53.7	42.8	0	1	60			
PUNT RETURNS			NO	YDS	AVG	FC	LG	TD				PUNT RETURNS			NO	YDS	AVG	FC	LG	TD	
P. Crayton			5	65	13.0	1	29	0				Q. Cosby			2	37	18.5	1	22	0	
[OUT OF BOUNDS]			1	0	0.0	0	—	0													
RETURNS			5	65	13.0	1	29	0				RETURNS			2	37	18.5	1	22	0	
KICKOFF RETURNS			NO	YDS	AVG	FC	LG	TD				KICKOFF RETURNS			NO	YDS	AVG	FC	LG	TD	
[TOUCHBACK]			5	0	0.0	0	—	0				Q. Cosby			1	28	28.0	0	28	0	
												[TOUCHBACK]			7	0	0.0	0	—	0	
RETURNS			0	0	0.0	0	—	0				RETURNS			1	28	28.0	0	28	0	
San Diego Chargers	Own				Opp.				Out	Denver Broncos	Own				Opp.				Out		
FUMBLES	Fum	Lost	Rec.	Yds	TD	FF	Rec.	Yds	TD	Bnds	FUMBLES	Fum	Lost	Rec.	Yds	TD	FF	Rec.	Yds	TD	Bnds
P. Rivers	2	1	1	0	0	0	0	0	0	0	R. Ayers	0	0	0	0	0	1	0	0	0	0
											A. Goodman	0	0	0	0	0	0	1	0	0	0
TOTAL	2	1	1	0	0	0	0	0	0	0	TOTAL	0	0	0	0	0	1	1	0	0	0

FINAL TEAM STATISTICS												
	CHARGERS	BRONCOS		CHARGERS	BRONCOS							
TOTAL FIRST DOWNS	25	13	FGs - PATs Had Blocked	0-0	0-0							
By Rushing	11	8	Net Punting Average	36.7	42.8							
By Passing	11	5	TOTAL RETURN YARDAGE (Not Including Kickoffs)	67	92							
By Penalty	3	0	No. and Yards Punt Returns	5-65	2-37							
THIRD DOWN EFFICIENCY	8-16-50%	2-9-22%	No. and Yards Kickoff Returns	0-0	1-28							
FOURTH DOWN EFFICIENCY	0-0-0%	0-0-0%	No. and Yards Interception Returns	1-2	1-55							
TOTAL NET YARDS	418	275	PENALTIES Number and Yards	0-0	4-53							
Total Offensive Plays (inc. times thrown passing)	77	46	FUMBLES Number and Lost	2-1	0-0							
Average gain per offensive play	5.4	6.0	TOUCHDOWNS	2	3							
NET YARDS RUSHING	206	162	Rushing	1	1							
Total Rushing Plays	43	23	Passing	1	1							
Average gain per rushing play	4.8	7.0	Interceptions	0	1							
Tackles for a loss-number and yards	1-5	1-3	EXTRA POINTS Made-Attempts	2-2	2-3							
NET YARDS PASSING	212	113	Kicking Made-Attempts	2-2	1-1							
Times thrown - yards lost attempting to pass	5-38	0-0	Passing Made-Attempts	0-0	0-1							
Gross yards passing	250	113	Passing Made-Attempts	0-0	1-1							
PASS ATTEMPTS-COMPLETIONS-HAD INTERCEPTED	29-18-1	23-10-1	FIELD GOALS Made-Attempts	5-5	1-1							
Avg gain per pass play (inc.# thrown passing)	6.2	4.9	RED ZONE EFFICIENCY	1-2-50%	1-2-50%							
KICKOFFS Number-In End Zone-Touchbacks	8-8-7	5-5-5	GOAL TO GO EFFICIENCY	1-2-50%	0-0-0%							
PUNTS Number and Average	3-49.0	6-53.7	SAFETIES	0	0							
Had Blocked	0	0	FINAL SCORE	29	24							
			TIME OF POSSESSION	40:08	19:52							

BRONCOS DEFENSIVE STATISTICS																	
(Press Box Totals)																	
PLAYER	UT	A	TT	S-YDS	I-YDS	PD	FF	FR	PLAYER	UT	A	TT	S-YDS	I-YDS	PD	FF	FR
J. Mays	8	1	9	0-0	0-0	0	0	0	R. McBean	2	1	3	1-7	0-0	0	0	0
D. Williams	7	2	9	1-8	0-0	0	0	0	R. Moore	2	1	3	0-0	0-0	0	0	0
M. Thomas	6	2	8	0-0	0-0	0	0	0	V. Miller	2	0	2	1-6	0-0	0	0	0
W. Woodyard	6	1	7	0-0	0-0	0	0	0	J. Hunter	2	0	2	0-0	0-0	0	0	0
Q. Carter	5	0	5	0-0	0-0	0	0	0	M. Haggan	1	1	2	0-0	0-0	0	0	0
C. Bailey	4	1	5	0-0	0-0	1	0	0	K. Vickerson	1	0	1	0-0	0-0	0	0	0
R. Ayers	3	2	5	1-0	0-0	0	1	0	D. Harvey	0	1	1	0-0	0-0	0	0	0
A. Goodman	4	0	4	0-0	0-0	1	0	1	B. Dawkins	0	0	0	0-0	0-0	1	0	0
C. Vaughn	3	0	3	0-0	1-55	2	0	0	Team Sacks	1	0	1	1-17	0-0	0	0	0
E. Dumervil	3	0	3	0-0	0-0	0	0	0	TEAM TOTALS	60	13	72	5-38	1-55	5	1	1



Denver 18, Miami 15 OT

Sunday, Oct. 23, 2011 • 1:02 p.m. EDT • Sun Life Stadium • Miami Gardens, Fla.

WEATHER: Sunny, 77°, Wind NNW 9 mph • TIME: 3:23 • ATTENDANCE: 63,800

The Denver Broncos overcame a 15-point deficit with 2:53 remaining and stunned the Miami Dolphins in overtime, earning the franchise's 400th regular-season win in thrilling fashion.

The Broncos became the first team since the 1970 NFL merger to win a game when trailing by 15 or more points with less than three minutes remaining in regulation.

Quarterback Tim Tebow, who completed 13-of-27 passes for 161 yards with a pair of touchdowns and ran for 65 yards on eight carries, led the late-game charge.

Tight end Daniel Fells was instrumental on the Broncos' final series of regulation, and kicker Matt Prater shook off two missed field goals early in the first half, converting a crucial onside kick in the fourth quarter and connecting on the third-longest overtime game-winning field goal in NFL history—a 52-yarder—to deliver the Broncos their second win of the season.

The first half was marked by solid defensive play by both teams, as the offenses combined for seven punts and just two red zone trips. The Broncos defense held quarterback Matt Moore and the Dolphins in check early, and Miami's only points of the first half came on a pair of field goals by kicker Dan Carpenter.

Denver's offense struggled to gain momentum in the first half, moving the ball into Miami territory just three times. Prater sent two field goal attempts wide, and a lack of significant offensive production left the Broncos trailing 6-0 at the half.

After a scoreless third quarter, Moore connected with tight end Anthony Fasano for a 16-yard touchdown on the first play of the fourth quarter to open up a 12-0 lead, but a failed two-point conversion left the door open for Denver. The Dolphins added a field goal on their next possession to extend the lead to 15-0 with 7:34 remaining.

The Denver offense caught fire in the final 5:23, putting together its two longest drives of the game and scoring 15 unanswered points. Tebow led the Broncos 80 yards in eight plays and found wide receiver Demaryius Thomas in the end zone to cut the deficit to 15-7.

Tight end Virgil Green recovered Prater's ensuing onside kick, and the Broncos marched 56 yards in 10 plays and found the end zone on a screen pass from Tebow to Fells, who made a diving catch two plays earlier. After a successful two-point conversion on a run by Tebow, the Broncos forced overtime.

In overtime, linebacker D.J. Williams strip-sacked Moore and recovered the fumble well within Prater's field goal range, and the veteran kicker drilled the game-winning 52-yard kick.

OFFICIALS:

Referee — Clete Blakeman (34); **Umpire** — Garth DeFelice (53); **Head Linesman** — Tony Veteri (36); **Line Judge** — Jeff Seeman (45); **Side Judge** — Greg Meyer (78); **Field Judge** — Buddy Horton (82); **Back Judge** — Terrence Miles (111); **Replay** — Dick Creed.

DENVER BRONCOS

OFFENSE

WR 87 E. Decker
LT 78 R. Clady
LG 68 Z. Beadles
C 50 J. Walton
RG 73 C. Kuper
RT 74 O. Franklin
TE 86 D. Fells
WR 19 E. Royal
QB 15 T. Tebow
RB 23 W. McGahee
FB 46 S. Larsen

DEFENSE

LDE 98 R. McBean
DT 79 M. Thomas
RDE 92 E. Dumervil
SLB 58 V. Miller
MLB 52 W. Woodyard
WLB 55 D. Williams
LCB 24 C. Bailey
RCB 21 A. Goodman
SS 20 B. Dawkins
FS 28 Q. Carter
CB 29 J. Willhite

BRONCOS SUBSTITUTIONS: P 4 B.Colquitt, K 5 M.Prater, WR 12 M.Willis, WR 17 Q.Cosby, CB 25 C.Harris, S 26 R.Moore, RB 27 K.Moreno, S 30 D.Bruton, RB 35 L.Ball, CB 41 C.Vaughn, MLB 51 J.Mays, MLB 56 N.Irving, MLB 57 M.Haggan, LS 66 L.Paxton, G 71 R.Hochstein, T 75 C.Clark, DT 77 B.Bunkley, TE 81 D.Rosario, TE 85 V.Green, WR 88 D.Thomas, DE 90 J.Hunter, DE 91 R.Ayers, DT 96 M.Unrein. **DID NOT PLAY:** QB 8 K. Orton. **INACTIVE:** QB 9 B.Quinn, S 36 R.Bush, FB 45 Q.Johnson, G 65 M.Ramirez, T 76 T.Hills, TE 80 J.Thomas, DE 95 D.Harvey.

MIAMI DOLPHINS

OFFENSE

WR 19 B. Marshall
LT 77 J. Long
LG 68 R. Incognito
C 51 M. Pouncey
RG 72 V. Carey
RT 71 M. Colombo
TE 80 A. Fasano
WR 82 B. Hartline
QB 8 M. Moore
RB 22 R. Bush
WR 15 D. Bess

DEFENSE

LE 70 K. Langford
NT 96 P. Soliai
RE 94 R. Starks
SLB 55 K. Misi
ILB 58 K. Dansby
ILB 56 K. Burnett
WLB 91 C. Wake
LCB 24 S. Smith
RCB 21 V. Davis
FS 29 T. Culver
SS 37 Y. Bell

DOLPHINS SUBSTITUTIONS: P 2 B.Fields, K 5 D.Carpenter, WR 10 E.Gates, WR 14 Mar.Moore, CB 25 W.Allen, RB 26 L.Hilliard, CB 27 J.Wilson, CB 28 N.Carroll, FS 30 C.Clemons, FB/TE 31 C.Clay, RB 33 D.Thomas, S 42 G.Alexander, LB 50 M.Mitchell, LB 53 A.Spitler, OG 74 J.Jerry, OT 75 N.Garner, DT 78 T.McDaniel, TE 88 J.Mastrud, LS 92 J.Denney, LB 93 J.Trusnik, DT 95 I.Olshansky, DE 98 J.Odrick, LB 99 J.Taylor. **DID NOT PLAY:** QB 4 S. Rosenfels. **INACTIVE:** S 20 R. Jones, RB 23 S.Slaton, LB 59 I.Alama-Francis, T 61 W.Barker, G/C 62 R.Cook, TE 89 W.Yeatman, DE 97 P.Merling.

		1	2	3	4	OT	TOTAL	FIELD GOALS (made () missed)		
VISITOR	Denver Broncos	0	0	0	15	3	18	M. Prater	49WR	43WL (52)
HOME	Miami Dolphins	0	6	0	9	0	15	D. Carpenter	(38)	(36) (43)
Team	Qtr	Clock Time	PLAY DESCRIPTION (Extra Point) (Drive Info)					SCORE		
DOLPHINS	2	14:14	D. Carpenter 38 yd. Field Goal (10-41, 2:26)					0	3	
DOLPHINS	2	2:41	D. Carpenter 36 yd. Field Goal (6-22, 3:13)					0	6	
DOLPHINS	4	14:54	A. Fasano 16 yd. Pass from M. Moore (passed failed) (11-72, 6:31)					0	12	
DOLPHINS	4	7:34	D. Carpenter 43 yd. Field Goal (9-50, 5:05)					0	15	
BRONCOS	4	2:44	D. Thomas 5 yd. pass from T. Tebow (M. Prater kick) (8-80, 2:39)					7	15	
BRONCOS	4	0:17	D. Fells 3 yd. pass from T. Tebow (T. Tebow run) (10-56, 2:27)					15	15	
BRONCOS	5	7:24	M. Prater 52 yd. Field Goal (4-2, 2:06)					18	15	

FINAL INDIVIDUAL STATISTICS																											
Denver Broncos										Miami Dolphins																	
RUSHING		ATT	YDS	AVG	LG	TD	RUSHING		ATT	YDS	AVG	LG	TD														
W. McGahee		18	76	4.2	12	0	D. Thomas		19	53	2.8	14	0														
T. Tebow		9	59	6.6	21	0	R. Bush		10	42	4.2	12	0														
K. Moreno		7	28	4.0	13	0	M. Moore		2	-1	-0.5	0	0														
L. Ball		6	14	2.3	5	0																					
TOTAL		40	177	4.4	21	0	TOTAL		31	94	3.0	14	0														
PASSING		ATT	CMP	YDS	TKD/ YD	TD	LG	IN	Rtg.	PASSING		ATT	CMP	YDS	TKD/ YD	TD	LG	IN	Rtg.								
T. Tebow		27	13	161	6/30	2	42	0	91.7	M. Moore		33	22	197	4/24	1	29	0	92.6								
TOTAL		27	13	161	6/30	2	42	0	91.7	TOTAL		33	22	197	4/24	1	29	0	92.6								
PASS RECEIVING				NO	YDS	AVG	LG	TD	PASS RECEIVING				NO	YDS	AVG	LG	TD										
D. Thomas				3	27	9.0	15	1	D. Bess				7	52	7.4	13	0										
D. Fells				2	31	15.5	28	1	B. Marshall				6	61	10.2	16	0										
E. Decker				2	21	10.5	16	0	B. Hartline				2	29	14.5	15	0										
E. Royal				2	14	7.0	7	0	A. Fasano				2	22	11.0	16	1										
K. Moreno				2	10	5.0	9	0	R. Bush				2	4	2.0	6	0										
M. Willis				1	42	42.0	42	0	D. Thomas				2	0	0.0	5	0										
S. Larsen				1	16	16.0	16	0	C. Clay				1	29	29.0	29	0										
TOTAL				13	161	12.4	42	2	TOTAL				22	197	9.0	29	1										
INTERCEPTIONS				NO	YDS	AVG	LG	TD	INTERCEPTIONS				NO	YDS	AVG	LG	TD										
TOTAL				0	0	0	—	0	TOTAL				0	0	0.0	0	0										
PUNTING		NO	YDS	AVG	NET	TB	IN20	LG	PUNTING		NO	YDS	AVG	NET	TB	IN20	LG										
B. Colquitt		9	435	48.3	41.4	0	2	66	B. Fields		8	397	49.6	39.0	2	3	64										
TOTAL		9	435	48.3	41.4	0	2	66	TOTAL		8	397	49.6	39.0	2	3	64										
PUNT RETURNS				NO	YDS	AVG	FC	LG	TD	PUNT RETURNS				NO	YDS	AVG	FC	LG	TD								
Q. Cosby				4	45	11.3	1	22	0	D. Bess				2	32	16.0	4	17	0								
[OUT OF BOUNDS]				1	0	0.0	0	—	0	R. Bush				2	30	15.0	0	16	0								
[TOUCHBACK]				2	0	0.0	0	—	0	[DOWNED]				1	0	0.0	0	—	0								
RETURNS				4	45	11.3	1	22	0	RETURNS				4	62	15.5	4	17	0								
KICKOFF RETURNS				NO	YDS	AVG	FC	LG	TD	KICKOFF RETURNS				NO	YDS	AVG	FC	LG	TD								
[TOUCHBACK]				5	0	0.0	0	—	0	[TOUCHBACK]				3	0	0.0	0	—	0								
RETURNS				0	0	0.0	0	—	0	RETURNS				0	0	0.0	0	—	0								
Denver Broncos				Own				Opp.				Miami Dolphins				Own				Opp.				Out			
FUMBLES	Fum	Lost	Rec.	Yds	TD	FF	Rec.	Yds	TD	Bnds	FUMBLES	Fum	Lost	Rec.	Yds	TD	FF	Rec.	Yds	TD	Bnds						
W. McGahee	1	1	0	0	0	0	0	0	0	0	M. Moore	2	1	1	-2	0	0	0	0	0	0						
T. Tebow	1	0	0	0	0	0	0	0	0	0	Culver	0	0	0	0	0	1	0	0	0	0						
M. Willis	0	0	1	0	0	0	0	0	0	0	K. Langford	0	0	0	0	0	1	0	0	0	0						
D. Williams	0	0	0	0	0	1	1	0	0	0	Y. Bell	0	0	0	0	0	0	1	0	0	0						
TOTAL	2	1	1	0	0	1	1	0	0	0	TOTAL	2	1														

FINAL TEAM STATISTICS					
	BRONCOS		DOLPHINS		
	BRONCOS	DOLPHINS	BRONCOS	DOLPHINS	
TOTAL FIRST DOWNS	18	15	FGs - PATs Had Blocked	0-0	0-0
By Rushing	9	5	Net Punting Average	41.4	39.0
By Passing	8	9	TOTAL RETURN YARDAGE (Not Including Kickoffs)	45	62
By Penalty	1	1	No. and Yards Punt Returns	4-45	4-62
THIRD DOWN EFFICIENCY	4-16-25%	3-14-21%	No. and Yards Kickoff Returns	0-0	0-0
FOURTH DOWN EFFICIENCY	0-0-0%	0-0-0%	No. and Yards Interception Returns	0-0	0-0
TOTAL NET YARDS	308	267	PENALTIES Number and Yards	5-30	2-20
Total Offensive Plays (inc. times thrown passing)	73	68	FUMBLES Number and Lost	2-1	2-1
Average gain per offensive play	4.2	3.9	TOUCHDOWNS	2	1
NET YARDS RUSHING	177	94	Rushing	0	0
Total Rushing Plays	40	31	Passing	2	1
Average gain per rushing play	4.4	3.0	EXTRA POINTS Made-Attempts	2-2	0-1
Tackles for a loss-number and yards	4-10	1-2	Kicking Made-Attempts	1-1	0-0
NET YARDS PASSING	131	173	Passing Made-Attempts	0-0	0-1
Times thrown - yards lost attempting to pass	6-30	4-24	Rushing Made-Attempts	1-1	0-0
Gross yards passing	161	197	FIELD GOALS Made-Attempts	1-3	3-3
PASS ATTEMPTS-COMPLETIONS-HAD INTERCEPTED	27-13-0	32-22-0	RED ZONE EFFICIENCY	2-2-100%	1-3-33%
Avg gain per pass play (inc.# thrown passing)	4.0	4.7	GOAL TO GO EFFICIENCY	1-1-100%	0-0-0%
KICKOFFS Number-In End Zone-Touchbacks	4-3-3	5-5-5	SAFETIES	0	0
PUNTS Number and Average	9-48.3	8-49.6	FINAL SCORE	18	15
Had Blocked	0	0	TIME OF POSSESSION	34:17	33:15

Broncos Defensive Statistics																	
(Press Box Totals)																	
Player	UT	A	TT	S-YDS	I-YDS	PD	FF	FR	Player	UT	A	TT	S-YDS	I-YDS	PD	FF	FR
J. Wilhite	10	1	11	0-0	0-0	0	0	0	A. Goodman	2	1	3	0-0	0-0	0	0	0
J. Mays	5	1	6	0-0	0-0	0	0	0	Q. Carter	2	0	2	0-0	0-0	0	0	0
R. McBean	3	3	6	0-0	0-0	0	0	0	M. Thomas	2	0	2	0-0	0-0	0	0	0
B. Dawkins	4	1	5	2-14	0-0	0	0	0	R. Ayers	1	1	2	0-0	0-0	0	0	0
V. Miller	3	2	5	1-3	0-0	0	0	0	M. Unrein	1	0	1	0-0	0-0	0	0	0
D. Williams	3	2	5	1-7	0-0	0	1	1	E. Dumervil	1	0	1	0-0	0-0	0	0	0
W. Woodyard	3	1	4	0-0	0-0	0	0	0	J. Hunter	0	1	1	0-0	0-0	0	0	0
C. Bailey	3	1	4	0-0	0-0	0	0	0	C. Harris	0	0	0	0-0	0-0	2	0	0
B. Bunkley	3	1	4	0-0	0-0	0	0	0	TEAM TOTALS	46	16	62	4-24	0-0	2	1	1



Detroit 45, Denver 10

Sunday, Oct. 30, 2011 • 2:10 p.m. MDT • Sports Authority Field at Mile High • Denver

WEATHER: Sunny, 56°, Wind NE 5 mph • TIME: 3:13 • ATTENDANCE: 74,977

The Denver Broncos were unable to ride momentum from a thrilling Week 7 win, falling to the Detroit Lions 45-10 in front of 74,977 at Sports Authority Field at Mile High.

Denver surrendered 45 consecutive points after producing a field goal on its opening possession and the Lions' defense converted two turnovers into touchdowns on the day.

In the first regular-season meeting between the teams in four years, quarterback Matthew Stafford and the Lions offense generated 385 total yards for an impressive 6.1 yards per play average. Stafford racked up 272 yards through the air and threw three touchdown passes, while wide receiver Calvin Johnson collected 125 receiving yards and a touchdown.

Running a variation of the spread offense, the Broncos marched 59 yards in 8 plays on their opening possession but settled for a 39-yard field goal by kicker Matt Prater after the drive stalled deep in Detroit territory.

The Lions' offense countered quickly, capping a 6-play, 80-yard scoring drive with a 41-yard touchdown pass from Stafford to wide receiver Titus Young to open up a 7-3 lead.

The Lions' Jason Hanson added a 50-yard field goal in the opening minute of the second quarter, and a balanced attack on Detroit's final two offensive series of the half produced a pair of touchdowns.

Stafford connected with tight end Tony Scheffler—who made a circus catch at the one-yard line earlier in the drive—for a one yard score and running back Maurice Morris punched capped Detroit's next drive with a one-yard run to give Detroit a 24-3 halftime lead.

The Lions kept quarterback Tim Tebow and the Broncos' offense in check in the first half, allowing just 57 yards of total offense after their opening series.

Detroit's defense came out strong in the second half, holding Denver to a three-and-out on its first possession. On the Broncos' next series, defensive end Cliff Avril strip-sacked Tebow and returned the fumble 24 yards for a touchdown to extend Detroit's lead to 31-3.

Stafford, who finished the day completing 21-of-31 passes (67.7%) for 267 yards with three touchdowns (130.8 rtg.), found Johnson for a 56-yard touchdown midway through the third quarter, and the Lions continued to roll.

Tebow led the Broncos on a 45-yard drive to the Detroit 8-yard line early in the fourth quarter but was intercepted at the goal line by corner back Chris Houston, who returned the pick 100 yards for a touchdown. Houston's touchdown capped a string of 45 consecutive points for the Lions, who led 45-3 at that point.

Tebow led the Broncos on a late nine-play, 80-yard drive with a 14-yard touchdown strike to wide receiver Eric Decker, but that would end the scoring for the day as the Lions left Denver with a 45-10 win.

OFFICIALS:

Referee — Walt Coleman (65); **Umpire** — Roy Ellison (81); **Head Linesman** — Ed Camp (134); **Line Judge** — Michael Spanier (90); **Side Judge** — Rick Patterson (15); **Field Judge** — Greg Gautreaux (80); **Back Judge** — Gre Yette (38); **Replay** — Bill Spykma.

DENVER BRONCOS

OFFENSE

WR 87 E. Decker
WR 88 D. Thomas
LT 78 R. Clady
LG 68 Z. Beadles
C 50 J. Walton
RG 73 C. Kuper
RT 74 O. Franklin
TE 86 D. Fells
WR 19 E. Royal
QB 15 T. Tebow
RB 27 K. Moreno

DEFENSE

LDE 98 R. McBean
DT 79 M. Thomas
RDE 92 E. Dumervil
SLB 58 V. Miller
MLB 52 W. Woodyard
WLB 55 D. Williams
LCB 24 C. Bailey
CB 25 C. Harris
RCB 21 A. Goodman
SS 20 B. Dawkins
FS 28 Q. Carter

BRONCOS SUBSTITUTIONS: P 4 B.Colquitt, K 5 M.Prater, WR 12 M.Willis, WR 17 Q.Cosby, S 26 R.Moore, CB 29 J.WilHITE, S 30 D.Bruton, RB 35 L.Ball, CB 41 C.Vaughn, FB 46 S.Larsen, MLB 51 J.Mays, MLB 56 N.Irving, MLB 57 M.Haggan, LS 66 L.Paxton, G 71 R.Hochstein, T 75 C.Clark, DT 77 B.Bunkley, TE 80 J.Thomas, TE 81 D.Rosario, TE 85 V.Green, DE 90 J.Hunter, DE 91 R.Ayers, DT 96 M.Unrein. **DID NOT PLAY:** QB 8 K. Orton. **INACTIVE:** QB 9 B.Quinn, RB 23 W.McGahee, S 36 R.Bush, FB 45 Q.Johnson, G 65 M.Ramirez, T 76 T.Hills, DE 95 D.Harvey.

DETROIT LIONS

OFFENSE

WR 13 N. Burleson
LT 76 J. Backus
LG 67 R. Sims
C 51 D. Raiola
RG 66 S. Peterman
RT 77 G. Cherilus
TE 87 B. Pettigrew
TE 85 T. Scheffler
WR 81 C. Johnson
QB 9 M. Stafford
RB 28 M. Morris

DEFENSE

LE 92 C. Avril
DT 90 N. Suh
DT 99 C. Williams
RE 93 K. Vanden Bosch
OLB 52 J. Durant
MLB 55 S. Tulloch
OLB 54 D. Levy
LCB 23 C. Houston
RCB 21 E. Wright
SS 42 A. Spivey
FS 26 L. Delmas

LIONS SUBSTITUTIONS: K 4 J.Hanson, P 6 R.Donahue, WR 11 S.Logan, QB 14 Sh.Hill, WR 16 T.Young, CB 27 A.Smith, S 29 J.Wendling, DB 30 A.Madison, CB 32 A.Berry, CB 33 B.McDonald, RB 34 K.Williams, RB 45 E.Buckley, LS 48 D.Muhlback, LB 57 D.Hogue, LB 58 A.Palmer, LB 59 B.Carpenter, G 65 D.Gandy, T 78 C.Hilliard, DE 79 W.Young, WR 80 M.Stovall, TE 89 W.Heller, DT 91 Sa.Hill, DE 94 L.Jackson, DT 96 A.Fluellen. **INACTIVE:** QB 5 D.Stanton, CB 31 D.Carey, S 43 C.Harris, RB 44 J.Best, T 70 J.Fox, WR 82 R.Davis, DT 98 N.Fairley.

		1	2	3	4	OT	TOTAL	FIELD GOALS (made () missed)	
VISITOR	Detroit Lions	7	17	14	7	—	45	J. Hanson (50)	
HOME	Denver Broncos	3	0	0	7	—	10	M. Prater (39)	
Team	Qtr	Clock Time	PLAY DESCRIPTION (Extra Point) (Drive Info)				SCORE		
BRONCOS	1	11:20	M. Prater 39 yd. Field Goal (8-59, 3:40)				0	3	
LIONS	1	8:40	T. Young 41 yd. pass from M. Stafford (J. Hanson kick) (6-80, 2:40)				7	3	
LIONS	2	14:44	J. Hanson 50 yd. Field Goal (7-57, 2:34)				10	3	
LIONS	2	4:11	T. Scheffler 1 yd. pass from M. Stafford (J. Hanson kick) (8-68, 4:39)				17	3	
LIONS	2	0:29	M. Morris 1 yd. run (J. Hanson kick) (7-49, 1:36)				24	3	
LIONS	3	13:26	C. Avril 24 yd. fumble return (J. Hanson kick)				31	3	
LIONS	3	6:18	C. Johnson 56 yd. pass from M. Stafford (J. Hanson kick) (2-67, 0:49)				38	3	
LIONS	4	12:04	C. Houston 100 yd. interception return (J. Hanson kick)				45	3	
BRONCOS	4	8:19	E. Decker 14 yd. pass from T. Tebow (M. Prater kick) (9-80, 3:45)				45	10	

FINAL INDIVIDUAL STATISTICS																		
Detroit Lions									Denver Broncos									
RUSHING	ATT	YDS	AVG	LG	TD	RUSHING	ATT	YDS	AVG	LG	TD							
M. Morris	13	58	4.5	12	1	K. Moreno	14	69	4.9	12	0							
K. Williams	11	25	2.3	10	0	T. Tebow	10	63	6.3	18	0							
M. Stafford	1	21	21.0	21	0	L. Ball	6	63	10.5	34	0							
N. Burleson																		
TOTAL	28	113	4.0	21	1	TOTAL	30	195	6.5	34	0							
PASSING	ATT	CMP	YDS	TKD/ YD	TD	LG	IN	Rtg.	PASSING	ATT	CMP	YDS	TKD/ YD	TD	LG	IN	Rtg.	
M. Stafford	30	21	267	2/9	3	56	0	130.8	T. Tebow	39	18	172	7/55	1	28	1	56.8	
TOTAL	32	22	272	2/9	3	56	0	126.0	TOTAL	39	18	172	7/55	1	28	1	56.8	
PASS RECEIVING			NO	YDS	AVG	LG	TD		PASS RECEIVING			NO	YDS	AVG	LG	TD		
C. Johnson			6	125	20.8	56	1		E. Decker			6	72	12.0	16	1		
T. Young			4	66	16.5	41	1		E. Royal			6	41	6.8	11	0		
N. Burleson			4	23	5.8	15	0		M. Willis			1	28	28.0	28	0		
T. Scheffler			3	38	12.7	28	1		D. Thomas			1	10	10.0	10	0		
B. Pettigrew			3	8	2.7	7	0		D. Rosario			1	7	7.0	7	0		
M. Morris			1	7	7.0	7	0		K. Moreno			1	5	5.0	5	0		
K. Williams			1	5	5.0	5	0		D. Fells			1	5	5.0	5	0		
									L. Ball			1	4	4.0	4	0		
TOTAL			22	272	12.4	56	3		TOTAL			18	172	9.6	28	1		
INTERCEPTIONS			NO	YDS	AVG	LG	TD		INTERCEPTIONS			NO	YDS	AVG	LG	TD		
C. Houston			1	100	100.0	100	1											
TOTAL			1	100	100.0	100	1		TOTAL			0	0	0.0	—	0		
PUNTING	NO	YDS	AVG	NET	TB	IN20	LG		PUNTING	NO	YDS	AVG	NET	TB	IN20	LG		
R. Donahue	7	284	40.6	33.7	1	1	52		B. Colquitt	7	353	50.4	46.1	0	1	57		
TOTAL	7	284	40.6	33.7	1	1	52		TOTAL	7	353	50.4	46.1	0	1	57		
PUNT RETURNS			NO	YDS	AVG	FC	LG	TD	PUNT RETURNS			NO	YDS	AVG	FC	LG	TD	
S. Logan			3	30	10.0	4	17	0	Q. Cosby			4	28	7.0	0	13	0	
									A. Goodman			1	0	0.0	0	0	0	
									[DOWNED]			1	0	0.0	0	—	0	
									[TOUCHBACK]			1	0	0.0	0	—	0	
RETURNS			3	30	10.0	4	17	0	RETURNS			5	28	5.6	0	13	0	
KICKOFF RETURNS			NO	YDS	AVG	FC	LG	TD	KICKOFF RETURNS			NO	YDS	AVG	FC	LG	TD	
[TOUCHBACK]			3	0	0.0	0	—	0	Q. Cosby			1	26	26.0	0	26	0	
									C. Vaughn			1	21	21.0	0	21	0	
									[TOUCHBACK]			6	0	0.0	0	—	0	
RETURNS			0	0	0.0	0	—	0	RETURNS			2	47	23.5	0	26	0	
Detroit Lions									Denver Broncos									
FUMBLES	Fum	Lost	Rec.	Yds	TD	Opp. FF	Rec.	Yds	TD	Bnds	FUMBLES	Fum	Lost	Rec.	Yds	TD	Bnds	
C. Avril	0	0	0	0	0	2	1	24	1	0	T. Tebow	3	1	2	-3	0	0	0
A. Smith	0	0	0	0	0	1	0	0	0	0	A. Goodman	1	0	1	0	0	0	0
L. Jackson	0	0	0	0	0	0	0	1	0	0	L. Ball	1	1	0	0	0	0	0
TOTAL	0	0	0	0	0	3	2	24	1	0	TOTAL	5	2	3	-3	0	0	0

FINAL TEAM STATISTICS												
	LIONS					BRONCOS						
TOTAL FIRST DOWNS	21					19					FGs - PATs Had Blocked	0-0
By Rushing	6					9					Net Punting Average	33.7
By Passing	13					9					TOTAL RETURN YARDAGE (Not Including Kickoffs)	130
By Penalty	2					1					No. and Yards Punt Returns	3-30
THIRD DOWN EFFICIENCY	4-12-33%					2-14-14%					No. and Yards Kickoff Returns	0-0
FOURTH DOWN EFFICIENCY	0-0-0%					0-3-0%					No. and Yards Interception Returns	1-100
TOTAL NET YARDS	376					312					PENALTIES Number and Yards	4-45
Total Offensive Plays (inc. times thrown passing)	62					76					FUMBLES Number and Lost	0-0
Average gain per offensive play	6.1					4.1					TOUCHDOWNS	6
NET YARDS RUSHING	113					195					Rushing	1
Total Rushing Plays	28					30					Passing	3
Average gain per rushing play	4.0					6.5					Interceptions	1
Tackles for a loss-number and yards	2-2					0-0					Fumbles	1
NET YARDS PASSING	263					117					EXTRA POINTS Made-Attempts	6-6
Times thrown - yards lost attempting to pass	2-9					7-55					Kicking Made-Attempts	6-6
Gross yards passing	272					172					FIELD GOALS Made-Attempts	1-1
PASS ATTEMPTS-COMPLETIONS-HAD INTERCEPTED	32-22-0					39-18-1					RED ZONE EFFICIENCY	2-2-100%
Avg gain per pass play (inc.# thrown passing)	7.7					2.5					GOAL TO GO EFFICIENCY	2-2-100%
KICKOFFS Number-In End Zone-Touchbacks	8-8-6					3-3-3					SAFETIES	0
PUNTS Number and Average	7-40.6					7-50.4					FINAL SCORE	45
Had Blocked	0					0					TIME OF POSSESSION	29:34

BRONCOS DEFENSIVE STATISTICS																	
(Press Box Totals)																	
PLAYER	UT	A	TT	S-YDS	I-YDS	PD	FF	FR	PLAYER	UT	A	TT	S-YDS	I-YDS	PD	FF	FR
C. Harris	6	3	9	0-0	0-0	0	0	0	Q. Carter	3	0	3	0-0	0-0	0	0	0
W. Woodyard	5	3	8	0-0	0-0	0	0	0	E. Dumervil	2	1	3	0-0	0-0	0	0	0
B. Bunkley	5	0	5	0-0	0-0	0	0	0	C. Bailey	2	0	2	0-0	0-0	1	0	0
A. Goodman	4	0	4	0-0	0-0	0	0	0	R. Moore	2	0	2	0-0	0-0	0	0	0
D. Williams	2	2	4	0-0	0-0	0	0	0	M. Thomas	1	0	1	0-0	0-0	0	0	0
R. McBean	3	0	3	1-2	0-0	0	0	0	J. Hunter	1	0	1	0-0	0-0	0	0	0
R. Ayers	3	0	3	1-7	0-0	0	0	0	B. Dawkins	0	0	0	0-0	0-0	1	0	0
V. Miller	3	0	3	0-0	0-0	0	0	0	TEAM TOTALS	42	9	51	2-9	0-0	2	0	0



Denver 38, Oakland 24

Sunday, Nov. 6, 2011 • 1:05 p.m. PST • O.co Coliseum • Oakland, Calif.

WEATHER: Partly Cloudy, 62°, Wind S 5 mph • TIME: 3:22 • ATTENDANCE: 58,125

The Denver Broncos racked up a season-high 299 rushing yards and forced three turnovers as they upended the Oakland Raiders, 38-24, in front of 58,125 at O.Co Coliseum.

Quarterback Tim Tebow and running back Willis McGahee each turned in 100-yard rushing performances, and wide receiver Eddie Royal returned his second career punt for a touchdown, helping the Broncos even the season series and pull to within one game of first place in the AFC West.

An exciting finish to the first quarter made way for an offensive frenzy in the final three frames as the Broncos scored 24 unanswered points to end the game.

Oakland drew first blood, marching 43 yards in seven plays before settling for a 48-yard field goal by kicker Sebastian Janikowski. The Broncos responded, however, putting together a 65-yard drive of their own that culminated with a 27-yard strike from Tebow to wide receiver Eric Decker, which gave Denver a 7-3 advantage after one quarter.

The second quarter belonged to quarterback Carson Palmer and the Raiders, who scored two touchdowns and held the Broncos to just 33 yards of total offense. Palmer utilized his backfield in the passing game, as he found running back Michael Bush for an 11-yard touchdown. Later in the quarter, he connected with fullback Marcel Reese for a 40-yard score to open up a 17-7 halftime lead.

Denver scored on its opening series of the third quarter, moving 80 yards in nine plays and capping the drive with a 26-yard touchdown pass from Tebow to Royal to trim the deficit to 17-14. Oakland answered on its next possession as Palmer pitched a strike to wide receiver Jacoby Ford, who snuck both feet in bounds, for an 18-yard score to extend the Raiders' lead to 10 points.

After a 43-yard field goal by kicker Matt Prater, rookie cornerback Chris Harris intercepted Palmer in Denver territory. McGahee took his next touch 60-yards for a touchdown as time expired in the third quarter, and the teams took a 24-24 tie into the fourth.

Denver broke the tie with an 85-yard punt return by Royal, who joined Decker as one of two Broncos on the season to record a touchdown by way of a reception and a punt return. McGahee added a 24-yard touchdown for good measure, and cornerback Champ Bailey erased any doubt about the outcome with his second interception of the day to seal Denver's 38-24 win.

OFFICIALS:

Referee — John Parry (132); **Umpire** — Dan Ferrell (64); **Head Linesman** — Derick Bowers (74); **Line Judge** — Rusty Baynes (59); **Side Judge** — Keith Washington (7); **Field Judge** — Scott Edwards (3); **Back Judge** — Perry Paganelli (46); **Replay** — Bob McGrath.

DENVER BRONCOS

OFFENSE

WR 87 E. Decker
FB 46 S. Larsen
LT 78 R. Clady
LG 68 Z. Beadles
C 50 J. Walton
RG 73 C. Kuper
RT 74 O. Franklin
TE 86 D. Fells
WR 19 E. Royal
QB 15 T. Tebow
RB 23 W. McGahee

DEFENSE

LDE 91 R. Ayers
NT 77 B. Bunkley
DT 79 M. Thomas
RDE 92 E. Dumervil
SLB 58 V. Miller
MLB 51 J. Mays
WLB 55 D. Williams
LCB 24 C. Bailey
RCB 21 A. Goodman
CB 25 C. Harris
FS 26 R. Moore

BRONCOS SUBSTITUTIONS: P 4 B.Colquitt, K 5 M.Prater, WR 12 M.Willis, WR 17 Q.Cosby, S 20 B.Dawkins, RB 27 K.Moreno, S 28 Q.Carter, CB 29 J.Wilhite, S 30 D.Brunton, RB 35 L.Ball, WLB 52 W.Woodyard, MLB 56 N.Irving, MLB 57 M.Haggan, LS 66 L.Paxton, G 71 R.Hochstein, T 75 C.Clark, TE 80 J.Thomas, TE 81 D.Rosario, WR 88 D.Thomas, DE 90 J.Hunter, DT 96 M.Unrein, DT 98 R.McBean. **DID NOT PLAY:** QB 8 K.Orton, QB 9 B.Quinn. **INACTIVE:** S 36 R.Bush, CB 41 C.Vaughn, FB 45 Q.Johnson, G 65 M.Ramirez, T 76 T.Hills, TE 85 V.Green, DE 95 D.Harvey.

OAKLAND RAIDERS

OFFENSE

WR 17 D. Moore
LT 68 J. Veldheer
LG 61 S. Wisniewski
C 64 S. Satele
RG 66 C. Carlisle
RT 69 K. Barnes
TE 83 B. Meyers
QB 3 C. Palmer
WR 12 J. Ford
WR 81 C. Schilens
RB 29 M. Bush

DEFENSE

DE 99 L. Houston
DT 92 R. Seymour
DT 93 T. Kelly
DE 90 D. Bryant
OLB 51 A. Curry
MLB 56 D. Blackstock
OLB 96 K. Wimbley
CB 26 S. Routt
CB 23 D. Van Dyke
FS 24 M. Huff
SS 33 T. Branch

RAIDERS SUBSTITUTIONS: P 9 S.Lechler, K 11 S.Janikowski, WR 18 L.Murphy, CB 21 L.Sheppard, RB 22 T.Jones, RB 25 R.Cartwright, S 27 M.Giordano, S 34 M.Mitchell, FB 41 M.Tonga, S 44 C.Ndukwe, RB 45 M.Reece, LB 52 Q.Groves, LS/LB 59 J.Condo, T 72 J.Barksdale, T 75 S.Heyer, DT 79 J.Henderson, TE 82 R.Gordon, WR 84 T.Houshmandzadeh, WR 85 D.Heyward-Bey, TE 87 K.Boss, DE 91 T.Scott, DE 94 J.Moss. **DID NOT PLAY:** QB 7 K.Boller, LB 55 R.McClain. **INACTIVE:** QB 6 T.Pryor, QB 8 J.Campbell, RB 20 D.McFadden, CB 35 C.Chekwa, CB 37 C.Johnson, G 74 B.Campbell, TE 86 D.Ausberry.

		1	2	3	4	OT	TOTAL	FIELD GOALS (made () missed)	
VISITOR	Denver Broncos	7	0	17	14	—	38	M. Prater	43 WL (43)
HOME	Oakland Raiders	3	14	7	0	—	24	S. Janikowski	(48)
Team	Qtr	Clock Time	PLAY DESCRIPTION (Extra Point) (Drive Info)					SCORE	
								Visitor	Home
RAIDERS	1	7:35	S. Janikowski 48 yd. Field Goal (7-43, 4:08)					0	3
BRONCOS	1	1:11	E. Decker 27 yd. pass from T. Tebow (M. Prater kick) (5-65, 2:06)					7	3
RAIDERS	2	10:42	M. Bush 11 yd. pass from C. Palmer (S. Janikowski kick) (3-14, 1:38)					7	10
RAIDERS	2	1:30	M. Reece 40 yd. pass from C. Palmer (S. Janikowski kick) (4-72, 1:16)					7	17
BRONCOS	3	10:48	E. Royal 26 yd. pass from T. Tebow (M. Prater kick) (9-80, 4:12)					14	17
RAIDERS	3	6:41	J. Ford 18 yd. pass from C. Palmer (S. Janikowski kick) (8-80, 4:07)					14	24
BRONCOS	3	2:52	M. Prater 43 yd. Field Goal (7-52, 3:49)					17	24
BRONCOS	3	0:00	W. McGahee 60 yd. run (M. Prater kick) (1-60, 0:07)					24	24
BRONCOS	4	5:53	E. Royal 85 yd. punt return (M. Prater kick)					31	24
BRONCOS	4	1:53	W. McGahee 24 yd. run (M. Prater kick) (4-77, 2:02)					38	24

FINAL INDIVIDUAL STATISTICS																	
Denver Broncos									Oakland Raiders								
RUSHING	ATT	YDS	AVG	LG	TD				RUSHING	ATT	YDS	AVG	LG	TD			
W. McGahee	20	163	8.2	60	2				M. Bush	19	96	5.1	16	0			
T. Tebow	13	118	9.1	32	0				C. Palmer	5	3	0.6	3	0			
L. Ball	4	14	3.5	12	0				T. Jones	2	1	0.5	2	0			
K. Moreno	2	4	2.0	3	0												
TOTAL	39	299	7.7	60	2				TOTAL	26	100	3.8	16	0			
PASSING	ATT	CMP	YDS	TKD/YD	TD	LG	IN	Rtg.	PASSING	ATT	CMP	YDS	TKD/YD	TD	LG	IN	Rtg.
T. Tebow	21	10	124	1/11	2	29	0	98.1	C. Palmer	35	19	332	2/16	3	40	3	79.7
B. Colquitt	1	0	0	0/0	0	—	0	39.6									
TOTAL	22	10	124	1/11	2	29	0	93.8	TOTAL	35	19	332	2/16	3	40	3	79.7
PASS RECEIVING			NO	YDS	AVG	LG	TD		PASS RECEIVING			NO	YDS	AVG	LG	TD	
E. Decker			3	47	15.7	27	1		J. Ford			5	105	21.0	34	1	
E. Royal			2	25	12.5	26	1		D. Moore			4	61	15.3	24	0	
K. Moreno			2	4	2.0	5	0		M. Reece			3	51	17.0	40	1	
D. Thomas			1	29	29.0	29	0		M. Bush			2	33	16.5	22	1	
D. Rosario			1	13	13.0	13	0		C. Schilens			2	20	10.0	15	0	
D. Fells			1	6	6.0	6	0		T. Houshmandzadeh			1	28	28.0	28	0	
									L. Murphy			1	23	23.0	23	0	
									B. Myers			1	11	11.0	11	0	
TOTAL			10	124	12.4	29	2		TOTAL			19	332	17.5	40	3	
INTERCEPTIONS			NO	YDS	AVG	LG	TD		INTERCEPTIONS			NO	YDS	AVG	LG	TD	
C. Bailey			2	0	0.0	0	0										
C. Harris			1	15	15.0	15	0										
TOTAL			3	15	5.0	15	0		TOTAL			0	0	0.0	0	0	
PUNTING	NO	YDS	AVG	NET	TB	IN20	LG		PUNTING	NO	YDS	AVG	NET	TB	IN20	LG	
B. Colquitt	5	238	47.6	39.0	0	0	57		S. Lechler	6	303	50.5	32.5	0	2	61	
TOTAL	5	238	47.6	39.0	0	0	57		TOTAL	6	303	50.5	32.5	0	2	61	
PUNT RETURNS			NO	YDS	AVG	FC	LG	TD	PUNT RETURNS			NO	YDS	AVG	FC	LG	TD
Q. Cosby			3	23	7.7	1	10	0	D. Moore			4	43	10.8	1	16	0
E. Royal			1	85	85.0	0	85	1									
[OUT OF BOUNDS]			1	0	0.0	0	—	0									
RETURNS			4	108	27.0	1	85	1	RETURNS			4	43	10.8	1	16	0
KICKOFF RETURNS			NO	YDS	AVG	FC	LG	TD	KICKOFF RETURNS			NO	YDS	AVG	FC	LG	TD
Q. Cosby			2	66	33.0	0	41	0	J. Ford			2	39	19.5	0	21	0
D. Fells			1	20	20.0	0	20	0	T. Jones			1	20	20.0	0	20	0
L. Ball			1	9	9.0	0	9	0	[TOUCHBACK]			4	0	0.0	0	—	0
[TOUCHBACK]			1	0	0.0	0	—	0									
RETURNS			4	95	23.8	0	41	0	RETURNS			3	59	19.7	0	21	0
Denver Broncos	Own		Opp.		Out			Oakland Raiders	Own		Opp.		Out				
FUMBLES	Fum	Lost	Rec.	Yds	TD	FF	Rec.	Yds	TD	Bnds	Fum	Lost	Rec.	Yds	TD	Bnds	
C. Bailey	0	0	0	0	0	1	0	0	0	0	C. Palmer	1	0	1	-1	0	0
TOTAL	0	0	0	0	0	1	0	0	0	0	TOTAL	2	0	2	-1	0	0

FINAL TEAM STATISTICS															
BRONCOS								RAIDERS							
TOTAL FIRST DOWNS	20							21	FGs - PATs Had Blocked						
By Rushing	12							4	Net Punting Average						
By Passing	4							14	TOTAL RETURN YARDAGE (Not Including Kickoffs)						
By Penalty	4							3	No. and Yards Punt Returns						
THIRD DOWN EFFICIENCY	3-12-25%							4-12-33%	No. and Yards Kickoff Returns						
FOURTH DOWN EFFICIENCY	0-1-0%							0-0-0%	No. and Yards Interception Returns						
TOTAL NET YARDS	412							416	PENALTIES Number and Yards						
Total Offensive Plays (inc. times thrown passing)	62							63	FUMBLES Number and Lost						
Average gain per offensive play	6.6							6.6	TOUCHDOWNS						
NET YARDS RUSHING	299							100	Rushing						
Total Rushing Plays	39							26	Passing						
Average gain per rushing play	7.7							3.8	Punt Returns						
Tackles for a loss-number and yards	2-2							2-2	EXTRA POINTS Made-Attempts						
NET YARDS PASSING	113							316	Kicking Made-Attempts						
Times thrown - yards lost attempting to pass	1-11							2-16	FIELD GOALS Made-Attempts						
Gross yards passing	124							332	RED ZONE EFFICIENCY						
PASS ATTEMPTS-COMPLETIONS-HAD INTERCEPTED	22-10-0							35-19-3	GOAL TO GO EFFICIENCY						
Avg gain per pass play (inc.# thrown passing)	4.9							8.5	SAFETIES						
KICKOFFS Number-In End Zone-Touchbacks	7-6-4							5-3-1	FINAL SCORE						
PUNTS Number and Average	5-47.6							6-50.5	TIME OF POSSESSION						
Had Blocked	0							0							

BRONCOS DEFENSIVE STATISTICS																	
(Press Box Totals)																	
PLAYER	UT	A	TT	S-YDS	I-YDS	PD	FF	FR	PLAYER	UT	A	TT	S-YDS	I-YDS	PD	FF	FR
C. Harris	8	2	10	0-0	1-15	1	0	0	C. Bailey	2	0	2	0-0	2-0	2	1	0
Q. Carter	7	1	8	0-0	0-0	0	0	0	D. Bruton	2	0	2	0-0	0-0	0	0	0
B. Dawkins	3	3	6	0-0	0-0	1	0	0	A. Goodman	1	0	1	0-0	0-0	1	0	0
V. Miller	4	1	5	0.5-3.5	0-0	0	0	0	TEAM	1	0	1	0-0	0-0	0	0	0
D. Williams	3	1	4	0-0	0-0	1	0	0	J. Mays	1	0	1	0-0	0-0	0	0	0
E. Dumervil	2	1	3	1.5-12.5	0-0	1	0	0	J. Wilhite	1	0	1	0-0	0-0	0	0	0
W. Woodyard	2	1	3	0-0	0-0	0	0	0	R. Ayers	0	1	1	0-0	0-0	1	0	0
M. Thomas	2	1	3	0-0	0-0	0	0	0	TEAM TOTALS	39	15	54	2-16	3-15	8	1	0
R. McBean	0	3	3	0-0	0-0	0	0	0									



Denver 17, Kansas City 10

Sunday, Nov. 13, 2011 • 12:03 p.m. CST • Arrowhead Stadium • Kansas City, Mo.

WEATHER: Sunny, 67°, Wind SW 15 mph • TIME: 3:03 • ATTENDANCE: 72,908

The Denver Broncos won their second consecutive road contest, beating the Kansas City Chiefs 17-10 in front of 72,908 fans at Arrowhead Stadium and tightening the race in the AFC West.

The Broncos offense controlled the ball and the clock as they managed 244 yards on the ground on 55 total rushes.

Running back Lance Ball carried the load for Denver after first-half injuries to running backs Willis McGahee and Knowshon Moreno. The young back rushed for a career-high 96 yards on 30 carries to pace the rushing attack.

Linebacker Von Miller notched his eighth sack of the season and the Broncos defense punished Kansas City signal caller Matt Cassel, who was tagged for 12 quarterback hits, including four sacks, before leaving the game prior to the Chiefs' final drive.

Denver's offense wasted no time implementing their read-option offense, relying exclusively on the run game in its first offensive series. The Broncos ran the ball eight times on their opening possession, marching 57 yards and capping the drive with a 7-yard run by quarterback Tim Tebow to give the Broncos an early 7-0 lead.

Kicker Matt Prater added a 38-yard field goal early in the second quarter to give Denver a 10-0 lead that would hold until halftime.

The Broncos smothered Cassel and the Kansas City offense, which took just one snap from inside Denver territory in the first half, and amassed just 83 yards of total offense.

Kansas City held the Broncos to a three-and-out to open second-half action and put together a subsequent 8-play, 65-yard drive on its first possession that concluded with a 1-yard touchdown pass from Cassel to Le'Ron McClain. Cassel fooled the Denver defense with a play-fake and found the fifth-year fullback in the back of the end zone to put Kansas City on the board.

The teams traded punts on their next two possessions before wide receiver Eric Decker ended the stalemate. Decker caught his seventh touchdown pass of the season, a 56-yard toss from Tebow with 6:44 remaining in the fourth quarter to give the Broncos a 10-point cushion, 17-7.

Unable to get anything going offensively, Kansas City turned the ball over on downs on its next two possessions. The Broncos couldn't take advantage of the good field position, however, as Prater missed a 41-yard field goal that would have put the game out of reach, and the Chiefs took over at their own 31-yard line.

Backup quarterback Tyler Palko entered the game in place of Cassel and led Kansas City on an eight-play 55-yard drive that produced a field goal with seven seconds remaining that cut Denver's lead to 17-10.

The Broncos recovered a last-ditch onside kick to secure the win and move into a three-way tie for second place in the AFC West.

OFFICIALS:

Referee — Ron Winter (14); **Umpire** — Tony Michalek (115); **Head Linesman** — Julian Mapp (52); **Line Judge** — Gary Arthur (108); **Side Judge** — Tom Hill (97); **Field Judge** — Scott Steenson (88); **Back Judge** — Richard Reels (83); **Replay** — Jim Lapetina.

DENVER BRONCOS

OFFENSE

WR 87 E. Decker
LT 78 R. Clady
LG 68 Z. Beadles
C 50 J. Walton
RG 73 C. Kuper
RT 74 O. Franklin
TE 86 D. Fells
TE 81 D. Rosario
TE 75 C. Clark
QB 15 T. Tebow
RB 23 W. McGahee

DEFENSE

LDE 91 R. Ayers
NT 77 B. Bunkley
DT 79 M. Thomas
RDE 92 E. Dumervil
SLB 58 V. Miller
MLB 51 J. Mays
WLB 55 D. Williams
LCB 24 C. Bailey
RCB 21 A. Goodman
SS 20 B. Dawkins
FS 28 Q. Carter

BRONCOS SUBSTITUTIONS: P 4 B.Colquitt, K 5 M.Prater, WR 12 M.Willis, WR 17 Q.Cosby, WR 19 E.Royal, CB 25 C.Harris, S 26 R.Moore, RB 27 K.Moreno, CB 29 J.Wilhite, S 30 D.Bruton, RB 35 L.Ball, FB 46 S.Larsen, MLB 56 N.Irving, MLB 57 M.Haggan, LS 66 L.Paxton, G 71 R.Hochstein, TE 85 V.Green, WR 88 D.Thomas, DE 90 J.Hunter, DT 96 M.Unrein, DT 98 R.McBean. **DID NOT PLAY:** QB 8 K.Orton, QB 9 B.Quinn, TE 80 J.Thomas. **INACTIVE:** S 36 R.Bush, CB 41 C.Vaughn, FB 45 Q.Johnson, WLB 52 W.Woodyard, G 65 M.Ramirez, T 76 T.Hills, DE 95 D.Harvey.

KANSAS CITY CHIEFS

OFFENSE

WR 15 S. Breaston
LT 76 B. Albert
LG 65 R. Lija
C 62 C. Wiegmann
RG 73 J. Asamoah
RT 67 B. Richardson
TE 45 L. Pope
WR 82 D. Bowe
QB 7 M. Cassel
FB 44 L. McClain
RB 26 J. Battle

DEFENSE

LDE 94 T. Jackson
NT 77 K. Gregg
RDE 72 G. Dorsey
LOLB 96 A. Studebaker
LILB 59 J. Belcher
RILB 56 D. Johnson
ROLB 91 T. Hali
LCB 24 B. Flowers
RCB 39 B. Carr
SS 47 J. McGraw
FS 23 K. Lewis

CHIEFS SUBSTITUTIONS: P 2 D.Colquitt, QB 4 T.Palko, K 6 R.Succop, WR 10 T.Copper, RB 20 T.Jones, CB 21 J.Arenas, RB 22 D.McCluster, S/CB 27 D.Washington, DB 30 J.Brown, CB 34 T.Daniels, S 42 S.Piscitelli, LS 43 T.Gafford, S 48 R.Langford, LB 50 J.Houston, LB 55 C.Sheffield, OL 61 R.Hudson, T 71 J.Gaither, TE 85 J.O'Connell, WR 89 J.Baldwin, DE 92 W.Gilberry, LB 93 C.Greenwood, DL 97 A.Bailey, DL 99 A.Gordon. **DID NOT PLAY:** WR 84 K.Colbert. **INACTIVE:** QB 13 R.Stanzi, LB 53 D.Williams, T 68 S.Maneri, WR 83 J.Urban, TE 88 A.Becht, DL 90 B.Bair, DL 95 J.Powe.

		1	2	3	4	OT	TOTAL	FIELD GOALS (made () missed)
VISITOR	Denver Broncos	7	3	0	7	—	17	M. Prater (38) 41 WL
HOME	Kansas City Chiefs	0	0	7	3	—	10	R. Succop (32)
Team	Qtr	Clock Time	PLAY DESCRIPTION (Extra Point) (Drive Info)					SCORE Visitor Home
BRONCOS	1	7:31	T. Tebow 7 yd. run (M. Prater kick) (8-57, 4:11)					7 0
BRONCOS	2	7:46	M. Prater 38 yd. Field Goal (8-34, 4:32)					10 0
CHIEFS	3	8:10	L. McClain 1 yd. pass from M. Cassel (R. Succop kick) (8-65, 3:29)					10 7
BRONCOS	4	6:44	E. Decker 56 yd. pass from T. Tebow (M. Prater kick) (8-80, 5:21)					17 7
CHIEFS	4	0:07	R. Succop 32 yd. Field Goal (8-55, 1:48)					17 10

FINAL INDIVIDUAL STATISTICS																				
Denver Broncos									Kansas City Chiefs											
RUSHING		ATT	YDS	AVG	LG	TD	RUSHING		ATT	YDS	AVG	LG	TD							
L. Ball		30	96	3.2	9	0	J. Battle		9	61	6.8	34	0							
K. Moreno		4	52	13.0	24	0	D. McCluster		8	45	5.6	10	0							
T. Tebow		9	43	4.8	19	1	M. Cassel		2	16	8.0	9	0							
E. Royal		3	19	6.3	11	0	T. Palko		1	8	8.0	8	0							
S. Larsen		5	17	3.4	6	0	T. Jones		4	4	1.0	4	0							
W. McGahee		4	17	4.3	12	0														
TOTAL		55	244	4.4	24	1	TOTAL		24	134	5.6	34	0							
PASSING		ATT	CMP	YDS	TKD/YD	TD	LG	IN	Rtg.	PASSING		ATT	CMP	YDS	TKD/YD	TD	LG	IN	Rtg.	
T. Tebow		8	2	69	0/0	1	56	0	102.6	M. Cassel		28	13	93	4/16	1	15	0	66.5	
										T. Palko		6	5	47	0/0	0	17	0	99.3	
TOTAL		8	2	69	0/0	1	56	0	102.6	TOTAL		3	18	140	4/16	1	17	0	73.2	
PASS RECEIVING		NO	YDS	AVG	LG	TD	PASS RECEIVING		NO	YDS	AVG	LG	TD							
E. Decker		1	56	56.0	56	1	D. McCluster		6	48	8.0	14	0							
M. Willis		1	13	13.0	13	0	S. Breaston		4	33	8.3	17	0							
							L. Pope		3	18	6.0	7	0							
							D. Bowe		2	17	8.5	10	0							
							L. McClain		2	9	4.5	8	1							
							J. Baldwin		1	15	15.0	15	0							
TOTAL		2	69	34.5	56	1	TOTAL		18	140	7.8	17	1							
INTERCEPTIONS		NO	YDS	AVG	LG	TD	INTERCEPTIONS		NO	YDS	AVG	LG	TD							
TOTAL		0	0	0	0	0	TOTAL		0	0	0.0	0	0							
PUNTING		NO	YDS	AVG	NET	TB	IN20	LG	PUNTING		NO	YDS	AVG	NET	TB	IN20	LG			
B. Colquitt		7	307	43.9	39.7	0	4	60	D. Colquitt		7	339	48.4	40.4	2	3	67			
TOTAL		7	307	43.9	39.7	0	4	60	TOTAL		7	339	48.4	40.4	2	3	67			
PUNT RETURNS		NO	YDS	AVG	FC	LG	TD	PUNT RETURNS		NO	YDS	AVG	FC	LG	TD					
Q. Cosby		2	16	8.0	3	9	0	J. Arenas		3	29	9.7	1	13	0					
[TOUCHBACK]		2	0	0.0	0	—	0	[DOWNED]		3	0	0.0	0	—	0					
RETURNS		2	16	8.0	3	9	0	RETURNS		3	29	9.7	1	13	0					
KICKOFF RETURNS		NO	YDS	AVG	FC	LG	TD	KICKOFF RETURNS		NO	YDS	AVG	FC	LG	TD					
[TOUCHBACK]		2	0	0.0	0	—	0	J. Arenas		3	53	17.7	0	28	0					
								[TOUCHBACK]		1	0	0.0	0	—	0					
RETURNS		0	0	0.0	0	0	0	RETURNS		3	53	17.7	0	28	0					
Denver Broncos									Kansas City Chiefs											
FUMBLES	Fum	Lost	Rec.	Yds	TD	FF	Opp. Rec.	Yds	TD	Bnds	FUMBLES	Fum	Lost	Rec.	Yds	TD	Opp. Rec.	Yds	TD	Bnds
D. Williams		0	0	0	0	0	1	0	0	0	M. Cassel		1	0	0	0	0	0	0	0
											C. Wiegmann		0	0	1	0	0	0	0	0
TOTAL		0	0	0	0	0	1	0	0	0	TOTAL		1	0	1	0	0	0	0	0

FINAL TEAM STATISTICS									
	BRONCOS		CHIEFS			BRONCOS		CHIEFS	
TOTAL FIRST DOWNS	16		17		FGs - PATs Had Blocked	0-0		0-0	
By Rushing	13		6		Net Punting Average	39.7		40.4	
By Passing	2		8		TOTAL RETURN YARDAGE (Not Including Kickoffs)	16		29	
By Penalty	1		3		No. and Yards Punt Returns	2-16		3-29	
THIRD DOWN EFFICIENCY	5-14-36%		2-11-18%		No. and Yards Kickoff Returns	0-0		3-53	
FOURTH DOWN EFFICIENCY	0-0-0%		0-2-0%		No. and Yards Interception Returns	0-0		0-0	
TOTAL NET YARDS	313		258		PENALTIES Number and Yards	8-65		4-40	
Total Offensive Plays (inc. times thrown passing)	63		62		FUMBLES Number and Lost	0-0		1-0	
Average gain per offensive play	5.0		4.2		TOUCHDOWNS	2		1	
NET YARDS RUSHING	244		134		Rushing	1		0	
Total Rushing Plays	55		24		Passing	1		1	
Average gain per rushing play	4.4		5.6		EXTRA POINTS Made-Attempts	2-2		1-1	
Tackles for a loss-number and yards	4-9		3-4		Kicking Made-Attempts	2-2		1-1	
NET YARDS PASSING	69		124		FIELD GOALS Made-Attempts	1-2		1-1	
Times thrown - yards lost attempting to pass	0-0		4-16		RED ZONE EFFICIENCY	1-2-50%		1-2-50%	
Gross yards passing	69		140		GOAL TO GO EFFICIENCY	1-1-100%		1-1-100%	
PASS ATTEMPTS-COMPLETIONS-HAD INTERCEPTED	8-2-0		34-18-0		SAFETIES	0		0	
Avg gain per pass play (inc.# thrown passing)	8.6		3.3		FINAL SCORE	17		10	
KICKOFFS Number-In End Zone-Touchbacks	4-2-1		3-2-2		TIME OF POSSESSION	33:38		26:22	
PUNTS Number and Average	7-43.9		7-48.4						
Had Blocked	0		0						

BRONCOS DEFENSIVE STATISTICS																	
(Press Box Totals)																	
PLAYER	UT	A	TT	S-YDS	I-YDS	PD	FF	FR	PLAYER	UT	A	TT	S-YDS	I-YDS	PD	FF	FR
D. Williams	7	2	9	1-7	0-0	0	1	0	B. Dawkins	2	0	2	0-0	0-0	1	0	0
J. Mays	8	0	8	0-0	0-0	1	0	0	C. Bailey	2	0	2	0-0	0-0	0	0	0
C. Harris	8	0	8	0-0	0-0	1	0	0	B. Bunkley	2	0	2	0-0	0-0	0	0	0
V. Miller	4	3	7	1.5-6.5	0-0	0	0	0	M. Thomas	1	1	2	0-0	0-0	0	0	0
Q. Carter	2	1	3	0-0	0-0	0	0	0	R. Ayers	1	1	2	0-0	0-0	0	0	0
A. Goodman	2	1	3	0-0	0-0	0	0	0	E. Dumervil	0	1	1	0.5-2.5	0-0	0	0	0
R. McBean	2	0	2	1-0	0-0	0	0	0	TEAM TOTALS	41	10	51	4-16	0-0	3	1	0



Denver 17, New York Jets 13

Thursday, Nov. 17, 2011 • 6:30 p.m. MST • Sports Authority Field at Mile High • Denver

WEATHER: Partly Cloudy, 54°, Wind NE 3 mph • TIME: 3:08 • ATTENDANCE: 74,746

A staunch defensive performance by the Broncos kept them in the game long enough for quarterback Tim Tebow and the offense to secure their third second-half comeback win in five weeks in a 17-13 decision against the New York Jets.

A crowd of 74,746 watched as Tebow orchestrated a 12-play, 95-yard touchdown drive in the waning minutes to beat the Jets and help Denver take sole possession of second place in the AFC West.

Rookie linebacker Von Miller led the Broncos with a career-high 10 tackles, three of which went for a loss, and he increased his season sack total to an AFC-leading 9.5. Cornerback André Goodman recorded his first career interception returned for a touchdown to jumpstart Denver's comeback.

Strong defensive showings by both teams allowed just a pair of field goals in the first half—both of which resulted from good starting field position—as the teams played to a 3-3 draw through two quarters. Denver scored first as kicker Matt Prater connected on a 37-yard field goal attempt after an errant punt set the Broncos up in New York territory to begin the drive. The Jets answered with a 21-yard field goal by kicker Nick Folk in the second quarter that stemmed from a fumble recovery at the Denver 35-yard line.

The Jets jumped out to a 10-3 lead, marching 75 yards in eight plays to open the second half before offensive guard Matt Slauson fell on a loose ball in the endzone. Quarterback Mark Sanchez completed four passes for 64 yards on the scoring drive, which marked the first time the Broncos had trailed in more than seven quarters.

The teams traded punts as the defensive units regained their first-half prowess. The Broncos drew even at the 4:25 mark in the third quarter after Goodman stepped in front of a Sanchez pass and returned it 26 yards for a touchdown.

Early in the fourth, New York reclaimed the lead with a 45-yard field goal by Folk. Denver struggled to move the ball and to gain an advantage in field position during the final frame, as the offense started all three fourth-quarter drives inside its own 20-yard line.

With 5:54 remaining in regulation, wide receiver Eddie Royal shook a tackle in his own end zone after receiving a pass from Tebow and picked up eight yards to kick off Denver's final drive.

Tebow accounted for 92 of Denver's 95 yards covered on the final possession, including a 20-yard touchdown run with 0:58 remaining to mark the longest game-winning scoring run by a quarterback in the final minute of regulation in NFL history.

OFFICIALS:

Referee — Bill Leavy (127); **Umpire** — Darrell Jenkins (76); **Head Linesman** — George Hayward (54); **Line Judge** — Mark Perlman (9); **Side Judge** — Keith Parham (87); **Field Judge** — Jim Quirk (63); **Back Judge** — Keith Ferguson (61); **Replay** — Charles Stewart.

DENVER BRONCOS

OFFENSE

WR 87 E. Decker
WR 88 D. Thomas
LT 78 R. Clady
LG 68 Z. Beadles
C 50 J. Walton
RG 73 C. Kuper
RT 74 O. Franklin
TE 86 D. Fells
WR 19 E. Royal
QB 15 T. Tebow
RB 23 W. McGahee

DEFENSE

LDE 91 R. Ayers
NT 77 B. Bunkley
DT 79 M. Thomas
RDE 92 E. Dumervil
SLB 58 V. Miller
MLB 51 J. Mays
WLB 55 D. Williams
LCB 24 C. Bailey
RCB 21 A. Goodman
SS 20 B. Dawkins
FS 28 Q. Carter

BRONCOS SUBSTITUTIONS: P 4 B.Colquitt, K 5 M.Prater, WR 12 M.Willis, CB 25 C.Harris, S 26 R.Moore, CB 29 J.Wilhite, S 30 D.Bruton, RB 35 L.Ball, RB 37 J.Johnson, CB 41 C.Vaughn, FB 46 S.Larsen, WLB 52 W.Woodyard, MLB 56 N.Irving, MLB 57 M.Haggan, LS 66 L.Paxton, G 71 R.Hochstein, T 75 C.Clark, TE 81 D.Rosario, TE 85 V.Green, DE 90 J.Hunter, DT 96 M.Unrein, DT 98 R.McBean. **DID NOT PLAY:** QB 8 K. Orton, QB 9 B. Quinn. **INACTIVE:** WR 17 Q.Cosby, S 36 R.Bush, FB 45 Q.Johnson, G 65 M.Ramirez, T 76 T.Hills, TE 80 J.Thomas, DE 95 D.Harvey.

NEW YORK JETS

OFFENSE

WR 17 P. Burress
LT 60 D. Ferguson
LG 68 M. Slauson
C 74 N. Mangold
RG 65 B. Moore
RT 78 W. Hunter
TE 81 D. Keller
WR 10 S. Holmes
QB 6 M. Sanchez
FB 38 J. Conner
RB 23 S. Greene

DEFENSE

END 96 M. Wilkerson
NT 91 S. Pouha
T 70 M. Devito
OLB 50 G. McIntyre
WLB 57 B. Scott
MLB 52 D. Harris
OLB 97 C. Pace
CB 24 D. Revis
CB 31 A. Cromartie
S 33 E. Smith
S 36 J. Leonhard

JETS SUBSTITUTIONS: K 2 N.Folk, P 4 T.Conley, QB 8 M.Brunell, CB 20 K.Wilson, RB 25 J.McKnight, S 27 E.Cook, RB 29 B.Powell, CB 30 D.Strickland, CB 34 M.Cole, DB 35 I.Trufant, FB-TE 45 J.Baker, LS 46 T.Purdum, LB 51 A.Maybin, LB 53 J.Mauga, LB 54 N.Belloré, LB 55 J.Westerman, OL 62 V.Ducasse, DE 79 R.Pitoitua, TE 82 M.Mulligan, WR 88 P.Turner, DT 93 K.Ellis, DT 94 M.Dixon. **DID NOT PLAY:** WR 19 E.Riley, G 72 C.Schlauderaff. **INACTIVE:** QB 7 K.O'Connell, WR 11 J.Kerley, RB 21 L.Tomlinson, S 22 B.Pool, CB 26 E.Lankster, TE 83 S.Nelson, DT 95 M.Tevaseu.

		1	2	3	4	OT	TOTAL	FIELD GOALS (made () missed)	
VISITOR	New York Jets	0	3	7	3	—	13	N. Folk	52WL (21) 61WL (45)
HOME	Denver Broncos	3	0	7	7	—	17	M. Prater	(37)
Team	Qtr	Clock Time	PLAY DESCRIPTION (Extra Point) (Drive Info)					SCORE	
BRONCOS	1	5:08	M. Prater 37 yd. Field Goal (6-15, 2:55)					0	3
JETS	2	12:04	N. Folk 21 yd. Field Goal (7-32, 3:20)					3	3
JETS	3	10:57	M. Slauson 1 yd. fumble recovery (N. Folk kick) (8-80, 4:03)					10	3
BRONCOS	3	4:25	A. Goodman 26 yd. interception return (M. Prater kick)					10	10
JETS	4	9:14	N. Folk 45 yd. Field Goal (11-42, 5:34)					13	10
BRONCOS	4	0:58	T. Tebow 20 yd. run (M. Prater kick) (12-95, 4:56)					13	17

FINAL INDIVIDUAL STATISTICS																		
New York Jets									Denver Broncos									
RUSHING	ATT	YDS	AVG	LG	TD				RUSHING	ATT	YDS	AVG	LG	TD				
J. McKnight	16	59	3.7	11	0				T. Tebow	8	68	8.5	20	1				
B. Powell	7	11	1.6	6	0				W. McGahee	12	18	1.5	6	0				
S. Greene	3	10	3.3	5	0				L. Ball	5	18	3.6	11	0				
J. Conner	1	3	3.0	3	0				S. Larsen	5	13	2.6	5	0				
M. Sanchez	1	0	0.0	0	0				E. Royal	1	10	10.0	10	0				
									J. Johnson	3	-2	-0.7	5	0				
TOTAL	28	83	3.0	11	0				TOTAL	34	125	3.7	20	1				
PASSING	ATT	CMP	YDS	TKD/YD	TD	LG	IN	Rtg.	PASSING	ATT	CMP	YDS	TKD/YD	TD	LG	IN	Rtg.	
M. Sanchez	40	24	252	3/17	0	30	1	67.9	T. Tebow	20	9	104	1/0	0	28	0	61.2	
									E. Decker	1	0	0	0/0	0	0	0	39.6	
TOTAL	40	24	252	3/17	0	30	1	67.9	TOTAL	21	9	104	1/0	0	28	0	58.4	
PASS RECEIVING			NO	YDS	AVG	LG	TD		PASS RECEIVING			NO	YDS	AVG	LG	TD		
J. McKnight			6	62	10.3	14	0		E. Royal			3	15	5.0	8	0		
D. Keller			5	40	8.0	15	0		D. Thomas			2	37	18.5	28	0		
P. Burress			4	64	16.0	30	0		L. Ball			2	26	13.0	19	0		
S. Holmes			4	39	9.8	13	0		D. Rosario			1	18	18.0	18	0		
P. Turner			3	36	12.0	25	0		J. Johnson			1	8	8.0	8	0		
B. Powell			1	7	7.0	7	0											
S. Greene			1	4	4.0	4	0											
TOTAL			24	252	10.5	30	0		TOTAL			9	104	11.6	28	0		
INTERCEPTIONS			NO	YDS	AVG	LG	TD		INTERCEPTIONS			NO	YDS	AVG	LG	TD		
									A. Goodman			1	26	26.0	26	1		
TOTAL			0	0	0.0	0	0		TOTAL			1	26	26.0	26	1		
PUNTING	NO	YDS	AVG	NET	TB	IN20	LG		PUNTING	NO	YDS	AVG	NET	TB	IN20	LG		
T. Conley	6	230	38.3	36.3	0	2	48		B. Colquitt	8	350	43.8	34.4	2	3	56		
TOTAL	6	230	38.3	36.3	0	2	48		TOTAL	8	350	43.8	34.4	2	3	56		
PUNT RETURNS			NO	YDS	AVG	FC	LG	TD	PUNT RETURNS			NO	YDS	AVG	FC	LG	TD	
J. Leonhard			3	35	11.7	2	15	0	E. Royal			1	7	7.0	2	7	0	
[DOWNED]			1	0	0.0	0	—	0	E. Decker			1	5	5.0	0	5	0	
[TOUCHBACK]			2	0	0.0	0	—	0	[OUT OF BOUNDS]			2	0	0.0	0	—	0	
RETURNS			3	35	11.7	2	15	0	RETURNS			2	12	6.0	2	7	0	
KICKOFF RETURNS			NO	YDS	AVG	FC	LG	TD	KICKOFF RETURNS			NO	YDS	AVG	FC	LG	TD	
J. McKnight			1	39	39.0	0	39	0	C. Vaughn			3	99	33.0	0	67	0	
A. Cromartie			1	23	23.0	0	23	0	[TOUCHBACK]			1	0	0.0	0	—	0	
[TOUCHBACK]			2	0	0.0	0	—	0										
RETURNS			2	62	31.0	0	39	0	RETURNS			3	99	33.0	0	67	0	
New York Jets	Own				Opp.				Denver Broncos	Own				Opp.				
FUMBLES	Fum	Lost	Rec.	Yds	TD	FF	Rec.	Yds	TD	Bnds	Fum	Lost	Rec.	Yds	TD	Bnds		
J. McKnight	1	1	0	0	0	0	0	0	0	0	W. McGahee	1	1	0	0	0	0	
B. Powell	1	0	0	0	0	0	0	0	0	0	D. Williams	0	0	0	0	0	0	
N. Mangold	1	0	0	-22	0	0	0	0	0	0	W. Woodyard	0	0	0	0	0	0	
N. Slauson	0	0	1	1	1	0	0	0	0	0	C. Vaughn	0	0	0	0	0	0	
M. Sanchez	0	0	1	0	0	0	0	0	0	0								
C. Pace	0	0	0	0	0	1	0	0	0	0								
B. Scott	0	0	0	0	0	0	1	0	0	0								
TOTAL	3	1	2	-21	1	1	1	9	0	0	TOTAL	1	1	0	0	2	1	0

FINAL TEAM STATISTICS																			
JETS					BRONCOS														
TOTAL FIRST DOWNS					22	11				FGs - PATs Had Blocked					0-0	0-0			
By Rushing					6	7				Net Punting Average					36.3	34.4			
By Passing					13	4				TOTAL RETURN YARDAGE (Not Including Kickoffs)					35	38			
By Penalty					3	0				No. and Yards Punt Returns					3-35	2-12			
THIRD DOWN EFFICIENCY					3-14-21%	3-13-23%				No. and Yards Kickoff Returns					2-62	3-99			
FOURTH DOWN EFFICIENCY					1-1-100%	0-1-0%				No. and Yards Interception Returns					0-0	1-26			
TOTAL NET YARDS					318	229				PENALTIES Number and Yards					2-15	6-51			
Total Offensive Plays (inc. times thrown passing)					71	56				FUMBLES Number and Lost					3-1	1-1			
Average gain per offensive play					4.5	4.1				TOUCHDOWNS					1	2			
NET YARDS RUSHING					83	125				Rushing					0	1			
Total Rushing Plays					28	34				Passing					0	0			
Average gain per rushing play					3.0	3.7				Interceptions					0	1			
Tackles for a loss-number and yards					3-5	4-12				Fumbles					1	0			
NET YARDS PASSING					235	104				EXTRA POINTS Made-Attempts					1-1	2-2			
Times thrown - yards lost attempting to pass					3-17	1-0				Kicking Made-Attempts					1-1	2-2			
Gross yards passing					252	104				FIELD GOALS Made-Attempts					2-4	1-1			
PASS ATTEMPTS-COMPLETIONS-HAD INTERCEPTED					40-24-1	21-9-0				RED ZONE EFFICIENCY					1-2-50%	0-1-0%			
Avg gain per pass play (inc.# thrown passing)					5.5	4.7				GOAL TO GO EFFICIENCY					1-1-100%	0-0-0%			
KICKOFFS Number-In End Zone-Touchbacks					4-4-1	4-3-2				SAFETIES					0	0			
PUNTS Number and Average					6-38.3	8-43.8				FINAL SCORE					13	17			
Had Blocked					0	0				TIME OF POSSESSION					32:12	27:48			



Denver 16, San Diego 13

Sunday, Nov. 27, 2011 • 1:15 p.m. PST • Qualcomm Stadium • San Diego, Calif.

WEATHER: Sunny, 84°, Wind calm • TIME: 3:34 • ATTENDANCE: 64,436

The Denver Broncos completed their third fourth-quarter comeback of the season, nipping the San Diego Chargers, 16-13, in overtime before a crowd of 64,436 at Qualcomm Stadium.

Kicker Matt Prater made three field goals, including the game-winner in overtime, to propel Denver to its fourth straight victory.

In the second meeting between the AFC West rivals, both squads took to the ground game early and often, racking up 87 rushing attempts between them. Running back Ryan Mathews paced the Chargers with 137 yards rushing on 22 carries, while Willis McGahee rushed for 117 yards on 23 carries, notching his fifth 100-yard rushing effort of the season.

In what proved to be a defensive affair, the two teams combined to punt 15 times. The only points of the first quarter came on San Diego's opening possession when kicker Nick Novak connected on a career-long 53-yard field goal to open up a 3-0 lead. Rivers added to the lead in the second quarter, finding tight end Antonio Gates in the back of the end zone for a 6-yard touchdown pass to extend the Chargers' lead to 10-0.

In the final minutes of the second quarter Tebow led the Broncos on a four-play, 41-yard touchdown drive after a 31-yard punt return by wide receiver Eddie Royal set Denver up in San Diego territory. Tebow connected with wide receiver Eric Decker for an 18-yard touchdown strike that trimmed the deficit to three points at the half.

The second half featured a defensive stalemate that yielded a trio of field goals. The Chargers drove 58 yards on their first possession in the third quarter before a holding penalty deep in Denver territory derailed the drive and forced them to settle for a field goal. The Broncos answered late in the third quarter with a field goal of their own, Prater's first of the afternoon.

Novak missed a field goal to open the fourth quarter, and Denver's defense forced the Chargers to punt on their ensuing possession. With just over five minutes remaining in the fourth quarter, the Broncos took over at their own 38-yard line. Tebow moved the offense quickly down the field, engineering a nine-play, 68-yard drive that set up Prater's game-tying field goal with 2:02 remaining.

The overtime frame became a battle for field position with both sides placing heavy emphasis on the running game. After forcing Denver to punt on its first two possessions of the extra frame, the Chargers drove to within field goal range, but Novak missed his second field goal of the game and set the Broncos up with favorable field position.

Tebow and McGahee moved the Broncos to the San Diego 20-yard line, where Prater sent his third field goal attempt—a 37-yarder—through the uprights to seal the win, 16-13.

With the win, the Broncos split the season series with the Chargers and improved to 3-0 on the road against their divisional opponents.

OFFICIALS:

Referee — Jeff Triplette (42); **Umpire** — Bruce Stritesky (102); **Head Linesman** — Tom Stabile (24); **Line Judge** — Tom Barnes (55); **Side Judge** — Larry Rose (128); **Field Judge** — Dyrol Prioleau (109); **Back Judge** — Scott Helverson (93); **Replay** — Carl Madsen.

DENVER BRONCOS

OFFENSE

WR 87 E. Decker
WR 19 E. Royal
LT 78 R. Clady
LG 68 Z. Beadles
C 50 J. Walton
RG 73 C. Kuper
RT 74 O. Franklin
TE 86 D. Fells
TE 75 C. Clark
QB 15 T. Tebow
RB 23 W. McGahee

DEFENSE

LDE 91 R. Ayers
NT 77 B. Bunkley
DT 79 M. Thomas
RDE 92 E. Dumervil
SLB 58 V. Miller
MLB 51 J. Mays
WLB 55 D. Williams
LCB 24 C. Bailey
RCB 21 A. Goodman
SS 20 B. Dawkins
FS 28 Q. Carter

BRONCOS SUBSTITUTIONS: P 4 B.Colquitt, K 5 M.Prater, WR 12 M.Willis, CB 25 C.Harris, S 26 R.Moore, CB 29 J.Wilhite, S 30 D.Bruton, RB 35 L.Ball, S 36 R. Bush, RB 37 J.Johnson, CB 41 C.Vaughn, FB 46 S.Larsen, WLB 52 W.Woodyard, MLB 56 N.Irving, MLB 57 M.Haggan, LS 66 L.Paxton, G 71 R.Hochstein, TE 81 D.Rosario, TE 85 V.Green, WR 88 D. Thomas, DE 90 J.Hunter, DT 96 M.Unrein, DT 98 R.McBean. **DID NOT PLAY:** QB 9 B. Quinn. **INACTIVE:** WR 17 Q. Cosby, FB 45 Q. Johnson, G 65 M. Ramirez, T 76 T. Hills, TE 80 J. Thomas, DE 95 D. Harvey.

SAN DIEGO CHARGERS

OFFENSE

TE 81 R. McMichael
WR 86 V. Brown
LT 62 B. Dombrowski
LG 70 S. Schilling
C 61 N. Hardwick
RG 75 T. Moll
RT 66 J. Clary
TE 85 A. Gates
QB 17 P. Rivers
WR 83 V. Jackson
RB 24 R. Mathews

DEFENSE

RE 94 C. Liuget
DT 71 A. Garay
LE 92 V. Martin
OLB 95 S. Phillips
ILB 51 T. Spikes
ILB 56 D. Butler
OLB 99 T. LaBoy
RCB 20 A. Cason
LCB 23 Q. Jammer
SS 28 S. Gregory
FS 32 E. Weddle

CHARGERS SUBSTITUTIONS: P 5 M.Scifres, K 9 N.Novak, WR 12 P.Crayton, WR 15 R.Goodman, FB 22 J.Hester, S 25 D.Stuckey, S 27 P.Oliver, CB 29 S. Wright, CB 33 D.Hughes, FB 35 M.Tolbert, RB 44 C. Brinkley, LS 47 M.Windt, LB 58 N.Diggs, LB 59 A.Gachkar, OL 60 I. Ndukew, C 64 Baxter, DE 74 J. Cesaire, DT 76 C.Thomas, TE 82 K. Sperry, DE 90 T.Harris, OLB 91 E. Brown, LB 97 B. Bird, LB 98 A.Barnes. **DID NOT PLAY:** QB 7 B. Volek. **INACTIVE:** WR 13 B.Walters, CB-KR 38 M. Gilchrist, G 65 L. Vasquez, C 69 T. Green, T 73 M. McNeill, WR 80 M. Floyd, DT 93 Castillo.

		1	2	3	4	OT	TOTAL	FIELD GOALS (made () missed)
VISITOR	Denver Broncos	0	7	3	3	3	16	M. Prater (41) (24) (37)
HOME	San Diego Chargers	3	7	3	0	—	13	N. Novak (53) (25) 48WR 53WR

Team	Qtr	Clock Time	PLAY DESCRIPTION (Extra Point) (Drive Info)	SCORE Visitor Home
CHARGERS	1	11:34	N. Novak 53 yd. Field Goal (9-45, 3:26)	0 3
CHARGERS	2	7:58	A. Gates 6 yd. pass from P. Rivers (N. Novak kick) (15-91, 8:47)	0 10
BRONCOS	2	0:55	E. Decker 18 yd. pass from T. Tebow (M. Prater kick) (4-46, 0:32)	7 10
CHARGERS	3	9:30	N. Novak 25 yd. Field Goal (8-48, 3:48)	7 13
BRONCOS	3	0:33	M. Prater 41 yd. Field Goal (11-57, 6:08)	10 13
BRONCOS	4	1:34	M. Prater 24 yd. Field Goal (9-68, 3:53)	13 13
BRONCOS	5	0:29	M. Prater 37 yd. Field Goal (6-38, 2:02)	16 13

Final Individual Statistics																					
Denver Broncos									San Diego Chargers												
Rushing	Att	Yds	Avg	Lg	Td	Rushing	Att	Yds	Avg	Lg	Td	Passing	Att	Cmp	Yds	Tkd/ Yd	Td	Lg	In	Rtg.	
W. McGahee	23	117	5.1	24	0	R. Matthews	22	137	6.2	39	0	P. Rivers	36	19	188	3/29	1	30	0	77.1	
T. Tebow	22	67	3.0	12	0	M. Tolbert	11	44	4.0	11	0	P. Rivers	36	19	188	3/29	1	30	0	77.1	
L. Ball	4	19	4.8	7	0	J. Hester	1	2	2.0	2	0	P. Rivers	36	19	188	3/29	1	30	0	77.1	
S. Larsen	1	4	4.0	4	0	P. Rivers	1	1	1.0	1	0	P. Rivers	36	19	188	3/29	1	30	0	77.1	
E. Royal	1	1	1.0	1	0	C. Brinkley	1	1	1.0	1	0	P. Rivers	36	19	188	3/29	1	30	0	77.1	
TOTAL	51	208	4.1	24	0	TOTAL	36	185	5.1	39	0	P. Rivers	36	19	188	3/29	1	30	0	77.1	
Passing	Att	Cmp	Yds	Tkd/ Yd	Td	Lg	In	Rtg.	Passing	Att	Cmp	Yds	Tkd/ Yd	Td	Lg	In	Rtg.				
T. Tebow	18	9	143	1/2	1	39	0	95.4	P. Rivers	36	19	188	3/29	1	30	0	77.1				
TOTAL	18	9	143	1/2	1	39	0	95.4	TOTAL	36	19	188	3/29	1	30	0	77.1				
Pass Receiving	No	Yds	Avg	Lg	Td	Pass Receiving	No	Yds	Avg	Lg	Td										
E. Decker	3	65	21.7	39	1	A. Gates	6	49	8.2	17	1										
J. Johnson	2	24	12.0	14	0	V. Brown	3	50	16.7	30	0										
M. Willis	2	12	6.0	14	0	M. Tolbert	3	19	6.3	8	0										
D. Rosario	1	23	23.0	23	0	V. Jackson	2	25	12.5	15	0										
D. Fells	1	19	19.0	19	0	R. McMichael	2	24	12.0	20	0										
TOTAL	9	143	15.9	39	1	P. Crayton	1	11	11.0	11	0										
Interceptions	No	Yds	Avg	Lg	Td	Interceptions	No	Yds	Avg	Lg	Td										
TOTAL	0	0	0	0	0	TOTAL	0	0	0.0	0	0										
Punting	No	Yds	Avg	Net	Tb	In20	Lg	Punting	No	Yds	Avg	Net	Tb	In20	Lg						
B. Colquitt	9	391	43.4	37.2	2	3	61	M. Scifres	6	308	51.3	38.0	1	1	62						
TOTAL	9	391	43.4	37.2	2	3	61	TOTAL	6	308	51.3	38.0	1	1	62						
Punt Returns	No	Yds	Avg	Fc	Lg	Td	Punt Returns	No	Yds	Avg	Fc	Lg	Td								
E. Royal	4	60	15.0	0	31	0	P. Crayton	3	16	5.3	3	9	0								
[OUT OF BOUNDS]	1	0	0.0	0	—	0	[DOWNED]	1	0	0.0	0	—	0								
[TOUCHBACK]	1	0	0.0	0	—	0	[TOUCHBACK]	2	0	0.0	0	—	0								
RETURNS	4	60	15.0	0	31	0	RETURNS	3	16	5.3	3	9	0								
Kickoff Returns	No	Yds	Avg	Fc	Lg	Td	Kickoff Returns	No	Yds	Avg	Fc	Lg	Td								
E. Decker	2	50	25.0	0	34	0	R. Goodman	1	21	21.0	0	21	0								
C. Vaughn	1	36	36.0	0	36	0	[TOUCHBACK]	3	0	0.0	0	—	0								
E. Royal	1	20	20.0	0	20	0	RETURNS	1	21	21.0	0	21	0								
[TOUCHBACK]	1	0	0.0	0	—	0	RETURNS	1	21	21.0	0	21	0								
RETURNS	4	106	26.5	0	36	0	RETURNS	1	21	21.0	0	21	0								
Denver Broncos	Own	Opp.	Out	San Diego Chargers	Own	Opp.	Out														
FUMBLES	Fum	Lost	Rec.	Yds	TD	FF	Rec.	Yds	TD	Bnds	FUMBLES	Fum	Lost	Rec.	Yds	TD	FF	Rec.	Yds	TD	Bnds
D. Fells	1	0	0	0	0	0	0	0	0	0	P. Oliver	0	0	0	0	0	1	0	0	0	0
T. Tebow	1	0	0	-1	0	0	0	0	0	1											

FINAL TEAM STATISTICS									
	BRONCOS		CHARGERS			BRONCOS		CHARGERS	
TOTAL FIRST DOWNS		18		20	FGs - PATs Had Blocked		0-0		0-0
By Rushing		10		9	Net Punting Average		37.2		38.0
By Passing		7		10	TOTAL RETURN YARDAGE (Not Including Kickoffs)		60		16
By Penalty		1		1	No. and Yards Punt Returns		4-60		3-16
THIRD DOWN EFFICIENCY	5-16-31%		6-17-35%		No. and Yards Kickoff Returns		4-106		1-21
FOURTH DOWN EFFICIENCY	0-0-0%		0-0-0%		No. and Yards Interception Returns		0-0		0-0
TOTAL NET YARDS		349		344	PENALTIES Number and Yards		9-63		4-30
Total Offensive Plays (inc. times thrown passing)		70		75	FUMBLES Number and Lost		2-0		0-0
Average gain per offensive play		5.0		4.6	TOUCHDOWNS		1		1
NET YARDS RUSHING		208		185	Rushing		0		0
Total Rushing Plays		51		36	Passing		1		1
Average gain per rushing play		4.1		5.1	EXTRA POINTS Made-Attempts		1-1		1-1
Tackles for a loss-number and yards	5-11		2-5		Kicking Made-Attempts		1-1		1-1
NET YARDS PASSING		141		159	FIELD GOALS Made-Attempts		3-3		2-4
Times thrown - yards lost attempting to pass	1-2		3-29		RED ZONE EFFICIENCY	1-3-33%		1-2-50%	
Gross yards passing		143		188	GOAL TO GO EFFICIENCY	0-0-0%		0-1-0%	
PASS ATTEMPTS-COMPLETIONS-HAD INTERCEPTED	18-9-0		36-19-0		SAFETIES		0		0
Avg gain per pass play (inc.# thrown passing)		7.4		4.1	FINAL SCORE		16		13
KICKOFFS Number-In End Zone-Touchbacks	4-4-3		5-4-1		TIME OF POSSESSION		37:08		37:23
PUNTS Number and Average	9-43.4		6-51.3						
Had Blocked		0		0					

Broncos Defensive Statistics																	
(Press Box Totals)																	
Player	UT	A	TT	S-Yds	I-Yds	PD	FF	FR	Player	UT	A	TT	S-Yds	I-Yds	PD	FF	FR
D. Williams	10	2	12	0-0	0-0	0	0	0	B. Bunkley	4	0	4	0-0	0-0	0	0	0
V. Miller	8	2	10	1-6	0-0	1	0	0	R. Ayers	3	0	3	0-0	0-0	0	0	0
J. Mays	6	1	7	0-0	0-0	0	0	0	A. Goodman	2	0	2	0-0	0-0	2	0	0
W. Woodyard	3	4	7	0-0	0-0	0	0	0	J. Hunter	1	0	1	0-0	0-0	0	0	0
Q. Carter	3	3	6	0-0	0-0	0	0	0	M. Unrein	1	0	1	0-0	0-0	0	0	0
C. Harris	4	1	5	0-0	0-0	0	0	0	R. McBean	1	0	1	0-0	0-0	0	0	0
E. Dumervil	3	2	5	2-23	0-0	0	0	0	M. Thomas	0	1	1	0-0	0-0	1	0	0
B. Dawkins	4	0	4	0-0	0-0	0	0	0	TEAM TOTALS	57	16	73	3-29	0-0	4	0	0
C. Bailey	4	0	4	0-0	0-0	0	0	0									



Denver 35, Minnesota 32

Sunday, Dec. 4, 2011 • 12:05 p.m. CST • Mall of America Field (HHH Metrodome) • Minneapolis, Minn.

TEMPERATURE: 65° • OUTDOOR WEATHER: 25° • TIME: 3:16 • ATTENDANCE: 62,939

The Denver Broncos overcame a fourth-quarter deficit for the third consecutive week, knocking off the Minnesota Vikings in front of 62,939 at Mall of America Field in Minneapolis.

Trailing Minnesota 21-20 after three quarters, the Broncos scored 14 points in the final frame and earned a 35-32 victory on the road to climb into a tie atop the AFC West.

The Broncos forced three turnovers by Minnesota quarterback Christian Ponder, including an interception in the final two minutes that set up kicker Matt Prater's game-winning field goal as time expired.

Quarterback Tim Tebow improved to 7-3 as a starter after a career day in which he threw for 202 yards on just 15 attempts and compiled a 149.3 quarterback rating. Wide receiver Demaryius Thomas racked up 144 receiving yards and two touchdowns, while boasting a 36.0-yards-per-catch average.

An unremarkable offensive performance by the Broncos in the first half netted just 48 total yards, but timely takeaways and tight red zone defense kept Denver in the ball game. Minnesota took an early lead, forcing a safety after a Chris Kluwe punt pinned the Broncos inside their own 1-yard line.

The Vikings offense threatened on its next possession, but safety Brian Dawkins' strip sack of Ponder at the Denver 8-yard line ended the drive. The defense put Denver's first points on the board as linebacker Mario Haggan picked off Ponder and waltzed into the end zone to give Denver a 7-2 lead. A touchdown pass from Ponder to tight end Kyle Rudolph and two field goals by kicker Ryan Longwell rounded out the first-half scoring and contributed to a 15-7 halftime lead for the Vikings.

Denver wasted no time after the break, scoring the first of its three second-half touchdowns on the opening drive as Tebow connected with Thomas for a 21-yard touchdown.

Minnesota found the end zone next, as wide receiver Percy Harvin capped a six-play, 85-yard drive with a 52-yard touchdown pass from Ponder to extend the Vikings' lead to 22-14. The Broncos responded with a long pass play of their own, as Tebow evaded a host of would-be tacklers and found Thomas for a 41-yard touchdown—his second of the game.

The teams traded punts to open the fourth before Harvin took a screen pass from Ponder and outran Denver's secondary for his second touchdown of the day (41 yards) to give the Vikings a 29-21 advantage. The Broncos moved quickly back down the field, and running back Willis McGahee, who turned in his sixth 100-yard rushing effort of the season, capped a two-play, 66-yard drive with a 24-yard touchdown run. A quarterback keeper by Tebow on the two-point conversion attempt knotted the score at 29-29.

Efficient drives by both sides produced field goals, and Minnesota assumed possession with 1:33 remaining and two timeouts. Ponder's first pass of the series was intercepted by cornerback André Goodman in Minnesota territory, and Denver ran the clock down to set up Prater's game-winning field goal.

OFFICIALS:

Referee — Terry McAulay (77); **Umpire** — Paul King (121); **Head Linesman** — Greg Bradley (98); **Line Judge** — Mark Steinkerchner (84); **Side Judge** — Michael Banks (72); **Field Judge** — Terry Brown (43); **Back Judge** — Lee Dyer (27); **Replay** — Earnie Frantz.

DENVER BRONCOS

OFFENSE

WR 87 E. Decker
LT 78 R. Clady
LG 68 Z. Beadles
C 50 J. Walton
RG 73 C. Kuper
RT 74 O. Franklin
TE 86 D. Fells
TE 75 C. Clark
QB 15 T. Tebow
TE 85 V. Green
RB 23 W. McGahee

DEFENSE

LDE 91 R. Ayers
NT 77 B. Bunkley
DT 79 M. Thomas
RDE 92 E. Dumervil
SLB 57 M. Haggan
MLB 51 J. Mays
WLB 55 D. Williams
LCB 24 C. Bailey
RCB 21 A. Goodman
CB 25 C. Harris
FS 28 Q. Carter

BRONCOS SUBSTITUTIONS: P 4 B.Colquitt, K 5 M.Prater, WR 12 M.Willis, WR 17 Q.Cosby, WR 19 E.Royal, S 20 B.Dawkins, CB 29 J.Wilhide, S 30 D.Bruton, S 34 K.McCarthy, RB 35 L.Ball, S 36 R.Bush, RB 37 J.Johnson, FB 46 S.Larsen, WLB 52 W.Woodyard, MLB 56 N.Irving, LS 66 L.Paxton, G 71 R.Hochstein, TE 81 D.Rosario, WR 88 D.Thomas, DE 90 J.Hunter, DE 95 D.Harvey, DT 96 M.Unrein, DT 98 R.McBean. **DID NOT PLAY:** QB 9 B. Quinn. **INACTIVE:** S 26 R.Moore, FB 45 Q.Johnson, LB 53 M.Mohamed, SLB 58 V.Miller, G 65 M.Ramirez, T 76 T.Hills, TE 80 J.Thomas.

MINNESOTA VIKINGS

OFFENSE

WR 19 D. Aromashodu
LT 74 C. Johnson
LG 76 S. Hutchinson
C 65 J. Sullivan
RG 64 A. Herrera
RT 71 P. Loadholt
TE 40 J. Kleinsasser
WR 12 P. Harvin
QB 7 C. Ponder
RB 32 T. Gerhart
WR 14 J. Webb

DEFENSE

LDE 96 B. Robison
NT 92 R. Ayodele
UT 93 K. Williams
RE 69 J. Allen
SLB 52 C. Greenway
MLB 56 E.J. Henderson
WLB 50 E. Henderson
LCB 22 B. Sapp
RCB 23 C. Griffen
SS 33 J. Sanford
FS 41 M. Raymond

MINNESOTA SUBSTITUTIONS: P 4 C.Kluwe, K 8 R.Longwell, WR 11 S.Burton, S 24 J.Page, RB 27 L.Booker, CB 35 M.Sherels, CB 36 B.Burton, S 37 E.Frampton, FB 44 R.D'Imperio, LS 48 M.Katula, LB 51 L.Dean, LB 55 K.Onatolu, LB 57 X.Adibi, C 61 J.Berger, T 79 P.Brown, TE 81 V.Shiancoe, TE 82 K.Rudolph, WR 85 G.Camarillo, DT 90 F.Evans, DE 97 E.Griffen, DT 98 L.Guion, DT 99 C.Ballard. **DID NOT PLAY:** QB 18 S. Rosenfels. **INACTIVE:** CB 21 A.Allen, RB 28 A.Peterson, CB 31 C.Cook, S 34 A.Sendejo, C 63B.Fusco, T 75 D.Love, TE 89 A.Reisner, DE 91 D.Reed.

		1	2	3	4	OT	TOTAL	FIELD GOALS (made () missed)
VISITOR	Denver Broncos	7	0	14	14	—	35	M. Prater (46) (23)
HOME	Minnesota Vikings	5	10	7	10	—	32	R. Longwell (40) (25) (39)

Team	Qtr	Clock Time	PLAY DESCRIPTION (Extra Point) (Drive Info)	SCORE
VIKINGS	1	12:39	W. McGahee tackled in the end zone by J. Allen for a safety	0 2
BRONCOS	1	5:42	M. Haggan 16 yd. interception return (M. Prater kick)	7 2
VIKINGS	1	1:24	R. Longwell 40 yd. Field Goal (6-14, 2:21)	7 5
VIKINGS	2	3:33	K. Rudolph 19 yd. yard pass from C. Ponder (R. Longwell kick) (12-96, 5:57)	7 12
VIKINGS	2	0:00	R. Longwell 25 yd. Field Goal (4-15, 0:39)	7 15
BRONCOS	3	11:18	D. Thomas 21 yd. pass from T. Tebow (M. Prater kick) (9-78, 3:42)	14 15
VIKINGS	3	3:12	P. Harvin 52 yd. pass from C. Ponder (R. Longwell kick) (6-85, 3:23)	14 22
BRONCOS	3	2:48	D. Thomas 41 yd. pass from T. Tebow (M. Prater kick) (1-41, 0:24)	21 22
VIKINGS	4	9:41	P. Harvin 48 yd. pass from C. Ponder (R. Longwell kick) (4-77, 1:36)	21 29
BRONCOS	4	8:52	W. McGahee 24 yd. run (T. Tebow run) (2-66, 0:49)	29 29
VIKINGS	4	3:06	R. Longwell 39 yd. Field Goal (13-59, 5:46)	29 32
BRONCOS	4	1:33	M. Prater 46 yd. Field Goal (7-52, 1:33)	32 32
BRONCOS	4	0:00	M. Prater 23 yd. Field Goal (6-10, 1:25)	35 32

FINAL INDIVIDUAL STATISTICS																							
Denver Broncos										Minnesota Vikings													
RUSHING	ATT		YDS	AVG	LG	TD					RUSHING	ATT		YDS	AVG	LG	TD						
W. McGahee	20		111	5.6	24	1					T. Gerhart	21		91	4.3	16	0						
L. Ball	7		25	3.6	11	0					P. Harvin	5		19	3.8	13	0						
T. Tebow	4		13	3.3	7	0					C. Ponder	1		12	12.0	12	0						
S. Larsen	1		1	1.0	1	0					J. Webb	1		4	4.0	4	0						
											L. Booker	2		3	1.5	6	0						
TOTAL	32		150	4.7	24	1					TOTAL	30		129	4.3	16	0						
PASSING	ATT		CMP	YDS	TKD/YD	TD	LG	IN	Rtg.					PASSING	ATT		CMP	YDS	TKD/YD	TD	LG	IN	Rtg.
T. Tebow	15		10	202	2/16	2	42	0	149.3					C. Ponder	47		29	381	3/29	3	52	2	90.8
														J. Webb	1		1	8	0/0	0	8	0	100.0
TOTAL	15		10	202	2/16	2	42	0	149.3					TOTAL	48		30	389	3/29	3	52	2	91.4
PASS RECEIVING			NO	YDS	AVG	LG	TD					PASS RECEIVING			NO	YDS	AVG	LG	TD				
D. Thomas			4	144	36.0	42	2					P. Harvin			8	156	19.5	52	2				
E. Decker			2	25	12.5	17	0					T. Gerhart			8	42	5.3	14	0				
L. Ball			2	14	7.0	8	0					D. Aromashodu			6	90	15.0	20	0				
M. Willis			1	12	12.0	12	0					V. Shiancoe			4	36	9.0	12	0				
E. Royal			1	7	7.0	7	0					S. Burton			2	38	19.0	21	0				
												K. Rudolph			1	19	19.0	19	0				
												L. Booker			1	8	8.0	8	0				
TOTAL			10	202	20.2	42	2					TOTAL			30	389	13.0	52	3				
INTERCEPTIONS			NO	YDS	AVG	LG	TD					INTERCEPTIONS			NO	YDS	AVG	LG	TD				
A. Goodman			1	20	20.0	20	0																
M. Haggan			1	16	16.0	16	1																
TOTAL			2	36	18.0	20	1					TOTAL			0	0	0.0	—	0				
PUNTING	NO		YDS	AVG	NET	TB	IN20	LG					PUNTING	NO		YDS	AVG	NET	TB	IN20	LG		
B. Colquitt	6		307	51.2	48.8	0	3	59					C. Kluwe	6		297	49.5	44.2	1	1	60		
TOTAL	6		307	51.2	48.8	0	3	59					TOTAL	6		297	49.5	44.2	1	1	60		
PUNT RETURNS			NO	YDS	AVG	FC	LG	TD					PUNT RETURNS			NO	YDS	AVG	FC	LG	TD		
E. Royal			2	12	6.0	1	6	0					M. Sherels			3	14	4.7	2	11	0		
M. Willis			1	0	0.0	0	0	0					[DOWNED]			1	0	0.0	0	—	0		
[DOWNED]			1	0	0.0	0	—	0															
[TOUCHBACK]			1	0	0.0	0	—	0															
RETURNS			3	12	4.0	1	6	0					RETURNS			3	14	4.7	2	11	0		
KICKOFF RETURNS			NO	YDS	AVG	FC	LG	TD					KICKOFF RETURNS			NO	YDS	AVG	FC	LG	TD		
Q. Cosby			4	132	33.0	0	63	0					M. Sherels			5	111	22.2	0	30	0		
[TOUCHBACK]			2	0	0.0	0	—	0					[TOUCHBACK]			2	0	0.0	0	—	0		
RETURNS			4	132	33.0	0	63	0					RETURNS			5	111	22.2	0	30	0		
Denver Broncos	Own		Opp.		Out						Minnesota Vikings	Own		Opp.		Out							
FUMBLES	Fum	Lost	Rec.	Yds	TD	FF	Rec.	Yds	TD	Bnds	FUMBLES	Fum	Lost	Rec.	Yds	TD	FF	Rec.	Yds	TD	Bnds		
W. McGahee	1	1	0	0	0	0	0	0	0	0	C. Ponder	1	1	0	0	0	0	0	0	0	0		
T. Tebow	1	1	0	0	0	0	0	0	0	0	J. Allen	0	0	0	0	0	1	1	1	0	0		
M. Willis	1	0	0	0	0	0	0	0	0	0	C. Griffin	0	0	0	0	0	1	0	0	0	0		
C. Harris	0	0	1	0	0	0	0	0	0	0	J. Sanford	0	0	0	0	0	0	1	0	0	0		
B. Dawkins	0	0	0	0	0	1	0	0	0	0													
J. Hunter	0	0	0	0	0	0	1	18	0	0													
TOTAL	3	2	1	0	0	1	1	18	0	0	TOTAL	1	1	0	0	0	2	2	1	0	0		

FINAL TEAM STATISTICS																			
BRONCOS					VIKINGS					BRONCOS					VIKINGS				
TOTAL FIRST DOWNS					13					27					FGs - PATs Had Blocked				
By Rushing					6					6					Net Punting Average				
By Passing					7					17					TOTAL RETURN YARDAGE (Not Including Kickoffs)				
By Penalty					0					4					No. and Yards Punt Returns				
THIRD DOWN EFFICIENCY					3-11-27%					6-15-40%					No. and Yards Kickoff Returns				
FOURTH DOWN EFFICIENCY					0-0-0%					0-0-0%					No. and Yards Interception Returns				
TOTAL NET YARDS					336					489					PENALTIES Number and Yards				
Total Offensive Plays (inc. times thrown passing)					49					81					FUMBLES Number and Lost				
Average gain per offensive play					6.9					6.0					TOUCHDOWNS				
NET YARDS RUSHING					150					129					Rushing				
Total Rushing Plays					32					30					Passing				
Average gain per rushing play					4.7					4.3					Interceptions				
Tackles for a loss-number and yards					4-8					4-12					EXTRA POINTS Made-Attempts				
NET YARDS PASSING					186					360					Kicking Made-Attempts				
Times thrown - yards lost attempting to pass					2-16					3-29					Rushing Made-Attempts				
Gross yards passing					202					389					FIELD GOALS Made-Attempts				
PASS ATTEMPTS-COMPLETIONS-HAD INTERCEPTED					15-10-0					48-30-2					RED ZONE EFFICIENCY				
Avg gain per pass play (inc.# thrown passing)					10.9					7.1					GOAL TO GO EFFICIENCY				
KICKOFFS Number-In End Zone-Touchbacks					7-6-2					6-4-2					SAFETIES				
PUNTS Number and Average					6-51.2					6-49.5					FINAL SCORE				
Had Blocked					0					0					TIME OF POSSESSION				
															22:09		37:51		

BRONCOS DEFENSIVE STATISTICS																	
(Press Box Totals)																	
PLAYER	UT	A	TT	S-YDS	I-YDS	PD	FF	FR	PLAYER	UT	A	TT	S-YDS	I-YDS	PD	FF	FR
M. Haggan	7	6	13	0-0	1-16	1	0	0	C. Bailey	2	1	3	0-0	0-0	1	0	0
D. Williams	5	4	9	0-0	0-0	0	0	0	M. Thomas	2	1	3	0-0	0-0	0	0	0
A. Goodman	5	2	7	0-0	1-20	2	0	0	B. Bunkley	2	1	3	0-0	0-0	0	0	0
B. Dawkins	4	1	5	1-24	0-0	1	1	0	TEAM	2	0	2	0-0	0-0	0	0	0
C. Harris	4	0	4	0-0	0-0	0	0	0	R. McBean	1	1	2	1-1	0-0	0	0	0
J. Mays	4	0	4	0-0	0-0	0	0	0	R. Ayers	0	2	2	0-0	0-0	1	0	0
E. Dumervil	2	2	4	1-4	0-0	0	0	0	D. Bruton	1	0	1	0-0	0-0	0	0	0
W. Woodyard	2	2	4	0-0	0-0	0	0	0	J. Hunter	0	0	0	0-0	0-0	0	0	1
Q. Carter	3	0	3	0-0	0-0	0	0	0	TEAM TOTALS	46	23	69	3-29	2-36	6	1	1





Denver 13, Chicago 10

Sunday, Dec. 11, 2011 • 2:05 p.m. MST • Sports Authority Field at Mile High • Denver

WEATHER: Sunny, 50°, Wind NE 7 mph • TIME: 3:14 • ATTENDANCE: 76,487

Matt Prater kicked a pair of late field goals, including a 59-yarder to force overtime and a 51-yarder in the extra session, to lift the Denver Broncos to a 13-10 win over the Chicago Bears in front of 76,487 at Sports Authority Field at Mile High. With the win, the Broncos improved to 8-5 on the season and took sole possession of first place in the AFC West.

The Broncos won their sixth consecutive contest by erasing a 10-point deficit in the final 2:15 of regulation to force the extra frame. The comeback marked Denver's third overtime victory of the season and the second time the Broncos won when trailing by double digits in the final three minutes of regulation.

Quarterback Tim Tebow threw for 236 yards and a touchdown, while linebacker D.J. Williams collected nine solo tackles—including two sacks—on the afternoon.

The teams played a scoreless first half, as neither offense was able to move the ball consistently. Chicago punted on all five of its first-half possessions and never sustained a drive longer than eight plays. Denver saw two promising drives end in Chicago territory in the first half, as cornerback Charles Tillman intercepted an errant pass and defensive end Julius Peppers blocked a 28-yard field goal attempt.

Both teams carried strong defensive performances over to the second half, but a 26-yard punt return by Chicago wide receiver Devin Hester set up a six-play touchdown drive that gave Chicago a 7-0 lead. Kicker Robbie Gould added to the Bears' lead early in the fourth when he connected on a 57-yard field goal.

As the clock wound down in the fourth quarter, Tebow led the Broncos on a 7-play, 63-yard scoring drive. He threw seven straight completions on the drive, including a 10-yard touchdown strike to wide receiver Demaryius Thomas to cut the Bears' lead to 10-7.

After a failed onside kick attempt, the Broncos held Chicago's offense to a three-and-out. A crucial play came on second-down when Williams forced Barber out of bounds to stop the clock with 1:55 remaining. After the punt, the Broncos offense took over at its own 20-yard line. Tebow found receivers for gains of 9, 11 and 19 yards on consecutive pass plays to set up Prater's game-tying 59-yard field goal to force overtime.

Chicago won the toss in overtime and had little trouble advancing the ball on its opening possession, moving into field goal range in just five plays. On third down, however, linebacker Wesley Woodyard punched the ball loose from Barber, and Denver recovered.

Denver took advantage of the takeaway, marching 33 yards and setting up Prater's fourth game-winning field goal of the season.

OFFICIALS:

Referee — Carl Cheffers (51); **Umpire** — Undrey Wash (96); **Head Linesman** — Kent Payne (79); **Line Judge** — Thomas Symonette (100); **Side Judge** — Laird Hayes (125); **Field Judge** — Jimmy Buchanan (86); **Back Judge** — Todd Prukop (30); **Replay** — Larry Nemmers.

DENVER BRONCOS

OFFENSE

WR 87 E. Decker
LT 78 R. Clady
LG 68 Z. Beadles
C 50 J. Walton
RG 73 C. Kuper
RT 74 O. Franklin
TE 86 D. Fells
WR 88 D. Thomas
QB 15 T. Tebow
FB 46 S. Larsen
RB 23 W. McGahee

DEFENSE

LDE 91 R. Ayers
NT 77 B. Bunkley
DT 79 M. Thomas
RDE 92 E. Dumervil
SLB 58 V. Miller
MLB 51 J. Mays
WLB 55 D. Williams
LCB 24 C. Bailey
RCB 21 A. Goodman
SS 20 B. Dawkins
FS 28 Q. Carter

BRONCOS SUBSTITUTIONS: P 4 B.Colquitt, K 5 M.Prater, WR 12 M.Willis, WR 17 Q.Cosby, CB 25 C. Harris, S 26 R. Moore, CB 29 J.WilHITE, S 30 D.Bruton, S 34 K.McCarthy, RB 35 L.Ball, S 36 R.Bush, RB 37 J.Johnson, WLB 52 W.Woodyard, MLB 56 N.Irving, MLB 57 M. Haggan, LS 66 L.Paxton, G 71 R.Hochstein, TE 75 C. Clark, TE 81 D.Rosario, TE 85 V. Green, DE 90 J.Hunter, DT 96 M.Unrein, DT 98 R.McBean. **DID NOT PLAY:** QB 9 B. Quinn. **INACTIVE:** WR 19 E. Royal, FB 45 Q.Johnson, LB 53 M.Mohamed, G 65 M.Ramirez, T 76 T.Hills, TE 80 J.Thomas, DE 95 D. Harvey.

CHICAGO BEARS

OFFENSE

WR 13 J. Knox
LT 73 J. Webb
LG 70 E. Williams
C 63 R. Garza
RG 67 C. Spencer
RT 60 L. Louis
WR 80 E. Bennett
WR 23 D. Hester
QB 12 C. Hanie
RB 32 K. Bell
FB 44 T. Clutts

DEFENSE

LE 71 I. Idonije
DT 69 H. Melton
NT 75 M. Toeaina
RE 90 J. Peppers
WLB 55 L. Briggs
MLB 54 B. Urlacher
SLB 53 N. Roach
LCB 26 T. Jennings
RCB 33 C. Tillman
SS 20 C. Steltz
FS 47 C. Conte

BEARS SUBSTITUTIONS: P 8 A. Podlesh, K 9 R. Gould, WR 11 R. Williams, WR 18 D. Sanzenbacher, CB 21 C. Graham, RB 24 M. Barber, CB 30 D. Moore, CB 35 Z. Bowman, LS 45 C. Massey, S 49 W. Venable, LB 52 J. Williams, LB 58 D. DeCicco, LB 59 P. Trahan, T/G 68 F. Omiyale, WR 81 S. Hurd, TE 87 K. Davis, TE 89 M. Speath, DT 91 A. Okoye, DT 92 S. Paea, DE 94, C. Davis, DE 98 C. Wootton. **DID NOT PLAY:** QB 15 J. McCown, S 31 B. Meriweather, T 79 L. Horn. **INACTIVE:** QB 6 J. Cutler, QB 10 N. Enderle, RB 22 M. Forte, S 27 M. Wright, G 64 R. Henry, TE A. Smith, DT 95 A. Adams.

		1	2	3	4	OT	TOTAL	FIELD GOALS (made () missed)
VISITOR	Chicago Bears	0	0	7	3	0	10	R. Gould (57)
HOME	Denver Broncos	0	0	0	10	3	13	M. Prater 28B (59) (51)
Team	Qtr	Clock Time	PLAY DESCRIPTION (Extra Point) (Drive Info)				SCORE	
BEARS	3	5:19	M. Barber 9 yd. run (R. Gould kick) (6-42, 3:15)				7	0
BEARS	4	14:55	R. Gould 57 yd. Field Goal (7-24, 3:53)				10	0
BRONCOS	4	2:08	D. Thomas 10 yd. pass from T. Tebow (M. Prater kick) (7-63, 2:26)				10	7
BRONCOS	4	0:03	M. Prater 59 yd. Field Goal (8-39, 0:53)				10	10
BRONCOS	5	8:34	M. Prater 51 yd. Field Goal (9-33, 4:13)				10	13

FINAL INDIVIDUAL STATISTICS																		
Chicago Bears									Denver Broncos									
RUSHING	ATT	YDS	AVG	LG	TD				RUSHING	ATT	YDS	AVG	LG	TD				
M. Barber	27	108	4.0	17	1				T. Tebow	12	49	4.1	16	0				
K. Bell	9	40	4.4	13	0				W. McGahee	17	34	2.0	7	0				
C. Hanie	2	11	5.5	9	0				J. Johnson	2	18	9.0	14	0				
									L. Ball	1	13	13.0	13	0				
									S. Larsen	1	5	5.0	5	0				
									D. Thomas	1	5	5.0	5	0				
TOTAL	38	159	4.2	17	1				TOTAL	34	124	3.6	16	0				
TKD/									TKD/									
PASSING	ATT	CMP	YDS	YD	TD	LG	IN	Rtg.	PASSING	ATT	CMP	YDS	YD	TD	LG	IN	Rtg.	
C. Hanie	19	12	115	4/29	0	19	0	79.9	T. Tebow	40	21	236	5/15	1	23	1	68.3	
TOTAL	19	12	115	4/29	0	19	0	79.9	TOTAL	40	21	236	5/15	1	23	1	68.3	
PASS RECEIVING			NO	YDS	AVG	LG	TD		PASS RECEIVING			NO	YDS	AVG	LG	TD		
K. Bell			5	24	4.8	13	0		D. Thomas			7	78	11.1	16	1		
J. Knox			3	37	12.3	19	0		M. Willis			4	75	18.8	23	0		
M. Barber			2	32	16.0	16	0		L. Ball			4	37	9.3	11	0		
R. Williams			2	22	11.0	17	0		E. Decker			3	33	11.0	23	0		
									J. Johnson			2	11	5.5	8	0		
									W. McGahee			1	2	2.0	2	0		
TOTAL			12	115	9.6	19	0		TOTAL			21	236	11.2	23	1		
INTERCEPTIONS			NO	YDS	AVG	LG	TD		INTERCEPTIONS			NO	YDS	AVG	LG	TD		
C. Tillman			1	0	0.0	0	0											
TOTAL			1	0	0.0	0	0		TOTAL			0	0	0.0	—	0		
PUNTING		NO	YDS	AVG	NET	TB	IN20	LG	PUNTING		NO	YDS	AVG	NET	TB	IN20	LG	
A. Podlesh		11	526	47.8	39.4	1	4	57	B. Colquitt		8	363	45.4	40.9	0	3	53	
TOTAL		11	526	47.8	39.4	1	4	57	TOTAL		8	363	45.4	40.9	0	3	53	
PUNT RETURNS		NO	YDS	AVG	FC	LG	TD		PUNT RETURNS		NO	YDS	AVG	FC	LG	TD		
D. Hester		2	36	18.0	5	26	0		Q. Cosby		8	73	9.1	2	14	0		
[OUT OF BOUNDS]		1	0	0.0	0	—	0		[TOUCHBACK]		1	0	0.0	0	—	0		
RETURNS		2	36	18.0	5	26	0		RETURNS		8	73	9.1	2	14	0		
KICKOFF RETURNS		NO	YDS	AVG	FC	LG	TD		KICKOFF RETURNS		NO	YDS	AVG	FC	LG	TD		
D. Hester		1	25	25.0	0	25	0		[TOUCHBACK]		3	0	0.0	0	—	0		
[TOUCHBACK]		2	0	0.0	0	—	0											
RETURNS		1	25	25.0	0	25	0		RETURNS		0	0	0.0	0	—	0		
Chicago Bears		Own		Opp.		Out		Denver Broncos		Own		Opp.		Out				
FUMBLES	Fum	Lost	Rec.	Yds	TD	FF	Rec.	Yds	TD	Bnds	FUMBLES	Fum	Lost	Rec.	Yds	TD	Bnds	
M. Barber	1	1	0	0	0	0	0	0	0	0	T. Tebow	2	1	0	0	0	0	1
J. Peppers	0	0	0	0	0	1	0	0	0	0	Q. Cosby	1	0	1	0	0	0	0
C. Steltz	0	0	0	0	0	1	0	0	0	0	W. Woodyard	0	0	0	0	0	0	0
I. Idonije	0	0	0	0	0	0	1	0	0	0	E. Dumervil	0	0	0	0	0	0	0
TOTAL	1	1	0	0	0	2	1	0	0	0	TOTAL	3	1	1	0	0	0	0

FINAL TEAM STATISTICS													
BEARS							BRONCOS						
TOTAL FIRST DOWNS	12						20						
By Rushing	7						5						
By Passing	5						13						
By Penalty	0						2						
THIRD DOWN EFFICIENCY	2-15-13%						5-17-29%						
FOURTH DOWN EFFICIENCY	0-0-0%						0-0-0%						
TOTAL NET YARDS	245						345						
Total Offensive Plays (inc. times thrown passing)	61						79						
Average gain per offensive play	4.0						4.4						
NET YARDS RUSHING	159						124						
Total Rushing Plays	38						34						
Average gain per rushing play	4.2						3.6						
Tackles for a loss-number and yards	4-8						3-6						
NET YARDS PASSING	86						221						
Times thrown - yards lost attempting to pass	4-29						5-15						
Gross yards passing	115						236						
PASS ATTEMPTS-COMPLETIONS-HAD INTERCEPTED	19-12-0						40-21-1						
Avg gain per pass play (inc.# thrown passing)	3.7						4.9						
KICKOFFS Number-In End Zone-Touchbacks	3-3-3						4-3-2						
PUNTS Number and Average	11-47.8						8-45.4						
Had Blocked	0						0						
FGs - PATs Had Blocked	0-0						1-0						
Net Punting Average	39.4						40.9						
TOTAL RETURN YARDAGE (Not Including Kickoffs)	36						73						
No. and Yards Punt Returns	2-36						8-73						
No. and Yards Kickoff Returns	1-25						0-0						
No. and Yards Interception Returns	1-0						0-0						
PENALTIES Number and Yards	8-69						4-28						
FUMBLES Number and Lost	1-1						3-1						
TOUCHDOWNS	1						1						
Rushing	1						0						
Passing	0						1						
EXTRA POINTS Made-Attempts	1-1						1-1						
Kicking Made-Attempts	1-1						1-1						
FIELD GOALS Made-Attempts	1-1						2-3						
RED ZONE EFFICIENCY	1-1-100%						1-2-50%						
GOAL TO GO EFFICIENCY	1-1-100%						0-0-0%						
SAFETIES	0						0						
FINAL SCORE	10						13						
TIME OF POSSESSION	31:47						34:39						

BRONCOS DEFENSIVE STATISTICS																	
(Press Box Totals)																	
PLAYER	UT	A	TT	S-YDS	I-YDS	PD	FF	FR	PLAYER	UT	A	TT	S-YDS	I-YDS	PD	FF	FR
D. Williams	9	0	9	2-16	0-0	0	0	0	R. Ayers	2	1	3	0-0	0-0	0	0	0
M. Thomas	5	1	6	0-0	0-0	0	0	0	C. Harris	2	0	2	0-0	0-0	1	0	0
E. Dumervil	5	0	5	1-5	0-0	0	0	1	W. Woodyard	2	0	2	0-0	0-0	0	1	0
R. Moore	5	0	5	0-0	0-0	0	0	0	Q. Carter	2	0	2	0-0	0-0	0	0	0
V. Miller	4	1	5	1-8	0-0	0	0	0	A. Goodman	2	0	2	0-0	0-0	0	0	0
J. Mays	4	0	4	0-0	0-0	0	0	0	C. Bailey	2	0	2	0-0	0-0	0	0	0
B. Bunkley	3	1	4	0-0	0-0	0	0	0	TEAM TOTALS	49	5	54	4-29	0-0	1	1	1
B. Dawkins	2	1	3	0-0	0-0	0	0	0									



New England 41, Denver 23

Sunday, Dec. 18, 2011 • 2:15 p.m. MST • Sports Authority Field at Mile High • Denver

WEATHER: Mostly Sunny, 63° • TIME: 3:13 • ATTENDANCE: 76,556

The Broncos were plagued by turnovers and penalties as they fell 41-23 to the New England Patriots in front of 76,556 fans at Sports Authority Field at Mile High. Quarterback Tim Tebow led the Denver offense on three early scoring drives, but three second-quarter turnovers gave way to 13 New England points, and the Broncos were unable to recover in the second half.

Defensive end Elvis Dumervil was in on a sack for his seventh straight contest, and rookie safety Quinton Carter found quarterback Tom Brady in the backfield for his first career sack but Denver had no answer for the high-powered New England offense, which racked up 451 yards of total offense and tallied a season-high 41 points.

Denver's offense found early success moving the ball, grinding out 250 yards of total offense in the first half. Running back Lance Ball scored his first-career rushing touchdown on a 32-yard scamper, while wide receiver Demaryius Thomas notched his second-career 100-yard receiving game.

After taking the game's opening kickoff, Denver moved the ball 71 yards in eight plays to set up an 9-yard touchdown run by Tebow that gave the Broncos a 6-0 lead after a failed extra point attempt.

Brady marched the Patriots downfield on their first possession, connecting on two passes of 30-plus yards. He found tight end Aaron Hernandez for 46 yards on third-and-long and wide receiver Chad Ochocinco two plays later for a 33-yard touchdown to tie the game at 7-7.

Denver scored in just four plays after regaining possession as Ball broke free for a 32-yard touchdown run. After forcing New England to punt, the Broncos added a field goal to take a 17-6 lead.

The Patriots countered on their next possession, capping a lengthy drive with a 1-yard touchdown pass from Brady to Hernandez to cut Denver's lead to 16-14. Fumbles on each of Denver's next two possessions turned into 10 New England points, and a muffed punt in the final seconds of the half led to another field goal that gave the Patriots a 27-16 advantage at the break.

New England padded its lead in the third quarter, as running back Danny Woodhead found a seam for a 10-yard touchdown run that opened up a 34-16 margin. The Broncos trimmed New England's advantage to 34-23 in the fourth quarter after a 1-yard rush by Tebow. Tebow connected with Thomas three times on the drive, and Ball took a screen pass 34 yards to set up the score.

The Patriots added a touchdown on their ensuing possession to put the game out of reach. The loss snapped a six-game winning streak for the Broncos.

OFFICIALS:

Referee — Mike Carey (94); **Umpire** — Chad Brown (31); **Head Linesman** — Dana McKenzie (8); **Line Judge** — Tim Podraza (47); **Side Judge** — Boris Cheek (41); **Field Judge** — Mike Weir (50); **Back Judge** — Kirk Dornan (6); **Replay** — Al Jury.

DENVER BRONCOS

OFFENSE

WR 87 E. Decker
LT 78 R. Clady
LG 68 Z. Beadles
C 50 J. Walton
RG 73 C. Kuper
RT 74 O. Franklin
TE 86 D. Fells
WR 88 D. Thomas
QB 15 T. Tebow
TE 81 D. Rosario
RB 23 W. McGahee

DEFENSE

LDE 98 R. McBean
DT 79 M. Thomas
RDE 92 E. Dumervil
SLB 58 V. Miller
WLB 55 D. Williams
LB 52 W. Woodyard
LCB 24 C. Bailey
CB 25 C. Harris
RCB 21 A. Goodman
SS 28 Q. Carter
FS 26 R. Moore

BRONCOS SUBSTITUTIONS: P 4 B. Colquitt, K 5 M. Prater, WR 12 M. Willis, WR 17 Q. Cosby, WR 19 E. Royal, CB 29 J. Wilhite, CB 32 T. Carter, DB 34 K. McCarthy, RB 35 L. Ball, S 36 R. Bush, RB 37 J. Johnson, FB 46 S. Larsen, MLB 51 J. Mays, MLB 56 N. Irving, MLB 57 M. Haggan, LS 66 L. Paxton, G 71 R. Hochstein, T 75 C. Clark, DT 77 B. Bunkley, TE 85 V. Green, DE 90 J. Hunter, DE 91 R. Ayers, DT 96 M. Unrein. **DID NOT PLAY:** QB 9 B. Quinn. **INACTIVE:** S 20 B. Dawkins, S 30 D. Bruton, LB 53 M. Mohamed, G 65 M. Ramirez, T 76 T. Hills, TE 80 J. Thomas, DE 95 D. Harvey.

NEW ENGLAND PATRIOTS

OFFENSE

WR 83 W. Welker
LT 72 M. Light
LG 70 L. Mankins
C 62 R. Wendell
RG 54 B. Waters
RT 77 N. Solder
TE 87 R. Gronkowski
TE 81 A. Hernandez
WR 85 C. Ochocinco
QB 12 T. Brady
RB 33 K. Faulk

DEFENSE

DT 75 V. Wilfork
DT 74 K. Love
RE 93 A. Carter
RE 71 B. Deaderick
LB 50 R. Ninkovich
ILB 52 D. Fletcher
LB 51 J. Mayo
LCB 32 D. McCourty
RCB 24 K. Arrington
S 44 J. Ihdigbo
S 18 M. Slater

PATRIOTS SUBSTITUTIONS: K 3 S. Gostkowski, WR 10 T. Underwood, WR 11 J. Edelman, P 14 Z. Mesko, RB 22 S. Ridley, DB 23 N. Jones, CB 27 A. Molden, S 31 S. Brown, DB 35 R. Ventrone, RB 39 D. Woodhead, RB 42 B. Green-Ellis, LS 48 D. Aiken, L 58 T. White, LB 59 G. Guyton, OL 61 M. Cannon, OL 63 D. Connolly, OL 64 D. Thomas, LB 90 N. Koutouvides, DL 92 E. Moore, DE 94 S. Ellis, DE 95 M. Anderson, DL 97 R. Brace, DL 98 G. Warren. **DID NOT PLAY:** QB 8 B. Hoyer. **INACTIVE:** QB 15 R. Mallett, S 25 P. Chung, RB 34 S. Vereen, LB 55 B. Spikes, OL 65 N. McDonald, T 76 S. Vollmer, WR 84 D. Branch.

		1	2	3	4	OT	TOTAL	FIELD GOALS (made () missed)
VISITOR	New England Patriots	7	20	7	7	—	41	S. Gostkowski (21) (34)
HOME	Denver Broncos	13	3	0	7	—	23	M. Prater (26)
Team	Qtr	Clock Time	PLAY DESCRIPTION (Extra Point) (Drive Info)				SCORE	
BRONCOS	1	9:49	T. Tebow 9 yd. run (run failed) (9-80, 5:11)				0	6
PATRIOTS	1	7:24	C. Ochocinco 33 yd. pass from T. Brady (S. Gostkowski kick) (5-80, 2:25)				7	6
BRONCOS	1	5:01	L. Ball 32 yd. run (M. Prater kick) (4-82, 2:23)				7	13
BRONCOS	2	13:47	M. Prater 26 yd. Field Goal (10-63, 4:24)				7	16
PATRIOTS	2	8:43	A. Hernandez 1 yd. pass from T. Brady (S. Gostkowski kick) (12-80, 5:04)				14	16
PATRIOTS	2	5:49	S. Gostkowski 21 yd. Field Goal (6-16, 2:42)				17	16
PATRIOTS	2	1:12	T. Brady 1 yd. run (S. Gostkowski kick) (6-40, 3:20)				24	16
PATRIOTS	2	0:00	S. Gostkowski 34 yd. Field Goal (1-0, 0:03)				27	16
PATRIOTS	3	0:39	D. Woodhead 10 yd. run (S. Gostkowski kick) (8-85, 3:28)				34	16
BRONCOS	4	8:41	T. Tebow 2 yd. run (M. Prater kick) (7-89, 2:38)				34	23
PATRIOTS	4	4:10	B. Green-Ellis 1 yd. run (S. Gostkowski kick) (9-80, 4:31)				41	23

FINAL INDIVIDUAL STATISTICS

New England Patriots											Denver Broncos										
RUSHING						RUSHING						RUSHING									
	ATT	YDS	AVG	LG	TD		ATT	YDS	AVG	LG	TD		ATT	YDS	AVG	LG	TD				
S. Ridley	11	65	5.9	24	0	T. Tebow	12	93	7.8	30	2	T. Tebow	12	93	7.8	30	2				
D. Woodhead	7	40	5.7	10	1	W. McGahee	7	70	10.0	29	0	W. McGahee	7	70	10.0	29	0				
B. Green-Ellis	10	17	1.7	7	1	L. Ball	11	64	5.8	32	1	L. Ball	11	64	5.8	32	1				
A. Hernandez	1	16	16.0	16	0	J. Johnson	1	25	25.0	25	0	J. Johnson	1	25	25.0	25	0				
T. Brady	6	2	0.3	2	1																
K. Faulk	1	1	1.0	1	0																
TOTAL	36	141	3.9	24	3	TOTAL	31	252	8.1	32	3	TOTAL	31	252	8.1	32	3				
PASSING									PASSING												
	ATT	CMP	YDS	SKD/YD	TD	LG	IN	Rtg.		ATT	CMP	YDS	SKD/YD	TD	LG	IN	Rtg.				
T. Brady	34	23	320	2/10	2	46	0	117.3	T. Tebow	22	11	194	4/53	0	39	0	80.5				
									D. Thomas	1	0	0	0/0	0	—	0	39.6				
TOTAL	34	23	320	2/10	2	46	0	117.3	TOTAL	23	11	194	4/53	0	39	0	77.1				
PASS RECEIVING									PASS RECEIVING												
			NO	YDS	AVG	LG	TD					NO	YDS	AVG	LG	TD					
A. Hernandez			9	129	14.3	46	1	D. Thomas				7	116	16.6	39	0					
R. Gronkowski			4	53	13.3	38	0	L. Ball				2	41	20.5	34	0					
W. Welker			4	41	10.3	19	0	E. Decker				1	22	22.0	22	0					
B. Green-Ellis			2	32	16.0	21	0	M. Willis				1	15	15.0	15	0					
C. Ochocinco			1	33	33.0	33	1														
T. Underwood			1	13	13.0	13	0														
D. Woodhead			1	12	12.0	12	0														
J. Edelman			1	7	7.0	7	0														
TOTAL			23	320	13.9	46	2	TOTAL				11	194	17.6	39	0					
INTERCEPTIONS									INTERCEPTIONS												
			NO	YDS	AVG	LG	TD					NO	YDS	AVG	LG	TD					
TOTAL			0	0	0.0	—	0	TOTAL				0	0	0.0	—	0	0				
PUNTING									PUNTING												
	NO	YDS	AVG	NET	TB	IN20	LG			NO	YDS	AVG	NET	TB	IN20	LG					
Z. Mesko	4	162	40.5	39.5	0	3	43	B. Colquitt		3	165	55.0	47.3	0	1	60					
TOTAL	4	162	40.5	39.5	0	3	43	TOTAL		3	165	55.0	47.3	0	1	60					
PUNT RETURNS									PUNT RETURNS												
			NO	YDS	AVG	FC	LG	TD				NO	YDS	AVG	FC	LG	TD				
J. Edelman			3	23	7.7	0	14	0	E. Royal			1	4	4.0	1	4	0				
									Q. Cosby			1	0	0.0	0	0	0				
									[DOWNED]			1	0	0.0	0	—	0				
RETURNS			3	23	7.7	0	14	0	RETURNS			2	4	2.0	1	4	0				
KICKOFF RETURNS									KICKOFF RETURNS												
			NO	YDS	AVG	FC	LG	TD				NO	YDS	AVG	FC	LG	TD				
[TOUCHBACK]			5	0	0.0	0	—	0	Q. Cosby			4	71	17.8	0	26	0				
									[TOUCHBACK]			3	0	0.0	0	—	0				
RETURNS			5	0	0.0	0	—	0	RETURNS			4	71	17.8	0	26	0				
New England Patriots									Denver Broncos												
FUMBLES	Fum	Lost	Own Rec.	Yds	TD	FF	Opp. Rec.	Yds	TD	Out Bnds	FUMBLES	Fum	Lost	Own Rec.	Yds	TD	Out Bnds				
T. Brady	1	0	1	-5	0	0	0	0	0	0	T. Tebow	2	1	1	0	0	0	0			
M. Anderson	0	0	0	0	0	1	1	0	0	0	L. Ball	1	1	0	0	0	0	0			
R. Brace	0	0	0	0	0	1	0	0	0	0	Q. Cosby	1	1	0	0	0	0	0			
D. Fletcher	0	0	0	0	0	0	1	1	0	0											
R. Ninkovich	0	0	0	0	0	0	1	0	0	0											
TOTAL	1	0	1	-5	0	2	3	1	0	0	TOTAL	4	3	1	0	0	0	0			

FINAL TEAM STATISTICS

	PATRIOTS	BRONCOS		PATRIOTS	BRONCOS
TOTAL FIRST DOWNS	26	23	FGs - PATs Had Blocked	0-0	0-0
By Rushing	8	13	Net Punting Average	39.5	47.3
By Passing	15	9	TOTAL RETURN YARDAGE (Not Including Kickoffs)	23	4
By Penalty	3	1	No. and Yards Punt Returns	3-23	2-4
THIRD DOWN EFFICIENCY	5-12-42%	4-10-40%	No. and Yards Kickoff Returns	0-0	4-71
FOURTH DOWN EFFICIENCY	1-2-50%	0-2-0%	No. and Yards Interception Returns	0-0	0-0
TOTAL NET YARDS	451	393	PENALTIES Number and Yards	4-30	7-39
Total Offensive Plays (inc. times thrown passing)	72	58	FUMBLES Number and Lost	1-0	4-3
Average gain per offensive play	6.3	6.8	TOUCHDOWNS	5	3
NET YARDS RUSHING	141	252	Rushing	3	3
Total Rushing Plays	36	31	Passing	2	0
Average gain per rushing play	3.9	8.1	EXTRA POINTS Made-Attempts	5-5	2-3
Tackles for a loss-number and yards	1-2	3-9	Kicking Made-Attempts	5-5	2-2
NET YARDS PASSING	310	141	Rushing Made-Attempts	0-0	0-0
Times thrown - yards lost attempting to pass	2-10	4-53	FIELD GOALS Made-Attempts	2-2	1-1
Gross yards passing	320	194	RED ZONE EFFICIENCY	4-6-67%	2-3-67%
PASS ATTEMPTS-COMPLETIONS-HAD INTERCEPTED	34-23-0	23-11-0	GOAL TO GO EFFICIENCY	3-4-75%	1-1-100%
Avg gain per pass play (inc.# thrown passing)	8.6	5.2	SAFETIES	0	0
KICKOFFS Number-In End Zone-Touchbacks	7-7-3	5-5-5	FINAL SCORE	41	23
PUNTS Number and Average	4-40.5	3-55.0	TIME OF POSSESSION	33:41	26:19
Had Blocked	0	0			

BRONCOS DEFENSIVE STATISTICS

(Press Box Totals)

PLAYER	UT	A	TT	S-YDS	I-YDS	PD	FF	FR	PLAYER	UT	A	TT	S-YDS	I-YDS	PD	FF	FR
C. Harris	9	0	9	0-0	0-0	0	0	0	R. Ayers	2	0	2	0-0	0-0	0	0	0
M. Thomas	6	3	9	0-0	0-0	0	0	0	K. McCarthy	2	0	2	0-0	0-0	0	0	0
W. Woodyard	5	3	8	0-0	0-0	0	0	0	E. Dumervil	1	1	2	1-6	0-0	0	0	0
R. Moore	6	1	7	0-0	0-0	1	0	0	V. Miller	1	0	1	0-0	0-0	0	0	0
Q. Carter	5	2	7	1-4	0-0	0	0	0	J. Hunter	1	0	1	0-0	0-0	0	0	0
D. Williams	4	2	6	0-0	0-0	0	0	0	R. McBean	0	1	1	0-0	0-0	0	0	0
B. Bunkley	3	1	4	0-0	0-0	0	0	0	J. Mays	0	1	1	0-0	0-0	0	0	0
A. Goodman	2	1	3	0-0	0-0	0	0	0	TEAM TOTALS	47	16	63	2-10	0-0	1	0	0



Buffalo 40, Denver 14

Saturday, Dec. 24, 2011 • 1:02 p.m. EST • Ralph Wilson Stadium • Orchard Park, N.Y.

WEATHER: Sunny, 30°, Wind ENE 2 mph • TIME: 3:09 • ATTENDANCE: 45,112

Turnovers and special-teams miscues doomed the Broncos in their 40-14 loss to the Buffalo Bills in front of 45,112 fans at Ralph Wilson Stadium on Christmas Eve.

Quarterback Tim Tebow threw a career-high three interceptions—including one that was returned for a touchdown—and Buffalo returned a punt for another score in the loss.

The Bills averaged 45.0 yards per punt return, which gave their offense good field position for much of the day. Buffalo running back C.J. Spiller picked apart the Denver defense, amassing 138 all-purpose yards on the afternoon.

Running back Willis McGahee rushed for 64 yards on 15 carries to register his fourth-career 1,000-yard rushing season and become the 12th player in franchise history to eclipse 1,000 yards rushing in a season.

Rookie cornerback Chris Harris registered eight total tackles to lead the team, while defensive end Elvis Dumervil was in on a sack for the eighth consecutive game.

The Broncos jumped out of the gates quickly, forcing Buffalo to punt on its opening possession before sustaining an 11-play, 73-yard drive that resulted in a 1-yard touchdown plunge by Tebow to open up a 7-0 Denver lead.

The Bills controlled the tempo in the second quarter, scoring 17 points in the final 6:06 of the half to take a 17-7 lead into the third quarter. Denver's offense did not take a snap beyond their own 30-yard line in the quarter.

Kicker David Rayner put Buffalo on the board, connecting on a 28-yard field goal and cornerback Leodis McKelvin returned a Britton Colquitt punt 80 yards for a touchdown to erase the deficit. A 4-yard run by Spiller in the final minute of the frame rounded out the first-half scoring.

The Broncos opened the third quarter with a 74-yard scoring drive capped by a 17-yard pass from Tebow to tight end Daniel Fells to bring them within a field goal, 17-14. The Bills responded, however, adding field goals on each of their first three possessions of the second half to extend their lead to 26-14.

Denver, no stranger to second-half deficits, saw the game slip away as Buffalo returned turnovers for touchdowns on back-to-back offensive plays in the fourth quarter to provide the winning margin.

OFFICIALS:

Referee — Walt Anderson (66); **Umpire** — Butch Hannah (40); **Head Linesman** — Steve Stelljes (22); **Line Judge** — Byron Boston (18); **Side Judge** — James Coleman (95); **Field Judge** — David Meslow (118); **Back Judge** — Billy Smith (2); **Replay** — Dale Hamer.

DENVER BRONCOS

OFFENSE

WR 87 E. Decker
LT 78 R. Clady
LG 68 Z. Beadles
C 50 J. Walton
RG 73 C. Kuper
RT 74 O. Franklin
TE 75 C. Clark
WR 88 D. Thomas
QB 15 T. Tebow
FB 81 D. Rosario
RB 23 W. McGahee

DEFENSE

LDE 91 R. Ayers
NT 77 B. Bunkley
DT 79 M. Thomas
RDE 92 E. Dumervil
SLB 58 V. Miller
MLB 51 J. Mays
WLB 55 D. Williams
LCB 24 C. Bailey
RCB 21 A. Goodman
FS 28 Q. Carter
SS 20 B. Dawkins

BRONCOS SUBSTITUTIONS: P 4 B.Colquitt, K 5 M.Prater, WR 12 M.Willis, WR 19 E.Royal, CB 25 C.Harris, S 26 R.Moore, CB 29 J.Wilwhite, S 30 D.Bruton, CB 32 T.Carter, RB 35 L.Ball, S 36 R.Bush, RB 37 J.Johnson, FB 46 S.Larsen, WLB 52 W.Woodyard, MLB 56 N.Irving, MLB 57 M.Haggan, LS 66 L.Paxton, G 71 R.Hochstein, TE 85 V.Green, TE 86 D.Fells, DE 90 J.Hunter, DT 98 R.McBean. **DID NOT PLAY:** QB 9 B. Quinn, DT 96 M. Unrein. **INACTIVE:** WR 17 Q.Cosby, DB 34 K.McCarthy, LB 53 M.Mohamed, G 65 M.Ramirez, T 76 T.Hills, TE 80 J.Thomas, DE 95 D.Harvey.

BUFFALO BILLS

OFFENSE

WR 16 B. Smith
LT 77 D. Bell
LG 67 A. Levitre
C 60 K. Urbik
RG 76 C. Rinehart
RT 79 E. Pears
TE 83 M. Caussin
WR 86 D. Nelson
WR 13 St. Johnson
QB 14 R. Fitzpatrick
RB 28 C. Spiller

DEFENSE

LDE 92 A. Carrington
NT 99 M. Dareus
RDE 98 D. Edwards
SLB 90 C. Kelsay
MLB 55 K. Sheppard
WLB 50 N. Barnett
JLB 91 Sp. Johnson
LCB 23 A. Williams
RCB 29 D. Florence
SS 37 G. Wilson
FS 31 J. Byrd

TEXANS SUBSTITUTIONS: K 3 D.Rayner, P 8 B.Moorman, CB 21 L.McKelvin, DB 25 D.Searcy, DB 26 J.Rogers, RB 30 T.Choice, FB 38 C.McIntyre, SS 43 B.Scott, LB 52 A.Moats, LB 54 A.Davis, LB 57 D.Batten, LB 58 K.Morrison, LS 65 G.Sanborn, DT 72 K.Heard, G 74 C.Brown, T 75 C.Hairston, WR 80 D.Hagan, TE 84 S.Chandler, TE 87 K.Brock, WR 88 K.Aiken, DE 94 K.Moore, DE 97 L.Dotson. **DID NOT PLAY:** QB 4 T.Thigpen, CB 27 R.Corner. **INACTIVE:** WR 18 N.Roosevelt, RB 20 J.White, DB 47 J.Nesbitt, RT 71 S.Young, DL 73 J.Gilbert, WR 82 R.Martin, TE 89 F.Onobun.

		1	2	3	4	OT	TOTAL	FIELD GOALS (made () missed)		
VISITOR	Denver Broncos	7	0	7	0	—	14			
HOME	Buffalo Bills	0	17	6	17	—	40	D. Rayner	45WL 31WL	(28) (25) (25) (29)
Team	Qtr	Clock Time	PLAY DESCRIPTION (Extra Point) (Drive Info)				SCORE			
							Visitor	Home		
BRONCOS	1	7:13	T.Tebow 1 yd. run (M.Prater kick) (11-73, 5:40)				7	0		
BILLS	2	6:06	D. Rayner 28 yd. Field Goal (7-59, 2:51)				7	3		
BILLS	2	4:05	L. McKelvin 80 yd. punt return (D.Rayner kick)				7	10		
BILLS	2	0:19	C. Spiller 4 yd. run (D. Rayner kick) (5-58, 1:33)				7	17		
BRONCOS	3	11:42	D. Fells 17 yd. pass from T. Tebow (M.Prater kick) (7-74, 3:18)				14	17		
BILLS	3	6:19	D. Rayner 25 yd. Field Goal (9-64, 5:23)				14	20		
BILLS	3	2:32	D. Rayner 25 yd. Field Goal (7-56, 2:45)				14	23		
BILLS	4	13:26	D. Rayner 29 yd. Field Goal (6-16, 1:57)				14	26		
BILLS	4	8:03	J. Byrd 37 yd. interception return (D. Rayner kick)				14	33		
BILLS	4	7:45	Sp. Johnson 17 yd. fumble return (D. Rayner kick)				14	40		

FINAL INDIVIDUAL STATISTICS																					
Denver Broncos									Buffalo Bills												
RUSHING		ATT	YDS	AVG	LG	TD			RUSHING		ATT	YDS	AVG	LG	TD						
W. McGahee		15	64	4.3	24	0			C. Spiller		16	111	6.9	38	1						
T. Tebow		10	34	3.4	12	1			T. Choice		9	27	3.0	11	0						
J. Johnson		6	23	3.8	8	0			R. Fitzpatrick		3	22	7.3	12	0						
L. Ball		4	12	3.0	5	0															
TOTAL		35	133	3.8	24	1			TOTAL		28	160	5.7	38	1						
		TKD/									TKD/										
PASSING		ATT	CMP	YDS	YD	TD	LG	IN	Rtg.	PASSING		ATT	CMP	YDS	YD	TD	LG	IN	Rtg.		
T. Tebow		29	13	185	4/33	1	47	3	37.9	R. Fitzpatrick		27	15	196	1/5	0	55	0	78.6		
TOTAL		29	13	185	4/33	1	47	3	37.9	TOTAL		27	15	196	1/5	0	55	0	78.6		
PASS RECEIVING		NO		YDS	AVG	LG	TD			PASS RECEIVING		NO		YDS	AVG	LG	TD				
D. Thomas		4		76	19.0	47	0			St. Johnson		4		92	23.0	55	0				
D. Rosario		2		46	23.0	32	0			D. Nelson		3		41	13.7	30	0				
D. Fells		2		22	11.0	17	1			C. Spiller		2		27	13.5	16	0				
J. Johnson		2		19	9.5	17	0			D. Hagan		2		9	4.5	6	0				
M. Willis		1		11	11.0	11	0			K. Brock		1		21	21.0	21	0				
V. Green		1		9	9.0	9	0			B. Smith		1		8	8.0	8	0				
E. Royal		1		2	2.0	2	0			M. Caussin		1		6	6.0	6	0				
										T. Choice		1		-8	-8.0	-8	0				
TOTAL		13		185	14.2	47	1			TOTAL		15		196	13.1	55	0				
INTERCEPTIONS		NO		YDS	AVG	LG	TD			INTERCEPTIONS		NO		YDS	AVG	LG	TD				
										J. Byrd		1		37	37.0	37	1				
										J. Rogers		1		15	15.0	15	0				
										A. Williams		1		0	0.0	0	0				
TOTAL		0		0	0.0	—	0			TOTAL		3		52	17.3	37	1				
PUNTING		NO		YDS	AVG	NET	TB	IN20	LG	PUNTING		NO		YDS	AVG	NET	TB	IN20	LG		
B. Colquitt		7		306	43.7	24.4	0	1	50	B. Moorman		4		201	50.3	44.5	1	2	58		
TOTAL		7		306	43.7	24.4	0	1	50	TOTAL		4		201	50.3	44.5	1	2	58		
PUNT RETURNS		NO		YDS	AVG	FC	LG	TD			PUNT RETURNS		NO		YDS	AVG	FC	LG	TD		
E. Royal		1		3	3.0	1	3	0			L. McKelvin		3		135	45.0	3	80	1		
[OUT OF BOUNDS]		1		0	0.0	0	—	0			[DOWNED]		1		0	0.0	0	—	0		
[TOUCHBACK]		1		0	0.0	0	—	0													
RETURNS		1		3	3.0	1	3	0			RETURNS		3		135	45.0	3	80	1		
KICKOFF RETURNS		NO		YDS	AVG	FC	LG	TD			KICKOFF RETURNS		NO		YDS	AVG	FC	LG	TD		
M. Willis		7		138	19.7	0	29	0			J. Rogers		3		101	33.7	0	40	0		
E. Royal		2		27	13.5	0	17	0													
RETURNS		9		165	18.3	0	29	0			RETURNS		3		101	33.7	0	40	0		
Denver Broncos		Own				Opp.		Out		Buffalo Bills		Own				Opp.		Out			
FUMBLES	Fum	Lost	Rec.	Yds	TD	FF	Rec.	Yds	TD	Bnds	FUMBLES	Fum	Lost	Rec.	Yds	TD	FF	Rec.	Yds	TD	Bnds
T. Tebow	2	1	0	0	0	0	0	0	0	0	C. Kelsay	0	0	0	0	0	1	0	0	0	0
C. Kuper	0	0	1	0	0	0	0	0	0	0	A. Moats	0	0	0	0	0	1	0	0	0	0
											Sp. Johnson	0	0	0	0	1	0	1	17	0	0
TOTAL	2	1	1	0	0	0	0	0	0	0	TOTAL	0	0	0	0	1	2	1	17	0	0

FINAL TEAM STATISTICS																
BRONCOS									BILLS							
TOTAL FIRST DOWNS									FGs - PATs Had Blocked							
By Rushing									Net Punting Average							
By Passing									TOTAL RETURN YARDAGE (Not Including Kickoffs)							
By Penalty									No. and Yards Punt Returns							
THIRD DOWN EFFICIENCY									No. and Yards Kickoff Returns							
FOURTH DOWN EFFICIENCY									No. and Yards Interception Returns							
TOTAL NET YARDS									PENALTIES Number and Yards							
Total Offensive Plays (inc. times thrown passing)									FUMBLES Number and Lost							
Average gain per offensive play									TOUCHDOWNS							
NET YARDS RUSHING									Rushing							
Total Rushing Plays									Passing							
Average gain per rushing play									Interception							
Tackles for a loss-number and yards									Fumbles							
NET YARDS PASSING									Punt Returns							
Times thrown - yards lost attempting to pass									EXTRA POINTS Made-Attempts							
Gross yards passing									Kicking Made-Attempts							
PASS ATTEMPTS-COMPLETIONS-HAD INTERCEPTED									FIELD GOALS Made-Attempts							
Avg gain per pass play (inc.# thrown passing)									RED ZONE EFFICIENCY							
KICKOFFS Number-In End Zone-Touchbacks									GOAL TO GO EFFICIENCY							
PUNTS Number and Average									SAFETIES							
Had Blocked									FINAL SCORE							
									TIME OF POSSESSION							

BRONCOS DEFENSIVE STATISTICS																	
(Press Box Totals)																	
PLAYER	UT	A	TT	S-YDS	I-YDS	PD	FF	FR	PLAYER	UT	A	TT	S-YDS	I-YDS	PD	FF	FR
C. Harris	7	1	8	0-0	0-0	0	0	0	B. Bunkley	2	1	3	0-0	0-0	0	0	0
D. Bruton	5	0	5	0-0	0-0	1	0	0	Q. Carter	2	0	2	0-0	0-0	0	0	0
D. Williams	4	1	5	0-0	0-0	0	0	0	J. Mays	2	0	2	0-0	0-0	0	0	0
E. Dumervil	3	0	3	1-5	0-0	0	0	0	J. Hunter	1	0	1	0-0	0-0	1	0	0
C. Bailey	3	0	3	0-0	0-0	2	0	0	R. McBean	1	0	1	0-0	0-0	0	0	0
A. Goodman	3	0	3	0-0	0-0	1	0	0	R. Moore	1	0	1	0-0	0-0	0	0	0
B. Dawkins	3	0	3	0-0	0-0	0	0	0	R. Ayers	0	1	1	0-0	0-0	0	0	0
W. Woodyard	2	1	3	0-0	0-0	1	0	0	V. Miller	0	1	1	0-0	0-0	0	0	0
M. Thomas	2	1	3	0-0	0-0	0	0	0	TEAM TOTALS	41	7	48	1-5	0-0	6	0	0



Kansas City 7, Denver 3

Sunday, Jan. 1, 2012 • 2:16 p.m. MST • Sports Authority Field at Mile High • Denver

WEATHER: Sunny, 35°, Wind SE 6 mph • TIME: 2:55 • ATTENDANCE: 76,005

The Denver Broncos captured their 11th AFC West division title in franchise history despite falling to the Kansas City Chiefs, 7-3, in their regular season finale in front of 76,005 fans at Sports Authority Field at Mile High.

Head Coach John Fox became just the second coach in team history to win a division title in his first season with the club after Oakland beat San Diego shortly after the conclusion of Denver's showdown with Kansas City.

Denver, which racked up 216 yards on the ground en route to setting the franchise single-season rushing record (2,632 yards), was paced by a 145-yard rushing performance from running back Willis McGahee.

The Chiefs, who received the opening kickoff, moved the ball well in the first quarter, dominating the time of possession and gaining 162 yards of total offense.

The Kansas City offense made its way into Denver territory on each of its three first quarter possessions, but thanks to a missed field goal by kicker Ryan Succop, it came away with only a touchdown.

The Chiefs took a 7-0 lead in the final minute of the first quarter on a 21-yard touchdown run by running back Dexter McCcluster, who outran Denver safety Quinton Carter to the pylon.

The Broncos, who failed to pick up a first down in the first quarter, saw a promising drive end at the Kansas City 15-yard line after a fumble by quarterback Tim Tebow in the second quarter.

After the turnover, the teams traded punts to end the quarter, and Kansas City took 7-0 lead into the break.

The Broncos' defense stifled quarterback Kyle Orton and the Chiefs in the second half, holding them to just 65 yards of total offense.

The teams combined for nine punts in the final two quarters, and Kansas City did not take a snap inside Denver territory after halftime.

Denver's only points came on the heels of a muffed punt by Javier Arenas at the Kansas City 20-yard line that led to a 38-yard field goal by kicker Matt Prater to trim the deficit to 7-3.

Denver had multiple chances to score late, reaching Kansas City territory on two of their final three drives of the game but was unable to capitalize on the good field position.

Trailing 7-3, the Broncos took possession at their own 16 yard-line with 0:58 remaining and moved the ball near midfield. On fourth-and-2, however, Kansas City cornerback Brandon Carr intercepted Tebow, spoiling Denver's bid for a comeback.

OFFICIALS:

Referee — Peter Morelli (135); **Umpire** — Ruben Fowler (71); **Head Linesman** — Mark Baltz (26); **Line Judge** — John Hussey (35); **Side Judge** — Don Carlsen (39); **Field Judge** — Jon Lucivansky (89); **Back Judge** — Rob Vernatchi (75); **Replay** — Tommy Moore.

DENVER BRONCOS

OFFENSE

WR 87 E. Decker
LT 78 R. Clady
LG 68 Z. Beadles
C 50 J. Walton
RG 73 C. Kuper
RT 74 O. Franklin
TE 86 D. Fells
WR 19 E. Royal
TE 85 V. Green
QB 15 T. Tebow
RB 23 W. McGahee

DEFENSE

LDE 91 R. Ayers
NT 77 B. Bunkley
DT 79 M. Thomas
RDE 92 E. Dumervil
SLB 58 V. Miller
MLB 51 J. Mays
WLB 55 D. Williams
LCB 24 C. Bailey
RCB 21 A. Goodman
FS 30 D. Bruton
SS 28 Q. Carter

BRONCOS SUBSTITUTIONS: P 4 B.Colquitt, K 5 M.Prater, WR 12 M.Willis, CB 25 C.Harris, S 26 R.Moore, CB 29 J.Wilite, CB 32 T.Carter, DB 34 K.McCarthy, RB 35 L.Ball, S 36 R.Bush, RB 37 J.Johnson, FB 46 S.Larsen, WLB 52 W.Woodyard, MLB 56 N.Irving, MLB 57 M.Haggan, LS 66 L.Paxton, G 71 R.Hochstein, T 75 C.Clark, TE 81 D.Rosario, WR 88 D.Thomas, DE 90 J.Hunter, DT 96 M.Unrein, DT 98 R.McBean. **DID NOT PLAY:** QB 9 B. Quinn. **INACTIVE:** S 20 B.Dawkins, FB 40 A.Sylvester, LB 53 M.Mohamed, G 65 M.Ramirez, T 76 T.Hills, TE 80 J.Thomas, DE 95 D.Harvey.

KANSAS CITY CHIEFS


WR 15 S. Breaston
LT 76 B. Albert
LG 65 R. Lija
C 62 C. Wiegmann
RG 73 J. Asamoah
RT 67 B. Richardson
TE 88 A. Becht
WR 82 D. Bowe
QB 8 K. Orton
FB 44 L. McClain
RB 20 T. Jones
RDE 72 G. Dorsey
NT 77 K. Gregg
LDE 94 T. Jackson
ROLB 91 T. Hali
RILB 56 D. Johnson
LILB 59 J. Belcher
LOLB 50 J. Houston
RCB 39 B. Carr
LCB 24 B. Flowers
FS 23 K. Lewis
SS 42 S. Piscitelli

CHIEFS SUBSTITUTIONS: P 2 D.Colquitt, K 6 R.Succop, WR 10 T.Copper, WR 11 J.Horne, CB 21 J.Arenas, RB 22 D.McCluster, S/CB 27 D.Washington, DB 30 J.Brown, RB 32 S.Draughn, CB 34 T.Daniels, LS 43 T.Gafford, TE 45 L.Pope, S 48 R.Langford, LB 53 D.Williams, LB 55 C.Sheffield, OL 61 R.Hudson, T 68 S.Maneri, WR 89 J.Baldwin, DE 92 W.Gilberry, LB 93 C.Greenwood, LB 96 A.Studebaker, DL 97 A.Bailey, DL 99 A.Gordon. **DID NOT PLAY:** QB 13 R.Stanzi. **INACTIVE:** QB 4 T.Palko, S 47 J.McGraw, OL 70 D.Mims, WR 83 J.Urban, TE 85 J.O'Connell, DL 90 B.Bair, DL 95 J.Powe.

		1	2	3	4	OT	TOTAL	FIELD GOALS (made () missed)	
VISITOR	Kansas City Chiefs	7	0	0	0	—	7		
HOME	Denver Broncos	0	0	3	0	—	3	M. Prater	(38)
Team	Qtr	Clock Time	PLAY DESCRIPTION (Extra Point) (Drive Info)				SCORE		
CHIEFS	1	0:11	D. McCluster 21 yd. run (R. Succop kick) (13-90, 6:22)				7	0	
BRONCOS	3	8:11	M. Prater 38 yd. Field Goal (4-0, 1:30)				7	3	

FINAL INDIVIDUAL STATISTICS																	
Kansas City Chiefs									Denver Broncos								
RUSHING	ATT	YDS	AVG	LG	TD				RUSHING	ATT	YDS	AVG	LG	TD			
D. McCluster	12	61	5.1	21	1				W. McGahee	28	145	5.2	15	0			
T. Jones	15	42	2.8	8	0				L. Ball	9	24	2.7	7	0			
L. McClain	2	4	2.0	4	0				E. Royal	2	18	9.0	10	0			
K. Orton	1	-1	-1.0	-1	0				T. Tebow	6	16	2.7	7	0			
									J. Johnson	2	13	6.5	12	0			
TOTAL	30	106	3.5	21	1				TOTAL	47	216	4.6	15	0			
PASSING	ATT	CMP	YDS	TKD/YD	TD	LG	IN	Rtg.	PASSING	ATT	CMP	YDS	TKD/YD	TD	LG	IN	Rtg.
K. Orton	29	15	180	1/5	0	22	0	71.0	T. Tebow	22	6	60	2/10	0	17	1	20.6
TOTAL	29	15	180	1/5	0	22	0	71.0	TOTAL	22	6	60	2/10	0	17	1	20.6
PASS RECEIVING	NO	YDS	AVG	LG	TD				PASS RECEIVING	NO	YDS	AVG	LG	TD			
D. Bowe	6	93	15.5	22	0				D. Thomas	3	34	11.3	17	0			
J. Baldwin	3	27	9.0	15	0				D. Fells	1	14	14.0	14	0			
D. McCluster	3	25	8.3	19	0				S. Larsen	1	7	7.0	7	0			
T. Copper	1	14	14.0	14	0				E. Decker	1	5	5.0	5	0			
L. Pope	1	12	12.0	12	0												
S. Breaston	1	9	9.0	9	0												
TOTAL	15	180	12.0	22	0				TOTAL	6	60	10.0	17	0			
INTERCEPTIONS	NO	YDS	AVG	LG	TD				INTERCEPTIONS	NO	YDS	AVG	LG	TD			
B. Carr	1	1	1.0	1	0												
TOTAL	1	1	1.0	1	0				TOTAL	0	0	0.0	—	0			
PUNTING	NO	YDS	AVG	NET	TB	IN20	LG	PUNTING	NO	YDS	AVG	NET	TB	IN20	LG		
D. Colquitt	8	377	47.1	41.8	1	4	58	B. Colquitt	9	402	44.7	38.0	1	5	55		
TOTAL	8	377	47.1	41.8	1	4	58	TOTAL	9	402	44.7	38.0	1	5	55		
PUNT RETURNS	NO	YDS	AVG	FC	LG	TD				PUNT RETURNS	NO	YDS	AVG	FC	LG	TD	
J. Arenas	3	22	7.3	0	12	0				E. Royal	2	23	11.5	3	14	0	
D. McCluster	1	18	18.0	0	18	0				[DOWNED]	1	0	0.0	0	—	0	
[DOWNED]	3	0	0.0	0	—	0				[OUT OF BOUNDS]	1	0	0.0	0	—	0	
[OUT OF BOUNDS]	1	0	0.0	0	—	0				[TOUCHBACK]	1	0	0.0	0	—	0	
[TOUCHBACK]	1	0	0.0	0	—	0											
RETURNS	4	40	10.0	0	18	0				RETURNS	2	23	11.5	3	14	0	
KICKOFF RETURNS	NO	YDS	AVG	FC	LG	TD				KICKOFF RETURNS	NO	YDS	AVG	FC	LG	TD	
[TOUCHBACK]	2	0	0.0	0	—	0				M. Willis	1	25	25.0	0	25	0	
										[TOUCHBACK]	1	0	0.0	0	—	0	
RETURNS	0	0	0.0	0	—	0				RETURNS	1	25	25.0	0	25	0	
Kansas City Chiefs									Denver Broncos								
FUMBLES	Fum	Lost	Own Rec.	Yds	TD	FF	Opp. Rec.	Yds	TD	Out Bnds	FUMBLES	Fum	Lost	Own Rec.	Yds	TD	Out Bnds
J. Arenas	1	1	0	0	0	0	0	0	0	0	T. Tebow	1	1	0	0	0	0
K. Lewis	0	0	0	0	0	1	0	0	0	0	M. Willis	0	0	0	0	0	0
J. Houston	0	0	0	0	0	0	1	0	0	0							
TOTAL	1	1	0	0	0	1	1	0	0	0	TOTAL	1	1	0	0	0	0

FINAL TEAM STATISTICS									
	CHIEFS		BRONCOS			CHIEFS		BRONCOS	
TOTAL FIRST DOWNS	14	16	FGs - PATs Had Blocked	0-0	0-0				
By Rushing	5	12	Net Punting Average	41.8	38.0				
By Passing	8	2	TOTAL RETURN YARDAGE (Not Including Kickoffs)	41	23				
By Penalty	1	2	No. and Yards Punt Returns	4-40	2-23				
THIRD DOWN EFFICIENCY	5-15-33%	5-18-28%	No. and Yards Kickoff Returns	0-0	1-25				
FOURTH DOWN EFFICIENCY	0-0-0%	0-1-0%	No. and Yards Interception Returns	1-1	0-0				
TOTAL NET YARDS	281	266	PENALTIES Number and Yards	6-36	6-49				
Total Offensive Plays (inc. times thrown passing)	60	71	FUMBLES Number and Lost	1-1	1-1				
Average gain per offensive play	4.7	3.7	TOUCHDOWNS	1	0				
NET YARDS RUSHING	106	216	Rushing	1	0				
Total Rushing Plays	30	47	Passing	0	0				
Average gain per rushing play	3.5	4.6	EXTRA POINTS Made-Attempts	1-1	0-0				
Tackles for a loss-number and yards	4-14	3-7	Kicking Made-Attempts	1-1	0-0				
NET YARDS PASSING	175	50	FIELD GOALS Made-Attempts	0-1	1-1				
Times thrown - yards lost attempting to pass	1-5	2-10	RED ZONE EFFICIENCY	0-0-0%	0-2-0%				
Gross yards passing	180	60	GOAL TO GO EFFICIENCY	0-0-0%	0-0-0%				
PASS ATTEMPTS-COMPLETIONS-HAD INTERCEPTED	29-15-0	22-6-1	SAFETIES	0	0				
Avg gain per pass play (inc.# thrown passing)	5.8	2.1	FINAL SCORE	7	3				
KICKOFFS Number-In End Zone-Touchbacks	2-2-1	2-2-2	TIME OF POSSESSION	27:02	32:58				
PUNTS Number and Average	8-47.1	9-44.7							
Had Blocked	0	0							



BRONCOS BREAKDOWN BY POSITION

Players listed alphabetically

OFFENSE

QUARTERBACK

Caleb Hanie
Peyton Manning
Brock Osweiler
Adam Weber

RUNNING BACK

Lance Ball
Mario Fannin
Chris Gronkowski (FB)
Ronnie Hillman
Jeremiah Johnson
Willis McGahee
Knowshon Moreno
Xavier Omon
Austin Sylvester (FB)

TIGHT END

Joel Dreessen
Virgil Green
Cornelius Ingram
Anthony Miller
Jacob Tamme
Julius Thomas

WIDE RECEIVER

Andre Caldwell
Eric Decker
Mark Dell
D'Andre Goodwin
Tyler Grisham
Jaosn Hill
Greg Orton
Eric Page
Gerell Robinson
Brandon Stokley
Demaryius Thomas
Matthew Willis

OFFENSIVE LINE

Zane Beadles
Philip Blake
Ryan Clady
Chris Clark
C.J. Davis
Orlando Franklin
Adam Grant
Ryan Harris
Tony Hills
Chris Kuper
Manny Ramirez
Mike Remmers
Wayne Tribue
J.D. Walton
Austin Wuebbels

DEFENSE

DEFENSIVE LINE

Robert Ayers
Justin Bannan
Jeremy Beal
Jamie Blatnick
Elvis Dumervil
Ben Garland
Jason Hunter
Malik Jackson
Cyril Obiozor
Sealver Siliga
Mitch Unrein
Kevin Vickerson
Ty Warren
Derek Wolfe

LINEBACKER

Elliot Coffey
Jerry Franklin
Nate Irving
Steven Johnson
Joe Mays
Von Miller
Mike Mohamed
Danny Trevathan
D.J. Williams
Wesley Woodyard

CORNERBACK

Champ Bailey
Omar Bolden
Tony Carter
Drayton Florence
Chris Harris
Coryell Judie
Joshua Moore
Tracy Porter
Ramzee Robinson
Syd'Quan Thompson

SAFETY

Mike Adams
David Bruton
Rafael Bush
Quinton Carter
Duke Ihenacho
Rahim Moore

SPECIAL TEAMS

PLACE KICKER

Matt Prater

PUNTER

Britton Colquitt

SNAPPER

Aaron Brewer
Lonie Paxton

HOLDER

Britton Colquitt

Rookies and first-year players are displayed in italics
Players may be listed at more than one position.
Position assignments are tentative as of June 24, 2012.

PRONUNCIATION GUIDE

David **Bruton** (BRUTE-in)

Ryan **Clady** (CLAY-dee)

Elvis **Dumervil** (DOO-mehr-vill)

Duke **Ihenacho** (EE-ah-NAH-cho)

Brock **Osweiler** (OSS-why-lur)

Chris **Kuper** (KOO-pehr)

Knowshon **Moreno** (mor-AY-no)

Cyril **Obiozor** (Seer-uhl OH-bee-ah-zer)

Lonie Paxton (LAH-nee)

Matt **Prater** (PRAY-ter)

Sealver Siliga (silver see-linga)

Demaryius Thomas (duh-MARE-ee-us)

Syd'Quan Thompson (SID-KWAN)

Jacob **Tamme** (TAM-ee)

Danny **Trevathan** (trev-AY-than)

Mitch **Unrein** (UN-rhine)

Adam **Weber** (WEBB-ur)

Wesley **Woodyard** (wood-YARD)

Austin **Wuebbels** (WEB-uls)

DENVER BRONCOS 2012 ROSTER (AS OF JUNE 24, 2012)

No.	Player	Pos.	Ht.	Wt.	Age	NFL Exp.	College	High School Hometown	How Acq.	2011 P-S-DNP-INA	Numerical Roster
20	Adams, Mike	S	5-11	200	31	9	Delaware	Wayne, N.J.	UFA-'12 (Cle.)	16-16-0-0	Adam Weber.....QB
91	Ayers, Robert	DE	6-3	274	26	4	Tennessee	Bennettsville, S.C.	D1b-'09	16-13-0-0	Britton Colquitt.....P
24	Bailey, Champ	CB	6-0	192	34	14	Georgia	Folkston, Ga.	T-'04 (Was.)	13-13-0-3	Matt Prater.....K
35	Bail, Lance	RB	5-9	215	27	4	Maryland	Teaneck, N.J.	FA-'10	16-0-0-0	Brock Osweiler.....QB
97	Bannan, Justin	DT	6-3	312	33	11	Colorado	Fair Oaks, Calif.	FA-'12	15-14-0-1	Gerrell Robinson.....WR
68	Beadles, Zane	G	6-4	305	25	3	Utah	Sandy, Utah	D2-'10	16-16-0-0	D'Andre Goodwin.....WR
93	Beal, Jeremy	DE	6-3	276	24	1	Oklahoma	Carrollton, Texas	D7b-'11	0-0-0-0	Matthew Willis.....WR
64	Blake, Philip	G/C	6-3	320	26	R	Baylor	Lennoxville, Quebec	D4b-'12	0-0-0-0	Tyler Grisham.....WR
77	Blatnick, Jamie	DE	6-3	265	23	R	Oklahoma State	Celina, Texas	CFA-'12	0-0-0-0	Brandon Stokley.....WR
47	Bolden, Omar	CB	5-10	195	23	R	Arizona State	Ontario, Calif.	D4a-'12	0-0-0-0	Mark Dell.....WR
46	Brewer, Aaron	LS	6-5	225	21	R	San Diego State	Fullerton, Calif.	CFA-'12	0-0-0-0	Caleb Hanie.....QB
30	Bruton, David	S	6-2	217	24	4	Notre Dame	Miamisburg, Ohio	D4a-'09	15-1-0-1	Andre Caldwell.....WR
36	Bush, Rafael	S	5-11	200	25	3	South Carolina State	Williston, S.C.	FA-'11	6-0-0-5	Peyton Manning.....QB
17	Caldwell, Andre	WR	6-0	190	27	5	Florida	Tampa, Fla.	UFA-'12 (Cin.)	13-2-0-2	Eric Page.....WR
28	Carter, Quinton	S	6-1	200	23	2	Oklahoma	Las Vegas, Nev.	D4a-'11	16-10-0-0	Mike Adams.....S
32	Carter, Tony	CB	5-9	175	26	4	Florida State	Jacksonville, Fla.	FA-'11	3-0-0-0	Syd'Quan Thompson.....CB
78	Clady, Ryan	T	6-6	315	25	5	Boise State	Rialto, Calif.	D1-'08	16-16-0-0	Tracy Porter.....CB
75	Clark, Chris	T	6-5	305	26	3	Southern Mississippi	New Orleans, La.	W-'10 (Min.)	16-6-0-0	Willis McGahee.....RB
48	Coffey, Elliott	LB	6-0	235	22	R	Baylor	Sugar Land, Texas	CFA-'12	0-0-0-0	Champ Bailey.....CB
4	Colquitt, Britton	P	6-3	205	27	4	Tennessee	Knoxville, Tenn.	CFA-'09	16-0-0-0	Chris Harris.....CB
71	Davis, C.J.	G	6-2	308	25	3	Pittsburgh	Imperial, Pa.	FA-'12	0-0-0-0	Rahim Moore.....S
87	Decker, Eric	WR	6-3	218	25	3	Minnesota	Cold Spring, Minn.	D3b-'10	16-13-0-0	Knowshon Moreno.....RB
15	Dell, Mark	WR	6-2	195	23	2	Michigan State	Farmington Hills, Mich.	CFA-'11	0-0-0-0	Quinton Carter.....S
81	Dreessen, Joel	TE	6-4	245	29	7	Colorado State	Fort Morgan, Colo.	UFA-'12 (Hou.)	16-10-0-0	Drayton Florence.....CB
92	Dumervil, Elvis	DE	5-11	260	28	7	Louisville	Miami, Fla.	D4b-'06	14-14-0-2	David Bruton.....S
42	Fannin, Mario	RB	5-11	224	24	2	Auburn	Hampton, Ga.	CFA-'11	0-0-0-0	Joshua Moore.....CB
29	Florence, Drayton	CB	6-0	193	31	10	Tuskagee	Ocala, Fla.	FA-'12	16-16-0-0	Tony Carter.....CB
49	Franklin, Jerry	LB	6-1	245	24	R	Arkansas	Marion, Ark.	CFA-'12	0-0-0-0	Xavier Omon.....RB
74	Franklin, Orlando	TE	6-7	330	24	2	Miami	Delray Beach, Fla.	D2b-'11	16-16-0-0	Ronnie Hillman.....RB
63	Garland, Ben	DE	6-5	275	24	1	Air Force	Grand Junction, Colo.	CFA-'10	0-0-0-0	Lance Ball.....RB
11	Goodwin, D'Andre	WR	5-11	188	24	2	Washington	Lancaster, Calif.	FA-'11	0-0-0-0	Rafael Bush.....S
67	Grant, Adam	T	6-6	320	26	1	Arizona	Puyallup, Wash.	CFA-'11	0-0-0-0	Jeremiah Johnson.....RB
85	Green, Virgil	TE	6-5	252	23	2	Nevada	Tulare, Calif.	D7a-'11	15-3-0-1	Coryell Robinson.....CB
13	Grisham, Tyler	WR	5-11	180	25	3	Clemson	Hoover, Ala.	FA-'12	0-0-0-0	Duke Ihenacho.....S
49	Gronkowski, Chris	FB	6-2	245	25	3	Arizona	Williamsville, N.Y.	T-'12 (Ind.)	7-0-0-0	Austin Sylvester.....FB
16	Hanie, Caleb	QB	6-2	222	26	5	Colorado State	Forney, Texas	UFA-'12 (Chi.)	6-4-10-1	Mario Fannin.....RB
25	Harris, Chris	CB	5-10	190	23	2	Kansas	Bixby, Okla.	CFA-'11	16-4-0-0	Coryell Judie.....CB
72	Harris, Ryan	T	6-5	300	27	5	Notre Dame	Minneapolis, Minn.	FA-'12	0-0-0-0	Aaron Brewer.....LS
83	Hill, Jason	WR	6-0	202	27	6	Washington State	San Francisco, Calif.	FA-'12	10-10-0-1	Omar Bolden.....CB
34	Hillman, Ronnie	RB	5-10	190	20	R	San Diego State	La Habra, Calif.	D3-'12	0-0-0-0	Elliot Coffey.....LB
76	Hills, Tony	T	6-5	304	27	5	Texas	Houston, Texas	FA-'11	0-0-1-15	Jerry Franklin.....LB

90	Hunter, Jason	DE	6-4	271	28	7	Appalachian State	Fayetteville, N.C.	FA-'10	16-2-0-0	49	Chris GronkowskiFB
39	Ihenacho, Duke	S	6-1	205	23	R	San Jose State	San Mateo, Calif.	CFA-'12	0-0-0-0	50	J.D. WaltonC
82	Ingram, Cornelius	TE	6-4	250	27	2	Florida	Hawthorne, Fla.	FA-'11	0-0-0-0	51	Joe MaysMLB
56	Irving, Nate	MLB	6-1	240	23	2	North Carolina State	Wallace, N.C.	D3-'11	16-0-0-0	52	Wesley WoodyardWLB
70	Jackson, Malik	DE	6-5	270	22	R	Tennessee	Van Nuys, Calif.	D5-'12	0-0-0-0	53	Mike MohamedSLB
37	Johnson, Jeremiah	RB	5-9	200	25	3	Oregon	Los Angeles, Calif.	FA-'10	8-0-0-0	54	Cyril ObiozorDE
57	Johnson, Steven	LB	6-1	237	24	R	Kansas	Wallingford, Pa.	CFA-'12	0-0-0-0	55	D.J. WilliamsWLB
45	Judie, Coryell	CB	5-11	190	24	R	Texas A&M	Marlin, Texas	CFA-'12	0-0-0-0	56	Nate IrvingMLB
73	Kuper, Chris	G	6-4	303	29	7	North Dakota	Anchorage, Alaska	D5-'06	16-16-0-0	57	Steven JohnsonLB
18	Manning, Peyton	QB	6-5	230	36	15	Tennessee	New Orleans, La.	FA-'12	0-0-0-0	58	Von MillerSLB
51	Mays, Joe	MLB	5-11	250	26	5	North Dakota State	Chicago, Ill.	T-'10 (Phi.)	16-12-0-0	59	Danny TrevathanLB
23	McGahee, Willis	RB	6-0	235	30	10	Miami	Miami, Fla.	FA-'11	15-14-0-1	60	Mike RemmersT
86	Miller, Anthony	TE	6-4	260	22	R	California	San Jose, Calif.	CFA-'12	0-0-0-0	62	Austin WuebbelsG
58	Miller, Von	SLB	6-3	237	23	2	Texas A&M	DeSoto, Texas	D1-'11	15-15-0-1	63	Ben GarlandDE
53	Mohamed, Mike	SLB	6-3	245	24	2	California	Brawley, Calif.	D6-'11	2-0-0-4	64	Philip BlakeG/C
31	Moore, Joshua	CB	5-11	184	23	2	Kansas State	Pompano Beach, Fla.	FA-'12	0-0-0-0	65	Manny RamirezG
26	Moore, Rahim	S	6-1	196	22	2	UCLA	Loa Angeles, Calif.	D2a-'11	15-7-0-1	66	Lomie PaxtonLS
27	Moreno, Knowshon	RB	5-11	200	24	4	Georgia	Middletown, N.J.	D1a-'09	7-2-1-1	67	Adam GrantT
54	Obiozor, Cyril	DE	6-4	249	25	3	Texas A&M	Pearland, Texas	FA-'12	0-0-0-0	68	Zane BeadlesG
33	Omon, Xavier	RB	5-11	227	27	3	Northwest Missouri St.	Beatrice, Neb.	FA-'11	0-0-0-0	69	Wayne TribeG
89	Orton, Greg	WR	6-3	199	25	1	Purdue	Dayton, Ohio	FA-'11	0-0-0-0	70	Malik JacksonDE
6	Osweller, Brock	QB	6-8	240	21	R	Arizona State	Kalispell, Mont.	D2b-'12	0-0-0-0	71	C.J. DavisG
19	Page, Eric	WR	5-10	180	20	R	Toledo	Holland, Ohio	CFA-'12	0-0-0-0	72	Ryan HarrisT
66	Paxton, Lonie	LS	6-2	270	34	13	Sacramento State	Corona, Calif.	UFA-'09 (N.E.)	16-0-0-0	73	Chris KuperG
22	Porter, Tracy	CB	5-11	186	25	5	Indiana	Port Allen, La.	UFA-'12 (N.O.)	14-11-0-2	74	Orlando FranklinT
5	Prater, Matt	K	5-10	195	27	6	Central Florida	Estero, Fla.	PS-'07 (Mia.)	16-0-0-0	75	Chris ClarkT
65	Ramirez, Manny	G	6-3	313	29	6	Texas Tech	Houston, Texas	FA-'11	2-0-0-14	76	Tony HillsT
60	Remmers, Mike	T	6-5	303	23	R	Oregon State	Portland, Ore.	CFA-'12	0-0-0-0	77	Jamie BlatnickDE
10	Robinson, Gerrell	WR	6-4	222	22	R	Arizona State	Chandler, Ariz.	CFA-'12	0-0-0-0	78	Ryan CladyT
38	Robinson, Ramzee	CB	5-10	190	28	4	Alabama	Huntsville, Ala.	FA-'12	0-0-0-0	80	Julius ThomasTE
98	Siliga, Seaver	DT	6-2	307	22	1	Utah	West Jordan, Utah	FA-'11	0-0-0-0	81	Joel DreesenTE
14	Stokley, Brandon	WR	6-0	194	36	14	Southwestern Louisiana	Lafayette, La.	FA-'12	2-0-0-1	82	Cornelius IngramTE
40	Sylvester, Austin	FB	6-1	248	24	1	Washington	Reno, Nev.	FA-'11	0-0-0-1	83	Jason HillWR
84	Tamme, Jacob	TE	6-3	236	27	5	Kentucky	Danville, Ky.	UFA-'12 (Ind.)	16-5-0-0	84	Jacob TammeTE
88	Thomas, Demaryius	WR	6-3	229	24	3	Georgia Tech	Montrose, Ga.	D1a-'10	11-5-0-5	85	Virgil GreenTE
21	Thompson, Syd'Quan	TE	6-5	255	24	3	Portland State	Stockton, Calif.	D4b-'11	5-1-1-10	86	Anthony MillerTE
59	Trevathan, Danny	CB	5-9	191	25	3	California	Sacramento, Calif.	D7a-'10	0-0-0-0	87	Eric DeckerWR
69	Tribe, Wayne	LB	6-1	232	22	R	Kentucky	Leesburg, Fla.	D6-'12	0-0-0-0	88	Demaryius ThomasWR
96	Unrein, Mitch	G	6-3	329	22	R	Temple	York, Pa.	CFA-'12	0-0-0-0	89	Greg OrtonWR
99	Vickerson, Kevin	DT	6-4	291	25	2	Wyoming	Eaton, Colo.	FA-'10	14-0-1-1	90	Jason HunterDE
50	Walton, J.D.	C	6-5	290	29	7	Michigan State	Detroit, Mich.	FA-'10	5-4-0-0	91	Robert AyersDE
94	Warren, Ty	DT	6-3	305	25	3	Baylor	Allen, Texas	D3a-'10	16-16-0-0	92	Elvis DumervilDE
2	Weber, Adam	QB	6-5	300	31	10	Texas A&M	Bryan, Texas	FA-'11	0-0-0-1	93	Jeremy BealDE
55	Williams, D.J.	WLB	6-3	210	24	1	Minnesota	Arden Hills, Minn.	CFA-'11	0-0-0-0	94	Ty WarrenDT
12	Willis, Matthew	WR	6-1	242	29	9	Miami	Concord, Calif.	D1-'04	13-13-1-2	95	Derek WolfeDT
95	Wolfe, Derek	WR	6-0	190	28	5	UCLA	Anaheim, Calif.	FA-'08	16-0-0-0	96	Mitch UnreinDT
52	Woodyard, Wesley	DT	6-5	300	22	R	Cincinnati	Lisbon, Ohio	D2a-'12	0-0-0-0	97	Justin BannanDT
62	Wuebbels, Austin	G	6-0	229	25	5	Kentucky	LaGrange, Ga.	CFA-'08	15-7-0-1	98	Sealver SiligaDT
			6-4	295	23	R	Missouri	Troy, Ill.	CFA-'12	0-0-0-0	99	Kevin VickersonDT

KEY: CFA-college free agent; D-drafted; FA-acquired as free agent; RFA-acquired as restricted free agent; UFA-acquired as unrestricted free agent; T-trade; W-waivers.

BRONCOS TRANSACTIONS (AUG. 4, 2011-JUNE 24, 2012)

BY DATE

8/6/11	Claimed RB C.J. Gable off waivers (New Orleans)		Signed RB Jeremiah Johnson to practice squad
	Waived/injured RB Mario Fannin		Signed S Kyle McCarthy to practice squad
8/7/11	Placed RB Mario Fannin on injured reserve		Signed WR Eron Riley to practice squad
8/13/11	Signed WR Greg Orton		Signed FB Austin Sylvester to practice squad
	Waived/injured WR Mark Dell	9/4/11	Signed QB Adam Weber to practice squad
8/15/11	Claimed LB Alvin Bowen off waivers (Jacksonville)		Signed CB Jonathan Wilhite
	Waived/injured LB Derek Domino	9/6/11	Waived S Darcel McBath
	Released DT Louis Leonard		Signed T Tony Hills
8/16/11	Waived LB A.J. Jones		Waived T Herb Taylor
	Released RB LenDale White	9/12/11	Waived WR Jamel Hamler
	Placed WR Mark Dell on injured reserve	9/17/11	Signed RB Jeremiah Johnson to active roster
	Placed LB Derek Domino on injured reserve		Placed DT Ty Warren on injured reserve
8/17/11	Claimed DT DeMario Pressley off waivers (Indianapolis)	9/20/11	Signed WR Quan Cosby
8/22/11	Waived/injured TE Richard Quinn		Waived RB Jeremiah Johnson
8/26/11	Waived TE Richard Quinn	9/21/11	Signed TE John Nalbone to practice squad
8/29/11	Released CB Nate Jones	9/22/11	Signed TE Dante Rosario
	Waived RB C.J. Gable		Signed RB Jeremiah Johnson to practice squad
	Waived MLB Braxton Kelley		Waived LB Mike Mohamed
	Waived LB Deron Mayo		Waived WR D'Andre Goodwin
	Waived G Shawn Murphy	9/24/11	Signed LB Mike Mohamed to practice squad
	Waived T Curt Porter		Waived TE John Nalbone
	Waived DE David Veikune	10/10/11	Awarded FB Quinn Johnson off waivers (Tennessee)
9/3/11	Released WR David Anderson		Placed DT Kevin Vickerson on injured reserve
	Waived DE Jeremy Beal		Waived RB Brandon Minor
	Waived CB Brandon Bing	10/17/11	Traded WR Brandon Lloyd to St. Louis in exchange for a conditional 2012 draft choice
	Waived LB Alvin Bowen	10/18/11	Signed S Rafael Bush
	Waived DT Ronnell Brown		Signed DT Sealver Siliga to practice squad
	Waived G Jeff Byers		Waived FB Austin Sylvester
	Waived CB Perrish Cox	10/19/11	Signed WR D'Andre Goodwin to practice squad
	Waived G Stanley Daniels		WR Eron Riley signed to N.Y. Jets active roster
	Waived WR Britt Davis	11/14/11	Signed RB Jeremiah Johnson to active roster
	Waived WR De'Andre Goodwin		Signed RB Xavier Omon to practice squad
	Waived T Adam Grant		Placed RB Knowshon Moreno on injured reserve
	Waived TE Dan Gronkowski	11/22/11	Waived QB Kyle Orton
	Waived K Steven Hauschka	11/26/11	Waived RB Xavier Omon
	Waived DT Jeremy Jarmon	11/28/11	Signed LB Mike Mohamed to active roster
	Waived RB Jeremiah Johnson		Signed RB Xavier Omon to practice squad
	Waived S Kyle McCarthy	11/29/11	Signed S Kyle McCarthy to active roster
	Waived G Eric Olsen		Placed CB Cassius Vaughn on injured reserve
	Waived WR Greg Orton	11/30/11	Signed CB Tony Carter to practice squad
	Waived DT DeMario Pressley		Signed WR Greg Orton to practice squad
	Waived WR Eron Riley	12/13/11	Signed CB Tony Carter to active roster
	Waived LB Lee Robinson		Waived LB Derek Domino
	Released TE Dante Rosario		Waived S Kyle McCarthy
	Waived FB Austin Sylvester	12/17/11	Signed S Kyle McCarthy to active roster
	Waived QB Adam Weber		Waived FB Quinn Johnson
	Placed RB Brandon Minor on injured reserve	12/21/11	Signed FB Will Ta'ufo'ou to practice squad
	Placed WR Jamel Hamler on injured reserve	12/27/11	Signed FB Austin Sylvester
	Placed CB Syd'Qyuan Thompson on injured reserve		Signed TE Cornelius Ingram to practice squad
	Signed CB Jonathan Wilhite		Waived WR Quan Cosby
	Signed DE Jeremy Beal to practice squad		Waived FB Will Ta'ufo'ou
	Signed WR D'Andre Goodwin to practice squad	1/2/12	Signed DT Jeremy Jarmon to a future contract
	Signed T Adam Grant to practice squad		Signed CB Ramzee Robinson to a future contract
			Placed G Chris Kuper on injured reserve



1/3/12 Signed T Ryan Harris
Signed DE Cyril Obiozor to a future contract
Waived S Kyle McCarthy

1/4/12 Signed LB Brian Iwuh

1/5/12 Signed CB Joshua Moore to future contract

1/9/12 Signed WR D'Andre Goodwin to active roster
Signed WR Tim Toone to practice squad
Placed FB Spencer Larsen on injured reserve

1/13/12 Waived FB Austin Sylvester

1/16/12 Signed WR Tyler Grisham to future contract
Signed TE Cornelius Ingram to future contract
Signed RB Xavier Omon to future contract
Signed WR Greg Orton to future contract
Signed DT Sealver Siliga to future contract
Signed WR Tim Toone to future contract
Signed QB Adam Weber to future contract

2/8/12 Signed FB Austin Sylvester

2/15/12 Signed G C.J. Davis

2/16/12 Signed WR Jason Hill

3/16/12 Signed S Mike Adams

3/19/12 Re-signed G Manny Ramirez (UFA)

3/20/12 Re-signed LB Joe Mays (UFA)

3/21/12 Signed QB Peyton Manning

3/26/12 Signed CB Tracy Porter
Traded QB Tim Tebow and a 2012 draft choice to N.Y. Jets for two 2012 draft choices

3/29/12 Signed TE Joel Dreessen
Re-signed DE Jason Hunter (UFA)
Signed TE Jacob Tamme

3/30/12 Signed WR Andre Caldwell
Re-signed LB Wesley Woodyard (UFA)

4/3/12 Signed QB Caleb Hanie

4/12/12 Signed DT Justin Bannan

4/16/12 Released CB André Goodman

4/17/12 Signed WR Brandon Stokley
Designated LB Brian Iwuh as reserve/retired

4/30/12 Waived WR Tim Toone

5/2/12 Signed DE Jamie Blatnick (CFA)
Signed CB Coryell Judie (CFA)
Signed TE Anthony Miller (CFA)
Signed WR Gerell Robinson (CFA)

5/3/12 Signed LS Aaron Brewer (CFA)
Signed LB Elliot Coffey (CFA)
Signed LB Jerry Franklin (CFA)
Signed S Duke Ihenacho (CFA)
Signed LB Steven Johnson (CFA)
Signed G Wayne Tribue (CFA)
Signed G Austin Wuebbels (CFA)

5/4/12 Signed WR Eric Page (CFA)

5/7/12 Signed T Mike Remmers (CFA)

5/11/12 Signed CB Drayton Florence
Waived DT Jaremy Jarmon

5/18/12 Signed CB Omar Bolden (draft choice)

5/23/12 Acquired FB Chris Gronkowski from Indianapolis in exchange for CB Cassius Vaughn

BY PLAYER**ADAMS, Mike — S**

3/16/12 Signed

ANDERSON, David — WR

9/3/11 Released

BANNAN, Justin — DT

4/12/12 Signed

BEAL, Jeremy — DE

9/3/11 Waived

9/4/11 Signed to practice squad

BING, Brandon — CB

9/3/11 Waived

BLATNICK, Jamie — DE

5/2/12 Signed (CFA)

BOLDEN, Omar — CB

5/18/12 Signed (draft choice)

BOWEN, Alvin — LB

8/15/11 Claimed off waivers (Jacksonville)

9/3/11 Waived

BREWER, Aaron — LS

5/3/12 Signed (CFA)

BROWN, Ronnell — DT

9/3/11 Waived

BUSH, Rafael — S

10/18/11 Signed

BYERS, Jeff — OL

9/3/11 Waived

CALDWELL, Andre — WR

3/30/12 Signed

CARTER, Tony — CB

11/30/11 Signed to practice squad

12/13/11 Signed to active roster

COSBY, Quan — WR

9/20/11 Signed

12/27/11 Waived

COFFEY, Elliot — LB

5/3/12 Signed (CFA)

COX, Perrish — CB

9/3/11 Waived

DANIELS, Stanley — OL

9/3/11 Waived

DAVIS, Britt — WR

9/3/11 Waived

DAVIS, C.J. — G

2/15/12 Signed

DELL, Mark — WR

8/13/11 Waived/injured

8/16/11 Placed on injured reserve

DOMINO, Derek — LB

8/15/11 Waived/injured

8/16/11 Placed on injured reserve

12/13/11 Waived

DREESSEN, Joel — TE

3/29/12 Signed

BRONCOS TRANSACTIONS (AUG. 4, 2011-JUNE 24, 2012)

FANNIN, Mario — RB

8/6/11 Waived/injured
8/7/11 Placed on injured reserve

FLORENCE, Drayton — CB

5/11/12 Signed

FRANKLIN, Jerry — LB

5/3/12 Signed (CFA)

GABLE, C.J. — RB

8/6/11 Claimed off waivers (New Orleans)
8/29/11 Waived

GOODMAN, André — CB

4/16/12 Released

GOODWIN, D'Andre — WR

9/3/11 Waived
9/4/11 Signed to practice squad
9/22/11 Waived
10/19/11 Signed to practice squad
1/9/12 Signed to active roster

GRANT, Adam — T

9/3/11 Waived
9/4/11 Signed to practice squad

GRISHAM, Tyler — WR

1/16/12 Signed to future contract

GRONKOWSKI, Chris — FB

5/23/12 Acquired from Indianapolis in exchange for CB Cassius Vaughn

GRONKOWSKI, Dan — TE

9/3/11 Waived

HAMLER, Jamel — WR

9/3/11 Placed on injured reserve
9/12/11 Waived

HANIE, Caleb — QB

4/3/12 Signed

HARRIS, Ryan — T

1/3/12 Signed

HAUSCHKA, Steven — K

9/3/11 Waived

HILL, Jason — WR

2/16/12 Signed

HILLS, Tony — T

9/6/11 Signed

HUNTER, Jason — DE

3/29/12 Re-signed (UFA)

IHENACHO, Duke — S

5/3/12 Signed (CFA)

INGRAM, Cornelius — TE

12/27/11 Signed to practice squad
1/16/12 Signed to future contract

IWUH, Brian — LB

1/4/12 Signed
4/17/12 Designated as reserve/retired

JARMON, Jeremy — DT

9/3/11 Waived
1/2/12 Signed to a future contract
5/11/12 Waived

JOHNSON, Jeremiah — RB

9/3/11 Waived
9/4/11 Signed to practice squad
9/17/11 Signed to active roster
9/20/11 Waived
9/22/11 Signed to practice squad
11/14/11 Signed to active roster

JOHNSON, Quinn — FB

10/10/11 Awarded off waivers (Tennessee)
12/17/11 Waived

JOHNSON, Steven — LB

5/3/12 Signed (CFA)

JONES, A.J. — LB

8/16/11 Waived

JONES, Nate — CB

8/29/11 Released

JUDIE, Coryell — CB

5/2/12 Signed (CFA)

KELLEY, Braxton — LB

8/29/11 Waived

KUPER, Chris — G

1/3/12 Placed on injured reserve

LARSEN, Spencer — FB

1/9/12 Placed on injured reserve

LEONARD, Louis — DL

8/15/11 Released

LLOYD, Brandon — WR

10/17/11 Traded to St. Louis in exchange for a conditional 2012 draft choice

MANNING, Peyton — QB

3/21/12 Signed

MAYO, Deron — LB

8/29/11 Waived

MAYS, Joe — LB

3/20/12 Re-signed (UFA)

McCARTHY, Kyle — S

9/3/11 Waived
9/4/11 Signed to practice squad
11/29/11 Signed to active roster
12/13/11 Waived
12/15/11 Signed to practice squad
12/17/11 Signed to active roster
1/3/12 Waived

MILLER, Anthony — TE

5/2/12 Signed (CFA)

MINOR, Brandon — RB

9/3/11 Placed on injured reserve
10/10/11 Waived

MOHAMED, Mike — LB

9/22/11 Waived
9/24/11 Signed to practice squad
11/28/11 Signed to active roster

MOORE, Joshua — CB

1/5/12 Signed to future contract

MORENO, Knowshon — RB

11/14/11 Placed on injured reserve

MURPHY, Shawn — OL

8/29/11 Waived

NALBONE, John — TE

9/21/11 Signed to practice squad
9/24/11 Waived

OBIOZOR, Cyril — DE

1/3/12 Signed to future contract

OLSEN, Eric — OL

9/3/11 Waived

OMON, Xavier — RB

11/14/11 Signed to practice squad
11/26/11 Waived
11/28/11 Signed to practice squad
1/16/12 Signed to future contract

ORTON, Greg — WR

8/13/11 Signed
9/3/11 Waived
11/30/11 Signed to practice squad
1/16/12 Signed to future contract

ORTON, Kyle — QB

11/22/11 Waived

PAGE, Eric — WR

5/4/12 Signed (CFA)

PORTER, Curt — T

8/29/11 Waived

PORTER, Tracy — CB

3/23/12 Signed

PRESSLEY, DeMario — DT

8/17/11 Claimed off waivers (Indianapolis)
9/3/11 Waived

QUINN, Richard — TE

8/22/11 Waived/injured
8/26/11 Waived

RAMIREZ, Manny — OL

3/19/12 Re-signed (UFA)

REMMERS, Mike — T

3/7/12 Signed (CFA)

RILEY, Eron — WR

9/3/11 Waived
9/4/11 Signed to practice squad
10/19/11 Signed to N.Y. Jets active roster

ROBINSON, Gerell — WR

5/2/12 Signed (CFA)

ROBINSON, Lee — LB

9/3/11 Waived

ROBINSON, Ramzee — CB

1/2/12 Signed to a future contract

ROSARIO, Dante — TE

9/3/11 Waived
9/22/11 Signed

SILIGA, Sealver — DT

10/18/11 Signed to practice squad
1/16/12 Signed to future contract

STOKLEY, Brandon — WR

4/17/12 Signed

SYLVESTER, Austin — FB

9/3/11 Waived
9/4/11 Signed to practice squad
10/18/11 Waived
12/27/11 Signed
1/13/12 Waived
2/8/12 Signed

TA'UFO'OU, Will — FB

12/21/11 Signed to practice squad
12/27/11 Waived

TAMME, Jacob — TE

3/29/12 Signed

TAYLOR, Herb — OL

9/6/11 Waived

TEBOW, Tim — QB

3/26/12 Traded QB Tim Tebow and a 2012 draft choice to N.Y. Jets for two 2012 draft choices

THOMPSON, Syd'Quan — CB

9/3/11 Placed on injured reserve

TOONE, Tim — WR

1/9/12 Signed to practice squad
1/16/12 Signed to future contract
4/30/12 Waived

TRIBUE, Wayne — G

5/3/12 Signed (CFA)

VAUGHN, Cassius — CB

11/29/11 Placed on injured reserve
5/23/12 Traded to Indianapolis for FB Chris Gronkowski

VEIKUNE, David — LB

8/29/11 Waived

VICKERSON, Kevin — DL

10/10/11 Placed on injured reserve

WARREN, Ty — DT

9/17/11 Placed on injured reserve

WEBER, Adam — QB

9/3/11 Waived
9/4/11 Signed to practice squad
1/16/12 Signed to future contract

WHITE, LenDale — RB

8/16/11 Released

WILHITE, Jonathan — CB

9/4/11 Signed

WOODYARD, Wesley — LB

3/30/12 Re-signed (UFA)

WUEBBELS, Austin — G

5/3/12 Signed (CFA)

HOW THE BRONCOS ARE BUILT

YEAR	DRAFT/COLLEGE FREE AGENT		TRADES		FREE AGENTS/WAIVERS	
2004 10-6 (2nd AFC West)	WLB	D.J. Williams (1)	CB	Champ Bailey** (Was)		
2005 13-3 (1st AFC West)						
2006 9-7 (3rd AFC West)	DE	Elvis Dumervil (4b)				
	G	Chris Kuper (5)				
2007 7-9 (2nd AFC West)					K	Matt Prater**
2008 8-8 (2nd AFC West)	T	Ryan Clady (1)			WR	Matthew Willis**
	WLB	Wesley Woodyard*				
2009 8-8 (2nd AFC West)	RB	Knowshon Moreno (1a)			RB	Lance Ball**
	DE	Robert Ayers (1b)			P	Britton Colquitt**
	S	David Bruton (4a)			LS	Lonie Paxton*** (UFA-NE)
2010 4-12 (4th AFC West)	WR	Demaryius Thomas (1a)	MLB	Joe Mays** (Cle)	T	Chris Clark** (W-Min)
	G	Zane Beadles (2)			DE	Jason Hunter**
	C	J.D. Walton (3a)			DT	Mitch Unrein**
	WR	Eric Decker (3b)			DT	Kevin Vickerson**
	CB	Syd'Quan Thompson (7a)				
	DE	Ben Garland*				
2011 8-8 (1st AFC West)	SLB	Von Miller (1)			S	Rafael Bush**
	S	Rahim Moore (2a)			CB	Tony Carter**
	T	Orlando Franklin (2b)			T	Ryan Harris**
	MLB	Nate Irving (3)			T	Tony Hills**
	S	Quinton Carter (4a)			TE	Cornelius Ingram**
	TE	Julius Thomas (4b)			RB	Jeremiah Johnson**
	MLB	Mike Mohamed (6)			RB	Willis McGahee**
	TE	Virgil Green (7a)			RB	Xavier Omon**
	DE	Jeremy Beal (7b)			WR	Greg Orton**
	WR	Mark Dell*			G	Manny Ramirez**
	RB	Mario Fannin*			DT	Sealver Siliga**
	WR	D'Andre Goodwin*			DT	Ty Warren**
	T	Adam Grant*			FB	Austin Sylvester**
	CB	Chris Harris*				
	QB	Adam Weber*				
2012	DT	Derek Wolfe (2a)	FB	Chris Gronkowski** (Ind.)	S	Mike Adams*** (UFA-Cle)
	QB	Brock Osweiler (2b)			DT	Justin Bannan**
	RB	Ronnie Hillman (3)			WR	Andre Caldwell*** (UFA-Cin)
	CB	Omar Bolden (4a)			G	C.J. Davis**
	OL	Philip Blake (4b)			TE	Joel Dreessen*** (UFA-Hou)
	DE	Malik Jackson (5)			CB	Drayton Florence**
	LB	Danny Trevathan (6)			WR	Tyler Grisham**
	DE	Jamie Blatnick*			QB	Caleb Hanie*** (UFA-Chi)
	LS	Aaron Brewer*			WR	Jason Hill**
	LB	Elliot Coffey*			QB	Peyton Manning**
	LB	Jerry Franklin*			CB	Joshua Moore**
	S	Duke Ihenacho*			DE	Cyril Obiozor**
	LB	Steven Johnson*			CB	Tracy Porter*** (UFA-NO)
	CB	Coryell Judie*			CB	Ramzee Robinson**
	TE	Anthony Miller*			WR	Brandon Stokley**
	WR	Eric Page*			TE	Jacob Tamme*** (UFA-Ind)
	T	Mike Remmers*				
	WR	Gerell Robinson*				
	G	Wayne Tribue*				
	G	Austin Wuebbels*				

Number in parentheses after draft choice indicates the round in which the player was taken.

* – indicates player was a rookie free agent when he joined the Broncos.

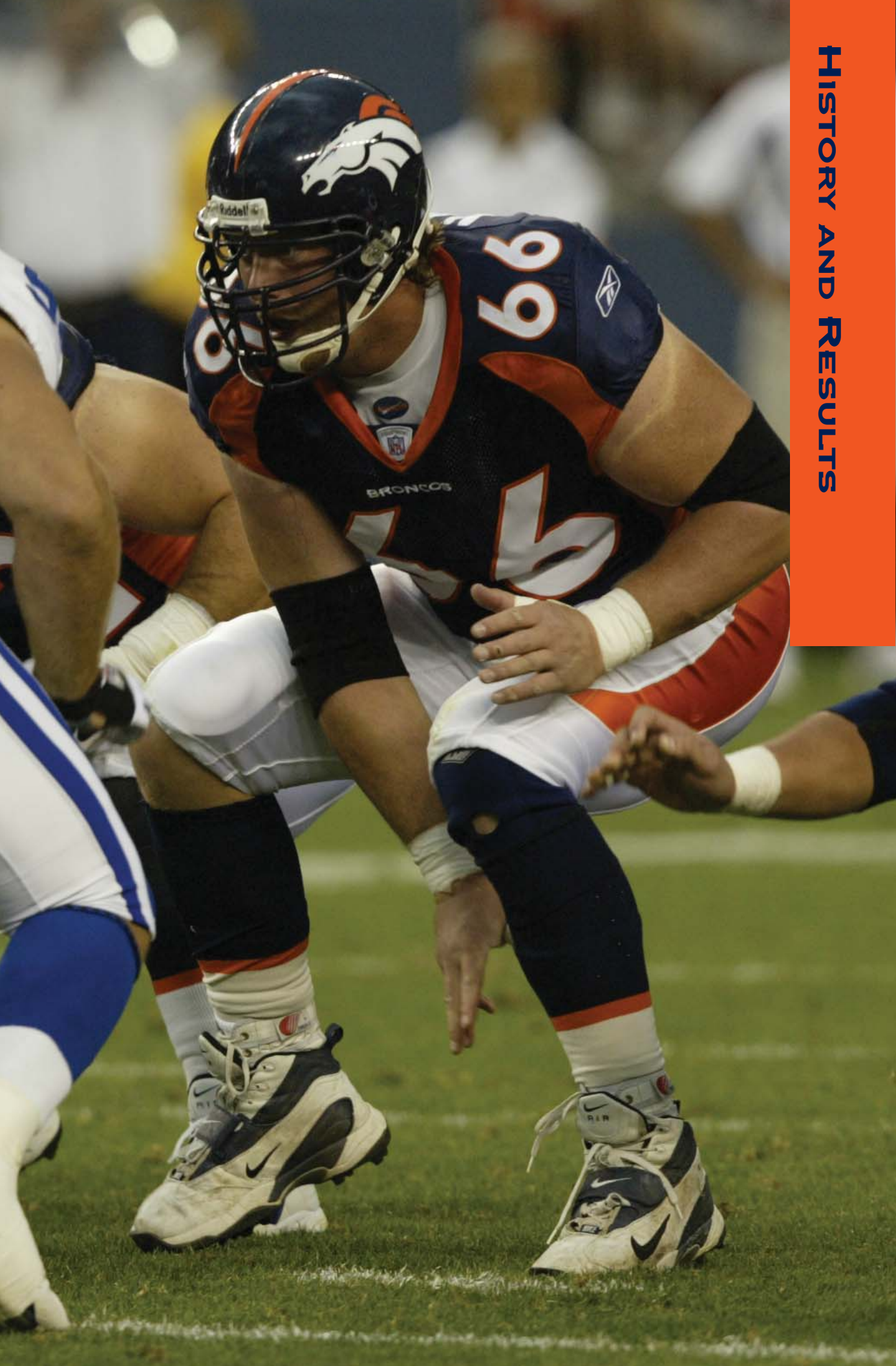
** – indicates player was an NFL veteran or had been in other camps before joining the Broncos.

*** – indicates player was an unrestricted free agent who had not been released by previous team.

PUP – indicates player is on Physically Unable to Perform List.

NFI – indicates player is on Reserve/Non-Football Injury List.

HISTORY AND RESULTS



ALL-TIME GAME RESULTS

(*indicates night game)

1960

HEAD COACH: Frank Filchcock

PRESEASON (0-5)

Day/Date	Score	W/L	Opponent	Location	Attend.
Fri., Aug. 5*	6-43	L	Boston Patriots	Providence, R.I.	4,706
Sat., Aug. 13*	14-31	L	Buffalo Bills	Rochester, N.Y.	6,200
Sat., Aug. 20*	3-42	L	Houston Oilers	Jeppesen Stadium	19,500
Sat., Aug. 27*	0-48	L	Dallas Texans	Little Rock, Ark.	5,500
Sat., Sept. 3*	30-36	L	Los Angeles Chargers	Los Angeles Coliseum	21,516
	53-192				57,422

REGULAR SEASON (4-9-1 overall / 4th AFL West / 2-4-1 home / 2-5 away)

Day/Date	Score	W/L	Opponent	Location	Attend.	Temp.	Den. QB	Opp. QB
Fri., Sept. 9*	13-10	W	Boston Patriots	Boston Univ. Field	21,597	78°	Tripucka	Songin
Sun., Sept. 18	27-21	W	Buffalo Bills	War Memorial Stadium	15,229	62°	Tripucka	O'Connell
Fri., Sept. 23*	24-28	L	New York Titans	Polo Grounds	20,462	70°	Tripucka	Dorow
Sun., Oct. 2	31-14	W	Oakland Raiders	Bears Stadium	18,372	71°	Tripucka	Flores
Sun., Oct. 16	19-23	L	Los Angeles Chargers	Bears Stadium	19,141	57°	Tripucka	Kemp
Sun., Oct. 23	31-24	W	Boston Patriots	Bears Stadium	12,683	69°	Tripucka	Songin
Sun., Oct. 30	14-17	L	Dallas Texans	Bears Stadium	13,002	45°	Tripucka	Davidson
Sun., Nov. 6	25-45	L	Houston Oilers	Bears Stadium	14,489	53°	Tripucka	Blanda
Sun., Nov. 13	7-34	L	Dallas Texans	Cotton Bowl	21,000	68°	Tripucka	Davidson
Sun., Nov. 20	10-20	L	Houston Oilers	Jeppesen Stadium	20,778	68°	Tripucka	Lee
Sun., Nov. 27	38-38	T	Buffalo Bills	Bears Stadium	7,785	37°	Tripucka	O'Connell
Sun., Dec. 4	27-30	L	New York Titans	Bears Stadium	5,861	33°	Tripucka	Dorow
Sat., Dec. 10	33-41	L	Los Angeles Chargers	Los Angeles Coliseum	9,928	62°	Tripucka	Kemp
Sat., Dec. 17	10-48	L	Oakland Raiders	Candlestick Park	7,000	50°	Tripucka	Flores
(Bye Oct. 9)	309-393				207,327			

1961

HEAD COACH: Frank Filchcock

PRESEASON (1-4)

Day/Date	Score	W/L	Opponent	Location	Attend.
Sat., Aug. 12*	13-31	L	Dallas Texans	Midland, Texas	10,000
Sat., Aug. 19*	48-21	W	Oakland Raiders	Spokane, Washington	6,500
Fri., Aug. 25*	27-29	L	Dallas Texans	Fort Worth, Texas	21,710
Fri., Sept. 1*	10-42	L	Houston Oilers	Mobile, Alabama	10,087
Mon., Sept. 4	12-49	L	Oakland Raiders	Candlestick Park	6,300
	110-172				54,597

REGULAR SEASON (3-11 overall / 3rd AFL West / 2-5 home / 1-6 away)

Day/Date	Score	W/L	Opponent	Location	Attend.	Temp.	Den. QB	Opp. QB
Sun., Sept. 10	22-10	W	Buffalo Bills	War Memorial Stadium	16,636	85°	Tripucka	O'Connell
Sat., Sept. 16*	17-45	L	Boston Patriots	Boston Univ. Field	14,479	65°	Tripucka	Parilli
Sun., Sept. 24	28-35	L	New York Titans	Polo Grounds	14,381	80°	Tripucka	Dorow
Sun., Oct. 1	19-33	L	Oakland Raiders	Candlestick Park	8,361	73°	Herring	Flores
Sun., Oct. 8	12-19	L	Dallas Texans	Bears Stadium	14,500	44°	Tripucka	Davidson
Sun., Oct. 15	27-24	W	Oakland Raiders	Bears Stadium	11,129	75°	Tripucka	Flores
Sun., Oct. 22	27-10	W	New York Titans	Bears Stadium	12,508	57°	Tripucka	Dorow
Sun., Oct. 29	0-37	L	San Diego Chargers	Balboa Stadium	32,584	66°	Tripucka	Kemp
Sun., Nov. 5	14-55	L	Houston Oilers	Bears Stadium	11,564	35°	Tripucka	Blanda
Sun., Nov. 12	16-19	L	San Diego Chargers	Bears Stadium	7,859	30°	Tripucka	Kemp
Sun., Nov. 19	10-23	L	Buffalo Bills	Bears Stadium	7,645	29°	Tripucka	Green
Sun., Nov. 26	14-45	L	Houston Oilers	Jeppesen Stadium	27,874	80°	Herring	Blanda
Sun., Dec. 3	24-28	L	Boston Patriots	Bears Stadium	9,303	55°	Herring	Songin
Sun., Dec. 10	21-49	L	Dallas Texans	Cotton Bowl	8,000	50°	Herring	Davidson
(Bye Dec. 17)	251-432				196,823			

1962

HEAD COACH: Jack Faulkner

PRESEASON (2-2)

Day/Date	Score	W/L	Opponent	Location	Attend.
Fri., Aug. 10*	17-33	L	Houston Oilers	Atlanta, Ga.	11,500
Sat., Aug. 18*	24-31	L	San Diego Chargers	Balboa Stadium	19,168
Fri., Aug. 24*	27-24	W	Dallas Texans	Fort Worth, Texas	18,000
Fri., Aug. 31*	41-12	W	Oakland Raiders	Stockton, Calif.	5,000
	109-100				53,668

REGULAR SEASON (7-7 overall / 2nd AFL West / 3-4 home / 4-3 away)

Day/Date	Score	W/L	Opponent	Location	Attend.	Temp.	Den. QB	Opp. QB
Fri., Sept. 7*	30-21	W	San Diego Chargers	Univ. of Denver Stadium	28,000	70°	Tripucka	Kemp
Sat., Sept. 15*	23-20	W	Buffalo Bills	War Memorial Stadium	30,577	60°	Tripucka	Dorow
Fri., Sept. 21*	16-41	L	Boston Patriots	Boston Univ. Field	21,038	50°	Tripucka	Parilli
Sun., Sept. 30	32-10	W	New York Titans	Polo Grounds	17,213	66°	Tripucka	Grosscup
Fri., Oct. 5*	44-7	W	Oakland Raiders	Bears Stadium	22,452	56°	Shaw	Davidson
Sun., Oct. 14	23-6	W	Oakland Raiders	Frank Youell Field	7,000	60°	Tripucka	Davidson
Sun., Oct. 21	20-10	W	Houston Oilers	Bears Stadium	34,496	72°	Tripucka	Blanda

Sun., Oct. 28	38-45	L	Buffalo Bills	Bears Stadium	26,051	59°	Tripucka	Rabb
Sun., Nov. 4	23-20	W	San Diego Chargers	Balboa Stadium	20,827	63°	Tripucka	Hadl
Sun., Nov. 11	29-33	L	Boston Patriots	Bears Stadium	28,187	57°	Tripucka	Parilli
Sun., Nov. 18	3-24	L	Dallas Texans	Bears Stadium	23,523	26°	Tripucka	Dawson
Thu., Nov. 22	45-46	L	New York Titans	Bears Stadium	15,776	43°	Tripucka	Green
Sun., Dec. 2	17-34	L	Houston Oilers	Jeppesen Stadium	30,650	70°	Tripucka	Blanda
Sun., Dec. 9	10-17	L	Dallas Texans	Cotton Bowl	19,137	51°	Tripucka	Dawson
(Bye Dec. 16)	353-334				324,927			

1963

HEAD COACH: Jack Faulkner

PRESEASON (2-3)

Day/Date	Score	W/L	Opponent	Location	Attend.	Temp.	Den. QB	Opp. QB
Sat., Aug. 3*	27-10	W	Houston Oilers	Univ. of Denver Stadium	11,445	62°	Slaughter	Blanda
Sun., Aug. 11	19-35	L	Oakland Raiders	Frank Youell Field	9,655	68°	Wood	Davidson
Sat., Aug. 17*	31-25	W	San Diego Chargers	Univ. of Denver Stadium	11,135	65°	Tripucka	Hadl
Fri., Aug. 23*	16-30	L	Kansas City Chiefs	Municipal Stadium	6,865	92°	Shaw	Dawson
Sat., Aug. 31*	14-21	L	Buffalo Bills	Winston-Salem, N.C.	7,000	78°	Tripucka	Kemp
	107-121				46,100			

REGULAR SEASON (2-11-1 overall / 4th AFL West / 2-5 home / 0-6-1 away)

Day/Date	Score	W/L	Opponent	Location	Attend.	Temp.	Den. QB	Opp. QB
Sat., Sept. 7*	7-59	L	Kansas City Chiefs	Univ. of Denver Stadium	21,115	70°	Tripucka	Dawson
Sat., Sept. 14*	14-20	L	Houston Oilers	Jeppesen Stadium	23,147	78°	Tripucka	Blanda
Sun., Sept. 29	14-10	W	Boston Patriots	Bears Stadium	18,636	76°	Slaughter	Parilli
Sun., Oct. 6	50-34	W	San Diego Chargers	Bears Stadium	18,428	80°	McCormick	Rote
Sun., Oct. 13	24-33	L	Houston Oilers	Bears Stadium	24,087	77°	McCormick	Blanda
Fri., Oct. 18*	21-40	L	Boston Patriots	Fenway Park	25,418	64°	Slaughter	Parilli
Sat., Oct. 26*	35-35	T	New York Jets	Polo Grounds	20,377	69°	Slaughter	Wood
Sun., Nov. 3	28-30	L	Buffalo Bills	Bears Stadium	19,424	51°	Slaughter	Kemp
Sat., Nov. 9*	17-27	L	Buffalo Bills	War Memorial Stadium	30,989	46°	Breaux	Kemp
Sun., Nov. 17	9-14	L	New York Jets	Bears Stadium	14,247	36°	Slaughter	Wood
Thu., Nov. 28	10-26	L	Oakland Raiders	Bears Stadium	14,763	40°	McCormick	Flores
Sun., Dec. 8	21-52	L	Kansas City Chiefs	Municipal Stadium	17,443	36°	Slaughter	Dawson
Sun., Dec. 15	31-35	L	Oakland Raiders	Frank Youell Field	15,223	44°	Slaughter	Flores
Sun., Dec. 22	20-58	L	San Diego Chargers	Balboa Stadium	31,312	69°	Breaux	Rote
(Bye Sept. 22)	301-473				298,213			

1964

HEAD COACH: Jack Faulkner (4 games) & Mac Speedie (10 games)

PRESEASON (2-3)

Day/Date	Score	W/L	Opponent	Location	Attend.	Temp.	Den. QB	Opp. QB
Sat., Aug. 8*	20-34	L	San Diego Chargers	Balboa Stadium	26,293	72°	Slaughter	Rote
Fri., Aug. 14*	7-20	L	Oakland Raiders	Bears Stadium	13,545	78°	McCormick	Davidson
Thu., Aug. 20*	32-20	W	Houston Oilers	Jeppesen Stadium	32,127	80°	Lee	Blanda
Fri., Aug. 28*	10-14	L	Kansas City Chiefs	Farrington Field, Fort Worth, Texas	19,500	88°	Lee	Wilson
Sat., Sept. 5*	27-17	W	Boston Patriots	Univ. of Denver Stadium	20,568	76°	Lee	Parilli
	96-105				112,033			

REGULAR SEASON (2-11-1 overall / 4th AFL West / 2-4-1 home / 0-7 away)

Day/Date	Score	W/L	Opponent	Location	Attend.	Temp.	Den. QB	Opp. QB
Sat., Sept. 12*	6-30	L	New York Jets	Shea Stadium	45,665	64°	Lee	Wood
Sun., Sept. 20	13-30	L	Buffalo Bills	War Memorial Stadium	28,501	65°	Lee	Kemp
Sun., Sept. 27	17-38	L	Houston Oilers	Bears Stadium	22,651	63°	Lee	Blanda
Sun., Oct. 4	10-39	L	Boston Patriots	Bears Stadium	15,485	59°	Lee	Parilli
— Jack Faulkner out, Mac Speedie in as head coach —								
Sun., Oct. 11	33-27	W	Kansas City Chiefs	Bears Stadium	16,285	54°	Lee	Dawson
Sun., Oct. 18	14-42	L	San Diego Chargers	Balboa Stadium	23,332	73°	Lee	Hadl
Sun., Oct. 25	7-40	L	Oakland Raiders	Frank Youell Field	17,858	54°	Lee	Davidson
Sun., Nov. 1	39-49	L	Kansas City Chiefs	Municipal Stadium	15,053	73°	Slaughter	Dawson
Sun., Nov. 8	20-31	L	San Diego Chargers	Bears Stadium	19,670	73°	Lee	Hadl
Sun., Nov. 15	20-16	W	New York Jets	Bears Stadium	11,309	25°	Lee	Wood
Fri., Nov. 20*	7-12	L	Boston Patriots	Fenway Park	24,979	52°	Lee	Parilli
Sun., Nov. 29	20-20	T	Oakland Raiders	Bears Stadium	15,958	35°	Slaughter	Flores
Sun., Dec. 13	19-30	L	Buffalo Bills	Bears Stadium	14,431	38°	Slaughter	Lamonica
Sun., Dec. 20	15-34	L	Houston Oilers	Jeppesen Stadium	15,839	52°	Slaughter	Blanda
(Bye Dec. 6)	240-438				285,003			

1965

HEAD COACH: Mac Speedie

PRESEASON (1-4)

Day/Date	Score	W/L	Opponent	Location	Attend.	Temp.	Den. QB	Opp. QB
Sat., Aug. 7*	24-30	L	Kansas City Chiefs	Univ. of Denver Stadium	17,707	77°	Slaughter	Dawson
Sat., Aug. 14*	27-17	W	Oakland Raiders	Univ. of Utah Stadium, S.L.C., Utah	18,000	68°	McCormick	Flores
Sat., Aug. 21*	6-21	L	San Diego Chargers	Univ. of Denver Stadium	18,913	62°	Lee	Breaux
Sat., Aug. 28*	3-25	L	Houston Oilers	Alamo Stadium, San Antonio, Texas	12,666	88°	Slaughter	Trull
Sat., Sept. 4*	20-30	L	Oakland Raiders	Hughes Stadium, Sacramento, Calif.	14,550	70°	McCormick	Flores
	80-123				81,836			

REGULAR SEASON (4-10 overall / 4th AFL West / 2-5 home / 2-5 away)

Day/Date	Score	W/L	Opponent	Location	Attend.	Temp.	Den. QB	Opp. QB
Sat., Sept. 11*	31-34	L	San Diego Chargers	Balboa Stadium	27,022	65°	Slaughter	Hadl
Sun., Sept. 19	15-30	L	Buffalo Bills	Bears Stadium	30,682	46°	Slaughter	Kemp
Fri., Sept. 24*	27-10	W	Boston Patriots	Fenway Park	26,782	69°	Slaughter	Parilli

Sun., Oct. 3	16-13	W	New York Jets	Bears Stadium	34,988	83°	McCormick	Namath
Sun., Oct. 10	23-31	L	Kansas City Chiefs	Bears Stadium	31,001	79°	Slaughter	Beathard
Sun., Oct. 17	28-17	W	Houston Oilers	Bears Stadium	32,492	56°	McCormick	Blanda
Sun., Oct. 24	13-31	L	Buffalo Bills	War Memorial Stadium	45,046	40°	McCormick	Kemp
Sun., Oct. 31	10-45	L	New York Jets	Shea Stadium	53,717	72°	Slaughter	Taliaferro
Sun., Nov. 7	21-35	L	San Diego Chargers	Bears Stadium	33,073	63°	Slaughter	Hadl
Sun., Nov. 14	31-21	W	Houston Oilers	Rice Stadium	28,126	76°	McCormick	Blanda
Sun., Nov. 21	20-28	L	Oakland Raiders	Bears Stadium	30,369	52°	McCormick	Flores
Sun., Dec. 5	13-24	L	Oakland Raiders	Frank Youell Field	19,023	51°	Slaughter	Flores
Sun., Dec. 12	20-28	L	Boston Patriots	Bears Stadium	27,207	48°	Lee	Parilli
Sun., Dec. 19	35-45	L	Kansas City Chiefs	Municipal Stadium	14,421	44°	McCormick	Dawson
(Bye Nov. 28)	303-392				435,778			

1966

HEAD COACH: Mac Speedie (2 games) & Ray Malavasi (12 games)

PRESEASON (1-3)

Day/Date	Score	W/L	Opponent	Location	Attend.	Temp.	Den. QB	Opp. QB
Sat., Aug. 6*	30-32	L	Kansas City Chiefs	Univ. of Denver Stadium	17,771	80°	Slaughter	Dawson
Fri., Aug. 12*	3-25	L	Buffalo Bills	War Memorial Stadium	30,476	63°	Slaughter	Lamonica
Wed., Aug. 24*	28-16	W	Miami Dolphins	Memphis, Tenn.	18,442	68°	McCormick	Wilson, E.
Sun., Aug. 28	21-52	L	Oakland Raiders	Bears Stadium	14,074	84°	McCormick	Davidson
	82-126				80,763			

REGULAR SEASON (4-10 overall / 4th AFL West / 3-4 home / 1-6 away)

Day/Date	Score	W/L	Opponent	Location	Attend.	Temp.	Den. QB	Opp. QB
Sat., Sept. 3*	7-45	L	Houston Oilers	Rice Stadium	30,156	85°	Slaughter	Blanda
Sun., Sept. 18	10-24	L	Boston Patriots	Bears Stadium	25,337	70°	McCormick	Parilli
— Mac Speedie out, Ray Malavasi in as head coach —								
Sun., Sept. 25	7-16	L	New York Jets	Bears Stadium	29,878	77°	McCormick	Namath
Sun., Oct. 2	40-38	W	Houston Oilers	Bears Stadium	27,203	77°	McCormick	Blanda
Sat., Oct. 8*	10-37	L	Kansas City Chiefs	Municipal Stadium	33,929	71°	McCormick	Dawson
Sun., Oct. 16	7-24	L	Miami Dolphins	Orange Bowl	23,393	82°	McCormick	Wilson
Sun., Oct. 23	10-56	L	Kansas City Chiefs	Bears Stadium	26,196	58°	Choboian	Dawson
Sun., Oct. 30	17-24	L	San Diego Chargers	Balboa Stadium	25,819	71°	Choboian	Hadl
Sun., Nov. 6	17-10	W	Boston Patriots	Fenway Park	18,154	42°	Choboian	Parilli
Sun., Nov. 20	3-17	L	Oakland Raiders	Bears Stadium	26,703	65°	Choboian	Flores
Sun., Nov. 27	20-17	W	San Diego Chargers	Bears Stadium	24,860	45°	Choboian	Tensi
Sun., Dec. 4	17-7	W	Miami Dolphins	Bears Stadium	32,592	49°	Choboian	Wood
Sun., Dec. 11	10-28	L	Oakland Raiders	Oakland-Alameda County Coliseum	31,765	55°	Choboian	Flores
Sun., Dec. 18	21-38	L	Buffalo Bills	War Memorial Stadium	40,538	39°	Glacken	Kemp
(Bye Sept. 11 & Nov. 13)	196-381				395,997			

1967

HEAD COACH: Lou Saban

PRESEASON (3-1)

Day/Date	Score	W/L	Opponent	Location	Attend.	Temp.	Den. QB	Opp. QB
Sat., July 29*	2-19	L	Miami Dolphins	Rubber Bowl, Akron, Ohio	7,000	73°	Kent	Norton
Sat., Aug. 5*	13-7	W	Detroit Lions (NFL)	Univ. of Denver Stadium	21,228	75°	Glacken	Sweetan
Fri., Aug. 18*	14-3	W	Minnesota Vikings (NFL)	Univ. of Denver Stadium	31,850	64°	Choboian	VanderKellen
Sun., Aug. 27	21-17	W	Oakland Raiders	North Platte, Neb.	6,500	88°	Tensi	Lamonica
	50-46				66,578			

REGULAR SEASON (3-11 overall / 4th AFL West / 1-6 home / 2-5 away)

Day/Date	Score	W/L	Opponent	Location	Attend.	Temp.	Den. QB	Opp. QB
Sun., Sept. 3	26-21	W	Boston Patriots	Bears Stadium	35,488	82°	Tensi	Parilli
Sun., Sept. 10	0-51	L	Oakland Raiders	Oakland-Alameda County Coliseum	25,423	73°	Tensi	Lamonica
Sun., Sept. 17	21-35	L	Miami Dolphins	Orange Bowl	29,381	86°	Tensi	Stofa
Sun., Sept. 24	24-38	L	New York Jets	Bears Stadium	35,365	84°	Tensi	Namath
Sun., Oct. 1	6-10	L	Houston Oilers	Rice Stadium	21,798	80°	Tensi	Davis
Sun., Oct. 8	16-17	L	Buffalo Bills	Bears Stadium	35,188	68°	Leclair	Kemp
Sun., Oct. 22	21-38	L	San Diego Chargers	Bears Stadium	34,464	72°	Tensi	Hadl
Sun., Oct. 29	9-52	L	Kansas City Chiefs	Municipal Stadium	44,002	64°	Tensi	Dawson
Sun., Nov. 5	17-21	L	Oakland Raiders	Bears Stadium	29,043	39°	Tensi	Lamonica
Sun., Nov. 12	18-20	L	Houston Oilers	Bears Stadium	30,392	61°	Leclair	Beathard
Sun., Nov. 19	21-20	W	Buffalo Bills	War Memorial Stadium	30,891	33°	Tensi	Kemp
Thu., Nov. 23*	20-24	L	San Diego Chargers	San Diego Stadium	34,586	70°	Tensi	Hadl
Sun., Dec. 3	33-24	W	New York Jets	Shea Stadium	61,615	51°	Tensi	Namath
Sun., Dec. 17	24-38	L	Kansas City Chiefs	Bears Stadium	31,660	41°	Tensi	Dawson
(Bye Oct. 15 & Dec. 10)	256-409				479,497			

1968

HEAD COACH: Lou Saban

PRESEASON (1-4)

Day/Date	Score	W/L	Opponent	Location	Attend.	Temp.	Den. QB	Opp. QB
Sat., Aug. 10*	15-13	W	Cincinnati Bengals	Univ. of Denver Stadium	13,841	55°	Tensi	Stofa
Sat., Aug. 17*	16-39	L	Minnesota Vikings (NFL)	Univ. of Denver Stadium	20,901	77°	Tensi	Cuzzo
Fri., Aug. 23*	6-22	L	San Francisco 49ers (NFL)	Univ. of Denver Stadium	22,254	72°	Tensi	Brodie
Fri., Aug. 30*	3-6	L	San Diego Chargers	Alamo Stadium, San Antonio, Texas	10,328	82°	Leclair	Hadl
Sat., Sept. 7*	7-23	L	Oakland Raiders	Portland, Ore.	18,031	74°	McCormick	Lamonica
	47-103				85,355			

REGULAR SEASON (5-9 overall / 4th AFL West / 3-4 home / 2-5 away)

Day/Date	Score	W/L	Opponent	Location	Attend.	Temp.	Den. QB	Opp. QB
Sun., Sept. 15	10-24	L	Cincinnati Bengals	Nippert Stadium	25,049	83°	McCormick	Stofa
Sun., Sept. 22	2-34	L	Kansas City Chiefs	Municipal Stadium	45,821	80°	Leclair	Dawson
Sun., Sept. 29	17-20	L	Boston Patriots	Bears Stadium	37,024	60°	Leclair	Taliaferro

Sun., Oct. 6	10-7	W	Cincinnati Bengals	Bears Stadium	41,257	72°	Briscoe	Stofa
Sun., Oct. 13	21-13	W	New York Jets	Shea Stadium	62,052	70°	Tensi	Namath
Sun., Oct. 20	24-55	L	San Diego Chargers	San Diego Stadium	42,953	73°	Tensi	Hadl
Sun., Oct. 27	21-14	W	Miami Dolphins	Bears Stadium	44,115	56°	Tensi	Griese
Sun., Nov. 3	35-14	W	Boston Patriots	Fenway Park	18,304	58°	Tensi	Taliaferro
Sun., Nov. 10	7-43	L	Oakland Raiders	Bears Stadium	50,002	38°	Tensi	Blanda
Sun., Nov. 17	17-38	L	Houston Oilers	Astrodome	36,075	Ind.	Tensi	Beathard
Sun., Nov. 24	34-32	W	Buffalo Bills	Bears Stadium	35,201	50°	Briscoe	Rutkowski
Sun., Dec. 1	23-47	L	San Diego Chargers	Bears Stadium	35,212	40°	Briscoe	Hadl
Sun., Dec. 8	27-33	L	Oakland Raiders	Oakland-Alameda County Coliseum	47,754	54°	Briscoe	Lamonica
Sat., Dec. 14	7-30	L	Kansas City Chiefs	Bears Stadium	38,463	51°	Briscoe	Dawson
<i>(Bye Sept. 8)</i>		255-404			559,382			

1969

HEAD COACH: Lou Saban

PRESEASON (1-4)

Day/Date	Score	W/L	Opponent	Location	Attend.	Temp.	Den. QB	Opp. QB
Sat., Aug. 9*	6-26	L	Minnesota Vikings (NFL)	Metropolitan Stadium	45,916	81°	Tensi	Kapp
Sat., Aug. 16*	22-28	L	New Orleans Saints (NFL)	Mile High Stadium	28,356	76°	Liske	Kilmer
Sat., Aug. 23*	19-15	W	San Francisco 49ers (NFL)	Mile High Stadium	33,161	75°	Tensi	Brodie
Sat., Aug. 31	10-26	L	Boston Patriots	Jacksonville, Fla.	18,375	87°	Tensi	Taliaferro
Sat., Sept. 6*	11-13	L	Cincinnati Bengals	Nippert Stadium	24,020	80°	Tensi	Cook
					149,828			

REGULAR SEASON (5-8-1 overall / 4th AFL West / 4-2-1 home / 1-6 away)

Day/Date	Score	W/L	Opponent	Location	Attend.	Temp.	Den. QB	Opp. QB
Sun., Sept. 14	35-7	W	Boston Patriots	Mile High Stadium	43,482	79°	Tensi	Taliaferro
Sun., Sept. 21	21-19	W	New York Jets	Mile High Stadium	50,583	76°	Tensi	Namath
Sun., Sept. 28	28-41	L	Buffalo Bills	War Memorial Stadium	40,302	57°	Liske	Kemp
Sun., Oct. 5	13-26	L	Kansas City Chiefs	Mile High Stadium	50,564	40°	Tensi	Livingston
Sun., Oct. 12	14-24	L	Oakland Raiders	Mile High Stadium	49,511	22°	Tensi	Lamonica
Sun., Oct. 19	30-23	W	Cincinnati Bengals	Nippert Stadium	27,920	70°	Tensi	Wyche
Sun., Oct. 26	21-24	L	Houston Oilers	Astrodome	45,348	Ind.	Tensi	Beathard
Sun., Nov. 2	13-0	W	San Diego Chargers	Mile High Stadium	45,511	32°	Tensi	Hadl
Sun., Nov. 9	10-41	L	Oakland Raiders	Oakland-Alameda County Coliseum	54,416	69°	Tensi	Lamonica
Sun., Nov. 16	20-20	T	Houston Oilers	Mile High Stadium	45,002	57°	Tensi	Trull
Sun., Nov. 23	24-45	L	San Diego Chargers	San Diego Stadium	34,664	75°	Tensi	Domres
Thu., Nov. 27	17-31	L	Kansas City Chiefs	Municipal Stadium	48,773	37°	Tensi	Dawson
Sun., Dec. 7	24-27	L	Miami Dolphins	Orange Bowl	25,332	75°	Tensi	Norton
Sun., Dec. 14	27-16	W	Cincinnati Bengals	Mile High Stadium	42,198	64°	Liske	Cook
					603,606			

1970

HEAD COACH: Lou Saban

PRESEASON (3-2)

Day/Date	Score	W/L	Opponent	Location	Attend.	Temp.	Den. QB	Opp. QB
Sat., Aug. 15*	26-16	W	St. Louis Cardinals	Mile High Stadium	36,327	68°	Liske	Hart
Sat., Aug. 22*	7-24	L	Baltimore Colts	Mile High Stadium	42,499	76°	Liske	Unitas
Sat., Aug. 29*	7-23	L	San Francisco 49ers	Autzen Stadium, Eugene, Ore.	26,238	70°	Liske	Brodie
Sat., Sept. 5*	30-17	W	Chicago Bears	Mile High Stadium	42,373	71°	Liske	Douglas
Fri., Sept. 11*	16-14	W	Boston Patriots	Ute Stadium, Salt Lake City, Utah	17,832	79°	Liske	Taliaferro
					165,269			

REGULAR SEASON (5-8-1 overall / 4th AFC West (1-4-1 Div.) / 3-3-1 home / 2-5 away)

Day/Date	Score	W/L	Opponent	Location	Attend.	Temp.	Den. QB	Opp. QB
Sun., Sept. 20	25-10	W	Buffalo Bills	War Memorial Stadium	34,882	75°	Liske	Darragh
Sun., Sept. 27	16-13	W	Pittsburgh Steelers	Mile High Stadium	50,705	64°	Liske	Bradshaw
Sun., Oct. 4	26-13	W	Kansas City Chiefs	Mile High Stadium	50,705	79°	Liske	Dawson
Sun., Oct. 11	23-35	L	Oakland Raiders	Oakland-Alameda County Coliseum	54,436	62°	Liske	Lamonica
Sun., Oct. 18	24-10	W	Atlanta Falcons	Mile High Stadium	50,705	61°	Liske	Berry
Sun., Oct. 25	14-19	L	San Francisco 49ers	Kezar Stadium	39,515	58°	Liske	Brodie
Sun., Nov. 1	3-19	L	Washington Redskins	Mile High Stadium	50,705	40°	Liske	Jurgensen
Sun., Nov. 8	21-24	L	San Diego Chargers	San Diego Stadium	48,327	70°	Tensi	Hadl
Sun., Nov. 15	19-24	L	Oakland Raiders	Mile High Stadium	50,959	50°	Tensi	Lamonica
Sun., Nov. 22	31-6	W	New Orleans Saints	Tulane Stadium	66,837	72°	Liske	Kilmer
Sun., Nov. 29	21-31	L	Houston Oilers	Astrodome	35,733	Ind.	Liske	Johnson, C.
Sun., Dec. 6	0-16	L	Kansas City Chiefs	Municipal Stadium	50,454	38°	Pastrana	Dawson
Sun., Dec. 13	17-17	T	San Diego Chargers	Mile High Stadium	50,959	48°	Pastrana	Hadl
Sun., Dec. 20	13-27	L	Cleveland Browns	Mile High Stadium	51,001	40°	Pastrana	Nelsen
					685,923			

1971

HEAD COACH: Lou Saban (9 games) & Jerry Smith (5 games)

PRESEASON (1-4)

Day/Date	Score	W/L	Opponent	Location	Attend.	Temp.	Den. QB	Opp. QB
Sat., Aug. 14*	13-17	L	Washington Redskins	Mile High Stadium	42,561	69°	Horn	Jurgensen
Sat., Aug. 21*	10-27	L	Atlanta Falcons	Memorial Stadium, Memphis, Tenn.	22,474	85°	Horn	Berry
Sat., Aug. 28*	17-33	L	San Francisco 49ers	Joe Albi Stadium, Spokane, Wash.	33,184	80°	Horn	Spurrier
Sat., Sept. 4*	14-7	W	Minnesota Vikings	Mile High Stadium	43,000	63°	Horn	Snead
Sun., Sept. 12*	17-33	L	Chicago Bears	Soldier Field	47,215	64°	Horn	Concannon
					188,434			

REGULAR SEASON (4-9-1 overall / 4th AFC West (1-5 Div.) / 2-4-1 home / 2-5 away)

Day/Date	Score	W/L	Opponent	Location	Attend.	Temp.	Den. QB	Opp. QB
Sun., Sept. 19	10-10	T	Miami Dolphins	Mile High Stadium	51,228	49°	Horn	Griese
Sun., Sept. 26	13-34	L	Green Bay Packers	Milwaukee County Stadium	47,957	59°	Horn	Hunter
Sun., Oct. 3	3-16	L	Kansas City Chiefs	Mile High Stadium	51,200	64°	Horn	Dawson
Sun., Oct. 10	16-27	L	Oakland Raiders	Mile High Stadium	51,200	82°	Horn	Lamonica

Sun., Oct. 17	20-16	W	San Diego Chargers	Mile High Stadium	51,200	62°	Horn	Hadl
Sun., Oct. 24	27-0	W	Cleveland Browns	Cleveland Stadium	75,674	60°	Horn	Nelsen
Sun., Oct. 31	16-17	L	Philadelphia Eagles	Veterans Stadium	65,358	63°	Horn	Arrington
Sun., Nov. 7	20-24	L	Detroit Lions	Mile High Stadium	51,200	58°	Horn	Landry
Sun., Nov. 14	10-24	L	Cincinnati Bengals	Mile High Stadium	51,200	56°	Horn	Carter
<i>— Lou Saban out, Jerry Smith in as head coach —</i>								
Sun., Nov. 21	10-28	L	Kansas City Chiefs	Municipal Stadium	49,945	41°	Ramsey	Dawson
Sun., Nov. 28	22-10	W	Pittsburgh Steelers	Three Rivers Stadium	39,710	42°	Ramsey	Bradshaw
Sun., Dec. 5	6-3	W	Chicago Bears	Mile High Stadium	51,200	50°	Ramsey	Douglass
Sun., Dec. 12	17-45	L	San Diego Chargers	San Diego Stadium	44,347	63°	Ramsey	Hadl
Sun., Dec. 19	13-21	L	Oakland Raiders	Oakland-Alameda County Coliseum	54,651	48°	Ramsey	Lamonica
	203-275				736,042			

1972

HEAD COACH: John Ralston

PRESEASON (2-3)

Day/Date	Score	W/L	Opponent	Location	Attend.	Temp.	Den. QB	Opp. QB
Fri., Aug. 11*	0-41	L	Washington Redskins	RFK Stadium	46,043	75°	Horn	Kilmer
Sat., Aug. 19*	13-17	L	St. Louis Cardinals	Busch Stadium	34,506	87°	Ramsey	Cuzzo
Sun., Aug. 27	27-24	W	San Francisco 49ers	Candlestick Park	58,115	69°	Johnson	Brodie
Sat., Sept. 2*	49-24	W	New England Patriots	Mile High Stadium	37,128	64°	Ramsey	Plunkett
Sun., Sept. 10	13-20	L	Baltimore Colts	Mile High Stadium	49,605	80°	Johnson	Unitas
	102-126				225,397			

REGULAR SEASON (5-9 overall / 3rd AFC West (2-4 Div.) / 3-4 home / 2-5 away)

Day/Date	Score	W/L	Opponent	Location	Attend.	Temp.	Den. QB	Opp. QB
Sun., Sept. 17	30-17	W	Houston Oilers	Mile High Stadium	51,656	84°	Ramsey	Pastorini
Sun., Sept. 24	14-37	L	San Diego Chargers	San Diego Stadium	49,048	70°	Ramsey	Hadl
Sun., Oct. 1	24-45	L	Kansas City Chiefs	Mile High Stadium	51,656	80°	Ramsey	Dawson
Sun., Oct. 8	10-21	L	Cincinnati Bengals	Riverfront Stadium	55,812	67°	Ramsey	Anderson
Sun., Oct. 15	20-23	L	Minnesota Vikings	Mile High Stadium	51,656	79°	Ramsey	Tarkenton
Sun., Oct. 22	30-23	W	Oakland Raiders	Oakland-Alameda County Coliseum	53,551	59°	Johnson	Lamonica
Sun., Oct. 29	20-27	L	Cleveland Browns	Mile High Stadium	51,656	37°	Johnson	Phipps
Sun., Nov. 5	17-29	L	New York Giants	Yankee Stadium	62,689	44°	Johnson	Snead
Sun., Nov. 12	16-10	W	Los Angeles Rams	L.A. Coliseum	65,398	68°	Johnson	Gabriel
Sun., Nov. 19	20-37	L	Oakland Raiders	Mile High Stadium	51,656	43°	Johnson	Lamonica
Sun., Nov. 26	20-23	L	Atlanta Falcons	Atlanta Stadium	58,850	43°	Johnson	Berry
Sun., Dec. 3	21-24	L	Kansas City Chiefs	Arrowhead Stadium	66,725	20°	Johnson	Dawson
Sun., Dec. 10	38-13	W	San Diego Chargers	Mile High Stadium	51,478	9°	Johnson	Hadl
Sun., Dec. 17	45-21	W	New England Patriots	Mile High Stadium	51,656	47°	Johnson	Plunkett
	325-350				773,487			

1973

HEAD COACH: John Ralston

PRESEASON (2-3)

Day/Date	Score	W/L	Opponent	Location	Attend.	Temp.	Den. QB	Opp. QB
Fri., Aug. 10*	10-14	L	Washington Redskins	RFK Stadium	38,923	87°	Johnson	Kilmer
Sat., Aug. 18*	38-17	W	St. Louis Cardinals	Mile High Stadium	39,088	82°	Ernst	Hart
Sun., Aug. 26	7-43	L	San Francisco 49ers	Candlestick Park	59,097	66°	Ramsey	Spurrier
Fri., Aug. 31*	16-14	W	Buffalo Bills	Mile High Stadium	42,336	71°	Johnson	Ferguson
Sun., Sept. 9	10-17	L	Baltimore Colts	Mile High Stadium	41,860	68°	Johnson	Domres
	81-105				221,315			

REGULAR SEASON (7-5-2 overall / 3rd AFC West (3-2-1 Div.) / 3-3-1 home / 4-2-1 away)

Day/Date	Score	W/L	Opponent	Location	Attend.	Temp.	Den. QB	Opp. QB
Sun., Sept. 16	28-10	W	Cincinnati Bengals	Mile High Stadium	49,059	45°	Johnson	Anderson
Sun., Sept. 23	34-36	L	San Francisco 49ers	Mile High Stadium	51,706	82°	Johnson	Brodie
Sun., Sept. 30	14-33	L	Chicago Bears	Mile High Stadium	51,159	74°	Johnson	Douglass
Sun., Oct. 7	14-16	L	Kansas City Chiefs	Arrowhead Stadium	71,414	72°	Johnson	Dawson
Sun., Oct. 14	48-20	W	Houston Oilers	Astrodome	32,801	Ind.	Johnson	Pastorini
Mon., Oct. 22*	23-23	T	Oakland Raiders	Mile High Stadium	51,270	65°	Johnson	Stabler
Sun., Oct. 28	40-28	W	New York Jets	Shea Stadium	55,108	54°	Johnson	Demory
Sun., Nov. 4	17-17	T	St. Louis Cardinals	Busch Stadium	46,565	48°	Johnson	Hart
Sun., Nov. 11	30-19	W	San Diego Chargers	Mile High Stadium	51,034	73°	Johnson	Clark, W.
Sun., Nov. 18	23-13	W	Pittsburgh Steelers	Three Rivers Stadium	48,580	43°	Johnson	Hanratty
Sun., Nov. 25	14-10	W	Kansas City Chiefs	Mile High Stadium	51,331	45°	Johnson	Livingston
Sun., Dec. 2	10-22	L	Dallas Cowboys	Mile High Stadium	51,508	54°	Johnson	Staubach
Sun., Dec. 9	42-28	W	San Diego Chargers	San Diego Stadium	44,954	78°	Johnson	Fouts
Sun., Dec. 16	17-21	L	Oakland Raiders	Oakland-Alameda County Coliseum	51,910	49°	Johnson	Stabler
	354-296				708,399			

1974

HEAD COACH: John Ralston

PRESEASON (4-2)

Day/Date	Score	W/L	Opponent	Location	Attend.	Temp.	Den. QB	Opp. QB
Sat., Aug. 3*	19-41	L	New York Jets	Mile High Stadium	27,599	73°	Hufnagel	Jones, J.
Sat., Aug. 10*	27-21	W	Minnesota Vikings	Mile High Stadium	23,822	71°	Hufnagel	Kaye
Sun., Aug. 18	10-3	W	San Francisco 49ers	Candlestick Park	29,908	66°	Hufnagel	Owen
Sat., Aug. 24*	31-21	W	Green Bay Packers	Lambeau Field	56,257	61°	Johnson	Tagge
Sat., Aug. 31*	27-21	W	New England Patriots	Joe Albi Stadium, Spokane, Wash.	18,000	78°	Johnson	Plunkett
Sun., Sept. 8*	14-20	L	Atlanta Falcons	Mile High Stadium	43,253	78°	Johnson	Lee
	128-127				198,839			

REGULAR SEASON (7-6-1 overall / 2nd AFC West (3-3 Div.) / 3-3-1 home / 4-3 away)

Day/Date	Score	W/L	Opponent	Location	Attend.	Temp.	Den. QB	Opp. QB
Sun., Sept. 15	10-17	L	Los Angeles Rams	Mile High Stadium	56,981	65°	Johnson	Hadl
Sun., Sept. 22	35-35	T	Pittsburgh Steelers (OT)	Mile High Stadium	50,858	74°	Johnson	Gilliam
Mon., Sept. 30*	3-30	L	Washington Redskins	RFK Stadium	54,395	67°	Johnson	Kilmer

Sun., Oct. 6	17-14	W	Kansas City Chiefs	Arrowhead Stadium	67,298	52°	Johnson	Livingston
Sun., Oct. 13	33-17	W	New Orleans Saints	Mile High Stadium	50,751	66°	Ramsey	Manning, A.
Sun., Oct. 20	27-7	W	San Diego Chargers	Mile High Stadium	50,748	75°	Johnson	Fouts
Sun., Oct. 27	21-23	L	Cleveland Browns	Cleveland Stadium	60,478	61°	Johnson	Phipps
Sun., Nov. 3	17-28	L	Oakland Raiders	Mile High Stadium	45,766	33°	Johnson	Stabler
Sun., Nov. 10	17-6	W	Baltimore Colts	Memorial Stadium	32,244	58°	Johnson	Domres
Mon., Nov. 18*	34-42	L	Kansas City Chiefs	Mile High Stadium	50,236	50°	Johnson	Dawson
Sun., Nov. 24	20-17	W	Oakland Raiders	Oakland-Alameda County Coliseum	51,224	62°	Johnson	Stabler
Thu., Nov. 28	31-27	W	Detroit Lions	Tiger Stadium	51,157	34°	Johnson	Landry
Sun., Dec. 8	37-14	W	Houston Oilers	Mile High Stadium	46,942	36°	Johnson	Pastorini
Sun., Dec. 15	0-17	L	San Diego Chargers	San Diego Stadium	35,756	70°	Ramsey	Freitas
302-294					704,834			

1975

HEAD COACH: John Ralston

PRESEASON (3-3)

Day/Date	Score	W/L	Opponent	Location	Attend.	Temp.	Den. QB	Opp. QB
Sat., Aug. 9*	20-23	L	Baltimore Colts	Mile High Stadium	35,269	86°	Hufnagel	Jones, B.
Sat., Aug. 16*	21-24	L	New Orleans Saints	Superdome	40,089	Ind.	Ramsey	Manning, A.
Sat., Aug. 23*	27-21	W	Houston Oilers	Mile High Stadium	33,813	83°	Hufnagel	Dickey
Sat., Aug. 30*	13-0	W	Chicago Bears	Soldier Field	30,128	68°	Ramsey	Douglass
Sun., Sept. 7	10-44	L	San Francisco 49ers	Candlestick Park	45,686	62°	Johnson	Snead
Sun., Sept. 14	21-17	W	St. Louis Cardinals	Mile High Stadium	45,631	73°	Johnson	Hart
112-129					230,616			

REGULAR SEASON (6-8 overall / 2nd AFC West (3-3 Div.) / 5-2 home / 1-6 away)

Day/Date	Score	W/L	Opponent	Location	Attend.	Temp.	Den. QB	Opp. QB
Sun., Sept. 21	37-33	W	Kansas City Chiefs	Mile High Stadium	51,858	58°	Johnson	Livingston
Mon., Sept. 29*	23-13	W	Green Bay Packers	Mile High Stadium	52,491	64°	Johnson	Hadl
Sun., Oct. 5	14-38	L	Buffalo Bills	Rich Stadium	79,798	70°	Johnson	Ferguson
Sun., Oct. 12	9-20	L	Pittsburgh Steelers	Three Rivers Stadium	49,164	56°	Johnson	Bradshaw
Sun., Oct. 19	16-15	W	Cleveland Browns	Mile High Stadium	52,540	77°	Johnson	Phipps
Sun., Oct. 26	13-26	L	Kansas City Chiefs	Arrowhead Stadium	70,043	55°	Johnson	Livingston
Sun., Nov. 2	17-42	L	Oakland Raiders	Mile High Stadium	52,330	62°	Ramsey	Stabler
Sun., Nov. 9	16-17	L	Cincinnati Bengals	Mile High Stadium	49,702	36°	Ramsey	Anderson
Sun., Nov. 16	27-17	W	San Diego Chargers	San Diego Stadium	26,048	70°	Ramsey	Fouts
Sun., Nov. 23	21-35	L	Atlanta Falcons	Atlanta-Fulton County Stadium	28,686	39°	Ramsey	Bartkowski
Sun., Nov. 30	13-10	W	San Diego Chargers (OT)	Mile High Stadium	44,982	33°	Ramsey	Freitas
Mon., Dec. 8*	10-17	L	Oakland Raiders	Oakland-Alameda County Coliseum	51,075	57°	Hufnagel	Stabler
Sun., Dec. 14	25-10	W	Philadelphia Eagles	Mile High Stadium	36,860	18°	Ramsey	Boryla
Sat., Dec. 20	13-14	L	Miami Dolphins	Orange Bowl	43,064	75°	Ramsey	Strock
254-307					688,641			

1976

HEAD COACH: John Ralston

PRESEASON (5-2)

Day/Date	Score	W/L	Opponent	Location	Attend.	Temp.	Den. QB	Opp. QB
Sat., July 24	10-7	W	Detroit Lions	Fawcett Stadium (Canton, Ohio; Hall of Fame Game)	17,639	78°	Ramsey	Reed
Sat., July 31*	14-15	L	Chicago Bears	Mile High Stadium	22,495	73°	Hufnagel	Avellini
Sun., Aug. 8	7-17	L	San Francisco 49ers	Candlestick Park	40,052	65°	Ramsey	Bull
Sat., Aug. 14*	13-9	W	Dallas Cowboys	Texas Stadium	54,567	97°	Ramsey	Staubach
Sat., Aug. 21*	52-7	W	Seattle Seahawks	Mile High Stadium	22,887	84°	Ramsey	Zorn
Sat., Aug. 28*	21-17	W	St. Louis Cardinals	Busch Stadium	39,808	85°	Ramsey	Hart
Sun., Sept. 5	30-17	W	Minnesota Vikings	Mile High Stadium	52,129	87°	Ramsey	Tarkenton
146-89					249,577			

REGULAR SEASON (9-5 overall / 2nd AFC West (5-2 Div.) / 6-1 home / 3-4 away)

Day/Date	Score	W/L	Opponent	Location	Attend.	Temp.	Den. QB	Opp. QB
Sun., Sept. 12	7-17	L	Cincinnati Bengals	Riverfront Stadium	53,464	73°	Ramsey	Anderson
Sun., Sept. 19	46-3	W	New York Jets	Mile High Stadium	62,519	58°	Ramsey	Namath
Sun., Sept. 26	44-13	W	Cleveland Browns	Mile High Stadium	62,758	58°	Ramsey	Sipe
Sun., Oct. 3	26-0	W	San Diego Chargers	Mile High Stadium	62,486	71°	Ramsey	Fouts
Sun., Oct. 10	3-17	L	Houston Oilers	Astrodome	47,928	Ind.	Ramsey	Pastorini
Sun., Oct. 17	10-17	L	Oakland Raiders	Mile High Stadium	63,241	69°	Ramsey	Stabler
Sun., Oct. 24	35-26	W	Kansas City Chiefs	Arrowhead Stadium	57,961	43°	Ramsey	Livingston
Sun., Oct. 31	6-19	L	Oakland Raiders	Oakland-Alameda County Coliseum	52,169	62°	Ramsey	Stabler
Sun., Nov. 7	48-13	W	Tampa Bay Buccaneers	Mile High Stadium	62,503	57°	Ramsey	Spurrier
Sun., Nov. 14	17-0	W	San Diego Chargers	San Diego Stadium	32,017	66°	Ramsey	Fouts
Sun., Nov. 21	14-13	W	New York Giants	Mile High Stadium	62,961	40°	Ramsey	Morton
Sun., Nov. 28	14-38	L	New England Patriots	Schaefer Stadium	61,128	56°	Ramsey	Grogan
Sun., Dec. 5	17-16	W	Kansas City Chiefs	Mile High Stadium	57,995	34°	Penrose	Livingston
Sun., Dec. 12	28-14	W	Chicago Bears	Soldier Field	44,459	30°	Penrose	Avellini
315-206					783,589			

1977

HEAD COACH: Red Miller

PRESEASON (5-1)

Day/Date	Score	W/L	Opponent	Location	Attend.	Temp.	Den. QB	Opp. QB
Fri., Aug. 5*	14-8	W	Baltimore Colts	Mile High Stadium	40,059	68°	Morton	Jones, B.
Sat., Aug. 13*	15-7	W	St. Louis Cardinals	Mile High Stadium	44,001	79°	Weese	Wells
Sat., Aug. 20*	10-2	W	Atlanta Falcons	Atlanta-Fulton County Stadium	21,239	78°	Penrose	McQuilken
Sun., Aug. 28*	24-28	L	Philadelphia Eagles	Veterans Stadium	29,532	86°	Spurrier	Jaworski
Fri., Sept. 2*	27-10	W	Seattle Seahawks	Kingdome	54,916	Ind.	Morton	Zorn
Sat., Sept. 10*	20-0	W	San Francisco 49ers	Candlestick Park	36,441	66°	Morton	Plunkett
110-55					226,188			

REGULAR SEASON (12-2 overall / 1st AFC West (6-1 Div.) / 6-1 home / 6-1 away)

Day/Date	Score	W/L	Opponent	Location	Attend.	Temp.	Den. QB	Opp. QB
Sun., Sept. 18	7-0	W	St. Louis Cardinals	Mile High Stadium	75,002	71°	Morton	Hart
Sun., Sept. 25	26-6	W	Buffalo Bills	Mile High Stadium	74,737	80°	Morton	Ferguson
Sun., Oct. 2	24-13	W	Seattle Seahawks	Kingdome	53,108	Ind.	Morton	Myer
Sun., Oct. 9	23-7	W	Kansas City Chiefs	Mile High Stadium	74,718	68°	Morton	Livingston
Sun., Oct. 16	30-7	W	Oakland Raiders	Oakland-Alameda County Coliseum	53,616	62°	Morton	Stabler
Sun., Oct. 23	24-13	W	Cincinnati Bengals	Riverfront Stadium	54,395	59°	Morton	Reaves
Sun., Oct. 30	14-24	L	Oakland Raiders	Mile High Stadium	75,007	67°	Morton	Stabler
Sun., Nov. 6	21-7	W	Pittsburgh Steelers	Mile High Stadium	74,967	62°	Morton	Bradshaw
Sun., Nov. 13	17-14	W	San Diego Chargers	San Diego Stadium	45,211	73°	Morton	Harris, J.
Sun., Nov. 20	14-7	W	Kansas City Chiefs	Arrowhead Stadium	54,050	52°	Morton	Livingston
Sun., Nov. 27	27-13	W	Baltimore Colts	Mile High Stadium	74,939	47°	Morton	Jones, B.
Sun., Dec. 4	24-14	W	Houston Oilers	Astrodome	46,875	Ind.	Morton	Pastorini
Sun., Dec. 11	17-9	W	San Diego Chargers	Mile High Stadium	74,905	64°	Morton	Fouts
Sun., Dec. 18	6-14	L	Dallas Cowboys	Texas Stadium	63,752	77°	Morton	Staubach
					892,899			

1977 AFC DIVISIONAL PLAYOFF GAME

Sat., Dec. 24	34-21	W	Pittsburgh Steelers	Mile High Stadium	75,011	43°	Morton	Bradshaw
---------------	-------	---	---------------------	-------------------	--------	-----	--------	----------

1977 AFC CHAMPIONSHIP GAME

Sun., Jan. 1	20-17	W	Oakland Raiders	Mile High Stadium	74,982	18°	Morton	Stabler
--------------	-------	---	-----------------	-------------------	--------	-----	--------	---------

SUPER BOWL XII

Sun., Jan. 15	10-27	L	Dallas Cowboys	Louisiana Superdome, New Orleans	75,583	Ind.	Morton	Staubach
---------------	-------	---	----------------	----------------------------------	--------	------	--------	----------

1978

HEAD COACH: Red Miller

PRESEASON (2-2)

Day/Date	Score	W/L	Opponent	Location	Attend.	Temp.	Den. QB	Opp. QB
Sat., Aug. 5*	17-12	W	Houston Oilers	Astrodome	48,027	Ind.	Morton	Pastorini
Sat., Aug. 12*	14-21	L	Dallas Cowboys	Mile High Stadium	74,619	91°	Morton	Staubach
Sat., Aug. 19*	23-13	W	Buffalo Bills	Rich Stadium	18,301	82°	Morton	Johnson, K.
Fri., Aug. 25*	13-24	L	San Francisco 49ers	Mile High Stadium	73,559	75°	Morton	Plunkett
					214,506			

REGULAR SEASON (10-6 overall / 1st AFC West (7-1 Div.) / 6-2 home / 4-4 away)

Day/Date	Score	W/L	Opponent	Location	Attend.	Temp.	Den. QB	Opp. QB
Sun., Sept. 3	14-6	W	Oakland Raiders	Mile High Stadium	74,904	90°	Morton	Stabler
Mon., Sept. 11*	9-12	L	Minnesota Vikings (OT)	Metropolitan Stadium	46,508	79°	Morton	Tarkenton
Sun., Sept. 17	27-14	W	San Diego Chargers	Mile High Stadium	74,983	70°	Morton	Fouts
Sun., Sept. 24	23-17	W	Kansas City Chiefs (OT)	Arrowhead Stadium	60,593	83°	Morton	Livingston
Sun., Oct. 1	28-7	W	Seattle Seahawks	Mile High Stadium	74,989	83°	Weese	Zorn
Sun., Oct. 8	0-23	L	San Diego Chargers	Mile High Stadium	50,077	73°	Morton	Fouts
Mon., Oct. 16*	16-7	W	Chicago Bears	Mile High Stadium	75,008	65°	Penrose	Avellini
Sun., Oct. 22	6-7	L	Baltimore Colts	Memorial Stadium	54,057	75°	Morton	Troup
Sun., Oct. 29	20-17	W	Seattle Seahawks (OT)	Kingdome	62,948	Ind.	Morton	Zorn
Sun., Nov. 5	28-31	L	New York Jets	Mile High Stadium	74,983	49°	Penrose	Robinson, M.
Sun., Nov. 12	19-7	W	Cleveland Browns	Cleveland Stadium	70,856	48°	Morton	Sipe
Sun., Nov. 19	16-3	W	Green Bay Packers	Mile High Stadium	74,965	35°	Morton	Whitehurst
Thu., Nov. 23	14-17	L	Detroit Lions	Silverdome	71,785	Ind.	Morton	Danielson
Sun., Dec. 3*	21-6	W	Oakland Raiders	Oakland-Alameda County Coliseum	53,932	52°	Morton	Stabler
Sun., Dec. 10	24-3	W	Kansas City Chiefs	Mile High Stadium	74,149	35°	Morton	Livingston
Sat., Dec. 16	17-21	L	Pittsburgh Steelers	Mile High Stadium	74,104	35°	Morton	Bradshaw
					1,067,693			

1978 AFC DIVISIONAL PLAYOFF GAME

Sat., Dec. 30	10-33	L	Pittsburgh Steelers	Three Rivers Stadium	48,921	33°	Morton	Bradshaw
---------------	-------	---	---------------------	----------------------	--------	-----	--------	----------

1979

HEAD COACH: Red Miller

PRESEASON (3-1)

Day/Date	Score	W/L	Opponent	Location	Attend.	Temp.	Den. QB	Opp. QB
Sat., Aug. 4*	6-7	L	Dallas Cowboys	Texas Stadium	61,192	91°	Weese	Staubach
Sat., Aug. 11*	13-6	W	Washington Redskins	Mile High Stadium	58,799	78°	Morton	Theismann
Sat., Aug. 18*	21-0	W	San Francisco 49ers	Candlestick Park	34,133	60°	Penrose	Montana
Fri., Aug. 24*	20-17	W	New England Patriots (OT)	Mile High Stadium	75,103	69°	Weese	Grogan
					229,227			

REGULAR SEASON (10-6 overall / 2nd AFC West (4-4 Div.) / 6-2 home / 4-4 away)

Day/Date	Score	W/L	Opponent	Location	Attend.	Temp.	Den. QB	Opp. QB
Sun., Sept. 2	10-0	W	Cincinnati Bengals	Mile High Stadium	74,788	85°	Weese	Anderson
Thu., Sept. 6*	9-13	L	Los Angeles Rams	Mile High Stadium	74,884	83°	Weese	Haden
Sun., Sept. 16	20-17	W	Atlanta Falcons (OT)	Atlanta-Fulton County Stadium	57,677	70°	Weese	Bartkowski
Sun., Sept. 23	37-34	W	Seattle Seahawks	Mile High Stadium	74,879	81°	Weese	Zorn
Sun., Sept. 30	3-27	L	Oakland Raiders	Oakland-Alameda County Coliseum	52,632	72°	Weese	Stabler
Sun., Oct. 7	7-0	W	San Diego Chargers	Mile High Stadium	74,997	85°	Weese	Fouts
Sun., Oct. 14	24-10	W	Kansas City Chiefs	Arrowhead Stadium	74,292	59°	Morton	Fuller
Mon., Oct. 22*	7-42	L	Pittsburgh Steelers	Three Rivers Stadium	49,699	70°	Morton	Bradshaw
Sun., Oct. 28	20-3	W	Kansas City Chiefs	Mile High Stadium	74,908	62°	Morton	Livingston
Sun., Nov. 4	10-3	W	New Orleans Saints	Mile High Stadium	74,482	48°	Morton	Manning, A.
Sun., Nov. 11	45-10	W	New England Patriots	Mile High Stadium	74,379	39°	Morton	Grogan
Sun., Nov. 18	38-28	W	San Francisco 49ers	Candlestick Park	42,910	62°	Morton	DeBerg
Sun., Nov. 25	10-14	L	Oakland Raiders	Mile High Stadium	74,186	40°	Morton	Stabler
Sun., Dec. 2	19-16	W	Buffalo Bills	Rich Stadium	37,886	24°	Morton	Ferguson
Sat., Dec. 8	23-28	L	Seattle Seahawks	Kingdome	60,038	Ind.	Morton	Zorn
Mon., Dec. 17*	7-17	L	San Diego Chargers	San Diego Stadium	51,906	68°	Morton	Fouts
					1,024,543			

1979 AFC WILD CARD PLAYOFF GAME

Sun., Dec. 23	7-13	L	Houston Oilers	Astrodome	48,776	Ind.	Morton	Pastorini
---------------	------	---	----------------	-----------	--------	------	--------	-----------

1980

HEAD COACH: Red Miller

PRESEASON (2-2)

Day/Date	Score	W/L	Opponent	Location	Attend.	Temp.	Den. QB	Opp. QB
Sat., Aug. 9*	17-6	W	Cincinnati Bengals	Mile High Stadium	67,532	78°	Robinson	Anderson
Sat., Aug. 16*	6-9	L	New York Giants	Giants Stadium	30,904	73°	Morton	Simms
Sat., Aug. 23*	13-26	L	Los Angeles Rams	Mile High Stadium	73,946	78°	Robinson	Haden
Sat., Aug. 30*	38-0	W	Green Bay Packers	Lambeau Field	53,060	72°	Robinson	Dickey
	74-41				225,442			

REGULAR SEASON (8-8 overall / 4th AFC West (3-5 Div.) / 4-4 home / 4-4 away)

Day/Date	Score	W/L	Opponent	Location	Attend.	Temp.	Den. QB	Opp. QB
Sun., Sept. 7	6-27	L	Philadelphia Eagles	Veterans Stadium	70,307	81°	Robinson	Jaworski
Sun., Sept. 14	41-20	W	Dallas Cowboys	Mile High Stadium	74,919	77°	Robinson	White
Sun., Sept. 21	13-30	L	San Diego Chargers	Mile High Stadium	74,970	81°	Robinson	Fouts
Mon., Sept. 29*	14-23	L	New England Patriots	Schaefer Stadium	59,602	51°	Robinson	Grogan
Sun., Oct. 5	19-16	W	Cleveland Browns	Cleveland Stadium	81,065	42°	Robinson	Sipe
Mon., Oct. 13	20-17	W	Washington Redskins	Mile High Stadium	74,657	69°	Robinson	Theismann
Sun., Oct. 19	17-23	L	Kansas City Chiefs	Mile High Stadium	74,459	63°	Morton	Fuller
Sun., Oct. 26	14-9	W	New York Giants	Giants Stadium	67,598	48°	Morton	Simms
Sun., Nov. 2	16-20	L	Houston Oilers	Mile High Stadium	74,717	68°	Morton	Stabler
Sun., Nov. 9	20-13	W	San Diego Chargers	San Diego Stadium	51,435	69°	Morton	Fouts
Sun., Nov. 16	31-24	W	New York Jets	Mile High Stadium	72,114	28°	Morton	Todd
Sun., Nov. 23	36-20	W	Seattle Seahawks	Mile High Stadium	73,274	34°	Morton	Zorn
Mon., Dec. 1*	3-9	L	Oakland Raiders	Oakland-Alameda County Coliseum	51,583	56°	Morton	Plunkett
Sun., Dec. 7	14-31	L	Kansas City Chiefs	Arrowhead Stadium	40,237	41°	Morton	Kenney
Sun., Dec. 14	21-24	L	Oakland Raiders	Mile High Stadium	73,974	65°	Morton	Plunkett
Sun., Dec. 21	25-17	W	Seattle Seahawks	Kingdome	51,853	Ind.	Robinson	Zorn
	310-323				1,066,764			

1981

HEAD COACH: Dan Reeves

PRESEASON (2-2)

Day/Date	Score	W/L	Opponent	Location	Attend.	Temp.	Den. QB	Opp. QB
Fri., Aug. 7*	7-33	L	New York Jets	Mile High Stadium	63,644	75°	Robinson	Todd
Sat., Aug. 15*	14-24	L	Miami Dolphins	Orange Bowl	41,502	82°	Morton	Woodley
Sat., Aug. 22*	17-7	W	Green Bay Packers	Mile High Stadium	72,450	66°	Morton	Dickey
Sat., Aug. 29*	24-20	W	Cincinnati Bengals	Riverfront Stadium	41,713	74°	Morton	Anderson
	62-84				219,309			

REGULAR SEASON (10-6 overall / 2nd AFC West (5-3 Div.) / 8-0 home / 2-6 away)

Day/Date	Score	W/L	Opponent	Location	Attend.	Temp.	Den. QB	Opp. QB
Sun., Sept. 6	9-7	W	Oakland Raiders	Mile High Stadium	74,796	74°	Morton	Plunkett
Sun., Sept. 13	10-13	L	Seattle Seahawks	Kingdome	58,513	Ind.	Morton	Zorn
Sun., Sept. 20	28-10	W	Baltimore Colts	Mile High Stadium	74,804	84°	Morton	Jones, B.
Sun., Sept. 27	42-24	W	San Diego Chargers	Mile High Stadium	74,844	82°	Morton	Fouts
Sun., Oct. 4	17-0	W	Oakland Raiders	Oakland-Alameda County Coliseum	51,035	60°	Morton	Plunkett
Sun., Oct. 11	27-21	W	Detroit Lions	Mile High Stadium	74,816	79°	Morton	Komlo
Sun., Oct. 18	14-28	L	Kansas City Chiefs	Arrowhead Stadium	74,672	55°	Morton	Kenney
Sun., Oct. 25	7-9	L	Buffalo Bills	Rich Stadium	77,757	56°	Morton	Ferguson
Mon., Nov. 2*	19-17	W	Minnesota Vikings	Mile High Stadium	74,834	48°	Morton	Kramer
Sun., Nov. 8	23-20	W	Cleveland Browns (OT)	Mile High Stadium	74,859	48°	Morton	Sipe
Sun., Nov. 15	24-7	W	Tampa Bay Buccaneers	Tampa Stadium	64,518	69°	Morton	Williams, D.
Sun., Nov. 22	21-38	L	Cincinnati Bengals	Riverfront Stadium	57,207	32°	DeBerg	Anderson
Sun., Nov. 29	17-34	L	San Diego Chargers	Jack Murphy Stadium	51,533	66°	Morton	Fouts
Sun., Dec. 6	16-13	W	Kansas City Chiefs	Mile High Stadium	74,744	68°	Morton	Fuller
Sun., Dec. 13	23-13	W	Seattle Seahawks	Mile High Stadium	74,527	45°	Morton	Krieg
Sun., Dec. 20	24-35	L	Chicago Bears	Soldier Field	40,125	14°	Morton	Evans, V.
	321-289				1,073,636			

1982

HEAD COACH: Dan Reeves

PRESEASON (4-0)

Day/Date	Score	W/L	Opponent	Location	Attend.	Temp.	Den. QB	Opp. QB
Sat., Aug. 14*	33-20	W	Los Angeles Rams	Anaheim Stadium	57,482	69°	DeBerg	Jones, B.
Sat., Aug. 21*	17-14	W	Miami Dolphins	Mile High Stadium	74,465	79°	Morton	Strock
Sat., Aug. 28*	27-17	W	Minnesota Vikings	Mile High Stadium	73,371	85°	Morton	Wilson, W.
Sat., Sept. 4*	20-13	W	New York Jets	Giants Stadium	43,820	65°	Morton	Todd
	97-64				249,138			

REGULAR SEASON (2-7 overall / 12th in Conference (0-6 vs. Div. Opp.) / 1-4 home / 1-3 away)

Day/Date	Score	W/L	Opponent	Location	Attend.	Temp.	Den. QB	Opp. QB
Sun., Sept. 12	3-23	L	San Diego Chargers	Mile High Stadium	73,564	56°	Morton	Fouts
Sun., Sept. 19	24-21	W	San Francisco 49ers	Mile High Stadium	73,899	65°	Morton	Montana
—57-day player strike cancels or postpones eight games—								
Sun., Sept. 26			canceled/players' strike	at New Orleans				
Sun., Oct. 3			canceled/players' strike	Pittsburgh				
Sun., Oct. 10			canceled/players' strike	at N.Y. Jets				
Sun., Oct. 17			canceled/players' strike	at Houston				
Sun., Oct. 24			canceled/players' strike	Los Angeles Raiders				
Sun., Oct. 31			canceled/players' strike	Buffalo				
Sun., Nov. 7			postponed/players' strike	at Seattle (rescheduled for Jan. 2)				
Sun., Nov. 14			canceled/players' strike	at Kansas City				
Sun., Nov. 21	10-17	L	Seattle Seahawks	Mile High Stadium	73,916	48°	Morton	Zorn
Sun., Nov. 28	20-30	L	San Diego Chargers	Jack Murphy Stadium	47,629	68°	DeBerg	Fouts
Sun., Dec. 5	27-34	L	Atlanta Falcons	Mile High Stadium	73,984	46°	DeBerg	Bartkowski
Sun., Dec. 12	27-24	W	Los Angeles Rams	Anaheim Stadium	48,112	77°	DeBerg	Ferragamo

Sun., Dec. 19	16-37	L	Kansas City Chiefs	Mile High Stadium	74,192	55°	DeBerg	Kenney
Sun., Dec. 26	10-27	L	Los Angeles Raiders	L.A. Coliseum	44,160	68°	DeBerg	Plunkett
Sun., Jan. 2	11-13	L	Seattle Seahawks	Kingdome	43,145	Ind.	Herrmann	Zorn
	148-226				552,601			

1983

HEAD COACH: Dan Reeves

PRESEASON (3-1)

Day/Date	Score	W/L	Opponent	Location	Attend.	Temp.	Den. QB	Opp. QB
Fri., Aug. 5*	10-7	W	Seattle Seahawks	Mile High Stadium	53,887	70°	DeBerg	Zorn
Sat., Aug. 13*	21-10	W	Atlanta Falcons	Mile High Stadium	73,199	66°	DeBerg	Bartkowski
Sat., Aug. 20*	19-10	W	Cleveland Browns	Mile High Stadium	73,244	82°	DeBerg	McDonald
Fri., Aug. 26*	3-34	L	Minnesota Vikings	Hubert H. Humphrey Metrodome	59,435	Ind.	Elway	Kramer
	53-61				259,765			

REGULAR SEASON (9-7 overall / 3rd AFC West (3-5 Div.) / 6-2 home / 3-5 away)

Day/Date	Score	W/L	Opponent	Location	Attend.	Temp.	Den. QB	Opp. QB
Sun., Sept. 4	14-10	W	Pittsburgh Steelers	Three Rivers Stadium	58,233	79°	Elway	Stoudt
Sun., Sept. 11	17-10	W	Baltimore Colts	Memorial Stadium	52,613	99°	Elway	Pagel
Sun., Sept. 18	10-13	L	Philadelphia Eagles	Mile High Stadium	74,202	73°	Elway	Jaworski
Sun., Sept. 25	7-22	L	Los Angeles Raiders	Mile High Stadium	74,289	76°	Elway	Plunkett
Sun., Oct. 2	14-31	L	Chicago Bears	Soldier Field	58,210	73°	Elway	McMahon
Sun., Oct. 9	26-14	W	Houston Oilers	Astrodome	44,209	Ind.	DeBerg	Nielsen
Sun., Oct. 16	24-17	W	Cincinnati Bengals	Mile High Stadium	74,305	55°	DeBerg	Schoenert
Sun., Oct. 23	14-6	W	San Diego Chargers	Mile High Stadium	74,581	76°	DeBerg	Luther
Sun., Oct. 30	27-24	W	Kansas City Chiefs	Mile High Stadium	74,640	72°	DeBerg	Kenney
Sun., Nov. 6	19-27	L	Seattle Seahawks	Kingdome	61,189	Ind.	DeBerg	Krieg
Sun., Nov. 13	20-22	L	Los Angeles Raiders	L.A. Coliseum	51,945	71°	Elway	Plunkett
Sun., Nov. 20	38-27	W	Seattle Seahawks	Mile High Stadium	74,710	50°	Kubiak	Krieg
Sun., Nov. 27	7-31	L	San Diego Chargers	Jack Murphy Stadium	43,650	68°	Elway	Fouts
Sun., Dec. 4	27-6	W	Cleveland Browns	Mile High Stadium	70,912	43°	Elway	Sipe
Sun., Dec. 11	21-19	W	Baltimore Colts	Mile High Stadium	74,854	44°	Elway	Pagel
Sun., Dec. 18	17-48	L	Kansas City Chiefs	Arrowhead Stadium	11,377	0°	Elway	Kenney
	302-327				973,188			

1983 AFC WILD CARD PLAYOFF GAME

Sat., Dec. 24	7-31	L	Seattle Seahawks	Kingdome	64,275	Ind.	DeBerg	Krieg
---------------	------	---	------------------	----------	--------	------	--------	-------

1984

HEAD COACH: Dan Reeves

PRESEASON (3-1)

Day/Date	Score	W/L	Opponent	Location	Attend.	Temp.	Den. QB	Opp. QB
Sat., Aug. 4*	13-16	L	Washington Redskins	Mile High Stadium	31,716	65°	Elway	Theismann
Sat., Aug. 11*	21-20	W	San Francisco 49ers	Mile High Stadium	70,211	85°	Elway	Montana
Sat., Aug. 18*	31-0	W	Indianapolis Colts	Mile High Stadium	68,951	75°	Elway	Pagel
Fri., Aug. 24*	24-13	W	Atlanta Falcons	Atlanta-Fulton County Stadium	30,988	80°	Elway	Moroski
	89-49				201,866			

REGULAR SEASON (13-3 overall / 1st AFC West (6-2 Div.) / 7-1 home / 6-2 away)

Day/Date	Score	W/L	Opponent	Location	Attend.	Temp.	Den. QB	Opp. QB
Sun., Sept. 2	20-17	W	Cincinnati Bengals	Mile High Stadium	74,178	75°	Elway	Anderson
Sun., Sept. 9	0-27	L	Chicago Bears	Soldier Field	54,335	69°	Kubiak	McMahon
Sun., Sept. 16*	24-14	W	Cleveland Browns	Cleveland Stadium	61,980	52°	Elway	McDonald
Sun., Sept. 23	21-0	W	Kansas City Chiefs	Mile High Stadium	74,263	84°	Elway	Blackledge
Sun., Sept. 30	16-13	W	Los Angeles Raiders	Mile High Stadium	74,833	69°	Elway	Plunkett
Sun., Oct. 7	28-7	W	Detroit Lions	Silverdome	55,836	Ind.	Elway	Danielson
Mon., Oct. 15*	17-14	W	Green Bay Packers	Mile High Stadium	62,546	29°	Elway	Dickey
Sun., Oct. 21	37-7	W	Buffalo Bills	Rich Stadium	31,204	70°	Elway	Ferguson
Sun., Oct. 28	22-19	W	Los Angeles Raiders (OT)	L.A. Coliseum	91,020	68°	Kubiak	Wilson, M.
Sun., Nov. 4	26-19	W	New England Patriots	Mile High Stadium	74,908	54°	Elway	Eason
Sun., Nov. 11	16-13	W	San Diego Chargers	Jack Murphy Stadium	53,162	69°	Elway	Fouts
Sun., Nov. 18	42-21	W	Minnesota Vikings	Mile High Stadium	74,716	52°	Elway	Kramer
Sun., Nov. 25	24-27	L	Seattle Seahawks	Mile High Stadium	74,922	47°	Elway	Krieg
Sun., Dec. 2	13-16	L	Kansas City Chiefs	Arrowhead Stadium	38,494	28°	Elway	Kenney
Sun., Dec. 9	16-13	W	San Diego Chargers	Mile High Stadium	74,867	59°	Elway	Luther
Sat., Dec. 15	31-14	W	Seattle Seahawks	Kingdome	64,411	Ind.	Elway	Krieg
	353-241				1,032,737			

1984 AFC DIVISIONAL PLAYOFF GAME

Sun., Dec. 30	17-24	L	Pittsburgh Steelers	Mile High Stadium	74,981	52°	Elway	Malone
---------------	-------	---	---------------------	-------------------	--------	-----	-------	--------

1985

HEAD COACH: Dan Reeves

PRESEASON (2-2)

Day/Date	Score	W/L	Opponent	Location	Attend.	Temp.	Den. QB	Opp. QB
Sat., Aug. 10*	20-30	L	New York Giants	Mile High Stadium	49,374	81°	Elway	Rutledge
Mon., Aug. 19*	20-13	W	San Francisco 49ers	Candlestick Park	55,425	65°	Elway	Montana
Sat., Aug. 24*	20-3	W	Indianapolis Colts	Mile High Stadium	71,406	79°	Elway	Schlichter
Fri., Aug. 30*	9-13	L	Minnesota Vikings	Mile High Stadium	69,373	88°	Stankavage	Kramer
	69-59				245,578			

REGULAR SEASON (11-5 overall / 2nd AFC West (5-3 Div.) / 6-2 home / 5-3 away)

Day/Date	Score	W/L	Opponent	Location	Attend.	Temp.	Den. QB	Opp. QB
Sun., Sept. 8	16-20	L	Los Angeles Rams	Anaheim Stadium	52,522	86°	Elway	Brock
Sun., Sept. 15	34-23	W	New Orleans Saints	Mile High Stadium	74,488	81°	Elway	Wilson, D.
Sun., Sept. 22	44-28	W	Atlanta Falcons	Atlanta-Fulton County Stadium	37,903	80°	Elway	Bartkowski
Sun., Sept. 29	26-30	L	Miami Dolphins	Mile High Stadium	73,614	29°	Elway	Marino
Sun., Oct. 6	31-20	W	Houston Oilers	Mile High Stadium	74,699	74°	Elway	Moon
Sun., Oct. 13	15-10	W	Indianapolis Colts	Hoosier Dome	60,128	Ind.	Elway	Pagel

Sun., Oct. 20	13-10	W	Seattle Seahawks (OT)	Mile High Stadium	74,899	67°	Elway	Krieg
Sun., Oct. 27	30-10	W	Kansas City Chiefs	Arrowhead Stadium	68,248	70°	Elway	Kenney
Sun., Nov. 3	10-30	L	San Diego Chargers	Jack Murphy Stadium	57,312	75°	Elway	Fouts
Mon., Nov. 11*	17-16	W	San Francisco 49ers	Mile High Stadium	73,173	20°	Elway	Montana
Sun., Nov. 17	30-24	W	San Diego Chargers (OT)	Mile High Stadium	74,376	41°	Elway	Fouts
Sun., Nov. 24	28-31	L	Los Angeles Raiders (OT)	L.A. Coliseum	63,161	63°	Elway	Wilson, M.
Sun., Dec. 1	31-23	W	Pittsburgh Steelers	Three Rivers Stadium	56,797	55°	Elway	Woodley
Sun., Dec. 8	14-17	L	Los Angeles Raiders (OT)	Mile High Stadium	75,042	36°	Elway	Wilson, M.
Sat., Dec. 14	14-13	W	Kansas City Chiefs	Mile High Stadium	69,209	51°	Elway	Blackledge
Fri., Dec. 20*	27-24	W	Seattle Seahawks	Kingdome	56,283	Ind.	Elway	Krieg
380-329					1,041,854			

1986

HEAD COACH: Dan Reeves

PRESEASON (2-2)

Day/Date	Score	W/L	Opponent	Location	Attend.	Temp.	Den. QB	Opp. QB
Sat., Aug. 9*	7-10	L	New Orleans Saints	Mile High Stadium	47,408	73°	Elway	Hebert
Sat., Aug. 16*	27-29	L	Minnesota Vikings	Metrodome	53,193	Ind.	Elway	Kramer
Sat., Aug. 23*	14-9	W	San Francisco 49ers	Mile High Stadium	73,592	67°	Elway	Kemp
Fri., Aug. 29*	19-10	W	Los Angeles Rams	Mile High Stadium	71,737	84°	Elway	Dils
67-48					245,930			

REGULAR SEASON (11-5 overall / 1st AFC West (5-3 Div.) / 7-1 home / 4-4 away)

Day/Date	Score	W/L	Opponent	Location	Attend.	Temp.	Den. QB	Opp. QB
Sun., Sept. 7	38-36	W	Los Angeles Raiders	Mile High Stadium	75,695	51°	Elway	Wilson, M.
Mon., Sept. 15*	21-10	W	Pittsburgh Steelers	Three Rivers Stadium	57,305	74°	Elway	Malone
Sun., Sept. 21	33-7	W	Philadelphia Eagles	Veterans Stadium	63,839	72°	Elway	Jaworski
Sun., Sept. 28	27-20	W	New England Patriots	Mile High Stadium	75,804	65°	Elway	Eason
Sun., Oct. 5	29-14	W	Dallas Cowboys	Mile High Stadium	76,082	59°	Elway	Pelluer
Sun., Oct. 12	31-14	W	San Diego Chargers	Jack Murphy Stadium	55,662	70°	Elway	Fouts
Mon., Oct. 20*	10-22	L	New York Jets	Giants Stadium	73,759	51°	Elway	Ryan
Sun., Oct. 26	20-13	W	Seattle Seahawks	Mile High Stadium	76,089	66°	Elway	Krieg
Sun., Nov. 2	21-10	W	Los Angeles Raiders	L.A. Coliseum	90,153	81°	Elway	Wilson, W.
Sun., Nov. 9	3-9	L	San Diego Chargers	Mile High Stadium	75,012	44°	Elway	Flick
Sun., Nov. 16	38-17	W	Kansas City Chiefs	Mile High Stadium	75,745	62°	Elway	Kenney
Sun., Nov. 23	16-19	L	New York Giants	Giants Stadium	75,116	50°	Elway	Simms
Sun., Nov. 30	34-28	W	Cincinnati Bengals	Mile High Stadium	58,705	31°	Elway	Esiason
Sun., Dec. 7	10-37	L	Kansas City Chiefs	Arrowhead Stadium	47,019	45°	Elway	Blackledge
Sat., Dec. 13	31-30	W	Washington Redskins	Mile High Stadium	75,905	53°	Elway	Schroeder
Sat., Dec. 20	16-41	L	Seattle Seahawks	Kingdome	63,697	Ind.	Elway	Krieg
378-327					1,178,074			

1986 AFC DIVISIONAL PLAYOFF GAME

Sun., Jan. 4	22-17	W	New England Patriots	Mile High Stadium	75,262	65°	Elway	Eason
--------------	-------	---	----------------------	-------------------	--------	-----	-------	-------

1986 AFC CHAMPIONSHIP GAME

Sun., Jan. 11	23-20	W	Cleveland Browns (OT)	Cleveland Stadium	79,973	30°	Elway	Kosar
---------------	-------	---	-----------------------	-------------------	--------	-----	-------	-------

SUPER BOWL XXI

Sun., Jan. 25	20-39	L	New York Giants	Rose Bowl, Pasadena, Calif.	101,063	76°	Elway	Simms
---------------	-------	---	-----------------	-----------------------------	---------	-----	-------	-------

1987

HEAD COACH: Dan Reeves

PRESEASON (3-2)

Day/Date	Score	W/L	Opponent	Location	Attend.	Temp.	Den. QB	Opp. QB
Sun., Aug. 9	27-28	L	Los Angeles Rams	Wembley Stadium (London, England; American Bowl)	72,786	64°	Elway	Everett
Sat., Aug. 15*	20-14	W	Green Bay Packers	Sun Devil Stadium (Tempe, Ariz.)	67,500	98°	Elway	Fusina
Mon., Aug. 24*	31-28	W	Miami Dolphins	Mile High Stadium	74,288	61°	Elway	Strock
Sat., Aug. 29*	24-20	W	Los Angeles Rams	Anaheim Stadium	54,254	72°	Elway	Everett
Thu., Sept. 3*	17-27	L	Minnesota Vikings	Mile High Stadium	74,081	83°	Elway	Wilson, W.
119-117					342,909			

REGULAR SEASON (10-4-1 overall / 1st AFC West (7-1 Div.) / 7-1 home / 3-3-1 away)

Day/Date	Score	W/L	Opponent	Location	Attend.	Temp.	Den. QB	Opp. QB
Sun., Sept. 13	40-17	W	Seattle Seahawks	Mile High Stadium	75,999	85°	Elway	Krieg
Sun., Sept. 20	17-17	T	Green Bay Packers (OT)	Milwaukee County Stadium	50,624	58°	Elway	Fusina
Mon., Sept. 28*	canceled/players' strike			at Cleveland				
Sun., Oct. 4	10-40	L	†Houston Oilers	Mile High Stadium	38,494	81°	Karcher	Pease
Mon., Oct. 12*	30-14	W	†Los Angeles Raiders	Mile High Stadium	61,230	67°	Karcher	Evans, V.
Sun., Oct. 18	26-17	W	†Kansas City Chiefs	Arrowhead Stadium	20,296	71°	Karcher	Hudson
				†"Replacement Games"				
Mon., Oct. 26*	27-34	L	Minnesota Vikings	Metrodome	51,011	Ind.	Elway	Wilson, W.
Sun., Nov. 1	34-0	W	Detroit Lions	Mile High Stadium	75,172	67°	Elway	Long
Sun., Nov. 8	14-21	L	Buffalo Bills	Rich Stadium	63,698	53°	Elway	Kelly
Mon., Nov. 16*	31-29	W	Chicago Bears	Mile High Stadium	75,783	22°	Elway	McMahon
Sun., Nov. 22	23-17	W	Los Angeles Raiders	L.A. Coliseum	61,318	72°	Elway	Wilson, M.
Sun., Nov. 29	31-17	W	San Diego Chargers	Jack Murphy Stadium	61,880	68°	Elway	Fouts
Sun., Dec. 6	31-20	W	New England Patriots	Mile High Stadium	75,795	58°	Elway	Ramsey, T.
Sun., Dec. 13*	21-28	L	Seattle Seahawks	Kingdome	61,759	Ind.	Elway	Krieg
Sat., Dec. 19	20-17	W	Kansas City Chiefs	Mile High Stadium	75,053	35°	Elway	Kenney
Sun., Dec. 27	24-0	W	San Diego Chargers	Mile High Stadium	37,500	20°	Elway	Herrmann
379-288					869,301			

1987 AFC DIVISIONAL PLAYOFF GAME

Sun., Jan. 10	34-10	W	Houston Oilers	Mile High Stadium	75,440	45°	Elway	Moon
---------------	-------	---	----------------	-------------------	--------	-----	-------	------

1987 AFC CHAMPIONSHIP GAME

Sun., Jan. 17	38-33	W	Cleveland Browns	Mile High Stadium	76,197	44°	Elway	Kosar
---------------	-------	---	------------------	-------------------	--------	-----	-------	-------

SUPER BOWL XXII

Sun., Jan. 31	10-42	L	Washington Redskins	Jack Murphy Stadium, San Diego	73,302	61°	Elway	Williams, D.
---------------	-------	---	---------------------	--------------------------------	--------	-----	-------	--------------

1988

HEAD COACH: Dan Reeves

PRESEASON (3-1)

Day/Date	Score	W/L	Opponent	Location	Attend.	Temp.	Den. QB	Opp. QB
Wed., Aug. 3*	40-31	W	Los Angeles Rams	Anaheim Stadium	43,978	70°	Elway	Everett
Sat., Aug. 13*	34-24	W	San Francisco 49ers	Mile High Stadium	75,067	87°	Elway	Young
Fri., Aug. 19*	13-16	L	Miami Dolphins (OT)	Joe Robbie Stadium	49,795	81°	Elway	Marino
Thu., Aug. 25*	21-20	W	Indianapolis Colts	Mile High Stadium	73,957	81°	Elway	Hogeboom
	108-91				242,797			

REGULAR SEASON (8-8 overall / 2nd AFC West (3-5 Div.) / 6-2 home / 2-6 away)

Day/Date	Score	W/L	Opponent	Location	Attend.	Temp.	Den. QB	Opp. QB
Sun., Sept. 4	14-21	L	Seattle Seahawks	Mile High Stadium	75,986	77°	Elway	Krieg
Sun., Sept. 11	34-3	W	San Diego Chargers	Mile High Stadium	75,359	78°	Elway	Laufenberg
Sun., Sept. 18	13-20	L	Kansas City Chiefs	Arrowhead Stadium	63,268	73°	Elway	DeBerg
Mon., Sept. 26*	27-30	L	Los Angeles Raiders (OT)	Mile High Stadium	75,964	81°	Elway	Schroeder
Sun., Oct. 2	12-0	W	San Diego Chargers	Jack Murphy Stadium	55,763	71°	Elway	Laufenberg
Sun., Oct. 9	16-13	W	San Francisco 49ers (OT)	Candlestick Park	61,711	74°	Elway	Montana
Sun., Oct. 16	30-14	W	Atlanta Falcons	Mile High Stadium	75,287	77°	Elway	Dils
Sun., Oct. 23	21-39	L	Pittsburgh Steelers	Three Rivers Stadium	49,811	50°	Kubiak	Blackledge
Mon., Oct. 31*	23-55	L	Indianapolis Colts	Hoosier Dome	60,544	Ind.	Elway	Chandler
Sun., Nov. 6	17-11	W	Kansas City Chiefs	Mile High Stadium	74,227	63°	Elway	Kenney
Sun., Nov. 13	30-7	W	Cleveland Browns	Mile High Stadium	75,806	68°	Elway	Kosar
Sun., Nov. 20	0-42	L	New Orleans Saints	Superdome	68,075	Ind.	Elway	Hebert
Sun., Nov. 27	35-24	W	Los Angeles Rams	Mile High Stadium	74,141	31°	Elway	Everett
Sun., Dec. 4	20-21	L	Los Angeles Raiders	L.A. Coliseum	65,561	72°	Elway	Schroeder
Sun., Dec. 11*	14-42	L	Seattle Seahawks	Kingdome	62,838	Ind.	Elway	Krieg
Sat., Dec. 17	21-10	W	New England Patriots	Mile High Stadium	70,910	50°	Elway	Eason
	327-352				1,085,251			

1989

HEAD COACH: Dan Reeves

PRESEASON (2-2)

Day/Date	Score	W/L	Opponent	Location	Attend.	Temp.	Den. QB	Opp. QB
Sat., Aug. 12*	17-13	W	Los Angeles Rams	Mile High Stadium	70,049	65°	Elway	Everett
Sat., Aug. 19*	17-35	L	San Francisco 49ers	Candlestick Park	58,641	68°	Karcher	Montana
Sat., Aug. 26*	24-21	W	Dallas Cowboys (OT)	Mile High Stadium	74,076	83°	Elway	Aikman
Sat., Sept. 2*	34-38	L	Indianapolis Colts	Hoosier Dome	55,128	Ind.	Elway	Chandler
	92-107				257,894			

REGULAR SEASON (11-5 overall / 1st AFC West (6-2 Div.) / 6-2 home / 5-3 away)

Day/Date	Score	W/L	Opponent	Location	Attend.	Temp.	Den. QB	Opp. QB
Sun., Sept. 10	34-20	W	Kansas City Chiefs	Mile High Stadium	74,284	64°	Elway	DeBerg
Mon., Sept. 18*	28-14	W	Buffalo Bills	Rich Stadium	78,176	60°	Elway	Kelly
Sun., Sept. 24	31-21	W	Los Angeles Raiders	Mile High Stadium	75,754	80°	Elway	Schroeder
Sun., Oct. 1	13-16	L	Cleveland Browns	Cleveland Stadium	78,637	70°	Elway	Kosar
Sun., Oct. 8	16-10	W	San Diego Chargers	Mile High Stadium	75,222	72°	Elway	McMahon
Sun., Oct. 15	14-3	W	Indianapolis Colts	Mile High Stadium	74,680	50°	Elway	Trudeau
Sun., Oct. 22	24-21	W	Seattle Seahawks (OT)	Kingdome	62,353	Ind.	Elway	Krieg
Sun., Oct. 29	24-28	L	Philadelphia Eagles	Mile High Stadium	75,065	42°	Elway	Cunningham
Sun., Nov. 5	34-7	W	Pittsburgh Steelers	Mile High Stadium	74,739	55°	Elway	Brister
Sun., Nov. 12	16-13	W	Kansas City Chiefs	Arrowhead Stadium	76,245	57°	Elway	Pelluer
Mon., Nov. 20*	14-10	W	Washington Redskins	RFK Stadium	52,975	66°	Kubiak	Rypien
Sun., Nov. 26	41-14	W	Seattle Seahawks	Mile High Stadium	75,117	61°	Elway	Stouffer
Sun., Dec. 3	13-16	L	Los Angeles Raiders (OT)	L.A. Coliseum	87,560	78°	Elway	Beuerlein
Sun., Dec. 10	7-14	L	New York Giants	Mile High Stadium	63,283	23°	Elway	Simms
Sat., Dec. 16	37-0	W	Phoenix Cardinals	Sun Devil Stadium	56,071	59°	Elway	Rosenbach
Sun., Dec. 24	16-19	L	San Diego Chargers	Jack Murphy Stadium	50,524	73°	Elway	Tolliver
	362-226				1,130,686			

1989 AFC DIVISIONAL PLAYOFF GAME

Sun., Jan. 7	24-23	W	Pittsburgh Steelers	Mile High Stadium	75,477	55°	Elway	Brister
--------------	-------	---	---------------------	-------------------	--------	-----	-------	---------

1989 AFC CHAMPIONSHIP GAME

Sun., Jan. 14	37-21	W	Cleveland Browns	Mile High Stadium	76,046	53°	Elway	Kosar
---------------	-------	---	------------------	-------------------	--------	-----	-------	-------

SUPER BOWL XXIV

Sun., Jan. 28	10-55	L	San Francisco 49ers	Louisiana Superdome, New Orleans	72,919	Ind.	Elway	Montana
---------------	-------	---	---------------------	----------------------------------	--------	------	-------	---------

1990

HEAD COACH: Dan Reeves

PRESEASON (3-2)

Day/Date	Score	W/L	Opponent	Location	Attend.	Temp.	Den. QB	Opp. QB
Sun., Aug. 5	10-7	W	Seattle Seahawks	Tokyo Dome	48,827	Ind.	Elway	Krieg
<i>(Tokyo, Japan; American Bowl; Sun. 11 a.m. in Tokyo/Sat. 10 p.m. in Denver)</i>								
Sat., Aug. 11*	16-7	W	Indianapolis Colts	Hoosier Dome	51,044	Ind.	Elway	Trudeau
Mon., Aug. 20*	24-27	L	San Francisco 49ers	Mile High Stadium	74,164	78°	Elway	Montana
Sat., Aug. 25*	16-17	L	Miami Dolphins	Joe Robbie Stadium	44,897	80°	Elway	Marino
Fri., Aug. 31*	25-14	W	Phoenix Cardinals	Mile High Stadium	71,082	71°	Elway	Rosenbach
	91-72				290,014			

REGULAR SEASON (5-11 overall / 5th AFC West (3-5 Div.) / 4-4 home / 1-7 away)

Day/Date	Score	W/L	Opponent	Location	Attend.	Temp.	Den. QB	Opp. QB
Sun., Sept. 9	9-14	L	Los Angeles Raiders	L.A. Coliseum	54,206	94°	Elway	Schroeder
Mon., Sept. 17*	24-23	W	Kansas City Chiefs	Mile High Stadium	75,277	63°	Elway	DeBerg
Sun., Sept. 23	34-31	W	Seattle Seahawks (OT)	Mile High Stadium	75,290	72°	Elway	Krieg
Sun., Sept. 30	28-29	L	Buffalo Bills	Rich Stadium	74,393	60°	Elway	Kelly
Mon., Oct. 8*	29-30	L	Cleveland Browns	Mile High Stadium	74,814	35°	Elway	Kosar
Sun., Oct. 14	17-34	L	Pittsburgh Steelers	Mile High Stadium	74,285	58°	Elway	Brister
Sun., Oct. 21	27-17	W	Indianapolis Colts	Hoosier Dome	29,850	Ind.	Elway	Trudeau

Sun., Nov. 4*	22-27	L	Minnesota Vikings	Metrodome	57,331	Ind.	Elway	Gannon
Sun., Nov. 11	7-19	L	San Diego Chargers	Jack Murphy Stadium	59,557	85°	Elway	Tolliver
Sun., Nov. 18	13-16	L	Chicago Bears (OT)	Mile High Stadium	75,013	61°	Elway	Harbaugh
Thu., Nov. 22	27-40	L	Detroit Lions	Silverdome	73,896	Ind.	Elway	Gagliano
Sun., Dec. 2	20-23	L	Los Angeles Raiders	Mile High Stadium	74,162	35°	Elway	Schroeder
Sun., Dec. 9	20-31	L	Kansas City Chiefs	Arrowhead Stadium	74,347	66°	Elway	DeBerg
Sun., Dec. 16	20-10	W	San Diego Chargers	Mile High Stadium	64,919	47°	Elway	Tolliver
Sun., Dec. 23*	12-17	L	Seattle Seahawks	Kingdome	55,845	Ind.	Elway	Krieg
Sun., Dec. 30	22-13	W	Green Bay Packers	Mile High Stadium	46,943	38°	Elway	Dilweg
(Bye Oct. 28)	331-374				1,071,128			

1991

HEAD COACH: Dan Reeves

PRESEASON (2-3)

Day/Date	Score	W/L	Opponent	Location	Attend.	Temp.	Den. QB	Opp. QB
Sat., July 27	3-14	L	Detroit Lions	Canton, Ohio (Hall of Fame)	23,815	69°	Elway	Peete
Fri., Aug. 2*	10-3	W	Indianapolis Colts	Mile High Stadium	75,375	62°	Elway	George
Wed., Aug. 7*	6-24	L	San Francisco 49ers	Candlestick Park	54,170	75°	Elway	Young
Mon., Aug. 19*	21-13	W	Miami Dolphins	Mile High Stadium	72,555	66°	Elway	Marino
Fri., Aug. 23*	10-34	L	Phoenix Cardinals	Sun Devil Stadium	38,372	102°	Elway	Tupa
	50-88				264,287			

REGULAR SEASON (12-4 overall / 1st AFC West (5-3 Div.) / 7-1 home / 5-3 away)

Day/Date	Score	W/L	Opponent	Location	Attend.	Temp.	Den. QB	Opp. QB
Sun., Sept. 1	45-14	W	Cincinnati Bengals	Mile High Stadium	72,855	84°	Elway	Esiason
Sun., Sept. 8	13-16	L	Los Angeles Raiders	L.A. Coliseum	48,569	79°	Elway	Schroeder
Sun., Sept. 15	16-10	W	Seattle Seahawks	Mile High Stadium	74,152	64°	Elway	Kemp
Sun., Sept. 22	27-19	W	San Diego Chargers	Mile High Stadium	73,258	57°	Elway	Friesz
Sun., Sept. 29*	13-6	W	Minnesota Vikings	Metrodome	55,031	Ind.	Elway	Wilson, W.
Sun., Oct. 6	14-42	L	Houston Oilers	Astrodome	59,145	Ind.	Elway	Moon
Sun., Oct. 20	19-16	W	Kansas City Chiefs	Mile High Stadium	75,866	64°	Elway	DeBerg
Sun., Oct. 27	9-6	W	New England Patriots	Foxboro Stadium	43,994	76°	Elway	Millen
Sun., Nov. 3*	20-13	W	Pittsburgh Steelers	Mile High Stadium	70,973	23°	Elway	O'Donnell
Sun., Nov. 10	16-17	L	Los Angeles Raiders	Mile High Stadium	75,896	46°	Elway	Schroeder
Sun., Nov. 17	24-20	W	Kansas City Chiefs	Arrowhead Stadium	74,661	59°	Elway	DeBerg
Sun., Nov. 24	10-13	L	Seattle Seahawks	Kingdome	60,430	Ind.	Elway	Krieg
Sun., Dec. 1	20-3	W	New England Patriots	Mile High Stadium	67,116	23°	Elway	Millen
Sun., Dec. 8	17-7	W	Cleveland Browns	Cleveland Stadium	73,539	57°	Elway	Kosar
Sun., Dec. 15	24-19	W	Phoenix Cardinals	Mile High Stadium	74,098	49°	Elway	Chandler
Sun., Dec. 22	17-14	W	San Diego Chargers	Jack Murphy Stadium	51,449	64°	Elway	Friesz
(Bye Oct. 13)	304-235				1,053,275			

1991 AFC DIVISIONAL PLAYOFF GAME

Sat., Jan. 4	26-24	W	Houston Oilers	Mile High Stadium	75,301	36°	Elway	Moon
--------------	-------	---	----------------	-------------------	--------	-----	-------	------

1991 AFC CHAMPIONSHIP GAME

Sun., Jan. 12	7-10	L	Buffalo Bills	Rich Stadium	80,272	42°	Elway	Kelly
---------------	------	---	---------------	--------------	--------	-----	-------	-------

1992

HEAD COACH: Dan Reeves

PRESEASON (1-4)

Day/Date	Score	W/L	Opponent	Location	Attend.	Temp.	Den. QB	Opp. QB
Mon., Aug. 3*	7-13	L	San Francisco 49ers	Candlestick Park	50,435	64°	Pelluer	Young
Sat., Aug. 8*	31-10	W	Tampa Bay Buccaneers	Mile High Stadium	66,521	91°	Elway	Testaverde
Sat., Aug. 15*	27-31	L	Miami Dolphins	Olympic Stadium	60,813	64°	Elway	Marino
				(Berlin, Germany; American Bowl; 7 p.m. in Berlin/11 a.m. in Denver)				
Sat., Aug. 22*	3-17	L	Dallas Cowboys	Texas Stadium	61,485	83°	Elway	Aikman
Fri., Aug. 28*	17-21	L	Phoenix Cardinals	Mile High Stadium	66,743	80°	Elway	Rosenbach
	75-92				305,997			

REGULAR SEASON (8-8 overall / 3rd AFC West (4-4 Div.) / 7-1 home / 1-7 away)

Day/Date	Score	W/L	Opponent	Location	Attend.	Temp.	Den. QB	Opp. QB
Sun., Sept. 6*	17-13	W	Los Angeles Raiders	Mile High Stadium	75,418	78°	Elway	Schroeder
Sun., Sept. 13	21-13	W	San Diego Chargers	Mile High Stadium	74,367	84°	Elway	Humphries
Sun., Sept. 20	0-30	L	Philadelphia Eagles	Veterans Stadium	65,833	72°	Elway	Cunningham
Sun., Sept. 27	12-0	W	Cleveland Browns	Cleveland Stadium	78,064	69°	Elway	Tomczak
Sun., Oct. 4	20-19	W	Kansas City Chiefs	Mile High Stadium	75,629	76°	Elway	Krieg
Mon., Oct. 12*	3-34	L	Washington Redskins	RFK Stadium	56,371	60°	Elway	Rypien
Sun., Oct. 18	27-21	W	Houston Oilers	Mile High Stadium	74,827	72°	Elway	Moon
Sun., Oct. 25	21-24	L	San Diego Chargers	Jack Murphy Stadium	53,576	71°	Elway	Humphries
Sun., Nov. 8	27-16	W	New York Jets	Mile High Stadium	74,678	55°	Elway	Nagle
Sun., Nov. 15*	27-13	W	New York Giants	Mile High Stadium	75,269	56°	Elway	Hostetler
Sun., Nov. 22	0-24	L	Los Angeles Raiders	L.A. Coliseum	50,011	67°	Maddox	Schroeder
Mon., Nov. 30*	13-16	L	Seattle Seahawks (OT)	Kingdome	51,612	Ind.	Maddox	Stouffer
Sun., Dec. 6	27-31	L	Dallas Cowboys	Mile High Stadium	74,946	31°	Maddox	Aikman
Sat., Dec. 12	17-27	L	Buffalo Bills	Rich Stadium	71,740	37°	Maddox	Kelly
Sun., Dec. 20	10-6	W	Seattle Seahawks	Mile High Stadium	72,570	44°	Elway	Gelbaugh
Sun., Dec. 27	20-42	L	Kansas City Chiefs	Arrowhead Stadium	76,240	45°	Elway	Krieg
(Bye Nov. 1)	262-329				1,108,833			

1993

HEAD COACH: Wade Phillips

PRESEASON (2-2)

Day/Date	Score	W/L	Opponent	Location	Attend.	Temp.	Den. QB	Opp. QB
Sat., Aug. 7*	23-7	W	Tampa Bay Buccaneers	Tampa Stadium	38,020	90°	Elway	Erickson, C.
Mon., Aug. 16*	13-16	L	San Francisco 49ers	Mile High Stadium	71,921	92°	Elway	Bono
Fri., Aug. 20*	34-24	W	Miami Dolphins	Mile High Stadium	59,383	78°	Elway	Marino
Fri., Aug. 27*	9-34	L	Phoenix Cardinals	Sun Devil Stadium	44,207	78°	Elway	Beuerlein
	79-81				213,531			

REGULAR SEASON (9-7 overall / 3rd AFC West (4-4 Div.) / 5-3 home / 4-4 away)

Day/Date	Score	W/L	Opponent	Location	Attend.	Temp.	Den. QB	Opp. QB
Sun., Sept. 5	26-20	W	New York Jets	Giants Stadium	68,130	81°	Elway	Esiason
Sun., Sept. 12	34-17	W	San Diego Chargers	Mile High Stadium	75,074	91°	Elway	Humphries
Mon., Sept. 20*	7-15	L	Kansas City Chiefs	Arrowhead Stadium	78,453	74°	Elway	Montana
Sun., Oct. 3	35-13	W	Indianapolis Colts	Mile High Stadium	74,953	80°	Elway	Trudeau
Sun., Oct. 10*	27-30	L	Green Bay Packers	Lambeau Field	58,943	43°	Elway	Favre
Mon., Oct. 18	20-23	L	Los Angeles Raiders	Mile High Stadium	75,712	44°	Elway	Hostetler
Sun., Oct. 31	28-17	W	Seattle Seahawks	Mile High Stadium	73,644	62°	Elway	Mirer
Sun., Nov. 7	29-14	W	Cleveland Browns	Cleveland Stadium	77,818	36°	Elway	Kosar
Sun., Nov. 14	23-26	L	Minnesota Vikings	Mile High Stadium	67,329	30°	Elway	Salisbury
Sun., Nov. 21	37-13	W	Pittsburgh Steelers	Mile High Stadium	74,840	58°	Elway	O'Donnell
Sun., Nov. 28	17-9	W	Seattle Seahawks	Kingdome	57,812	Ind.	Elway	Mirer
Sun., Dec. 5	10-13	L	San Diego Chargers	Jack Murphy Stadium	60,233	72°	Elway	Humphries
Sun., Dec. 12	27-21	W	Kansas City Chiefs	Mile High Stadium	75,822	51°	Elway	Montana
Sat., Dec. 18	13-3	W	Chicago Bears	Soldier Field	53,056	39°	Elway	Willis
Sun., Dec. 26	10-17	L	Tampa Bay Buccaneers	Mile High Stadium	73,434	57°	Elway	Erickson, C.
Sun., Jan. 2	30-33	L	Los Angeles Raiders (OT)	L.A. Coliseum	66,904	76°	Elway	Hostetler
<i>(Bye Sept. 26 & Oct. 24)</i>					1,112,157			

1993 AFC WILD CARD PLAYOFF GAME

Sun., Jan. 9	24-42	L	Los Angeles Raiders	L.A. Coliseum	65,314	73°	Elway	Hostetler
--------------	-------	---	---------------------	---------------	--------	-----	-------	-----------

1994
HEAD COACH: Wade Phillips

PRESEASON (2-3)

Day/Date	Score	W/L	Opponent	Location	Attend.	Temp.	Den. QB	Opp. QB
Sun., July 31*	22-25	L	Los Angeles Raiders	Olympic Stadium <i>(Barcelona, Spain; American Bowl; Sun. 7 p.m. in Barcelona/Sun. 11 a.m. in Denver)</i>	37,406	84°	Elway	Hostetler
Sat., Aug. 6*	37-16	W	Atlanta Falcons	Mile High Stadium	72,231	92°	Elway	George
Fri., Aug. 12*	3-20	L	San Francisco 49ers	Candlestick Park	52,429	75°	Elway	Young
Sun., Aug. 21	10-34	L	Dallas Cowboys	Texas Stadium	63,923	84°	Elway	Aikman
Thu., Aug. 25*	30-21	W	Arizona Cardinals	Mile High Stadium	70,075	84°	Millen	Beuerlein
<i>(Bye Oct. 2)</i>					258,695			

REGULAR SEASON (7-9 overall / 4th AFC West (4-4 Div.) / 4-4 home / 3-5 away)

Day/Date	Score	W/L	Opponent	Location	Attend.	Temp.	Den. QB	Opp. QB
Sun., Sept. 4*	34-37	L	San Diego Chargers	Mile High Stadium	74,032	87°	Elway	Humphries
Sun., Sept. 11	22-25	L	New York Jets (OT)	Giants Stadium	73,436	69°	Elway	Esiason
Sun., Sept. 18	16-48	L	Los Angeles Raiders	Mile High Stadium	75,764	83°	Elway	Hostetler
Mon., Sept. 26*	20-27	L	Buffalo Bills	Rich Stadium	75,373	62°	Elway	Kelly
Sun., Oct. 9	16-9	W	Seattle Seahawks	Husky Stadium	63,872	64°	Elway	Mirer
Mon., Oct. 17	28-31	L	Kansas City Chiefs	Mile High Stadium	75,151	42°	Elway	Montana
Sun., Oct. 23	20-15	W	San Diego Chargers	Jack Murphy Stadium	61,626	69°	Elway	Humphries
Sun., Oct. 30	26-14	W	Cleveland Browns	Mile High Stadium	73,190	40°	Elway	Testaverde
Sun., Nov. 6	21-27	L	Los Angeles Rams	Anaheim Stadium	48,103	74°	Elway	Chandler
Sun., Nov. 13	17-10	W	Seattle Seahawks	Mile High Stadium	71,290	52°	Elway	Mirer
Sun., Nov. 20	32-28	W	Atlanta Falcons	Mile High Stadium	70,594	48°	Elway	George
Sun., Nov. 27	15-13	W	Cincinnati Bengals	Mile High Stadium	69,714	30°	Elway	Blake
Sun., Dec. 4	20-17	W	Kansas City Chiefs (OT)	Arrowhead Stadium	77,631	67°	Elway	Bono
Sun., Dec. 11	13-23	L	Los Angeles Raiders	L.A. Coliseum	60,016	65°	Millen	Hostetler
Sat., Dec. 17	19-42	L	San Francisco 49ers	Candlestick Park	64,884	49°	Elway	Young
Sat., Dec. 24	28-30	L	New Orleans Saints	Mile High Stadium	64,445	59°	Millen	Everett
<i>(Bye Oct. 2)</i>					1,099,121			

1995
HEAD COACH: Mike Shanahan

PRESEASON (3-2)

Day/Date	Score	W/L	Opponent	Location	Attend.	Temp.	Den. QB	Opp. QB
Sat., July 29*	9-7	W	San Francisco 49ers	Mile High Stadium	71,182	89°	Elway	Young
Sun., Aug. 6	24-10	W	San Francisco 49ers	Tokyo Dome <i>(Tokyo, Japan; American Bowl; Sunday a.m. in Tokyo/Sat. p.m. in Denver)</i>	48,526	Ind.	Elway	Young
Sat., Aug. 12*	10-19	L	Carolina Panthers	Clemson Stadium	57,017	93°	Elway	Reich
Mon., Aug. 21*	20-17	W	Dallas Cowboys	Mile High Stadium	72,451	82°	Elway	Aikman
Fri., Aug. 25*	17-23	L	Jacksonville Jaguars	Jacksonville Municipal Stadium	66,023	82°	Millen	Beuerlein
<i>(Bye Oct. 2)</i>					315,199			

REGULAR SEASON (8-8 overall / 4th AFC West (3-5 Div.) / 6-2 home / 2-6 away)

Day/Date	Score	W/L	Opponent	Location	Attend.	Temp.	Den. QB	Opp. QB
Sun., Sept. 3*	22-7	W	Buffalo Bills	Mile High Stadium	75,157	91°	Elway	Kelly
Sun., Sept. 10	21-31	L	Dallas Cowboys	Texas Stadium	64,578	84°	Elway	Aikman
Sun., Sept. 17	38-31	W	Washington Redskins	Mile High Stadium	71,930	80°	Elway	Frerotte
Sun., Sept. 24	6-17	L	San Diego Chargers	Jack Murphy Stadium	58,987	76°	Elway	Humphries
Sun., Oct. 1	10-27	L	Seattle Seahawks	Kingdome	49,914	Ind.	Elway	Mirer
Sun., Oct. 8*	37-3	W	New England Patriots	Foxboro Stadium	60,074	66°	Elway	Bledsoe
Mon., Oct. 16*	27-0	W	Oakland Raiders	Mile High Stadium	75,491	66°	Elway	Hostetler
Sun., Oct. 22	7-21	L	Kansas City Chiefs	Mile High Stadium	71,044	34°	Elway	Bono
Sun., Nov. 5	38-6	W	Arizona Cardinals	Mile High Stadium	71,488	65°	Elway	Krieg
Sun., Nov. 12*	13-31	L	Philadelphia Eagles	Veterans Stadium	60,842	34°	Elway	Peete
Sun., Nov. 19	30-27	W	San Diego Chargers	Mile High Stadium	74,681	55°	Elway	Humphries
Sun., Nov. 26	33-42	L	Houston Oilers	Astrodome	36,113	Ind.	Elway	Chandler
Sun., Dec. 3	31-23	W	Jacksonville Jaguars	Mile High Stadium	72,231	51°	Elway	Beuerlein
Sun., Dec. 10	27-31	L	Seattle Seahawks	Mile High Stadium	71,488	56°	Elway	Mirer
Sun., Dec. 17	17-20	L	Kansas City Chiefs	Arrowhead Stadium	75,061	37°	Elway	Bono
Sun., Dec. 24	31-28	W	Oakland Raiders	Oakland-Alameda County Coliseum	50,074	57°	Elway	Hobert
<i>(Bye Oct. 29)</i>					388-345			
					1,039,153			

1996

HEAD COACH: Mike Shanahan

PRESEASON (3-1)

Sat., Aug. 3	20-17	W	San Francisco 49ers	3Com Park	48,577	65°	Elway	Young
Sat., Aug. 10*	40-28	W	Carolina Panthers	Mile High Stadium	70,649	87°	Elway	Collins, K.
Sat., Aug. 17*	20-3	W	Dallas Cowboys	Texas Stadium	56,115	78°	Elway	Aikman
Fri., Aug. 23*	24-31	L	Jacksonville Jaguars	Mile High Stadium	57,665	64°	Elway	Brunell
	104-79				233,006			

REGULAR SEASON (13-3 overall / 1st AFC West (6-2 Div.) / 8-0 home / 5-3 away)

Day/Date	Score	W/L	Opponent	Location	Attend.	Temp.	Den. QB	Opp. QB
Sun., Sept. 1	31-6	W	New York Jets	Mile High Stadium	70,595	90°	Elway	O'Donnell
Sun., Sept. 8*	30-20	W	Seattle Seahawks	Kingdome	43,671	Ind.	Elway	Mirer
Sun., Sept. 15*	27-23	W	Tampa Bay Buccaneers	Mile High Stadium	71,535	70°	Elway	Dilfer
Sun., Sept. 22	14-17	L	Kansas City Chiefs	Arrowhead Stadium	79,439	75°	Elway	Bono
Sun., Sept. 29	14-10	W	Cincinnati Bengals	Cinergy Field	51,798	70°	Elway	Blake
Sun., Oct. 6	28-17	W	San Diego Chargers	Mile High Stadium	75,058	68°	Elway	Humphries
Sun., Oct. 20	45-34	W	Baltimore Ravens	Mile High Stadium	70,453	36°	Elway	Testaverde
Sun., Oct. 27	34-7	W	Kansas City Chiefs	Mile High Stadium	75,652	44°	Elway	Bono
Mon., Nov. 4*	22-21	W	Oakland Raiders	Oakland-Alameda County Coliseum	61,179	63°	Elway	Hostetler
Sun., Nov. 10	17-12	W	Chicago Bears	Mile High Stadium	75,555	66°	Elway	Krieg
Sun., Nov. 17	34-8	W	New England Patriots	Foxboro Stadium	59,452	55°	Elway	Bledsoe
Sun., Nov. 24	21-17	W	Minnesota Vikings	Hubert H. Humphrey Metrodome	59,142	Ind.	Elway	Johnson, B.
Sun., Dec. 1	34-7	W	Seattle Seahawks	Mile High Stadium	74,982	50°	Elway	Mirer
Sun., Dec. 8	6-41	L	Green Bay Packers	Lambeau Field	60,712	31°	Musgrave	Favre
Sun., Dec. 15	24-19	W	Oakland Raiders	Mile High Stadium	75,466	40°	Elway	Hostetler
Sun., Dec. 22*	10-16	L	San Diego Chargers	Jack Murphy Stadium	46,801	56°	Elway	Humphries
(Bye Oct. 13)	391-275				1,051,490			

1996 AFC DIVISIONAL PLAYOFF GAME

Sat., Jan. 4	27-30	L	Jacksonville Jaguars	Mile High Stadium	75,678	46°	Elway	Brunell
--------------	-------	---	----------------------	-------------------	--------	-----	-------	---------

1997

HEAD COACH: Mike Shanahan

PRESEASON (3-2)

Day/Date	Score	W/L	Opponent	Location	Attend.	Temp.	Den. QB	Opp. QB
Sat., Jul. 26*	31-10	W	Buffalo Bills	Mile High Stadium	69,739	81°	Elway	Collins, T.
Mon., Aug. 4*	19-38	L	Miami Dolphins	Estadio Guillermo Canedo (Mexico City, American Bowl)	104,629	70°	Elway	Marino
Sat., Aug. 9*	23-13	W	Carolina Panthers	Ericsson Stadium	68,296	78°	Lewis	Collins, K.
Sun., Aug. 17	21-31	L	New England Patriots	Foxboro Stadium	55,354	88°	Lewis	Bledsoe
Sat., Aug. 23*	31-17	W	San Francisco 49ers	Mile High Stadium	69,874	89°	Elway	Young
	125-109				367,892			

REGULAR SEASON (12-4 overall / 2nd AFC West (6-2 Div.) / 8-0 home / 4-4 away)

Day/Date	Score	W/L	Opponent	Location	Attend.	Temp.	Den. QB	Opp. QB
Sun., Aug. 31	19-3	W	Kansas City Chiefs	Mile High Stadium	75,600	82°	Elway	Grbac
Sun., Sept. 7	35-14	W	Seattle Seahawks	Kingdome	55,859	Ind.	Elway	Moon
Sun., Sept. 14	35-14	W	St. Louis Rams	Mile High Stadium	74,338	82°	Elway	Banks
Sun., Sept. 21	38-20	W	Cincinnati Bengals	Mile High Stadium	73,871	54°	Elway	Blake
Sun., Sept. 28	29-21	W	Atlanta Falcons	Georgia Dome	48,211	Ind.	Elway	Chandler
Mon., Oct. 6*	34-13	W	New England Patriots	Mile High Stadium	75,821	55°	Elway	Bledsoe
Sun., Oct. 19	25-28	L	Oakland Raiders	Oakland-Alameda County Coliseum	57,006	64°	Elway	George
Sun., Oct. 26	23-20	W	Buffalo Bills (OT)	Rich Stadium	78,458	43°	Elway	Collins, T.
Sun., Nov. 2	30-27	W	Seattle Seahawks	Mile High Stadium	74,212	46°	Elway	Moon
Sun., Nov. 9	34-0	W	Carolina Panthers	Mile High Stadium	71,408	28°	Elway	Collins, K.
Sun., Nov. 16	22-24	L	Kansas City Chiefs	Arrowhead Stadium	77,963	31°	Elway	Gannon
Mon., Nov. 24*	31-3	W	Oakland Raiders	Mile High Stadium	75,307	38°	Elway	George
Sun., Nov. 30*	38-28	W	San Diego Chargers	Qualcomm Stadium	54,245	56°	Elway	Whelihan
Sun., Dec. 7	24-35	L	Pittsburgh Steelers	Three Rivers Stadium	59,739	33°	Elway	Stewart
Mon., Dec. 15*	17-34	L	San Francisco 49ers	3Com Park	68,461	50°	Elway	Young
Sun., Dec. 21	38-3	W	San Diego Chargers	Mile High Stadium	69,632	33°	Elway	Whelihan
(Bye Oct. 12)	472-287				1,090,131			

1997 AFC WILD CARD PLAYOFF GAME

Sat., Dec. 27	42-17	W	Jacksonville Jaguars	Mile High Stadium	74,481	44°	Elway	Brunell
---------------	-------	---	----------------------	-------------------	--------	-----	-------	---------

1997 AFC DIVISIONAL PLAYOFF GAME

Sun., Jan. 4	14-10	W	Kansas City Chiefs	Arrowhead Stadium	76,965	32°	Elway	Grbac
--------------	-------	---	--------------------	-------------------	--------	-----	-------	-------

1997 AFC CHAMPIONSHIP GAME

Sun., Jan. 11	24-21	W	Pittsburgh Steelers	Three Rivers Stadium	61,382	38°	Elway	Stewart
---------------	-------	---	---------------------	----------------------	--------	-----	-------	---------

SUPER BOWL XXXII

Sun., Jan. 25	31-24	W	Green Bay Packers	Qualcomm Stadium, San Diego	68,912	67°	Elway	Favre
---------------	-------	---	-------------------	-----------------------------	--------	-----	-------	-------

1998

HEAD COACH: Mike Shanahan

PRESEASON (3-1)

Day/Date	Score	W/L	Opponent	Location	Attend.	Temp.	Den. QB	Opp. QB
Sat., Aug. 8*	20-13	W	St. Louis Rams	Trans World Dome	53,842	Ind.	Brister	Banks
Fri., Aug. 14*	17-10	W	New Orleans Saints	Mile High Stadium	70,937	82°	Elway	Hobert
Mon., Aug. 24*	34-31	W	Green Bay Packers	Mile High Stadium	73,183	73°	Elway	Favre
Sat., Aug. 29	13-16	L	Tennessee Oilers	Vanderbilt Stadium	33,194	89°	Elway	McNair
	84-70				231,156			

REGULAR SEASON (14-2 overall / 1st AFC West (8-0 Div.) / 8-0 home / 6-2 away)

Day/Date	Score	W/L	Opponent	Location	Attend.	Temp.	Den. QB	Opp. QB
Mon., Sept. 7*	27-21	W	New England Patriots	Mile High Stadium	74,745	84°	Elway	Bledsoe
Sun., Sept. 13	42-23	W	Dallas Cowboys	Mile High Stadium	75,013	76°	Elway	Aikman
Sun., Sept. 20	34-17	W	Oakland Raiders	Oakland-Alameda County Coliseum	56,578	65°	Elway	George
Sun., Sept. 27	38-16	W	Washington Redskins	Jack Kent Cooke Stadium	71,880	90°	Brister	Green
Sun., Oct. 4	41-16	W	Philadelphia Eagles	Mile High Stadium	73,218	57°	Brister	Hoying
Sun., Oct. 11	21-16	W	Seattle Seahawks	Kingdome	66,258	Ind.	Elway	Moon
Sun., Oct. 25	37-24	W	Jacksonville Jaguars	Mile High Stadium	75,217	63°	Elway	Brunell
Sun., Nov. 1	33-26	W	Cincinnati Bengals	Cinergy Field	59,974	60°	Elway	O'Donnell
Sun., Nov. 8	27-10	W	San Diego Chargers	Mile High Stadium	74,925	37°	Brister	Leaf
Mon., Nov. 16*	30-7	W	Kansas City Chiefs	Arrowhead Stadium	78,100	54°	Brister	Gannon
Sun., Nov. 22	40-14	W	Oakland Raiders	Mile High Stadium	75,325	73°	Elway	Hollas
Sun., Nov. 29*	31-16	W	San Diego Chargers	Qualcomm Stadium	66,532	63°	Elway	Whelihan
Sun., Dec. 6	35-31	W	Kansas City Chiefs	Mile High Stadium	74,962	35°	Elway	Gannon
Sun., Dec. 13	16-20	L	New York Giants	Giants Stadium	72,336	41°	Elway	Graham
Mon., Dec. 21*	21-31	L	Miami Dolphins	Pro Player Stadium	74,363	76°	Elway	Marino
Sun., Dec. 27	28-21	W	Seattle Seahawks	Mile High Stadium	74,057	46°	Elway	Kitna
(Bye Oct. 18)	501-309				1,143,213			

1998 AFC DIVISIONAL PLAYOFF GAME

Sat., Jan. 9	38-3	W	Miami Dolphins	Mile High Stadium	75,729	49°	Elway	Marino
--------------	------	---	----------------	-------------------	--------	-----	-------	--------

1998 AFC CHAMPIONSHIP GAME

Sun., Jan. 17	23-10	W	New York Jets	Mile High Stadium	75,482	41°	Elway	Testaverde
---------------	-------	---	---------------	-------------------	--------	-----	-------	------------

SUPER BOWL XXXIII

Sun., Jan. 31*	34-19	W	Atlanta Falcons	Pro Player Stadium, Miami	74,803	73°	Elway	Chandler
----------------	-------	---	-----------------	---------------------------	--------	-----	-------	----------

1999

HEAD COACH: Mike Shanahan

PRESEASON (3-2)

Day/Date	Score	W/L	Opponent	Location	Attend.	Temp.	Den. QB	Opp. QB
Sun., Aug. 8	20-17	W	San Diego Chargers	Stadium Australia (Sydney, Australia; American Bowl; Sunday a.m. in Sydney/Sat. p.m. in Denver)	73,811	60°	Brister	Harbaugh
Sat., Aug. 14*	38-7	W	Arizona Cardinals	Mile High Stadium	67,941	80°	Brister	Plummer
Mon., Aug. 23*	12-27	L	Green Bay Packers	Camp Randall Stad., Madison, Wisc.	78,184	66°	Brister	Favre
Sun., Aug. 29*	12-22	L	Dallas Cowboys	Texas Stadium	61,893	98°	Brister	Aikman
Fri., Sept. 3*	34-3	W	San Francisco 49ers	Mile High Stadium	68,421	67°	Griese	Garcia
	116-76				350,250			

REGULAR SEASON (6-10 overall / 5th AFC West (4-4 Div.) / 3-5 home / 3-5 away)

Day/Date	Score	W/L	Opponent	Location	Attend.	Temp.	Den. QB	Opp. QB
Mon., Sept. 13*	21-38	L	Miami Dolphins	Mile High Stadium	75,623	60°	Griese	Marino
Sun., Sept. 19	10-26	L	Kansas City Chiefs	Arrowhead Stadium	78,683	69°	Griese	Grbac
Sun., Sept. 26	10-13	L	Tampa Bay Buccaneers	Raymond James Stadium	65,297	82°	Griese	Dilfer
Sun., Oct. 3	13-21	L	New York Jets	Mile High Stadium	74,181	54°	Griese	Mirer
Sun., Oct. 10	16-13	W	Oakland Raiders	Network Associates Coliseum	55,704	79°	Griese	Gannon
Sun., Oct. 17	31-10	W	Green Bay Packers	Mile High Stadium	73,352	50°	Griese	Favre
Sun., Oct. 24	23-24	L	New England Patriots	Foxboro Stadium	60,011	53°	Griese	Bledsoe
Sun., Oct. 31	20-23	L	Minnesota Vikings	Mile High Stadium	75,021	75°	Griese	George
Sun., Nov. 7	33-17	W	San Diego Chargers	Qualcomm Stadium	61,204	69°	Miller	Harbaugh
Sun., Nov. 14*	17-20	L	Seattle Seahawks	Kingdome	66,314	Ind.	Miller	Kitna
Mon., Nov. 22*	27-21	W	Oakland Raiders (OT)	Mile High Stadium	70,012	26°	Miller	Gannon
Sun., Dec. 5	10-16	L	Kansas City Chiefs	Mile High Stadium	73,855	45°	Griese	Grbac
Mon., Dec. 13*	24-27	L	Jacksonville Jaguars	ALLTEL Stadium	71,357	68°	Griese	Brunell
Sun., Dec. 19	36-30*	W	Seattle Seahawks	Mile High Stadium	65,987	27°	Griese	Kitna
Sat., Dec. 25	17-7	W	Detroit Lions	Silverdome	73,158	Ind.	Griese	Batch
Sun., Jan. 2	6-12	L	San Diego Chargers	Mile High Stadium	69,278	41°	Griese	Harbaugh
(Bye Nov. 28)	314-318				1,109,037			

2000

HEAD COACH: Mike Shanahan

PRESEASON (4-0)

Day/Date	Score	W/L	Opponent	Location	Attend.	Temp.	Den. QB	Opp. QB
Sat., Aug. 5*	31-17	W	Arizona Cardinals	Sun Devil Stadium	37,781	101°	Griese	Plummer
Sun., Aug. 13	26-20	W	Green Bay Packers	Mile High Stadium	75,367	89°	Griese	Hasselbeck, M.
Sat., Aug. 19*	36-23	W	Dallas Cowboys	Mile High Stadium	76,632	85°	Griese	Aikman
Fri., Aug. 25*	28-24	W	San Francisco 49ers	3COM Park	65,016	70°	Griese	Garcia
	121-84				254,796			

REGULAR SEASON (11-5 overall / 2nd AFC West (6-2 Div.) / 6-2 home / 5-3 away)

Day/Date	Score	W/L	Opponent	Location	Attend.	Temp.	Den. QB	Opp. QB
Mon., Sept. 4*	36-41	L	St. Louis Rams	Trans World Dome	65,956	Ind.	Griese	Warner
Sun., Sept. 10	42-14	W	Atlanta Falcons	Mile High Stadium	75,466	84°	Griese	Chandler
Sun., Sept. 17	33-24	W	Oakland Raiders	Network Associates Coliseum	62,078	79°	Griese	Gannon
Sun., Sept. 24	22-23	L	Kansas City Chiefs	Mile High Stadium	74,596	36°	Frerotte	Grbac
Sun., Oct. 1	19-28	L	New England Patriots	Mile High Stadium	75,684	80°	Griese	Bledsoe
Sun., Oct. 8	21-7	W	San Diego Chargers	Qualcomm Stadium	56,079	68°	Griese	Harbaugh
Sun., Oct. 15	44-10	W	Cleveland Browns	Mile High Stadium	75,811	59°	Griese	Couch
Sun., Oct. 22	21-31	L	Cincinnati Bengals	Paul Brown Stadium	61,603	73°	Griese	Smith
Sun., Nov. 5	30-23	W	New York Jets	Giants Stadium	78,305	51°	Griese	Testaverde
Mon., Nov. 13*	27-24	W	Oakland Raiders	Mile High Stadium	75,951	20°	Griese	Gannon
Sun., Nov. 19	38-37	W	San Diego Chargers	Mile High Stadium	75,218	39°	Frerotte	Leaf
Sun., Nov. 26	38-31	W	Seattle Seahawks	Husky Stadium	68,661	48°	Frerotte	Huard, B.
Sun., Dec. 3	38-23	W	New Orleans Saints	Louisiana Superdome	64,900	Ind.	Frerotte	Brooks
Sun., Dec. 10	31-24	W	Seattle Seahawks	Mile High Stadium	75,218	22°	Frerotte	Kitna

Sun., Dec. 17	7-20	L	Kansas City Chiefs	Arrowhead Stadium	78,406	9°	Frerotte	Grbac
Sat., Dec. 23	38-9	W	San Francisco 49ers	Mile High Stadium	76,098	45°	Griese	Garcia
(Bye Oct. 29)	485-369				1,140,030			

2000 AFC WILD CARD PLAYOFF GAME

Sun., Dec. 31	3-21	L	Baltimore Ravens	PSINet Stadium	69,638	22°	Frerotte	Dilfer
---------------	------	---	------------------	----------------	--------	-----	----------	--------

2001

HEAD COACH: Mike Shanahan

PRESEASON (3-1)

Day/Date	Score	W/L	Opponent	Location	Attend.	Temp.	Den. QB	Opp. QB
Sat., Aug. 11*	20-6	W	Dallas Cowboys	Texas Stadium	46,883	86°	Griese	Banks
Mon., Aug. 20*	7-22	L	Green Bay Packers	Lambeau Field	59,177	77°	Griese	Favre
Sat., Aug. 25*	31-24	W	New Orleans Saints	INVESCO Field at Mile High	74,063	81°	Griese	Brooks
Fri., Aug. 31*	35-7	W	San Francisco 49ers	INVESCO Field at Mile High	73,855	72°	Frerotte	Rattay
	93-59				253,928			

REGULAR SEASON (8-8 overall / 3rd AFC West (4-4 Div.) / 6-2 home / 2-6 away)

Day/Date	Score	W/L	Opponent	Location	Attend.	Temp.	Den. QB	Opp. QB
Mon., Sept. 10*	31-20	W	New York Giants	INVESCO Field at Mile High	75,735	75°	Griese	Collins
Sun., Sept. 16			**Postponed until Jan. 6 due to terrorist attacks on U.S. **					
Sun., Sept. 23*	38-17	W	Arizona Cardinals	Sun Devil Stadium	50,913	103°	Griese	Plummer
Sun., Sept. 30	13-20	L	Baltimore Ravens	INVESCO Field at Mile High	75,082	71°	Griese	Grbac
Sun., Oct. 7	20-6	W	Kansas City Chiefs	INVESCO Field at Mile High	75,037	74°	Griese	Green
Sun., Oct. 14	21-34	L	Seattle Seahawks	Husky Stadium	61,837	54°	Griese	Dilfer
Sun., Oct. 21	10-27	L	San Diego Chargers	Qualcomm Stadium	67,521	66°	Griese	Flutie
Sun., Oct. 28	31-20	W	New England Patriots	INVESCO Field at Mile High	74,750	72°	Griese	Brady
Mon., Nov. 5*	28-38	L	Oakland Raiders	Network Associates Coliseum	62,637	62°	Griese	Gannon
Sun., Nov. 11	26-16	W	San Diego Chargers	INVESCO Field at Mile High	74,951	62°	Griese	Flutie
Sun., Nov. 18	10-17	L	Washington Redskins	INVESCO Field at Mile High	74,622	44°	Griese	Banks
Thu., Nov. 22	26-24	W	Dallas Cowboys	Texas Stadium	64,104	72°	Griese	Leaf
Sun., Dec. 2	10-21	L	Miami Dolphins	Pro Player Stadium	73,938	76°	Griese	Fiedler
Sun., Dec. 9*	20-7	W	Seattle Seahawks	INVESCO Field at Mile High	74,524	38°	Griese	Hasselbeck, M.
Sun., Dec. 16	23-26	L	Kansas City Chiefs (OT)	Arrowhead Stadium	77,778	49°	Frerotte	Green
Sun., Dec. 30	23-17	W	Oakland Raiders	INVESCO Field at Mile High	75,582	24°	Griese	Gannon
Sun., Jan. 6	10-29	L	Indianapolis Colts	RCA Dome	56,192	Ind.	Griese	Manning, P.
(Bye Dec. 23)	340-339				1,115,203			

2002

HEAD COACH: Mike Shanahan

PRESEASON (3-1)

Day/Date	Score	W/L	Opponent	Location	Attend.	Temp.	Den. QB	Opp. QB
Sat., Aug. 10*	27-3	W	Chicago Bears	Memorial Stadium, Champaign, Ill.	52,168	85°	Griese	Miller
Mon., Aug. 19*	7-12	L	San Francisco 49ers	INVESCO Field at Mile High	73,071	85°	Griese	Garcia
Sat., Aug. 24*	19-13	W	Arizona Cardinals	Sun Devil Stadium	26,736	105°	Griese	Plummer
Thu., Aug. 29*	31-0	W	Seattle Seahawks	INVESCO Field at Mile High	71,755	65°	Jackson	Hasselbeck, M.
	84-28				223,730			

REGULAR SEASON (9-7 overall / 2nd AFC West (3-3 Div.) / 5-3 home / 4-4 away)

Day/Date	Score	W/L	Opponent	Location	Attend.	Temp.	Den. QB	Opp. QB
Sun., Sept. 8	23-16	W	St. Louis Rams	INVESCO Field at Mile High	75,710	83°	Griese	Warner
Sun., Sept. 15	24-14	W	San Francisco 49ers	3COM Park	67,685	67°	Griese	Garcia
Sun., Sept. 22	28-23	W	Buffalo Bills	INVESCO Field at Mile High	75,359	59°	Griese	Bledsoe
Mon., Sept. 30*	23-34	L	Baltimore Ravens	Ravens Stadium	69,538	71°	Griese	Redman
Sun., Oct. 6	26-9	W	San Diego Chargers	INVESCO Field at Mile High	75,065	57°	Griese	Brees
Sun., Oct. 13*	22-24	L	Miami Dolphins	INVESCO Field at Mile High	75,941	58°	Griese	Fiedler
Sun., Oct. 20	37-34	W	Kansas City Chiefs (OT)	Arrowhead Stadium	78,446	51°	Griese	Green
Sun., Oct. 27	24-16	W	New England Patriots	Gillette Stadium	68,436	60°	Griese	Brady
Mon., Nov. 11*	10-34	L	Oakland Raiders	INVESCO Field at Mile High	76,643	32°	Griese	Gannon
Sun., Nov. 17	31-9	W	Seattle Seahawks	Seahawks Stadium	65,495	53°	Griese	Hasselbeck, M.
Sun., Nov. 24*	20-23	L	Indianapolis Colts (OT)	INVESCO Field at Mile High	75,075	25°	Beuerlein	Manning, P.
Sun., Dec. 1	27-30	L	San Diego Chargers (OT)	Qualcomm Stadium	66,357	64°	Beuerlein	Brees
Sun., Dec. 8	13-19	L	New York Jets	Giants Stadium	78,521	42°	Griese	Pennington
Sun., Dec. 15	31-24	W	Kansas City Chiefs	INVESCO Field at Mile High	75,947	54°	Griese	Green
Sun., Dec. 22	16-28	L	Oakland Raiders	Network Associates Coliseum	62,592	56°	Griese	Gannon
Sun., Dec. 29	37-7	W	Arizona Cardinals	INVESCO Field at Mile High	75,164	57°	Beuerlein	Plummer
(Bye Nov. 2)	392-344				1,161,974			

2003

HEAD COACH: Mike Shanahan

PRESEASON (3-1)

Day/Date	Score	W/L	Opponent	Location	Attend.	Temp.	Den. QB	Opp. QB
Sat., Aug. 9*	20-12	W	Houston Texans	Reliant Stadium	70,021	Ind.	Plummer	Carr
Sat., Aug. 16*	15-10	W	Chicago Bears	Memorial Stadium, Champaign, Ill.	52,861	85°	Plummer	Stewart
Mon., Aug. 25*	23-28	L	Indianapolis Colts	INVESCO Field at Mile High	72,510	82°	Plummer	Manning, P.
Fri., Aug. 29*	20-3	W	Seattle Seahawks	INVESCO Field at Mile High	73,038	70°	Jackson	Hasselbeck, M.
	78-53				268,430			

REGULAR SEASON (10-6 overall / 2nd AFC West (5-1 Div.) / 6-2 home / 4-4 away)

Day/Date	Score	W/L	Opponent	Location	Attend.	Temp.	Den. QB	Opp. QB
Sun., Sept. 7	30-10	W	Cincinnati Bengals	Paul Brown Stadium	63,820	72°	Plummer	Kitna
Sun., Sept. 14	37-13	W	San Diego Chargers	Qualcomm Stadium	65,445	73°	Plummer	Brees
Mon., Sept. 22*	31-10	W	Oakland Raiders	INVESCO Field at Mile High	76,753	72°	Plummer	Gannon
Sun., Sept. 28	20-16	W	Detroit Lions	INVESCO Field at Mile High	75,719	66°	Plummer	Harrington
Sun., Oct. 5	23-24	L	Kansas City Chiefs	Arrowhead Stadium	78,903	69°	Plummer	Green
Sun., Oct. 12	17-14	W	Pittsburgh Steelers	INVESCO Field at Mile High	75,974	73°	Beuerlein	Maddox

Sun., Oct. 19	20-28	L	Minnesota Vikings	Hubert H. Humphrey Metrodome	64,381	Ind.	Beuerlein	Culpepper
Sun., Oct. 26	6-26	L	Baltimore Ravens	M&T Bank Stadium	69,721	67°	Kanell	Boller
Mon., Nov. 3*	26-30	L	New England Patriots	INVESCO Field at Mile High	76,203	35°	Kanell	Brady
Sun., Nov. 16	37-8	W	San Diego Chargers	INVESCO Field at Mile High	75,217	52°	Plummer	Flutie
Sun., Nov. 23	10-19	L	Chicago Bears	INVESCO Field at Mile High	75,540	18°	Plummer	Chandler
Sun., Nov. 30	22-8	W	Oakland Raiders	Network Associates Coliseum	57,201	55°	Plummer	Mirer
Sun., Dec. 7	45-27	W	Kansas City Chiefs	INVESCO Field at Mile High	76,403	63°	Plummer	Green
Sun., Dec. 14	23-20	W	Cleveland Browns (OT)	INVESCO Field at Mile High	75,358	52°	Plummer	Couch
Sun., Dec. 21*	31-17	W	Indianapolis Colts	RCA Dome	57,149	Ind.	Plummer	Manning, P.
Sun., Dec. 28	3-31	L	Green Bay Packers	Lambeau Field	70,299	45°	Jackson	Favre
(Bye Nov. 9)	381-301				1,134,086			

2003 AFC WILD CARD PLAYOFF GAME

Sun., Jan. 4	10-41	L	Indianapolis Colts	RCA Dome	56,586	Ind.	Plummer	Manning, P.
--------------	-------	---	--------------------	----------	--------	------	---------	-------------

2004

HEAD COACH: Mike Shanahan

PRESEASON (2-3)

Day/Date	Score	W/L	Opponent	Location	Attend.	Temp.	Den. QB	Opp. QB
Mon., Aug. 9*	17-20	L	Washington Redskins	Fawcett Stadium (Canton, Ohio: Hall of Fame Game)	22,177	75°	Plummer	Brunell
Sun., Aug. 15*	6-16	L	Buffalo Bills	Ralph Wilson Stadium	49,645	70°	Plummer	Bledsoe
Sat., Aug. 21*	19-3	W	Seattle Seahawks	Qwest Field	47,641	66°	Plummer	Hasselbeck, M.
Fri., Aug. 27*	31-17	W	Houston Texans	INVESCO Field at Mile High	71,256	54°	Plummer	Carr
Thu., Sept. 2*	21-33	L	Arizona Cardinals	INVESCO Field at Mile High	71,986	79°	Kanell	McCown
	94-89				262,705			

REGULAR SEASON (10-6 overall / 2nd AFC West (3-3 Div.) / 6-2 home / 4-4 away)

Day/Date	Score	W/L	Opponent	Location	Attend.	Temp.	Den. QB	Opp. QB
Sun., Sept. 12*	34-24	W	Kansas City Chiefs	INVESCO Field at Mile High	75,939	82°	Plummer	Green
Sun., Sept. 19	6-7	L	Jacksonville Jaguars	ALLTEL Stadium	69,127	78°	Plummer	Leftwich
Sun., Sept. 26	23-13	W	San Diego Chargers	INVESCO Field at Mile High	74,533	73°	Plummer	Brees
Sun., Oct. 3	16-13	W	Tampa Bay Buccaneers	Raymond James Stadium	65,341	86°	Plummer	Johnson
Sun., Oct. 10	20-17	W	Carolina Panthers	INVESCO Field at Mile High	75,072	72°	Plummer	Delhomme
Sun., Oct. 17	31-3	W	Oakland Raiders	Network Associates Coliseum	57,293	67°	Plummer	Collins
Mon., Oct. 25*	10-23	L	Cincinnati Bengals	Paul Brown Stadium	65,806	61°	Plummer	Palmer
Sun., Oct. 31	28-41	L	Atlanta Falcons	INVESCO Field at Mile High	75,083	54°	Plummer	Vick
Sun., Nov. 7	31-13	W	Houston Texans	INVESCO Field at Mile High	74,292	69°	Plummer	Carr
Sun., Nov. 21	34-13	W	New Orleans Saints	Louisiana Superdome	64,900	Ind.	Plummer	Brooks
Sun., Nov. 28*	24-25	L	Oakland Raiders	INVESCO Field at Mile High	75,936	18°	Plummer	Collins
Sun., Dec. 5	17-20	L	San Diego Chargers	Qualcomm Stadium	65,395	58°	Plummer	Brees
Sun., Dec. 12	20-17	W	Miami Dolphins	INVESCO Field at Mile High	75,027	37°	Plummer	Feeley
Sun., Dec. 19	17-45	L	Kansas City Chiefs	Arrowhead Stadium	77,702	15°	Plummer	Green
Sat., Dec. 25*	37-16	W	Tennessee Titans	The Coliseum	68,809	29°	Plummer	Volek
Sun., Jan. 2	33-14	W	Indianapolis Colts	INVESCO Field at Mile High	75,149	32°	Plummer	Manning, P.
(Bye Nov. 14)	381-304				1,135,404			

2004 AFC WILD CARD PLAYOFF GAME

Sun., Jan. 9	24-49	L	Indianapolis Colts	RCA Dome	56,609	Ind.	Plummer	Manning, P.
--------------	-------	---	--------------------	----------	--------	------	---------	-------------

2005

HEAD COACH: Mike Shanahan

PRESEASON (4-0)

Day/Date	Score	W/L	Opponent	Location	Attend.	Temp.	Den. QB	Opp. QB
Sat., Aug. 13*	20-14	W	Houston Texans	Reliant Stadium	70,016	Ind.	Plummer	Carr
Sat., Aug. 20*	26-21	W	San Francisco 49ers	INVESCO Field at Mile High	70,794	70°	Plummer	Smith
Sat., Aug. 27*	37-24	W	Indianapolis Colts	INVESCO Field at Mile High	74,152	77°	Plummer	Manning, P.
Fri., Sept. 2*	30-21	W	Arizona Cardinals	Sun Devil Stadium	40,888	99°	Van Pelt	Warner
	113-80				255,850			

REGULAR SEASON (13-3 overall / 1st AFC West (5-1 Div.) / 8-0 home / 5-3 away)

Day/Date	Score	W/L	Opponent	Location	Attend.	Temp.	Den. QB	Opp. QB
Sun., Sept. 11	10-34	L	Miami Dolphins	Dolphins Stadium	72,324	89°	Plummer	Frerotte
Sun., Sept. 18	20-17	W	San Diego Chargers	INVESCO Field at Mile High	75,310	77°	Plummer	Brees
Mon., Sept. 26*	30-10	W	Kansas City Chiefs	INVESCO Field at Mile High	76,381	72°	Plummer	Green
Sun., Oct. 2	20-7	W	Jacksonville Jaguars	Alltel Stadium	66,045	82°	Plummer	Leftwich
Sun., Oct. 9	21-19	W	Washington Redskins	INVESCO Field at Mile High	75,880	50°	Plummer	Brunell
Sun., Oct. 16	28-20	W	New England Patriots	INVESCO Field at Mile High	76,571	75°	Plummer	Brady
Sun., Oct. 23	23-24	L	New York Giants	Giants Stadium	78,516	54°	Plummer	Manning, E.
Sun., Oct. 30	49-21	W	Philadelphia Eagles	INVESCO Field at Mile High	76,530	52°	Plummer	McNabb
Sun., Nov. 13	31-17	W	Oakland Raiders	McAfee Coliseum	62,779	61°	Plummer	Collins
Sun., Nov. 20	27-0	W	New York Jets	INVESCO Field at Mile High	76,255	61°	Plummer	Bollinger
Thu., Nov. 24	24-21	W	Dallas Cowboys (OT)	Texas Stadium	63,273	68°	Plummer	Bledsoe
Sun., Dec. 4	27-31	L	Kansas City Chiefs	Arrowhead Stadium	78,261	28°	Plummer	Green
Sun., Dec. 11	12-10	W	Baltimore Ravens	INVESCO Field at Mile High	75,651	41°	Plummer	Boller
Sat., Dec. 17*	28-17	W	Buffalo Bills	Ralph Wilson Stadium	71,887	28°	Plummer	Holcomb
Sat., Dec. 24	22-3	W	Oakland Raiders	INVESCO Field at Mile High	76,212	52°	Plummer	Collins
Sat., Dec. 31	23-7	W	San Diego Chargers	Qualcomm Stadium	65,513	61°	Plummer	Brees
(Bye Nov. 6)	395-258				1,167,388			

2005 AFC DIVISIONAL PLAYOFF GAME

Sat., Jan. 14	27-13	W	New England Patriots	INVESCO Field at Mile High	76,238	54°	Plummer	Brady
---------------	-------	---	----------------------	----------------------------	--------	-----	---------	-------

2005 AFC CHAMPIONSHIP GAME

Sun., Jan. 22	17-34	L	Pittsburgh Steelers	INVESCO Field at Mile High	76,775	34°	Plummer	Roethlisberger
---------------	-------	---	---------------------	----------------------------	--------	-----	---------	----------------

2006

HEAD COACH: Mike Shanahan

PRESEASON (3-1)

Day/Date	Score	W/L	Opponent	Location	Attend.	Temp.	Den. QB	Opp. QB
Fri., Aug. 11*	13-20	L	Detroit Lions	Ford Field	56,915	Ind.	Plummer	Kitna
Sat., Aug. 19*	35-10	W	Tennessee Titans	INVESCO Field at Mile High	73,180	63°	Plummer	Volek
Sun., Aug. 27*	17-14	W	Houston Texans	INVESCO Field at Mile High	73,689	70°	Plummer	Carr
Thu., Aug. 31*	29-23	W	Arizona Cardinals	Cardinals Stadium	62,937	Ind.	Cutler	Warner
	94-67				266,721			

REGULAR SEASON (9-7 overall / 3rd AFC West (3-3 Div.) / 4-4 home / 5-3 away)

Day/Date	Score	W/L	Opponent	Location	Attend.	Temp.	Den. QB	Opp. QB
Sun., Sept. 10	10-18	L	St. Louis Rams	Edward Jones Dome	65,577	Ind.	Plummer	Bulger
Sun., Sept. 17	9-6	W	Kansas City Chiefs (OT)	INVESCO Field at Mile High	76,786	61°	Plummer	Huard, D.
Sun., Sept. 24*	17-7	W	New England Patriots	Gillette Stadium	68,756	68°	Plummer	Brady
Mon., Oct. 9*	13-3	W	Baltimore Ravens	INVESCO Field at Mile High	76,355	39°	Plummer	McNair
Sun., Oct. 15*	13-3	W	Oakland Raiders	INVESCO Field at Mile High	76,691	64°	Plummer	Walter
Sun., Oct. 22	17-7	W	Cleveland Browns	Cleveland Browns Stadium	73,024	48°	Plummer	Frye
Sun., Oct. 29	31-34	L	Indianapolis Colts	INVESCO Field at Mile High	76,767	70°	Plummer	Manning, P.
Sun., Nov. 5	31-20	W	Pittsburgh Steelers	Heinz Field	64,661	53°	Plummer	Roethlisberger
Sun., Nov. 12	17-13	W	Oakland Raiders	McAfee Coliseum	62,094	56°	Plummer	Walter
Sun., Nov. 19*	27-35	L	San Diego Chargers	INVESCO Field at Mile High	76,723	34°	Plummer	Rivers
Thu., Nov. 23*	10-19	L	Kansas City Chiefs	Arrowhead Stadium	79,484	65°	Plummer	Green
Sun., Dec. 3*	20-23	L	Seattle Seahawks	INVESCO Field at Mile High	76,146	16°	Cutler	Hasselbeck, M.
Sun., Dec. 10	20-48	L	San Diego Chargers	Qualcomm Stadium	67,514	57°	Cutler	Rivers
Sun., Dec. 17	37-20	W	Arizona Cardinals	Cardinals Stadium	63,845	60°	Cutler	Leinart
Sun., Dec. 24	24-23	W	Cincinnati Bengals	INVESCO Field at Mile High	75,759	32°	Cutler	Palmer
Sun., Dec. 31	23-26	L	San Francisco 49ers (OT)	INVESCO Field at Mile High	75,555	32°	Cutler	Smith
(Bye Oct. 1)	319-305				1,155,737			

2007

HEAD COACH: Mike Shanahan

PRESEASON (2-2)

Day/Date	Score	W/L	Opponent	Location	Attend.	Temp.	Den. QB	Opp. QB
Mon., Aug. 13*	17-13	W	San Francisco 49ers	Monster Park	66,764	66°	Cutler	Smith
Sat., Aug. 18*	20-31	L	Dallas Cowboys	Texas Stadium	61,034	91°	Cutler	Romo
Sat., Aug. 25*	16-17	L	Cleveland Browns	INVESCO Field at Mile High	75,361	84°	Cutler	Frye
Thu., Aug. 30*	21-3	W	Arizona Cardinals	INVESCO Field at Mile High	73,282	82°	Hackney	Leinart
	74-64				276,441			

REGULAR SEASON (7-9 overall / 2nd AFC West (3-3 Div.) / 5-3 home / 2-6 away)

Day/Date	Score	W/L	Opponent	Location	Attend.	Temp.	Den. QB	Opp. QB
Sun., Sept. 9	15-14	W	Buffalo Bills	Ralph Wilson Stadium	71,132	70°	Cutler	Losman
Sun., Sept. 16	23-20	W	Oakland Raiders (OT)	INVESCO Field at Mile High	76,784	87°	Cutler	McCown
Sun., Sept. 23	14-23	L	Jacksonville Jaguars	INVESCO Field at Mile High	76,463	75°	Cutler	Garrard
Sun., Sept. 30	20-38	L	Indianapolis Colts	RCA Dome	57,274	Ind.	Cutler	Manning, P.
Sun., Oct. 7	3-41	L	San Diego Chargers	INVESCO Field at Mile High	76,879	54°	Cutler	Rivers
Sun., Oct. 21*	31-28	W	Pittsburgh Steelers	INVESCO Field at Mile High	77,038	37°	Cutler	Roethlisberger
Mon., Oct. 29*	13-19	L	Green Bay Packers (OT)	INVESCO Field at Mile High	77,160	67°	Cutler	Favre
Sun., Nov. 4	7-44	L	Detroit Lions	Ford Field	60,783	Ind.	Cutler	Kitna
Sun., Nov. 11	27-11	W	Kansas City Chiefs	Arrowhead Stadium	77,368	69°	Cutler	Huard
Mon., Nov. 19*	34-20	W	Tennessee Titans	INVESCO Field at Mile High	76,590	63°	Cutler	Young
Sun., Nov. 25	34-37	L	Chicago Bears (OT)	Soldier Field	62,148	39°	Cutler	Grossman
Sun., Dec. 2	20-34	L	Oakland Raiders	McAfee Coliseum	61,990	60°	Cutler	McCown
Sun., Dec. 9	41-7	W	Kansas City Chiefs	INVESCO Field at Mile High	75,895	21°	Cutler	Croyle
Thu., Dec. 13*	13-31	L	Houston Texans	Reliant Stadium	70,747	59°	Cutler	Rosenfels
Mon., Dec. 24*	3-23	L	San Diego Chargers	Qualcomm Stadium	65,477	62°	Cutler	Rivers
Sun., Dec. 30	22-19	W	Minnesota Vikings (OT)	INVESCO Field at Mile High	76,084	36°	Cutler	Jackson
(Bye Oct. 14)	320-409				1,139,812			

2008

HEAD COACH: Mike Shanahan

PRESEASON (2-2)

Day/Date	Score	W/L	Opponent	Location	Attend.	Temp.	Den. QB	Opp. QB
Sat., Aug. 9*	16-19	L	Houston Texans	Reliant Stadium	70,020	Ind.	Cutler	Schaub
Sat., Aug. 16*	23-13	W	Dallas Cowboys	INVESCO Field at Mile High	74,484	57°	Cutler	Romo
Fri., Aug. 22*	24-27	L	Green Bay Packers	INVESCO Field at Mile High	74,213	73°	Cutler	Rodgers
Fri., Aug. 29*	28-14	W	Arizona Cardinals	University of Phoenix Stadium	63,215	Ind.	Hackney	Warner
	91-73				281,932			

REGULAR SEASON (8-8 overall / 2nd AFC West (3-3 Div.) / 4-4 home / 4-4 away)

Day/Date	Score	W/L	Opponent	Location	Attend.	Temp.	Den. QB	Opp. QB
Mon., Sept. 8*	41-14	W	Oakland Raiders	McAfee Coliseum	62,762	60°	Cutler	Russell
Sun., Sept. 14	39-38	W	San Diego Chargers	INVESCO Field at Mile High	75,915	59°	Cutler	Rivers
Sun., Sept. 21	34-32	W	New Orleans Saints	INVESCO Field at Mile High	75,713	75°	Cutler	Brees
Sun., Sept. 28	19-33	L	Kansas City Chiefs	Arrowhead Stadium	74,623	74°	Cutler	Huard
Sun., Oct. 5	16-13	W	Tampa Bay Buccaneers	INVESCO Field at Mile High	75,480	70°	Cutler	Griese
Sun., Oct. 12	17-24	L	Jacksonville Jaguars	INVESCO Field at Mile High	75,674	43°	Cutler	Garrard
Mon., Oct. 20*	7-41	L	New England Patriots	Gillette Stadium	68,756	40°	Cutler	Cassel
Sun., Nov. 2	17-26	L	Miami Dolphins	INVESCO Field at Mile High	75,499	77°	Cutler	Pennington
Thu., Nov. 6*	34-30	W	Cleveland Browns	Cleveland Browns Stadium	73,141	56°	Cutler	Quinn
Sun., Nov. 16	24-20	W	Atlanta Falcons	Georgia Dome	54,644	Ind.	Cutler	Ryan
Sun., Nov. 23	10-31	L	Oakland Raiders	INVESCO Field at Mile High	76,067	47°	Cutler	Russell
Sun., Nov. 30	34-17	W	New York Jets	The Meadowlands	78,809	36°	Cutler	Favre
Sun., Dec. 7	24-17	W	Kansas City Chiefs	INVESCO Field at Mile High	75,187	64°	Cutler	Thigpen
Sun., Dec. 14	10-30	L	Carolina Panthers	Bank of America Stadium	73,690	46°	Cutler	Delhomme
Sun., Dec. 21	23-30	L	Buffalo Bills	INVESCO Field at Mile High	74,539	17°	Cutler	Edwards
Sun., Dec. 28*	21-52	L	San Diego Chargers	Qualcomm Stadium	69,131	58°	Cutler	Rivers
(Bye Oct. 26)	370-448				1,159,630			

2009

HEAD COACH: Josh McDaniels

PRESEASON (1-3)

Day/Date	Score	W/L	Opponent	Location	Attend.	Temp.	Den. QB	Opp. QB
Fri., Aug. 14*	16-17	L	San Francisco 49ers	Candlestick Park	61,533	63°	Orton	Hill
Sat., Aug. 22*	13-27	L	Seattle Seahawks	Qwest Field	67,052	69°	Orton	Hasselbeck
Sun., Aug. 30*	17-27	L	Chicago Bears	INVESCO Field at Mile High	73,519	68°	Orton	Cutler
Thu., Sept. 3*	19-0	W	Arizona Cardinals	INVESCO Field at Mile High	72,088	79°	Brandstater	Warner
	65-71				274,192			

REGULAR SEASON (8-8 overall / 2nd AFC West (3-3 Div.) / 4-4 home / 4-4 away)

Day/Date	Score	W/L	Opponent	Location	Attend.	Temp.	Den. QB	Opp. QB
Sun., Sept. 13	12-7	W	Cincinnati Bengals	Paul Brown Stadium	62,831	72°	Orton	Palmer
Sun., Sept. 20	27-6	W	Cleveland Browns	INVESCO Field at Mile High	73,931	82°	Orton	Quinn
Sun., Sept. 27	23-3	W	Oakland Raiders	Oakland-Alameda County Coliseum	45,602	81°	Orton	Russell
Sun., Oct. 4	17-10	W	Dallas Cowboys	INVESCO Field at Mile High	76,440	55°	Orton	Romo
Sun., Oct. 11	20-17	W	New England Patriots (OT)	INVESCO Field at Mile High	76,011	30°	Orton	Brady
Mon., Oct. 19*	34-23	W	San Diego Chargers	Qualcomm Stadium	68,615	68°	Orton	Rivers
Sun., Nov. 1	7-30	L	Baltimore Ravens	M&T Bank Stadium	71,132	56°	Orton	Flacco
Mon., Nov. 9*	10-28	L	Pittsburgh Steelers	INVESCO Field at Mile High	76,716	55°	Orton	Roethlisberger
Sun., Nov. 15	17-27	L	Washington Redskins	FedEx Field	85,247	70°	Orton	Campbell
Sun., Nov. 22	3-32	L	San Diego Chargers	INVESCO Field at Mile High	74,707	51°	Simms	Rivers
Thu., Nov. 26*	26-6	W	New York Giants	INVESCO Field at Mile High	74,896	57°	Orton	Manning, E.
Sun., Dec. 6	44-13	W	Kansas City Chiefs	Arrowhead Stadium	68,912	37°	Orton	Cassel
Sun., Dec. 13	16-28	L	Indianapolis Colts	Lucas Oil Stadium	67,248	Ind.	Orton	Manning, P.
Sun., Dec. 20	19-20	L	Oakland Raiders	INVESCO Field at Mile High	74,502	57°	Orton	Frye
Sun., Dec. 27	27-30	L	Philadelphia Eagles	Lincoln Financial Field	69,144	45°	Orton	McNabb
Sun., Jan. 3	24-44	L	Kansas City Chiefs	INVESCO Field at Mile High	73,725	36°	Orton	Cassel
(Bye Oct. 26)	326-324				1,139,659			

2010

HEAD COACH: Josh McDaniels (12 games) & Eric Studesville (4 games)

PRESEASON (1-3)

Day/Date	Score	W/L	Opponent	Location	Attend.	Temp.	Den. QB	Opp. QB
Sun., Aug. 15*	24-33	L	Cincinnati Bengals	Paul Brown Stadium	51,278	78°	Orton	Palmer
Sat., Aug. 21*	20-25	L	Detroit Lions	INVESCO Field at Mile High	73,093	92°	Orton	Stafford
Sun., Aug. 29*	34-17	W	Pittsburgh Steelers	INVESCO Field at Mile High	73,054	90°	Orton	Roethlisberger
Thu., Sept. 2*	24-31	L	Minnesota Vikings	Mall of America Field (Metrodome)	63,328	Ind.	Orton	Jackson
	102-106				260,753			

REGULAR SEASON (4-12 overall / 4th AFC West (1-5 Div.) / 3-5 home / 1-7 away)

Day/Date	Score	W/L	Opponent	Location	Attend.	Temp.	Den. QB	Opp. QB
Sun., Sept. 12	17-24	L	Jacksonville Jaguars	EverBank Field	63,636	90°	Orton	Garrard
Sun., Sept. 19	31-14	W	Seattle Seahawks	INVESCO Field at Mile High	75,130	91°	Orton	Hasselbeck
Sun., Sept. 26	13-27	L	Indianapolis Colts	INVESCO Field at Mile High	76,401	85°	Orton	Manning, P.
Sun., Oct. 3	26-20	W	Tennessee Titans	LP Field	69,143	54°	Orton	Young
Sun., Oct. 10	17-31	L	Baltimore Ravens	M&T Bank Stadium	71,246	67°	Orton	Flacco
Sun., Oct. 17	20-24	L	New York Jets	INVESCO Field at Mile High	75,982	73°	Orton	Sanchez
Sun., Oct. 24	14-59	L	Oakland Raiders	INVESCO Field at Mile High	75,835	63°	Orton	Campbell
Sun., Oct. 31*	16-24	L	San Francisco 49ers	Wembley Stadium (London)	83,941	54°	Orton	Smith
Sun., Nov. 14	49-29	W	Kansas City Chiefs	INVESCO Field at Mile High	75,334	43°	Orton	Cassel
Mon., Nov. 22*	14-35	L	San Diego Chargers	Qualcomm Stadium	68,482	55°	Orton	Rivers
Sun., Nov. 28	33-36	L	St. Louis Rams	INVESCO Field at Mile High	72,736	45°	Orton	Bradford
Sun., Dec. 5	6-10	L	Kansas City Chiefs	Arrowhead Stadium	67,267	26°	Orton	Cassel
— Josh McDaniels out, Eric Studesville in as head coach —								
Sun., Dec. 12	13-43	L	Arizona Cardinals	University of Phoenix Stadium	62,223	Ind.	Orton	Skelton
Sun., Dec. 19	23-39	L	Oakland Raiders	Oakland Coliseum	44,246	55°	Tebow	Campbell
Sun., Dec. 26	24-23	W	Houston Texans	INVESCO Field at Mile High	73,691	50°	Tebow	Schaub
Sun., Jan. 2	28-33	L	San Diego Chargers	INVESCO Field at Mile High	74,155	42°	Tebow	Rivers
(Bye Nov. 7)	344-471				1,129,448			

2011

HEAD COACH: John Fox

PRESEASON (2-2)

Day/Date	Score	W/L	Opponent	Location	Attend.	Temp.	Den. QB	Opp. QB
Thu., Aug. 11*	23-24	L	Dallas Cowboys	Cowboys Stadium	74,045	Ind.	Orton	Romo
Sat., Aug. 20*	24-10	W	Buffalo Bills	Sports Authority Field at Mile High	71,236	87°	Orton	Fitzpatrick
Sat., Aug. 27*	23-20	W	Seattle Seahawks	Sports Authority Field at Mile High	72,347	87°	Orton	Jackson
Thu., Sept. 1*	7-26	L	Arizona Cardinals	University of Phoenix Stadium	59,910	Ind.	Quinn	Kolb
	77-80				277,538			

REGULAR SEASON (8-8 overall / 1st AFC West (3-3 Div.) / 3-5 home / 5-3 away)

Day/Date	Score	W/L	Opponent	Location	Attend.	Temp.	Den. QB	Opp. QB
Mon., Sept. 12*	20-23	L	Oakland Raiders	Sports Authority Field at Mile High	75,671	75°	Orton	Campbell
Sun., Sept. 18	24-22	W	Cincinnati Bengals	Sports Authority Field at Mile High	73,281	69°	Orton	Dalton
Sun., Sept. 25	14-17	L	Tennessee Titans	LP Field	69,143	73°	Orton	Hasselbeck
Sun., Oct. 2	23-49	L	Green Bay Packers	Lambeau Field	70,529	67°	Orton	Rodgers
Sun., Oct. 9	24-29	L	San Diego Chargers	Sports Authority Field at Mile High	74,895	52°	Orton	Rivers
Sun., Oct. 23	18-15	W	Miami Dolphins (OT)	Sun Life Stadium	63,800	77°	Tebow	Moore
Sun., Sept. 30	10-45	L	Detroit Lions	Sports Authority Field at Mile High	74,977	56°	Tebow	Stafford
Sun., Nov. 6	38-24	W	Oakland Raiders	O.co Coliseum	58,125	62°	Tebow	Palmer
Sun., Nov. 13	17-10	W	Kansas City Chiefs	Arrowhead Stadium	72,908	67°	Tebow	Cassel
Thu., Nov. 17*	17-13	W	New York Jets	Sports Authority Field at Mile High	74,746	54°	Tebow	Sanchez
Sun., Nov. 27	16-13	W	San Diego Chargers (OT)	Qualcomm Stadium	64,436	84°	Tebow	Rivers
Sun., Dec. 4	35-32	W	Minnesota Vikings	Mall of America Field (Metrodome)	62,939	Ind.	Tebow	Ponder
Sun., Dec. 11	13-10	W	Chicago Bears (OT)	Sports Authority Field at Mile High	76,487	50°	Tebow	Hanie
Sun., Dec. 18	23-41	L	New England Patriots	Sports Authority Field at Mile High	76,556	63°	Tebow	Brady
Sat., Dec. 24	14-40	L	Buffalo Bills	Ralph Wilson Stadium	45,112	30°	Tebow	Fitzpatrick
Sun., Jan. 1	3-7	L	Kansas City Chiefs	Sports Authority Field at Mile High	76,005	35°	Tebow	Orton
(Bye Oct. 16)	309-390				1,109,610			

2011 AFC WILD CARD PLAYOFF GAME

Sun., Jan. 8	29-23	W	Pittsburgh Steelers (OT)	Sports Authority Field at Mile High	75,970	40°	Tebow	Roethlisberger
--------------	-------	---	--------------------------	-------------------------------------	--------	-----	-------	----------------

2011 AFC DIVISIONAL PLAYOFF GAME

Sat., Jan. 14	10-45	L	New England Patriots	Gillette Stadium	68,756	24°	Tebow	Brady
---------------	-------	---	----------------------	------------------	--------	-----	-------	-------

SERIES RECORDS VS. OPPONENTS

ARIZONA CARDINALS

Reg. Season: (7-1-1 / .833)

Home (4-0) / Away (3-1-1)



1973 (11/4)—Denver 17, @St. Louis 17 (T)
1977 (9/18)—@Denver 7, St. Louis 0
1989 (12/16)—Denver 37, @Phoenix 0
1991 (12/15)—@Denver 24, Phoenix 19
1995 (11/5)—@Denver 38, Arizona 6
2001 (9/23)—Denver 38, @Arizona 17
2002 (12/29)—@Denver 37, Arizona 7
2006 (12/17)—Denver 37, @Arizona 20
2010 (12/12)—@Arizona 43, Denver 13
RS Pts.—DEN 248, ARI 129
Franchise known as Phoenix before 1994
and in St. Louis before 1988

ATLANTA FALCONS

Reg. Season: (8-4-0 / .667)

Home (4-2) / Away (4-2)

Postseason: (1-0 / 1.000)

Home (0-0) / Away (0-0) / S.B. (1-0)



1970 (10/18)—@Denver 24, Atlanta 10
1972 (11/26)—@Atlanta 23, Denver 20
1975 (11/23)—@Atlanta 35, Denver 21
1979 (9/16)—Denver 20, @Atlanta 17 (OT)
1982 (12/5)—Atlanta 34, @Denver 27
1985 (9/22)—Denver 44, @Atlanta 28
1988 (10/16)—@Denver 30, Atlanta 14
1994 (11/20)—@Denver 32, Atlanta 28
1997 (9/28)—Denver 29, @Atlanta 21
1998 (1/31)—Denver 34, Atlanta 19*
2000 (9/10)—@Denver 42, Atlanta 14
2004 (10/31)—Atlanta 41, @Denver 28
2008 (11/16)—Denver 24, @Atlanta 20
RS Pts.—DEN 341, ATL 285
PS Pts.—DEN 34, ATL 19
***Super Bowl XXXIII in Miami**

BALTIMORE RAVENS

Reg. Season: (3-5-0 / .375)

Home (3-1) / Away (0-4)

Postseason: (0-1 / .000)

Home (0-0) / Away (0-1) / S.B. (0-0)



1996 (10/20)—@Denver 45, Baltimore 34
2000 (12/31)—@Baltimore 21, Denver 3*
2001 (9/30)—Baltimore 20, @Denver 13
2002 (9/30)—@Baltimore 34, Denver 23
2003 (10/26)—@Baltimore 26, Denver 6
2005 (12/11)—@Denver 12, Baltimore 10
2006 (10/9)—@Denver 13, Baltimore 3
2009 (11/1)—@Baltimore 30, Denver 7
2010 (10/10)—@Baltimore 31, Denver 17
RS Pts.—DEN 136, BAL 188
PS Pts.—DEN 3, BAL 21
***AFC Wild Card Playoff Game**

BUFFALO BILLS

Reg. Season: (15-19-1 / .443)

Home (4-7-1) / Away (11-12)

Postseason: (0-1 / .000)

Home (0-0) / Away (0-1) / S.B. (0-0)



1960 (9/18)—Denver 27, @Buffalo 21
1960 (11/27)—@Denver 38, Buffalo 38 (T)
1961 (9/10)—Denver 22, @Buffalo 10
1961 (11/19)—Buffalo 23, @Denver 10
1962 (9/15)—Denver 23, @Buffalo 20
1962 (10/28)—Buffalo 45, @Denver 38
1963 (11/3)—Buffalo 30, @Denver 28
1963 (11/9)—@Buffalo 27, Denver 17
1964 (9/20)—@Buffalo 30, Denver 13
1964 (12/13)—Buffalo 30, @Denver 19
1965 (9/19)—Buffalo 30, @Denver 15
1965 (10/24)—@Buffalo 31, Denver 13
1966 (12/18)—@Buffalo 38, Denver 21
1967 (10/8)—Buffalo 17, @Denver 16
1967 (11/19)—Denver 21, @Buffalo 20
1968 (11/24)—@Denver 34, Buffalo 32
1969 (9/28)—@Buffalo 41, Denver 28
1970 (9/20)—Denver 25, @Buffalo 10
1975 (10/5)—@Buffalo 38, Denver 14
1977 (9/25)—@Denver 26, Buffalo 6
1979 (12/2)—Denver 19, @Buffalo 16
1981 (10/25)—@Buffalo 9, Denver 7
1984 (10/21)—Denver 37, @Buffalo 7
1987 (11/8)—@Buffalo 21, Denver 14
1989 (9/18)—Denver 28, @Buffalo 14

1990 (9/30)—@Buffalo 29, Denver 28

1991 (1/12)—@Buffalo 10, Denver 7*

1992 (12/12)—@Buffalo 27, Denver 17

1994 (9/26)—@Buffalo 27, Denver 20

1995 (9/3)—@Denver 22, Buffalo 7

1997 (10/26)—Denver 23, @Buffalo 20 (OT)

2002 (9/22)—@Denver 28, Buffalo 23

2005 (12/17)—Denver 28, @Buffalo 17

2007 (9/9)—Denver 15, @Buffalo 14

2008 (12/21)—Buffalo 30, @Denver 23

2011 (12/24)—@Buffalo 40, Denver 10

RS Pts.—DEN 767, BUF 838

PS Pts.—DEN 7, BUF 10

***AFC Championship Game**

CAROLINA PANTHERS

Reg. Season: (2-1-0 / .667)

Home (2-0) / Away (0-1)



1997 (11/9)—@Denver 34, Carolina 0
2004 (10/10)—@Denver 20, Carolina 17
2008 (12/14)—@Carolina 30, Denver 10
RS Pts.—DEN 64, CAR 47

CHICAGO BEARS

Reg. Season: (7-7-0 / .500)

Home (5-3) / Away (2-4)



1971 (12/5)—@Denver 6, Chicago 3
1973 (9/30)—Chicago 33, @Denver 14
1976 (12/12)—Denver 28, @Chicago 14
1978 (10/16)—@Denver 16, Chicago 7
1981 (12/20)—@Chicago 35, Denver 24
1983 (10/2)—@Chicago 31, Denver 14
1984 (9/9)—@Chicago 27, Denver 0
1987 (11/16)—@Denver 31, Chicago 29
1990 (11/18)—Chicago 16, @Denver 13 (OT)
1993 (12/18)—Denver 13, @Chicago 3
1996 (11/10)—@Denver 17, Chicago 12
2003 (11/23)—Chicago 19, @Denver 10
2007 (11/25)—@Chicago 37, Denver 34 (OT)
2011 (12/11)—@Denver 13, Chicago 10 (OT)
RS Pts.—DEN 233, CHI 276

CINCINNATI BENGALS

Reg. Season: (18-8-0 / .692)

Home (12-2) / Away (6-6)



1968 (9/15)—@Cincinnati 24, Denver 10
1968 (10/6)—@Denver 10, Cincinnati 7
1969 (10/19)—Denver 30, @Cincinnati 23
1969 (12/14)—@Denver 27, Cincinnati 16
1971 (11/14)—Cincinnati 24, @Denver 10
1972 (10/8)—@Cincinnati 21, Denver 10
1973 (9/16)—@Denver 28, Cincinnati 10
1975 (11/9)—Cincinnati 17, @Denver 16
1976 (9/12)—@Cincinnati 17, Denver 7
1977 (10/23)—Denver 24, @Cincinnati 13
1979 (9/2)—@Denver 10, Cincinnati 0
1981 (11/22)—@Cincinnati 38, Denver 21
1983 (10/16)—@Denver 24, Cincinnati 17
1984 (9/2)—@Denver 20, Cincinnati 17
1986 (11/30)—@Denver 34, Cincinnati 28
1991 (9/1)—@Denver 45, Cincinnati 14
1994 (11/27)—@Denver 15, Cincinnati 13
1996 (9/29)—Denver 14, @Cincinnati 10
1997 (9/21)—@Denver 38, Cincinnati 20
1998 (11/1)—Denver 33, @Cincinnati 26
2000 (10/22)—@Cincinnati 31, Denver 21
2003 (9/7)—Denver 30, @Cincinnati 10
2004 (10/25)—@Cincinnati 23, Denver 10
2006 (12/24)—@Denver 24, Cincinnati 23
2009 (9/13)—Denver 12, @Cincinnati 7
2011 (9/18)—@Denver 57, Cincinnati 22
RS Pts.—DEN 547, CIN 471

CLEVELAND BROWNS

Reg. Season: (18-5-0 / .783)

Home (9-3) / Away (9-2)

Postseason: (3-0 / 1.000)

Home (2-0) / Away (1-0) / S.B. (0-0)



1970 (12/20)—Cleveland 27, @Denver 13
1971 (10/24)—Denver 27, @Cleveland 0
1972 (10/29)—Cleveland 27, @Denver 20
1974 (10/27)—@Cleveland 23, Denver 21
1975 (10/19)—@Denver 16, Cleveland 15
1976 (9/26)—@Denver 44, Cleveland 13
1978 (11/12)—Denver 19, @Cleveland 7
1980 (10/5)—Denver 19, @Cleveland 16
1981 (11/1)—@Denver 23, Cleveland 20 (OT)

1983 (12/4)—@Denver 27, Cleveland 6

1984 (9/16)—Denver 24, @Cleveland 14

1986 (1/11)—Denver 23, @Cleveland 20 (OT)*

1987 (1/17)—@Denver 38, Cleveland 33*

1988 (11/13)—@Denver 30, Cleveland 7

1989 (10/1)—@Cleveland 16, Denver 13

1989 (1/14)—@Denver 37, Cleveland 21*

1990 (10/8)—Cleveland 30, @Denver 29

1991 (12/8)—Denver 17, @Cleveland 14

1992 (9/27)—Denver 12, @Cleveland 0

1993 (11/7)—Denver 29, @Cleveland 14

1994 (10/30)—@Denver 26, Cleveland 14

2000 (10/15)—@Denver 44, Cleveland 10

2003 (12/14)—@Denver 23, Cleveland 20 (OT)

2006 (10/22)—Denver 17, @Cleveland 7

2008 (11/6)—Denver 34, @Cleveland 30

2009 (9/20)—@Denver 27, Cleveland 6

RS Pts.—DEN 554, CLE 329

PS Pts.—DEN 98, CLE 74

***AFC Championship Game**

DALLAS COWBOYS

Reg. Season: (6-4-0 / .600)

Home (4-2) / Away (2-2)

Postseason: (0-1 / .000)

Home (0-0) / Away (0-0) / S.B. (0-1)



1973 (12/2)—Dallas 22, @Denver 10
1977 (12/18)—@Dallas 14, Denver 6
1977 (1/15)—Dallas 27, Denver 10*
1980 (9/14)—@Denver 41, Dallas 20
1986 (10/5)—@Denver 29, Dallas 14
1992 (12/6)—Dallas 31, @Denver 27
1995 (9/10)—@Dallas 31, Denver 21
1998 (9/13)—@Denver 42, Dallas 23
2001 (11/22)—Denver 26, @Dallas 24
2005 (11/24)—Denver 24, @Dallas 21 (OT)
2009 (10/4)—@Denver 17, Dallas 10
RS Pts.—DEN 243, DAL 210
PS Pts.—DEN 10, DAL 27
***Super Bowl XII in New Orleans**

DETROIT LIONS

Reg. Season: (6-5-0 / .545)

Home (3-2) / Away (3-3)



1971 (11/7)—Detroit 24, @Denver 20
1974 (11/28)—Denver 31, @Detroit 27
1978 (11/23)—@Detroit 17, Denver 14
1981 (10/11)—@Denver 27, Detroit 21
1984 (10/7)—Denver 28, @Detroit 7
1987 (11/1)—@Denver 34, Detroit 0
1990 (11/22)—@Detroit 40, Denver 27
1999 (12/25)—Denver 17, @Detroit 7
2003 (9/28)—@Denver 20, Detroit 16
2007 (11/4)—@Detroit 44, Denver 7
2011 (10/30)—Detroit 45, @Denver 10
RS Pts.—DEN 235, DET 248

GREEN BAY PACKERS

Reg. Season: (5-6-1 / .458)

Home (5-1) / Away (0-5-1)

Postseason: (1-0 / 1.000)

Home (0-0) / Away (0-0) / S.B. (1-0)



1971 (9/26)—@Green Bay 34, Denver 13 (Milw.)
1975 (9/29)—@Denver 23, Green Bay 13
1978 (11/19)—@Denver 16, Green Bay 3
1984 (10/15)—@Denver 17, Green Bay 14
1987 (9/20)—@Green Bay 17, Denver 17 (Milw.) (T)
1990 (12/30)—@Denver 22, Green Bay 13
1993 (10/10)—@Green Bay 30, Denver 27
1996 (12/8)—@Green Bay 41, Denver 6
1997 (1/25)—Denver 31, Green Bay 24*
1999 (10/17)—@Denver 31, Green Bay 10
2003 (12/28)—@Green Bay 31, Denver 3
2007 (10/29)—Green Bay 19, @Denver 13 (OT)
2011 (10/2)—@Green Bay 49, Denver 23
RS Pts.—DEN 211, GB 274
PS Pts.—DEN 31, GB 24
***Super Bowl XXXII in San Diego**

HOUSTON TEXANS

Reg. Season: (2-1-0 / .667)

Home (2-0) / Away (0-1)



2004 (11/7)—@Denver 31, Houston 13
2007 (12/13)—@Houston 31, Denver 13
2010 (12/26)—@Denver 24, Houston 23
RS Pts.—DEN 68, HOU 67

INDIANAPOLIS COLTS

Reg. Season: (11-8-0 / .579)

Home (6-3) / Away (5-5)

Postseason: (0-2 / .000)

Home (0-0) / Away (0-2) / S.B. (0-0)

1974 (11/10)—Denver 17, @Baltimore 6
1977 (11/27)—@Denver 27, Baltimore 13
1978 (10/22)—@Baltimore 7, Denver 6
1981 (9/20)—@Denver 28, Baltimore 10
1983 (9/11)—Denver 17, @Baltimore 10
1983 (12/11)—@Denver 21, Baltimore 19
1985 (10/13)—Denver 15, @Indianapolis 10
1988 (10/31)—@Indianapolis 55, Denver 23
1989 (10/15)—@Denver 14, Indianapolis 3
1990 (10/21)—Denver 27, @Indianapolis 17
1993 (10/3)—@Denver 35, Indianapolis 13
2001 (1/6)—@Indianapolis 29, Denver 10
2002 (11/24)—Indianapolis 23, @Denver 20 (OT)
2003 (12/21)—Denver 31, @Indianapolis 17
2003 (1/4)—@Indianapolis 41, Denver 10*
2004 (1/2)—@Denver 33, Indianapolis 14
2004 (1/9)—@Indianapolis 49, Denver 24*
2006 (10/29)—Indianapolis 34, @Denver 31
2007 (9/30)—@Indianapolis 38, Denver 20
2009 (12/13)—@Indianapolis 28, Denver 16
2010 (9/26)—Indianapolis 27, @Denver 13

RS Pts.—DEN 404, IND 373

PS Pts.—DEN 34, IND 90

*AFC Wild Card Playoff Game

Franchise in Baltimore before 1984

JACKSONVILLE JAGUARS

Reg. Season: (3-5-0 / .375)

Home (2-2) / Away (1-3)

Postseason: (1-1 / .500)

Home (1-1) / Away (0-0) / S.B. (0-0)

1995 (12/3)—@Denver 31, Jacksonville 23
1996 (1/4)—Jacksonville 30, @Denver 27*
1997 (12/27)—@Denver 42, Jacksonville 17**
1998 (10/25)—@Denver 37, Jacksonville 24
1999 (12/13)—@Jacksonville 27, Denver 24
2004 (9/19)—@Jacksonville 7, Denver 6
2005 (10/2)—Denver 20, @Jacksonville 7
2007 (9/23)—Jacksonville 23, @Denver 14
2008 (10/12)—Jacksonville 24, @Denver 17
2010 (9/12)—@Jacksonville 24, Denver 17

RS Pts.—DEN 166, JAC 159

PS Pts.—DEN 69, JAC 47

*AFC Divisional Playoff Game

**AFC Wild Card Playoff Game

KANSAS CITY CHIEFS

Reg. Season: (47-56-0 / .456)

Home (32-20) / Away (15-36)

Postseason: (1-0 / 1.000)

Home (0-0) / Away (1-0) / S.B. (0-0)

1960 (10/30)—Dallas 17, @Denver 14
1960 (11/13)—@Dallas 34, Denver 7
1961 (10/8)—Dallas 19, @Denver 12
1961 (12/10)—@Dallas 49, Denver 21
1962 (11/18)—Dallas 24, @Denver 3
1962 (12/9)—@Dallas 17, Denver 10
1963 (9/7)—Kansas City 59, @Denver 7
1963 (12/8)—@Kansas City 52, Denver 21
1964 (10/11)—@Denver 33, Kansas City 27
1964 (11/1)—@Kansas City 49, Denver 39
1965 (10/10)—Kansas City 31, @Denver 23
1965 (12/19)—@Kansas City 45, Denver 35
1966 (10/8)—@Kansas City 37, Denver 10
1966 (10/23)—Kansas City 56, @Denver 10
1967 (10/29)—@Kansas City 52, Denver 9
1967 (12/17)—Kansas City 38, @Denver 24
1968 (9/22)—@Kansas City 34, Denver 2
1968 (12/14)—Kansas City 30, @Denver 7
1969 (10/5)—Kansas City 26, @Denver 13
1969 (11/27)—@Kansas City 31, Denver 17
1970 (10/4)—@Denver 26, Kansas City 13
1970 (12/6)—@Kansas City 16, Denver 0
1971 (10/3)—Kansas City 16, @Denver 3
1971 (11/21)—@Kansas City 28, Denver 10
1972 (10/1)—Kansas City 45, @Denver 24
1972 (12/3)—@Kansas City 24, Denver 21
1973 (10/7)—@Kansas City 16, Denver 14
1973 (11/25)—@Denver 14, Kansas City 10
1974 (10/6)—Denver 17, @Kansas City 14
1974 (11/18)—Kansas City 42, @Denver 34
1975 (9/21)—@Denver 37, Kansas City 33
1975 (10/26)—@Kansas City 26, Denver 13
1976 (10/24)—Denver 35, @Kansas City 26
1976 (12/5)—@Denver 17, Kansas City 16
1977 (10/9)—@Denver 23, Kansas City 7
1977 (11/20)—Denver 14, @Kansas City 7
1978 (9/24)—Denver 23, @Kansas City 17 (OT)

1978 (12/10)—@Denver 24, Kansas City 3
1979 (10/14)—Denver 24, @Kansas City 10
1979 (10/28)—@Denver 20, Kansas City 3
1980 (10/19)—Kansas City 23, @Denver 17
1980 (12/7)—@Kansas City 31, Denver 14
1981 (10/18)—@Kansas City 28, Denver 14
1981 (12/6)—@Denver 16, Kansas City 13
1982 (12/19)—Kansas City 37, @Denver 16
1983 (10/30)—@Denver 27, Kansas City 24
1983 (12/18)—@Kansas City 48, Denver 17
1984 (9/23)—@Denver 21, Kansas City 0
1984 (12/2)—@Kansas City 16, Denver 13
1985 (10/27)—Denver 30, @Kansas City 10
1985 (12/14)—@Denver 14, Kansas City 13
1986 (11/16)—@Denver 38, Kansas City 17
1986 (12/7)—@Kansas City 37, Denver 10
1987 (10/18)—Denver 26, @Kansas City 17
1987 (12/19)—@Denver 20, Kansas City 17
1988 (9/18)—@Kansas City 20, Denver 13
1988 (11/6)—@Denver 17, Kansas City 11
1989 (9/10)—@Denver 34, Kansas City 20
1989 (11/12)—Denver 16, @Kansas City 13
1990 (9/17)—@Denver 24, Kansas City 23
1990 (12/9)—@Kansas City 31, Denver 20
1991 (10/20)—@Denver 19, Kansas City 16
1991 (11/17)—Denver 24, @Kansas City 20
1992 (10/4)—@Denver 20, Kansas City 19
1992 (12/27)—@Kansas City 42, Denver 20
1993 (9/20)—@Kansas City 15, Denver 7
1993 (12/12)—@Denver 27, Kansas City 21
1994 (10/17)—Kansas City 31, @Denver 28
1994 (12/4)—Denver 20, @Kansas City 17 (OT)
1995 (10/22)—Kansas City 21, @Denver 7
1995 (12/17)—@Kansas City 20, Denver 17
1996 (9/22)—@Kansas City 17, Denver 14
1996 (10/27)—@Denver 34, Kansas City 7
1997 (8/31)—@Denver 19, Kansas City 3
1997 (11/16)—@Kansas City 24, Denver 22
1997 (1/4)—Denver 14, @Kansas City 10*
1998 (11/16)—Denver 30, @Kansas City 7
1998 (12/6)—@Denver 35, Kansas City 31
1999 (9/19)—@Kansas City 26, Denver 10
1999 (12/5)—Kansas City 16, @Denver 10
2000 (9/24)—Kansas City 23, @Denver 22
2000 (12/17)—@Kansas City 20, Denver 7
2001 (10/7)—@Denver 20, Kansas City 6
2001 (12/16)—@Kansas City 26, Denver 23 (OT)
2002 (10/20)—Denver 37, @Kansas City 34 (OT)
2002 (12/15)—@Denver 31, Kansas City 24
2003 (10/5)—@Kansas City 24, Denver 23
2003 (12/7)—@Denver 45, Kansas City 27
2004 (9/12)—@Denver 34, Kansas City 24
2004 (12/19)—@Kansas City 45, Denver 17
2005 (9/26)—@Denver 30, Kansas City 10
2005 (12/4)—@Kansas City 31, Denver 27
2006 (9/17)—@Denver 9, Kansas City 6 (OT)
2006 (11/23)—@Kansas City 19, Denver 10
2007 (11/11)—Denver 27, @Kansas City 11
2007 (12/9)—@Denver 41, Kansas City 7
2008 (9/28)—@Kansas City 33, Denver 19
2008 (12/7)—@Denver 24, Kansas City 17
2009 (12/6)—Denver 44, @Kansas City 13
2009 (1/3)—Kansas City 44, @Denver 24
2010 (11/14)—@Denver 49, Kansas City 29
2010 (12/5)—@Kansas City 10, Denver 6
2011 (11/13)—Denver 17, @Kansas City 10
2011 (1/1)—Kansas City 7, @Denver 3
RS Pts.—DEN 2,079, KC 2,401
PS Pts.—DEN 14, KC 10
*AFC Divisional Playoff Game
Franchise in Dallas before 1963 and known as the Texans

MIAMI DOLPHINS

Reg. Season: (4-11-1 / .281)

Home (3-4-1) / Away (1-7)

Postseason: (1-0 / 1.000)

Home (1-0) / Away (0-0) / S.B. (0-0)

1966 (10/16)—@Miami 24, Denver 7
1966 (12/4)—@Denver 17, Miami 7
1967 (9/17)—@Miami 35, Denver 21
1968 (10/27)—@Denver 21, Miami 14
1969 (12/7)—@Miami 27, Denver 24
1971 (9/19)—@Denver 10, Miami 10 (T)
1975 (12/20)—@Miami 14, Denver 13
1985 (9/29)—Miami 30, @Denver 26
1998 (12/21)—@Miami 31, Denver 21
1998 (1/9)—@Denver 38, Miami 3*
1999 (9/13)—Miami 38, @Denver 21
2001 (12/2)—@Miami 21, Denver 10
2002 (10/13)—Miami 24, @Denver 22
2004 (12/12)—@Denver 20, Miami 17
2005 (9/11)—@Miami 34, Denver 10

2008 (11/2)—Miami 26, @Denver 17
2011 (10/23)—Denver 18, @Miami 15 (OT)
RS Pts.—DEN 278, MIA 367
PS Pts.—DEN 38, MIA 3

*AFC Divisional Playoff Game

MINNESOTA VIKINGS

Reg. Season: (6-7-0 / .462)

Home (3-3) / Away (2-4)

1972 (10/15)—Minnesota 23, @Denver 20
1978 (9/11)—@Minnesota 12, Denver 9 (OT)
1981 (11/2)—@Denver 19, Minnesota 17
1984 (11/18)—@Denver 42, Minnesota 21
1987 (10/26)—@Minnesota 34, Denver 27
1990 (11/4)—@Minnesota 27, Denver 22
1991 (9/29)—Denver 13, @Minnesota 6
1993 (11/14)—Minnesota 26, @Denver 23
1996 (11/24)—Denver 21, @Minnesota 17
1999 (10/31)—Minnesota 23, @Denver 20
2003 (10/19)—@Minnesota 28, Denver 20
2007 (12/30)—@Denver 22, Minnesota 19 (OT)
2011 (12/4)—Denver 35, @Minnesota 32
RS Pts.—DEN 293, MIN 285

NEW ENGLAND PATRIOTS

Reg. Season: (25-17-0 / .595)

Home (16-9) / Away (9-8)

Postseason: (2-1 / .667)

Home (2-0) / Away (0-1) / S.B. (0-0)

1960 (9/9)—Denver 13, @Boston 10
1960 (10/23)—@Denver 31, Boston 24
1961 (9/16)—@Boston 45, Denver 17
1961 (12/3)—Boston 28, @Denver 24
1962 (9/21)—@Boston 41, Denver 16
1962 (11/11)—Boston 33, @Denver 29
1963 (9/29)—@Denver 14, Boston 10
1963 (10/18)—@Boston 40, Denver 21
1964 (10/4)—Boston 39, @Denver 10
1964 (11/20)—@Boston 12, Denver 7
1965 (9/24)—Denver 27, @Boston 10
1965 (12/12)—Boston 28, @Denver 20
1966 (9/18)—Boston 24, @Denver 10
1966 (11/6)—Denver 17, @Boston 10
1967 (9/3)—@Denver 26, Boston 21
1968 (9/29)—Boston 20, @Denver 17
1968 (11/3)—Denver 35, @Boston 14
1969 (9/14)—@Denver 35, Boston 7
1972 (12/17)—@Denver 45, New England 21
1976 (11/28)—@New England 38, Denver 14
1979 (11/11)—@Denver 45, New England 10
1980 (9/29)—@New England 23, Denver 14
1984 (11/4)—@Denver 26, New England 19
1986 (9/28)—@Denver 27, New England 20
1986 (1/4)—@Denver 22, New England 17*
1987 (12/6)—@Denver 31, New England 20
1988 (12/17)—@Denver 21, New England 10
1991 (10/27)—Denver 9, @New England 6
1991 (12/1)—@Denver 20, New England 3
1995 (10/8)—Denver 37, @New England 3
1996 (11/17)—Denver 34, @New England 8
1997 (10/6)—@Denver 34, New England 13
1998 (9/7)—@Denver 27, New England 21
1999 (10/24)—@New England 24, Denver 23
2000 (10/1)—New England 28, @Denver 19
2001 (10/28)—@Denver 31, New England 20
2002 (10/27)—Denver 24, @New England 16
2003 (11/3)—New England 30, @Denver 26
2005 (10/16)—@Denver 28, New England 20
2005 (1/14)—@Denver 27, New England 13*
2006 (9/24)—Denver 17, @New England 7
2008 (10/20)—@New England 42, Denver 7
2009 (10/11)—@Denver 20, New England 17 (OT)
2011 (12/18)—New England 41, @Denver 23
2011 (1/14)—@New England 45, Denver 10*
RS Pts.—DEN 971, NE 875
PS Pts.—DEN 59, NE 75
*AFC Divisional Playoff Game
Franchise in Boston before 1971

NEW ORLEANS SAINTS

Reg. Season: (7-2-0 / .778)

Home (4-1) / Away (3-1)

1970 (11/22)—Denver 31, @New Orleans 6
1974 (10/13)—@Denver 33, New Orleans 17
1979 (11/4)—@Denver 10, New Orleans 3
1985 (9/15)—@Denver 34, New Orleans 23
1988 (11/20)—@New Orleans 42, Denver 0
1994 (12/24)—New Orleans 30, @Denver 28
2000 (12/3)—Denver 38, @New Orleans 23
2004 (11/21)—Denver 34, @New Orleans 13
2008 (9/21)—@Denver 34, New Orleans 32
RS Pts.—DEN 242, NO 189

NEW YORK GIANTS

Reg. Season: (5-5-0 / .500)

Home (4-1) / Away (1-4)

Postseason: (0-1 / .000)

Home (0-0) / Away (0-0) / S.B. (0-1)

1972 (11/5)—@New York 29, Denver 17
1976 (11/21)—@Denver 14, New York 13
1980 (10/26)—Denver 14, @New York 9
1986 (11/23)—@New York 19, Denver 16
1986 (1/25)—New York 39, Denver 20*
1989 (12/10)—New York 14, @Denver 7
1992 (11/15)—@Denver 27, New York 13
1998 (12/13)—@New York 20, Denver 16
2001 (9/10)—@Denver 31, New York 20
2005 (10/23)—@New York 24, Denver 23
2009 (11/26)—@Denver 26, New York 6

RS Pts.—DEN 191, NYG 167

PS Pts.—DEN 20, NYG 39

*Super Bowl XXI in Pasadena, Calif.

NEW YORK JETS

Reg. Season: (17-15-1 / .530)

Home (10-8) / Away (7-7-1)

Postseason: (1-0 / 1.000)

Home (1-0) / Away (0-0) / S.B. (0-0)

1960 (9/23)—@New York 28, Denver 24
1960 (12/4)—New York 30, @Denver 27
1961 (9/24)—@New York 35, Denver 28
1961 (10/22)—@Denver 27, New York 10
1962 (9/30)—Denver 32, @New York 10
1962 (11/22)—New York 46, @Denver 45
1963 (10/26)—Denver 35, @New York 35 (T)
1963 (11/17)—New York 14, @Denver 9
1964 (9/12)—@New York 30, Denver 6
1964 (11/15)—@Denver 20, New York 16
1965 (10/3)—@Denver 16, New York 13
1965 (10/31)—@New York 45, Denver 10
1966 (9/25)—New York 16, @Denver 7
1967 (9/24)—New York 38, @Denver 24
1967 (12/3)—Denver 33, @New York 24
1968 (10/13)—Denver 21, @New York 13
1969 (9/21)—@Denver 21, New York 19
1973 (10/28)—Denver 40, @New York 28
1976 (9/19)—@Denver 46, New York 3
1978 (11/5)—New York 31, @Denver 28
1980 (11/16)—@Denver 31, New York 24
1986 (10/20)—@New York 22, Denver 10
1992 (11/8)—@Denver 27, New York 16
1993 (9/5)—Denver 26, @New York 20
1994 (9/11)—@New York 25, Denver 22 (OT)
1996 (9/1)—@Denver 31, New York 6
1998 (1/17)—@Denver 23, New York 10*
1999 (10/3)—@New York 21, @Denver 13
2000 (11/5)—Denver 30, @New York 23
2002 (12/8)—@New York 19, Denver 13
2005 (11/20)—@Denver 27, New York 0
2008 (11/30)—Denver 34, @New York 17
2010 (10/17)—New York 24, @Denver 20
2011 (11/17)—@Denver 17, New York 13

RS Pts.—DEN 800, NYJ 714

PS Pts.—DEN 23, NYJ 10

*AFC Championship Game

Franchise known as Titans before 1963

OAKLAND RAIDERS

Reg. Season: (42-59-2 / .417)

Home (21-28-2) / Away (21-31)

Postseason: (1-1 / .500)

Home (1-0) / Away (0-1) / S.B. (0-0)

1960 (10/2)—@Denver 31, Oakland 14
1960 (12/17)—@Oakland 48, Denver 10
1961 (10/1)—@Oakland 33, Denver 19
1961 (10/15)—@Denver 27, Oakland 24
1962 (10/5)—@Denver 44, Oakland 7
1962 (10/14)—Denver 23, @Oakland 6
1963 (11/28)—Oakland 26, @Denver 10
1963 (12/15)—@Oakland 35, Denver 31
1964 (10/25)—@Oakland 40, Denver 7
1964 (11/29)—@Denver 20, Oakland 20 (T)
1965 (11/21)—Oakland 28, @Denver 20
1965 (12/5)—@Oakland 24, Denver 13
1966 (11/20)—Oakland 17, @Denver 3
1966 (12/11)—@Oakland 28, Denver 10
1967 (9/10)—@Oakland 51, Denver 0
1967 (11/5)—Oakland 21, @Denver 17
1968 (11/10)—Oakland 43, @Denver 7
1968 (12/8)—@Oakland 33, Denver 27
1969 (10/12)—Oakland 24, @Denver 14
1969 (11/9)—@Oakland 41, Denver 10
1970 (10/11)—@Oakland 35, Denver 23

1970 (11/15)—Oakland 24, @Denver 19
1971 (10/10)—Oakland 27, @Denver 16
1971 (12/19)—@Oakland 21, Denver 13
1972 (10/22)—Denver 30, @Oakland 23
1972 (11/19)—Oakland 37, @Denver 20
1973 (10/22)—@Denver 23, Oakland 23 (T)
1973 (12/16)—@Oakland 21, Denver 17
1974 (11/3)—Oakland 28, @Denver 17
1974 (11/24)—Denver 20, @Oakland 17
1975 (11/2)—Oakland 42, @Denver 17
1975 (12/8)—@Oakland 17, Denver 10
1976 (10/17)—Oakland 17, @Denver 10
1976 (10/31)—Oakland 19, Denver 6
1977 (10/16)—Denver 30, @Oakland 7
1977 (10/30)—Oakland 24, @Denver 14
1977 (1/1)—@Denver 20, Oakland 17*
1978 (9/3)—@Denver 14, Oakland 6
1978 (12/3)—Denver 21, @Oakland 6
1979 (9/30)—@Oakland 27, Denver 3
1979 (11/25)—Oakland 14, @Denver 10
1980 (12/1)—@Oakland 9, Denver 3
1980 (12/14)—Oakland 24, @Denver 21
1981 (9/6)—@Denver 9, Oakland 7
1981 (10/4)—Denver 17, @Oakland 0
1982 (12/26)—@Los Angeles 27, Denver 10
1983 (9/25)—Los Angeles 22, @Denver 7
1983 (11/13)—@Los Angeles 22, Denver 20
1984 (9/30)—@Denver 16, Los Angeles 13
1984 (10/28)—Denver 22, @Los Angeles 19 (OT)
1985 (11/24)—@Los Angeles 31, Denver 28 (OT)
1985 (12/8)—Los Angeles 17, @Denver 14 (OT)
1986 (9/7)—@Denver 38, Los Angeles 36
1986 (11/2)—Denver 21, @Los Angeles 10
1987 (10/12)—@Denver 30, Los Angeles 14
1987 (11/22)—Denver 23, @Los Angeles 17
1988 (9/26)—Los Angeles 30, @Denver 27 (OT)
1988 (12/4)—@Los Angeles 21, Denver 20
1989 (9/24)—@Denver 31, Los Angeles 21
1989 (12/3)—@Los Angeles 16, Denver 13 (OT)
1990 (9/9)—@Los Angeles 14, Denver 9
1990 (12/2)—Los Angeles 23, @Denver 20
1991 (9/8)—@Los Angeles 16, Denver 13
1991 (11/10)—Los Angeles 17, @Denver 16
1992 (9/6)—@Denver 17, Los Angeles 13
1992 (11/22)—@Los Angeles 24, Denver 0
1993 (10/18)—Los Angeles 23, @Denver 20
1993 (1/2)—@Los Angeles 33, Denver 30 (OT)
1993 (1/9)—@Los Angeles 42, Denver 24**
1994 (9/18)—Los Angeles 48, @Denver 16
1994 (12/11)—@Los Angeles 23, Denver 13
1995 (10/16)—@Denver 27, Oakland 0
1995 (12/24)—Denver 31, @Oakland 28
1996 (11/4)—Denver 22, @Oakland 21
1996 (12/15)—@Denver 24, Oakland 19
1997 (10/19)—@Oakland 28, Denver 25
1997 (11/24)—@Denver 31, Oakland 3
1998 (9/20)—Denver 34, @Oakland 17
1998 (11/22)—@Denver 40, Oakland 14
1999 (10/10)—Denver 16, @Oakland 13
1999 (11/22)—@Denver 27, Oakland 21 (OT)
2000 (9/17)—Denver 33, @Oakland 24
2000 (11/13)—@Denver 27, Oakland 24
2001 (11/5)—@Oakland 38, Denver 28
2001 (12/30)—@Denver 23, Oakland 17
2002 (11/11)—Oakland 34, @Denver 10
2002 (12/22)—@Oakland 28, Denver 16
2003 (9/22)—@Denver 31, Oakland 10
2003 (11/30)—Denver 22, @Oakland 8
2004 (10/17)—Denver 31, @Oakland 3
2004 (11/28)—Oakland 25, @Denver 24
2005 (11/13)—Denver 31, @Oakland 17
2005 (12/24)—@Denver 22, Oakland 3
2006 (10/15)—@Denver 13, Oakland 3
2006 (11/12)—Denver 17, @Oakland 13
2007 (9/16)—@Denver 23, Oakland 20 (OT)
2007 (12/2)—@Oakland 34, Denver 20
2008 (9/8)—Denver 41, @Oakland 14
2008 (11/23)—Oakland 31, @Denver 10
2009 (9/27)—Denver 23, @Oakland 3
2009 (12/20)—Oakland 20, @Denver 19
2010 (10/24)—Oakland 59, @Denver 14
2010 (12/19)—@Oakland 39, Denver 23
2011 (9/12)—Oakland 23, @Denver 20
2011 (11/6)—Denver 38, @Oakland 24

RS Pts.—DEN 2,036, OAK 2,266

PS Pts.—DEN 44, OAK 59

*AFC Championship Game

**AFC Wild Card Playoff Game

Franchise in Los Angeles from 1982-94

PHILADELPHIA EAGLES

Reg. Season: (4-7-0 / .364)

Home (3-2) / Away (1-5)

1971 (10/31)—@Philadelphia 17, Denver 16
1975 (12/14)—@Denver 25, Philadelphia 10
1980 (9/7)—@Philadelphia 27, Denver 6
1983 (9/18)—Philadelphia 13, @Denver 10
1986 (9/21)—Denver 33, @Philadelphia 7
1989 (10/29)—Philadelphia 28, @Denver 24
1992 (9/20)—@Philadelphia 30, Denver 0
1995 (11/12)—@Philadelphia 31, Denver 13
1998 (10/4)—@Denver 41, Philadelphia 16
2005 (10/30)—@Denver 49, Philadelphia 21
2009 (12/27)—@Philadelphia 30, Denver 27
RS Pts.—DEN 244, PHI 230

PITTSBURGH STEELERS

Reg. Season: (13-7-1 / .643)

Home (7-3-1) / Away (6-4)

Postseason: (4-3 / .571)

Home (3-2) / Away (1-1) / S.B. (0-0)

1970 (9/27)—@Denver 16, Pittsburgh 13
1971 (11/28)—Denver 22, @Pittsburgh 10
1973 (11/18)—Denver 23, @Pittsburgh 13
1974 (9/22)—@Denver 35, Pittsburgh 35 (T)
1975 (10/12)—@Pittsburgh 20, Denver 9
1977 (11/6)—@Denver 21, Pittsburgh 7
1977 (12/24)—@Denver 34, Pittsburgh 21***
1978 (12/16)—Pittsburgh 21, @Denver 17
1978 (12/30)—@Pittsburgh 33, Denver 10***
1979 (10/22)—@Pittsburgh 42, Denver 7
1983 (9/4)—Denver 14, @Pittsburgh 10
1984 (12/30)—Pittsburgh 24, @Denver 17***
1985 (12/1)—Denver 31, @Pittsburgh 23
1986 (9/15)—Denver 21, @Pittsburgh 10
1988 (10/23)—@Pittsburgh 39, Denver 21
1989 (11/5)—@Denver 34, Pittsburgh 7
1989 (1/7)—@Denver 24, Pittsburgh 23***
1990 (10/14)—Pittsburgh 34, @Denver 17
1991 (11/3)—@Denver 20, Pittsburgh 13
1993 (11/21)—@Denver 37, Pittsburgh 13
1997 (12/7)—@Pittsburgh 35, Denver 24
1997 (1/11)—Denver 24, @Pittsburgh 21***
2003 (10/12)—@Denver 17, Pittsburgh 14
2005 (1/22)—Pittsburgh 34, @Denver 17***
2006 (11/5)—Denver 31, @Pittsburgh 20
2007 (10/21)—@Denver 31, Pittsburgh 28
2009 (11/9)—Pittsburgh 28, @Denver 10
2011 (1/8)—@Denver 29, Pittsburgh 23 (OT)*
RS Pts.—DEN 458, PIT 435
PS Pts.—DEN 155, PIT 179
*AFC Wild Card Playoff Game
**AFC Divisional Playoff Game
***AFC Championship Game

ST. LOUIS RAMS

Reg. Season: (5-7-0 / .417)

Home (3-3) / Away (2-4)

1972 (11/12)—Denver 16, @Los Angeles 10
1974 (9/15)—Los Angeles 17, @Denver 10
1979 (9/6)—Los Angeles 13, @Denver 9
1982 (12/12)—Denver 27, @Los Angeles 24
1985 (9/8)—@Los Angeles 20, Denver 16
1988 (11/27)—@Denver 35, Los Angeles 24
1994 (11/6)—@Los Angeles 27, Denver 21
1997 (9/14)—@Denver 35, St. Louis 14
2000 (9/4)—@St. Louis 41, Denver 36
2002 (9/8)—@Denver 23, St. Louis 16
2006 (9/10)—@St. Louis 18, Denver 10
2010 (11/28)—St. Louis 36, @Denver 33
RS Pts.—DEN 271, STL 260
Franchise in Los Angeles before 1995

SAN DIEGO CHARGERS

Reg. Season: (55-48-1 / .534)

Home (35-16-1) / Away (20-32)

1960 (10/16)—Los Angeles 23, @Denver 19
1960 (12/10)—@Los Angeles 41, Denver 33
1961 (10/29)—@San Diego 37, Denver 0
1961 (11/12)—San Diego 19, @Denver 16
1962 (9/7)—@Denver 30, San Diego 21
1962 (11/4)—Denver 23, @San Diego 20
1963 (10/6)—@Denver 50, San Diego 34
1963 (12/22)—@San Diego 58, Denver 20
1964 (10/18)—@San Diego 42, Denver 14
1964 (11/8)—San Diego 31, @Denver 20
1965 (9/11)—@San Diego 34, Denver 31
1965 (11/7)—San Diego 35, @Denver 21
1966 (10/30)—@San Diego 24, Denver 17
1966 (11/27)—@Denver 20, San Diego 17

1967 (10/22)—San Diego 38, @Denver 21
 1967 (11/23)—@San Diego 24, Denver 20
 1968 (10/20)—@San Diego 55, Denver 24
 1968 (12/1)—San Diego 47, @Denver 23
 1969 (11/2)—@Denver 13, San Diego 0
 1969 (11/23)—@San Diego 45, Denver 24
 1970 (11/8)—@San Diego 24, Denver 21
 1970 (12/13)—@Denver 17, San Diego 17 (T)
 1971 (10/17)—@Denver 20, San Diego 16
 1971 (12/12)—@San Diego 45, Denver 17
 1972 (9/24)—@San Diego 37, Denver 14
 1972 (12/10)—@Denver 38, San Diego 13
 1973 (11/11)—@Denver 30, San Diego 19
 1973 (12/9)—Denver 42, @San Diego 28
 1974 (10/20)—@Denver 27, San Diego 7
 1974 (12/15)—@San Diego 17, Denver 0
 1975 (11/16)—Denver 27, @San Diego 17
 1975 (11/30)—@Denver 13, San Diego 10 (OT)
 1976 (10/3)—@Denver 26, San Diego 0
 1976 (11/14)—Denver 17, @San Diego 0
 1977 (11/13)—Denver 17, @San Diego 14
 1977 (12/11)—@Denver 17, San Diego 9
 1978 (9/17)—@Denver 27, San Diego 14
 1978 (10/8)—@San Diego 23, Denver 0
 1979 (10/7)—@Denver 7, San Diego 0
 1979 (12/17)—@San Diego 17, Denver 7
 1980 (9/21)—San Diego 30, @Denver 13
 1980 (11/9)—Denver 20, @San Diego 13
 1981 (9/27)—@Denver 42, San Diego 24
 1981 (11/29)—@San Diego 34, Denver 17
 1982 (9/12)—San Diego 23, @Denver 3
 1982 (11/28)—@San Diego 30, Denver 20
 1983 (10/23)—@Denver 14, San Diego 6
 1983 (11/27)—@San Diego 31, Denver 7
 1984 (11/11)—@Denver 16, San Diego 13
 1984 (12/9)—Denver 16, @San Diego 13
 1985 (11/3)—@San Diego 30, Denver 10
 1985 (11/17)—@Denver 30, San Diego 24 (OT)
 1986 (10/12)—Denver 31, @San Diego 14
 1986 (11/9)—San Diego 9, @Denver 3
 1987 (11/29)—Denver 31, @San Diego 17
 1987 (12/27)—@Denver 24, San Diego 0
 1988 (9/11)—@Denver 34, San Diego 3
 1988 (10/2)—Denver 12, @San Diego 0
 1989 (10/8)—@Denver 16, San Diego 10
 1989 (12/24)—@San Diego 19, Denver 16
 1990 (11/11)—@San Diego 19, Denver 7
 1990 (12/16)—@Denver 20, San Diego 10
 1991 (9/22)—@Denver 27, San Diego 19
 1991 (12/22)—Denver 17, @San Diego 14
 1992 (9/13)—@Denver 21, San Diego 13
 1992 (10/25)—@San Diego 24, Denver 21
 1993 (9/12)—@Denver 34, San Diego 17
 1993 (12/5)—@San Diego 13, Denver 10
 1994 (9/4)—San Diego 37, @Denver 34
 1994 (10/23)—Denver 20, @San Diego 15
 1995 (9/24)—@San Diego 17, Denver 6
 1995 (11/19)—@Denver 30, San Diego 27
 1996 (10/6)—@Denver 28, San Diego 17
 1996 (12/22)—@San Diego 16, Denver 10
 1997 (11/30)—Denver 38, @San Diego 28
 1997 (12/21)—@Denver 38, San Diego 3
 1998 (11/8)—@Denver 27, San Diego 10
 1998 (11/29)—Denver 31, @San Diego 16
 1999 (11/7)—Denver 33, @San Diego 17
 1999 (1/2)—San Diego 12, @Denver 6
 2000 (10/8)—Denver 21, @San Diego 7
 2000 (11/19)—@Denver 38, San Diego 37
 2001 (10/21)—@San Diego 27, Denver 10
 2001 (11/11)—@Denver 26, San Diego 16
 2002 (10/6)—@Denver 26, San Diego 9
 2002 (12/1)—@San Diego 30, Denver 27 (OT)
 2003 (9/14)—Denver 37, @San Diego 13
 2003 (11/16)—@Denver 37, San Diego 8
 2004 (9/26)—@Denver 23, San Diego 13
 2004 (12/5)—@San Diego 20, Denver 17
 2005 (9/18)—@Denver 20, San Diego 17
 2005 (12/31)—Denver 23, @San Diego 7
 2006 (11/19)—San Diego 35, @Denver 27
 2006 (12/10)—@San Diego 48, Denver 20
 2007 (10/7)—San Diego 41, @Denver 3
 2007 (12/24)—@San Diego 23, Denver 3
 2008 (9/14)—@Denver 39, San Diego 38
 2008 (12/28)—@San Diego 52, Denver 21
 2009 (10/19)—Denver 34, @San Diego 23
 2009 (11/22)—San Diego 32, @Denver 3
 2010 (11/22)—@San Diego 35, Denver 14
 2010 (1/2)—San Diego 33, @Denver 28
 2011 (10/9)—San Diego 29, @Denver 24
 2011 (11/27)—Denver 16, @San Diego 13 (OT)
RS Pts.—DEN 2, 193, SD 2,265
Franchise in Los Angeles before 1961

SAN FRANCISCO 49ERS

Reg. Season: (6-6-0 / .500)

Home (3-2) / Away (3-3)

Postseason: (0-1 / .000)

Home (0-0) / Away (0-0) / S.B. (0-1)

1970 (10/25)—@San Francisco 19, Denver 14
 1973 (9/23)—San Francisco 36, @Denver 34
 1979 (11/18)—Denver 38, @San Francisco 28
 1982 (9/19)—@Denver 24, San Francisco 21
 1985 (11/11)—@Denver 17, San Francisco 16
 1988 (10/9)—Denver 16, @San Fran. 13 (OT)
1989 (1/28)—San Francisco 55, Denver 10*
 1994 (12/17)—@San Francisco 42, Denver 19
 1997 (12/15)—@San Francisco 34, Denver 17
 2000 (12/23)—@Denver 38, San Francisco 9
 2002 (9/15)—Denver 24, @San Francisco 14
 2006 (12/31)—San Fran. 26, @Denver 23 (OT)
 2010 (10/31)—@San Fran. 24, Denver 16 (London)
RS Pts.—DEN 280, SF 282
PS Pts.—DEN 10, SF 55

*Super Bowl XXIV in New Orleans

SEATTLE SEAHAWKS

Reg. Season: (34-18-0 / .654)

Home (21-5) / Away (13-13)

Postseason: (0-1 / .000)

Home (0-0) / Away (0-1) / S.B. (0-0)

1977 (10/2)—Denver 24, @Seattle 13
 1978 (10/1)—@Denver 28, Seattle 7
 1978 (10/29)—Denver 20, @Seattle 17 (OT)
 1979 (9/23)—@Denver 37, Seattle 34
 1979 (12/8)—@Seattle 28, Denver 23
 1980 (11/23)—@Denver 36, Seattle 20
 1980 (12/21)—Denver 25, @Seattle 17
 1981 (9/13)—@Seattle 13, Denver 10
 1981 (12/13)—@Denver 23, Seattle 13
 1982 (11/21)—Seattle 17, @Denver 10
 1982 (1/2)—@Seattle 13, Denver 11
 1983 (11/6)—@Seattle 27, Denver 19
 1983 (11/20)—@Denver 38, Seattle 27
1983 (12/24)—Seattle 31, Denver 7*
 1984 (11/25)—Seattle 27, @Denver 24
 1984 (12/15)—Denver 31, @Seattle 14
 1985 (10/20)—@Denver 13, Seattle 10 (OT)
 1985 (12/20)—Denver 27, @Seattle 24
 1986 (10/26)—@Denver 20, Seattle 13
 1986 (12/20)—@Seattle 41, Denver 16
 1987 (9/13)—@Denver 40, Seattle 17
 1987 (12/13)—@Seattle 28, Denver 21
 1988 (9/4)—Seattle 21, @Denver 14
 1988 (12/11)—@Seattle 42, Denver 14
 1989 (10/22)—Denver 24, @Seattle 21 (OT)
 1989 (11/26)—@Denver 41, Seattle 14
 1990 (9/23)—@Denver 34, Seattle 31 (OT)
 1990 (12/23)—@Seattle 17, Denver 12
 1991 (9/15)—@Denver 16, Seattle 10
 1991 (11/24)—@Seattle 13, Denver 10
 1992 (11/30)—@Seattle 16, Denver 13 (OT)
 1992 (12/20)—@Denver 10, Seattle 6
 1993 (10/31)—@Denver 28, Seattle 17
 1993 (11/28)—Denver 17, @Seattle 9
 1994 (10/9)—Denver 16, @Seattle 9
 1994 (11/13)—@Denver 17, Seattle 10
 1995 (10/1)—@Seattle 27, Denver 10
 1995 (12/10)—Seattle 31, @Denver 27
 1996 (9/8)—Denver 30, @Seattle 20
 1996 (12/1)—@Denver 34, Seattle 7
 1997 (9/7)—Denver 35, @Seattle 14
 1997 (11/2)—@Denver 30, Seattle 27
 1998 (10/11)—Denver 21, @Seattle 16
 1998 (12/27)—@Denver 28, Seattle 21
 1999 (11/14)—@Seattle 20, Denver 17
 1999 (12/19)—@Denver 36, Seattle 30 (OT)
 2000 (11/26)—Denver 38, @Seattle 31
 2000 (12/10)—@Denver 31, Seattle 24
 2001 (10/14)—@Seattle 34, Denver 21
 2001 (12/9)—@Denver 20, Seattle 7
 2002 (11/17)—Denver 31, @Seattle 9
 2006 (12/3)—Seattle 23, @Denver 20
 2010 (9/19)—@Denver 31, Seattle 14
RS Pts.—DEN 1,222, SEA 1,011
PS Pts.—DEN 7, SEA 31
 *AFC Wild Card Playoff Game

TAMPA BAY BUCCANEERS

Reg. Season: (5-2-0 / .714)

Home (3-1) / Away (2-1)

1976 (11/7)—@Denver 48, Tampa Bay 13
 1981 (11/15)—Denver 24, @Tampa Bay 7
 1993 (12/26)—Tampa Bay 17, @Denver 10
 1996 (9/15)—@Denver 27, Tampa Bay 23
 1999 (9/26)—@Tampa Bay 13, Denver 10
 2004 (10/3)—Denver 16, @Tampa Bay 13
 2008 (10/5)—@Denver 16, Tampa Bay 13
RS Pts.—DEN 151, TB 99

TENNESSEE TITANS

Reg. Season: (14-21-1 / .403)

Home (8-7-1) / Away (6-14)

Postseason: (2-1 / .667)

Home (2-0) / Away (0-1) / S.B. (0-0)

1960 (11/6)—Houston 45, @Denver 25
 1960 (11/20)—@Houston 20, Denver 10
 1961 (11/5)—Houston 55, @Denver 14
 1961 (11/26)—@Houston 45, Denver 14
 1962 (10/21)—@Denver 20, Houston 10
 1962 (12/2)—@Houston 34, Denver 17
 1963 (9/14)—@Houston 20, Denver 14
 1963 (10/13)—Houston 33, @Denver 24
 1964 (9/27)—Houston 38, @Denver 17
 1964 (12/20)—@Houston 34, Denver 15
 1965 (10/17)—@Denver 28, Houston 17
 1965 (11/14)—Denver 31, @Houston 21
 1966 (9/3)—@Houston 45, Denver 7
 1966 (10/2)—@Denver 40, Houston 38
 1967 (10/1)—@Houston 10, Denver 6
 1967 (11/12)—Houston 20, @Denver 18
 1968 (11/17)—@Houston 38, Denver 17
 1969 (10/26)—@Houston 24, Denver 21
 1969 (11/16)—@Denver 20, Houston 20 (T)
 1970 (11/29)—@Houston 31, Denver 21
 1972 (9/17)—@Denver 30, Houston 17
 1973 (10/14)—Denver 48, @Houston 20
 1974 (12/8)—@Denver 37, Houston 14
 1976 (10/10)—@Houston 17, Denver 3
 1977 (12/4)—Denver 24, @Houston 14
1979 (12/23)—@Houston 13, Denver 7*
 1980 (11/2)—Houston 20, @Denver 16
 1983 (10/9)—Denver 26, @Houston 14
 1985 (10/6)—@Denver 31, Houston 20
 1987 (10/4)—Houston 40, @Denver 10
1987 (1/10)—Denver 34, Houston 10**
 1991 (10/6)—@Houston 42, Denver 14
1991 (1/4)—@Denver 26, Houston 24**
 1992 (10/18)—@Denver 27, Houston 21
 1995 (11/26)—@Houston 42, Denver 33
 2004 (12/25)—Denver 37, @Tennessee 16
 2007 (11/19)—@Denver 34, Tennessee 20
 2010 (10/3)—Denver 26, @Tennessee 20
 2011 (9/25)—@Tennessee 17, Denver 14
RS Pts.—DEN 789, TEN 952
PS Pts.—DEN 67, TEN 47

*AFC Wild Card Playoff Game

**AFC Divisional Playoff Game

Franchise in Houston before 1997 and known as the Oilers before 1999

WASHINGTON REDSKINS

Reg. Season: (6-5-0 / .545)

Home (4-2) / Away (2-3)

Postseason: (0-1 / .000)

Home (0-0) / Away (0-0) / S.B. (0-1)

1970 (11/1)—Washington 19, @Denver 3
 1974 (9/30)—@Washington 30, Denver 3
 1980 (10/13)—@Denver 20, Washington 17
 1986 (12/13)—@Denver 31, Washington 30
1987 (1/31)—Washington 42, Denver 10*
 1989 (11/20)—Denver 14, @Washington 10
 1992 (10/12)—@Washington 34, Denver 3
 1995 (9/17)—@Denver 38, Washington 31
 1998 (9/27)—Denver 38, @Washington 16
 2001 (11/18)—Washington 17, @Denver 10
 2005 (10/9)—@Denver 21, Washington 19
 2009 (11/15)—@Washington 27, Denver 17
RS Pts.—DEN 198, WAS 250
PS Pts.—DEN 10, WAS 42
 *Super Bowl XXII in San Diego

BRONCOS VS. THE NFL (REGULAR SEASON / POSTSEASON / PRESEASON)

Franchise	REGULAR SEASON						POSTSEASON			PRESEASON			
	W	L	T	Pct.	PF	PA	W	L	Pct.	W	L	T	Pct.
Arizona Cardinals	7	1	1	.833	248	129	0	0	.000	15	6	0	.714
Atlanta Falcons	8	4	0	.667	341	285	1	0	1.000	4	2	0	.667
Baltimore Ravens	3	5	0	.375	136	188	0	1	.000	0	0	0	.000
Buffalo Bills	15	19	1	.443	771	838	0	1	.000	4	4	0	.500
Carolina Panthers	2	1	0	.667	64	47	0	0	.000	2	1	0	.667
Chicago Bears	7	7	0	.500	233	276	0	0	.000	4	3	0	.571
Cincinnati Bengals	18	8	0	.692	547	471	0	0	.000	3	2	0	.600
Cleveland Browns	18	5	0	.783	554	329	3	0	1.000	1	1	0	.500
Dallas Cowboys	6	4	0	.600	243	210	0	1	.000	7	7	0	.500
Detroit Lions	6	5	0	.545	235	248	0	0	.000	2	3	0	.400
Green Bay Packers	5	6	1	.458	211	274	1	0	1.000	6	3	0	.667
Houston Texans	2	1	0	.667	68	67	0	0	.000	4	1	0	.800
Indianapolis Colts	11	8	0	.579	404	373	0	2	.000	7	6	0	.538
Jacksonville Jaguars	3	5	0	.375	166	159	1	1	.500	0	2	0	.000
Kansas City Chiefs	47	56	0	.456	2,099	2,401	1	0	1.000	1	7	0	.125
Miami Dolphins	4	11	1	.281	278	367	1	0	1.000	5	6	0	.455
Minnesota Vikings	6	7	0	.462	293	285	0	0	.000	5	7	0	.417
New England Patriots	25	17	0	.595	971	875	2	1	.667	5	3	0	.625
New Orleans Saints	7	2	0	.778	242	189	0	0	.000	2	3	0	.400
New York Giants	5	5	0	.500	191	167	0	1	.000	0	2	0	.000
New York Jets	17	15	1	.530	800	714	1	0	1.000	1	2	0	.333
Oakland Raiders	42	59	2	.417	2,036	2,266	1	1	.500	4	7	0	.364
Philadelphia Eagles	4	7	0	.364	244	230	0	0	.000	0	1	0	.000
Pittsburgh Steelers	13	7	1	.643	458	435	4	3	.571	1	0	0	1.000
St. Louis Rams	5	7	0	.417	271	260	0	0	.000	6	2	0	.750
San Diego Chargers	55	48	1	.534	2,193	2,265	0	0	.000	2	5	0	.286
San Francisco 49ers	6	6	0	.500	280	282	0	1	.000	18	15	0	.545
Seattle Seahawks	34	18	0	.654	1,222	1,011	0	1	.000	8	1	0	.889
Tampa Bay Buccaneers	5	2	0	.714	151	99	0	0	.000	2	0	0	1.000
Tennessee Titans	14	21	1	.403	789	952	2	1	.667	5	5	0	.500
Washington Redskins	6	5	0	.545	198	250	0	1	.000	1	5	0	.167
TOTALS	406	372	10	.522	16,917	16,942	18	16	.529	125	112	0	.527

BRONCOS VS. AFC WEST (REGULAR SEASON / SINCE AFL-NFL MERGER)

Year	KC	OAK	SD	SEA	TB*	Home	Away	Overall
1970	1-1	0-2	0-1-1	—	—	1-1-1	0-3	1-4-1
1971	0-2	0-2	1-1	—	—	1-2	0-3	1-5
1972	0-2	1-1	1-1	—	—	1-2	1-2	2-4
1973	1-1	0-1-1	2-0	—	—	2-0-1	1-2	3-2-1
1974	1-1	1-1	1-1	—	—	1-2	2-1	3-3
1975	1-1	0-2	2-0	—	—	2-1	1-2	3-3
1976	2-0	0-2	2-0	—	1-0	3-1	2-1	5-2
1977	2-0	1-1	2-0	1-0	—	2-1	4-0	6-1
1978	2-0	2-0	1-1	2-0	—	4-0	3-1	7-1
1979	2-0	0-2	1-1	1-1	—	3-1	1-3	4-4
1980	0-2	0-2	1-1	2-0	—	1-3	2-2	3-5
1981	1-1	2-0	1-1	1-1	—	4-0	1-3	5-3
1982	0-1	0-1	0-2	0-2	—	0-3	0-3	0-6
1983	1-1	0-2	1-1	1-1	—	3-1	0-4	3-5
1984	1-1	2-0	2-0	1-1	—	3-1	3-1	6-2
1985	2-0	0-2	1-1	2-0	—	3-1	2-2	5-3
1986	1-1	2-0	1-1	1-1	—	3-1	2-2	5-3
1987	2-0	2-0	2-0	1-1	—	4-0	3-1	7-1
1988	1-1	0-2	2-0	0-2	—	2-2	1-3	3-5
1989	2-0	1-1	1-1	2-0	—	4-0	2-2	6-2
1990	1-1	0-2	1-1	1-1	—	3-1	0-4	3-5
1991	2-0	0-2	2-0	1-1	—	3-1	2-2	5-3
1992	1-1	1-1	1-1	1-1	—	4-0	0-4	4-4
1993	1-1	0-2	1-1	2-0	—	3-1	1-3	4-4
1994	1-1	0-2	1-1	2-0	—	1-3	3-1	4-4
1995	0-2	2-0	1-1	0-2	—	2-2	1-3	3-5
1996	1-1	2-0	1-1	2-0	—	4-0	2-2	6-2
1997	1-1	1-1	2-0	2-0	—	4-0	2-2	6-2
1998	2-0	2-0	2-0	2-0	—	4-0	4-0	8-0
1999	0-2	2-0	1-1	1-1	—	2-2	2-2	4-4
2000	0-2	2-0	2-0	2-0	—	3-1	3-1	6-2
2001	1-1	1-1	1-1	1-1	—	4-0	0-4	4-4
2002	2-0	0-2	1-1	—	—	2-1	1-2	3-3
2003	1-1	2-0	2-0	—	—	3-0	2-1	5-1
2004	1-1	1-1	1-1	—	—	2-1	1-2	3-3
2005	1-1	2-0	2-0	—	—	3-0	2-1	5-1
2006	1-1	2-0	0-2	—	—	2-1	1-2	3-3
2007	2-0	1-1	0-2	—	—	2-1	1-2	3-3
2008	1-1	1-1	1-1	—	—	2-1	1-2	3-3
2009	1-1	1-1	1-1	—	—	0-3	3-0	3-3
2010	1-1	0-2	0-2	—	—	1-2	0-3	1-5
2011	1-1	1-1	1-1	—	—	0-3	3-0	3-3
TOTALS	46-37	38-44-1	50-33-1	32-17	1-0	101-47-2	66-84	167-131-2

*Tampa Bay was a member of the AFC Western Division during the franchise's first year of existence. In 1977, the Buccaneers moved to the NFC Central and the Seattle Seahawks moved from the NFC West to the AFC West. Seattle moved back to the NFC West in 2002.

BRONCOS RECORD IN PRIMETIME / OVERTIME GAMES

MONDAY NIGHT FOOTBALL

Overall record: 27-35-1 / Home: 20-11-1 / Road: 7-24
(Home team in caps)

Oakland 23, DENVER 20, Sept. 12, 2011
 SAN DIEGO 35, Denver 14, Nov. 22, 2010
 Pittsburgh 28, DENVER 10, Nov. 9, 2009
 Denver 34, SAN DIEGO 23, Oct. 19, 2009
 NEW ENGLAND 41, Denver 7, Oct. 20, 2008
 Denver 41, OAKLAND 14, Sept. 8, 2008
 SAN DIEGO 23, Denver 3, Dec. 24, 2007
 DENVER 34, Tennessee 20, Nov. 19, 2007
 Green Bay 19, DENVER 13, Oct. 29, 2007 (OT)
 DENVER 13, Baltimore 3, Oct. 9, 2006
 DENVER 30, Kansas City 10, Sept. 26, 2005
 CINCINNATI 23, Denver 10, Oct. 25, 2004
 New England 30, DENVER 26, Nov. 3, 2003
 DENVER 31, Oakland 10, Sept. 22, 2003
 Oakland 34, DENVER 10, Nov. 11, 2002
 BALTIMORE 34, Denver 23, Sept. 30, 2002
 OAKLAND 38, Denver 28, Nov. 5, 2001
 DENVER 31, New York Giants 20, Sept. 10, 2001
 DENVER 27, Oakland 24, Nov. 13, 2000
 ST. LOUIS 41, Denver 36, Sept. 4, 2000
 JACKSONVILLE 27, Denver 24, Dec. 13, 1999
 DENVER 27, Oakland 21, Nov. 22, 1999
 Miami 38, DENVER 21, Sept. 13, 1999
 MIAMI 31, Denver 21, Dec. 21, 1998
 Denver 30, KANSAS CITY 7, Nov. 16, 1998
 DENVER 27, New England 21, Sept. 7, 1998
 SAN FRANCISCO 34, Denver 17, Dec. 15, 1997
 DENVER 31, Oakland 3, Nov. 24, 1997
 DENVER 34, New England 13, Oct. 6, 1997
 Denver 22, OAKLAND 21, Nov. 4, 1996
 DENVER 27, Oakland 0, Oct. 16, 1995
 Kansas City 31, DENVER 28, Oct. 17, 1994
 BUFFALO 27, Denver 20, Sept. 26, 1994
 L.A. Raiders 23, DENVER 20, Oct. 18, 1993
 KANSAS CITY 15, Denver 7, Sept. 20, 1993
 SEATTLE 16, Denver 13 (OT), Nov. 30, 1992
 WASHINGTON 34, Denver 3, Oct. 12, 1992
 Cleveland 30, DENVER 29, Oct. 8, 1990
 DENVER 24, Kansas City 23, Sept. 17, 1990
 Denver 14, WASHINGTON 10, Nov. 20, 1989
 Denver 28, BUFFALO 14, Sept. 18, 1989
 INDIANAPOLIS 55, Denver 23, Oct. 31, 1988
 L.A. Raiders 30, DENVER 27, Sept. 26, 1988 (OT)
 DENVER 31, Chicago 29, Nov. 16, 1987
 MINNESOTA 34, Denver 27, Oct. 27, 1987
 DENVER 30, L.A. Raiders 14, Oct. 12, 1987
 NEW YORK JETS 22, Denver 10, Oct. 20, 1986
 Denver 21, PITTSBURGH 10, Sept. 15, 1986
 DENVER 17, San Francisco 16, Nov. 11, 1985
 DENVER 17, Green Bay 14, Oct. 15, 1984
 DENVER 19, Minnesota 17, Nov. 2, 1981
 OAKLAND 9, Denver 3, Dec. 1, 1980
 DENVER 20, Washington 17, Oct. 13, 1980
 NEW ENGLAND 23, Denver 14, Sept. 29, 1980
 SAN DIEGO 17, Denver 7, Dec. 17, 1979
 PITTSBURGH 42, Denver 7, Oct. 22, 1979
 DENVER 16, Chicago 7, Oct. 16, 1978
 MINNESOTA 12, Denver 9 OT, Sept. 11, 1978
 OAKLAND 17, Denver 10, Dec. 8, 1975
 DENVER 23, Green Bay 13, Sept. 29, 1975
 Kansas City 42, DENVER 34, Nov. 18, 1974
 WASHINGTON 30, Denver 3, Sept. 30, 1974
 DENVER 23, Oakland 23, Oct. 22, 1973 (T)



MONDAY NIGHT REGULARS

The Broncos have appeared on *Monday Night Football* at least once in each of the last 20 seasons and are set to play two Monday night games in 2012.

Including its two scheduled games in 2012, Denver's 21-year streak of making at least one appearance on *Monday Night Football* is the longest active streak in the NFL and is the second longest of its kind all-time since the first *Monday Night Football* game was played in 1970.

SUNDAY NIGHT GAMES

Overall record: 18-15-0 / Home: 10-6 / Road 8-9
(Home team in caps)

SAN DIEGO 52, Denver 21, Dec. 28, 2008
 DENVER 31, Pittsburgh 28, Oct. 21, 2007
 Seattle 23, DENVER 20, Dec. 3, 2006
 San Diego 35, DENVER 27, Nov. 19, 2006
 DENVER 13, Oakland 3, Oct. 15, 2006
 Denver 17, NEW ENGLAND 7, Sept. 24, 2006
 Oakland 25, DENVER 24, Nov. 28, 2004
 DENVER 34, Kansas City 24, Sept. 12, 2004
 Denver 31, INDIANAPOLIS 17, Dec. 21, 2003
 Indianapolis 23, DENVER 20 (OT), Nov. 24, 2002
 Miami 24, DENVER 22, Oct. 13, 2002
 DENVER 20, Seattle 7, Dec. 9, 2001
 Denver 38, ARIZONA 17, Sept. 23, 2001
 SEATTLE 20, Denver 17, Nov. 14, 1999
 Denver 31, SAN DIEGO 16, Nov. 29, 1998
 Denver 38, SAN DIEGO 28, Nov. 30, 1997
 SAN DIEGO 16, Denver 10, Dec. 22, 1996
 DENVER 27, Tampa Bay 23, Sept. 15, 1996
 PHILADELPHIA 31, Denver 13, Nov. 12, 1995
 Denver 37, NEW ENGLAND 3, Oct. 8, 1995
 DENVER 22, Buffalo 7, Sept. 3, 1995
 San Diego 37, DENVER 34, Sept. 4, 1994
 GREEN BAY 30, Denver 27, Oct. 10, 1993
 DENVER 27, N.Y. Giants 13, Nov. 15, 1992
 DENVER 17, L.A. Raiders 13, Sept. 6, 1992
 DENVER 20, Pittsburgh 13, Nov. 3, 1991
 Denver 13, MINNESOTA 6, Sept. 29, 1991
 SEATTLE 17, Denver 12, Dec. 23, 1990
 MINNESOTA 27, Denver 22, Nov. 4, 1990
 SEATTLE 42, Denver 14, Dec. 11, 1988
 SEATTLE 28, Denver 21, Dec. 13, 1987
 Denver 24, CLEVELAND 14, Sept. 16, 1984
 DENVER 21, Oakland 6, Dec. 3, 1978



OVERTIME GAMES

Overall record: 27-15-2 / Home: 14-6-1 / Road: 13-9-1
(Home team in caps)

DENVER 29, Pittsburgh 23, Jan. 8, 2012 (AFC Wild Card Game)
 DENVER 13, Chicago 10, Dec. 11, 2011
 Denver 16, SAN DIEGO 13, Nov. 27, 2011
 Denver 18, MIAMI 15, Oct. 23, 2011
 DENVER 20, New England 17, Oct. 11, 2009
 DENVER 22, Minnesota 19, Dec. 30, 2007
 CHICAGO 37, Denver 34, Nov. 25, 2007
 Green Bay 19, DENVER 13, Oct. 29, 2007
 DENVER 23, Oakland 20, Sept. 16, 2007
 San Francisco 26, DENVER 23, Dec. 31, 2006
 DENVER 9, Kansas City 6, Sept. 17, 2006
 Denver 24, DALLAS 21, Nov. 24, 2005
 DENVER 23, Cleveland 20, Dec. 14, 2003
 SAN DIEGO 30, Denver 27, Dec. 1, 2002
 Indianapolis 23, DENVER 20, Nov. 24, 2002
 Denver 37, KANSAS CITY 34, Oct. 20, 2002
 KANSAS CITY 26, Denver 23, Dec. 16, 2001
 DENVER 36, Seattle 30, Dec. 19, 1999
 DENVER 27, Oakland 21, Nov. 22, 1999
 Denver 23, BUFFALO 20, Oct. 26, 1997
 Denver 20, KANSAS CITY 17, Dec. 4, 1994
 N.Y. JETS 25, Denver 22, Sept. 11, 1994
 LOS ANGELES RAIDERS 33, Denver 30, Jan. 2, 1994
 SEATTLE 16, Denver 13, Nov. 30, 1992
 Chicago 16, DENVER 13, Nov. 18, 1990
 DENVER 34, Seattle 31, Sept. 23, 1990
 LOS ANGELES RAIDERS 16, Denver 13, Dec. 3, 1989
 Denver 24, SEATTLE 21, Oct. 22, 1989
 Denver 16, SAN FRANCISCO 13, Oct. 9, 1988
 L.A. Raiders 30, DENVER 27, Sept. 26, 1988
 Denver 17, GREEN BAY (Milw.) 17, Sept. 20, 1987 (T)
 Denver 23, CLEVELAND 20, Jan. 11, 1987 (AFC Championship Game)
 Los Angeles Raiders 17, DENVER 14, Dec. 8, 1985
 LOS ANGELES RAIDERS 31, Denver 28, Nov. 24, 1985
 DENVER 30, San Diego 24, Nov. 17, 1985
 DENVER 13, Seattle 10, Oct. 20, 1985
 Denver 22, LOS ANGELES RAIDERS 19, Oct. 28, 1984
 DENVER 23, Cleveland 20, Nov. 8, 1981
 Denver 20, ATLANTA 17, Sept. 16, 1979
 Denver 20, SEATTLE 17, Oct. 29, 1978
 Denver 23, KANSAS CITY 17, Sept. 24, 1978
 MINNESOTA 12, Denver 9, Sept. 11, 1978
 DENVER 13, San Diego 10, Nov. 30, 1975
 DENVER 35, Pittsburgh 35, Sept. 22, 1974 (T)

BRONCOS RECORD ON HOLIDAYS / AFTER BYE WEEKS

THANKSGIVING GAMES

Overall record: 4-7-0 / Home: 1-2 / Road: 3-5
(Home team in caps)

DENVER 26, N.Y. Giants 6, Nov. 26, 2009
KANSAS CITY 19, Denver 10, Nov. 23, 2006
Denver 24, DALLAS 21, Nov. 24, 2005 (OT)
Denver 26, DALLAS 24, Nov. 22, 2001
DETROIT 40, Denver 27, Nov. 22, 1990
DETROIT 17, Denver 14, Nov. 23, 1978
Denver 31, DETROIT 27, Nov. 28, 1974
KANSAS CITY 31, Denver 17, Nov. 27, 1969
SAN DIEGO 24, Denver 20, Nov. 23, 1967
Oakland 26, DENVER 10, Nov. 28, 1963
New York Titans 46, DENVER 45, Nov. 22, 1962

CHRISTMAS GAMES

Overall record: 2-0-0 / Home: 0-0 / Road: 2-0
(Home team in caps)

Denver 37, TENNESSEE 16, Sat., Dec. 25, 2004
Denver 17, DETROIT 7, Sat., Dec. 25, 1999

AFTER THE BYE WEEK

Overall record: 17-6-0 / Home: 12-3 / Road: 5-3
(Home team in caps)

Denver 18, MIAMI 15 (OT), Oct. 23, 2011
DENVER 49, Kansas City 29, Nov. 14, 2010
BALTIMORE 30, Denver 7, Nov. 1, 2009
Miami 26, DENVER 17, Nov. 2, 2008
DENVER 31, Pittsburgh 28, Oct. 21, 2007
DENVER 13, Baltimore 3, Oct. 9, 2006
Denver 31, OAKLAND 17, Nov. 13, 2005
Denver 34, NEW ORLEANS 13, Nov. 21, 2004
DENVER 37, San Diego 8, Nov. 16, 2003
Oakland 34, DENVER 10, Nov. 11, 2002
DENVER 23, Oakland 17, Dec. 30, 2001
Denver 30, NEW YORK JETS 23, Nov. 5, 2000
Kansas City 16, DENVER 10, Dec. 5, 1999
DENVER 37, Jacksonville 24, Oct. 25, 1998
OAKLAND 28, Denver 25, Oct. 19, 1997
DENVER 45, Baltimore 34, Oct. 20, 1996
DENVER 38, Arizona 6, Nov. 5, 1995
Denver 16, SEATTLE 9, Oct. 9, 1994
DENVER 28, Seattle 17, Oct. 31, 1993
DENVER 35, Indianapolis 13, Oct. 3, 1993
DENVER 27, New York Jets 16, Nov. 8, 1992
DENVER 19, Kansas City 16, Oct. 20, 1991
MINNESOTA 27, Denver 22, Nov. 4, 1990

Note: The bye week was introduced by the NFL in 1990. In 1993, the league adjusted the schedule to include two bye weeks per team, but the schedule changed back to one bye per club in 1994.

BRONCOS MISCELLANEOUS WON-LOST STATISTICS

MOST SUCCESSFUL SEASONS (BY CATEGORY)

BEST WINNING PERCENTAGE

1998 — .875 (14-2)
1977 — .857 (12-2)
2005 — .813 (13-3)
1996 — .813 (13-3)
1984 — .813 (13-3)
1997 — .750 (12-4)
1991 — .750 (12-4)
1987 — .700 (10-4-1)
2000 — .688 (11-5)
1989 — .688 (11-5)
1986 — .688 (11-5)
1985 — .688 (11-5)

MOST REGULAR SEASON WINS

1998 — 14 wins (2 losses)
2005 — 13 wins (3 losses)
1996 — 13 wins (3 losses)
1984 — 13 wins (3 losses)
1997 — 12 wins (4 losses)
1991 — 12 wins (4 losses)
1977 — 12 wins (2 losses)
2000 — 11 wins (5 losses)
1989 — 11 wins (5 losses)
1986 — 11 wins (5 losses)
1985 — 11 wins (5 losses)

MILESTONE GAMES IN BRONCOS HISTORY (REGULAR SEASON ONLY)

1ST GAME

September 9, 1960, at Boston Patriots (W) 13-10

50TH GAME

November 3, 1963, vs. Buffalo Bills (L) 28-30

100TH GAME

September 10, 1967, at Oakland Raiders (L) 51-0

200TH GAME

October 6, 1974, at Kansas City Chiefs (W) 17-14

300TH GAME

December 21, 1980, at Seattle Seahawks (W) 25-17

400TH GAME

November 29, 1987, at San Diego Chargers (W) 31-17

500TH GAME

January 2, 1994, at Los Angeles Raiders (L) 33-30 OT

600TH GAME

September 24, 2000, vs. Kansas City Chiefs (L) 23-22

700TH GAME

November 5, 2006, at Pittsburgh Steelers (W) 31-20

800TH GAME

Denver's 800th regular-season game will occur in its 12th contest of the 2012 season.

BRONCOS ALL-TIME RECORD BY THE DAY

	REGULAR SEASON			POSTSEASON			
	Home	Road	Total	Home	Road	Neutral	Total
Thu.	2-3-0 (.400)	4-6-0 (.400)	6-9-0 (.400)	—	—	—	—
Fri.	2-0-0 (1.000)	3-4-0 (.429)	5-4-0 (.556)	—	—	—	—
Sat.	6-4-0 (.600)	8-15-1 (.354)	14-19-1 (.426)	5-1 (.833)	0-3 (.000)	—	5-4 (.556)
Sun.	215-125-6 (.630)	139-180-2 (.436)	354-305-8 (.537)	8-2 (.800)	3-6 (.333)	2-4 (.333)	13-12 (.520)
Mon.	20-11-1 (.641)	7-24-0 (.226)	27-35-1 (.437)	—	—	—	—
TOTAL	245-143-7 (.629)	161-229-3 (.413)	406-372-10 (.522)	13-3 (.813)	3-9 (.250)	2-4 (.333)	18-16 (.529)

BRONCOS ALL-TIME RECORD BY THE MONTH

	REGULAR SEASON			POSTSEASON			
	Home	Road	Total	Home	Road	Neutral	Total
Aug.	1-0-0 (1.000)	0-0-0 (.000)	1-0-0 (1.000)	—	—	—	—
Sept.	66-26-2 (.713)	35-47-1 (.428)	102-75-3 (.575)	—	—	—	—
Oct.	68-40-1 (.628)	46-55-1 (.456)	114-95-2 (.545)	—	—	—	—
Nov.	58-47-3 (.551)	54-48-1 (.529)	112-95-4 (.540)	—	—	—	—
Dec.	51-26-1 (.660)	26-76-0 (.255)	77-102-1 (.431)	2-1 (.667)	0-4 (.000)	—	2-5 (.286)
Jan.	1-4-0 (.200)	0-3-0 (.000)	1-7-0 (.125)	11-2 (.846)	3-5 (.375)	2-4 (.333)	16-11 (.593)
TOTAL	245-143-7 (.629)	161-229-3 (.413)	406-372-10 (.522)	13-3 (.813)	3-9 (.250)	2-4 (.333)	18-16 (.529)

BRONCOS ALL-TIME RECORD BY THE DECADE

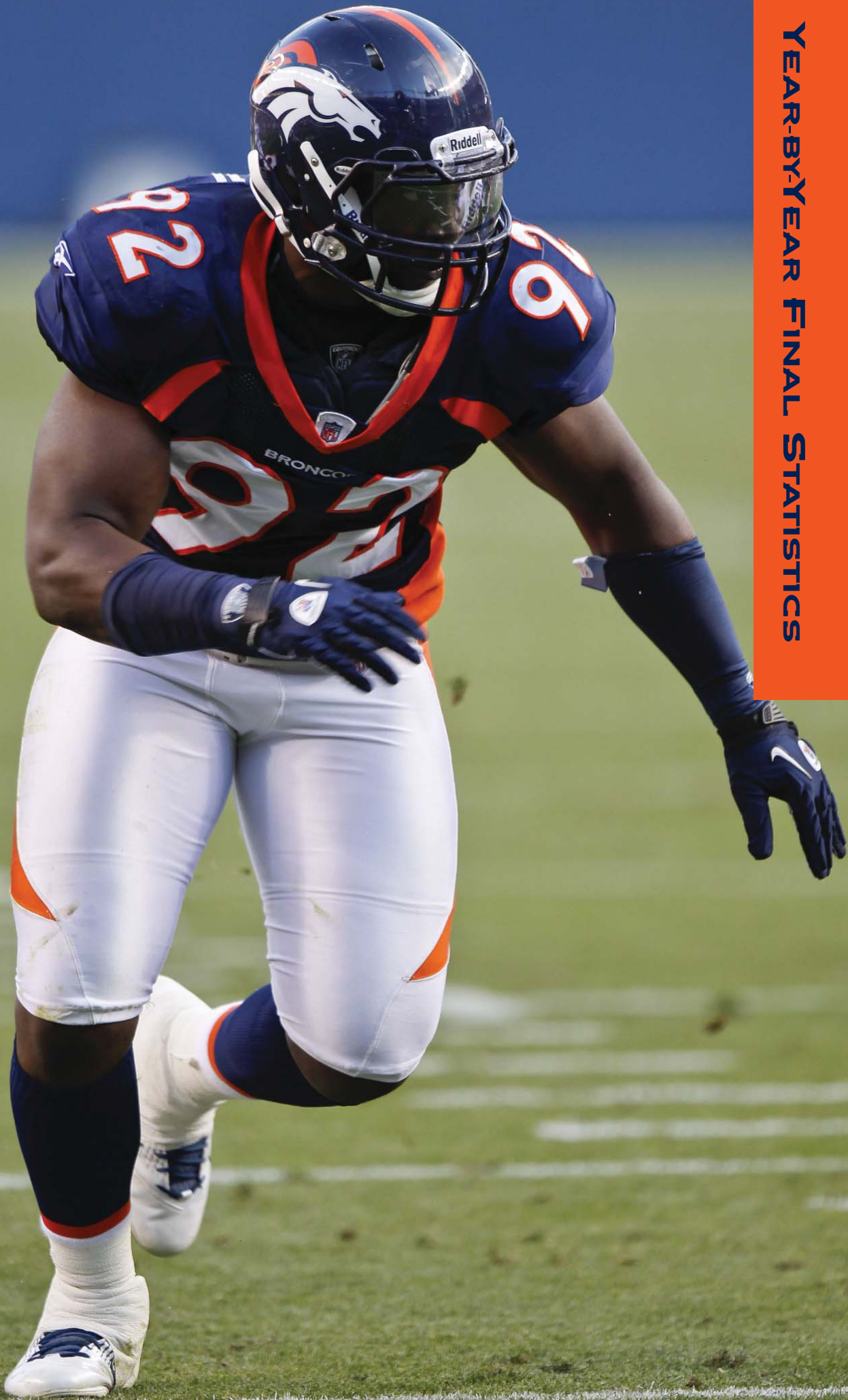
	REGULAR SEASON			POSTSEASON			
	Home	Road	Total	Home	Road	Neutral	Total
1960s	24-43-3 (.364)	15-54-1 (.221)	39-97-4 (.293)	—	—	—	—
1970s	43-25-4 (.625)	32-39-1 (.451)	75-64-5 (.538)	2-0 (1.000)	0-2 (.000)	0-1 (.000)	2-3 (.400)
1980s	58-19-0 (.753)	35-39-1 (.473)	93-58-1 (.615)	5-1 (.833)	1-1 (.500)	0-3 (.000)	6-5 (.545)
1990s	60-20-0 (.750)	34-46-0 (.425)	94-66-0 (.588)	4-1 (.800)	2-2 (.500)	2-0 (1.000)	8-3 (.727)
2000s	54-26-0 (.675)	39-41-0 (.488)	93-67-0 (.581)	1-1 (.500)	0-3 (.000)	0-0 (.000)	1-4 (.200)
2010s	6-10-0 (.375)	6-10-0 (.375)	12-20-0 (.375)	—	—	—	—
TOTAL	245-143-7 (.629)	161-229-3 (.413)	406-372-10 (.522)	13-3 (.813)	3-9 (.250)	2-4 (.333)	18-16 (.529)

BRONCOS ALL-TIME SEASON OPENERS

Overall record: 32-19-1 / Home: 23-7-1 / Road: 9-12

Year (Date)	W/L	Result	Year (Date)	W/L	Result
1960 (9/9)	W	Denver 13, @Boston 10	1986 (9/7)	W	@Denver 38, L.A. Raiders 36
1961 (9/10)	W	Denver 22, @Buffalo 10	1987 (9/13)	W	@Denver 40, Seattle 17
1962 (9/7)	W	@Denver 30, San Diego 21	1988 (9/4)	L	Seattle 21, @Denver 14
1963 (9/7)	L	Kansas City 59, @Denver 7	1989 (9/10)	W	@Denver 34, Kansas City 20
1964 (9/12)	L	@N.Y. Jets 30, Denver 6	1990 (9/9)	L	@L.A. Raiders, 14, Denver 9
1965 (9/11)	L	@San Diego 34, Denver 31	1991 (9/1)	W	@Denver 45, Cincinnati 14
1966 (9/3)	L	@Houston 45, Denver 7	1992 (9/6)	W	@Denver 17, L.A. Raiders 13
1967 (9/3)	W	@Denver 26, Boston 21	1993 (9/5)	W	Denver 26, @N.Y. Jets 20
1968 (9/15)	L	@Cincinnati 24, Denver 10	1994 (9/4)	L	San Diego 37, @Denver 34
1969 (9/14)	W	@Denver 35, Boston 7	1995 (9/3)	W	@Denver 22, Buffalo 7
1970 (9/20)	W	Denver 25, @Buffalo 10	1996 (9/1)	W	@Denver 31, N.Y. Jets 6
1971 (9/19)	T	@Denver 10, Miami 10	1997 (8/31)	W	@Denver 19, Kansas City 3
1972 (9/17)	W	@Denver 30, Houston 17	1998 (9/7)	W	@Denver 27, New England 21
1973 (9/16)	W	@Denver 28, Cincinnati 10	1999 (9/13)	L	Miami 38, @Denver 21
1974 (9/15)	L	L.A. Rams 17, @Denver 10	2000 (9/4)	L	@St. Louis 41, Denver 36
1975 (9/21)	W	@Denver 37, Kansas City 33	2001 (9/10)	W	@Denver 31, NYG 20
1976 (9/12)	L	@Cincinnati 17, Denver 7	2002 (9/8)	W	@Denver 23, St. Louis 16
1977 (9/18)	W	@Denver 7, St. Louis 0	2003 (9/7)	W	Denver 30, @Cincinnati 10
1978 (9/3)	W	@Denver 14, Oakland 6	2004 (9/12)	W	@Denver 34, Kansas City 24
1979 (9/2)	W	@Denver 10, Cincinnati 0	2005 (9/11)	L	@Miami 34, Denver 10
1980 (9/7)	L	@Philadelphia 27, Denver 6	2006 (9/10)	L	@St. Louis 18, Denver 10
1981 (9/6)	W	@Denver 9, Oakland 7	2007 (9/9)	W	Denver 15, @Buffalo 14
1982 (9/12)	L	San Diego 23, @Denver 3	2008 (9/8)	W	Denver 41, @Oakland 14
1983 (9/4)	W	Denver 14, @Pittsburgh 10	2009 (9/13)	W	Denver 12, @Cincinnati 7
1984 (9/2)	W	@Denver 20, Cincinnati 17	2010 (9/12)	L	@Jacksonville 24, Denver 17
1985 (9/8)	L	@L.A. Rams 20, Denver 16	2011 (9/12)	L	Oakland 23, @Denver 20

YEAR-BY-YEAR FINAL STATISTICS



2011 DEFENSIVE STATS

(based on unofficial press box statistics)

	TT	UT	A	S-YDS	I-YDS	PD	FF	FR
1 Williams	90	70	20	5-38	0-0	2	3	1
2 Woodyard	87	60	27	0-0	0-0	2	1	0
3 Mays	74	63	11	0-0	0-0	2	0	0
4 C. Harris	65	56	9	0-0	1-15	6	0	0
5 Miller	64	50	14	11.5-77	0-0	4	2	0
6 Dawkins	51	38	13	3-38	0-0	6	1	0
7 Q. Carter	49	41	8	1-4	0-0	0	0	0
Goodman	49	41	8	0-0	2-46	10	0	1
9 Bunkley	43	33	10	0-0	0-0	0	0	0
M. Thomas	43	29	14	0-0	0-0	1	0	0
11 Dumervil	42	31	11	9.5-63	0-0	1	0	1
12 Bailey	39	35	4	0-0	2-0	10	1	0
Ayers	39	25	14	3-12	0-0	2	1	1
14 McBean	33	19	14	4-10	0-0	0	0	0
15 Moore	31	28	3	0-0	1-18	2	0	1
16 Wilhite	26	23	3	2-18	1-2	2	0	0
17 Haggan	21	12	9	0-0	1-16	1	0	0
18 Hunter	20	16	4	1-6	0-0	1	1	1
19 Vaughn	19	15	4	0-0	1-55	4	0	0
20 Bruton	12	12	0	0-0	0-0	3	0	0
21 Unrein	7	5	2	0-0	0-0	0	0	0
22 Vickerson	4	3	1	0-0	0-0	0	0	0
Harvey	4	2	2	0-0	0-0	0	0	1
24 TEAM	3	3	0	0-0	0-0	0	0	0
25 McCarthy	2	2	0	0-0	0-0	0	0	0
26 Cosby	1	1	0	0-0	0-0	0	0	0
TOTALS	918	713	205	40-266	9-152	59	10	7

2011 GAMES STARTED

OFFENSE		DEFENSE	
QB Orton, Kyle	5	DE Ayers, Robert	13
QB Tebow, Tim	11	DE Dumervil, Elvis	14
RB McGahee, Willis	14	DE Hunter, Jason	2
RB Moreno, Knowshon	2	DL McBean, Ryan	3
FB Larsen, Spencer	6	DT Bunkley, Brodrick	13
WR Decker, Eric	13	DT Thomas, Marcus	11
WR Lloyd, Brandon	4	DT Vickerson, Kevin	4
WR Royal, Eddie	8	SLB Haggan, Mario	1
WR Thomas, Demaryius	5	SLB Miller, Von	15
TE Clark, Chris	6	WLB Williams, D.J.	13
TE Fells, Daniel	15	LB Woodyard, Wesley	7
TE Green, Virgil	3	CB Bailey, Champ	13
TE/FB Rosario, Dante	3	CB Goodman, André	16
TE Thomas, Julius	1	CB Vaughn, Cassius	3
C Walton, J.D.	16	DB Harris, Chris	4
T Clady, Ryan	16	DB Wilhite, Jonathan	2
T Franklin, Orlando	16	S Bruton, David	1
G Beadles, Zane	16	S Carter, Quinton	10
G Kuper, Chris	16	S Dawkins, Brian	12
		S Moore, Rahim	7

2011 COACHES

John Fox (Head Coach), **Dennis Allen** (Defensive Coordinator), **Mike McCoy** (Offensive Coordinator), **Jeff Rodgers** (Special Teams Coordinator), **Clancy Barone** (Tight Ends), **Keith Burns** (Assistant Special Teams), **Brian Callahan** (Quality Control-Offense), **Adam Gase** (Quarterbacks), **Sam Garnes** (Assistant Secondary), **Justin Lovett** (Strength & Conditioning Assistant), **Dave Magazu** (Offensive Line), **Ron Milus** (Secondary), **Wayne Nunnely** (Defensive Line), **Jay Rodgers** (Quality Control-Defense), **Greg Saporta** (Strength & Conditioning Assistant), **Richard Smith** (Linebackers), **Eric Stutesville** (Running Backs), **Tyke Tolbert** (Wide Receivers), **Rich Tuten** (Strength & Conditioning).

2011 LEADERS / RANKINGS

INDIVIDUAL		AFC RANK	NFL RANK	NFL LEADER	
Points	Prater	17	35	Akers (SF)	166
Rushing Yards	McGahee	4	8	Jones-Drew (JAC)	1,606
Passing Yards	Tebow	14	31	Brees (NO)	5,476
Passer Rating	Tebow	14	27	Rodgers (GB)	122.5
Receiving Yards	Decker	32t	70t	Johnson (DET)	1,681
Receptions	Decker	42t	85t	Welker (NE)	122
Interceptions	Bailey/Goodman	23t	63t	Three players	7
Sacks	Miller	3t	9	Allen (MIN)	22.0
OFFENSE		AFC RANK	NFL RANK	NFL LEADER	
Points Per Game		12	25	Green Bay	35.0
Total Yards Per Game		11	23	New Orleans	467.1
Yards Per Play		11	25	New Orleans	6.7
Rushing Yards Per Game		1	1	Denver	164.5
Net Passing Yards Per Game		15	31	New Orleans	334.2
DEFENSE		AFC RANK	NFL RANK	NFL LEADER	
Points Per Game		13	24	Pittsburgh	14.2
Total Yards Per Game		12	20	Pittsburgh	271.8
Yards Per Play		11	29	Pittsburgh	4.5
Rushing Yards Per Game		10	20	San Francisco	77.3
Net Passing Yards Per Game		12	18	Pittsburgh	171.9

2011 KEY AWARDS

Pro Bowl (2): CB Champ Bailey, WR Brandon Lloyd. **AP All-Pro (1):** WR Brandon Lloyd (second team).

2011 NFL STANDINGS

AFC EAST

Team	W	L	T	Pct	PF	PA
*yz-New England	13	3	0	.813	513	342
New York Jets	8	8	0	.500	377	363
Miami	6	10	0	.375	329	313
Buffalo	6	10	0	.375	372	434

AFC NORTH

Team	W	L	T	Pct	PF	PA
yz-Baltimore	12	4	0	.750	378	266
x-Pittsburgh	12	4	0	.750	325	227
x-Cincinnati	9	7	0	.563	344	323
Cleveland	4	12	0	.250	218	307

AFC SOUTH

Team	W	L	T	Pct	PF	PA
y-Houston	10	6	0	.625	381	278
Tennessee	9	7	0	.563	325	317
Jacksonville	5	11	0	.313	243	329
Indianapolis	2	14	0	.125	243	430

AFC WEST

Team	W	L	T	Pct	PF	PA
y-Denver	8	8	0	.500	309	390
San Diego	8	8	0	.500	406	377
Oakland	8	8	0	.500	359	433
Kansas City	7	9	0	.438	212	338

NFC EAST

Team	W	L	T	Pct	PF	PA
y-New York Giants	9	7	0	.563	394	400
Philadelphia	8	8	0	.500	396	328
Dallas	8	8	0	.500	369	347
Washington	5	11	0	.313	288	367

NFC NORTH

Team	W	L	T	Pct	PF	PA
*yz-Green Bay	15	1	0	.938	560	359
x-Detroit	10	6	0	.625	474	387
Chicago	8	8	0	.500	353	341
Minnesota	3	13	0	.188	340	449

NFC SOUTH

Team	W	L	T	Pct	PF	PA
y-New Orleans	13	3	0	.813	547	339
x-Atlanta	10	6	0	.625	402	350
Carolina	6	10	0	.375	406	429
Tampa Bay	4	12	0	.250	287	494

NFC WEST

Team	W	L	T	Pct	PF	PA
yz-San Francisco	13	3	0	.813	380	229
Arizona	8	8	0	.500	312	348
Seattle	7	9	0	.438	321	315
St. Louis	2	14	0	.125	193	407

x - Playoffs; y - Division Title; z - First-round Bye; * - Home-field Advantage

WILD CARD PLAYOFF GAMES

1/7 - at Houston 31, Cincinnati 10
 1/7 - at New Orleans 45, Detroit 28
 1/8 - New York Giants 24, at Atlanta 2
 1/8 - at Denver 29, Pittsburgh 23 (OT)

DIVISIONAL PLAYOFF GAMES

1/14 - at San Francisco 36, New Orleans 32
 1/14 - at New England 45, Denver 10
 1/15 - at Baltimore 20, Houston 13
 1/15 - New York Giants 37, at Green Bay 20

CONFERENCE CHAMPIONSHIPS

1/22 - at New England 23, Baltimore 20
 1/22 - New York Giants 20, at San Francisco 17

SUPER BOWL XLVI (INDIANAPOLIS)

2/5 - New York Giants 21, New England 17

2010 FINAL STATISTICS (4-12)

Head Coach: Josh McDaniels (12) / Eric Studesville (4)
AFC West: 4th
Home Stadium: INVESCO Field at Mile High

Date	W-L	Score	Opponent	Attendance	RUSHING	No.	Yds.	Avg.	Long	TD
Sept 12	L	17-24	at Jacksonville	63,636	Moreno	182	779	4.3	35	5
Sept 19	W	31-14	Seattle	75,130	Tebow	43	227	5.3	40t	6
Sept 26	L	13-27	Indianapolis	76,401	Ball	41	158	3.9	19	0
Oct 3	W	26-20	at Tennessee	69,143	Buckhalter	59	147	2.5	13	2
Oct 10	L	17-31	at Baltimore	71,246	Orton	22	98	4.5	14	0
Oct 17	L	20-24	N.Y. Jets	75,982	Maroney	36	74	2.1	13	0
Oct 24	L	14-59	Oakland	75,835	Royal	6	61	10.2	20	0
Oct 31	L	16-24	at San Francisco (London)	83,941	Larsen	3	18	6.0	14	0
Nov 14	W	49-29	Kansas City	75,334	D.Thomas	2	1	0.5	1	0
Nov 22	L	14-35	at San Diego	68,482	Colquitt	1	0	—	0	0
Nov 28	L	33-36	St. Louis	72,736	Brown	2	-1	-0.5	0	0
Dec 5	L	6-10	at Kansas City	67,267	Lloyd	1	-18	-18.0	-18	0
Dec 12	L	13-43	at Arizona	62,223	BRONCOS	398	1544	3.9	40t	13
Dec 19	L	23-39	at Oakland	44,246	OPPONENTS	531	2473	4.7	71t	26
Dec 26	W	24-23	Houston	73,691	RECEIVING	No.	Yds.	Avg.	Long	TD
Jan 2	L	28-33	San Diego	74,155	Lloyd	77	1448	18.8	71	11

TEAM STATISTICS		Den	Opp
TOTAL FIRST DOWNS		309	334
Rushing		81	126
Passing		204	184
Penalty		24	24
3RD DOWN: MADE/ATT		67/207	80/209
3rd Down Pct.		32.4	38.3
4TH DOWN: MADE/ATT		6/19	10/16
4th Down Pct.		31.6	62.5
POSSESSION AVG.		28:09	31:51
TOTAL NET YARDS		5582	6253
Avg. Per Game		348.9	390.8
Total Plays		1018	1056
Avg. Per Play		5.5	5.9
NET YARDS RUSHING		1544	2473
Avg. Per Game		96.5	154.6
Total Rushes		398	531
NET YARDS PASSING		4038	3780
Avg. Per Game		252.4	236.3
Sacked/Yards Lost		40/269	23/156
Gross Yards		4307	3936
Att./Completions		580/334	502/297
Completion Pct.		57.6	59.2
Had Intercepted		12	10
PUNTS/AVERAGE		86/44.6	73/43.4
NET PUNTING AVG.		36.6	37.1
PENALTIES/YARDS		98/944	98/921
FUMBLES/BALL LOST		29/15	22/8
TOUCHDOWNS		40	55
Rushing		13	26
Passing		25	26
Returns		2	3

SCORE BY PERIODS	1	2	3	4	OT	PTS
BRONCOS	69	77	78	120	0	344
OPPONENTS	85	143	104	139	0	471

SCORING	TD	Ru	Pa	Ret	PAT	FG	S	PTS
Prater	0	0	0	0	28/29	16/18	0	76
Lloyd	11	0	11	0	0/0	0/0	0	66
Moreno	8	5	3	0	0/0	0/0	0	48
Tebow	6	6	0	0	0/0	0/0	0	36
Hauschka	0	0	0	0	10/10	6/7	0	28
Buckhalter	4	2	2	0	0/0	0/0	0	24
Royal	3	0	3	0	0/0	0/0	0	18
Gaffney	2	0	2	0	0/0	0/0	0	12
Thomas	2	0	2	0	0/0	0/0	0	12
Hunter	1	0	0	1	0/0	0/0	0	6
Larsen	1	0	1	0	0/0	0/0	0	6
Vaughn	1	0	0	1	0/0	0/0	0	6
Decker	1	0	1	0	0/0	0/0	0	6
BRONCOS	40	13	25	2	38/39	22/25	0	344
OPPONENTS	55	26	26	3	52/53	29/36	0	471

2-PT. CONVERSIONS: BRONCOS 0-1, OPPONENTS 0-2

SACKS: D. Williams 5.5, Haggan 5.0, Hunter 3.0, Dawkins 2.0, Vickerson 2.0, Ayers 1.5, Woodyard 1.0, Bailey 1.0, **BRONCOS 23.0, OPPONENTS 40.0**

FUM/Lost: Orton 4/4, Royal 4/2, Moreno 3/2, Thomas 3/2, Buckhalter 1/1, Thompson 3/1, Walton 1/1, Decker 3/1, Cox 1/1

RECEIVING	No.	Yds.	Avg.	Long	TD
Lloyd	77	1448	18.8	71	11
Gaffney	65	875	13.5	50	2
Royal	59	627	10.6	41	3
Moreno	37	372	10.1	45	3
Buckhalter	28	240	8.6	23t	2
D.Thomas	22	283	12.9	31	2
Graham	18	148	8.2	28	0
Gronkowski	8	65	8.1	13	0
Decker	6	106	17.7	38	1
Larsen	5	51	10.2	29	1
Maroney	4	50	12.5	28	0
Ball	3	16	5.3	13	0
Willis	1	17	17.0	17	0
R.Quinn	1	9	9.0	9	0
BRONCOS	334	4307	12.9	71	25
OPPONENTS	297	3936	13.3	73t	26

INTERCEPTIONS	No.	Yds.	Avg.	Long	TD
Hill	2	67	33.5	36	0
Thompson	2	20	10.0	18	0
Bailey	2	0	—	0	0
Cox	1	15	15.0	15	0
Hunter	1	14	14.0	14	0
Vickerson	1	4	4.0	4	0
Dawkins	1	-2	-2.0	-2	0
BRONCOS	10	118	11.8	36	0
OPPONENTS	12	255	21.3	44	1

PUNTING	No.	Yds.	Avg.	Net	TB	In20	Long	B
Colquitt	86	3835	44.6	36.6	7	19	63	0
BRONCOS	86	3835	44.6	36.6	7	19	63	0
OPPONENTS	73	3169	43.4	37.1	7	27	61	0

PUNT RETURNS	No.	FC	Yds.	Avg.	Long	TD
Royal	25	12	298	11.9	33	0
Thompson	3	2	18	6.0	10	0
Cox	3	1	7	2.3	4	0
BRONCOS	31	15	323	10.4	33	0
OPPONENTS	50	17	550	11	63	0

KICKOFF RETURNS	No.	Yds.	Avg.	Long	TD
Decker	22	556	25.3	51	0
D.Thomas	16	398	24.9	65	0
Cox	9	172	19.1	30	0
Royal	5	107	21.4	33	0
Larsen	4	44	14.7	19	0
Vaughn	2	125	62.5	97t	1
Ball	2	33	16.5	18	0
BRONCOS	59	1435	24.3	97t	1
OPPONENTS	51	1259	24.7	98t	1

FIELD GOALS	1-19	20-29	30-39	40-49	50+
Prater	0/0	3/3	7/7	4/5	2/3
Hauschka	0/0	1/1	3/3	2/3	0/0
BRONCOS	0/0	4/4	10/10	6/8	2/3
OPPONENTS	0/0	3/3	10/11	11/13	5/9

PRATER: (54G)(20G)(25G,34G)(36G,36G,35G,36G)(38G)(59G,49N,48G)(32G)(58N)(49G,40G)(25G,41G) **HAUSCHKA:** (32G,40N,30G)(46G,35G,45G)(27G)(

OPPONENTS: (45G)(38G,33G)(35N,55G,46G)(37G)(56G)(31G)(34G,52N)(52N,40G)(52N)(28G,37G,45N,26G)(47G)(36G,48G,55G,49N,49G)(49G,35G,47G)(34G,54G,57G)(42G,45G,47G,37G,53N)

PASSING	Att.	Comp.	Yds.	Comp.%	Yds/Att.	TD	TD%	Int	Int%	Long	Sack/Lost	Rating
Orton	498	293	3653	58.8%	7.3	20	4.0%	9	1.8%	71	34/243	87.5
Tebow	82	41	654	50.0%	8.0	5	6.1%	3	3.7%	50	6/26	82.1
BRONCOS	580	334	4307	57.6%	7.4	25	4.3%	12	2.1%	71	40/269	86.8
OPPONENTS	502	297	3936	59.2%	7.8	26	5.2%	10	2.0%	73t	23/156	93.0

2010 DEFENSIVE STATS

(based on unofficial press box statistics)

	TT	UT	A	S-YDS	I-YDS	PD	FF	FR
1 D.Williams	119	94	25	5.5-28.5	0-0	9	1	1
2 Haggan	87	75	12	5-45	0-0	1	2	1
3 Dawkins	66	55	11	2-12	1--2	5	2	0
4 Hill	63	54	9	0-0	2-67	4	1	1
5 Hunter	58	47	11	3-30	1-14	2	1	2
6 Cox	55	54	1	0-0	1-15	14	2	0
7 Jones	51	43	8	0-0	0-0	3	0	0
8 J.Williams	47	31	16	0-0	0-0	1	0	0
9 Bailey	45	41	4	1-9	2-0	13	0	0
10 Vickerson	42	33	9	2-4	1-4	3	1	0
11 Ayers	39	32	7	1.5-6.5	0-0	1	1	0
12 M.Thomas	36	30	6	1-3	0-0	1	0	0
13 Bannan	35	25	10	1-8	0-0	4	1	0
14 Mays	31	26	5	0-0	0-0	1	0	0
15 Woodyard	23	20	3	1-10	0-0	0	0	0
16 Fields	22	14	8	0-0	0-0	0	0	0
17 McBean	18	12	6	0-0	0-0	0	0	1
18 Goodman	17	17	0	0-0	0-0	8	0	0
19 McBath	15	15	0	0-0	0-0	1	0	0
20 Bruton	14	12	2	0-0	0-0	1	0	0
21 Thompson	10	7	3	0-0	2-20	4	0	0
22 Moss	3	2	1	0-0	0-0	0	0	0
Vaughn	3	3	0	0-0	0-0	0	0	0
24 McCarthy	2	1	1	0-0	0-0	0	0	0
25 Alexander	1	1	0	0-0	0-0	1	0	0
Royal	1	1	0	0-0	0-0	0	0	0
TOTALS	904	746	158	23-156	10-118	77	12	6

2010 GAMES STARTED

OFFENSE		DEFENSE	
QB Orton, Kyle	13	DL Bannan, Justin	16
QB Tebow, Tim	3	DE McBean, Ryan	4
RB Maroney, Laurence	3	DE Vickerson, Kevin	12
RB Moreno, Knowshon	13	DL Thomas, Marcus	2
FB Larsen, Spencer	5	NT Williams, Jamal	16
WR Gaffney, Jabar	11	ILB Mays, Joe	4
WR Lloyd, Brandon	11	ILB Williams, D.J.	15
WR Royal, Eddie	10	ILB Woodyard, Wesley	3
WR Thomas, Demaryius	2	LB Haggan, Mario	16
TE Graham, Daniel	16	OLB Ayers, Robert	10
TE/FB Gronkowski, Dan	4	OLB Hunter, Jason	12
TE Quinn, Richard	4	CB Bailey, Champ	15
C Walton, J.D.	16	CB Cox, Perrish	9
T Clady, Ryan	16	CB Goodman, André	8
T Harris, Ryan	10	DB Jones, Nate	3
G/T Beadles, Zane	14	S Bruton, David	2
G Daniels, Stanley	4	S Dawkins, Brian	11
G/TE Hochstein, Russ	6	S Hill, Renaldo	16
G Kuper, Chris	15	S McBath, Darcel	1

2010 COACHES

Josh McDaniels (Head Coach - First 12 Gms.), **Don Martindale** (Defensive Coordinator), **Mike McCoy** (Offensive Coordinator), **Mike Priefer** (Special Teams Coordinator), **Craig Aukerman** (Defensive Assistant), **Clancy Barone** (Offensive Line), **Keith Burns** (Assistant Special Teams), **Brian Callahan** (Coaching Assistant), **Ed Donatelli** (Secondary), **Adam Gase** (Wide Receivers), **Bob Ligashesky** (Tight Ends), **Justin Lovett** (Strength & Conditioning Assistant), **Ben McDaniels** (Quarterbacks), **Wayne Nunnely** (Defensive Line), **Roman Phifer** (Assistant Linebackers), **Jay Rodgers** (Coaching Assistant), **Greg Saporta** (Strength & Conditioning Assistant), **Eric Studdesville** (Running Backs / Head Coach - Final 4 Gms.), **Mark Thewes** (V.P. of Team Admin./Asst. to Head Coach), **Rich Tuten** (Strength & Conditioning), **Bob Wylie** (Assistant Offensive Line).

2010 LEADERS / RANKINGS

INDIVIDUAL	PLAYER	NO.	AFC RANK	NFL RANK	NFL LEADER	NO.
Points	Prater	76	13	28	Akers (PHI)	143
Rushing Yards	Moreno	779	14	24	Foster (HOU)	1,616
Passing Yards	Orton	3,653	6	10	Rivers (SD)	4,710
Passer Rating	Orton	87.5	9	15	Brady (NE)	111.0
Receiving Yards	Lloyd	1,448	1	1	Lloyd (DEN)	1,448
Receptions	Lloyd	77	7	15t	White (ATL)	115
Interceptions	Bailey/Hill/Thompson	2	24t	58t	Reed (BAL)	8
Sacks	D.Williams	5.5	22t	49t	Ware (DAL)	15.5
OFFENSE		NO.	AFC RANK	NFL RANK	NFL LEADER	NO.
Points Per Game		21.5	12	19	New England	32.4
Total Yards Per Game		348.9	8	13	San Diego	395.6
Yards Per Play		5.5	6	12	San Diego	6.1
Rushing Yards Per Game		96.5	14	26	Kansas City	164.2
Net Passing Yards Per Game		252.4	4	7	Indianapolis	288.1
DEFENSE		NO.	AFC RANK	NFL RANK	NFL LEADER	NO.
Points Per Game		29.4	16	32	Pittsburgh	14.5
Total Yards Per Game		390.8	16	32	San Diego	271.6
Yards Per Play		5.9	14	29	Pittsburgh	4.6
Rushing Yards Per Game		154.6	15	31	Pittsburgh	62.8
Net Passing Yards Per Game		236.3	12	25	San Diego	177.8

2010 KEY AWARDS

Pro Bowl (2): CB Champ Bailey, WR Brandon Lloyd. **AP All-Pro (1):** WR Brandon Lloyd (second team).

2010 NFL STANDINGS

AFC EAST

Team	W	L	T	Pct	PF	PA
*yz-New England	14	2	0	.875	518	313
x-New York Jets	11	5	0	.688	367	304
Miami	7	9	0	.438	273	333
Buffalo	4	12	0	.250	283	425

AFC NORTH

Team	W	L	T	Pct	PF	PA
yz-Pittsburgh	12	4	0	.750	375	232
x-Baltimore	12	4	0	.750	357	270
Cleveland	5	11	0	.313	271	332
Cincinnati	4	12	0	.250	322	395

AFC SOUTH

Team	W	L	T	Pct	PF	PA
y-Indianapolis	10	6	0	.625	435	388
Jacksonville	8	8	0	.500	353	419
Houston	6	10	0	.375	390	427
Tennessee	6	10	0	.375	356	339

AFC WEST

Team	W	L	T	Pct	PF	PA
y-Kansas City	10	6	0	.625	366	326
San Diego	9	7	0	.563	441	322
Oakland	8	8	0	.500	410	371
Denver	4	12	0	.250	344	471

NFC EAST

Team	W	L	T	Pct	PF	PA
y-Philadelphia	10	6	0	.625	439	377
New York Giants	10	6	0	.625	394	347
Dallas	6	10	0	.375	394	436
Washington	6	10	0	.375	302	377

NFC NORTH

Team	W	L	T	Pct	PF	PA
yz-Chicago	11	5	0	.688	334	286
x-Green Bay	10	6	0	.625	388	240
Detroit	6	10	0	.375	362	369
Minnesota	6	10	0	.375	281	348

NFC SOUTH

Team	W	L	T	Pct	PF	PA
*yz-Atlanta	13	3	0	.813	414	288
x-New Orleans	11	5	0	.688	384	307
Tampa Bay	10	6	0	.625	341	317
Carolina	2	14	0	.125	196	408

NFC WEST

Team	W	L	T	Pct	PF	PA
y-Seattle	7	9	0	.438	310	407
St. Louis	7	9	0	.438	289	328
San Francisco	6	10	0	.375	305	346
Arizona	5	11	0	.313	289	434

x - Playoffs; y - Division Title; z - First-round Bye; * - Home-field Advantage

WILD CARD PLAYOFF GAMES

1/8 - Seattle 41, at New Orleans 36
1/8 - New York Jets 17, at Indianapolis 16
1/9 - at Baltimore 30, Kansas City 7
1/9 - Green Bay 21, at Philadelphia 16

DIVISIONAL PLAYOFF GAMES

1/15 - at Pittsburgh 31, Baltimore 24
1/15 - Green Bay 48, at Atlanta 21
1/16 - at Chicago 35, Seattle 24
1/16 - New York Jets 28, at New England 21

CONFERENCE CHAMPIONSHIPS

1/23 - Green Bay 21, at Chicago 14
1/23 - at Pittsburgh 24, New York Jets 19

SUPER BOWL XLV (NORTH TEXAS)

2/6 - Green Bay 31, Pittsburgh 25

2009 FINAL STATISTICS (8-8)

Head Coach: Josh McDaniels AFC West: 2nd Home Stadium: INVESCO Field at Mile High

Date	W-L	Score	Opponent	Attendance	RUSHING	No.	Yds.	Avg.	Long	TD
Sept 13	W	12-7	at Cincinnati	62,831	Moreno	247	947	3.8	36	7
Sept 20	W	27-6	Cleveland	73,931	Buckhalter	120	642	5.4	45t	1
Sept 27	W	23-3	at Oakland	45,602	Jordan	25	86	3.4	13	0
Oct 4	W	17-10	Dallas	76,440	Orton	24	71	3.0	13	0
Oct 11	W	20-17	New England (OT)	76,011	Hillis	13	54	4.2	13	1
Oct 19	W	34-23	at San Diego	68,615	Marshall	7	39	5.6	14	0
Nov 1	L	7-30	at Baltimore	71,132	Royal	1	1	1.0	1	0
Nov 9	L	10-28	Pittsburgh	76,716	Simms	3	-4	-1.3	-1	0
Nov 15	L	17-27	at Washington	85,247	BRONCOS	440	1836	4.2	45t	9
Nov 22	L	3-32	San Diego	74,707	OPPONENTS	458	2059	4.5	56t	11
Nov 26	W	26-6	New York Giants	74,896	RECEIVING	No.	Yds.	Avg.	Long	TD
Dec 6	W	44-13	at Kansas City	68,912	Marshall	101	1120	11.1	75t	10
Dec 13	L	16-28	at Indianapolis	67,248	Gaffney	54	732	13.6	49	2
Dec 20	L	19-20	Oakland	74,502	Royal	37	345	9.3	20	0
Dec 27	L	27-30	at Philadelphia	69,144	Scheffler	31	416	13.4	52	2
Jan 3	L	24-44	Kansas City	73,725	Buckhalter	31	240	7.7	30	0

TEAM STATISTICS

	Den	Opp
TOTAL FIRST DOWNS	306	290
Rushing	95	99
Passing	186	167
Penalty	25	24
3RD DOWN: MADE/ATT	78/215	81/218
3rd Down Pct.	36.3	37.2
4TH DOWN: MADE/ATT	7/18	8/16
4th Down Pct.	38.9	50.0
POSSESSION AVG.	30:03	29:57
TOTAL NET YARDS	5463	5040
Avg. Per Game	341.4	315.0
Total Plays	1032	1007
Avg. Per Play	5.3	5.0
NET YARDS RUSHING	1836	2059
Avg. Per Game	114.8	128.7
Total Rushes	440	458
NET YARDS PASSING	3627	2981
Avg. Per Game	226.7	186.3
Sacked/Yards Lost	34/198	39/241
Gross Yards	3825	3222
Att./Completions	558/341	510/298
Completion Pct.	61.1	58.4
Had Intercepted	13	17
PUNTS/AVERAGE	78/43.4	76/46.3
NET PUNTING AVG.	78/36.7	76/40.0
PENALTIES/YARDS	93/800	78/726
FUMBLES/BALL LOST	15/10	30/13
TOUCHDOWNS	34	34
Rushing	9	11
Passing	21	18
Returns	4	5

SCORE BY PERIODS

	1	2	3	4	OT	PTS
BRONCOS	57	80	101	85	3	326
OPPONENTS	84	82	57	101	0	324

SCORING

	TD	Ru	Pa	Ret	PAT	FG	S	PTS
Prater	0	0	0	0	32/32	30/35	0	122
Marshall	10	0	10	0			0	60
Moreno	9	7	2	0			0	54
Stokley	4	0	4	0			0	24
Gaffney	2	0	2	0			0	12
Royal	2	0	0	2			0	12
Scheffler	2	0	2	0			0	12
Ayers	1	0	0	1			0	6
Buckhalter	1	1	0	0			0	6
Goodman	1	0	0	1			0	6
Graham	1	0	1	0			0	6
Hillis	1	1	0	0			0	6
BRONCOS	34	9	21	4	32/32	30/35	0	326
OPPONENTS	34	11	18	5	33/34	29/31	0	324

2-PT. CONVERSIONS: BRONCOS 0-2, OPPONENTS 0-0

SACKS: Dumervil 17, Holliday 5, Reid 4, Davis 3.5, D. Williams 3.5, Hill 2, Goodman 1, Haggan 1, Peterson 1, L. Smith 1, **BRONCOS 39.0, OPPONENTS 34.0**

FUM/Lost: Moreno 4/4, Orton 4/2, Buckhalter 3/2, Hillis 1/1, Polumbus 1/0, Royal 1/0, Simms 1/1

PASSING

	Att.	Comp.	Yds.	Comp.%	Yds/Att.	TD	TD%	Int	Int%	Long	Sack/Lost	Rating
Orton	541	336	3802	62.1	7.03	21	3.9	12	2.2	87t	29/159	86.8
Simms	17	5	23	29.4	1.35	0	0.0	1	5.9	7	5/39	15.1
BRONCOS	558	341	3825	61.1	6.85	21	3.8	13	2.3	87t	34/198	84.4
OPPONENTS	510	298	3222	58.4	6.32	18	3.5	17	3.3	53	39/241	75.0

RECEIVING

	No.	Yds.	Avg.	Long	TD
Marshall	101	1120	11.1	75t	10
Gaffney	54	732	13.6	49	2
Royal	37	345	9.3	20	0
Scheffler	31	416	13.4	52	2
Buckhalter	31	240	7.7	30	0
Graham	28	289	10.3	24	1
Moreno	28	213	7.6	27	2
Stokley	19	327	17.2	87t	4
Lloyd	8	117	14.6	44	0
Hillis	4	19	4.8	6	0
Kuper	0	*7	—	7	0
BRONCOS	341	3825	11.2	87t	21
OPPONENTS	298	3222	10.8	53	18

*receiving yardage gained by lateral

INTERCEPTIONS

	No.	Yds.	Avg.	Long	TD
Goodman	5	65	13.0	30	0
Bailey	3	18	6.0	11	0
McBath	2	28	14.0	25	0
Hill	2	18	9.0	18	0
Dawkins	2	0	0.0	0	0
Law	1	37	37.0	37	0
Scheffler	1	5	5.0	5	0
Woodyard	1	0	0.0	0	0
BRONCOS	17	171	10.1	37	0
OPPONENTS	13	237	18.2	60t	3

PUNTING

	No.	Yds.	Avg.	Net	TB	In20	Long	B
Berger	51	2142	42.0	37.9	2	13	65	0
Kern TM	27	1245	46.1	34.5	6	9	64	0
BRONCOS	78	3387	43.4	36.7	8	22	65	0
OPPONENTS	76	3520	46.3	40.0	3	27	65	0

PUNT RETURNS

	No.	FC	Yds.	Avg.	Long	TD
Royal	30	13	335	11.2	71t	1
A. Smith	10	3	47	4.7	21	0
McKinley	3	0	32	10.7	14	0
Hill	1	0	0	0.0	0	0
Barrett	0	0	5	—	5	0
BRONCOS	44	16	419	9.5	71t	1
OPPONENTS	36	16	363	10.1	77t	1

KICKOFF RETURNS

	No.	Yds.	Avg.	Long	TD
Royal	26	621	23.9	93t	1
Buckhalter	8	184	23.0	41	0
McKinley	7	158	22.6	30	0
Hillis	6	134	22.3	24	0
A. Smith	4	75	18.8	23	0
Hochstein	1	6	6.0	6	0
Jordan	1	6	6.0	6	0
Larsen	1	13	13.0	13	0
Polumbus	1	0	0.0	0	0
Quinn	1	19	19.0	19	0
Thomas	1	1	1.0	1	0
BRONCOS	57	1217	21.4	93t	1
OPPONENTS	49	1115	22.8	95t	1

FIELD GOALS

	1-19	20-29	30-39	40-49	50+
Prater	0/0	14/14	6/8	8/10	2/3
BRONCOS	0/0	14/14	6/8	8/10	2/3
OPPONENTS	1/1	8/8	7/7	9/10	4/5

PRATER: (48G,50G)(23G,39N,38G,37N)(48G,21G,24G) (28G) (48N,24G,41G)(34G,54N,29G)(40G)(24G)(23G) (26G,32G,47G,24G) (44G,38G,37G)(42N,28G)(23G,43G, 51G,21G)(33G,46G)(25G)

OPPONENTS: ()(22G,47G)(48G)(49G)(53G,40N)(20G,44G,50G, 55N) (43G,35G,31G)(30G,35G)(28G,47G,28G,19G) (39G,52G) (22G,47G) () (54G,28G)(39G,45G,28G)(20G, 36G,47G)

2009 DEFENSIVE STATS

(based on unofficial press box statistics)

	TT	UT	A	S-YDS	I-YDS	PD	FF	FR
1 D. Williams	122	100	22	3.5-25	0-0	7	3	2
2 Dawkins	116	95	21	0-0	2-0	10	1	3
3 Davis	90	67	23	3.5-27	0-0	3	0	0
4 Bailey	72	62	10	0-0	3-18	15	1	0
5 Hill	59	44	15	2-8	2-18	6	1	0
6 Haggan	55	45	10	1-10	0-0	1	3	0
7 Dumervil	49	42	7	17-88.5	0-0	4	3	1
8 Goodman	43	39	4	1-7	5-65	17	0	1
9 Peterson	40	26	14	1-13	0-0	0	1	0
10 Fields	37	22	15	0-0	0-0	0	0	0
11 Woodyard	35	25	10	0-0	1-0	2	1	0
12 Holliday	33	24	9	5-32	0-0	0	2	1
13 McBean	25	18	7	0-0	0-0	0	0	0
14 Ayers	18	13	5	0-0	0-0	2	0	1
15 McBath	15	13	2	0-0	2-28	3	0	0
Thomas	15	9	6	0-0	0-0	0	0	0
17 Reid	14	9	5	4-28.5	0-0	2	1	2
18 J. Williams	12	12	0	0-0	0-0	3	0	0
19 A. Smith	11	7	4	0-0	0-0	3	0	0
20 Law	10	9	1	0-0	1-37	1	0	0
L. Smith	10	9	1	1-2	0-0	1	0	0
22 Bruton	5	4	1	0-0	0-0	1	0	0
23 Team	3	3	0	0-0	0-0	0	0	0
24 Barrett	2	2	0	0-0	0-0	0	0	0
25 Carter	1	1	0	0-0	0-0	1	0	1
Jordan	1	1	0	0-0	0-0	0	0	0
27 Moss	0	0	0	0-0	0-0	1	0	0
Scheffler	0	0	0	0-0	1-5	1	0	0
TOTALS	893	701	192	39-241	17-171	84	17	12

2009 GAMES STARTED

OFFENSE			DEFENSE		
QB Orton, Kyle	15		DE Ayers, Robert	1	
QB Simms, Chris	1		DE Holliday, Vonnice	3	
RB Buckhalter, Correll	7		DE Peterson, Kenny	14	
RB Moreno, Knowshon	9		DE Smith, Le Kevin	2	
FB Hillis, Peyton	2		DL McBean, Ryan	14	
FB Larsen, Spencer	1		NT Fields, Ronald	16	
WR Gaffney, Jabar	7		LB Davis, Andra	13	
WR Lloyd, Brandon	1		LB/DE Dumervil, Elvis	14	
WR Marshall, Brandon	13		LB Haggan, Mario	16	
WR Royal, Eddie	12		LB Williams, D.J.	16	
WR Stokley, Brandon	2		CB Bailey, Champ	1	
WR Willis, Matthew	1		CB Carter, Tony	16	
TE Gorin, Brandon	1		CB Goodman, André	16	
TE Graham, Daniel	14		CB Law, Ty	2	
TE Scheffler, Tony	9		S Bruton, David	1	
C Wiegmann, Casey	16		S Dawkins, Brian	16	
T Clady, Ryan	16		S Hill, Renaldo	15	
T Harris, Ryan	8				
T Polumbus, Tyler	8				
G Hamilton, Ben	8				
G/TE Hochstein, Russ	10				
G Kuper, Chris	15				

2009 COACHES

Josh McDaniels (Head Coach), **Mark Thewes** (Assistant to Head Coach), **Mike McCoy** (Offensive Coordinator/Quarterbacks), **Mike Nolan** (Defensive Coordinator), **Mike Priefer** (Special Teams Coordinator), **Clancy Barone** (Tight Ends), **Rick Dennison** (Offensive Line), **Ed Donatelli** (Secondary), **Adam Gase** (Wide Receivers), **Don Martindale** (Linebackers), **Wayne Nunnely** (Defensive Line), **Greg Saporta** (Assistant Strength & Conditioning), **Bobby Turner** (Running Backs), **Rich Tuten** (Strength & Conditioning), **Roman Phifer** (Assistant Linebackers), **Keith Burns** (Coaching Assistant), **Ben McDaniels** (Coaching Assistant), **Jay Rodgers** (Coaching Assistant), **Kristi Nichols** (Assistant Coaches Secretary).

2009 LEADERS / RANKINGS

INDIVIDUAL		AFC RANK	NFL RANK	NFL LEADER	
Points	Prater122	31	71	Kaeding (SD)146	
Rushing Yards	Moreno947	10	16	Johnson (TEN)2,006	
Passing Yards	Orton3,802	6	11	Schaub (HOU)4,770	
Passer Rating	Orton86.8	7	14	Brees (NO)109.6	
Receiving Yards	Marshall1,120	9	14	Johnson (HOU)1,569	
Receptions	Marshall101	21	31	Welker (NE)123	
Interceptions	Goodman5	51	121	Four Players9	
Sacks	Dumervil17	1	1	Dumervil (DEN)17	
OFFENSE		AFC RANK	NFL RANK	NFL LEADER	
Points Per Game20.4	10	20	New Orleans31.9	
Total Yards Per Game341.4	8	15	New Orleans403.8	
Yards Per Play5.3	9	16	Dallas6.3	
Rushing Yards Per Game114.8	11	18	New York Jets172.3	
Net Passing Yards Per Game226.7	6	13	Houston290.9	
DEFENSE		AFC RANK	NFL RANK	NFL LEADER	
Points Per Game20.3	71	121	New York Jets14.8	
Total Yards Per Game315.0	5	7	New York Jets252.3	
Yards Per Play5.0	4	7	New York Jets4.2	
Rushing Yards Per Game128.7	12	26	Green Bay83.3	
Net Passing Yards Per Game186.3	3	3	New York Jets153.7	

2009 KEY AWARDS

Pro Bowl (5): CB Champ Bailey, T Ryan Clady, S Brian Dawkins, LB Elvis Dumervil, WR Brandon Marshall. **AP All-Pro (3):** T Ryan Clady (first team), S Brian Dawkins (second team), LB Elvis Dumervil (first team). **NFL Alumni Pass Rusher of the Year:** LB Elvis Dumervil.

2009 NFL STANDINGS

AFC EAST

Team	W	L	T	Pct	PF	PA
y-New England	10	6	0	.625	427	285
x-New York Jets	9	7	0	.563	348	236
Miami	7	9	0	.438	360	390
Buffalo	6	10	0	.375	258	326

AFC NORTH

Team	W	L	T	Pct	PF	PA
y-Cincinnati	10	6	0	.625	305	291
x-Baltimore	9	7	0	.563	391	261
Pittsburgh	9	7	0	.563	368	324
Cleveland	5	11	0	.313	245	375

AFC SOUTH

Team	W	L	T	Pct	PF	PA
*y-Indianapolis	14	2	0	.875	416	307
Houston	9	7	0	.563	388	333
Tennessee	8	8	0	.500	354	402
Jacksonville	7	9	0	.438	290	380

AFC WEST

Team	W	L	T	Pct	PF	PA
yz-San Diego	13	3	0	.813	454	320
Denver	8	8	0	.500	326	324
Oakland	5	11	0	.313	197	379
Kansas City	4	12	0	.250	294	424

NFC EAST

Team	W	L	T	Pct	PF	PA
y-Dallas	11	5	0	.688	361	250
x-Philadelphia	11	5	0	.688	429	337
New York Giants	8	8	0	.500	402	427
Washington	4	12	0	.250	266	336

NFC NORTH

Team	W	L	T	Pct	PF	PA
yz-Minnesota	12	4	0	.750	470	312
x-Green Bay	11	5	0	.688	461	297
Chicago	7	9	0	.438	327	375
Detroit	2	14	0	.125	262	494

NFC SOUTH

Team	W	L	T	Pct	PF	PA
*yz-New Orleans	13	3	0	.813	510	341
Atlanta	9	7	0	.563	363	325
Carolina	8	8	0	.500	315	308
Tampa Bay	3	13	0	.188	244	400

NFC WEST

Team	W	L	T	Pct	PF	PA
y-Arizona	10	6	0	.625	375	325
San Francisco	8	8	0	.500	330	281
Seattle	5	11	0	.313	280	390
St. Louis	1	15	0	.063	175	436

x - Playoffs; y - Division Title; z - First-round Bye; * - Home-field Advantage

WILD CARD PLAYOFF GAMES

1/9 - New York Jets 24, at Cincinnati 14
1/9 - at Dallas 34, Philadelphia 14
1/10 - Baltimore 33, at New England 14
1/10 - at Arizona 51, Green Bay 45 (OT)

DIVISIONAL PLAYOFF GAMES

1/16 - at New Orleans 45, Arizona 14
1/16 - at Indianapolis 20, Baltimore 3
1/17 - at Minnesota 34, Dallas 3
1/17 - New York Jets 17, at San Diego 14

CONFERENCE CHAMPIONSHIPS

1/24 - at Indianapolis 30, New York Jets 17
1/24 - at New Orleans 31, Minnesota 28 (OT)

SUPER BOWL XLIV (South Florida)

2/7 - New Orleans 31, Indianapolis 17

2008 FINAL STATISTICS (8-8)

Head Coach: Mike Shanahan AFC West: 2nd Home Stadium: INVESCO Field at Mile High

Date	W-L	Score	Opponent	Attendance	RUSHING	No.	Yds.	Avg.	Long	TD
Sept 8	W	41-14	at Oakland	62,762	Hillis	68	343	5.0	19	5
Sept 14	W	39-38	San Diego	75,915	Pittman	76	320	4.2	20	4
Sept 21	W	34-32	New Orleans	75,713	Young	61	303	5.0	49	1
Sept 28	L	19-33	at Kansas City	74,623	T. Bell	44	249	5.7	37t	2
Oct 5	W	16-13	Tampa Bay	75,480	Cutler	57	200	3.5	18	2
Oct 12	L	17-24	Jacksonville	75,674	Hall	35	144	4.1	16	0
Oct 20	L	7-41	at New England	68,756	Pope	17	130	7.6	24	0
Nov 2	L	17-26	Miami	75,499	Royal	11	109	9.9	71	0
Nov 6	W	34-30	at Cleveland	73,141	Torain	15	69	4.6	19	1
Nov 16	W	24-20	at Atlanta	64,358	Scheffler	1	-1	-1.0	-1	0
Nov 23	L	10-31	Oakland	76,067	Marshall	2	-4	-2.0	7	0
Nov 30	W	34-17	at New York Jets	78,809	BRONCOS	387	1862	4.8	71	15
Dec 7	W	24-17	Kansas City	75,187	OPPONENTS	469	2337	5.0	65	26
Dec 14	L	10-30	at Carolina	73,690	RECEIVING	No.	Yds.	Avg.	Long	TD
Dec 21	L	23-30	Buffalo	74,539	Marshall	104	1265	12.2	47	6
Dec 28	L	21-52	at San Diego	69,131	Royal	91	980	10.8	93t	5

TEAM STATISTICS	Den	Opp
TOTAL FIRST DOWNS	354	327
Rushing	103	122
Passing	223	186
Penalty	28	19
3RD DOWN: MADE/ATT	95/200	89/202
3rd Down Pct.	47.5	44.1
4TH DOWN: MADE/ATT	4/10	10/18
4th Down Pct.	40.0	55.6
POSSESSION AVG.	28:44	31:16
TOTAL NET YARDS	6333	5993
Avg. Per Game	395.8	374.6
Total Plays	1019	990
Avg. Per Play	6.2	6.1
NET YARDS RUSHING	1862	2337
Avg. Per Game	116.4	146.1
Total Rushes	387	469
NET YARDS PASSING	4471	3656
Avg. Per Game	279.4	228.5
Sacked/Yards Lost	12/74	26/141
Gross Yards	4545	3797
Att./Completions	620/386	495/333
Completion Pct.	62.3	67.3
Had Intercepted	18	6
PUNTS/AVERAGE	46/46.7	52/46.4
NET PUNTING AVG.	46/37.8	52/39.6
PENALTIES/YARDS	77/739	83/738
FUMBLES/BALL LOST	18/12	15/7
TOUCHDOWNS		
Rushing	15	26
Passing	25	20
Returns	2	4

SCORE BY PERIODS	1	2	3	4	OT	PTS
BRONCOS	106	86	70	108	0	370
OPPONENTS	84	145	88	131	0	448

SCORING	TD	Ru	Pa	Ret	PAT	FG	S	PTS
Prater	0	0	0	0	39/40	25/34	0	114
Hillis	6	5	1	0			0	36
Marshall	6	0	6	0			0	36
Royal	5	0	5	0			0	32
Graham	4	0	4	0			0	24
Pittman	4	4	0	0			0	24
Scheffler	3	0	3	0			0	18
Stokley	3	0	3	0			0	18
Cutler	2	2	0	0			0	14
T. Bell	2	2	0	0			0	12
Fox	1	0	0	1			0	6
D. Jackson	1	0	1	0			0	6
N. Jackson	1	0	1	0			0	6
Pope	1	0	1	0			0	6
Torain	1	1	0	0			0	6
Webster	1	0	0	1			0	6
Young	1	1	0	0			0	6
BRONCOS	42	15	25	2	39/40	25/34	0	370
OPPONENTS	50	26	20	4	48/48	32/35	1	448

2-PT. CONVERSIONS: Cutler, Royal, **BRONCOS 2-2, OPPONENTS 1-2**

SACKS: Dumervil 5, Ekuban 5, Peterson 3, Moss 2.5, D. Williams 2.5, Webster 2, Robertson 1.5, C. Bailey 1, Engelberger 1, Haggan 1, (group) 1, Winborn 0.5, **BRONCOS 26.0, OPPONENTS 12.0**

FUM/Lost: Cutler 5/2, Marshall 4/3, Hall 2/2, Royal 2/1, C. Jackson 1/0, Ramsey 1/1, Scheffler 1/1, Thomas 1/1, Young 1/1

PASSING	Att.	Comp.	Yds.	Comp.%	Yds/Att.	TD	TD%	Int	Int%	Long	Sack/Lost	Rating
Cutler	616	384	4526	62.3	7.35	25	4.1	18	2.9	93t	11/69	86.0
Ramsey	3	2	19	66.7	6.33	0	0.0	0	0.0	10	1/5	84.0
Royal	1	0	0	0.0	0.00	0	0.0	0	0.0	—	0/0	39.6
BRONCOS	620	386	4545	62.3	7.33	25	4.0	18	2.9	93t	12/74	85.9
OPPONENTS	495	333	3797	67.3	7.67	20	4.0	6	1.2	74	26/141	98.5

RECEIVING	No.	Yds.	Avg.	Long	TD
Marshall	104	1265	12.2	47	6
Royal	91	980	10.8	93t	5
Stokley	49	528	10.8	36t	3
Scheffler	40	645	16.1	72	3
Graham	32	389	12.2	28t	4
Hillis	14	179	12.8	47	1
D. Jackson	12	190	15.8	48t	1
N. Jackson	11	84	7.6	19	1
Pittman	10	112	11.2	40	0
T. Bell	10	57	5.7	12	0
Martinez	3	32	10.7	12	0
Hall	3	25	8.3	11	0
Pope	3	24	8.0	16	1
Young	3	16	5.3	8	0
C. Jackson	1	19	19.0	19	0
BRONCOS	386	4545	11.8	93t	25
OPPONENTS	333	3797	11.4	74	20

INTERCEPTIONS	No.	Yds.	Avg.	Long	TD
Bly	2	5	2.5	5	0
Barrett	1	34	34.0	34	0
Paymah	1	13	13.0	13	0
Thomas	1	11	11.0	11	0
C. Bailey	1	0	0.0	0	0
BRONCOS	6	63	10.5	34	0
OPPONENTS	18	153	8.5	32t	2

PUNTING	No.	Yds.	Avg.	Net	TB	In20	Long	B
Kern	46	2150	46.7	37.8	4	13	64	0
BRONCOS	46	2150	46.7	37.8	4	13	64	0
OPPONENTS	52	2413	46.4	39.6	8	22	71	0

PUNT RETURNS	No.	FC	Yds.	Avg.	Long	TD
Royal	14	10	140	10.0	36	0
Martinez	5	0	56	11.2	27	0
Haggan	1	0	0	0.0	0	0
BRONCOS	20	10	196	9.8	36	0
OPPONENTS	28	6	330	11.8	89t	1

KICKOFF RETURNS	No.	Yds.	Avg.	Long	TD
Royal	23	600	26.1	95	0
Hall	21	469	22.3	28	0
C. Jackson	8	162	20.3	24	0
Young	8	176	22.0	31	0
Hillis	4	65	16.3	25	0
Russell	2	44	22.0	25	0
T. Bell	1	8	8.0	8	0
Engelberger	1	9	9.0	9	0
Martinez	1	0	0.0	0	0
Mustard	1	17	17.0	17	0
Putzier LG	1	0	0.0	0	0
Putzier TM	1	0	0.0	0	0
BRONCOS	71	1550	21.8	95	0
OPPONENTS	63	1554	24.7	103t	1

FIELD GOALS	1-19	20-29	30-39	40-49	50+
Prater	0/0	7/8	8/9	5/11	5/6
BRONCOS	0/0	7/8	8/9	5/11	5/6
OPPONENTS	0/0	10/10	10/10	11/13	1/2

PRATER: (26G,43G)(52G)(27G,34G)(28N,56G,51G,22G,33G)(55G,40G,27G)(39G)(50G,49N)(38N,35G,30G)(49N,20G)(47N,44G,43N)(25G,35G)(33G,48N)(43G,47N)(23G,30G,54N,43G)()

OPPONENTS: ()(34G,21G,28G)(43G,51N,43N)(23G,21G,48N,43G,33G)(33G,31G)(48G)(31G,40G)(45G,47G,23G,41G)(24G,52G,33G)(46G,36G)(26G)(30G)(26G)(39G,44G,42G)(37G,49G,28G)(28G)

2008 DEFENSIVE STATS

(based on coaches' film review)

	TT	UT	A	S-YDS	I-YDS	PD	FF	FR
1 Winborn	117	84	33	0.5-2.5	0-0	10	0	0
2 D. Williams	103	83	20	2.5-13	0-0	1	0	1
3 Webster	90	71	19	2-9	0-0	5	1	1
4 Manuel	87	68	19	0-0	0-0	7	0	0
5 Bly	77	63	14	0-0	2-5	8	1	0
6 Thomas	57	35	22	0-0	1-11	1	0	0
7 C. Bailey	56	45	11	1-5	1-0	4	3	0
8 Woodyard	54	47	7	0-0	0-0	1	1	0
9 Engelberger	51	34	17	1-1	0-0	0	1	0
10 Ekuban	49	39	10	5-34	0-0	1	0	1
11 Robertson	45	24	21	1.5-3.5	0-0	0	1	0
12 B. Bailey	44	33	11	0-0	0-0	0	0	1
Dumervil	44	30	14	5-35	0-0	0	1	1
14 J. Bell	43	36	7	0-0	0-0	4	0	0
15 Peterson	39	23	16	3-14	0-0	1	1	0
16 McCree	36	28	8	0-0	0-0	2	0	0
17 Paymah	29	26	3	0-0	1-13	4	0	1
18 Moss	25	16	9	2.5-13	0-0	0	0	0
19 Clemons	24	10	14	0-0	0-0	1	0	0
20 Barrett	23	15	8	0-0	1-34	4	0	0
21 Lowry	21	14	7	0-0	0-0	3	0	0
22 Fox	20	13	7	0-0	0-0	0	0	1
Haggan	20	16	4	1-1	0-0	0	0	0
24 Larsen	15	13	2	0-0	0-0	1	0	0
25 J. Williams	9	9	0	0-0	0-0	0	0	0
26 Green	6	4	2	0-0	0-0	0	0	0
Rogers	6	4	2	0-0	0-0	0	0	0
28 Shaw	5	3	2	0-0	0-0	0	0	0
29 Crowder	4	2	2	0-0	0-0	0	0	0
30 Koutouvides	2	1	1	0-0	0-0	0	0	0
31 Abdullah	1	1	0	0-0	0-0	0	0	0
Team	1	1	0	1-10	0-0	0	0	0
TOTALS	1203	891	312	26-141	6-63	58	10	7

2008 GAMES STARTED

OFFENSE		DEFENSE	
QB Cutler, Jay	16	DE Dumervil, Elvis	15
RB Bell, Tatum	3	DE Ekuban, Ebenezer	10
RB Pittman, Michael	3	DE Engelberger, John	6
RB Pope, P.J.	1	DT Peterson, Kenny	1
RB Torain, Ryan	1	DT Robertson, Dewayne	15
RB Young, Selvin	5	DT Thomas, Marcus	16
FB/RB Hillis, Peyton	6	LB Bailey, Boss	6
FB Larsen, Spencer	1	LB Larsen, Spencer	3
WR Jackson, Darrell	2	LB Webster, Nate	13
WR Marshall, Brandon	15	LB Williams, D.J.	11
WR Royal, Eddie	15	LB Winborn, Jamie	6
WR Stokley, Brandon	2	LB Woodyard, Wesley	11
TE Graham, Daniel	16	CB Bailey, Champ	9
TE Jackson, Nate	3	CB Bell, Joshua	5
TE Scheffler, Tony	7	CB Bly, Dré	16
C Wiegmann, Casey	16	CB Paymah, Karl	2
T Clady, Ryan	16	S Barrett, Josh	3
T Harris, Ryan	16	S Fox, Vernon	3
G Hamilton, Ben	16	S Lowry, Calvin	3
G Kuper, Chris	16	S Manuel, Marquand	14
		S McCree, Marlon	7
		S Rogers, Roderick	1

2008 COACHES

Mike Shanahan (Head Coach), **Rick Dennison** (Offensive Coordinator/Offensive Line), **Bob Slowik** (Defensive Coordinator/Defensive Backs), **Scott O'Brien** (Special Teams Coordinator), **Steve Watson** (Associate Head Coach), **Joe Baker** (Offensive Assistant), **Jeremy Bates** (Quarterbacks), **Ronnie Bradford** (Defensive Backs), **Jacob Burney** (Defensive Line), **Keith Burns** (Special Teams Assistant), **Dwayne Chandler** (Assistant Strength & Conditioning), **Jedd Fisch** (Wide Receivers), **Charlie Jackson** (Defensive Assistant), **Bill Johnson** (Defensive Line), **Pat McPherson** (Tight Ends), **Jim Ryan** (Linebackers), **Greg Saporita** (Assistant Strength & Conditioning), **Ryan Slowik** (Assistant Defensive Backs), **Bobby Turner** (Running Backs), **Rich Tuten** (Strength & Conditioning).

2008 LEADERS / RANKINGS

INDIVIDUAL	PLAYER	NO.	AFC RANK	NFL RANK	NFL LEADER	NO.
Points	Prater	114	8	19	Gostkowski (NE)	148
Rushing Yards	Hillis	343	31	59	Peterson (MIN)	1,760
Passing Yards	Cutler	4,526	1	3	Brees (NO)	5,069
Passer Rating	Cutler	86.0	6	16	Rivers (SD)	105.5
Receiving Yards	Marshall	1,265	2	7	Johnson (HOU)	1,575
Receptions	Marshall	104	3	3	Johnson (HOU)	115
Interceptions	Bly	2	34t	60t	Reed (BAL)	9
Sacks	Dumervil/Ekuban	5	17t	43t	Ware (DAL)	20.0
OFFENSE						
		NO.	AFC RANK	NFL RANK	NFL LEADER	NO.
Points Per Game		23.1	7	16	New Orleans	28.9
Total Yards Per Game		395.8	1	2	New Orleans	410.7
Yards Per Play		6.2	1	2	New Orleans	6.3
Rushing Yards Per Game		116.4	7	12	New York Giants	157.4
Net Passing Yards Per Game		279.4	1	3	New Orleans	311.1
DEFENSE						
		NO.	AFC RANK	NFL RANK	NFL LEADER	NO.
Points Per Game		28.0	16	30	Pittsburgh	13.9
Total Yards Per Game		374.6	15	29	Pittsburgh	237.2
Yards Per Play		6.1	16	30	Pittsburgh	3.9
Rushing Yards Per Game		146.1	13	27	Minnesota	76.9
Net Passing Yards Per Game		228.5	13	26	Pittsburgh	156.9

2008 KEY AWARDS

Pro Bowl (3): QB Jay Cutler, WR Brandon Marshall, C Casey Wiegmann.
AP All-Pro (1): T Ryan Clady (second team).

2008 NFL STANDINGS

AFC EAST

Team	W	L	T	Pct	PF	PA
y-Miami	11	5	0	.688	345	317
New England	11	5	0	.688	410	309
New York Jets	9	7	0	.563	405	356
Buffalo	7	9	0	.438	336	342

AFC NORTH

Team	W	L	T	Pct	PF	PA
yz-Pittsburgh	12	4	0	.750	347	223
x-Baltimore	11	5	0	.688	385	244
Cincinnati	4	11	1	.281	204	364
Cleveland	4	12	0	.250	232	350

AFC SOUTH

Team	W	L	T	Pct	PF	PA
*yz-Tennessee	13	3	0	.813	375	234
x-Indianapolis	12	4	0	.750	377	298
Houston	8	8	0	.500	366	394
Jacksonville	5	11	0	.313	302	367

AFC WEST

Team	W	L	T	Pct	PF	PA
y-San Diego	8	8	0	.500	439	347
Denver	8	8	0	.500	370	448
Oakland	5	11	0	.313	263	388
Kansas City	2	14	0	.125	291	440

NFC EAST

Team	W	L	T	Pct	PF	PA
*yz-New York Giants	12	4	0	.750	427	294
x-Philadelphia	9	6	1	.594	416	289
Dallas	9	7	0	.563	362	365
Washington	8	8	0	.500	265	296

NFC NORTH

Team	W	L	T	Pct	PF	PA
y-Minnesota	10	6	0	.625	379	333
Chicago	9	7	0	.563	375	350
Green Bay	6	10	0	.375	419	380
Detroit	0	16	0	.000	268	517

NFC SOUTH

Team	W	L	T	Pct	PF	PA
yz-Carolina	12	4	0	.750	414	329
x-Atlanta	11	5	0	.688	391	325
Tampa Bay	9	7	0	.563	361	323
New Orleans	8	8	0	.500	463	393

NFC WEST

Team	W	L	T	Pct	PF	PA
y-Arizona	9	7	0	.563	427	426
San Francisco	7	9	0	.438	339	381
Seattle	4	12	0	.250	294	392
St. Louis	2	14	0	.125	232	465

x - Playoffs; y - Division Title; z - First-round Bye; * - Home-field Advantage

WILD CARD PLAYOFF GAMES

1/3 - at Arizona 30, Atlanta 24
1/3 - at San Diego 23, Indianapolis 17 (OT)
1/4 - Baltimore 27, at Miami 9
1/4 - Philadelphia 26, at Minnesota 14

DIVISIONAL PLAYOFF GAMES

1/10 - Baltimore 13, at Tennessee 10
1/10 - Arizona 33, at Carolina 13
1/11 - Philadelphia 23, at New York Giants 11
1/11 - at Pittsburgh 35, San Diego 24

CONFERENCE CHAMPIONSHIPS

1/18 - at Arizona 32, Philadelphia 25
1/18 - at Pittsburgh 23, Baltimore 14

SUPER BOWL XLIII (TAMPA, FLA.)

2/1 - Pittsburgh 27, Arizona 23

2007 FINAL STATISTICS (7-9)

Head Coach: Mike Shanahan AFC West: 2nd Home Stadium: INVESCO Field at Mile High

Date	W-L	Score	Opponent	Attendance	RUSHING	No.	Yds.	Avg.	Long	TD
Sept 9	W	15-14	at Buffalo	71,132	Young	140	729	5.2	50	1
Sept 16	W	23-20	Oakland (OT)	76,784	Henry	167	691	4.1	33	4
Sept 23	L	14-23	Jacksonville	76,463	Hall	44	216	4.9	62t	2
Sept 30	L	20-38	at Indianapolis	57,274	Cutler	44	205	4.7	31	1
Oct 7	L	3-41	San Diego	76,879	Sapp	18	59	3.3	12	2
Oct 21	W	31-28	Pittsburgh	77,038	Marshall	5	57	11.4	24	0
Oct 29	L	13-19	Green Bay (OT)	77,160	Ramsey	2	6	3.0	4	0
Nov 4	L	7-44	at Detroit	60,783	Bell	6	3	0.5	3	0
Nov 11	W	27-11	at Kansas City	77,368	Walker	2	-3	-1.5	-1	0
Nov 19	W	34-20	Tennessee	76,590	Stokley	1	-6	-6.0	-6	0
Nov 25	L	34-37	at Chicago (OT)	62,148	Jacobs LG	1	-8	-8.0	-8	0
Dec 2	L	20-34	at Oakland	61,990	BRONCOS	429	1957	4.6	62t	10
Dec 9	W	41-7	Kansas City	75,895	OPPONENTS	501	2282	4.6	74t	14
Dec 13	L	13-31	at Houston	70,747	RECEIVING	No.	Yds.	Avg.	Long	TD
Dec 24	L	3-23	at San Diego	65,477	Marshall	102	1325	13.0	68t	7
Dec 30	W	22-19	Minnesota (OT)	76,084	Scheffler	49	549	11.2	41	5

TEAM STATISTICS	Den	Opp
TOTAL FIRST DOWNS	305	306
Rushing	96	119
Passing	187	168
Penalty	22	19
3RD DOWN: MADE/ATT	80/198	91/213
3rd Down Pct.	40.4	42.7
4TH DOWN: MADE/ATT	7/22	10/13
4th Down Pct.	31.8	76.9
POSSESSION AVG.	29:09	30:51
TOTAL NET YARDS	5541	5376
Avg. Per Game	346.3	336.0
Total Plays	976	992
Avg. Per Play	5.7	5.4
NET YARDS RUSHING	1957	2282
Avg. Per Game	122.3	142.6
Total Rushes	429	501
NET YARDS PASSING	3584	3094
Avg. Per Game	224.0	193.4
Sacked/Yards Lost	32/175	33/203
Gross Yards	3759	3297
Att./Completions	515/326	458/279
Completion Pct.	63.3	60.9
Had Intercepted	15	14
PUNTS/AVERAGE	60/43.8	60/43.9
NET PUNTING AVG.	60/36.3	60/38.7
PENALTIES/YARDS	90/610	82/628
FUMBLES/BALL LOST	30/14	34/16
TOUCHDOWNS	34	46
Rushing	10	14
Passing	21	25
Returns	3	7

SCORE BY PERIODS	1	2	3	4	OT	PTS
BRONCOS	75	89	94	56	6	320
OPPONENTS	68	103	114	115	9	409

SCORING	TD	Ru	Pa	Ret	PAT	FG	S	PTS
Elam	0	0	0	0	33/33	27/31	0	114
Marshall	7	0	7	0			0	42
Scheffler	5	0	5	0			0	30
Stokley	5	0	5	0			0	30
Henry	4	4	0	0			0	24
Sapp	3	2	1	0			0	18
Graham	2	0	2	0			0	12
Hall	2	2	0	0			0	12
Crowder	1	0	0	1			0	6
Cutler	1	1	0	0			0	6
Jackson	1	0	1	0			0	6
Jacobs LG	1	0	1	0			0	6
Martinez	1	0	0	1			0	6
Webster	1	0	0	1			0	6
Young	1	1	0	0			0	6
Prater LG	0	0	0	0	1/1	1/4	0	4
BRONCOS	34	10	21	3	33/33	27/31	1	320
OPPONENTS	46	14	25	7	42/42	27/33	2	409

2-PT. CONVERSIONS: BRONCOS 0-1, OPPONENTS 3-3

SACKS: Dumervil 12.5, Crowder 4, Mallard LG 3.5, Mallard TM 3.5, McKinley 2.5, Gold 2, (Group) 2, Bly 1, Engelberger 1, Lynch 1, Moss 1, Peterson 1, Williams 1, Winborn 0.5, **BRONCOS 33.0, OPPONENTS 32.0**

FUM/Lost: Cutler 11/4, Henry 3/1, Marshall 3/1, Martinez 3/1, Clark (TM) 2/2, Ramsey 2/1, Young 2/1, Bell 1/1, Hall 1/0, Hixon (TM) 1/1, Scheffler 1/1

RECEIVING	No.	Yds.	Avg.	Long	TD
Marshall	102	1325	13.0	68t	7
Scheffler	49	549	11.2	41	5
Stokley	40	635	15.9	58	5
Young	35	231	6.6	24	0
Walker	26	287	11.0	24	0
Graham	24	246	10.3	28	2
Martinez	14	175	12.5	23	0
Sapp	14	51	3.6	16	1
Henry	7	65	9.3	21	0
Mustard	5	62	12.4	15	0
Clark TM	4	23	5.8	7	0
Jacobs LG	3	40	13.3	21t	1
Jackson	3	34	11.3	24	1
Hall	2	69	34.5	65	0
Bell	1	7	7.0	7	0
BRONCOS	326	3759	11.5	68t	21
OPPONENTS	279	3297	11.8	82t	25

INTERCEPTIONS	No.	Yds.	Avg.	Long	TD
Bly	5	71	14.2	37	0
Bailey	3	3	1.0	3	0
Paymah	2	0	0.0	0	0
Dumervil	1	27	27.0	27	0
Gold	1	6	6.0	6	0
Williams	1	0	0.0	0	0
Thomas	1	-2	-2.0	-2	0
BRONCOS	14	105	7.5	37	0
OPPONENTS	15	229	15.3	66t	2

PUNTING	No.	Yds.	Avg.	Net	TB	In20	Long	B
Sauerbrun	47	2200	46.8	36.1	6	14	65	2
Ernster LG	12	434	36.2	35.6	0	3	59	0
Ernster TM	5	178	35.6	35.6	0	1	59	0
Paulescu	5	221	44.2	40.0	0	1	51	0
Elam	1	31	31.0	31.0	0	1	31	0
BRONCOS	60	2630	43.8	36.3	6	17	65	2
OPPONENTS	60	2633	43.9	38.7	5	26	63	1

PUNT RETURNS	No.	FC	Yds.	Avg.	Long	TD
Martinez	14	12	157	11.2	80t	1
Hixon TM	7	5	32	4.6	14	0
Bly	2	0	20	10.0	10	0
BRONCOS	23	17	209	9.1	80t	1
OPPONENTS	31	3	334	10.8	75t	2

KICKOFF RETURNS	No.	Yds.	Avg.	Long	TD
Hall	19	475	25.0	34	0
Martinez	15	330	22.0	35	0
Hixon TM	12	274	22.8	35	0
Clark TM	3	70	23.3	26	0
Jacobs LG	3	35	11.7	15	0
Jacobs TM	3	35	11.7	15	0
Young	3	56	18.7	25	0
Sapp	2	30	15.0	22	0
Bly	1	23	23.0	23	0
BRONCOS	58	1293	22.3	35	0
OPPONENTS	62	1424	23.0	88t	1

FIELD GOALS	1-19	20-29	30-39	40-49	50+
Elam	0/0	11/11	6/6	9/12	1/2
Prater LG	0/0	0/1	0/0	1/3	0/0
BRONCOS	0/0	11/11	6/6	9/12	1/2
OPPONENTS	3/3	8/8	8/9	6/7	2/6

ELAM: (21G,48G,50N,43N,42G)(23G,45N,20G,23G)(35G,22G)(30G)(49G)(45G,21G)(48N)(44G,50G)(21G,39G)(23G,22G)(29G,44G)(37G,37G)(41G,47G)(23G)(43G,30G)

OPPONENTS: (45N)(38G,52N)(19G,27G,18G)(22G)(26G,45G)(65N)(19G,26G)(43G,53G,38G)(38G,36G,39G,53N)(56G,37G)(24G,44G,39G)(58N,38G,35N,44G)(41G)(40G,23G,29G)(22G)

PASSING	Att.	Comp.	Yds.	Comp.%	Yds/Att.	TD	TD%	Int	Int%	Long	Sack/Lost	Rating
Cutler	467	297	3497	63.6	7.49	20	4.3	14	3.0	68t	27/153	88.1
Ramsey	48	29	262	60.4	5.46	1	2.1	1	2.1	21	3/13	73.4
Marshall	0	0	0	—	—	0	—	0	—	—	2/9	—
BRONCOS	515	326	3759	63.3	7.30	21	4.1	15	2.9	68t	32/175	86.7
OPPONENTS	458	279	3297	60.9	7.20	25	5.5	14	3.1	82t	33/203	88.3

2007 DEFENSIVE STATS

(based on coaches' film review)

	TT	UT	A	S-YDS	I-YDS	PD	FF	FR
1 Williams	170	121	49	1-14	1-0	4	3	2
2 Webster	100	77	23	0-0	0-0	1	1	1
3 Bailey	81	68	13	0-0	3-3	14	0	0
Gold	81	62	19	2-8	1-6	8	1	2
5 Lynch	62	48	14	1-11	0-0	3	0	0
6 Engelberger	59	40	19	1-8	0-0	2	1	0
7 Bly	57	42	15	1-11	5-71	16	0	0
Ferguson	57	45	12	0-0	0-0	1	1	0
9 Dumervil	56	43	13	12.5-62.5	1-27	7	4	3
10 Abdullah	48	40	8	0-0	0-0	7	1	1
11 Foxworth	42	32	10	0-0	0-0	4	1	0
12 Thomas	30	17	13	0-0	1-2	1	0	1
13 McKinley	28	16	12	2.5-12.5	0-0	0	0	0
14 Winborn	24	21	3	0.5-4.5	0-0	3	0	0
15 Crowder	22	18	4	4-39	0-0	0	1	2
16 J. Mallard	20	15	5	3.5-7.5	0-0	1	1	0
17 Adams	17	8	9	0-0	0-0	1	1	0
18 Gordon	16	9	7	0-0	0-0	0	0	0
19 Paymah	15	14	1	0-0	2-0	6	0	0
20 Moss	14	7	7	1-7	0-0	0	1	0
21 Peterson	13	10	3	1-8	0-0	2	0	0
22 Rice	11	6	5	0-0	0-0	2	0	0
23 Shoate	9	7	2	0-0	0-0	0	0	0
24 Burton	8	5	3	0-0	0-0	0	0	0
25 S. Harris	6	2	4	0-0	0-0	0	0	1
26 Cox	4	2	2	0-0	0-0	0	0	1
27 Team	2	2	0	2-10	0-0	0	0	0
TOTALS	1052	777	275	33-203	14-105	83	17	14

2007 GAMES STARTED

OFFENSE		DEFENSE	
QB Cutler, Jay	16	DE Crowder, Tim	1
RB Hall, Andre	1	DE Dumervil, Elvis	16
RB Henry, Travis	7	DE Engelberger, John	15
RB Young, Selvin	8	DE Moss, Jarvis	1
FB Sapp, Cecil	8	DE Rice, Simeon	1
WR Marshall, Brandon	16	DT Adams, Sam	11
WR Martinez, Glenn	1	DT Gordon, Amon	4
WR Stokley, Brandon	9	DT McKinley, Alvin	10
WR Walker, Javon	5	DT Thomas, Marcus	5
TE Graham, Daniel	15	LB Gold, Ian	14
TE Jackson, Nate	1	LB Webster, Nate	13
TE Mustard, Chad	2	LB Williams, D.J.	16
TE Scheffler, Tony	7	LB Winborn, Jamie	2
C/G Myers, Chris	16	CB Bailey, Champ	15
C Nalen, Tom	5	CB Bly, Dré	16
T Lepsis, Matt	16	CB Paymah, Karl	3
T Pears, Erik	16	DB Foxworth, Domonique	6
G Holland, Montrae	16	S Abdullah, Hamza	8
G Kuper, Chris	11	S Ferguson, Nick	7
		S Lynch, John	12

2007 COACHES

Mike Shanahan (Head Coach), **Jim Bates** (Asst. Head Coach/Defense), **Mike Heimerdinger** (Asst. Head Coach/QBs), **Rick Dennison** (Offensive Coordinator/OL), **Bob Slowik** (Defensive Coordinator/DBs), **Scott O'Brien** (Special Teams Coordinator), **Steve Watson** (Associate Head Coach), **Joe Baker** (Linebackers), **Jeremy Bates** (Wide Receivers/Quarterbacks), **Ronnie Bradford** (Asst. Def. Backs), **Jacob Bureny** (Defensive Line), **Keith Burns** (Spec. Tms. Asst.), **Dwayne Chandler** (Asst. Strength & Conditioning), **Charlie Jackson** (Defensive Asst.), **Bill Johnson** (Defensive Line), **Pat McPherson** (Tight Ends), **Jim Ryan** (Offensive Asst.), **Greg Saporta** (Asst. Strength & Conditioning), **Ryan Slowik** (Spec. Tms. Asst.), **Bobby Turner** (Running Backs), **Rich Tuten** (Strength & Conditioning).

2007 LEADERS / RANKINGS

INDIVIDUAL	PLAYER	NO.	AFC RANK	NFL RANK	NFL LEADER	NO.
Points	Elam	114	9	16	Crosby (GB)	141
Rushing Yards	Young	729	15	27	Tomlinson (SD)	1,474
Passing Yards	Cutler	3,497	5	10	Brady (NE)	4,806
Passer Rating	Cutler	88.1	5	12	Brady (NE)	117.2
Receiving Yards	Marshall	1,325	4	6	Wayne (IND)	1,510
Receptions	Marshall	102	5	5	Houshmandzadeh (CIN)/Weller (NE)	112
Interceptions	Bly	5	6t	9t	Cromartie (SD)	10
Sacks	Dumervil	12.5	3t	6t	Allen (KC)	15.5
OFFENSE		NO.	AFC RANK	NFL RANK	NFL LEADER	NO.
Points Per Game		20.0	9	21	New England	36.8
Total Yards Per Game		346.3	6	11	New England	411.3
Yards Per Play		5.7	2	4	New England	6.2
Rushing Yards Per Game		122.3	6	9	Minnesota	164.6
Net Passing Yards Per Game		224.0	6	13	New England	295.7
DEFENSE		NO.	AFC RANK	NFL RANK	NFL LEADER	NO.
Points Per Game		25.6	15	28	Indianapolis	16.4
Total Yards Per Game		336.0	10	19	Pittsburgh	266.4
Yards Per Play		5.4	11	22	Tampa Bay	4.6
Rushing Yards Per Game		142.6	14	30	Minnesota	74.1
Net Passing Yards Per Game		193.4	6	7	Tampa Bay	170.5

2007 KEY AWARDS

Pro Bowl (2): CB Champ Bailey, S John Lynch. **AP All-Pro** (1): CB Champ Bailey (second team).

2007 NFL STANDINGS

AFC EAST

Team	W	L	T	Pct	PF	PA
*yz-New England	16	0	0	1.000	589	274
Buffalo	7	9	0	.438	252	354
New York Jets	4	12	0	.250	268	355
Miami	1	15	0	.063	267	437

AFC NORTH

Team	W	L	T	Pct	PF	PA
y-Pittsburgh	10	6	0	.625	393	269
Cleveland	10	6	0	.625	402	382
Cincinnati	7	9	0	.438	380	385
Baltimore	5	11	0	.313	275	384

AFC SOUTH

Team	W	L	T	Pct	PF	PA
yz-Indianapolis	13	3	0	.813	450	262
x-Jacksonville	11	5	0	.688	411	304
x-Tennessee	10	6	0	.625	301	297
Houston	8	8	0	.500	379	384

AFC WEST

Team	W	L	T	Pct	PF	PA
y-San Diego	11	5	0	.688	412	284
Denver	7	9	0	.438	320	409
Kansas City	4	12	0	.250	226	335
Oakland	4	12	0	.250	283	398

NFC EAST

Team	W	L	T	Pct	PF	PA
*yz-Dallas	13	3	0	.813	455	325
x-New York Giants	10	6	0	.625	373	351
x-Washington	9	7	0	.563	334	310
Philadelphia	8	8	0	.500	336	300

NFC NORTH

Team	W	L	T	Pct	PF	PA
yz-Green Bay	13	3	0	.813	435	291
Minnesota	8	8	0	.500	365	311
Detroit	7	9	0	.438	346	444
Chicago	7	9	0	.438	334	348

NFC SOUTH

Team	W	L	T	Pct	PF	PA
y-Tampa Bay	9	7	0	.563	334	270
Carolina	7	9	0	.438	267	347
New Orleans	7	9	0	.438	379	388
Atlanta	4	12	0	.250	259	414

NFC WEST

Team	W	L	T	Pct	PF	PA
y-Seattle	10	6	0	.625	393	291
Arizona	8	8	0	.500	404	399
San Francisco	5	11	0	.313	219	364
St. Louis	3	13	0	.188	263	438

x - Playoffs; y - Division Title; z - First-round Bye; * - Home-field Advantage

WILD CARD PLAYOFF GAMES

1/5 - at Seattle 35, Washington 14
1/5 - Jacksonville 31, at Pittsburgh 29
1/6 - New York Giants 24, at Tampa Bay 14
1/6 - at San Diego 17, Tennessee 6

DIVISIONAL PLAYOFF GAMES

1/12 - at Green Bay 42, Seattle 20
1/12 - at New England 31, Jacksonville 20
1/13 - San Diego 28, at Indianapolis 24
1/13 - New York Giants 21, at Dallas 17

CONFERENCE CHAMPIONSHIPS

1/20 - at New England 21, San Diego 12
1/20 - New York Giants 23, at Tampa Bay 20 (OT)

SUPER BOWL XLII (GLENDALE, ARIZ.)

2/3 - New York Giants 17, New England 14

2006 FINAL STATISTICS (9-7)

Head Coach: Mike Shanahan
AFC West: 3rd
Home Stadium: INVESCO Field at Mile High

Date	W-L	Score	Opponent	Attendance	RUSHING	No.	Yds.	Avg.	Long	TD
Sept 10	L	10-18	at St. Louis	65,577	T. Bell	233	1025	4.4	51	2
Sept 17	W	9-6	Kansas City (OT)	76,786	M. Bell	157	677	4.3	48	8
Sept 24	W	17-7	at New England	68,756	Walker	9	123	13.7	72t	1
Oct 9	W	13-3	Baltimore	76,355	Plummer	36	112	3.1	19	1
Oct 15	W	13-3	Oakland	76,691	Sapp	10	80	8.0	28	0
Oct 22	W	17-7	at Cleveland	73,024	Nash	18	66	3.7	26	0
Oct 29	L	31-34	Indianapolis	76,767	Johnson	5	30	6.0	15	0
Nov 5	W	31-20	at Pittsburgh	64,661	Cutler	12	18	1.5	9	0
Nov 12	W	17-13	at Oakland	62,094	Marshall	2	12	6.0	6	0
Nov 19	L	27-35	San Diego	76,723	Cobbs	3	9	3.0	5	0
Nov 23	L	10-19	at Kansas City	79,484	Scheffler	1	3	3.0	3	0
Dec 3	L	20-23	Seattle	76,146	Elam	1	2	2.0	2	0
Dec 10	L	20-48	at San Diego	67,514	Smith	1	-5	-5.0	-5	0
Dec 17	W	37-20	at Arizona	63,845	BRONCOS	488	2152	4.4	72t	12
Dec 24	W	24-23	Cincinnati	75,759	OPPONENTS	447	1813	4.1	41	13
Dec 31	L	23-26	San Francisco (OT)	75,555						

TEAM STATISTICS	Den	Opp
TOTAL FIRST DOWNS	285	291
Rushing	106	97
Passing	151	183
Penalty	28	11
3RD DOWN: MADE/ATT	78/211	81/221
3rd Down Pct.	37.0	36.7
4TH DOWN: MADE/ATT	7/13	5/14
4th Down Pct.	53.8	35.7
POSSESSION AVG.	29:50	30:10
TOTAL NET YARDS	4951	5223
Avg. Per Game	309.4	326.4
Total Plays	973	1020
Avg. Per Play	5.1	5.1
NET YARDS RUSHING	2152	1813
Avg. Per Game	134.5	113.3
Total Rushes	488	447
NET YARDS PASSING	2799	3410
Avg. Per Game	174.9	213.1
Sacked/Yards Lost	31/196	35/202
Gross Yards	2995	3612
Att./Completions	454/256	538/327
Completion Pct.	56.4	60.8
Had Intercepted	18	17
PUNTS/AVERAGE	80/41.7	74/43.8
NET PUNTING AVG.	80/36.6	74/37.9
PENALTIES/YARDS	67/478	97/785
FUMBLES/BALL LOST	29/12	28/13
TOUCHDOWNS	34	29
Rushing	12	13
Passing	20	13
Returns	2	3

SCORE BY PERIODS	1	2	3	4	OT	PTS
BRONCOS	44	110	75	87	3	319
OPPONENTS	47	82	64	109	3	305

SCORING	TD	Ru	Pa	Ret	PAT	FG	S	PTS
Elam	0	0	0	0	34/34	27/29	0	115
Walker	9	1	8	0			0	54
M. Bell	8	8	0	0			0	48
Scheffler	4	0	4	0			0	24
Smith	3	0	3	0			0	18
Alexander	2	0	2	0			0	12
T. Bell	2	2	0	0			0	12
Marshall	2	0	2	0			0	12
Bailey	1	0	0	1			0	6
Johnson	1	0	1	0			0	6
Plummer	1	1	0	0			0	6
Da. Williams	1	0	0	1			0	6
BRONCOS	34	12	20	2	34/34	27/29	0	319
OPPONENTS	29	13	13	3	27/27	34/42	0	305

2-PT. CONVERSIONS: BRONCOS 0-0, OPPONENTS 1-2

SACKS: Dumervil 8.5, Ekuban 7, Lang 6, Chukwurah 4.5, Warren 2.5, M. Myers 2, Veal 1.5, Engelberger 1, D.J. Williams 1, Wilson 1, **BRONCOS 35.0, OPPONENTS 31.0**

PASSING	Att.	Comp.	Yds.	Comp.%	Yds/Att.	TD	TD%	Int	Int%	Long	Sack/Lost	Rating
Plummer	317	175	1994	55.2	6.29	11	3.5	13	4.1	83t	18/111	68.8
Cutler	137	81	1001	59.1	7.31	9	6.6	5	3.6	71t	13/85	88.5
BRONCOS	454	256	2995	56.4	6.60	20	4.4	18	4.0	83t	31/196	74.7
OPPONENTS	538	327	3612	60.8	6.71	13	2.4	17	3.2	63	35/202	75.6

RECEIVING	No.	Yds.	Avg.	Long	TD
Walker	69	1084	15.7	83t	8
Smith	52	512	9.8	20	3
T. Bell	24	115	4.8	16	0
Marshall	20	309	15.5	71t	2
M. Bell	20	158	7.9	24	0
Scheffler	18	286	15.9	29	4
Alexander	18	160	8.9	24	2
Kircus	9	187	20.8	45	0
Sapp	8	34	4.3	9	0
Johnson	7	37	5.3	20	1
Jackson	5	49	9.8	24	0
Nash	4	41	10.3	13	0
Mustard	2	23	11.5	14	0
BRONCOS	256	2995	11.7	83t	20
OPPONENTS	327	3612	11.0	63	13

INTERCEPTIONS	No.	Yds.	Avg.	Long	TD
Bailey	10	162	16.2	70t	1
Da. Williams	4	37	9.3	31t	1
Foxworth	1	45	45.0	45	0
Cox	1	0	0.0	0	0
Ferguson	1	0	0.0	0	0
BRONCOS	17	244	14.4	70t	2
OPPONENTS	18	292	16.2	46	2

PUNTING	No.	Yds.	Avg.	Net	TB	In20	Long	B
Ernster	80	3338	41.7	36.6	7	23	61	0
BRONCOS	80	3338	41.7	36.6	7	23	61	0
OPPONENTS	74	3240	43.8	37.9	7	33	67	0

PUNT RETURNS	No.	FC	Yds.	Avg.	Long	TD
Da. Williams	25	12	206	8.2	34	0
Kircus	6	4	86	14.3	42	0
Smith	1	0	2	2.0	2	0
BRONCOS	32	16	294	9.2	42	0
OPPONENTS	39	16	268	6.9	21	0

KICKOFF RETURNS	No.	Yds.	Avg.	Long	TD
Clark	23	512	22.3	36	0
Morgan	17	423	24.9	64	0
M. Bell	5	97	19.4	22	0
Sapp	4	95	23.8	53	0
Kircus	2	38	19.0	20	0
Cobbs	1	0	0.0	0	0
Johnson	1	14	14.0	14	0
Mustard	1	2	2.0	2	0
Da. Williams	0	6	—	6	0
BRONCOS	54	1187	22.0	64	0
OPPONENTS	55	1480	26.9	60	0

FIELD GOALS	1-19	20-29	30-39	40-49	50+
Elam	0/0	10/10	10/10	6/8	1/1
BRONCOS	0/0	10/10	10/10	6/8	1/1
OPPONENTS	0/0	12/12	8/9	11/14	3/7

ELAM: (49G)(44N,23G,22G,39G)(23G)(43G,44G)(51G,22G)(32G,43N)(49G)(32G)(24G)(42G,38G)(31G)(37G,41G)(34G,33G)(30G,22G,30G)(24G)(22G, 21G,22G)

OPPONENTS: (26G,44N,38G,29G,51G,48G,24G)(29G, 45G)(37B)(24G)(54N,47G)()(42G,30G,48G,37G)(40N,46G,29G)(55G,20G,51N)()(24G,34G,29G,21G)(40N,53N,44G,23G,50G)(34G,35G)(49G,50N,38G)(46G)(46G,29G,46G,36G)

2006 DEFENSIVE STATS

(based on coaches' film review)

	TT	UT	A	S-YDS	I-YDS	PD	FF	FR
1 Wilson	113	88	25	1-5	0-0	6	1	0
2 Gold	101	77	24	0-0	0-0	4	1	0
3 Bailey	98	84	14	0-0	10-162	30	0	1
4 Lynch	97	64	33	0-0	0-0	5	2	1
5 Da. Williams	89	79	10	0-0	4-37	16	1	1
6 D.J. Williams	86	69	17	1-8	0-0	3	2	0
7 Myers	80	51	29	2-3	0-0	2	1	2
8 Ekuban	78	61	17	7-45.5	0-0	2	1	0
9 Foxworth	58	47	11	0-0	1-45	12	1	0
10 Engelberger	55	37	18	1-4	0-0	4	2	1
11 Lang	51	39	12	6-34	0-0	1	1	0
Warren	51	32	19	2.5-12	0-0	2	0	0
13 Veal	39	25	14	1.5-14	0-0	2	0	0
14 Ferguson	36	28	8	0-0	1-0	5	1	0
15 Chukwurah	20	11	9	4.5-20	0-0	1	0	0
16 Dumervil	19	15	4	8.5-56.5	0-0	0	2	3
17 Brandon	15	9	6	0-0	0-0	1	1	0
18 Paymah	14	14	0	0-0	0-0	2	0	0
19 Webster	13	7	6	0-0	0-0	0	0	0
20 Cox	11	10	1	0-0	1-0	5	0	1
21 Abdullah	4	3	1	0-0	0-0	0	0	0
22 Burns	2	1	1	0-0	0-0	0	0	0
Peterson	2	1	1	0-0	0-0	0	0	0
24 Burton	1	0	1	0-0	0-0	0	0	0
Green	1	1	0	0-0	0-0	0	0	0
TOTALS	1134	853	281	35-202	17-244	103	17	10

2006 GAMES STARTED

OFFENSE		DEFENSE	
QB Cutler, Jay	5	DE Ekuban, Ebenezer	15
QB Plummer, Jake	11	DE Engelberger, John	1
RB Bell, Mike	3	DE Lang, Kenard	16
RB Bell, Tatum	13	DT Myers, Michael	16
FB Johnson, Kyle	7	DT Veal, Demetris	1
FB Sapp, Cecil	1	DT Warren, Gerard	15
WR Marshall, Brandon	1	LB Gold, Ian	15
WR Smith, Rod	16	LB Webster, Nate	2
WR Walker, Javon	16	LB Williams, D.J.	15
TE Alexander, Stephen	14	LB Wilson, Al	15
TE Mustard, Chad	4	CB Bailey, Champ	16
TE Scheffler, Tony	5	CB Williams, Darrent	14
C Nalen, Tom	16	DB Foxworth, Domonique	5
T Foster, George	13	S Cox, Curome	4
T Lepsis, Matt	6	S Ferguson, Nick	10
T Meadows, Adam	3	S Lynch, John	16
T Pears, Erik	10		
G Carlisle, Cooper	16		
G Hamilton, Ben	16		

2006 COACHES

Mike Shanahan (Head Coach), **Mike Heimerdinger** (Asst. Head Coach), **Rick Dennison** (Offensive Coordinator), **Larry Coyer** (Defensive Coordinator), **Jeremy Bates** (Offensive Asst.), **Chip Beake** (Quality Control), **Ronnie Bradford** (Special Teams), **Tim Brewster** (Tight Ends), **Jacob Burney** (Defensive Line/Ends), **Kirk Doll** (Linebackers), **Thomas McGaughey** (Special Teams Asst.), **Pat McPherson** (Quarterbacks), **Andre Patterson** (Defensive Line/Tackles), **Jim Ryan** (Defensive Asst.), **Greg Saporta** (Asst. Strength & Conditioning), **Bob Slowik** (Defensive Backs), **Ryan Slowik** (Defensive Asst.), **Cedric Smith** (Asst. Strength & Conditioning), **Jimmy Spencer** (Asst. Defensive Backs), **Bobby Turner** (Running Backs), **Rich Tuten** (Strength & Conditioning), **Steve Watson** (Wide Receivers).

2006 LEADERS / RATINGS

INDIVIDUAL	PLAYER	NO.	AFC RANK	NFL RANK	NFL LEADER	NO.
Points	Elam	115	5t	10t	Tomlinson (SD)	186
Rushing Yards	T. Bell	1,025	9	22	Tomlinson (SD)	1,815
Passing Yards	Plummer	1,994	13	27	Brees (NO)	4,414
Passer Rating	Plummer	68.8	13	28	Manning (IND)	101.0
Receiving Yards	Walker	1,084	7	15	C. Johnson (CIN)	1,369
Receptions	Walker	69	14	28t	A. Johnson (HOU)	1103
Interceptions	Bailey	10	1t	1t	Bailey (DEN)/Samuel (NE)	10
Sacks	Dumervil	8.5	15t	22t	Merriman (SD)	17.0
OFFENSE		NO.	AFC RANK	NFL RANK	NFL LEADER	NO.
Points Per Game		19.9	10	17	San Diego	30.8
Total Yards Per Game		309.4	10	21	New Orleans	391.5
Yards Per Play		5.1	9	18	Philadelphia	6.2
Rushing Yards Per Game		134.5	4	8	Atlanta	183.7
Net Passing Yards Per Game		174.9	12	25	New Orleans	281.4
DEFENSE		NO.	AFC RANK	NFL RANK	NFL LEADER	NO.
Points Per Game		19.1	7	8t	Baltimore	12.6
Total Yards Per Game		326.4	8	14	Baltimore	264.1
Yards Per Play		5.1	8	12	Baltimore	4.5
Rushing Yards Per Game		113.3	7	12	Minnesota	61.6
Net Passing Yards Per Game		213.1	13	21	Oakland	150.8

2006 KEY AWARDS

Pro Bowl (3): CB Champ Bailey, S John Lynch, LB Al Wilson. **AP All-Pro (2):** CB Champ Bailey (first team), LB Al Wilson (second team).

2006 NFL STANDINGS

AFC EAST

Team	W	L	T	Pct	PF	PA
y-New England	12	4	0	.750	385	237
x-New York Jets	10	6	0	.625	316	295
Buffalo	7	9	0	.438	300	311
Miami	6	10	0	.375	260	283

AFC NORTH

Team	W	L	T	Pct	PF	PA
yz-Baltimore	13	3	0	.813	353	201
Cincinnati	8	8	0	.500	373	331
Pittsburgh	8	8	0	.500	353	315
Cleveland	4	12	0	.250	238	356

AFC SOUTH

Team	W	L	T	Pct	PF	PA
y-Indianapolis	12	4	0	.750	427	360
Tennessee	8	8	0	.500	324	400
Jacksonville	8	8	0	.500	371	274
Houston	6	10	0	.375	267	366

AFC WEST

Team	W	L	T	Pct	PF	PA
*yz-San Diego	14	2	0	.875	492	303
x-Kansas City	9	7	0	.563	331	315
Denver	9	7	0	.563	319	305
Oakland	2	14	0	.125	168	332

NFC EAST

Team	W	L	T	Pct	PF	PA
y-Philadelphia	10	6	0	.625	398	328
x-Dallas	9	7	0	.563	425	350
x-New York Giants	8	8	0	.500	355	362
Washington	5	11	0	.313	307	376

NFC NORTH

Team	W	L	T	Pct	PF	PA
*yz-Chicago	13	3	0	.813	427	255
Green Bay	8	8	0	.500	301	366
Minnesota	6	10	0	.375	282	327
Detroit	3	13	0	.188	305	398

NFC SOUTH

Team	W	L	T	Pct	PF	PA
yz-New Orleans	10	6	0	.625	413	322
Carolina	8	8	0	.500	270	305
Atlanta	7	9	0	.438	292	328
Tampa Bay	4	12	0	.250	211	353

NFC WEST

Team	W	L	T	Pct	PF	PA
y-Seattle	9	7	0	.563	335	341
St. Louis	8	8	0	.500	367	381
San Francisco	7	9	0	.438	298	412
Arizona	5	11	0	.313	314	389

x - Playoffs; y - Division Title; z - First-round Bye; * - Home-field Advantage

WILD CARD PLAYOFF GAMES

1/6 - at Indianapolis 23, Kansas City 8
1/6 - at Seattle 21, Dallas 20
1/7 - at New England 37, New York Jets 16
1/7 - at Philadelphia 23, New York Giants 20

DIVISIONAL PLAYOFF GAMES

1/13 - Indianapolis 15, at Baltimore 6
1/13 - at New Orleans 27, Philadelphia 24
1/14 - at Chicago 27, Seattle 24 (OT)
1/14 - New England 24, at San Diego 21

CONFERENCE CHAMPIONSHIPS

1/21 - at Chicago 39, New Orleans 14
1/21 - at Indianapolis 38, New England 34

SUPER BOWL XLI (South Florida)

2/4 - Indianapolis 29, Chicago 17

2005 FINAL STATISTICS (13-3)

Head Coach: Mike Shanahan AFC West: 1st Home Stadium: INVESCO Field at Mile High

Date	W-L	Score	Opponent	Attendance	RUSHING	No.	Yds.	Avg.	Long	TD
Sept 11	L	10-34	at Miami	72,324	M. Anderson	239	1014	4.2	44t	12
Sept 18	W	20-17	San Diego	75,310	Bell	173	921	5.3	68	8
Sept 26	W	30-10	Kansas City	76,381	Dayne	53	270	5.1	55	1
Oct 2	W	20-7	at Jacksonville	66,045	Plummer	46	151	3.3	22	2
Oct 9	W	21-19	Washington	75,880	Lelie	5	84	16.8	39	0
Oct 16	W	28-20	New England	76,571	Van Pelt	11	48	4.4	11	1
Oct 23	L	23-24	at New York Giants	78,516	Sapp	5	21	4.2	10	0
Oct 30	W	49-21	Philadelphia	76,530	Adams	5	14	2.8	13	0
Nov 13	W	31-17	at Oakland	62,779	Johnson	4	9	2.3	4	1
Nov 20	W	27-0	New York Jets	76,255	Smith	1	7	7.0	7	0
Nov 24	W	24-21	at Dallas (OT)	63,273	BRONCOS	542	2539	4.7	68	25
Dec 4	L	27-31	at Kansas City	78,261	OPPONENTS	344	1363	4.0	61	10
Dec 11	W	12-10	Baltimore	75,651						
Dec 17	W	28-17	at Buffalo	71,887						
Dec 24	W	22-3	Oakland	76,212						
Dec 31	W	23-7	at San Diego	65,513						

TEAM STATISTICS	Den	Opp
TOTAL FIRST DOWNS	330	295
Rushing	145	82
Passing	162	183
Penalty	23	30
3RD DOWN: MADE/ATT	76/210	76/207
3rd Down Pct.	36.2	36.7
4TH DOWN: MADE/ATT	14/19	10/19
4th Down Pct.	73.7	52.6
POSSESSION AVG.	32:37	27:23
TOTAL NET YARDS	5766	5006
Avg. Per Game	360.4	312.9
Total Plays	1030	985
Avg. Per Play	5.6	5.1
NET YARDS RUSHING	2539	1363
Avg. Per Game	158.7	85.2
Total Rushes	542	344
NET YARDS PASSING	3227	3643
Avg. Per Game	201.7	227.7
Sacked/Yards Lost	23/146	28/190
Gross Yards	3373	3833
Att./Completions	465/279	613/344
Completion Pct.	60.0	56.1
Had Intercepted	7	20
PUNTS/AVERAGE	73/43.2	81/44.9
NET PUNTING AVG.	73/38.0	81/38.2
PENALTIES/YARDS	97/756	139/989
FUMBLES/BALL LOST	19/9	29/16
TOUCHDOWNS	46	31
Rushing	25	10
Passing	18	20
Returns	3	1

SCORE BY PERIODS	1	2	3	4	OT	PTS
BRONCOS	81	143	83	85	3	395
OPPONENTS	44	61	37	116	0	258

SCORING	TD	Ru	Pa	Ret	PAT	FG	S	PTS
Elam	0	0	0	0	43/44	24/32	0	115
M. Anderson	13	12	1	0			0	78
Bell	8	8	0	0			0	48
Johnson	6	1	5	0			0	36
Smith	6	0	6	0			0	36
Bailey	2	0	0	2			0	12
Carswell	2	0	2	0			0	12
Plummer	2	2	0	0			0	12
S. Alexander	1	0	1	0			0	6
Dayne	1	1	0	0			0	6
Devoe	1	0	1	0			0	6
Duke	1	0	1	0			0	6
Lelie	1	0	1	0			0	6
Van Pelt	1	1	0	0			0	6
Da. Williams	1	0	0	1			0	6
Putzier	0	0	0	0			0	2
Veal	0	0	0	0			1	2
BRONCOS	46	25	18	3	43/44	24/32	1	395
OPPONENTS	31	10	20	1	30/30	14/18	0	258

2-PT. CONVERSIONS: Putzier, **BRONCOS 1-2, OPPONENTS 0-1**

SACKS: Ekuban 4.0, Lynch 4.0, Pryce 4.0, Gold 3.0, Warren 3.0, Wilson 3.0, Brown 2.0, Coleman 1.0, M. Myers 1.0, Veal 1.0, Da. Williams 1.0, (group) 1.0, **BRONCOS 28.0, OPPONENTS 23.0**

PASSING	Att.	Comp.	Yds.	Comp.%	Yds/Att.	TD	TD%	Int	Int%	Long	Sack/Lost	Rating
Plummer	456	277	3366	60.7	7.38	18	3.9	7	1.5	72	22/135	90.2
Van Pelt	8	2	7	25.0	0.88	0	0.0	0	0.0	5	0/0	39.6
Smith	1	0	0	0.0	0.00	0	0.0	0	0.0	0	1/11	39.6
BRONCOS	465	279	3373	60.0	7.25	18	3.9	7	1.5	72	23/146	88.9
OPPONENTS	613	344	3833	56.1	6.25	20	3.3	20	3.3	91t	28/190	72.2

RECEIVING	No.	Yds.	Avg.	Long	TD
Smith	85	1105	13.0	72	6
Lelie	42	770	18.3	56	1
Putzier	37	481	13.0	32	0
Adams	21	203	9.7	21	0
S. Alexander	21	170	8.1	15	1
M. Anderson	18	212	11.8	66t	1
Bell	18	104	5.8	14	0
Johnson	17	160	9.4	33	5
Devoe	9	87	9.7	44t	1
Dayne	3	17	5.7	7	0
Duke	2	22	11.0	21	1
Watts	2	22	11.0	12	0
Sapp	2	17	8.5	12	0
Carswell	2	3	1.5	2t	2
BRONCOS	279	3373	12.1	72	18
OPPONENTS	344	3833	11.1	91t	20

INTERCEPTIONS	No.	Yds.	Avg.	Long	TD
Bailey	8	139	17.4	65t	2
Ferguson	5	59	11.8	30	0
Da. Williams	2	108	54.0	80t	1
Foxworth	2	23	11.5	23	0
Lynch	2	2	1.0	1	0
Cox	1	48	48.0	48	0
BRONCOS	20	379	19.0	80t	3
OPPONENTS	7	43	6.1	25	0

PUNTING	No.	Yds.	Avg.	Net	TB	In20	Long	B
Sauerbrun	72	3157	43.8	38.0	6	24	66	1
BRONCOS	73	3157	43.2	38.0	6	24	66	1
OPPONENTS	81	3633	44.9	38.2	13	25	64	0

PUNT RETURNS	No.	FC	Yds.	Avg.	Long	TD
Da. Williams	17	12	148	8.7	52	0
Adams	16	5	133	8.3	32	0
BRONCOS	33	17	281	8.5	52	0
OPPONENTS	36	15	266	7.4	20	0

KICKOFF RETURNS	No.	Yds.	Avg.	Long	TD
Da. Williams	18	431	23.9	36	0
R. Alexander	12	261	21.8	31	0
Adams	10	218	21.8	32	0
Sapp	2	28	14.0	20	0
M. Anderson	1	18	18.0	18	0
Carswell	1	0	0.0	0	0
Engelberger	1	5	5.0	5	0
Johnson	1	8	8.0	8	0
Veal	1	6	6.0	6	0
BRONCOS	47	975	20.7	36	0
OPPONENTS	67	1696	25.3	87	0

FIELD GOALS	1-19	20-29	30-39	40-49	50+
Elam	0/0	9/10	5/5	9/13	1/4
BRONCOS	0/0	9/10	5/5	9/13	1/4
OPPONENTS	0/0	3/3	6/8	4/5	1/2

ELAM: (28G)(45G,53N,53N,41G)(30G,51G,25G,46N)(41N,46B,33G,42G)()(49G,42G,27G,49N)()(22G,38G,25G)(26G,47G)(24G)(22G,40G)(47G,48G)()(29G,33G,34G,52N)(28N)

OPPONENTS: (29G,44G)(42G)(28G)()(34G,38B,36G) (39G,53N,38G) (52G)()(45N,40G)()(34N)(34G)(29G) (31G)(43G)()

2005 DEFENSIVE STATS

(based on coaches' film review)

	TT	UT	A	S-YDS	I-YDS	PD	FF	FR
1 Gold	106	81	25	3-17	0-0	5	4	2
2 Wilson	90	72	18	3-12	0-0	9	2	1
3 Ferguson	81	62	19	0-0	5-59	12	2	1
4 Bailey	72	62	10	0-0	8-139	28	2	0
5 Lynch	69	47	22	4-41	2-2	8	4	0
6 D.J. Williams	68	44	24	0-0	0-0	5	1	0
7 Foxworth	66	59	7	0-0	2-23	18	1	1
8 Da. Williams	58	52	6	1-8	2-108	12	1	1
9 Myers	50	28	22	1-10	0-0	2	0	1
10 Warren	42	22	20	3-25	0-0	3	1	0
11 Ekuban	41	28	13	4-21	0-0	2	0	1
Pryce	41	35	6	4-22	0-0	1	1	0
13 Brown	38	30	8	2-14	0-0	1	0	2
14 Veal	33	23	10	1-14	0-0	0	0	1
15 Engelberger	24	17	7	0-0	0-0	0	0	0
16 Brandon	20	13	7	0-0	0-0	3	0	1
17 Walls	16	16	0	0-0	0-0	6	1	0
18 Cox	11	9	2	0-0	1-48	5	0	0
19 Coleman	10	6	4	1-6	0-0	1	0	0
20 Paymah	3	2	1	0-0	0-0	0	0	0
21 Burns	2	0	2	0-0	0-0	0	0	0
Chukwurah	2	1	1	0-0	0-0	0	0	0
Pope	2	2	0	0-0	0-0	0	0	0
24 Team	0	0	0	1-0	0-0	0	0	0
TOTALS	945	711	234	28-190	20-379	121	20	12

2005 GAMES STARTED

OFFENSE		DEFENSE	
QB Plummer, Jake	16	DE Brown, Courtney	13
RB Anderson, Mike	15	DE Ekuban, Ebenezer	4
RB Bell, Tatum	1	DE Pryce, Trevor	16
FB Johnson, Kyle	14	DT Myers, Michael	15
WR Adams, Charlie	2	DT Warren, Gerard	16
WR Lelie, Ashley	13	LB Burns, Keith	1
WR Smith, Rod	16	LB Gold, Ian	16
TE Alexander, Stephen	15	LB Williams, D.J.	14
TE Putzier, Jeb	4	LB Wilson, Al	15
C Nalen, Tom	16	CB Bailey, Champ	14
T Foster, George	16	CB Foxworth, Domonique	7
T Lepsis, Matt	16	CB Walls, Lenny	3
G Carlisle, Cooper	16	CB Williams, Darrent	9
G Hamilton, Ben	16	S Cox, Curome	1
		S Ferguson, Nick	16
		S Lynch, John	16

2005 COACHES

Mike Shanahan (Head Coach), **Gary Kubiak** (Offensive Coordinator), **Larry Coyer** (Defensive Coordinator), **Ronnie Bradford** (Special Teams), **Tim Brewster** (Tight Ends), **Jacob Burney** (Defensive Line/Ends), **Troy Calhoun** (Asst. to Head Coach), **Rick Dennison** (Offensive Line), **Kirk Doll** (Linebackers), **Thomas McGaughey** (Special Teams Asst.), **Pat McPherson** (Quarterbacks), **Andre Patterson** (Defensive Line/Tackles), **Jim Ryan** (Defensive Asst.), **Greg Saporta** (Asst. Strength & Conditioning), **Bob Slowik** (Defensive Backs), **Ryan Slowik** (Defensive Asst.), **Cedric Smith** (Asst. Strength & Conditioning), **Jimmy Spencer** (Asst. Defensive Backs), **Bobby Turner** (Running Backs), **Rich Tuten** (Strength & Conditioning), **Steve Watson** (Wide Receivers).

2005 LEADERS / RANKINGS

INDIVIDUAL	PLAYER	NO.	AFC RANK	NFL RANK	NFL LEADER	NO.
Points	Elam	115	7	12	Alexander (SEA)	168
Rushing Yards	Anderson	1,014	9	16	Alexander (SEA)	1,880
Passing Yards	Plummer	3,366	7	12	Brady (NE)	4,110
Passer Rating	Plummer	90.2	5	7	Manning (IND)	104.1
Receiving Yards	Smith	1,105	4	13	Smith (CAR)	1,563
Receptions	Smith	85	4	9	Smith (CAR)/Fitzgerald (ARI)	103
Interceptions	Bailey	8	3	4t	Law (NYJ)/O'Neal (CIN)	10
Sacks	Three Players	4	40t	78t	Burgess (OAK)	16.0
OFFENSE		NO.	AFC RANK	NFL RANK	NFL LEADER	NO.
Points Per Game		24.7	5	7	Seattle	28.3
Total Yards Per Game		360.4	3	5	Kansas City	387.0
Yards Per Play		5.6	4	5	Kansas City	5.8
Rushing Yards Per Game		158.7	1	2	Atlanta	159.1
Net Passing Yards Per Game		201.7	9	18	Arizona	277.3
DEFENSE		NO.	AFC RANK	NFL RANK	NFL LEADER	NO.
Points Per Game		16.1	2t	3t	Chicago	12.6
Total Yards Per Game		312.9	7	15	Tampa Bay	277.8
Yards Per Play		5.1	8	18	Chicago	4.4
Rushing Yards Per Game		85.2	2	2	San Diego	84.3
Net Passing Yards Per Game		227.7	14	29	Green Bay	167.5

2005 KEY AWARDS

Pro Bowl (4): CB Champ Bailey, S John Lynch, WR Rod Smith, LB Al Wilson.
AP All-Pro (2): CB Champ Bailey (first team), LB Al Wilson (first team).

2005 NFL STANDINGS

AFC EAST

Team	W	L	T	Pct	PF	PA
y-New England	10	6	0	.625	379	338
Miami	9	7	0	.563	318	317
Buffalo	5	11	0	.313	271	367
New York Jets	4	12	0	.250	240	355

AFC NORTH

Team	W	L	T	Pct	PF	PA
y-Cincinnati	11	5	0	.688	421	350
x-Pittsburgh	11	5	0	.688	389	258
Baltimore	6	10	0	.375	265	299
Cleveland	6	10	0	.375	232	301

AFC SOUTH

Team	W	L	T	Pct	PF	PA
*y-Indianapolis	14	2	0	.875	439	247
x-Jacksonville	12	4	0	.750	361	269
Tennessee	4	12	0	.250	299	421
Houston	2	14	0	.125	260	431

AFC WEST

Team	W	L	T	Pct	PF	PA
yz-Denver	13	3	0	.813	395	258
Kansas City	10	6	0	.625	403	325
San Diego	9	7	0	.563	418	312
Oakland	4	12	0	.250	290	383

NFC EAST

Team	W	L	T	Pct	PF	PA
y-New York Giants	11	5	0	.688	422	314
x-Washington	10	6	0	.625	359	293
Dallas	9	7	0	.563	325	308
Philadelphia	6	10	0	.375	310	388

NFC NORTH

Team	W	L	T	Pct	PF	PA
yz-Chicago	11	5	0	.688	260	202
Minnesota	9	7	0	.563	306	344
Detroit	5	11	0	.313	254	345
Green Bay	4	12	0	.250	298	344

NFC SOUTH

Team	W	L	T	Pct	PF	PA
y-Tampa Bay	11	5	0	.688	300	274
x-Carolina	11	5	0	.688	391	259
Atlanta	8	8	0	.500	351	341
New Orleans	3	13	0	.188	235	398

NFC WEST

Team	W	L	T	Pct	PF	PA
*yz-Seattle	13	3	0	.813	452	271
St. Louis	6	10	0	.375	363	429
Arizona	5	11	0	.313	311	387
San Francisco	4	12	0	.250	239	428

x - Playoffs; y - Division Title; z - First-round Bye; * - Home-field Advantage

WILD CARD PLAYOFF GAMES

1/7 - Washington 17, at Tampa Bay 10
 1/7 - at New England 28, Jacksonville 3
 1/8 - Carolina 23, at New York Giants 0
 1/8 - Pittsburgh 31, at Cincinnati 17

DIVISIONAL PLAYOFF GAMES

1/14 - at Seattle 20, Washington 10
1/14 - at Denver 27, New England 13
 1/15 - Pittsburgh 21, at Indianapolis 18
 1/15 - Carolina 29, at Chicago 21

CONFERENCE CHAMPIONSHIPS

1/22 - Pittsburgh 34, at Denver 17
 1/22 - at Seattle 34, Carolina 14

SUPER BOWL XL (DETROIT)

2/5 - Pittsburgh 21, Seattle 10

2004 FINAL STATISTICS (10-6)

Head Coach: Mike Shanahan AFC West: 2nd Home Stadium: INVESCO Field at Mile High

Date	W-L	Score	Opponent	Attendance	RUSHING	No.	Yds.	Avg.	Long	TD
Sept 12	W	34-24	Kansas City	75,939	Droughns	275	1240	4.5	51t	6
Sept 19	L	6-7	at Jacksonville	69,127	Bell	75	396	5.3	29	3
Sept 26	W	23-13	San Diego	74,533	Griffin	85	311	3.7	47t	2
Oct 3	W	16-13	at Tampa Bay	65,341	Plummer	62	202	3.3	22	1
Oct 10	W	20-17	Carolina	75,072	Hearst	20	81	4.1	11	1
Oct 17	W	31-3	at Oakland	62,507	Smith	5	33	6.6	14	0
Oct 25	L	10-23	at Cincinnati	65,806	Watts	5	33	6.6	10	0
Oct 31	L	28-41	Atlanta	75,083	Sapp	4	32	8.0	18	0
Nov 7	W	31-13	Houston	74,292	Lelie	3	5	1.7	8	0
Nov 21	W	34-13	at New Orleans	64,900	BRONCOS	534	2333	4.4	51t	13
Nov 28	L	24-25	Oakland	75,936	OPPONENTS	396	1512	3.8	44	16
Dec 5	L	17-20	at San Diego	65,395	RECEIVING	No.	Yds.	Avg.	Long	TD
Dec 12	W	20-17	Miami	75,027	Smith	79	1144	14.5	85t	7
Dec 19	L	17-45	at Kansas City	77,702	Lelie	54	1084	20.1	58	7
Dec 25	W	37-16	at Tennessee	68,809	Putzier	36	572	15.9	39	2
Jan 2	W	33-14	Indianapolis	75,149	Droughns	32	241	7.5	23t	2

TEAM STATISTICS	Den	Opp
TOTAL FIRST DOWNS	351	235
Rushing	127	83
Passing	184	130
Penalty	40	22
3RD DOWN: MADE/ATT	78/206	65/209
3rd Down Pct.	37.9	31.1
4TH DOWN: MADE/ATT	7/14	5/14
4th Down Pct.	50.0	35.7
POSSESSION AVG.	32:38	27:23
TOTAL NET YARDS	6332	4459
Avg. Per Game	395.8	278.7
Total Plays	1070	918
Avg. Per Play	5.9	4.9
NET YARDS RUSHING	2333	1512
Avg. Per Game	145.8	94.5
Total Rushes	534	396
NET YARDS PASSING	3999	2947
Avg. Per Game	249.9	184.2
Sacked/Yards Lost	15/90	38/266
Gross Yards	4089	3213
Att./Completions	521/303	484/272
Completion Pct.	58.2	56.2
Had Intercepted	20	12
PUNTS/AVERAGE	70/40.5	95/44.7
NET PUNTING AVG.	70/34.3	95/38.2
PENALTIES/YARDS	93/880	120/1062
FUMBLES/BALL LOST	23/9	24/8
TOUCHDOWNS	42	35
Rushing	13	16
Passing	27	17
Returns	2	2

SCORE BY PERIODS	1	2	3	4	OT	PTS
BRONCOS	102	138	50	91	0	381
OPPONENTS	68	121	67	48	0	304

SCORING	TD	Ru	Pa	Ret	PAT	FG	S	PTS
Elam	0	0	0	0	42/42	29/34	0	129
Droughns	8	6	2	0			0	48
Lelie	7	0	7	0			0	42
Smith	7	0	7	0			0	42
Hape	4	0	4	0			0	24
Bell	3	3	0	0			0	18
Griffin	3	2	1	0			0	18
K. Johnson	2	0	2	0			0	12
Putzier	2	0	2	0			0	12
Carswell	1	0	1	0			0	6
Hearst	1	1	0	0			0	6
E. Johnson	1	0	0	1			0	6
Plummer	1	1	0	0			0	6
Watts	1	0	1	0			0	6
Wilson	1	0	0	1			0	6
BRONCOS	42	13	27	2	42/42	29/34	0	381
OPPONENTS	35	16	17	2	31/32	21/26	0	304

2-PT. CONVERSIONS: BRONCOS 0-0, OPPONENTS 0-3

SACKS: Hayward 10.5, E. Johnson 3.0, Palepoi LG 3.0, Palepoi TM 3.0, Coleman 2.5, Fatafehi 2.5, Wilson 2.5, Elliss 2.0, K. Kennedy 2.0, Lynch 2.0, Williams 2.0, Chukwurah 1.0, Herndon 1.0, R. Johnson 1.0, Middlebrooks 1.0, Pope 1.0, Spragan 1.0, **BRONCOS 38.0, OPPONENTS 15.0**

RECEIVING	No.	Yds.	Avg.	Long	TD
Smith	79	1144	14.5	85t	7
Lelie	54	1084	20.1	58	7
Putzier	36	572	15.9	39	2
Droughns	32	241	7.5	23t	2
Watts	31	385	12.4	28	1
Carswell	22	198	9.0	20	1
Griffin	10	68	6.8	22	1
K. Johnson	9	126	14.0	31	2
Jackson	8	73	9.1	20	0
Hape	8	35	4.4	11	4
Luke	6	52	8.7	12	0
Bell	5	80	16.0	58	0
Hearst	2	20	10.0	15	0
Bailey	1	11	11.0	11	0
BRONCOS	303	4089	13.5	85t	27
OPPONENTS	272	3213	11.8	71t	17

INTERCEPTIONS	No.	Yds.	Avg.	Long	TD
Bailey	3	0	0.0	0	0
Herndon	2	17	8.5	15	0
Wilson	2	17	8.5	10	1
Hayward	1	76	76.0	76	0
E. Johnson	1	32	32.0	32t	1
K. Kennedy	1	21	21.0	21	0
Williams	1	10	10.0	10	0
Lynch	1	2	2.0	2	0
BRONCOS	12	175	14.6	76	2
OPPONENTS	20	344	17.2	97	1

PUNTING	No.	Yds.	Avg.	Net	TB	In20	Long	B
Knorr	54	2243	41.5	34.2	6	12	66	1
Baker LG	24	931	38.8	31.6	1	10	52	0
Baker TM	15	591	39.4	34.4	1	7	48	0
BRONCOS	70	2834	40.5	34.3	7	19	66	1
OPPONENTS	95	4250	44.7	38.2	11	36	65	0

PUNT RETURNS	No.	FC	Yds.	Avg.	Long	TD
Smith	22	8	223	10.1	30	0
Luke	19	8	135	7.1	21	0
Adams	2	1	42	21.0	39	0
BRONCOS	43	17	400	9.3	39	0
OPPONENTS	32	11	295	9.2	50	0

KICKOFF RETURNS	No.	Yds.	Avg.	Long	TD
R. Alexander	19	386	20.3	32	0
Luke	15	306	20.4	32	0
Droughns	14	344	24.6	48	0
Griffin	4	52	13.0	21	0
Sapp	1	34	34.0	34	0
BRONCOS	53	1122	21.2	48	0
OPPONENTS	68	1635	24.0	97t	1

FIELD GOALS	1-19	20-29	30-39	40-49	50+
Elam	0/0	10/10	7/8	9/12	3/4
BRONCOS	0/0	10/10	7/8	9/12	3/4
OPPONENTS	0/0	6/6	7/8	3/5	5/7

ELAM: (43G,45G)(44G,22G,51N)(22G,23G,43G)(49G,50G,23G)(32G,33G)(33G)(49N,29G)()(52G)(48G,34G)(32G,43B)(43N,31G)(20G,50G)(27G)(22G,34N,22G,30G)(45G,23G,40G,40G)

OPPONENTS: (58N,50G)()(23G,51G)(28G,30G)(53G,52N)(35G)(53G,34G,35G)(24G,43G,49N)(37N)(24G,36G)(48N)(23G,23G)(32G)(39G)(44G,43G,50G)()

PASSING	Att.	Comp.	Yds.	Comp.%	Yds/Att.	TD	TD%	Int	Int%	Long	Sack/Lost	Rating
Plummer	521	303	4089	58.2	7.85	27	5.2	20	3.8	85t	15/90	84.5
BRONCOS	521	303	4089	58.2	7.85	27	5.2	20	3.8	85t	15/90	84.5
OPPONENTS	484	272	3213	56.2	6.64	17	3.5	12	2.5	71t	38/266	78.0

2004 DEFENSIVE STATS

(based on coaches' film review)

	TT	UT	A	S-YDS	I-YDS	PD	FF	FR
1 Williams	114	82	32	2-13	1-10	9	1	0
2 Wilson	109	73	36	2.5-20	2-17	4	2	0
3 Kennedy	90	73	17	2-15	1-21	6	2	1
4 Bailey	84	74	10	0-0	3-0	13	0	0
5 Herndon	77	64	13	1-5	2-17	20	3	1
6 Lynch	76	56	20	2-17	1-2	10	3	0
7 Spragan	65	40	25	1-1	0-0	3	1	1
8 Hayward	60	45	15	10.5-73.5	1-76	5	1	1
9 Coleman	46	29	17	2.5-14.5	0-0	1	1	1
10 Fatafehi	31	20	11	2.5-22	0-0	1	0	1
11 Pope	30	22	8	1-2	0-0	1	0	0
12 Palepoi	25	17	8	3-19	0-0	3	0	0
13 E. Johnson	24	16	8	3-26	1-32	1	0	0
14 Walls	21	18	3	0-0	0-0	2	1	0
15 R. Johnson	18	11	7	1-12	0-0	2	1	0
16 Middlebrooks	17	16	1	1-3	0-0	10	0	1
17 Ferguson	16	15	1	0-0	0-0	1	0	0
18 Elliss	6	6	0	2-11	0-0	0	0	0
R. Alexander	6	5	1	0-0	0-0	0	0	0
20 Chukwurah	4	3	1	1-12	0-0	1	1	0
21 Holland	2	2	0	0-0	0-0	1	0	0
Pryce	2	2	0	0-0	0-0	1	0	0
Pierce	2	0	2	0-0	0-0	0	0	0
TOTALS	925	689	236	38-266	12-175	95	17	7

2004 GAMES STARTED

OFFENSE	DEFENSE
QB Plummer, Jake	DE Coleman, Marco
RB Droughns, Reuben	DE Hayward, Reggie
RB Griffin, Quentin	DE Johnson, Raylee
FB Johnson, Kyle	DE Pryce, Trevor
WR Lelie, Ashley	DT Fatafehi, Mario
WR Smith, Rod	DT Pope, Monsanto
WR Watts, Darius	LB Spragan, Donnie
TE Carswell, Dwayne	LB Williams, D.J.
TE Hape, Patrick	LB Wilson, Al
TE Putzier, Jeb	CB Alexander, Roc
C Nalen, Tom	CB Bailey, Champ
T Foster, George	CB Herndon, Kelly
T Lepsis, Matt	CB Middlebrooks, Willie
G Neil, Dan	CB Walls, Lenny
G Hamilton, Ben	S Ferguson, Nick
G Carlisle, Cooper	S Kennedy, Kenoy
	S Lynch, John

2004 COACHES

Mike Shanahan (Head Coach), Gary Kubiak (Offensive Coordinator), Larry Coyer (Defensive Coordinator), Ronnie Bradford (Special Teams), Jacob Burney (Defensive Line), Troy Calhoun (Offensive Asst./Special Teams), Rick Dennison (Offensive Line), Kirk Doll (Assistant Defensive Backs), David Gibbs (Defensive Backs - through 11/10), Pat McPherson (Quarterbacks), Keith Millard (Asst. Defensive Line/Pass Rush Specialist), Brian Pariani (Tight Ends), Greg Saporta (Asst. Strength & Conditioning), Cedric Smith (Asst. Strength & Conditioning), Jimmy Spencer (Defensive Backs), Bobby Turner (Running Backs), Rich Tuten (Strength & Conditioning), Steve Watson (Wide Receivers).

2004 LEADERS / RANKINGS

INDIVIDUAL	PLAYER	NO.	AFC RANK	NFL RANK	NFL LEADER	NO.
Points	Elam	129	2	2	Vinatieri (NE)	141
Rushing Yards	Droughns	1,240	6	9	Martin (NYJ)	1,679
Passing Yards	Plummer	4,089	3	4	Culpepper (MIN)	4,717
Passer Rating	Plummer	84.5	8	15	Manning (IND)	121.1
Receiving Yards	Smith	1,144	7	16	Muhammad (CAR)	1,405
Receptions	Smith	79	9	20t	Mason (TEN)	92
Interceptions	Bailey	3	26t	48t	Reed (BAL)	9
Sacks	Hayward	10.5	3t	13t	Freney (IND)	16.0
OFFENSE		NO.	AFC RANK	NFL RANK	NFL LEADER	NO.
Points Per Game		23.8	6	9	Indianapolis	32.6
Total Yards Per Game		395.8	3	5	Kansas City	418.4
Yards Per Play		5.9	3	5t	Indianapolis	6.7
Rushing Yards Per Game		145.8	3	4	Atlanta	167.0
Net Passing Yards Per Game		249.8	3	6	Indianapolis	288.9
DEFENSE		NO.	AFC RANK	NFL RANK	NFL LEADER	NO.
Points Per Game		18.6	7	10	Pittsburgh	14.6
Total Yards Per Game		278.7	3	4	Pittsburgh	258.4
Yards Per Play		4.9	5	7	Buffalo	4.3
Rushing Yards Per Game		94.5	3	4	Pittsburgh	81.2
Net Passing Yards Per Game		184.2	5	6	Miami	162.0

2004 KEY AWARDS

Pro Bowl (2): CB Champ Bailey, S John Lynch. AP All-Pro (1): CB Champ Bailey (first team).

2004 NFL STANDINGS

AFC EAST

Team	W	L	T	Pct	PF	PA
yz-New England	14	2	0	.875	437	260
x-New York Jets	10	6	0	.625	333	261
Buffalo	9	7	0	.563	395	284
Miami	4	12	0	.250	275	354

AFC NORTH

Team	W	L	T	Pct	PF	PA
*yz-Pittsburgh	15	1	0	.938	372	251
Baltimore	9	7	0	.563	317	268
Cincinnati	8	8	0	.500	374	372
Cleveland	4	12	0	.250	276	390

AFC SOUTH

Team	W	L	T	Pct	PF	PA
y-Indianapolis	12	4	0	.750	522	351
Jacksonville	9	7	0	.563	261	280
Houston	7	9	0	.438	309	339
Tennessee	5	11	0	.313	344	439

AFC WEST

Team	W	L	T	Pct	PF	PA
y-San Diego	12	4	0	.750	446	313
x-Denver	10	6	0	.625	381	304
Kansas City	7	9	0	.438	483	435
Oakland	5	11	0	.313	320	442

NFC EAST

Team	W	L	T	Pct	PF	PA
*yz-Philadelphia	13	3	0	.813	386	260
Dallas	6	10	0	.375	293	405
New York Giants	6	10	0	.375	303	347
Washington	6	10	0	.375	240	265

NFC NORTH

Team	W	L	T	Pct	PF	PA
y-Green Bay	10	6	0	.625	424	380
x-Minnesota	8	8	0	.500	405	395
Detroit	6	10	0	.375	296	350
Chicago	5	11	0	.313	231	331

NFC SOUTH

Team	W	L	T	Pct	PF	PA
yz-Atlanta	11	5	0	.688	340	337
New Orleans	8	8	0	.500	348	405
Carolina	7	9	0	.438	355	339
Tampa Bay	5	11	0	.313	301	304

NFC WEST

Team	W	L	T	Pct	PF	PA
y-Seattle	9	7	0	.563	371	373
x-St. Louis	8	8	0	.500	319	392
Arizona	6	10	0	.375	284	322
San Francisco	2	14	0	.125	259	452

x - Playoffs; y - Division Title; z - First-round Bye; * - Home-field Advantage

WILD CARD PLAYOFF GAMES

1/8 - St. Louis 27, at Seattle 20
1/8 - New York Jets 20, at San Diego 17
1/9 - at Indianapolis 49, Denver 24
1/9 - Minnesota 31, at Green Bay 17

DIVISIONAL PLAYOFF GAMES

1/15 - at Pittsburgh 20, New York Jets 17
1/15 - at Atlanta 47, St. Louis 17
1/16 - at Philadelphia 27, Minnesota 14
1/16 - at New England 20, Indianapolis 3

CONFERENCE CHAMPIONSHIPS

1/23 - at Philadelphia 27, Atlanta 10
1/23 - New England 41, at Pittsburgh 27

SUPER BOWL XXXIX (JACKSONVILLE, FLA.)

2/6 - New England 24, Philadelphia 21

2003 FINAL STATISTICS (10-6)

Head Coach: Mike Shanahan
AFC West: 2nd
Home Stadium: INVESCO Field at Mile High

Date	W-L	Score	Opponent	Attendance	RUSHING	No.	Yds.	Avg.	Long	TD
Sept 7	W	30-10	at Cincinnati	63,820	Portis	290	1591	5.5	65t	14
Sept 14	W	37-13	at San Diego	65,445	Griffin	94	345	3.7	23	0
Sept 22	W	31-10	Oakland	76,753	Anderson	70	257	3.7	44	3
Sept 28	W	20-16	Detroit	75,719	Plummer	37	205	5.5	40	3
Oct 5	L	23-24	at Kansas City	78,903	Smith	10	98	9.8	26	0
Oct 12	W	17-14	Pittsburgh	75,974	Lelie	8	43	5.4	13	0
Oct 19	L	20-28	at Minnesota	64,381	Sapp	12	31	2.6	5	0
Oct 26	L	6-26	at Baltimore	69,721	Droughns	6	14	2.3	12	0
Nov 3	L	26-30	New England	76,203	Beuerlein	5	13	2.6	7	0
Nov 16	W	37- 8	San Diego	75,217	Madise	1	10	10.0	10	0
Nov 23	L	10-19	Chicago	75,540	Jackson	1	9	9.0	9	0
Nov 30	W	22- 8	at Oakland	57,201	Cole	2	8	4.0	8	0
Dec 7	W	45-27	Kansas City	76,403	Kanell	6	5	0.8	9	0
Dec 14	W	23-20	Cleveland (OT)	75,358	O'Neal	1	0	0.0	0	0
Dec 21	W	31-17	at Indianapolis	57,149	BRONCOS	543	2629	4.8	65t	20
Dec 28	L	3-31	at Green Bay	70,299	OPPONENTS	379	1605	4.2	98t	11

TEAM STATISTICS				Den	Opp	RECEIVING	No.	Yds.	Avg.	Long	TD
TOTAL FIRST DOWNS				334	241	Smith	74	845	11.4	38	3
Rushing				133	77	Sharpe	62	770	12.4	28	8
Passing				162	141	Portis	38	314	8.3	72	0
Penalty				39	23	Lelie	37	628	17.0	60	2
3RD DOWN: MADE/ATT				82/211	61/207	McCaffrey	19	195	10.3	23	0
3rd Down Pct.				38.9	29.5	Anderson	12	53	4.4	18	2
4TH DOWN: MADE/ATT				3/13	12/25	Droughns	9	87	9.7	15	2
4th Down Pct.				23.1	48.0	Griffin	8	61	7.6	24	0
POSSESSION AVG.				33:53	26:07	D. Carswell	6	53	8.8	19	1
TOTAL NET YARDS				5598	4433	Putzier	4	34	8.5	13	0
Avg. Per Game				349.9	277.1	Cole	3	36	12.0	18	0
Total Plays				1047	910	Hape	3	30	10.0	12	0
Avg. Per Play				5.3	4.9	Madise	2	10	5.0	5	0
NET YARDS RUSHING				2629	1605	O'Neal	2	4	2.0	3	0
Avg. Per Game				164.3	100.3	Carlisle	1	6	6.0	6t	1
Total Rushes				543	379	BRONCOS	280	3126	11.2	72	19
NET YARDS PASSING				2969	2828	OPPONENTS	265	3049	11.5	66t	17
Avg. Per Game				185.6	176.8	INTERCEPTIONS					
Sacked/Yards Lost				25/157	36/221	No.					
Gross Yards				3126	3049	Yds.					
Att./Completions				479/280	495/265	Avg.					
Completion Pct.				58.5	53.5	Long					
Had Intercepted				18	9	TD					
PUNTS/AVERAGE				70/42.0	85/43.1	No.					
NET PUNTING AVG.				70/32.2	85/35.5	Yds.					
PENALTIES/YARDS				107/922	137/1031	Avg.					
FUMBLES/BALL LOST				24/6	27/11	Net					
TOUCHDOWNS				42	32	TB					
Rushing				20	11	In20					
Passing				19	17	Long					
Returns				3	4	B					

SCORE BY PERIODS		1	2	3	4	OT	PTS								
BRONCOS		110	122	74	72	3	381								
OPPONENTS		63	87	45	106	0	301								
SCORING		TD	Ru	Pa	Ret	PAT	FG	S	PTS						
Elam		0	0	0	0	39/39	27/31	0	120						
Portis		14	14	0	0			0	86						
Sharpe		8	0	8	0			0	48						
Anderson		5	3	2	0			0	30						
Smith		4	0	3	1			0	24						
Plummer		3	3	0	0			0	18						
Droughns		2	0	2	0			0	12						
Lelie		2	0	2	0			0	12						
Carlisle		1	0	1	0			0	6						
Carswell		1	0	1	0			0	6						
Gold		1	0	0	1			0	6						
O'Neal		1	0	0	1			0	6						
Knorr		0	0	0	0	2/2	1/1	0	5						
TEAM		0	0	0	0	0/0	0/0	1	2						
BRONCOS		42	20	19	3	41/41	28/32	1	381						
OPPONENTS		32	11	17	4	28/29	25/28	1	301						
PUNT RETURNS		No.	FC	Yds.	Avg.	Long	TD								
O'Neal		33	10	315	9.5	57t	1								
Smith		6	8	127	21.2	65t	1								
BRONCOS		39	18	442	11.3	65t	2								
OPPONENTS		46	5	560	12.2	93t	1								
KICKOFF RETURNS		No.	Yds.	Avg.	Long	TD									
Cole		30	714	23.8	34	0									
Droughns		12	293	24.4	36	0									
O'Neal		8	128	16.0	24	0									
Madise		5	137	27.4	83	0									
Anderson		2	14	7.0	14	0									
Fatafehi		1	0	0.0	0	0									
Putzier		1	16	16.0	16	0									
BRONCOS		59	1302	22.1	83	0									
OPPONENTS		73	1679	23.0	63	0									
FIELD GOALS		1-19	20-29	30-39	40-49	50+									
Elam		0/0	10/11	6/6	9/11	2/3									
Knorr		0/0	1/1	0/0	0/0	0/0									
BRONCOS		0/0	11/12	6/6	9/11	2/3									
OPPONENTS		1/1	10/10	4/5	8/10	2/2									

2-PT. CONVERSIONS: Portis, **BRONCOS 1-1, OPPONENTS 2-3**

SACKS: Berry 11.5, Hayward 8.5, Pryce 8.5, Fatafehi 2.5, Ferguson 1.0, Kennedy 1.0, Pope 1.0, Wilson 1.0, Team 1.0, **BRONCOS 36.0, OPPONENTS 25.0**

PASSING	Att.	Comp.	Yds.	Comp.%	Yds/Att.	TD	TD%	Int	Int%	Long	Sack/Lost	Rating
Plummer	302	189	2182	62.6	7.23	15	5.0	7	2.3	60	14/73	91.2
Kanell	103	53	442	51.5	4.29	2	1.9	5	4.9	26	2/24	49.1
Beuerlein	63	33	389	52.4	6.17	2	3.2	5	7.9	38	9/60	49.0
J. Jackson	9	4	41	44.4	4.56	0	0.0	1	11.1	16	0/0	18.5
Knorr	1	0	0	0.0	0.00	0	0.0	0	0.0	0	0/0	39.6
Smith	1	1	72	100.0	72.00	0	0.0	0	0.0	72	0/0	118.8
BRONCOS	479	280	3126	58.5	6.53	19	4.0	18	3.8	72	25/157	75.6
OPPONENTS	495	265	3049	53.5	6.16	17	3.4	9	1.8	66t	36/221	76.2

ELAM: (51G,27G,39G)(30G,45G,34G)(20G)(37G,41G)(48G,29G,21G,53N)(47G)(46G,46G)(28G,22G)(44N,43G)(42G,22G,29N)(40N,25G)(47G)(51G,36G,25G)(24G)(31G) **KNORR:** (000000000)(27G)000000

OPPONENTS: (26G)(19G,25G)(41G)(53G)(23G)(24G,26G)(45N,25G,39G,22G,29G)(40G,46G,28G)(33G,23G,54G,47G)(46G,48G)(38N,39G,48G)(40G)(33G,40N)

2003 DEFENSIVE STATS

(based on coaches' film review)

	TT	UT	A	S-YDS	I-YDS	PD	FF	FR
1 Wilson	128	99	29	1-5	0-0	7	0	2
2 K. Herndon	78	65	13	0-0	3-19	14	2	0
3 Spragan	76	56	20	0-0	0-0	6	0	1
4 Ferguson	72	58	14	1-13	0-0	3	2	0
5 Walls	68	58	10	0-0	1-0	20	1	1
6 Kennedy	65	51	14	1-0	1-0	11	1	2
Berry	65	40	25	11.5-52	0-0	4	3	1
8 Sykes	64	49	15	0-0	0-0	0	1	0
9 Brandon	57	44	13	0-0	1-0	6	0	0
10 Pryce	51	41	10	8.5-58.5	0-0	0	2	1
11 Mobley	46	32	14	0-0	0-0	3	0	0
12 Hayward	44	32	12	8.5-47	0-0	5	2	2
Fatafehi	44	29	15	2.5-14.5	0-0	2	1	0
14 Holland	42	22	20	0-0	0-0	3	0	0
15 Gold	39	34	5	0-0	2-14	6	0	0
16 Pope	26	16	10	1-14	0-0	1	1	0
17 O'Neal	22	19	3	0-0	1-6	2	0	0
18 Davis	19	11	8	0-0	0-0	1	1	0
19 Gardener	15	10	5	0-0	0-0	0	0	0
20 Spencer	11	10	1	0-0	0-0	4	0	0
21 Burns	4	4	0	0-0	0-0	0	0	0
22 Pierce	3	2	1	0-0	0-0	0	0	0
Middlebrooks	3	3	0	0-0	0-0	1	0	0
24 McNeil	1	1	0	0-0	0-0	0	0	0
Young	1	1	0	0-0	0-0	0	0	0
Rutledge	1	0	1	0-0	0-0	0	0	0
27 Team	0	0	0	1-0	0-0	0	0	0
TOTALS	1,045	787	258	36-204	9-39	99	17	10

2003 GAMES STARTED

OFFENSE	DEFENSE
QB Beuerlein, Steve	2 DE Berry, Bertrand
QB Jackson, Jarius	1 DE Hayward, Reggie
QB Kanell, Danny	2 DE Pryce, Trevor
QB Plummer, Jake	11 DT Fatafehi, Mario
RB Anderson, Mike	5 DT Gardener, Daryl
RB Droughns, Reuben	4 DT Holland, Darius
RB Griffin, Quentin	1 DT Pope, Monsanto
RB Portis, Clinton	13 LB Gold, Ian
WR Lelie, Ashley	10 LB Mobley, John
WR McCaffrey, Ed	7 LB Spragan, Donnie
WR Smith, Rod	15 LB Sykes, Jashon
TE Carswell, Dwayne	10 LB Wilson, Al
TE Sharpe, Shannon	15 CB Herndon, Kelly
C Nalen, Tom	16 CB O'Neal, Deltha
T Brockermeier, Blake	2 CB Spencer, Jimmy
T Lepsis, Matt	16 CB Walls, Lenny
T Salaam, Ephraim	14 S Brandon, Sam
G Carlisle, Cooper	2 S Ferguson, Nick
G Hamilton, Ben	16 S Kennedy, Kenoy
G Neil, Dan	14

2003 COACHES

Mike Shanahan (Head Coach), **Gary Kubiak** (Offensive Coordinator), **Larry Coyer** (Defensive Coordinator), **Ronnie Bradford** (Special Teams Asst.), **Jacob Burney** (Defensive Line), **Frank Bush** (Special Teams), **Troy Calhoun** (Defensive Asst.), **Rick Dennison** (Offensive Line), **Alex Gibbs** (Asst. Head Coach/Offensive Line), **David Gibbs** (Secondary), **Pat McPherson** (Quarterbacks), **Keith Millard** (Asst. Defensive Line/Pass Rush Specialist), **Brian Pariani** (Tight Ends), **Greg Saporta** (Asst. Strength & Conditioning), **Cedric Smith** (Asst. Strength & Conditioning), **Jimmy Spencer** (Player/Asst. Defensive Backs), **Bobby Turner** (Running Backs), **Rich Tuten** (Strength & Conditioning), **Steve Watson** (Wide Receivers).

2003 LEADERS / RANKINGS

INDIVIDUAL	PLAYER	NO.	AFC RANK	NFL RANK	NFL LEADER	NO.
Points	Elam	120	5	71	Wilkins (STL)	163
Rushing Yards	Portis	1,591	3	5	Lewis (BAL)	2,066
Passing Yards	Plummer	2,182	9	26	Manning (IND)	4,047
Passer Rating	Plummer	91.2	4	5	McNair (TEN)	100.4
Receiving Yards	Smith	845	13	25	Holt (STL)	1696
Receptions	Smith	74	71	161	Holt (STL)	117
Interceptions	Herndon	3	19t	40t	Parrish (SF)/Russell (MIN)	9
Sacks	Berry	11.5	5t	9t	Strahan (NYG)	18
OFFENSE		NO.	AFC RANK	NFL RANK	NFL LEADER	NO.
Points Per Game		23.8	5	10	Kansas City	30.3
Total Yards Per Game		349.9	3	7	Minnesota	393.4
Yards Per Play		5.5	4	8	Minnesota	6.2
Rushing Yards Per Game		164.3	2	2	Baltimore	166.8
Net Passing Yards Per Game		185.6	10	22	Indianapolis	261.2
DEFENSE		NO.	AFC RANK	NFL RANK	NFL LEADER	NO.
Points Per Game		18.8	6	9	New England	14.9
Total Yards Per Game		277.1	3	4	Dallas	253.5
Yards Per Play		5.1	6	9	Baltimore	4.4
Rushing Yards Per Game		100.3	6	7	Tennessee	80.9
Net Passing Yards Per Game		176.8	4	6	Dallas	164.4

2003 KEY AWARDS

Pro Bowl (3): C Tom Nalen, RB Clinton Portis, LB Al Wilson. **AP All-Pro (1):** C Tom Nalen (first team). **NFL Alumni Offensive Lineman of the Year:** C Tom Nalen.

2003 NFL STANDINGS

AFC EAST

Team	W	L	T	Pct	PF	PA
*yz-New England	14	2	0	.875	348	238
Miami	10	6	0	.625	311	261
Buffalo	6	10	0	.375	243	279
New York Jets	6	10	0	.375	283	299

AFC NORTH

Team	W	L	T	Pct	PF	PA
y-Baltimore	10	6	0	.625	391	281
Cincinnati	8	8	0	.500	346	384
Pittsburgh	6	10	0	.375	300	327
Cleveland	5	11	0	.313	254	322

AFC SOUTH

Team	W	L	T	Pct	PF	PA
y-Indianapolis	12	4	0	.750	447	336
x-Tennessee	12	4	0	.750	435	324
Houston	5	11	0	.313	255	380
Jacksonville	5	11	0	.313	276	331

AFC WEST

Team	W	L	T	Pct	PF	PA
yz-Kansas City	13	3	0	.813	484	332
x-Denver	10	6	0	.625	381	301
Oakland	4	12	0	.250	270	379
San Diego	4	12	0	.250	313	441

NFC EAST

Team	W	L	T	Pct	PF	PA
*yz-Philadelphia	12	4	0	.750	374	287
x-Dallas	10	6	0	.625	289	260
Washington	5	11	0	.313	287	372
New York Giants	4	12	0	.250	243	387

NFC NORTH

Team	W	L	T	Pct	PF	PA
y-Green Bay	10	6	0	.625	442	307
Minnesota	9	7	0	.563	416	353
Chicago	7	9	0	.438	283	346
Detroit	5	11	0	.313	270	379

NFC SOUTH

Team	W	L	T	Pct	PF	PA
y-Carolina	11	5	0	.688	325	304
New Orleans	8	8	0	.500	340	326
Tampa Bay	7	9	0	.438	301	264
Atlanta	5	11	0	.313	299	422

NFC WEST

Team	W	L	T	Pct	PF	PA
yz-St. Louis	12	4	0	.750	447	328
x-Seattle	10	6	0	.625	404	327
San Francisco	7	9	0	.438	384	337
Arizona	4	12	0	.250	225	452

x - Playoffs; y - Division Title; z - First-round Bye; * - Home-field Advantage

WILD CARD PLAYOFF GAMES

1/3 - Tennessee 20, Baltimore 17

1/3 - Carolina 29, Dallas 10

1/4 - Green Bay 33, Seattle 27 (OT)

1/4 - Indianapolis 41, Denver 10

DIVISIONAL PLAYOFF GAMES

1/10 - Carolina 29, St. Louis 23 (2 OT)

1/10 - New England 17, Tennessee 14

1/11 - Indianapolis 38, Kansas City 31

1/11 - Philadelphia 20, Green Bay 17 (OT)

CONFERENCE CHAMPIONSHIPS

1/18 - Carolina 14, Philadelphia 3

1/18 - New England 24, Indianapolis 14

SUPER BOWL XXXVIII (Houston)

2/1 - New England 32, Carolina 29

2002 FINAL STATISTICS (9-7)

Head Coach: Mike Shanahan AFC West: 2nd Home Stadium: INVESCO Field at Mile High

Date	W-L	Score	Opponent	Attendance	RUSHING	No.	Yds.	Avg.	Long	TD
Sept 8	W	23-16	St. Louis	75,710	Portis	273	1508	5.5	59	15
Sept 15	W	24-14	at San Francisco	67,685	Anderson	84	386	4.6	32	2
Sept 22	W	28-23	Buffalo	75,359	Gary	37	147	4.0	26	1
Sept 30	L	23-34	at Baltimore	69,538	Griese	37	107	2.9	13	1
Oct 6	W	26-9	San Diego	75,065	Lelie	4	40	10.0	24	0
Oct 13	L	22-24	Miami	75,941	Montgomery	4	27	6.8	28	0
Oct 20	W	37-34	at Kansas City (OT)	78,446	McCaffrey	2	22	11.0	17	0
Oct 27	W	24-16	at New England	68,436	Droughns	4	11	2.8	9	1
Nov 11	L	10-34	Oakland	76,643	Beuerlein	5	9	1.8	8	1
Nov 17	W	31-9	at Seattle	65,495	R. Smith	6	9	1.5	9	0
Nov 24	L	20-23	Indianapolis (OT)	75,075	Rouen TM	1	0	0.0	0	0
Dec 1	L	27-30	at San Diego (OT)	66,357	Knorr LG	1	-10	-10.0	-10	0
Dec 8	L	13-19	at New York Jets	78,521	BRONCOS	457	2266	5.0	59	21
Dec 15	W	31-24	Kansas City	75,947	OPPONENTS	379	1489	3.9	76	21
Dec 22	L	16-28	at Oakland	62,592						
Dec 29	W	37-7	Arizona	75,164						

TEAM STATISTICS	Den	Opp
TOTAL FIRST DOWNS	357	298
Rushing	125	100
Passing	199	176
Penalty	33	22
3RD DOWN: MADE/ATT	77/202	97/220
3rd Down Pct.	38.1	44.1
4TH DOWN: MADE/ATT	16/23	3/6
4th Down Pct.	69.6	50.0
POSSESSION AVG.	30:29	29:31
TOTAL NET YARDS	6090	4826
Avg. Per Game	380.6	301.6
Total Plays	1057	985
Avg. Per Play	5.8	4.9
NET YARDS RUSHING	2266	1489
Avg. Per Game	141.6	93.1
Total Rushes	457	379
NET YARDS PASSING	3824	3337
Avg. Per Game	239.0	208.6
Sacked/Yards Lost	46/315	40/251
Gross Yards	4139	3588
Att./Completions	554/359	566/360
Completion Pct.	64.8	63.6
Had Intercepted	20	9
PUNTS/AVERAGE	55/39.0	77/40.9
NET PUNTING AVG.	55/32.8	77/34.8
PENALTIES/YARDS	104/877	99/829
FUMBLES/BALL LOST	21/7	23/13
TOUCHDOWNS	45	39
Rushing	21	21
Passing	21	15
Returns	3	3

SCORE BY PERIODS	1	2	3	4	OT	PTS
BRONCOS	70	93	93	133	3	392
OPPONENTS	34	126	76	102	6	344

SCORING	TD	Ru	Pa	Ret	PAT	FG	S	PTS
Elam	0	0	0	0	42/43	26/36	0	120
Portis	17	15	2	0	0/0	0/0	0	102
R. Smith	5	0	5	0	0/0	0/0	0	30
Anderson	4	2	2	0	0/0	0/0	0	24
Sharpe	3	0	3	0	0/0	0/0	0	18
Droughns	2	1	1	0	0/0	0/0	0	12
Hape	2	0	2	0	0/0	0/0	0	12
Lelie	2	0	2	0	0/0	0/0	0	12
McCaffrey	2	0	2	0	0/0	0/0	0	12
O'Neal	2	0	0	2	0/0	0/0	0	12
Beuerlein	1	1	0	0	0/0	0/0	0	6
Carswell	1	0	1	0	0/0	0/0	0	6
Gary	1	1	0	0	0/0	0/0	0	6
Griese	1	1	0	0	0/0	0/0	0	6
McGlockton	1	0	0	1	0/0	0/0	0	6
Montgomery	1	0	1	0	0/0	0/0	0	6
TEAM	0	0	0	0	0/0	0/0	1	2
BRONCOS	45	21	21	3	42/43	26/36	1	392
OPPONENTS	39	21	15	3	33/34	25/32	0	344

2-PT. CONVERSIONS: BRONCOS 0-2, OPPONENTS 1-5

SACKS: Pryce 9.0, Berry, 6.5, Gold, 6.5, Wilson 5.0, Pope 4.0, McGlockton 2.5, Dalton 1.0, Mobley 1.0, Poole 1.0, Reagor 1.0, Reese 0.5, **BRONCOS 40.0, OPPONENTS 46.0**

PASSING	Att.	Comp.	Yds.	Comp.%	Yds/Att.	TD	TD%	Int	Int%	Long	Sack/Lost	Rating
Griese	436	291	3214	66.7	7.37	15	3.4	15	3.4	82t	34/237	85.6
Beuerlein	117	68	925	58.1	7.91	6	5.1	5	4.3	52	12/78	82.7
Smith	1	0	0	0.0	0.0	0	0.0	0	0.0	0	0/0	39.6
BRONCOS	554	359	4139	64.8	7.47	21	3.8	20	3.6	82t	46/315	84.8
OPPONENTS	566	360	3588	63.6	6.34	15	2.7	9	1.6	75t	40/251	83.7

RECEIVING	No.	Yds.	Avg.	Long	TD
R. Smith	89	1027	11.5	46	5
McCaffrey	69	903	13.1	69t	2
Sharpe	61	686	11.2	82t	3
Lelie	35	525	15.0	48	2
Portis	33	364	11.0	66t	2
Carswell	21	189	9.0	19	1
Anderson	18	167	9.3	52	2
Gary	18	148	8.2	19	0
Hape	6	26	4.3	7	2
Droughns	5	53	10.6	22t	1
Montgomery	4	51	12.8	21	1
BRONCOS	359	4139	11.5	82t	21
OPPONENTS	360	3588	10.0	75t	15

INTERCEPTIONS	No.	Yds.	Avg.	Long	TD
O'Neal	5	70	14.0	28t	2
Reagor	1	31	31.0	31	0
Walker	1	8	8.0	8	0
K. Herndon	1	0	0.0	0	0
Washington	1	-2	-2.0	-2	0
BRONCOS	9	107	11.9	31	2
OPPONENTS	20	310	15.5	98t	2

PUNTING	No.	Yds.	Avg.	Net	TB	In20	Long	B
Knorr LG	71	2834	39.9	34.8	6	19	59	0
Knorr TM	24	906	37.8	34.1	2	8	59	0
Rouen TM	29	1239	42.7	31.7	4	6	63	2
BRONCOS	55	2145	39.0	32.8	6	14	63	2
OPPONENTS	77	3153	40.9	34.8	10	23	70	2

PUNT RETURNS	No.	FC	Yds.	Avg.	Long	TD
O'Neal	30	7	251	8.4	53	0
Poole	4	0	24	6.0	16	0
BRONCOS	34	7	275	8.1	53	0
OPPONENTS	23	10	223	9.7	40	0

KICKOFF RETURNS	No.	Yds.	Avg.	Long	TD
Droughns	20	516	25.8	53	0
Kasper TM	15	393	26.2	56	0
Montgomery	15	370	24.7	40	0
Reagor	4	74	18.5	25	0
Anderson	2	39	19.5	23	0
Carswell	2	14	7.0	14	0
Coleman	1	6	6.0	6	0
Gary	1	13	13.0	13	0
Hape	1	16	16.0	16	0
O'Neal	1	15	15.0	15	0
BRONCOS	62	1456	23.5	56	0
OPPONENTS	81	1781	22.0	66	0

FIELD GOALS	1-19	20-29	30-39	40-49	50+
Elam	1/1	9/9	7/9	5/11	4/6
BRONCOS	1/1	9/9	7/9	5/11	4/6
OPPONENTS	0/0	8/8	5/7	8/13	4/4

ELAM: (41G,34G,32G)(28G)(49N)(40G,57N,44N)(36G,43B)(33G,52G,23G,40G,55G)(32G,33G,25G)(48N,19G,39N)(27G)(40N,45G)(54G,24G,53N)(22G,23G,33N,46N)(30G)(25G)(44G,54G,21G)

OPPONENTS: (41G,43G,39N,39G)(38G)(23G,41G)(24G)(48N,53G)(41G,32G,43N)(26G)(47G,32G)(52G,37G,29G)(41G,54G,51G)(42N,20G,40G,49N,38B,27G)(43G,21G)(43N,21G)(())

2002 DEFENSIVE STATS

(based on coaches' film review)

	TT	UT	A	S-YDS	I-YDS	PD	FF	FR
1 Wilson	199	158	41	5-35	0-0	4	1	2
2 Gold	166	130	36	6.5-34	0-0	5	3	1
3 Mobley	142	106	36	1-9	0-0	7	1	2
4 Kennedy	98	72	26	0-0	0-0	8	0	0
5 Walker	69	60	9	0-0	1-8	14	0	0
6 O'Neal	68	59	9	0-0	5-70	15	0	0
7 McGlockton	63	42	21	2.5-12	0-0	3	0	1
8 Pryce	61	51	10	9-68.0	0-0	1	1	1
9 Reese	58	48	10	0.5-6	0-0	5	1	0
10 Poole	55	51	4	1-6	0-0	10	1	0
11 Pittman	50	39	11	0-0	0-0	0	1	0
12 Dalton	39	33	6	1-13.0	0-0	1	1	0
13 Reagor	24	16	8	1-9.0	1-31	1	0	0
14 Pope	22	19	3	4-16.0	0-0	1	0	0
15 Brandon	18	16	2	0-0	0-0	2	1	1
16 Berry	14	12	2	6.5-30.0	0-0	2	0	2
17 Washington	13	9	4	0-0	1-2	1	0	0
18 Hayward	10	7	3	0-0	0-0	0	0	0
19 Spencer	4	4	0	0-0	0-0	1	0	0
20 Team	2	2	0	2-13.0	0-0	0	0	0
21 Burns	1	1	0	0-0	0-0	0	0	0
22 K. Herndon	0	0	0	0-0	1-0	1	0	0
TOTALS	1,176	935	241	40-251	9-107	82	11	10

2002 GAMES STARTED

OFFENSE			DEFENSE		
QB	Beuerlein, Steve	3	DE	Berry, Bertrand	1
QB	Griese, Brian	13	DE	Pittman, Kavika	15
RB	Anderson, Mike	12	DE	Pryce, Trevor	16
RB	Gary, Olandis	2	DT	Dalton, Lionel	13
RB	Portis, Clinton	12	DT	McGlockton, Chester	15
WR	Lelie, Ashley	1	DT	Pope, Monsanto	1
WR	McCaffrey, Ed	16	DT	Reagor, Montae	1
WR	Smith, Rod	16	LB	Burns, Keith	1
TE	Carswell, Dwayne	7	LB	Gold, Ian	16
TE	Putzier, Jeb	1	LB	Mobley, John	16
TE	Sharpe, Shannon	13	LB	Wilson, Al	15
C	Nalen, Tom	7	CB	O'Neal, Deltha	14
G/C	Hamilton, Ben	16	CB	Poole, Tyrone	4
T	Brockermeyer, Blake	1	CB	Walker, Denard	16
T	Lepis, Matt	15	S	Brandon, Sam	2
T	Salaam, Ephraim	16	S	Kennedy, Kenoy	15
G	Herndon, Steve	9	S	Reese, Izell	15
G	Neil, Dan	16			

2002 COACHES

Mike Shanahan (Head Coach), **Jacob Burney** (Defensive Line), **Frank Bush** (Special Teams), **Larry Coyer** (Linebackers), **Rick Dennison** (Offensive Line), **Karl Dorrell** (Wide Receivers), **George Dyer** (Asst. to Head Coach), **Alex Gibbs** (Assistant Head Coach/Off. Line), **David Gibbs** (Secondary), **Gary Kubiak** (Off. Coord./QBs), **Anthony Lynn** (Special Teams Assistant), **Pat McPherson** (Off. Asst.), **Keith Millard** (Asst. Def. Line/Pass Rush Spec.), **Ron Milus** (Nickel Backs), **Brian Pariani** (Tight Ends), **Ray Rhodes** (Def. Coordinator), **Greg Saporta** (Asst. Strength & Cond.), **Cedric Smith** (Asst. Strength & Cond.), **Bobby Turner** (Running Backs), **Rich Tuten** (Strength & Conditioning), **Steve Watson** (Def. Asst.).

2002 LEADERS / RATINGS

INDIVIDUAL	PLAYER	NO.	AFC RANK	NFL RANK	NFL LEADER	NO.
Points	Elam	120	3	7	Holmes (KC)	144
Rushing Yards	Portis	1,508	4	4	Williams (MIA)	1,853
Passing Yards	Griese	3,214	8	12	Gannon (OAK)	4,689
Passer Rating	Griese	85.6	8	15	Pennington (NYJ)	104.2
Receiving Yards	R. Smith	1,027	9t	19t	Harrison (IND)	1,722
Receptions	R. Smith	89	8t	12t	Harrison (IND)	143
Interceptions	O'Neal	5	7t	10	Kelly (TB)/Woodson (OAK)	8
Sacks	Pryce	9.0	7t	18t	Taylor (MIA)	18.5
OFFENSE		NO.	AFC RANK	NFL RANK	NFL LEADER	NO.
Points Per Game		24.5	3	7	Kansas City	29.2
Total Yards Per Game		380.6	2	3	Oakland	389.8
Yards Per Play		5.8	3	3	Kansas City	6.2
Rushing Yards Per Game		141.6	3	5	Minnesota	156.7
Net Passing Yards Per Game		239.0	5	8	Oakland	279.7
DEFENSE		NO.	AFC RANK	NFL RANK	NFL LEADER	NO.
Points Per Game		21.5	8	15	Tampa Bay	12.3
Total Yards Per Game		301.6	2	6	Tampa Bay	252.8
Yards Per Play		4.9	2	7	Tampa Bay	4.2
Rushing Yards Per Game		93.1	4	4	Pittsburgh	85.9
Net Passing Yards Per Game		208.6	9	17	Tampa Bay	155.6

2002 KEY AWARDS

Pro Bowl (2): DE Trevor Pryce, LB Al Wilson. **AP NFL Offensive Rookie of the Year:** RB Clinton Portis.

2002 NFL STANDINGS

AFC EAST

Team	W	L	T	Pct	PF	PA
y-New York Jets	9	7	0	.562	359	336
New England	9	7	0	.562	381	346
Miami	9	7	0	.562	378	301
Buffalo	8	8	0	.500	379	397

AFC NORTH

Team	W	L	T	Pct	PF	PA
y-Pittsburgh	10	5	1	.656	390	345
x-Cleveland	9	7	0	.562	344	320
Baltimore	7	9	0	.438	316	354
Cincinnati	2	14	0	.125	279	456

AFC SOUTH

Team	W	L	T	Pct	PF	PA
yz-Tennessee	11	5	0	.688	367	324
x-Indianapolis	10	6	0	.625	349	313
Jacksonville	6	10	0	.375	328	315
Houston	4	12	0	.250	213	356

AFC WEST

Team	W	L	T	Pct	PF	PA
*yz-Oakland	11	5	0	.688	450	304
Denver	9	7	0	.562	392	344
San Diego	8	8	0	.500	333	367
Kansas City	8	8	0	.500	467	399

NFC EAST

Team	W	L	T	Pct	PF	PA
*yz-Philadelphia	12	4	0	.750	415	241
x-New York Giants	10	6	0	.625	320	279
Washington	7	9	0	.438	307	365
Dallas	5	11	0	.312	217	329

NFC NORTH

Team	W	L	T	Pct	PF	PA
y-Green Bay	12	4	0	.750	398	328
Minnesota	6	10	0	.375	390	442
Chicago	4	12	0	.250	281	379
Detroit	3	13	0	.188	306	451

NFC SOUTH

Team	W	L	T	Pct	PF	PA
yz-Tampa Bay	12	4	0	.750	346	196
x-Atlanta	9	6	1	.594	402	314
New Orleans	9	7	0	.562	432	388
Carolina	7	9	0	.438	258	302

NFC WEST

Team	W	L	T	Pct	PF	PA
y-San Francisco	10	6	0	.625	367	351
St. Louis	7	9	0	.438	316	369
Seattle	7	9	0	.438	355	369
Arizona	5	11	0	.312	262	417

x - Playoffs; y - Division Title; z - First-round Bye; * - Home-field Advantage

WILD CARD PLAYOFF GAMES

1/4 - at New York Jets 41, Indianapolis 0
1/4 - Atlanta 27, at Green Bay 7
1/5 - at Pittsburgh 36, Cleveland 33
1/5 - at San Francisco 39, New York Giants 38

DIVISIONAL PLAYOFF GAMES

1/11 - at Philadelphia 20, Atlanta 6
1/11 - at Tennessee 34, Pittsburgh 31
1/12 - at Tampa Bay 31, San Francisco 6
1/12 - at Oakland 30, New York Jets 10

CONFERENCE CHAMPIONSHIPS

1/19 - Tampa Bay 27, at Philadelphia 10
1/19 - at Oakland 41, Tennessee 24

SUPER BOWL XXXVII (SAN DIEGO)

1/26 - Tampa Bay 48, Oakland 21

2001 FINAL STATISTICS (8-8)

Head Coach: Mike Shanahan AFC West: 3rd Home Stadium: INVESCO Field at Mile High

Date	W-L	Score	Opponent	Attendance	RUSHING	No.	Yds.	Avg.	Long	TD
Sept 10	W	31-20	New York Giants	75,735	T. Davis	167	701	4.2	57	0
Sept 23	W	38-17	at Arizona	50,913	Anderson	175	678	3.9	62t	4
Sept 30	L	13-20	Baltimore	75,082	Gary	57	228	4.0	29	1
Oct 7	W	20-6	Kansas City	75,037	Griese	50	173	3.5	24	1
Oct 14	L	21-34	at Seattle	61,837	R. Smith	3	27	9.0	17	0
Oct 21	L	10-27	at San Diego	67,521	Kasper	3	19	6.3	27	0
Oct 28	W	31-20	New England	74,750	Coleman	4	17	4.3	8	0
Nov 5	L	28-38	at Oakland	62,637	Frerotte	10	9	0.9	4t	1
Nov 11	W	26-16	San Diego	74,951	Kennison TM	3	9	3.0	10	0
Nov 18	L	10-17	Washington	74,622	Jackson	5	7	1.4	4	0
Nov 22	W	26-24	at Dallas	64,104	Montgomery	1	5	5.0	5	0
Dec 2	L	10-21	at Miami	73,938	Carter	1	4	4.0	4	0
Dec 9	W	20-7	Seattle	74,524	Hape	2	0	0.0	0	0
Dec 16	L	23-26	at Kansas City (OT)	77,778	BRONCOS	481	1877	3.9	62t	7
Dec 30	W	23-17	Oakland	75,582	OPPONENTS	406	1492	3.7	60t	9
Jan 6	L	10-29	at Indianapolis	56,192						

TEAM STATISTICS	Den	Opp
TOTAL FIRST DOWNS	304	292
Rushing	106	86
Passing	174	176
Penalty	24	30
3RD DOWN: MADE/ATT	83/219	63/191
3rd Down Pct.	37.9	33.0
4TH DOWN: MADE/ATT	4/10	4/10
4th Down Pct.	40.0	40.0
POSSESSION AVG.	31:23	28:37
TOTAL NET YARDS	4817	4774
Avg. Per Game	301.1	298.4
Total Plays	1034	960
Avg. Per Play	4.7	5.0
NET YARDS RUSHING	1877	1492
Avg. Per Game	117.3	93.3
Total Rushes	481	406
NET YARDS PASSING	2940	3282
Avg. Per Game	183.8	205.1
Sacked/Yards Lost	42/268	39/279
Gross Yards	3208	3561
Att./Completions	511/312	515/308
Completion Pct.	61.1	59.8
Had Intercepted	19	22
PUNTS/AVERAGE	82/44.7	77/47.0
NET PUNTING AVG.	82/36.5	77/38.1
PENALTIES/YARDS	95/917	100/853
FUMBLES/BALL LOST	24/8	26/15
TOUCHDOWNS	35	38
Rushing	7	9
Passing	26	23
Returns	2	6

SCORE BY PERIODS	1	2	3	4	OT	PTS
BRONCOS	50	128	89	73	0	340
OPPONENTS	65	94	58	119	3	339

SCORING	TD	Ru	Pa	Ret	PAT	FG	S	PTS
Elam	0	0	0	0	31/31	31/36	0	124
R. Smith	11	0	11	0			0	68
De. Clark	6	0	6	0			0	36
Anderson	4	4	0	0			0	26
Carswell	4	0	4	0			0	26
Hape	3	0	3	0			0	18
Frerotte	1	1	0	0			0	6
Gary	1	1	0	0			0	6
Griese	1	1	0	0			0	6
Kennison TM	1	0	1	0			0	6
McCaffrey	1	0	1	0			0	6
O'Neal	1	0	0	1			0	6
Walker	1	0	0	1			0	6
BRONCOS	35	7	26	2	31/31	31/36	0	340
OPPONENTS	38	9	23	6	36/37	25/29	0	339

2-PT. CONVERSIONS: Anderson, Carswell, R. Smith,
BRONCOS 3-4, OPPONENTS 0-1

SACKS: Pryce 7.0, Romanowski 7.0, Washington 4.0, Brown 3.0, Gold 3.0, Hayward 3.0, Wilson 3.0, Berry 2.0, Kennedy 2.0, McGlockton 1.0, Mobley 1.0, Pittman 1.0, Reagor 1.0, Woodall 1.0,
BRONCOS 39.0, OPPONENTS 42.0

PASSING	Att.	Comp.	Yds.	Comp.%	Yds/Att.	TD	TD%	Int	Int%	Long	Sack/Lost	Rating
Griese	451	275	2827	61.0	6.27	23	5.1	19	4.2	65t	38/241	78.5
Frerotte	48	30	308	62.5	6.42	3	6.3	0	0.0	26t	3/21	101.7
Jackson	12	7	73	58.3	6.08	0	0.0	0	0.0	19	1/6	76.0
BRONCOS	511	312	3208	61.1	6.28	26	5.1	19	3.7	65t	42/268	80.6
OPPONENTS	515	308	3561	59.8	6.91	23	4.5	22	4.3	72t	39/279	77.8

RECEIVING	No.	Yds.	Avg.	Long	TD
R. Smith	113	1343	11.9	65t	11
De. Clark	51	566	11.1	39	6
Carswell	34	299	8.8	25	4
Kennison TM	15	169	11.3	36	1
Hape	15	96	6.4	25	3
T. Davis	12	69	5.8	16	0
Montgomery	11	99	9.0	23	0
Carter	11	83	7.5	17	0
Cole	9	128	14.2	21	0
Kasper	8	84	10.5	21	0
Anderson	8	46	5.8	16	0
McCaffrey	6	94	15.7	28	1
Coleman	6	45	7.5	9	0
Poole	5	38	7.6	10	0
Gary	4	29	7.3	11	0
Dominguez	3	26	8.7	12	0
Griese	1	-6	-6.0	-6	0
BRONCOS	312	3208	10.3	65t	26
OPPONENTS	308	3561	11.6	72t	23

INTERCEPTIONS	No.	Yds.	Avg.	Long	TD
O'Neal	9	115	12.8	42	0
Walker	3	60	20.0	39t	1
Spencer	3	25	8.3	18	0
McGlockton	2	17	8.5	17	0
Brown	2	0	0.0	0	0
Mobley	1	17	17.0	17	0
Kennedy	1	6	6.0	6	0
Coghill	1	0	0.0	0	0
BRONCOS	22	240	10.9	42	1
OPPONENTS	19	256	13.5	56t	2

PUNTING	No.	Yds.	Avg.	Net	TB	In20	Long	B
Rouen	81	3668	45.3	36.5	8	25	64	1
BRONCOS	82	3668	44.7	36.5	8	25	64	1
OPPONENTS	77	3618	47.0	38.1	14	26	90	0

PUNT RETURNS	No.	FC	Yds.	Avg.	Long	TD
O'Neal	31	9	405	13.1	86t	1
BRONCOS	31	9	405	13.1	86t	1
OPPONENTS	48	10	517	10.8	65t	1

KICKOFF RETURNS	No.	Yds.	Avg.	Long	TD
Cole	48	1127	23.5	52	0
Kasper	14	372	26.6	37	0
Carter	2	44	22.0	24	0
De. Clark	1	11	11.0	11	0
Gary	1	18	18.0	18	0
D. Smith	1	4	4.0	4	0
BRONCOS	67	1576	23.5	52	0
OPPONENTS	69	1526	22.1	88t	1

FIELD GOALS	1-19	20-29	30-39	40-49	50+
Elam	0/0	11/11	8/8	10/13	2/4
BRONCOS	0/0	11/11	8/8	10/13	2/4
OPPONENTS	0/0	12/13	3/3	8/10	2/3

ELAM: (65N,37G)(49G,31G,35G)(43G,49G)(48G,24G) ()
(45G,42N)(50G)(39G,21G,48B)(25G,29G,26G,33G) (33G)
(24G,50G,46G,28G)(45G)(42G,20G)(34G,45N,36G,49G)
(27G,25G,42G)(54N,25G)

OPPONENTS: (63N)(28G)(29G,26G)(23G,35G)(44G, 23G)
(21G,51G)(24G,44G)(31G)(29G)(48G)(43G)() (41N)
(51G,43G,28N,41G,41N,32G)(28G)(22G,40G,45G,22G,25G)

2001 DEFENSIVE STATS

(based on coaches' film review)

	TT	UT	A	S-YDS	I-YDS	PD	FF	FR
1 Mobley	133	101	32	1-6	1-17	3	2	3
2 Wilson	128	98	30	3-25	0-0	7	1	0
3 Romanowski	116	84	32	7-44	0-0	2	1	0
4 Brown	98	78	20	3-26	2-0	8	1	1
5 Kennedy	92	70	22	2-18	1-6	6	0	0
6 O'Neal	60	53	7	0-0	9-115	18	0	0
Washington	60	44	16	4-29	0-0	0	1	1
8 Pryce	55	42	13	7-50	0-0	3	2	0
9 Walker	52	44	8	0-0	3-60	3	0	0
10 Pittman	50	43	7	1-14	0-0	1	1	1
11 McGlockton	43	39	4	1-8	2-17	3	1	0
12 Gold	28	22	6	3-14	0-0	2	1	0
13 Spencer	23	21	2	0-0	3-25	9	0	1
14 Hayward	22	16	6	3-21	0-0	0	0	0
15 Berry	17	13	4	2-12	0-0	1	0	2
16 Lett	15	14	1	0-0	0-0	1	0	0
17 E. Davis	11	6	5	0-0	0-0	1	0	1
18 Coghill	6	5	1	0-0	1-0	0	0	0
Reagor	6	6	0	1-6	0-0	0	0	0
20 Johnson	5	4	1	0-0	0-0	0	0	0
21 Woodall	4	3	1	1-6	0-0	0	0	0
22 Burns	3	2	1	0-0	0-0	0	0	0
23 Jenkins	1	1	0	0-0	0-0	0	0	0
TOTAL	1,028	809	219	39-279	22-240	68	11	10

2001 GAMES STARTED

OFFENSE		DEFENSE	
QB Frerotte, Gus	1	DE Hayward, Reggie	2
QB Griese, Brian	15	DE Pittman, Kavika	14
RB Anderson, Mike	7	DE Washington, Keith	16
RB Davis, Terrell	8	DT McGlockton, Chester	16
RB Gary, Olandis	1	DT Pryce, Trevor	16
FB Carter, Tony	6	LB Mobley, John	16
FB Hape, Patrick	8	LB Romanowski, Bill	16
WR Cole, Chris	1	LB Wilson, Al	16
WR Kasper, Kevin	5	CB O'Neal, Deltha	16
WR McCaffrey, Ed	1	CB Spencer, Jimmy	1
WR Smith, Rod	14	CB Walker, Denard	15
TE Carswell, Dwayne	16	S Brown, Eric	16
TE Clark, Desmond	4	S Kennedy, Kenoy	16
C Nalen, Tom	16		
T Lepsis, Matt	16		
T Teague, Trey	16		
G Friedman, Lennie	14		
G Herndon, Steve	3		
G Neil, Dan	15		

2001 COACHES

Mike Shanahan (Head Coach), **Frank Bush** (Special Teams), **Larry Coyer** (Linebackers), **Rick Dennison** (Offensive Line), **Karl Dorrell** (Wide Receivers), **George Dyer** (Def. Line), **Alex Gibbs** (Asst. Head Coach/Off. Line), **David Gibbs** (Safeties), **Gary Kubiak** (Off. Coord./QB's), **Anthony Lynn** (Special Teams Asst.), **Pat McPherson** (Off. Asst.), **Ron Milius** (Def. Backs), **Brian Pariani** (Tight Ends), **Ray Rhodes** (Def. Coord.), **Greg Saporita** (Asst. Strength & Cond.), **Cedric Smith** (Asst. Strength & Cond.), **John Teerlinck** (Pass Rush Specialist), **Bobby Turner** (Running Backs), **Rich Tuten** (Strength & Cond.), **Steve Watson** (Def. Asst.), **Zaven Yarlalian** (Head Coach's Asst.).

2001 LEADERS / RANKINGS

INDIVIDUAL	PLAYER	NO.	AFC RANK	NFL RANK	NFL LEADER	NO.
Points	Elam	124	21	31	Wilkins (STL)	127
Rushing Yards	Davis	701	14	24	Holmes (KC)	1,555
Passing Yards	Griese	2,827	13	23	Warner (STL)	4,830
Passer Rating	Griese	78.5	8	15	Warner (STL)	101.4
Receiving Yards	R. Smith	1,343	3	6	Boston (ARI)	1,598
Receptions	R. Smith	113	1	1	Smith (DEN)	113
Interceptions	O'Neal	9	21	31	Barber (TB)/Henry (CLE)	10
Sacks	Pryce/Romanowski	7	21	37	Strahan (NYG)	22.5
OFFENSE		NO.	AFC RANK	NFL RANK	NFL LEADER	NO.
Points Per Game		21.3	61	91	St. Louis	31.4
Total Yards Per Game		301.1	12	22	St. Louis	418.1
Yards Per Play		4.7	12	23	St. Louis	6.6
Rushing Yards Per Game		117.3	6	10	Pittsburgh	173.4
Net Passing Yards Per Game		183.8	13	25	St. Louis	291.4
DEFENSE		NO.	AFC RANK	NFL RANK	NFL LEADER	NO.
Points Per Game		21.2	12	21	Chicago	12.7
Total Yards Per Game		298.4	4	8	Pittsburgh	258.6
Yards Per Play		5.0	81	151	Baltimore	4.4
Rushing Yards Per Game		93.3	4	6	Pittsburgh	74.7
Net Passing Yards Per Game		205.1	10	16	Miami	176.8

2001 KEY AWARDS

Pro Bowl (7): TE Dwayne Carswell, K Jason Elam, LB Ian Gold, CB Deltha O'Neal, DT Trevor Pryce, WR Rod Smith, LB Al Wilson. **AP All-Pro (3):** K Jason Elam (second team), DT Trevor Pryce (second team), WR Rod Smith (second team). **NFL Alumni Special Teams Player of the Year:** K Jason Elam.

2001 NFL STANDINGS

AFC EAST

Team	W	L	T	Pct	PF	PA
yz-New England	11	5	0	.688	371	272
x-Miami	11	5	0	.688	344	290
x-New York Jets	10	6	0	.625	308	295
Indianapolis	6	10	0	.375	413	486
Buffalo	3	13	0	.188	265	420

AFC CENTRAL

Team	W	L	T	Pct	PF	PA
*yz-Pittsburgh	13	3	0	.812	352	212
x-Baltimore	10	6	0	.625	303	265
Cleveland	7	9	0	.438	285	319
Tennessee	7	9	0	.438	336	388
Jacksonville	6	10	0	.375	294	286
Cincinnati	6	10	0	.375	226	309

AFC WEST

Team	W	L	T	Pct	PF	PA
y-Oakland	10	6	0	.625	399	327
Seattle	9	7	0	.562	301	324
Denver	8	8	0	.500	340	339
Kansas City	6	10	0	.375	320	344
San Diego	5	11	0	.312	332	321

NFC EAST

Team	W	L	T	Pct	PF	PA
y-Philadelphia	11	5	0	.688	343	208
Washington	8	8	0	.500	256	303
New York Giants	7	9	0	.438	294	321
Arizona	7	9	0	.438	295	343
Dallas	5	11	0	.312	246	338

NFC CENTRAL

Team	W	L	T	Pct	PF	PA
yz-Chicago	13	3	0	.812	338	203
x-Green Bay	12	4	0	.750	390	266
x-Tampa Bay	9	7	0	.562	324	280
Minnesota	5	11	0	.312	290	390
Detroit	2	14	0	.125	270	424

NFC WEST

Team	W	L	T	Pct	PF	PA
*yz-St. Louis	14	2	0	.875	503	273
x-San Francisco	12	4	0	.750	409	282
New Orleans	7	9	0	.438	333	409
Atlanta	7	9	0	.438	291	377
Carolina	1	15	0	.062	253	410

x - Playoffs; y - Division Title; z - First-round Bye; * - Home-field Advantage

WILD CARD PLAYOFF GAMES

1/12 - at Philadelphia 31, Tampa Bay 9
1/12 - at Oakland 38, New York Jets 24
1/13 - at Green Bay 25, San Francisco 15
1/13 - Baltimore 20, at Miami 3

DIVISIONAL PLAYOFF GAMES

1/19 - Philadelphia 33, at Chicago 19
1/19 - at New England 16, Oakland 13 (OT)
1/20 - at St. Louis 45, Green Bay 17
1/20 - at Pittsburgh 27, Baltimore 10

CONFERENCE CHAMPIONSHIPS

1/27 - at St. Louis 29, Philadelphia 24
1/27 - New England 24, at Pittsburgh 17

SUPER BOWL XXXVI (NEW ORLEANS)

2/3 - New England 20, St. Louis 17

2000 DEFENSIVE STATS

(based on coaches' film review)

	TT	UT	A	S-YDS	I-YDS	PD	FF	FR
1 Mobley	133	92	41	2-16	1-9	10	2	0
2 Romanowski	121	88	33	3.5-17	2-0	3	2	2
3 Jenkins	109	87	22	0-0	4-61	7	3	0
4 Wilson	104	73	31	5-31	3-21	6	1	0
5 E. Brown	102	86	16	1-8	3-9	7	0	3
6 Traylor	53	44	9	1-0	0-0	2	2	1
7 Pryce	44	36	8	12-76.5	0-0	0	2	1
8 Spencer	40	35	5	1-1	3-102	6	1	0
9 Pittman	39	33	6	7-43	0-0	1	1	1
10 Buckley	33	32	1	0-0	6-110	8	0	0
11 Crockett	32	29	3	1-6	4-31	7	1	0
Tanuvasa	32	28	4	4-19	0-0	0	0	4
13 Gold	21	20	1	2-4	0-0	0	1	0
14 Cadrez	14	7	7	0-0	0-0	1	0	0
15 Reagor	13	13	0	2-19	0-0	1	0	0
Lodish	13	10	3	0-0	0-0	0	0	0
Hasselbach	13	8	5	2.5-10.5	0-0	0	1	0
18 Kennedy	6	6	0	0-0	1-0	0	0	0
19 Archambeau	2	2	0	0-0	0-0	0	0	0
O'Neal	2	2	0	0-0	0-0	5	1	1
Suttle	2	2	0	0-0	0-0	0	0	0
Burns	2	1	1	0-0	0-0	1	0	0
23 Coghill	1	1	0	0-0	0-0	0	1	0
TOTAL	931	735	196	44-251	27-343	65	19	13

2000 GAMES STARTED

OFFENSE	DEFENSE
QB Frerotte, Gus	6 DE Hasselbach, Harald
QB Giese, Brian	10 DE Pittman, Kavika
RB Anderson, Mike	12 DE Tanuvasa, Maa
RB Davis, Terrell	4 DT Pryce, Trevor
FB Griffith, Howard	14 DT Traylor, Keith
WR McCaffrey, Ed	16 LB Cadrez, Glenn
WR Smith, Rod	16 LB Mobley, John
TE Carswell, Dwayne	16 LB Romanowski, Bill
TE Clark, Desmond	2 LB Wilson, Al
C Nalen, Tom	16 CB Buckley, Terrell
T Jones, Tony	16 CB Crockett, Ray
T Lepsis, Matt	16 CB Spencer, Jimmy
G Friedman, Lennie	8 S Brown, Eric
G Neil, Dan	16 S Jenkins, Billy
G Schlereth, Mark	8

2000 COACHES

Mike Shanahan (Head Coach), **Frank Bush** (Nickel Package/Secondary), **Larry Coyer** (Linebackers), **Rick Dennison** (Special Teams), **Karl Dorrell** (Wide Receivers), **George Dyer** (Defensive Line), **Alex Gibbs** (Assistant Head Coach/Offensive Line), **Gary Kubiak** (Offensive Coordinator/Quarterbacks), **Anthony Lynn** (Special Teams Assistant), **Pat McPherson** (Offensive Assistant), **Ron Milus** (Defensive Backs), **Brian Pariani** (Tight Ends), **Greg Robinson** (Defensive Coordinator), **Greg Saporta** (Assistant Strength & Conditioning), **John Teerlinck** (Pass Rush Specialist), **Terry Tumey** (Defensive Assistant), **Bobby Turner** (Running Backs), **Rich Tuten** (Strength & Conditioning).

2000 LEADERS / RANKINGS

INDIVIDUAL	PLAYER	NO.	AFC RANK	NFL RANK	NFL LEADER	NO.
Points	Elam	103	10	17	Stover (BAL)	135
Rushing Yards	Anderson	1,487	3	4	James (IND)	1,709
Passing Yards	Griese	2,688	8	17	Manning (IND)	4,413
Passer Rating	Griese	102.9	1	1	Griese (DEN)	102.9
Receiving Yards	R. Smith	1,602	1	2	Holt (STL)	1,635
Receptions	McCaffrey	101	2	3	Harrison (IND)	102
Interceptions	Buckley	6	3t	7t	Sharper (GB)	9
Sacks	Pryce	12	5	9t	Glover (NO)	18
OFFENSE		NO.	AFC RANK	NFL RANK	NFL LEADER	NO.
Points Per Game		30.3	1	2	St. Louis	33.8
Total Yards Per Game		409.6	1	2	St. Louis	442.2
Yards Per Play		5.9	2	5	St. Louis	7.0
Rushing Yards Per Game		144.4	3	3	Oakland	154.4
Net Passing Yards Per Game		265.2	2	3	St. Louis	327.0
DEFENSE		NO.	AFC RANK	NFL RANK	NFL LEADER	NO.
Points Per Game		23.1	13	23	Baltimore	10.3
Total Yards Per Game		346.5	14	24	Tennessee	238.4
Yards Per Play		5.8	15	30	Tennessee	4.2
Rushing Yards Per Game		99.9	6	7	Baltimore	60.6
Net Passing Yards Per Game		246.6	16	31	Tennessee	151.5

2000 KEY AWARDS

Pro Bowl (4): QB Brian Giese, C Tom Nalen, DT Trevor Pryce, WR Rod Smith. **AP All-Pro (2):** C Tom Nalen (first team), WR Rod Smith (second team). **AP NFL Offensive Rookie of the Year:** RB Mike Anderson.

2000 NFL STANDINGS

AFC EAST

Team	W	L	T	Pct	PF	PA
y-Miami	11	5	0	.688	323	226
x-Indianapolis	10	6	0	.625	429	326
New York Jets	9	7	0	.563	321	321
Buffalo	8	8	0	.500	315	350
New England	5	11	0	.313	276	338

AFC CENTRAL

Team	W	L	T	Pct	PF	PA
*yz-Tennessee	13	3	0	.813	346	191
x-Baltimore	12	4	0	.750	333	165
Pittsburgh	9	7	0	.563	321	255
Jacksonville	7	9	0	.438	367	327
Cincinnati	4	12	0	.250	185	359
Cleveland	3	13	0	.188	161	419

AFC WEST

Team	W	L	T	Pct	PF	PA
yz-Oakland	12	4	0	.750	479	299
x-Denver	11	5	0	.688	485	369
Kansas City	7	9	0	.438	355	354
Seattle	6	10	0	.375	320	405
San Diego	1	15	0	.063	269	440

NFC EAST

Team	W	L	T	Pct	PF	PA
*yz-New York Giants	12	4	0	.750	328	246
x-Philadelphia	11	5	0	.688	351	245
Washington	8	8	0	.500	281	269
Dallas	5	11	0	.313	294	361
Arizona	3	13	0	.188	210	443

NFC CENTRAL

Team	W	L	T	Pct	PF	PA
yz-Minnesota	11	5	0	.688	397	371
x-Tampa Bay	10	6	0	.625	388	269
Detroit	9	7	0	.563	307	307
Green Bay	9	7	0	.563	353	323
Chicago	5	11	0	.313	216	355

NFC WEST

Team	W	L	T	Pct	PF	PA
y-St. Louis	10	6	0	.625	540	471
x-New Orleans	10	6	0	.625	354	305
Carolina	7	9	0	.438	310	310
San Francisco	6	10	0	.375	388	422
Atlanta	4	12	0	.250	252	413

x – Playoffs; y – Division Title; z – First-round Bye; * – Home-field Advantage

WILD CARD PLAYOFF GAMES

12/30 – at Miami 23, Indianapolis 17 (OT)
12/30 – at New Orleans 31, St. Louis 28
12/31 – at Baltimore 21, Denver 3
12/31 – at Philadelphia 21, Tampa Bay 3

DIVISIONAL PLAYOFF GAMES

1/6 – at Oakland 27, Miami 0
1/6 – at Minnesota 34, New Orleans 16
1/7 – Baltimore 24, at Tennessee 10
1/7 – at New York 20, Philadelphia 10

CONFERENCE CHAMPIONSHIPS

1/14 – Baltimore 16, at Oakland 3
1/14 – at New York Giants 41, Minnesota 0

SUPER BOWL XXXV (TAMPA, FLA.)

1/28 – Baltimore 34, New York Giants 7

1999 FINAL STATISTICS (6-10)

Head Coach: Mike Shanahan AFC West: 5th Home Stadium: Mile High Stadium

Date	W-L	Score	Opponent	Attendance	RUSHING	No.	Yds.	Avg.	Long	TD
Sept 13	L	21-38	Miami	75,623	Gary	276	1159	4.2	71	7
Sept 19	L	10-26	at Kansas City	78,683	Davis	67	211	3.1	26	2
Sept 26	L	10-13	at Tampa Bay	65,297	Loville	40	203	5.1	36t	1
Oct 3	L	13-21	New York Jets	74,181	Griese	46	138	3.0	23	2
Oct 10	W	16-13	at Oakland	55,704	Griffith	17	66	3.9	13	1
Oct 17	W	31-10	Green Bay	73,352	C. Miller	8	40	5.0	13	0
Oct 24	L	23-24	at New England	60,011	Avery LG	5	21	4.2	11	0
Oct 31	L	20-23	Minnesota	75,021	Avery TM	5	21	4.2	11	0
Nov 7	W	33-17	at San Diego	61,204	Brister	2	17	8.5	17	0
Nov 14	L	17-20	at Seattle	66,314	D. Smith	1	7	7.0	7	0
Nov 22	W	27-21	Oakland (OT)	70,012	Lynn	2	2	1.0	1	0
Dec 5	L	10-16	Kansas City	73,855	Rouen	1	0	0.0	0	0
Dec 13	L	24-27	at Jacksonville	71,357	BRONCOS	465	1864	4.0	71	13
Dec 19	W	36-30	Seattle (OT)	65,987	OPPONENTS	440	1737	3.9	54	15
Dec 25	W	17-7	at Detroit	73,158	RECEIVING	No.	Yds.	Avg.	Long	TD
Jan 2	L	6-12	San Diego	69,278	R. Smith	79	1020	12.9	71	4

TEAM STATISTICS	Den	Opp
TOTAL FIRST DOWNS	308	267
Rushing	107	88
Passing	168	154
Penalty	33	25
3RD DOWN: MADE/ATT	84/229	64/203
3rd Down Pct.	36.7	31.5
4TH DOWN: MADE/ATT	6/14	5/11
4th Down Pct.	42.9	45.5
POSSESSION AVG.	31:06	28:54
TOTAL NET YARDS	5283	4753
Avg. Per Game	330.2	297.1
Total Plays	1053	961
Avg. Per Play	5.0	4.9
NET YARDS RUSHING	1864	1737
Avg. Per Game	116.5	108.6
Total Rushes	465	440
NET YARDS PASSING	3419	3016
Avg. Per Game	213.7	188.5
Sacked/Yards Lost	34/227	50/283
Gross Yards	3646	3299
Att./Completions	554/319	471/273
Completion Pct.	57.6	58.0
Had Intercepted	18	15
PUNTS/AVERAGE	84/46.5	92/43.6
NET PUNTING AVG.	84/35.6	92/36.5
PENALTIES/YARDS	114/872	114/1016
FUMBLES/BALL LOST	33/10	29/11
TOUCHDOWNS	32	35
Rushing	13	15
Passing	16	17
Returns	3	3

SCORE BY PERIODS	1	2	3	4	OT	PTS
BRONCOS	79	58	77	88	12	314
OPPONENTS	34	115	62	107	0	318

SCORING	TD	Ru	Pa	Ret	PAT	FG	S	PTS
Elam	0	0	0	0	29/29	29/36	0	116
Gary	7	7	0	0			0	44
McCaffrey	7	0	7	0			0	42
R. Smith	4	0	4	0			0	24
Carswell	2	0	2	0			0	12
Chamberlain	2	0	2	0			0	12
Davis	2	2	0	0			0	12
Griese	2	2	0	0			0	12
Griffith	2	1	1	0			0	12
Cadrez	1	0	0	1			0	6
Loville	1	1	0	0			0	6
Romanowski	1	0	0	1			0	6
Watson	1	0	0	1			0	6
Pryce	0	0	0	0			1	2
TEAM	0	0	0	0			1	2
BRONCOS	32	13	16	3	29/29	29/36	2	314
OPPONENTS	35	15	17	3	31/32	25/29	0	318

2-PT. CONVERSIONS: Gary, BRONCOS 1-1, OPPONENTS 1-3

SACKS: Pryce 13.0, Cadrez 7.0, Tanuvasa 7.0, N. Smith 6.5, Williams 4.0, Hasselbach 2.5, Crockett 2.0, Wayne 2.0, E. Brown 1.5, Traylor 1.5, Bowns 1.0, Braxton 1.0, Wilson 1.0,
BRONCOS 50.0, OPPONENTS 34.0

PASSING	Att.	Comp.	Yds.	Comp.%	Yds/Att.	TD	TD%	Int	Int%	Long	Sack/Lost	Rating
Griese	452	261	3032	57.7	6.71	14	3.1	14	3.1	88	27/176	75.6
C. Miller	81	46	527	56.8	6.51	2	2.5	1	1.2	42	7/51	79.6
Brister	20	12	87	60.0	4.35	0	0.0	3	15.0	11	0/0	30.6
R. Smith	1	0	0	0.0	0.00	0	0.0	0	0.0	0	0/0	39.6
BRONCOS	554	319	3646	57.6	6.58	16	2.9	18	3.2	88	34/227	73.6
OPPONENTS	471	273	3299	58.0	7.00	17	3.6	15	3.2	67	50/283	78.3

BRONCOS	465	1864	4.0	71	13
OPPONENTS	440	1737	3.9	54	15

RECEIVING	No.	Yds.	Avg.	Long	TD
R. Smith	79	1020	12.9	71	4
McCaffrey	71	1018	14.3	78t	7
Chamberlain	32	488	15.3	88	2
Griffith	26	192	7.4	20	1
Carswell	24	201	8.4	20	2
Sharpe	23	224	9.7	24	0
Gary	21	159	7.6	21	0
Loville	11	50	4.5	15	0
Cooper	9	98	10.9	21	0
B. Miller	5	59	11.8	26	0
Avery LG	4	24	6.0	11	0
Avery TM	4	24	6.0	11	0
D. Smith	4	23	5.8	11	0
McGriff	3	37	12.3	15	0
Davis	3	26	8.7	10	0
Doering	3	22	7.3	9	0
Clark	1	5	5.0	5	0
BRONCOS	319	3646	11.4	88	16
OPPONENTS	273	3299	12.1	67	17

INTERCEPTIONS	No.	Yds.	Avg.	Long	TD
James	5	59	11.8	45	0
Romanowski	3	35	11.7	18t	1
Carter	2	48	24.0	34	0
Crockett	2	14	7.0	10	0
E. Brown	1	13	13.0	13	0
Coghill	1	0	0.0	0	0
Pryce	1	0	0.0	0	0
BRONCOS	15	169	11.3	45	1
OPPONENTS	18	231	12.8	60	1

PUNTING	No.	Yds.	Avg.	Net	TB	In20	Long	B
Rouen	84	3908	46.5	35.6	16	19	65	0
BRONCOS	84	3908	46.5	35.6	16	19	65	0
OPPONENTS	92	4011	43.6	36.5	12	27	64	1

PUNT RETURNS	No.	FC	Yds.	Avg.	Long	TD
Watson	44	8	334	7.6	81t	1
McGriff	7	1	50	7.1	20	0
Coghill	3	1	25	8.3	10	0
BRONCOS	54	10	409	7.6	81t	1
OPPONENTS	43	13	600	14.0	80t	1

KICKOFF RETURNS	No.	Yds.	Avg.	Long	TD
Watson	48	1138	23.7	71	0
Avery LG	9	192	21.3	33	0
Avery TM	7	137	19.6	25	0
B. Miller	4	79	19.8	30	0
Loville	2	22	11.0	12	0
D. Smith	1	12	12.0	11	0
R. Smith	1	10	10.0	10	0
BRONCOS	63	1398	22.2	71	0
OPPONENTS	70	1457	20.8	61	0

FIELD GOALS	1-19	20-29	30-39	40-49	50+
Elam	1/1	8/8	7/8	8/11	5/8
BRONCOS	1/1	8/8	7/8	8/11	5/8
OPPONENTS	2/2	6/6	6/7	10/12	1/2

ELAM: (44B,41N)(50G)(44G)(26G,51G)(48G,47G,26G)(20G,53N)(40G,28G,30G,59N)(19G,37N)(44G,55G,41G,24G)(25G)(30G,24G,38G,53G)(39G)(40G)(28G,64N,46G,33G,45N)(32G)(37G,50G)
OPPONENTS: (39N,37B)(30G,54G,26G)(44G)(44N,37G)(23G)(45G,51N)(25G,23G,52N)(27G)(20G)(36G,19G)(28N,42G)(20G)

1999 DEFENSIVE STATS

(based on coaches' film review)

	TT	UT	A	S-YDS	I-YDS	PD	FF	FR
1 Cadrez	97	73	24	7-24	0-0	5	3	4
2 Romanowski	94	69	25	0-0	3-35	9	0	0
3 Wilson	88	70	18	1-1	0-0	6	1	2
4 E. Brown	80	62	18	1.5-8	1-13	3	0	0
5 Carter	73	57	16	0-0	2-48	12	1	0
6 Crockett	71	64	7	2-24	2-14	10	1	1
7 Braxton	61	45	16	1-10	0-0	0	0	0
8 Pryce	50	36	14	13-75	1-0	0	3	1
9 Tanuvasa	43	36	7	7-30	0-0	0	2	0
10 Traylor	42	36	6	1.5-10.5	0-0	6	2	0
11 James	38	32	6	0-0	5-59	11	2	0
12 Johnson	36	28	8	0-0	0-0	4	0	1
13 Coghill	34	28	6	0-0	1-0	4	0	0
N. Smith	34	26	8	6.5-42	0-0	1	0	0
15 Hasselbach	25	17	8	2.5-14.5	0-0	0	0	0
16 Williams	19	15	4	4-28	0-0	1	2	0
17 Lodish	13	10	3	0-0	0-0	0	0	0
Mobley	13	10	3	0-0	0-0	1	0	0
19 Reagor	11	8	3	0-0	0-0	0	0	0
20 Wayne	10	8	2	2-15	0-0	0	1	0
Bowens	10	6	4	1-1	0-0	0	0	0
C. Brown	10	5	5	0-0	0-0	0	0	0
23 Grasmanis	6	4	2	0-0	0-0	0	0	0
24 Watson	5	5	0	0-0	0-0	2	0	0
25 Ulmer	1	1	0	0-0	0-0	0	0	0
TOTAL	964	751	213	50-283	15-169	75	18	9

1999 GAMES STARTED

OFFENSE			DEFENSE		
QB Griese, Brian	13		DE Hasselbach, Harald	2	
QB Miller, Chris	3		DE Smith, Neil	8	
RB Davis, Terrell	4		DE Tanuvasa, Maa	16	
RB Gary, Olandis	12		DE Williams, Alfred	6	
FB Griffith, Howard	16		DT Lodish, Mike	2	
WR Cooper, Andre	1		DT Pryce, Trevor	15	
WR McCaffrey, Ed	15		DT Traylor, Keith	15	
WR Nash, Marcus	1		LB Cadrez, Glenn	15	
WR Smith, Rod	15		LB Mobley, John	2	
TE Carswell, Dwayne	11		LB Romanowski, Bill	16	
TE Sharpe, Shannon	5		LB Wilson, Al	12	
C Nalen, Tom	16		CB Carter, Dale	14	
T Jones, Tony	12		CB Crockett, Ray	16	
T Lepsis, Matt	16		CB James, Tory	4	
T Teague, Trey	4		CB Watson, Chris	1	
G Banks, Chris	1		S Braxton, Tyrone	15	
G Neil, Dan	15		S Brown, Eric	10	
G Schlereth, Mark	16		S Coghill, George	5	
			S Johnson, Darrius	2	

1999 COACHES

Mike Shanahan (Head Coach), **Frank Bush** (Linebackers), **Barney Chavous** (Asst. Off. Line/Asst. Strength & Cond.), **Rick Dennison** (Special Teams), **Ed Donatelli** (Def. Backs), **George Dyer** (Def. Line), **Alex Gibbs** (Asst. Head Coach/Offensive Line), **Mike Heimerdinger** (Wide Receivers), **Gary Kubiak** (Off. Coordinator/QBs), **Pat McPherson** (Off. Asst.), **Brian Pariani** (Tight Ends), **Ricky Porter** (Strength & Conditioning Asst.), **Greg Robinson** (Def. Coordinator), **Greg Saporta** (Asst. Strength & Cond.), **Rick Smith** (Def. Assistant), **John Teerlinck** (Pass Rush Specialist), **Terry Tumeay** (Def. Assistant), **Bobby Turner** (Running Backs), **Rich Tuten** (Strength & Conditioning).

1999 LEADERS / RANKINGS

INDIVIDUAL	PLAYER	NO.	AFC RANK	NFL RANK	NFL LEADER	NO.
Points	Elam	116	5t	6t	Vanderjagt (IND)	145
Rushing Yards	Gary	1,159	6	11	James (IND)	1,553
Passing Yards	Griese	3,032	8	12	Beuerlein (CAR)	4,436
Passer Rating	Griese	75.6	11t	22t	Warner (STL)	109.2
Receiving Yards	R. Smith	1,020	9	24	Harrison (IND)	1,663
Receptions	R. Smith	79	5	15t	Smith (JAC)	116
Interceptions	James	5	5t	13t	Five Players	7
Sacks	Pryce	13	2	5	Carter (STL)	17
OFFENSE		NO.	AFC RANK	NFL RANK	NFL LEADER	NO.
Points Per Game		19.6	11	18	St. Louis	32.9
Total Yards Per Game		330.2	7	14	St. Louis	400.8
Yards Per Play		5.0	7t	14t	St. Louis	6.5
Rushing Yards Per Game		116.5	8	12	Jacksonville	130.7
Net Passing Yards Per Game		213.7	7	15	St. Louis	272.1
DEFENSE		NO.	AFC RANK	NFL RANK	NFL LEADER	NO.
Points Per Game		19.9	8	11	Jacksonville	13.6
Total Yards Per Game		297.1	5	7	Buffalo	252.3
Yards Per Play		4.9	7t	9t	Baltimore	4.1
Rushing Yards Per Game		108.6	12	19	St. Louis	74.3
Net Passing Yards Per Game		213.7	7	8	Buffalo	167.2

1999 KEY AWARDS

Pro Bowl (3): C Tom Nalen, DT Trevor Pryce, RB Detron Smith (special teams). **AP All-Pro (2):** DT Trevor Pryce (first team), C Tom Nalen (second team).

1999 NFL STANDINGS

AFC EAST

Team	W	L	T	Pct	PF	PA
yz-Indianapolis	13	3	0	.813	423	333
x-Buffalo	11	5	0	.688	320	229
x-Miami	9	7	0	.563	326	336
New England	8	8	0	.500	299	284
New York Jets	8	8	0	.500	308	309

AFC CENTRAL

Team	W	L	T	Pct	PF	PA
*yz-Jacksonville	14	2	0	.875	396	217
x-Tennessee	13	3	0	.813	392	324
Baltimore	8	8	0	.500	324	277
Pittsburgh	6	10	0	.375	317	320
Cincinnati	4	12	0	.250	283	460
Cleveland	2	14	0	.125	217	437

AFC WEST

Team	W	L	T	Pct	PF	PA
y-Seattle	9	7	0	.563	338	298
Kansas City	9	7	0	.563	390	322
San Diego	8	8	0	.500	269	316
Oakland	8	8	0	.500	390	329
Denver	6	10	0	.375	314	318

NFC EAST

Team	W	L	T	Pct	PF	PA
y-Washington	10	6	0	.625	443	377
x-Dallas	8	8	0	.500	352	276
New York Giants	7	9	0	.438	299	358
Arizona	6	10	0	.375	245	382
Philadelphia	5	11	0	.313	272	357

NFC CENTRAL

Team	W	L	T	Pct	PF	PA
yz-Tampa Bay	11	5	0	.688	270	235
x-Minnesota	10	6	0	.625	399	335
x-Detroit	8	8	0	.500	322	323
Green Bay	8	8	0	.500	357	341
Chicago	6	10	0	.375	272	341

NFC WEST

Team	W	L	T	Pct	PF	PA
*yz-St. Louis	13	3	0	.813	526	242
Carolina	8	8	0	.500	421	381
Atlanta	5	11	0	.313	285	380
San Francisco	4	12	0	.250	295	453
New Orleans	3	13	0	.188	260	434

x - Playoffs; y - Division Title; z - First-round Bye; * - Home-field Advantage

WILD CARD PLAYOFF GAMES

1/8 - at Tennessee 22, Buffalo 16
1/8 - at Washington 27, Detroit 13
1/9 - Miami 20, at Seattle 17
1/9 - at Minnesota 27, Dallas 10

DIVISIONAL PLAYOFF GAMES

1/15 - at Jacksonville 62, Miami 7
1/15 - at Tampa Bay 14, Washington 13
1/16 - Tennessee 19, at Indianapolis 16
1/16 - at St. Louis 49, Minnesota 37

CONFERENCE CHAMPIONSHIPS

1/23 - Tennessee 33, at Jacksonville 14
1/23 - at St. Louis 11, Tampa Bay 6

SUPER BOWL XXXIV (ATLANTA)

1/30 - St. Louis 23, Tennessee 16

1998 FINAL STATISTICS (14-2)

Head Coach: Mike Shanahan AFC West: 1st Home Stadium: Mile High Stadium

Date	W-L	Score	Opponent	Attendance	RUSHING	No.	Yds.	Avg.	Long	TD
Sept 7	W	27-21	New England	74,745	Davis	392	2008	5.1	70	21
Sept 13	W	42-23	Dallas	75,013	Loville	53	161	3.0	12	2
Sept 20	W	34-17	at Oakland	56,578	Brister	19	102	5.4	38t	1
Sept 27	W	38-16	at Washington	71,880	Elway	37	94	2.5	16	1
Oct 4	W	41-16	Philadelphia	73,218	R. Smith	6	63	10.5	37	0
Oct 11	W	21-16	at Seattle	66,258	Hebron	9	31	3.4	8	1
Oct 25	W	37-24	Jacksonville	75,217	Griffith	4	13	3.3	16	0
Nov 1	W	33-26	at Cincinnati	59,974	Rouen	1	0	0.0	0	0
Nov 8	W	27-10	San Diego	74,925	Griese	4	-4	-1.0	0	0
Nov 16	W	30-7	at Kansas City	78,100	BRONCOS	525	2468	4.7	70	26
Nov 22	W	40-14	Oakland	75,325	OPPONENTS	356	1287	3.6	45	8
Nov 29	W	31-16	at San Diego	66,532	RECEIVING	No.	Yds.	Avg.	Long	TD
Dec 6	W	35-31	Kansas City	74,962	R. Smith	86	1222	14.2	58	6
Dec 13	L	16-20	at New York Giants	72,336	McCaffrey	64	1053	16.5	48	10
Dec 21	L	21-31	at Miami	74,363	Sharpe	64	768	12.0	38t	10
Dec 27	W	28-21	Seattle	74,057	Davis	25	217	8.7	35	2

TEAM STATISTICS

TOTAL FIRST DOWNS

	Den	Opp
Rushing	135	80
Passing	186	183
Penalty	26	20

3RD DOWN: MADE/ATT

3rd Down Pct.	43.5	39.1
---------------	------	------

4TH DOWN: MADE/ATT

4th Down Pct.	40.0	52.6
---------------	------	------

POSSESSION AVG.

Total Plays	1041	999
-------------	------	-----

TOTAL NET YARDS

Avg. Per Game	380.8	308.4
---------------	-------	-------

NET YARDS RUSHING

Avg. Per Game	154.3	80.4
---------------	-------	------

NET YARDS PASSING

Avg. Per Game	226.5	228.0
---------------	-------	-------

SACKED/YARDS LOST

Gross Yards	3808	3983
-------------	------	------

ATT./COMPLETIONS

Completion Pct.	59.1	57.9
-----------------	------	------

HAD INTERCEPTED

PUNTS/AVERAGE	67/46.2	88/42.4
---------------	---------	---------

NET PUNTING AVG.

PENALTIES/YARDS	115/1023	113/865
-----------------	----------	---------

FUMBLES/BALL LOST

TOUCHDOWNS	62	38
------------	----	----

RUSHING

Passing	32	28
---------	----	----

RETURNS

	4	2
--	---	---

SCORE BY PERIODS

	1	2	3	4	OT	PTS
--	---	---	---	---	----	-----

BRONCOS

OPPONENTS	54	87	58	110	0	309
-----------	----	----	----	-----	---	-----

SCORING

	TD	Ru	Pa	Ret	PAT	FG	S	PTS
--	----	----	----	-----	-----	----	---	-----

Davis

Elam	0	0	0	0	58/58	23/27	0	138
------	---	---	---	---	-------	-------	---	-----

McCaffrey

Sharpe	10	0	10	0			0	62
--------	----	---	----	---	--	--	---	----

R. Smith

Griffith	7	0	6	1			0	42
----------	---	---	---	---	--	--	---	----

Hebron

Loville	3	0	3	0			0	18
---------	---	---	---	---	--	--	---	----

Brister

Hebron	2	1	0	1			0	12
--------	---	---	---	---	--	--	---	----

Loville

Brister	2	2	0	0			0	12
---------	---	---	---	---	--	--	---	----

Crockett

Elway	1	1	0	0			0	6
-------	---	---	---	---	--	--	---	---

Gordon

Gordon	1	0	0	1			0	6
--------	---	---	---	---	--	--	---	---

Green

Rouen	1	0	1	0			0	6
-------	---	---	---	---	--	--	---	---

BRONCOS

OPPONENTS	62	26	32	4	58/59	23/27	0	501
-----------	----	----	----	---	-------	-------	---	-----

2-PT. CONVERSIONS: McCaffrey, BRONCOS 1-3, OPPONENTS 2-7

SACKS: Pryce 8.5, Tanuvasa 8.5, Romanowski 7.5, Cadrez 4.0, N. Smith 4.0, Hasselbach 3.0, Williams 3.0, Lodish 2.0, Traylor 2.0, Washington 2.0, Johnson 1.0, Mobley 1.0, Crockett 0.5, BRONCOS 47.0, OPPONENTS 25.0

PASSING

	Att.	Comp.	Yds.	Comp.%	Yds/Att.	TD	TD%	Int	Int%	Long	Sack/Lost	Rating
--	------	-------	------	--------	----------	----	-----	-----	------	------	-----------	--------

Elway

Brister	356	210	2806	59.0	7.88	22	6.2	10	2.8	58	18/135	93.0
---------	-----	-----	------	------	------	----	-----	----	-----	----	--------	------

Griese

R. Smith	131	78	986	59.5	7.53	10	7.6	3	2.3	48	7/49	99.0
----------	-----	----	-----	------	------	----	-----	---	-----	----	------	------

BRONCOS

OPPONENTS	3	1	2	33.3	0.67	0	0.0	1	33.3	2	0/0	2.8
-----------	---	---	---	------	------	---	-----	---	------	---	-----	-----

RECEIVING

	No.	Yds.	Avg.	Long	TD
--	-----	------	------	------	----

R. Smith

McCaffrey	86	1222	14.2	58	6
-----------	----	------	------	----	---

McCaffrey

Sharpe	64	1053	16.5	48	10
--------	----	------	------	----	----

Davis

Green	64	768	12.0	38t	10
-------	----	-----	------	-----	----

Griffith

Nash	25	217	8.7	35	2
------	----	-----	-----	----	---

Nash

Carswell	16	194	12.1	50	1
----------	----	-----	------	----	---

Chamberlain

D. Smith	15	97	6.5	15	3
----------	----	----	-----	----	---

D. Smith

Loville	4	76	19.0	31	0
---------	---	----	------	----	---

Loville

Hebron	4	51	12.8	15	0
--------	---	----	------	----	---

Armour

Elway	3	35	11.7	16	0
-------	---	----	------	----	---

BRONCOS

OPPONENTS	3	24	8.0	16	0
-----------	---	----	-----	----	---

INTERCEPTIONS

	No.	Yds.	Avg.	Long	TD
--	-----	------	------	------	----

Gordon

Crockett	4	125	31.3	55t	1
----------	---	-----	------	-----	---

Johnson

Romanowski	3	105	35.0	80t	1
------------	---	-----	------	-----	---

Cadrez

Braxton	2	79	39.5	45	0
---------	---	----	------	----	---

Braxton

Coghill	2	22	11.0	18	0
---------	---	----	------	----	---

Atwater

N. Smith	2	11	5.5	6	0
----------	---	----	-----	---	---

Pryce

Mobley	1	72	72.0	72	0
--------	---	----	------	----	---

BRONCOS

OPPONENTS	1	20	20.0	20	0
-----------	---	----	------	----	---

PUNTING

	No.	Yds.	Avg.	Net	TB	In20	Long	B
--	-----	------	------	-----	----	------	------	---

Rouen

BRONCOS	66	3097	46.9	37.6	10	14	76	1
---------	----	------	------	------	----	----	----	---

BRONCOS

OPPONENTS	67	3097	46.2	37.6	10	14	76	1
-----------	----	------	------	------	----	----	----	---

PUNT RETURNS

	No.	FC	Yds.	Avg.	Long	TD
--	-----	----	------	------	------	----

Gordon

Coghill	34	6	379	11.1	44	0
---------	----	---	-----	------	----	---

Coghill

Paul	3	2	20	6.7	8	0
------	---	---	----	-----	---	---

BRONCOS

OPPONENTS	1	0	0	0.0	0	0
-----------	---	---	---	-----	---	---

KICKOFF RETURNS

	No.	Yds.	Avg.	Long	TD
--	-----	------	------	------	----

Hebron

Loville	46	1216	26.4	95t	1
---------	----	------	------	-----	---

Loville

D. Smith	6	105	17.5	25	0
----------	---	-----	------	----	---

Burns

Tanuvasa	3	51	17.0	21	0
----------	---	----	------	----	---

BRONCOS

OPPONENTS	2	17	8.5	17	0
-----------	---	----	-----	----	---

FIELD GOALS

	1-19	20-29	30-39	40-49	50+
--	------	-------	-------	-------	-----

Elam

BRONCOS	0/0	3/3	13/14	4/6	3/4
---------	-----	-----	-------	-----	-----

BRONCOS

OPPONENTS	0/0	3/3	13/14	4/6	3/4
-----------	-----	-----	-------	-----	-----

ELAM: (53G,42G)() (35G,35G)(37G)() (31G,63G,32G)(33G,37G) (31G,26G)(42G,46G,35G)(33G,23G)(34G)(37B)(24G,38G,30G)(5 2G,44G,43N)(42N,55N)

OPPONENTS: (39N,37B)(30G,54G,26G)(44G)(44N,37G)() (23G) (45G,51N)(25G,23G,52N)() (27G) (20G)(36G,19G)(28N,42G)()

1998 DEFENSIVE STATS

(based on coaches' film review)

	TT	UT	A	S-YDS	I-YDS	PD	FF	FR
1 Mobley	132	105	27	1-7	1--2	13	2	1
2 Cadrez	105	76	29	4-20	2-11	2	3	0
3 Romanowski	95	71	24	7.5-56.5	2-22	9	3	3
4 Atwater	85	55	30	0-0	1-4	7	0	0
5 Gordon	74	61	13	0-0	4-125	12	0	1
6 Crockett	68	61	7	0.5-2.5	3-105	15	1	0
7 Pryce	59	48	11	8.5-56.5	1-1	0	0	0
8 Braxton	57	43	14	0-0	1-72	6	1	0
9 Tanuvasa	53	47	6	8.5-66.5	0-0	0	1	2
10 Traylor	49	40	9	2-8	0-0	2	0	1
11 E. Brown	43	29	14	0-0	0-0	3	0	1
12 Johnson	39	35	4	1-11	2-79	9	0	0
13 N. Smith	38	25	13	4-38	1-2	2	1	0
14 Washington	33	27	6	2-8	0-0	0	0	0
15 Hasselbach	27	24	3	3-26	0-0	0	0	0
16 Williams	19	11	8	3-24	0-0	2	0	0
17 Lodish	14	7	7	2-11	0-0	0	0	0
18 James	12	10	2	0-0	0-0	2	0	0
Coghill	12	9	3	0-0	1-20	1	0	0
20 Joyner	9	6	3	0-0	0-0	0	0	0
21 Burns	8	6	2	0-0	0-0	1	0	0
22 Paul	5	5	0	0-0	0-0	2	0	0
TEAM	1,036	801	235	47-335	19-439	88	12	9

1998 GAMES STARTED

OFFENSE	DEFENSE
QB Brister, Bubby	4 DE Hasselbach, Harald
QB Elway, John	12 DE Smith, Neil
RB Davis, Terrell	16 DE Tanuvasa, Maa
FB Griffith, Howard	14 DT Lodish, Mike
FB Smith, Detron	2 DT Pryce, Trevor
WR Green, Willie	1 DT Traylor, Keith
WR McCaffrey, Ed	15 LB Cadrez, Glenn
WR Smith, Rod	16 LB Joyner, Seth
TE Carswell, Dwayne	1 LB Mobley, John
TE Sharpe, Shannon	16 LB Romanowski, Bill
C Nalen, Tom	16 CB Crockett, Ray
T Jones, Tony	16 CB Gordon, Darrien
T Swayne, Harry	16 CB Johnson, Darrius
G Neil, Dan	16 S Atwater, Steve
G Schlereth, Mark	16 S Braxton, Tyrone
	S Brown, Eric

1998 COACHES

Mike Shanahan (Head Coach), **Frank Bush** (Linebackers), **Barney Chavous** (Asst. Offensive Line/Asst. Strength & Conditioning), **Rick Dennison** (Special Teams), **Ed Donatelli** (Defensive Backs), **George Dyer** (Defensive Line), **Alex Gibbs** (Asst. Head Coach/Offensive Line), **Mike Heimerdinger** (Wide Receivers), **Gary Kubiak** (Offensive Coordinator/QBs), **Pat McPherson** (Defensive Asst.), **Brian Pariani** (Tight Ends), **Ricky Porter** (Offensive Asst.), **Greg Robinson** (Defensive Coordinator), **Greg Saporta** (Asst. Strength & Conditioning), **Rick Smith** (Defensive Asst.), **John Teerlinck** (Pass Rush Specialist), **Bobby Turner** (Running Backs), **Rich Tuten** (Strength & Conditioning).

1998 LEADERS / RANKINGS

INDIVIDUAL	PLAYER	NO.	AFC RANK	NFL RANK	NFL LEADER	NO.
Points	Davis	138	2	3	Anderson (MIN)	164
Rushing Yards	Davis	2,008	1	1	Davis (DEN)	2,008
Passing Yards	Elway	2,806	6	12	Favre (GB)	4,212
Passer Rating	Brister	99.0	2	5	Cunningham (MIN)	106.0
Receiving	R. Smith	1,222	2	4	Freeman (GB)	1,424
Receptions	R. Smith	86	2	3	Sanders (ARI)	89
Interceptions	Gordon	4	14t	24t	Law (NE)	9
Sacks	Pryce/Tanuvasa	8.5	10t	27t	Sinclair (SEA)	16.5
OFFENSE		NO.	AFC RANK	NFL RANK	NFL LEADER	NO.
Points Per Game		31.3	1	2	Minnesota	34.8
Total Yards Per Game		380.8	1	3	San Francisco	425.0
Yards Per Play		5.9	1	3	Min./S.F.	6.2
Rushing Yards Per Game		154.3	1	2	San Francisco	159.0
Net Passing Yards Per Game		226.5	4	7	Minnesota	270.5
DEFENSE		NO.	AFC RANK	NFL RANK	NFL LEADER	NO.
Points Per Game		19.3	4	8t	Miami	16.6
Total Yards Per Game		308.4	7	11	San Diego	263.0
Yards Per Play		4.9	6t	9t	San Diego	4.3
Rushing Yards Per Game		80.4	2	3	San Diego	71.3
Net Passing Yards Per Game		228.0	14	26	Philadelphia	170.0

1998 KEY AWARDS

Pro Bowl (10): S Steve Atwater, RB Terrell Davis, K Jason Elam, QB John Elway, T Tony Jones, WR Ed McCaffrey, C Tom Nalen, LB Bill Romanowski, G Mark Schlereth, TE Shannon Sharpe. **AP All-Pro (4):** RB Terrell Davis (first team), K Jason Elam (second team), WR Ed McCaffrey (second team), TE Shannon Sharpe (first team). **AP NFL MVP:** RB Terrell Davis. **AP NFL Offensive Player of the Year:** RB Terrell Davis. **Super Bowl XXXIII MVP:** QB John Elway.

1998 NFL STANDINGS

AFC EAST

Team	W	L	T	Pct	PF	PA
yz-New York Jets	12	4	0	.750	416	266
x-Miami	10	6	0	.625	321	265
x-Buffalo	10	6	0	.625	400	333
x-New England	9	7	0	.563	337	329
Indianapolis	3	13	0	.188	310	444

AFC CENTRAL

Team	W	L	T	Pct	PF	PA
y-Jacksonville	11	5	0	.688	392	338
Tennessee	8	8	0	.500	330	320
Pittsburgh	7	9	0	.438	263	303
Baltimore	6	10	0	.375	269	335
Cincinnati	3	13	0	.188	268	452

AFC WEST

Team	W	L	T	Pct	PF	PA
*yz-Denver	14	2	0	.875	501	309
Oakland	8	8	0	.500	288	356
Seattle	8	8	0	.500	372	310
Kansas City	7	9	0	.438	327	363
San Diego	5	11	0	.313	241	342

NFC EAST

Team	W	L	T	Pct	PF	PA
y-Dallas	10	6	0	.625	381	275
x-Arizona	9	7	0	.563	325	378
New York Giants	8	8	0	.500	287	309
Washington	6	10	0	.375	319	421
Philadelphia	3	13	0	.188	161	344

NFC CENTRAL

Team	W	L	T	Pct	PF	PA
*yz-Minnesota	15	1	0	.938	556	296
x-Green Bay	11	5	0	.688	408	319
Tampa Bay	8	8	0	.500	314	295
Detroit	5	11	0	.313	306	378
Chicago	4	12	0	.250	276	368

NFC WEST

Team	W	L	T	Pct	PF	PA
yz-Atlanta	14	2	0	.875	442	289
x-San Francisco	12	4	0	.750	479	328
New Orleans	6	10	0	.375	305	359
St. Louis	4	12	0	.250	285	378
Carolina	4	12	0	.250	336	413

x - Playoffs; y - Division Title; z - First-round Bye; * - Home-field Advantage

WILD CARD PLAYOFF GAMES

1/2 - at Miami 24, Buffalo 17
 1/2 - Arizona 20, at Dallas 7
 1/3 - at Jacksonville 25, New England 10
 1/3 - at San Francisco 30, Green Bay 27

DIVISIONAL PLAYOFF GAMES

1/9 - at Denver 38, Miami 3
 1/9 - at Atlanta 20, San Francisco 18
 1/10 - at New York Jets 34, Jacksonville 24
 1/10 - at Minnesota 41, Arizona 21

CONFERENCE CHAMPIONSHIPS

1/17 - at Denver 23, New York Jets 10
 1/17 - Atlanta 30, at Minnesota 27 (OT)

SUPER BOWL XXXIII (MIAMI)

1/31 - Denver 34, Atlanta 19

1997 FINAL STATISTICS (12-4)

Head Coach: Mike Shanahan AFC West: 2nd Home Stadium: Mile High Stadium

Date	W-L	Score	Opponent	Attendance	RUSHING	No.	Yds.	Avg.	Long	TD
Aug 31	W	19-3	Kansas City	75,600	Davis	369	1750	4.7	50t	15
Sept 7	W	35-14	at Seattle	55,859	Hebron	49	222	4.5	46	1
Sept 14	W	35-14	St. Louis	74,338	Elway	50	218	4.4	23	1
Sept 21	W	38-20	Cincinnati	73,871	Loville	25	124	5.0	17	1
Sept 28	W	29-21	at Atlanta	48,211	Griffith	9	34	3.8	9	0
Oct 6	W	34-13	New England	75,821	R. Smith	5	16	3.2	21	0
Oct 19	L	25-28	at Oakland	57,006	D. Smith	4	10	2.5	11	0
Oct 26	W	23-20	at Buffalo (OT)	78,458	Brister	4	2	0.5	2	0
Nov 2	W	30-27	Seattle	74,212	Lewis	5	2	0.4	5	0
Nov 9	W	34-0	Carolina	71,408	BRONCOS	520	2378	4.6	50t	18
Nov 16	L	22-24	at Kansas City	77,963	OPPONENTS	381	1803	4.7	83t	10
Nov 24	W	31-3	Oakland	75,307	RECEIVING	No.	Yds.	Avg.	Long	TD
Nov 30	W	38-28	at San Diego	54,245	Sharpe	72	1107	15.4	68t	3
Dec 7	L	24-35	at Pittsburgh	59,739	R. Smith	70	1180	16.9	78	12
Dec 15	L	17-34	at San Francisco	68,461	McCaffrey	45	590	13.1	35	8
Dec 21	W	38-3	San Diego	69,632	Davis	42	287	6.8	25	0

TEAM STATISTICS

	Den	Opp
TOTAL FIRST DOWNS	340	258
Rushing	138	83
Passing	172	145
Penalty	30	30
3RD DOWN: MADE/ATT	92/217	65/207
3rd Down Pct.	42.4	31.4
4TH DOWN: MADE/ATT	7/16	8/19
4th Down Pct.	43.8	42.1
POSSESSION AVG.	32:07	27:53
TOTAL NET YARDS	5872	4671
Avg. Per Game	367.0	291.9
Total Plays	1068	951
Avg. Per Play	5.5	4.9
NET YARDS RUSHING	2378	1803
Avg. Per Game	148.6	112.7
Total Rushes	520	381
NET YARDS PASSING	3494	2868
Avg. Per Game	218.4	179.3
Sacked/Yards Lost	35/210	44/298
Gross Yards	3704	3166
Att./Completions	513/287	526/290
Completion Pct.	55.9	55.1
Had Intercepted	11	18
PUNTS/AVERAGE	60/43.3	94/43.5
NET PUNTING AVG.	60/38.1	94/35.7
PENALTIES/YDS.	116/1006	130/1118
FUMBLES/LOST	25/10	27/13
TOUCHDOWNS	55	35
Rushing	18	10
Passing	27	20
Returns	10	5

SCORE BY PERIODS

	1	2	3	4	OT	Total
BRONCOS	107	140	137	85	3	472
OPPONENTS	34	100	68	85	0	287

SCORING

	TD	Ru	Pa	Ret	PAT	FG	S	PTS
Elam	0	0	0	0	46/46	26/36	0	124
Davis	15	15	0	0			0	96
R. Smith	12	0	12	0			0	72
McCaffrey	8	0	8	0			0	48
Gordon	4	0	0	4			0	24
Sharpe	3	0	3	0			0	20
Green	2	0	2	0			0	12
Bentley TM	0	0	0	0	4/4	2/3	0	10
Atwater	1	0	0	1			0	6
Braxton	1	0	0	1			0	6
Carswell	1	0	1	0			0	6
Elway	1	1	0	0			0	6
Hebron	1	1	0	0			0	6
Johnson	1	0	0	1			0	6
Loville	1	1	0	0			0	6
Mobley	1	0	0	1			0	6
D. Smith	1	0	1	0			0	6
Traylor	1	0	0	1			0	6
Williams	1	0	0	1			0	6
BRONCOS	55	18	27	10	50/50	28/39	0	472
OPPONENTS	35	10	20	5	35/35	14/19	0	287

2-PT. CONVERSIONS: Davis 3, Sharpe, **BRONCOS 4-5, OPPONENTS 0-0**

SACKS: N. Smith 8.5, Tanuvasa 8.5, Williams 8.5, Mobley 4.0, Gordon 2.0, Pryce 2.0, Romanowski 2.0, Traylor 2.0, Hasselbach 1.5, Atwater 1.0, Lodish 1.0, McKyer 1.0, Braxton 0.5, Richie 0.5, **BRONCOS 44.0, OPPONENTS 35.0**

PASSING

	Att.	Comp.	Yds.	Comp.%	Yds/Att.	TD	TD%	Int	Int%	LG	Sack/Lost	Rating
Elway	502	280	3635	55.8	7.24	27	5.4	11	2.2	78	34/203	87.5
Brister	9	6	48	66.7	5.33	0	0.0	0	0.0	15	0/0	79.9
Lewis	2	1	21	50.0	10.50	0	0.0	0	0.0	21	1/7	87.5
BRONCOS	513	287	3704	55.9	7.22	27	5.3	11	2.1	78	35/210	87.4
OPPONENTS	526	290	3166	55.1	6.02	20	3.8	18	3.4	69t	44/298	71.5

RECEIVING

	No.	Yds.	Avg.	Long	TD
Sharpe	72	1107	15.4	68t	3
R. Smith	70	1180	16.9	78	12
McCaffrey	45	590	13.1	35	8
Davis	42	287	6.8	25	0
Green	19	240	12.6	31	2
Carswell	12	96	8.0	24t	1
Griffith	11	55	5.0	20	0
D. Smith	4	41	10.3	17t	1
Hebron	3	36	12.0	21	0
Jeffers	3	24	8.0	10	0
Chamberlain	2	18	9.0	9	0
Loville	2	10	5.0	7	0
Lynn	1	21	21.0	21	0
Nalen	1	-1	-1.0	-1	0
BRONCOS	287	3704	12.9	78	27
OPPONENTS	290	3166	10.9	69t	20

INTERCEPTIONS

	No.	Yds.	Avg.	Long	TD
Braxton	4	113	28.3	43	1
Gordon	4	64	16.0	32t	1
Crockett	4	18	4.5	10	0
Atwater	2	42	21.0	22t	1
Traylor	1	62	62.0	62t	1
Mobley	1	13	13.0	13t	1
Romanowski	1	7	7.0	7	0
McKyer	1	0	0.0	0	0
BRONCOS	18	319	17.7	62t	5
OPPONENTS	11	193	17.5	55t	1

PUNTING

	No.	Yds.	Avg.	Net	TB	In20	Long	B
Rouen	60	2598	43.3	38.1	4	22	57	0
BRONCOS	60	2598	43.3	38.1	4	22	57	0
OPPONENTS	94	4091	43.5	35.7	9	16	73	0

PUNT RETURNS

	No.	FC	Yds.	Avg.	Long	TD
Gordon	40	22	543	13.6	94t	3
R. Smith	1	0	12	12.0	12	0
BRONCOS	41	22	555	13.5	94t	3
OPPONENTS	26	17	235	9.0	83t	1

KICKOFF RETURNS

	No.	Yds.	Avg.	Long	TD
Hebron	43	1009	23.5	46	0
Loville	5	136	27.2	61	0
Burns	4	45	11.3	18	0
Chamberlain	1	13	13.0	13	0
D. Smith	1	0	0.0	0	0
BRONCOS	54	1203	22.3	61	0
OPPONENTS	89	1827	20.5	77	0

FIELD GOALS

	1-19	20-29	30-39	40-49	50+
Elam	0/0	10/11	10/12	3/8	3/5
Bentley TM	0/0	1/1	1/1	0/1	0/0
BRONCOS	0/0	11/12	11/13	3/9	3/5
OPPONENTS	0/0	4/4	3/5	4/4	3/6

ELAM: (35G,36G,25G,53G)(38G,51G)(43B)(25G)(1)(40N,44G,43N)(38N,23G,22G,33G)(23G,48G,22G)(42N,25G,50G)(21G,38G,59N,38G,28G,34G)(36G)(35B,32G)(35G,53N)(49G,44N,29N)(25G)
BRONCOS: (35G,36G,25G,53G)(38G,51G)(43B)(25G)(1)(21G,48N,33G)(40N,44G,43N)(38N,23G,22G,33G)(23G,48G,22G)(42N,25G,50G)(21G,38G,59N,38G,28G,34G)(36G)(35B,32G)(35G,53N)(49G,44N,29N)(25G)
OPPONENTS: (20G)(1)(37N)(56N,38G,43G)(52N)(26G,49G)(1)(30G,55G)(52G,41G)(1)(54G)(41G)(1)(51N)(35N,32G,20G)(26G)

1997 DEFENSIVE STATS

(based on coaches' film review)

	TT	UT	A	S-YDS	I-YDS	PD	FF	FR
1 Mobley	162	113	49	4-23	1-13	8	3	1
2 Romanowski	117	77	40	2-18	1-7	2	2	0
3 Braxton	90	74	16	0.5-0.5	4-113	9	1	3
4 Crockett	83	69	14	0-0	4-18	21	1	0
Atwater	83	61	22	1-18	2-42	8	0	2
6 Aldridge	80	55	25	0-0	0-0	6	1	0
7 Gordon	62	50	12	2-2	4-64	11	1	1
8 Traylor	51	39	12	2-20	1-62	2	0	0
9 Williams	48	39	9	8.5-74	0-0	1	1	1
10 N. Smith	46	38	8	8.5-39.5	0-0	4	1	0
11 Pryce	28	20	8	2-9.5	0-0	0	0	0
12 Hasselbach	23	19	4	1.5-14.5	0-0	1	0	0
13 Tanuvasa	21	20	1	8.5-44.5	0-0	0	0	0
14 Johnson	17	17	0	0-0	0-0	7	0	0
McKyer	17	12	5	1-13	1-0	5	1	0
16 Lodish	14	9	5	1-7.5	0-0	0	0	1
17 Perry	11	9	2	0-0	0-0	3	1	0
18 Cadrez	8	7	1	0-0	0-0	0	0	0
19 Dodge	7	6	1	0-0	0-0	0	0	0
20 Hilliard	5	2	3	0-0	0-0	2	0	0
21 Burns	3	2	1	0-0	0-0	0	0	0
22 E. Jones	1	1	0	0-0	0-0	0	0	0
Veland	1	1	0	0-0	0-0	1	0	0
Richie	1	0	1	0.5-2	0-0	0	0	0
TEAM	979	740	239	44-298	18-319	91	13	9

1997 GAMES STARTED

OFFENSE		DEFENSE	
QB Elway, John	16	DE Hasselbach, Harald	3
RB Davis, Terrell	15	DE Smith, Neil	13
RB Hebron, Vaughn	1	DE Williams, Alfred	16
FB Griffith, Howard	13	DT Perry, Michael Dean	8
WR Green, Willie	1	DT Pryce, Trevor	3
WR McCaffrey, Ed	15	DT Tanuvasa, Maa	5
WR Smith, Rod	16	DT Traylor, Keith	16
TE Carswell, Dwayne	3	LB Aldridge, Allen	15
TE Sharpe, Shannon	16	LB Mobley, John	16
C Nalen, Tom	16	LB Romanowski, Bill	16
T Brown, Jamie	2	CB Crockett, Ray	16
T Jones, Tony	16	CB Gordon, Darrien	16
T Zimmermann, Gary	14	CB McKyer, Tim	1
G Diaz-Infante, David	7	S Atwater, Steve	15
G Habib, Brian	14	S Braxton, Tyrone	16
G Schlereth, Mark	11	S Dodge, Dedrick	1

1997 COACHES

Mike Shanahan (Head Coach), **Frank Bush** (Linebackers), **Barney Chavous** (Asst. Offensive Line/Asst. Strength & Conditioning), **Rick Dennison** (Special Teams), **Ed Donatelli** (Defensive Backs), **George Dyer** (Defensive Line), **Alex Gibbs** (Asst. Head Coach/Offensive Line), **Mike Heimerdinger** (Wide Receivers), **Gary Kubiak** (Offensive Coordinator/Quarterbacks), **Brian Pariani** (Tight Ends), **Ricky Porter** (Offensive Asst.), **Greg Robinson** (Defensive Coordinator), **Greg Saporita** (Asst. Strength & Conditioning), **Rick Smith** (Defensive Asst.), **John Teerlinck** (Pass Rush Specialist), **Bobby Turner** (Running Backs), **Rich Tuten** (Strength & Conditioning).

1997 LEADERS / RANKINGS

INDIVIDUAL	PLAYER	NO.	AFC RANK	NFL RANK	NFL LEADER	NO.
Points	Elam	124	2	4	Hollis (JAC)	134
Rushing Yards	Davis	1,750	1	2	Sanders (DET)	2,053
Passing Yards	Elway	3,635	4	5	Favre (GB)	3,867
Passer Rating	Elway	87.5	4	7	Young (SF)	104.7
Receiving Yards	R. Smith	1,180	4	8t	Moore (DET)	1,584
Receptions	Sharpe	72	7t	15t	Moore (DET)	104
Interceptions	Three Players	4	8t	23t	McNeil (STL)	9
Sacks	Three Players	8.5	10t	25t	Randall (MIN)	15.5
OFFENSE		NO.	AFC RANK	NFL RANK	NFL LEADER	NO.
Points Per Game		29.5	1	1	Denver	29.5
Total Yards Per Game		367.0	1	1	Denver	367.0
Yards Per Play		5.5	1t	3t	Detroit	5.6
Rushing Yards Per Game		148.6	3	4	Pittsburgh	154.9
Net Passing Yards Per Game		218.4	7	9	Seattle	247.4
DEFENSE		NO.	AFC RANK	NFL RANK	NFL LEADER	NO.
Points Per Game		17.9	2t	6t	Kansas City	14.5
Total Yards Per Game		291.9	1	5	San Francisco	250.8
Yards Per Play		4.9	4t	12t	San Francisco	4.2
Rushing Yards Per Game		112.7	10	16	Pittsburgh	82.4
Net Passing Yards Per Game		179.3	2	5	Dallas	157.6

1997 KEY AWARDS

Pro Bowl (5): RB Terrell Davis, QB John Elway, C Tom Nalen, TE Shannon Sharpe, DE Neil Smith. **AP All-Pro (3):** RB Terrell Davis (first team), LB John Mobley (first team), TE Shannon Sharpe (first team). **Super Bowl XXXII MVP:** RB Terrell Davis.

1997 NFL STANDINGS

AFC EAST

Team	W	L	T	Pct	PF	PA
y-New England	10	6	0	.625	369	289
x-Miami	9	7	0	.563	339	327
New York Jets	9	7	0	.563	348	287
Buffalo	6	10	0	.375	255	367
Indianapolis	3	13	0	.188	313	401

AFC CENTRAL

Team	W	L	T	Pct	PF	PA
yz-Pittsburgh	11	5	0	.688	372	307
x-Jacksonville	11	5	0	.688	394	318
Tennessee	8	8	0	.500	333	310
Cincinnati	7	9	0	.438	355	405
Baltimore	6	9	1	.406	326	345

AFC WEST

Team	W	L	T	Pct	PF	PA
*yz-Kansas City	13	3	0	.813	375	232
x-Denver	12	4	0	.750	472	287
Seattle	8	8	0	.500	365	362
Oakland	4	12	0	.250	324	419
San Diego	4	12	0	.250	266	425

NFC EAST

Team	W	L	T	Pct	PF	PA
y-New York Giants	10	5	1	.656	307	265
Washington	8	7	1	.531	327	289
Philadelphia	6	9	1	.406	317	372
Dallas	6	10	0	.375	304	314
Arizona	4	12	0	.250	283	379

NFC CENTRAL

Team	W	L	T	Pct	PF	PA
yz-Green Bay	13	3	0	.813	422	282
x-Tampa Bay	10	6	0	.625	299	263
x-Detroit	9	7	0	.563	379	306
x-Minnesota	9	7	0	.563	354	359
Chicago	4	12	0	.250	263	421

NFC WEST

Team	W	L	T	Pct	PF	PA
*yz-San Francisco	13	3	0	.813	375	265
Carolina	7	9	0	.438	265	314
Atlanta	7	9	0	.438	320	361
New Orleans	6	10	0	.375	237	327
St. Louis	5	11	0	.313	299	359

x - Playoffs; y - Division Title; z - First-round Bye; * - Home-field Advantage

WILD CARD PLAYOFF GAMES

12/27 - at Denver 42, Jacksonville 17

12/27 - Minnesota 23, at New York Giants 22

12/28 - at New England 17, Miami 3

12/28 - at Tampa Bay 20, Detroit 10

DIVISIONAL PLAYOFF GAMES

1/3 - at Pittsburgh 7, New England 6

1/3 - at San Francisco 38, Minnesota 22

1/4 - Denver 14, at Kansas City 10

1/4 - at Green Bay 21, Tampa Bay 7

CONFERENCE CHAMPIONSHIPS

1/11 - Denver 24, at Pittsburgh 21

1/11 - Green Bay 23, at San Francisco 10

SUPER BOWL XXXII (SAN DIEGO)

1/25 - Denver 31, Green Bay 24

1996 FINAL STATISTICS (13-3)

Head Coach: Mike Shanahan AFC West: 1st Home Stadium: Mile High Stadium

Date	W-L	Score	Opponent	Attendance	RUSHING	No.	Yds.	Avg.	Long	TD
Sept 1	W	31-6	New York Jets	70,595	Davis	345	1538	4.5	71t	13
Sept 8	W	30-20	at Seattle	43,671	Hebron	49	262	5.3	47	0
Sept 15	W	27-23	Tampa Bay	71,535	Elway	50	249	5.0	22	4
Sept 22	L	14-17	at Kansas City	79,439	Craver	59	232	3.9	28	2
Sept 29	W	14-10	at Cincinnati	51,798	Lewis	4	39	9.8	18	0
Oct 6	W	28-17	San Diego	75,058	Miller	3	39	13.0	26t	1
Oct 20	W	45-34	Baltimore	70,453	Rivers	2	6	3.0	3	0
Oct 27	W	34-7	Kansas City	75,652	R. Smith	1	1	1.0	1	0
Nov 4	W	22-21	at Oakland	61,179	Musgrave	12	-4	-0.3	6	0
Nov 10	W	17-12	Chicago	75,555	BRONCOS	525	2362	4.5	71t	20
Nov 17	W	34-8	at New England	59,452	OPPONENTS	345	1331	3.9	56	5
Nov 24	W	21-17	at Minnesota	59,142						
Dec 1	W	34-7	Seattle	74,982	RECEIVING	No.	Yds.	Avg.	Long	TD
Dec 8	L	6-41	at Green Bay	60,712	Sharpe	80	1062	13.3	51	10
Dec 15	W	24-19	Oakland	75,466	Miller	56	735	13.1	46	3
Dec 22	L	10-16	at San Diego	46,801	McCaffrey	48	553	11.5	39t	7

TEAM STATISTICS	Den	Opp
TOTAL FIRST DOWNS	336	261
Rushing	134	67
Passing	180	165
Penalty	22	29
3RD DOWN: MADE/ATT	112/229	78/217
3rd Down Pct.	48.9	35.9
4TH DOWN: MADE/ATT	6/11	7/16
4th Down Pct.	54.5	43.8
POSSESSION AVG.	33:17	26:43
TOTAL NET YARDS	5791	4470
Avg. Per Game	361.9	279.4
Total Plays	1092	951
Avg. Per Play	5.3	4.7
NET YARDS RUSHING	2362	1331
Avg. Per Game	147.6	83.2
Total Rushes	525	345
NET YARDS PASSING	3429	3139
Avg. Per Game	214.3	196.2
Sacked/Yards Lost	31/233	40/274
Gross Yards	3662	3413
Att./Completions	536/327	566/302
Completion Pct.	61.0	53.4
Had Intercepted	17	23
PUNTS/AVERAGE	65/41.8	83/46.1
NET PUNTING AVG.	65/36.2	83/37.4
PENALTIES/YARDS	109/949	119/834
FUMBLES/BALL LOST	27/15	26/9
TOUCHDOWNS	47	31
Rushing	20	5
Passing	26	22
Returns	1	4

SCORE BY PERIODS	1	2	3	4	OT	Total
BRONCOS	131	132	65	63	0	391
OPPONENTS	52	77	78	68	0	275

SCORING	TD	Ru	Pa	Rt	PAT	FG	2pt	PTS
Elam	0	0	0	0	46/46	21/28	0	109
Davis	15	13	2	0			0	90
Sharpe	10	0	10	0			0	60
McCaffrey	7	0	7	0			0	42
Elway	4	4	0	0			0	24
Miller	4	1	3	0			0	24
Craver	3	2	1	0			0	18
R. Smith	2	0	2	0			0	12
Braxton	1	0	0	1			0	6
Sherrard	1	0	1	0			0	6
BRONCOS	47	20	26	1	46/46	21/28	0	391
OPPONENTS	31	5	22	4	25/25	20/23	2	275

2-PT. CONVERSIONS: BRONCOS 0-1, OPPONENTS 2-6

SACKS: A. Williams 13.0, Geathers 5.0, Tanuvasa 5.0, Crockett 4.0, Perry 3.5, Romanowski 3.0, Hasselbach 2.0, Lodish 1.5, Mobley 1.5, D. Williams 1.0, Robinson 0.5,
BRONCOS 40.0, OPPONENTS 31.0

PASSING	Att.	Comp.	Yds.	Comp.%	Yd./Att.	TD	TD%	Int	Int%	LG	Sack/Lost	Rating
Elway	466	287	3328	61.6	7.14	26	5.6	14	3.0	51	26/194	89.2
Musgrave	52	31	276	59.6	5.31	0	0.0	2	3.8	46	4/32	57.9
Lewis	17	9	58	52.9	3.41	0	0.0	1	5.9	11	1/7	35.9
Craver	1	0	0	0.0	0.00	0	0.0	0	0.0	0	0/0	39.6
BRONCOS	536	327	3662	61.0	6.83	26	4.9	17	3.2	51	31/233	84.3
OPPONENTS	566	302	3413	53.4	6.03	22	3.9	23	4.1	51t	40/274	67.7

RECEIVING	No.	Yds.	Avg.	Long	TD
Sharpe	80	1062	13.3	51	10
Miller	56	735	13.1	46	3
McCaffrey	48	553	11.5	39t	7
Craver	39	297	7.6	39t	1
Davis	36	310	8.6	23	2
R. Smith	16	237	14.8	49t	2
Sherrard	16	185	11.6	25t	1
Carswell	15	85	5.7	11	0
Chamberlain	12	129	10.8	17	0
Hebron	7	43	6.1	11	0
Kinchen	1	27	27.0	27	0
Rivers	1	-1	-1.0	-1	0
BRONCOS	327	3662	11.2	51	26
OPPONENTS	302	3413	11.3	51t	22

INTERCEPTIONS	No.	Yds.	Avg.	Long	TD
Braxton	9	128	14.2	69t	1
Atwater	3	11	3.7	11	0
Romanowski	3	1	0.3	1	0
Crockett	2	34	17.0	34	0
Washington	2	17	8.5	23	0
James	2	15	7.5	15	0
Hilliard	1	27	27.0	27	0
Mobley	1	8	8.0	8	0
BRONCOS	23	241	10.5	69t	1
OPPONENTS	17	171	10.1	34	0

PUNTING	No.	Yds.	Avg.	Net	TB	In20	Long	B
Rouen	65	2714	41.8	36.2	5	16	57	0
BRONCOS	65	2714	41.8	36.2	5	16	57	0
OPPONENTS	83	3825	46.1	37.4	7	18	67	0

PUNT RETURNS	No.	FC	Yds.	Avg.	Long	TD
Kinchen	26	4	300	11.5	40	0
R. Smith	23	15	283	12.3	36	0
BRONCOS	49	19	583	11.9	40	0
OPPONENTS	23	22	261	11.3	88t	1

KICKOFF RETURNS	No.	Yds.	Avg.	Long	TD
Hebron	45	1099	24.4	59	0
Chamberlain	3	49	16.3	21	0
Jeffers	1	18	18.0	18	0
R. Smith	1	29	29.0	29	0
BRONCOS	50	1195	23.9	59	0
OPPONENTS	76	1602	21.1	97t	1

FIELD GOALS	1-19	20-29	30-39	40-49	50+
Elam	2/2	8/8	4/5	6/10	1/3
OPPONENTS	0/0	8/8	7/8	4/5	1/2

ELAM: (28G) (18G, 28G, 33G) (45G, 20G) (52N, 34N) () (34G) (40G, 47N, 29G) (36G, 43G, 28G) (24G) (52N, 28G, 47G) (42N) (44G, 18G) (40G, 39G) (38G, 40N) (51G, 45N).
OPPONENTS: () (27G, 40G) (24G, 355G, 28G) (37G) (44G) (27G) (45G, 33G) (54N) (30N) (35G, 48G) (40N), (27G) () (33G, 22G) (28G, 35G) (50G, 21G, 22G).

1996 DEFENSIVE STATS

(based on coaches' film review)

	TT	UT	A	S-YDS	I-YDS	PD	FF	FR
1 Romanowski	128	94	34	3-15	3-1	12	0	3
2 Aldridge	121	74	47	0-0	0-0	6	1	0
3 Atwater	116	89	27	0-0	3-11	9	1	0
4 Braxton	102	78	24	0-0	9-128	19	3	1
5 Mobley	93	67	26	1.5-2	1-8	4	0	0
6 Crockett	68	56	12	4-29	2-34	15	3	0
7 A. Williams	65	55	10	13-103	0-0	4	5	1
8 Washington	44	33	11	0-0	2-17	10	0	0
9 Perry	39	33	6	3.5-22	0-0	4	2	1
10 Hilliard	30	26	4	0-0	1-27	5	0	0
Lodish	30	19	11	1.5-8.5	0-0	0	0	0
12 Tanuvasa	24	15	9	5-39	0-0	1	0	1
13 James	22	17	5	0-0	2-15	7	1	1
D. Williams	22	14	8	1-3	0-0	0	0	1
15 Geathers	18	13	5	5-34	0-0	0	0	0
16 Hasselbach	17	14	3	2-16	0-0	2	2	0
17 Hauck	16	10	6	0-0	0-0	0	0	0
18 Cadrez	15	7	8	0-0	0-0	0	0	0
19 Johnson	9	8	1	0-0	0-0	2	1	0
20 Burns	5	2	3	0-0	0-0	0	0	0
21 R. Jones	3	2	1	0-0	0-0	1	0	0
E. Jones	3	2	1	0-0	0-0	0	0	0
23 Robinson	2	1	1	0.5-2.5	0-0	0	0	0
TOTALS	992	729	263	40-274	23-241	101	19	9

1996 GAMES STARTED

OFFENSE		DEFENSE	
QB Elway, John	15	DE Hasselbach, Harald	1
QB Musgrave, Bill	1	DE Williams, Alfred	16
RB Davis, Terrell	16	DE Williams, Dan	15
FB Craver, Aaron	15	DT Lodish, Mike	16
WR McCaffrey, Ed	15	DT Perry, Michael Dean	15
WR Miller, Anthony	16	DT Tanuvasa, Maa	1
WR Smith, Rod	1	LB Aldridge, Allen	16
TE Carswell, Dwayne	2	LB Mobley, John	16
TE Sharpe, Shannon	15	LB Romanowski, Bill	16
C Nalen, Tom	16	CB Crockett, Ray	15
T Brown, Jamie	2	CB Hilliard, Randy	3
T Thompson, Broderick	16	CB James, Tory	2
T Zimmerman, Gary	14	CB Washington, Lionel	12
G Diaz-Infante, David	2	S Atwater, Steve	16
G Habib, Brian	16	S Braxton, Tyrone	16
G Schlereth, Mark	14		

1996 COACHES

Mike Shanahan (Head Coach), **Frank Bush** (Linebackers), **Barney Chavous** (Asst. Offensive Line/Asst. Strength and Conditioning), **Rick Dennison** (Offensive Asst.), **Ed Donatelli** (Defensive Backs), **George Dyer** (Defensive Line), **Alex Gibbs** (Asst. Head Coach/Offensive Line), **Mike Heimerdinger** (Wide Receivers), **Gary Kubiak** (Offensive Coordinator/QBs), **Brian Pariani** (Tight Ends), **Greg Robinson** (Defensive Coordinator), **Greg Saporita** (Administrative Asst./Strength and Conditioning), **Richard Smith** (Special Teams), **Rick Smith** (Defensive Asst.), **Bobby Turner** (Running Backs), **Rich Tuten** (Strength and Conditioning).

1996 LEADERS / RANKINGS

INDIVIDUAL	PLAYER	NO.	AFC RANK	NFL RANK	NFL LEADER	NO.
Points	Elam	109	8	14	Kasay (CAR)	145
Rushing Yards	Davis	1,538	1	2	Sanders (DET)	1,553
Passing Yards	Elway	3,328	5	7	Brunell (JAC)	4,367
Passer Rating	Elway	89.2	1	4	Young (SF)	97.2
Receiving Yards	Sharpe	1,062	9	15	Bruce (STL)	1,338
Receptions	Sharpe	80	8t	16	Rice (SF)	108
Interceptions	Braxton	9	1	1t	Braxton (DEN)/Lyle (STL)	9
Sacks	A. Williams	13	3t	5t	Greene (CAR)	14.5
OFFENSE		NO.	AFC RANK	NFL RANK	NFL LEADER	NO.
Points Per Game		24.4	2	4	Green Bay	28.5
Total Yards Per Game		361.9	1	1	Denver	361.9
Yards Per Play		5.3	3	4t	Baltimore	5.6
Rushing Yards Per Game		147.6	1	1	Denver	147.6
Net Passing Yards Per Game		214.3	7	13	Baltimore	248.6
DEFENSE		NO.	AFC RANK	NFL RANK	NFL LEADER	NO.
Points Per Game		17.2	3	7	Green Bay	13.1
Total Yards Per Game		279.4	2	4	Green Bay	259.8
Yards Per Play		4.7	3t	6t	Green Bay	4.2
Rushing Yards Per Game		83.2	1	1	Denver	83.2
Net Passing Yards Per Game		196.2	4	10	Green Bay	171.3

1996 KEY AWARDS

Pro Bowl (9): S Steve Atwater, S Tyrone Braxton, RB Terrell Davis, QB John Elway, DE Michael Dean Perry, LB Bill Romanowski, TE Shannon Sharpe, DE Alfred Williams, T Gary Zimmerman. **AP All-Pro (6):** S Steve Atwater (second team), RB Terrell Davis (first team), QB John Elway (second team), TE Shannon Sharpe (first team), DE Alfred Williams (first team), T Gary Zimmerman (first team). **AP NFL Offensive Player of the Year:** RB Terrell Davis. **Sports Illustrated NFL MVP:** RB Terrell Davis. **K.C. 101 Club AFC Coach of the Year:** Mike Shanahan.

1996 NFL STANDINGS

AFC EAST

Team	W	L	T	Pct	PF	PA
yz-New England	11	5	0	.688	418	313
x-Buffalo	10	6	0	.625	319	266
x-Indianapolis	9	7	0	.563	317	334
Miami	8	8	0	.500	339	325
New York Jets	1	15	0	.063	279	454

AFC CENTRAL

Team	W	L	T	Pct	PF	PA
y-Pittsburgh	10	6	0	.625	344	257
x-Jacksonville	9	7	0	.563	325	335
Houston	8	8	0	.500	345	319
Cincinnati	8	8	0	.500	372	369
Baltimore	4	12	0	.250	371	441

AFC WEST

Team	W	L	T	Pct	PF	PA
*yz-Denver	13	3	0	.813	391	275
Kansas City	9	7	0	.563	297	300
San Diego	8	8	0	.500	310	376
Oakland	7	9	0	.438	340	293
Seattle	7	9	0	.438	317	376

NFC EAST

Team	W	L	T	Pct	PF	PA
y-Dallas	10	6	0	.625	286	250
x-Philadelphia	10	6	0	.625	363	341
Washington	9	7	0	.563	364	312
Arizona	7	9	0	.438	300	397
New York Giants	6	10	0	.375	242	297

NFC CENTRAL

Team	W	L	T	Pct	PF	PA
*yz-Green Bay	13	3	0	.813	456	210
x-Minnesota	9	7	0	.563	298	315
Chicago	7	9	0	.438	283	305
Tampa Bay	6	10	0	.375	221	293
Detroit	5	11	0	.313	302	368

NFC WEST

Team	W	L	T	Pct	PF	PA
yz-Carolina	12	4	0	.750	367	218
x-San Francisco	12	4	0	.750	398	257
St. Louis	6	10	0	.375	303	409
Atlanta	3	13	0	.188	309	461
New Orleans	3	13	0	.188	229	339

x - Playoffs; y - Division Title; z - First-round Bye; * - Home-field Advantage

WILD CARD PLAYOFF GAMES

12/28 - Jacksonville 30, at Buffalo 27
 12/28 - at Dallas 40, Minnesota 15
 12/29 - at Pittsburgh 42, Indianapolis 14
 12/29 - at San Francisco 14, Philadelphia 0

DIVISIONAL PLAYOFF GAMES

1/4 - Jacksonville 30, at Denver 27
 1/4 - at Green Bay 35, San Francisco 14
 1/5 - at New England 28, Pittsburgh 3
 1/5 - at Carolina 26, Dallas 17

CONFERENCE CHAMPIONSHIPS

1/12 - at New England 20, Jacksonville 6
 1/12 - at Green Bay 30, Carolina 13

SUPER BOWL XXXI (NEW ORLEANS)

1/26 - Green Bay 35, New England 21

1995 FINAL STATISTICS (8-8)

Head Coach: Mike Shanahan AFC West: 4th Home Stadium: Mile High Stadium

Date	W-L	Score	Opponent	Attendance	RUSHING	No.	Yds.	Avg.	Long	TD
Sept 3	W	22-7	Buffalo	75,157	Davis	237	1117	4.7	60t	7
Sept 10	L	21-31	at Dallas	64,578	Craver	73	333	4.6	23	5
Sept 17	W	38-31	Washington	71,930	Milburn	49	266	5.4	29	0
Sept 24	L	6-17	at San Diego	58,978	Elway	41	176	4.3	25	1
Oct 1	L	10-27	at Seattle	49,914	Bernstine	23	76	3.3	18	1
Oct 8	W	37-3	at New England	60,074	Pritchard	6	17	2.8	9	0
Oct 16	W	27-0	Oakland	75,491	Millen	3	8	2.7	7	0
Oct 22	L	7-21	Kansas City	71,044	Miller	1	5	5.0	5	0
Nov 5	W	38-6	Arizona	71,488	Rivers	2	2	1.0	1	0
Nov 12	L	13-31	at Philadelphia	60,842	McCaffrey	1	-1	-1.0	-1	0
Nov 19	W	30-27	San Diego	74,681	Musgrave	4	-4	-1.0	0	0
Nov 26	L	33-42	at Houston	36,113	BRONCOS	440	1995	4.5	60t	14
Dec 3	W	31-23	Jacksonville	72,231	OPPONENTS	451	1895	4.2	74t	19
Dec 10	L	27-31	Seattle	71,488						
Dec 17	L	17-20	at Kansas City	75,061	RECEIVING	No.	Yds.	Avg.	Long	TD
Dec 24	W	31-28	at Oakland	50,074	Sharpe	63	756	12.0	49	4

TEAM STATISTICS

TOTAL FIRST DOWNS

Rushing	114	114
Passing	205	186
Penalty	25	22

3RD DOWN: MADE/ATT

3rd Down Pct.	43.0	43.4
---------------	------	------

4TH DOWN: MADE/ATT

4th Down Pct.	44.4	47.6
---------------	------	------

POSSESSION AVG.

TOTAL NET YARDS	6040	5193
-----------------	------	------

Avg. Per Game

Total Plays	1060	1010
-------------	------	------

Avg. Per Play

NET YARDS RUSHING	1995	1895
-------------------	------	------

Avg. Per Game

Total Rushes	440	451
--------------	-----	-----

NET YARDS PASSING

Avg. Per Game	252.8	206.1
---------------	-------	-------

Sacked/Yards Lost

Gross Yards	4260	3518
-------------	------	------

Att./Completions

Completion Pct.	58.9	56.1
-----------------	------	------

Had Intercepted

PUNTS/AVERAGE	54/40.9	76/42.8
---------------	---------	---------

NET PUNTING AVG.

PENALTIES/YARDS	109/851	103/848
-----------------	---------	---------

FUMBLES/BALL LOST

TOUCHDOWNS	42	44
------------	----	----

Rushing

Passing	27	20
---------	----	----

Returns

1	2	3	4	OT	Total
---	---	---	---	----	-------

SCORE BY PERIODS

BRONCOS	96	137	64	91	0	388
---------	----	-----	----	----	---	-----

OPPONENTS

72	103	68	102	0	345
----	-----	----	-----	---	-----

SCORING

	TD	Ru	Pa	Rt	PAT	FG	S	PTS
Elam	0	0	0	0	39/39	31/38	0	132
Miller	14	0	14	0	0/0	0/0	0	84
Davis	8	7	1	0	0/0	0/0	0	48
Craver	6	5	1	0	0/0	0/0	0	36
Sharpe	4	0	4	0	0/0	0/0	0	24
Pritchard	3	0	3	0	0/0	0/0	0	18
McCaffrey	2	0	2	0	0/0	0/0	0	14
Elway	1	1	0	0	0/0	0/0	0	14
Bernstine	1	1	0	0	0/0	0/0	0	6
Evans	1	0	1	0	0/0	0/0	0	6
Smith	1	0	1	0	0/0	0/0	0	6
Crockett	1	0	0	1	0/0	0/0	0	6
BRONCOS	42	14	27	1	39/39	31/38	0	388
OPPONENTS	44	19	20	5	42/42	13/19	0	345

2-PT. CONVERSIONS: Elway, McCaffrey, **BRONCOS 2-3, OPPONENTS 0-2**

SACKS: Perry 6.0, Fletcher 5.0, Hasselbach 4.0, Crockett 3.0, Cadrez 2.0, Dronett 2.0, Williams 2.0, Aldridge 1.5, Burns 1.5, Jones 1.0, Robinson 1.0, Alexander 0.5, Wilson 0.5,
BRONCOS 30.0, OPPONENTS 26.0

PASSING

	Att.	Comp.	Yds.	Comp.%	Yd./Att.	TD	TD%	Int	Int%	LG	Sack/Lost	Rating
Elway	542	316	3970	58.3	7.32	26	4.8	14	2.6	62t	22/180	86.4
Millen	40	26	197	65.0	4.93	1	2.5	0	0.0	18	4/32	85.1
Musgrave	12	8	93	66.7	7.75	0	0.0	0	0.0	23	0/0	89.9
BRONCOS	594	350	4260	58.9	7.17	27	4.5	14	2.4	62t	26/215	86.4
OPPONENTS	529	297	3518	56.1	6.65	20	3.8	8	1.5	57	30/220	82.9

RECEIVING

	No.	Yds.	Avg.	Long	TD
Sharpe	63	756	12.0	49	4
Miller	59	1079	18.3	62t	14
Davis	49	367	7.5	31	1
Craver	43	369	8.6	32	1
McCaffrey	39	477	12.2	35	2
Pritchard	33	441	13.4	45t	3
Milburn	22	191	8.7	23	0
Johnson	12	170	14.2	23	0
Evans	12	124	10.3	22	1
Smith	6	152	25.3	43t	1
Bernstine	5	54	10.8	38	0
Carswell	3	37	12.3	5	0
Rivers	3	32	10.7	23	0
Chamberlain	1	11	11.0	11	0
BRONCOS	350	4260	12.2	62t	27
OPPONENTS	297	3518	11.8	57	20

INTERCEPTIONS

	No.	Yds.	Avg.	Long	TD
Atwater	3	54	18.0	25	0
Braxton	2	36	18.0	36	0
Alexander	2	5	2.5	4	0
Hager	1	19	19.0	19	0
BRONCOS	8	114	14.3	36	0
OPPONENTS	14	103	7.4	29	0

PUNTING

	No.	Yds.	Avg.	Net	TB	In20	Long	B
Rouen	52	2192	42.2	37.6	3	22	61	1
Elam	1	17	17.0	17.0	0	1	17	0
BRONCOS	54	2209	40.9	37.3	3	23	61	1
OPPONENTS	76	3253	42.8	34.9	12	18	62	0

PUNT RETURNS

	No.	FC	Yds.	Avg.	Long	TD
Milburn	31	17	354	11.4	44	0
Crockett	0	0	4	—	4	0
Smith	0	1	0	—	0	0
BRONCOS	31	18	358	11.5	44	0
OPPONENTS	25	12	137	5.5	52	0

KICKOFF RETURNS

	No.	Yds.	Avg.	Long	TD
Milburn	47	1269	27.0	86	0
Craver	7	50	7.1	13	0
Smith	4	54	13.5	17	0
Robinson	1	14	14.0	14	0
Burns	1	5	5.0	5	0
BRONCOS	60	1392	23.2	86	0
OPPONENTS	77	1671	21.7	94t	2

FIELD GOALS

	1-19	20-29	30-39	40-49	50+
Elam	0/0	7/9	14/15	5/7	5/7
OPPONENTS	0/0	4/4	4/7	4/5	1/3

ELAM: (22G,52G,20G,38N,38G,37G) () (20G) (23G,52G) (23N,52N,30G) (37G,30G,51G) (30G, 32G,33G,37G) () (53G) (44G,48G) (20G,35G, 46N,32G) (56G,48N,35G) (38G) (29G,46G,66N) (49G) (45G,28N,27G,37G)
OPPONENTS: () (45G) (30N,31G) (45G) (48N, 45G,20G) (51G) () (35N) (31G,20G,54N) (52N, 39G) (29G,32G) () (47G) (36G) (37N) ()

1995 DEFENSIVE STATS

(based on coaches' film review)

	TT	UT	A	S-YDS	I-YDS	PD	FF	FR
1 Atwater	148	107	41	0-0	3-54	8	3	0
2 Aldridge	110	77	33	1.5-10.5	0-0	3	1	1
Braxton	110	74	36	0-0	2-36	10	0	0
4 Crockett	78	61	17	3-32	0-0	16	1	1
5 Wyman	73	54	19	0-0	0-0	1	1	0
6 Washington	62	46	16	0-0	0-0	9	1	1
7 J. Jones	49	26	23	1-8	0-0	0	0	2
8 Hager	48	35	13	0-0	1-19	5	0	0
9 Cadrez	44	22	22	2-3	0-0	0	2	0
10 Perry	42	38	4	6-52	0-0	8	2	0
11 Fletcher	40	34	6	5-42	0-0	1	2	0
12 Alexander	36	28	8	0.5-1	2-5	3	1	0
13 D. Jones	25	17	8	0-0	0-0	1	2	0
14 Hasselbach	24	15	9	4-23	0-0	2	0	4
15 Burns	22	14	8	1.5-9	0-0	0	1	0
16 Hilliard	20	16	4	0-0	0-0	4	1	0
17 Thomas	17	12	5	0-0	0-0	3	1	0
18 Hauck	16	10	6	0-0	0-0	1	0	0
19 R. Jones	10	8	2	0-0	0-0	3	0	0
20 Dronett	8	5	3	2-12	0-0	1	0	0
21 Williams	6	5	1	2-19	0-0	1	0	0
Robinson	6	3	3	1-4	0-0	0	0	1
23 Lodish	4	4	0	0-0	0-0	0	0	0
24 Garnett	3	3	0	0-0	0-0	0	0	0
25 Bradford	1	1	0	0-0	0-0	1	0	0
Wilson	1	1	0	0.5-4.5	0-0	0	0	0
TOTALS	1,003	716	287	30-220	7-114	81	19	10

1995 GAMES STARTED

OFFENSE		DEFENSE	
QB Elway, John	16	DE Dronett, Shane	2
RB Bernstein, Rod	3	DE Hasselbach, Harald	10
RB Craver, Aaron	12	DE Williams, Dan	6
RB Davis, Terrell	14	DT Jones, James	16
RB Milburn, Glyn	1	DT Perry, Michael Dean	14
WR Johnson, Vance	1	LB Aldridge, Allen	12
WR McCaffrey, Ed	4	LB Alexander, Elijah	8
WR Miller, Anthony	14	LB Cadrez, Glenn	7
WR Pritchard, Mike	13	LB Fletcher, Simon	16
WR Smith, Rod	1	LB Hager, Britt	5
TE Carswell, Dwayne	2	LB Jones, Dante	5
TE Evans, Jerry	2	LB Wyman, Dave	11
TE Sharpe, Shannon	12	CB Crockett, Ray	16
C Nalen, Tom	15	CB Washington, Lionel	16
C Tamm, Ralph	1	S Atwater, Steve	16
T Thompson, Broderick	16	S Braxton, Tyrone	16
T Zimmerman, Gary	16		
G Habib, Brian	16		
G Schlereth, Mark	16		

1995 COACHES

Mike Shanahan (Head Coach), **Frank Bush** (Linebackers), **Barney Chavous** (Asst. Offensive Line/Asst. Strength and Conditioning), **Rick Dennison** (Offensive Asst.), **Ed Donatelli** (Defensive Backs), **George Dyer** (Defensive Line), **Alex Gibbs** (Asst. Head Coach/Offensive Line), **Mike Heimerdinger** (Wide Receivers), **Gary Kubiak** (Offensive Coordinator/QBs), **Brian Pariani** (Tight Ends), **Al Reynolds** (Defensive Asst./Asst. Defensive Backs), **Greg Robinson** (Defensive Coordinator), **Greg Saporta** (Administrative Asst./Strength and Conditioning), **Richard Smith** (Special Teams), **Bobby Turner** (Running Backs), **Rich Tuten** (Strength and Conditioning).

1995 LEADERS / RANKINGS

INDIVIDUAL	PLAYER	NO.	AFC RANK	NFL RANK	NFL LEADER	NO.
Points	Elam	132	2	3t	Smith (DAL)	150
Rushing Yards	Davis	1,117	3	9	Smith (DAL)	1,773
Passing Yards	Elway	3,970	1	5t	Favre (GB)	4,413
Passer Rating	Elway	86.4	6	14	Harbaugh (IND)	100.7
Receiving Yards	Miller	1,079	5	16	Rice (SF)	1,848
Receptions	Sharpe	63	12t	29t	Moore (DET)	123
Interceptions	Atwater	3	16t	37t	Thomas (MIN)	9
Sacks	Perry	6	25t	48t	Paup (BUF)	17.5
OFFENSE		NO.	AFC RANK	NFL RANK	NFL LEADER	NO.
Points Per Game		24.3	3	9	San Francisco	28.6
Total Yards Per Game		377.5	1	3	Detroit	382.1
Yards Per Play		5.7	1	3t	Detroit	6.0
Rushing Yards Per Game		124.7	3	5	Kansas City	138.9
Net Passing Yards Per Game		252.8	2	7	San Francisco	288.0
DEFENSE		NO.	AFC RANK	NFL RANK	NFL LEADER	NO.
Points Per Game		21.6	9	17	Kansas City	15.1
Total Yards Per Game		324.6	9	15	San Francisco	274.9
Yards Per Play		5.1	9	14t	Kansas City	4.3
Rushing Yards Per Game		118.4	11	23	San Francisco	66.3
Net Passing Yards Per Game		206.1	5	9	New York Jets	171.3

1995 KEY AWARDS

Pro Bowl (6): S Steve Atwater, K Jason Elam, KR Glyn Milburn, WR Anthony Miller, TE Shannon Sharpe, T Gary Zimmerman. **AP All-Pro (4):** K Jason Elam (second team), KR Glyn Milburn (second team), TE Shannon Sharpe (second team), T Gary Zimmerman (second team). **Football Digest NFL Rookie of the Year:** RB Terrell Davis.

1995 NFL STANDINGS

AFC EAST

Team	W	L	T	Pct	PF	PA
y-Buffalo	10	6	0	.625	350	335
x-Indianapolis	9	7	0	.563	331	316
x-Miami	9	7	0	.563	398	332
New England	6	10	0	.375	294	377
New York Jets	3	13	0	.188	233	384

AFC CENTRAL

Team	W	L	T	Pct	PF	PA
yz-Pittsburgh	11	5	0	.688	407	327
Cincinnati	7	9	0	.438	349	374
Houston	7	9	0	.438	348	324
Cleveland	5	11	0	.313	289	356
Jacksonville	4	12	0	.250	275	404

AFC WEST

Team	W	L	T	Pct	PF	PA
*yz-Kansas City	13	3	0	.813	358	241
x-San Diego	9	7	0	.563	321	323
Seattle	8	8	0	.500	363	366
Denver	8	8	0	.500	388	345
Oakland	8	8	0	.500	348	332

NFC EAST

Team	W	L	T	Pct	PF	PA
*yz-Dallas	12	4	0	.750	435	291
x-Philadelphia	10	6	0	.625	318	338
Washington	6	10	0	.375	326	359
New York Giants	5	11	0	.313	290	340
Arizona	4	12	0	.250	275	422

NFC CENTRAL

Team	W	L	T	Pct	PF	PA
y-Green Bay	11	5	0	.688	404	314
x-Detroit	10	6	0	.625	436	336
Chicago	9	7	0	.563	392	360
Minnesota	8	8	0	.500	412	385
Tampa Bay	7	9	0	.438	238	335

NFC WEST

Team	W	L	T	Pct	PF	PA
yz-San Francisco	11	5	0	.688	457	258
x-Atlanta	9	7	0	.563	362	349
St. Louis	7	9	0	.438	309	418
Carolina	7	9	0	.438	289	325
New Orleans	7	9	0	.438	319	348

x - Playoffs; y - Division Title; z - First-round Bye; * - Home-field Advantage

WILD CARD PLAYOFF GAMES

12/30 - at Buffalo 37, Miami 22
12/30 - at Philadelphia 58, Detroit 37
12/31 - Indianapolis 35, at San Diego 20
12/31 - at Green Bay 37, Atlanta 20

DIVISIONAL PLAYOFF GAMES

1/6 - at Pittsburgh 40, Buffalo 21
1/6 - Green Bay 27, at San Francisco 17
1/7 - Indianapolis 10, at Kansas City 7
1/7 - at Dallas 30, Philadelphia 11

CONFERENCE CHAMPIONSHIPS

1/14 - at Pittsburgh 20, Indianapolis 16
1/14 - at Dallas 38, Green Bay 27

SUPER BOWL XXX (TEMPE, ARIZ.)

1/28 - Dallas 27, Pittsburgh 17

1994 FINAL STATISTICS (7-9)

Head Coach: Wade Phillips AFC West: 4th Home Stadium: Mile High Stadium

Date	W-L	Score	Opponent	Attendance	RUSHING	No.	Yds.	Avg.	Long	TD
Sept 4	L	34-37	San Diego	74,032	L. Russell	190	620	3.3	22t	9
Sept 11	L	22-25	at New York Jets (OT)	73,436	Elway	58	235	4.1	22	4
Sept 18	L	16-48	L.A. Raiders	75,764	Milburn	58	201	3.5	20	1
Sept 26	L	20-27	at Buffalo	75,373	Clark	56	168	3.0	12	3
Oct 9	W	16-9	at Seattle	63,872	Bernstine	17	91	5.4	24	0
Oct 17	L	28-31	Kansas City	75,151	Rivers	43	83	1.9	11	2
Oct 23	W	20-15	at San Diego	61,626	Millen	5	57	11.4	24	0
Oct 30	W	26-14	Cleveland	73,190	Campbell	2	6	3.0	6	0
Nov 6	L	21-27	at L.A. Rams	48,103	D. Russell	1	6	6.0	6	0
Nov 13	W	17-10	Seattle	71,290	Miller	1	3	3.0	3	0
Nov 20	W	32-28	Atlanta	70,594	BRONCOS	431	1470	3.4	24	19
Nov 27	W	15-13	Cincinnati	69,714	OPPONENTS	432	1752	4.1	36	12
Dec 4	W	20-17	at Kansas City (OT)	77,631	RECEIVING	No.	Yds.	Avg.	Long	TD
Dec 11	L	13-23	at L.A. Raiders	60,016	Sharpe	87	1010	11.6	44	4
Dec 17	L	19-42	at San Francisco	64,884	Milburn	77	549	7.1	33	3
Dec 24	L	28-30	New Orleans	64,445	Miller	60	1107	18.5	76	5

TEAM STATISTICS

	Den	Opp
TOTAL FIRST DOWNS	346	303
Rushing	101	103
Passing	202	182
Penalty	43	18
3RD DOWN: MADE/ATT	87/231	86/217
3rd Down Pct.	37.7	39.6
4TH DOWN: MADE/ATT	7/17	3/10
4th Down Pct.	41.2	30.0
POSSESSION AVG.	30:58	29:02
TOTAL NET YARDS	5487	5907
Avg. Per Game	342.9	369.2
Total Plays	1112	1023
Avg. Per Play	4.9	5.8
NET YARDS RUSHING	1470	1752
Avg. Per Game	91.9	109.5
Total Rushes	431	432
NET YARDS PASSING	4017	4155
Avg. Per Game	251.1	259.7
Sacked/Yards Lost	55/366	23/141
Gross Yards	4383	4296
Att./Completions	626/388	568/322
Completion Pct.	62.0	56.7
Had Intercepted	13	12
PUNTS/AVERAGE	76/42.9	76/43.5
NET PUNTING AVG.	76/37.1	76/35.8
PENALTIES/YARDS	101/865	134/1031
FUMBLES/BALL LOST	27/18	24/14
TOUCHDOWNS	37	43
Rushing	19	12
Passing	18	28
Returns	0	3

SCORE BY PERIODS

	1	2	3	4	OT	Total
BRONCOS	53	96	102	93	3	347
OPPONENTS	64	148	77	104	3	396

SCORING

	TD	Ru	Pa	Rt	PAT	FG	S	PTS
Elam	0	0	0	0	29/29	30/37	0	119
L. Russell	9	9	0	0	0/0	0/0	0	54
Miller	5	0	5	0	0/0	0/0	0	32
Sharpe	4	0	4	0	0/0	0/0	0	28
Elway	4	4	0	0	0/0	0/0	0	24
Milburn	4	1	3	0	0/0	0/0	0	24
Clark	3	3	0	0	0/0	0/0	0	18
Evans	2	0	2	0	0/0	0/0	0	12
Rivers	2	2	0	0	0/0	0/0	0	12
Campbell	1	0	1	0	0/0	0/0	0	6
Pritchard	1	0	1	0	0/0	0/0	0	6
D. Russell	1	0	1	0	0/0	0/0	0	6
Tillman	1	0	1	0	0/0	0/0	0	6
BRONCOS	37	19	18	0	29/29	30/37	0	347
OPPONENTS	43	12	28	3	35/35	31/37	0	396

2-PT. CONVERSIONS: Sharpe 2, Miller, **BRONCOS 3-8, OPPONENTS 5-8**

SACKS: Fletcher 7.0, Dronett 6.0, Washington 2.5, Hasselbach 2.0, Mecklenburg 1.5, Alexander 1.0, Bradford 1.0, Robinson 1.0, D. Smith 1.0, **BRONCOS 23.0, OPPONENTS 55.0**

PASSING

	Att.	Comp.	Yds.	Comp.%	Yd./Att.	TD	TD%	Int	Int%	LG	Sack/Lost	Rating
Elway	494	307	3490	62.1	7.06	16	3.2	10	2.0	63	46/303	85.7
Millen	131	81	893	61.8	6.82	2	1.5	3	2.3	76	9/63	77.6
Rivers	1	0	0	0.0	0.00	0	0.0	0	0.0	0	0/0	39.6
BRONCOS	626	388	4383	62.0	7.00	18	2.9	13	2.1	76	55/366	83.8
OPPONENTS	568	322	4296	56.7	7.56	28	4.9	12	2.1	75t	23/141	88.5

RECEIVING

	No.	Yds.	Avg.	Long	TD
Sharpe	87	1010	11.6	44	4
Milburn	77	549	7.1	33	3
Miller	60	1107	18.5	76	5
L. Russell	38	227	6.0	19	0
Tillman	28	455	16.3	63	1
D. Russell	25	342	13.7	43	1
Rivers	20	136	6.8	25	0
Pritchard	19	271	14.3	50t	1
Evans	13	127	9.8	20t	2
Bernstine	9	70	7.8	16	0
Clark	9	47	5.2	10	0
Kimbrough	2	20	10.0	12	0
Campbell	1	22	22.0	22t	1
BRONCOS	388	4383	11.3	76	18
OPPONENTS	322	4296	13.3	75t	28

INTERCEPTIONS

	No.	Yds.	Avg.	Long	TD
Jones	2	9	4.5	9	0
Hilliard	2	8	4.0	8	0
Crockett	2	6	3.0	6	0
Atwater	1	24	24.0	24	0
Washington	1	5	5.0	5	0
Fletcher	1	4	4.0	4	0
Alexander	1	2	2.0	2	0
B. Smith	1	0	0.0	0	0
Williams	1	-3	-3.0	-3	0
BRONCOS	12	55	4.6	24	0
OPPONENTS	13	288	22.2	99t	3

PUNTING

	No.	Yds.	Avg.	Net	TB	In20	Long	B
Rouen	76	3258	42.9	37.1	8	23	59	0
TEAM	76	3258	42.9	37.1	8	23	59	0
OPPONENTS	76	3303	43.5	35.8	10	21	62	0

PUNT RETURNS

	No.	FC	Yds.	Avg.	Long	TD
Milburn	41	4	379	9.2	44	0
BRONCOS	41	4	379	9.2	44	0
OPPONENTS	39	13	275	7.1	29	0

KICKOFF RETURNS

	No.	Yds.	Avg.	Long	TD
Milburn	37	793	21.4	40	0
By'not'e	24	545	22.7	41	0
D. Russell	5	105	21.0	34	0
Campbell	3	24	8.0	11	0
Clark	3	34	11.3	20	0
Carswell	1	0	0.0	0	0
Evans	1	6	6.0	6	0
Swann	1	16	16.0	16	0
BRONCOS	75	1523	20.3	41	0
OPPONENTS	70	1396	19.9	62	0

FIELD GOALS

	1-19	20-29	30-39	40-49	50+
Elam	0/0	11/11	7/12	7/12	1/3
OPPONENTS	3/3	8/9	11/13	9/10	0/2

ELAM: (25G, 43G) (43G,21G,29G) (43G) (41N, 28G,43G) (26G,33G,37G,43N) () (49N,54G,25G) (27G,32G) (42G,57N,29G) (42G) (35G,50B) (34G,33G,45N,37G,44N) (34G,34G) (20G,21G) (28G,45G) (32G,30G)

OPPONENTS: (27G) (39G) (42G,33G) (36G, 28G) (37G, 36G,42G) (27N,19G) (22G,39G,37G, 26G,44G) (43G,45G) (35G,18G) (56N,19G) () (43G,32G,51N) (22G,37B) (44G,29G,47G,30G, 28G) () (26G,44B,32B,37G,40G)

1994 DEFENSIVE STATS

(based on coaches' film review)

	TT	UT	A	S-YDS	I-YDS	PD	FF	FR
1 Alexander	172	105	67	1-10	1-2	7	0	1
2 Atwater	125	72	53	0-0	1-24	8	1	2
3 Mecklenburg	85	52	33	1.5-11	0-0	3	2	2
4 Washington	82	49	33	2.5-13	1-5	3	2	0
5 Fletcher	76	42	34	7-41	1-4	5	1	2
6 Crockett	70	48	22	0-0	2-6	20	0	2
7 B. Smith	68	54	14	0-0	1-0	14	0	0
8 Hasselbach	66	40	26	2-13	0-0	1	1	0
9 Dronett	63	39	24	6-35	0-0	5	1	0
10 R. Jones	55	37	18	0-0	2-9	5	0	1
11 Croel	52	29	23	0-0	0-0	1	1	0
12 Hilliard	51	46	5	0-0	2-8	14	2	0
13 D. Smith	42	25	17	1-9	0-0	5	0	1
14 D. Hall	34	18	16	0-0	0-0	1	0	0
15 Bradford	27	18	9	1-8	0-0	5	0	0
16 Fuller	22	17	5	0-0	0-0	3	0	0
Williams	22	11	11	0-0	1-3	2	0	0
18 Harvey	21	9	12	0-0	0-0	2	0	0
19 Burns	18	14	4	0-0	0-0	0	0	0
20 J. Robinson	14	8	6	1-1	0-0	1	0	0
21 Wyman	11	7	4	0-0	0-0	0	0	0
22 Aldridge	8	1	7	0-0	0-0	0	0	0
23 Oshodin	5	5	0	0-0	0-0	0	0	0
24 Sanders	3	1	2	0-0	0-0	0	0	0
25 By'not'e	1	1	0	0-0	0-0	0	0	0
Donahue	1	0	1	0-0	0-0	0	0	0
TOTAL	1,194	748	446	23-141	12-55	105	11	11

1994 GAMES STARTED

OFFENSE

QB Elway, John	14
QB Millen, Hugh	2
RB Bernstein, Rod	3
RB Clark, Derrick	4
RB Milburn, Glyn	6
RB Rivers, Reggie	1
RB Russell, Leonard	14
WR Campbell, Jeff	1
WR Miller, Anthony	14
WR Russell, Derek	12
WR Tillman, Cedric	3
TE Evans, Jerry	9
TE Sharpe, Shannon	13
C Widell, Dave	16
T Freeman, Russell	7
T Maggs, Don	1
T Scrafford, Kirk	8
T Zimmerman, Gary	16
G Habib, Brian	16
G Melander, Jon	15
G Nalen, Tom	1

DEFENSE

DE Dronett, Shane	15
DE Fletcher, Simon	16
DE Hasselbach, Harald	1
DE Williams, Dan	15
NT Washington, Ted	16
LB Aldridge, Allen	2
LB Alexander, Elijah	16
LB Burns, Keith	1
LB Croel, Mike	12
LB Fuller, Randy	1
LB Harvey, Richard	1
LB Mecklenburg, Karl	15
CB Bradford, Ronnie	1
CB Crockett, Ray	14
CB Hilliard, Randy	4
CB Smith, Ben	14
S Atwater, Steve	14
S Hall, Darryl	3
S Jones, Rondell	2
S Smith, Dennis	12

1994 COACHES

Wade Phillips (Head Coach), **Vernon Banks** (Strength & Conditioning), **Barney Chavous** (Defensive Line Asst./Strength & Conditioning Asst.), **Jim Fassel** (Asst. Head Coach/Offensive Coordinator), **Mo Forte** (Wide Receivers), **Leon Fuller** (Defensive Backs), **Bishop Harris** (Running Backs), **John Levra** (Offensive Line), **Rex Norris** (Defensive Line), **Al Reynolds** (Asst. Defensive Backs/Quality Control), **Harold Richardson** (Special Asst. to the Head Coach/Offense), **Richard Smith** (Special Teams/Linebackers), **Les Steckel** (Tight Ends), **Charlie Waters** (Defensive Coordinator), **John Paul Young** (Linebackers).

1994 LEADERS / RANKINGS

INDIVIDUAL	PLAYER	NO.	AFC RANK	NFL RANK	NFL LEADER	NO.
Points	Elam	119	2	3	Carney (SD)	135
Rushing Yards	Russell	620	15	27	Sanders (DET)	1,883
Passing Yards	Elway	3,490	3	8	Bledsoe (NE)	4,555
Passer Rating	Elway	85.7	2	4	Young (SF)	112.8
Receiving Yards	Miller	1,107	6	15	Rice (SF)	1,499
Receptions	Sharpe	87	4	8	Carter (MIN)	122
Interceptions	Jones/Hilliard/Crockett	2	33t	69t	Williams (ARI)	9
Sacks	Fletcher	7	16t	31t	Greene (PIT)	14

OFFENSE	NO.	AFC RANK	NFL RANK	NFL LEADER	NO.
Points Per Game	21.7	4	10	San Francisco	31.6
Total Yards Per Game	342.9	4	6	Miami	379.9
Yards Per Play	4.9	5t	14t	San Francisco	5.8
Rushing Yards Per Game	91.9	13	23	Pittsburgh	136.3
Net Passing Yards Per Game	273.9	3	4	New England	286.4

DEFENSE	NO.	AFC RANK	NFL RANK	NFL LEADER	NO.
Points Per Game	24.8	13	26	Cleveland	12.8
Total Yards Per Game	369.2	14	28	Dallas	269.6
Yards Per Play	5.8	14	28	Dallas	4.3
Rushing Yards Per Game	109.5	8	16	Minnesota	68.1
Net Passing Yards Per Game	259.7	14	28	Dallas	172.0

1994 KEY AWARDS

Pro Bowl (4): S Steve Atwater, QB John Elway, TE Shannon Sharpe, T Gary Zimmerman.

1994 NFL STANDINGS

AFC EAST

Team	W	L	T	Pct	PF	PA
y-Miami	10	6	0	.625	389	327
x-New England	10	6	0	.625	351	312
Indianapolis	8	8	0	.500	307	320
Buffalo	7	9	0	.438	340	356
New York Jets	6	10	0	.375	264	320

AFC CENTRAL

Team	W	L	T	Pct	PF	PA
*yz-Pittsburgh	12	4	0	.750	316	234
x-Cleveland	11	5	0	.688	340	204
Cincinnati	3	13	0	.188	276	406
Houston	2	14	0	.125	226	352

AFC WEST

Team	W	L	T	Pct	PF	PA
yz-San Diego	11	5	0	.688	381	306
x-Kansas City	9	7	0	.563	319	298
L.A. Raiders	9	7	0	.563	303	327
Denver	7	9	0	.438	347	396
Seattle	6	10	0	.375	287	323

NFC EAST

Team	W	L	T	Pct	PF	PA
yz-Dallas	12	4	0	.750	414	248
New York Giants	9	7	0	.563	279	305
Arizona	8	8	0	.500	235	267
Philadelphia	7	9	0	.438	308	308
Washington	3	13	0	.188	320	412

NFC CENTRAL

Team	W	L	T	Pct	PF	PA
y-Minnesota	10	6	0	.625	356	314
x-Green Bay	9	7	0	.563	382	287
x-Detroit	9	7	0	.563	357	342
x-Chicago	9	7	0	.563	271	307
Tampa Bay	6	10	0	.375	251	351

NFC WEST

Team	W	L	T	Pct	PF	PA
*yz-San Francisco	13	3	0	.813	505	296
New Orleans	7	9	0	.438	348	407
Atlanta	7	9	0	.438	317	385
L.A. Rams	4	12	0	.250	286	365

x - Playoffs; y - Division Title; z - First-round Bye; * - Home-field Advantage

WILD CARD PLAYOFF GAMES

12/31 - at Miami 27, Kansas City 17
 12/31 - at Green Bay 16, Detroit 12
 1/1 - at Cleveland 20, New England 13
 1/1 - Chicago 35, at Minnesota 18

DIVISIONAL PLAYOFF GAMES

1/7 - at Pittsburgh 29, Cleveland 9
 1/7 - at San Francisco 44, Chicago 15
 1/8 - at San Diego 22, Miami 21
 1/8 - at Dallas 35, Green Bay 9

CONFERENCE CHAMPIONSHIPS

1/15 - San Diego 17, at Pittsburgh 13
 1/15 - at San Francisco 38, Dallas 28

SUPER BOWL XXIX (MIAMI)

1/29 - San Francisco 49, San Diego 26

1993 FINAL STATISTICS (9-7)

Head Coach: Wade Phillips AFC West: 3rd Home Stadium: Mile High Stadium

Date	W-L	Score	Opponent	Attendance	RUSHING	No.	Yds.	Avg.	Long	TD
Sept 5	W	26-20	at New York Jets	68,130	Bernstine	223	816	3.7	24	4
Sept 12	W	34-17	San Diego	75,074	Delpino	131	445	3.4	18	8
Sept 20	L	7-15	at Kansas City	78,453	Milburn	52	231	4.4	26	0
Oct 3	W	35-13	Indianapolis	74,953	Elway	44	153	3.5	18	0
Oct 10	L	27-30	at Green Bay	58,943	Rivers	15	50	3.3	14	1
Oct 18	L	20-23	L.A. Raiders	75,712	Rouen	1	0	0.0	0	0
Oct 31	W	28-17	Seattle	73,644	Maddox	2	-2	-1.0	-1	0
Nov 7	W	29-14	at Cleveland	77,818	BRONCOS	468	1693	3.6	26	13
Nov 14	L	23-26	Minnesota	67,329	OPPONENTS	397	1418	3.6	28	6
Nov 21	W	37-13	Pittsburgh	74,840	RECEIVING	No.	Yds.	Avg.	Long	TD
Nov 28	W	17-9	at Seattle	57,812	Sharpe	81	995	12.3	63	9
Dec 5	L	10-13	at San Diego	60,233	Russell	44	719	16.3	43	3
Dec 12	W	27-21	Kansas City	75,822	Bernstine	44	372	8.5	41	0
Dec 18	W	13-3	at Chicago	53,056	Milburn	38	300	7.9	50	3
Dec 26	L	10-17	Tampa Bay	73,434	V. Johnson	36	517	14.4	56	5
Jan 2	L	30-33	at L.A. Raiders (OT)	66,904	Marshall	28	360	12.9	40	2

TEAM STATISTICS

	Den	Opp
TOTAL FIRST DOWNS	327	280
Rushing	105	86
Passing	187	181
Penalty	35	13
3RD DOWN: MADE/ATT	98/225	71/215
3rd Down Pct.	43.6	33.0
4TH DOWN: MADE/ATT	2/11	8/17
4th Down Pct.	18.2	47.1
POSSESSION AVG.	31:23	28:37
TOTAL NET YARDS	5461	5149
Avg. Per Game	341.3	321.8
Total Plays	1060	1005
Avg. Per Play	5.2	5.1
NET YARDS RUSHING	1693	1418
Avg. Per Game	105.8	88.6
Total Rushes	468	397
NET YARDS PASSING	3768	3731
Avg. Per Game	235.5	233.2
Sacked/Yards Lost	39/293	46/238
Gross Yards	4061	3969
Att./Completions	553/350	562/314
Completion Pct.	63.3	55.9
Had Intercepted	10	18
PUNTS/AVERAGE	68/44.4	81/43.7
NET PUNTING AVG.	68/37.1	81/36.0
PENALTIES/YARDS	112/822	128/1019
FUMBLES/BALL LOST	29/18	27/13
TOUCHDOWNS	42	27
Rushing	13	6
Passing	27	21
Returns	2	0

SCORE BY PERIODS

	1	2	3	4	OT	Total
BRONCOS	66	147	91	69	0	373
OPPONENTS	53	82	62	84	3	284

SCORING

	TD	Ru	Pa	Rt	PAT	FG	S	PTS
Elam	0	0	0	0	41/42	26/35	0	119
Sharpe	9	0	9	0	0/0	0/0	0	54
Delpino	8	8	0	0	0/0	0/0	0	48
V. Johnson	5	0	5	0	0/0	0/0	0	30
Bernstine	4	4	0	0	0/0	0/0	0	24
Russell	4	0	3	1	0/0	0/0	0	24
Milburn	3	0	3	0	0/0	0/0	0	18
Rivers	2	1	1	0	0/0	0/0	1	14
Marshall	2	0	2	0	0/0	0/0	0	12
Tillman	2	0	2	0	0/0	0/0	0	12
Croel	1	0	0	1	0/0	0/0	0	6
R. Johnson	1	0	1	0	0/0	0/0	0	6
Wyman	1	0	1	0	0/0	0/0	0	6
BRONCOS	42	13	27	2	41/42	26/35	1	373
OPPONENTS	27	6	21	0	27/27	31/36	1	284

SACKS: Fletcher 13.5, Mecklenburg 9.0, Dronett 7.0, Croel 5.0, J. Robinson 3.5, Kragen 3.0, Wyman 2.0, Atwater 1.0, Oshodin 1.0, Williams 1.0, **BRONCOS 46.0, OPPONENTS 39.0**

PASSING

	Att.	Comp.	Yds.	Comp.%	Yd./Att.	TD	TD%	Int	Int%	LG	Sack/Lost	Rating
Elway	551	348	4030	63.2	7.31	25	4.5	10	1.8	63	39/293	92.8
Maddox	1	1	1	100.0	1.00	1	100.0	0	0.0	1t	0/0	118.8
Marshall	1	1	30	100.0	30.00	1	100.0	0	0.0	30t	0/0	158.3
BRONCOS	553	350	4061	63.3	7.34	27	4.9	10	1.8	63	39/293	94.2
OPPONENTS	562	314	3969	55.9	7.06	21	3.7	18	3.2	74t	46/238	77.2

RECEIVING

	No.	Yds.	Avg.	Long	TD
Sharpe	81	995	12.3	63	9
Russell	44	719	16.3	43	3
Bernstine	44	372	8.5	41	0
Milburn	38	300	7.9	50	3
V. Johnson	36	517	14.4	56	5
Marshall	28	360	12.9	40	2
Delpino	26	195	7.5	25	0
R. Johnson	20	243	12.2	38	1
Tillman	17	193	11.4	30	2
Kimbrough	8	79	9.9	16	0
Rivers	6	59	9.8	17	1
K. Taylor	1	28	28.0	28	0
Wyman	1	1	1.0	1t	1
BRONCOS	350	4061	11.6	63	27
OPPONENTS	314	3969	12.6	74t	21

INTERCEPTIONS

	No.	Yds.	Avg.	Long	TD
Smith	3	57	19.0	36	0
Braxton	3	37	12.3	25	0
Atwater	2	81	40.5	68	0
Dronett	2	13	6.5	7	0
Lang	2	4	2.0	4	0
Croel	1	22	22.0	22t	1
F. Robinson	1	13	13.0	13	0
Wyman	1	9	9.0	9	0
Bradford	1	0	0.0	0	0
Dimry	1	0	0.0	0	0
Hall	1	0	0.0	0	0
BRONCOS	18	236	13.1	68	1
OPPONENTS	10	79	7.9	19	0

PUNTING

	No.	Yds.	Avg.	Net	TB	In20	Long	B
Rouen	67	3017	45.0	37.1	8	17	62	1
TEAM	68	3017	44.4	37.1	8	17	62	1
OPPONENTS	81	3541	43.7	36.0	10	22	61	2

PUNT RETURNS

	No.	FC	Yds.	Avg.	Long	TD
Milburn	40	11	425	10.6	54	0
Bradford	1	0	0	0.0	0	0
BRONCOS	41	11	425	10.4	54	0
OPPONENTS	33	8	337	10.2	37	0

KICKOFF RETURNS

	No.	Yds.	Avg.	Long	TD
Russell	18	374	20.8	49	0
Milburn	12	188	15.7	26	0
Delpino	7	146	20.9	49	0
Meeks	1	9	9.0	9	0
Sharpe	1	0	0.0	0	0
BRONCOS	39	717	18.4	49	0
OPPONENTS	63	1119	17.8	68	0

FIELD GOALS

	1-19	20-29	30-39	40-49	50+
Elam	0/0	11/12	7/7	4/10	4/6
OPPONENTS	1/1	8/8	10/10	8/12	4/5

ELAM: (28G,30G,30G,41G) (20G,54G) () (53N) (47G,37G) (40G,42N,37G) (47N) (22G,38G) (26B,53G) (48G,27G,28G) (25G,40N) (30G,42N) (36G,53G) (29G,24G,41N) (51N,24G) (52G,24G,27G,40N)

OPPONENTS: (22G,43G) (30G) (34G,41,52G, 44G,20G) (28G,28G) (28G,32G,21G) (32G,49G, 53G) (53G) (49N) (25G,19G,35G,43G) (37G, 38G) () (56N,47N,27G,34G) (44N) (31G) (48G, 41N) (43G,50G,39G,47G)

1993 DEFENSIVE STATS

(based on coaches' film review)

	TT	UT	A	S-YDS	I-YDS	PD	FF	FR
1 Atwater	141	80	61	1-1	2-81	12	2	0
2 Wyman	133	91	42	2-9	1-0	4	0	1
3 Braxton	111	79	32	0-0	3-37	19	2	2
4 Croel	110	79	31	5-30	1-22	6	1	2
5 Mecklenburg	99	82	17	9-60	0-0	4	1	2
Fletcher	99	62	37	13.5-75.5	0-0	3	3	1
7 D. Smith	96	54	42	0-0	3-57	15	1	0
8 Hall	70	34	36	0-0	1-0	5	0	0
9 Kragen	65	43	22	3-10	0-0	3	0	1
10 Lang	64	42	22	0-0	2-4	12	0	0
11 Dimry	51	30	21	0-0	1-0	11	0	0
12 Dronett	49	32	17	7-24	2-13	5	1	0
13 F. Robinson	40	26	14	0-0	1-13	8	0	0
14 D. Williams	37	18	19	1-6	0-0	2	0	1
15 Oshodin	36	21	15	1-5	0-0	2	1	0
16 Bradford	13	10	3	0-0	1-0	6	0	0
J. Robinson	13	7	6	3.5-17.5	0-0	1	1	0
18 Alexander	10	8	2	0-0	0-0	0	0	0
19 R. Jones	6	4	2	0-0	0-0	2	0	0
Drozodov	6	3	3	0-0	0-0	0	0	0
21 Taylor	3	3	0	0-0	0-0	1	0	0
TOTAL	1,252	808	444	46-238	18-227	121	13	10

1993 GAMES STARTED

OFFENSE	DEFENSE
QB Elway, John	16 DE Dronett, Shane
RB Bernstein, Rod	14 DE Oshodin, Willie
RB Delpino, Robert	5 DE Williams, Dan
RB Milburn, Glyn	1 NT Drozdov, Darren
RB Rivers, Reggie	2 NT Kragan, Greg
WR Johnson, Vance	8 LB Croel, Mike
WR Marshall, Arthur	9 LB Fletcher, Simon
WR Russell, Derek	12 LB Mecklenburg, Karl
WR Tillman, Cedric	3 LB Wyman, Dave
TE Evans, Jerry	2 CB Bradford, Ronnie
TE Johnson, Reggie	12 CB Braxton, Tyrone
TE Sharpe, Shannon	12 CB Dimry, Charles
C Kartz, Keith	11 CB Robinson, Frank
T Freeman, Russell	14 S Atwater, Steve
T Maggs, Don	2 S Hall, Darryl
T Zimmerman, Gary	16 S Smith, Dennis
G Habib, Brian	16
G Melander, Jon	6
G/C Widell, Dave	15

1993 COACHES

Wade Phillips (Head Coach), **Vernon Banks** (Strength & Conditioning), **Barney Chavous** (Defensive Line Asst./Strength & Conditioning Asst.), **Jim Fassel** (Asst. Head Coach/Offensive Coordinator), **Mo Forte** (Wide Receivers), **Bishop Harris** (Running Backs), **John Levra** (Offensive Line), **Al Reynolds** (Asst. Defensive Backs/Quality Control), **Harold Richardson** (Special Asst. to the Head Coach/Offense), **Richard Smith** (Special Teams/Linebackers), **Ernie Stautner** (Defensive Line), **Les Steckel** (Tight Ends), **Charlie Waters** (Defensive Coordinator/Defensive Backs), **John Paul Young** (Linebackers).

1993 LEADERS / RANKINGS

INDIVIDUAL	PLAYER	NO.	AFC RANK	NFL RANK	NFL LEADER	NO.
Points	Elam	119	4	7	Jaeger (LAR)	132
Rushing Yards	Bernstine	816	6	14	Smith (DAL)	1,486
Passing Yards	Elway	4,030	1	1	Elway (DEN)	4,030
Passer Rating	Elway	92.8	1	3	Young (SF)	101.5
Receiving Yards	Sharpe	995	5	10	Rice (SF)	1,503
Receptions	Sharpe	81	3	8	Sharpe (GB)	112
Interceptions	Braxton/Smith	3	71	71	Odomes (BUF)	9
Sacks	Fletcher	13.5	3	3	Smith (KC)	15
OFFENSE		NO.	AFC RANK	NFL RANK	NFL LEADER	NO.
Points Per Game		23.3	1	3	San Francisco	29.6
Total Yards Per Game		341.3	3	5	San Francisco	402.2
Yards Per Play		5.2	3	5t	San Francisco	6.3
Rushing Yards Per Game		105.8	9	18	New York Giants	138.1
Net Passing Yards Per Game		235.5	3	4	San Francisco	268.9
DEFENSE		NO.	AFC RANK	NFL RANK	NFL LEADER	NO.
Points Per Game		17.8	5	10	New York Giants	12.8
Total Yards Per Game		321.8	10	19	Minnesota	275.4
Yards Per Play		5.1	12t	20t	Green Bay	4.5
Rushing Yards Per Game		88.6	4	4	Houston	79.6
Net Passing Yards Per Game		233.2	13	27	New Orleans	162.9

1993 KEY AWARDS

Pro Bowl (5): S Steve Atwater, QB John Elway, LB Karl Mecklenburg, TE Shannon Sharpe, S Dennis Smith. **AP All-Pro (3):** QB John Elway (second team), TE Shannon Sharpe (first team), T Gary Zimmerman (second team). **NFLPA AFC MVP:** QB John Elway.

1993 NFL STANDINGS

AFC EAST

Team	W	L	T	Pct	PF	PA
*yz-Buffalo	12	4	0	.750	329	242
Miami	9	7	0	.563	349	351
New York Jets	8	8	0	.500	270	247
New England	5	11	0	.313	238	286
Indianapolis	4	12	0	.250	189	378

AFC CENTRAL

Team	W	L	T	Pct	PF	PA
yz-Houston	12	4	0	.750	368	238
x-Pittsburgh	9	7	0	.563	308	281
Cleveland	7	9	0	.438	304	307
Cincinnati	3	13	0	.188	187	319

AFC WEST

Team	W	L	T	Pct	PF	PA
y-Kansas City	11	5	0	.688	328	291
x-L.A. Raiders	10	6	0	.625	306	326
x-Denver	9	7	0	.563	373	284
San Diego	8	8	0	.500	322	290
Seattle	6	10	0	.375	280	314

NFC EAST

Team	W	L	T	Pct	PF	PA
*yz-Dallas	12	4	0	.750	376	229
x-New York Giants	11	5	0	.688	288	205
Philadelphia	8	8	0	.500	293	315
Phoenix	7	9	0	.438	326	269
Washington	4	12	0	.250	230	345

NFC CENTRAL

Team	W	L	T	Pct	PF	PA
y-Detroit	10	6	0	.625	298	292
x-Minnesota	9	7	0	.563	277	290
x-Green Bay	9	7	0	.563	340	282
Chicago	7	9	0	.438	234	230
Tampa Bay	5	11	0	.313	237	376

NFC WEST

Team	W	L	T	Pct	PF	PA
yz-San Francisco	10	6	0	.625	473	295
New Orleans	8	8	0	.500	317	343
Atlanta	6	10	0	.375	316	385
L.A. Rams	5	11	0	.313	221	367

x - Playoffs; y - Division Title; z - First-round Bye; * - Home-field Advantage

WILD CARD PLAYOFF GAMES

1/8 - at Kansas City 27, Pittsburgh 24 (OT)

1/8 - Green Bay 28, at Detroit 24

1/9 - at Los Angeles Raiders 42, Denver 24

1/9 - at New York Giants 17, Minnesota 10

DIVISIONAL PLAYOFF GAMES

1/15 - at Buffalo 29, Los Angeles Raiders 23

1/15 - at San Francisco 44, New York Giants 3

1/16 - Kansas City 28, at Houston 20

1/16 - at Dallas 27, Green Bay 17

CONFERENCE CHAMPIONSHIPS

1/23 - at Buffalo 30, Kansas City 13

1/23 - at Dallas 38, San Francisco 21

SUPER BOWL XXVIII (ATLANTA)

1/30 - Dallas 30, Buffalo 13

1992 DEFENSIVE STATS

(based on coaches' film review)

	TT	UT	A	S-YDS	I-YDS	PD	FF	FR
1 Brooks	167	106	61	0-0	1-17	2	3	2
2 Atwater	152	76	76	1-10	2-22	12	2	3
3 D. Smith	127	72	55	0-0	4-10	12	0	2
4 Mecklenburg	115	80	35	7.5-46	0-0	4	2	0
5 Croel	101	70	31	5-42	0-0	4	2	1
Kragen	101	65	36	5.5-41	0-0	3	2	0
7 Fletcher	100	64	36	16-97	0-0	9	5	0
8 Braxton	97	53	44	0-0	2-54	16	0	0
9 Dimry	56	43	13	0-0	1-2	13	0	0
Henderson	56	43	13	0-0	4-79	10	1	0
11 Lang	49	31	18	1-10	1-26	8	1	1
Dronett	49	27	22	6.5-32	0-0	5	1	2
Walker	49	20	29	1.5-15	0-0	1	0	2
14 Sochia	39	24	15	1.5-11	0-0	0	0	0
Traylor	39	21	18	1-14	0-0	1	1	0
16 Montgomery	29	13	16	0-0	0-0	2	0	1
17 Mills	22	14	8	2-19	0-0	3	0	2
18 Granby	3	2	1	0-0	0-0	0	0	0
19 Robinson	2	2	0	0-0	0-0	0	0	0
20 Geater	1	0	1	0-0	0-0	0	0	0
TOTAL	1,354	826	528	48.5-337	15-210	105	20	16

1992 GAMES STARTED

OFFENSE

QB Elway, John	12	DE Dronett, Shane	2
QB Maddox, Tommy	4	DE Sochia, Brian	13
RB Green, Gaston	13	DE Walker, Kenny	15
RB Lewis, Greg	2	NT Kragen, Greg	16
RB Smith, Sammy	1	LB Brooks, Michael	14
FB Jones, Victor	1	LB Croel, Mike	16
FB Perryman, Robert	1	LB Fletcher, Simon	16
FB Rivers, Reggie	3	LB Mecklenburg, Karl	16
WR Jackson, Mark	13	LB Traylor, Keith	3
WR Johnson, Vance	7	CB Braxton, Tyrone	13
WR Marshall, Arthur	1	CB Dimry, Charles	8
WR Russell, Derek	6	CB Henderson, Wymon	11
WR Tillman, Cedric	1	CB Lang, Le-Lo	1
TE Johnson, Reggie	7	S Atwater, Steve	15
TE Kay, Clarence	13	S Granby, John	1
TE Sharpe, Shannon	11	S Montgomery, Alton	1
C Kartz, Keith	15	S Smith, Dennis	16
C Widell, Dave	1		
T Freeman, Russell	16		
T Lanier, Ken	16		
G Davidson, Jeff	16		
G Widell, Doug	16		

DEFENSE

1992 COACHES

Dan Reeves (Head Coach), **Marvin Bass** (Special Assistant), **Raymond Berry** (Quarterbacks), **Barney Chavous** (Defensive Assistant), **Joe DeCamillis** (Defensive Quality Control), **Mo Forte** (Running Backs), **George Henshaw** (Offensive Coordinator/Wide Receivers), **Pete Mangurian** (Offensive Line), **Al Miller** (Strength/Conditioning), **Mike Nolan** (Linebackers), **Wade Phillips** (Defensive Coordinator), **Harold Richardson** (Tight Ends/Special Teams), **Ernie Stautner** (Defensive Line), **Charlie Waters** (Defensive Backs).

1992 LEADERS / RANKINGS

INDIVIDUAL	PLAYER	NO.	AFC RANK	NFL RANK	NFL LEADER	NO.
Points	Treadwell	88	8t	17t	Stoyanovich (MIA)	124
Rushing Yards	Green	648	10	20	Smith (DAL)	1,713
Passing Yards	Elway	2,242	8	18	Marino (MIA)	4,116
Passer Rating	Elway	65.7	8	20	Young (SF)	107.0
Receiving Yards	Jackson	745	14	26	Sharpe (GB)	1,461
Receptions	Sharpe	53	14	34t	Sharpe (GB)	108
Interceptions	Henderson/Smith	4	5t	10t	Jones (BUF)	8
Sacks	Fletcher	16	2	4	Simmons (PHI)	19
OFFENSE		NO.	AFC RANK	NFL RANK	NFL LEADER	NO.
Points Per Game		16.4	9	22	San Francisco	26.9
Total Yards Per Game		276.9	8	21	San Francisco	387.2
Yards Per Play		4.8	7t	17t	San Francisco	6.2
Rushing Yards Per Game		93.8	13	25	Buffalo	152.3
Net Passing Yards Per Game		183.2	6	19	San Francisco	253.4
DEFENSE		NO.	AFC RANK	NFL RANK	NFL LEADER	NO.
Points Per Game		20.6	12	19	New Orleans	12.6
Total Yards Per Game		317.7	13	22	Dallas	245.7
Yards Per Play		5.1	11t	16t	New Orleans	4.3
Rushing Yards Per Game		122.7	12	23	Dallas	77.8
Net Passing Yards Per Game		195.0	11	14	Kansas City	158.6

1992 KEY AWARDS

Pro Bowl (3): S Steve Atwater, LB Michael Brooks, TE Shannon Sharpe.
AP All-Pro (2): S Steve Atwater (first team), DT Greg Kragen (second team).

1992 NFL STANDINGS

AFC EAST

Team	W	L	T	Pct	PF	PA
yz-Miami	11	5	0	.688	340	281
x-Buffalo	11	5	0	.688	381	283
Indianapolis	9	7	0	.563	216	302
New York Jets	4	12	0	.250	220	315
New England	2	14	0	.125	205	363

AFC CENTRAL

Team	W	L	T	Pct	PF	PA
*yz-Pittsburgh	11	5	0	.688	299	225
x-Houston	10	6	0	.625	352	258
Cleveland	7	9	0	.438	272	275
Cincinnati	5	11	0	.313	274	364

AFC WEST

Team	W	L	T	Pct	PF	PA
y-San Diego	11	5	0	.688	335	241
x-Kansas City	10	6	0	.625	348	282
Denver	8	8	0	.500	262	329
L.A. Raiders	7	9	0	.438	249	281
Seattle	2	14	0	.125	140	312

NFC EAST

Team	W	L	T	Pct	PF	PA
yz-Dallas	13	3	0	.813	409	243
x-Philadelphia	11	5	0	.688	354	245
x-Washington	9	7	0	.563	300	255
New York Giants	6	10	0	.375	306	367
Phoenix	4	12	0	.250	243	332

NFC CENTRAL

Team	W	L	T	Pct	PF	PA
y-Minnesota	11	5	0	.688	374	249
Green Bay	9	7	0	.563	276	296
Tampa Bay	5	11	0	.313	267	365
Chicago	5	11	0	.313	295	361
Detroit	5	11	0	.313	273	332

NFC WEST

Team	W	L	T	Pct	PF	PA
*yz-San Francisco	14	2	0	.875	431	236
x-New Orleans	12	4	0	.750	330	202
Atlanta	6	10	0	.375	327	414
L.A. Rams	6	10	0	.375	313	383

x - Playoffs; y - Division Title; z - First-round Bye; * - Home-field Advantage

WILD CARD PLAYOFF GAMES

- 1/2 - at San Diego 17, Kansas City 0
- 1/2 - Washington 24, at Minnesota 7
- 1/3 - at Buffalo 41, Houston 38 (OT)
- 1/3 - Philadelphia 36, at New Orleans 20

DIVISIONAL PLAYOFF GAMES

- 1/9 - Buffalo 24, at Pittsburgh 3
- 1/9 - at San Francisco 20, Washington 13
- 1/10 - at Miami 31, San Diego 0
- 1/10 - at Dallas 34, Philadelphia 10

CONFERENCE CHAMPIONSHIPS

- 1/17 - Buffalo 29, at Miami 10
- 1/17 - Dallas 30, at San Francisco 20

SUPER BOWL XXVII (PASADENA, CALIF.)

- 1/31 - Dallas 52, Buffalo 17

1991 FINAL STATISTICS (12-4)

Head Coach: Dan Reeves AFC West: 1st Home Stadium: Mile High Stadium

Date	W-L	Score	Opponent	Attendance	RUSHING	No.	Yds.	Avg.	Long	TD
Sept 1	W	45-14	Cincinnati	72,855	Green	261	1037	4.0	63t	4
Sept 8	L	13-16	at L.A. Raiders	48,569	Lewis	99	376	3.8	27	4
Sept 15	W	16-10	Seattle	74,152	Elway	55	255	4.6	17t	6
Sept 22	W	27-19	San Diego	73,258	Sewell	50	211	4.2	26	2
Sept 29	W	13-6	at Minnesota	55,031	Perryman	21	45	2.1	6	0
Oct 6	L	14-42	at Houston	59,145	Humphrey	11	33	3.0	7	0
Oct 20	W	19-16	Kansas City	75,866	Jackson	2	18	9.0	21	0
Oct 27	W	9-6	at New England	43,994	Sharpe	1	15	15.0	15	0
Nov 3	W	20-13	Pittsburgh	70,973	Kubiak	3	11	3.7	12	0
Nov 10	L	16-17	L.A. Raiders	75,896	Horan	2	9	4.5	9	0
Nov 17	W	24-20	at Kansas City	74,661	Rivers	2	5	2.5	3	0
Nov 24	L	10-13	at Seattle	60,430	BRONCOS	505	2015	4.0	63t	16
Dec 1	W	20-3	New England	67,116	OPPONENTS	411	1794	4.4	49	8
Dec 8	W	17-7	at Cleveland	73,539						
Dec 15	W	24-19	Phoenix	74,098	RECEIVING	No.	Yds.	Avg.	Long	TD
Dec 22	W	17-14	at San Diego	51,449	Young	44	629	14.3	52t	2

TEAM STATISTICS

	Den	Opp
TOTAL FIRST DOWNS	284	242
Rushing	117	81
Passing	150	147
Penalty	17	14
3RD DOWN: MADE/ATT	92/223	64/206
3rd Down Pct.	41.3	31.1
4TH DOWN: MADE/ATT	8/14	7/17
4th Down Pct.	57.1	41.2
POSSESSION AVG.	31:36	28:24
TOTAL NET YARDS	5012	4549
Avg. Per Game	313.3	284.3
Total Plays	1012	939
Avg. Per Play	5.0	4.8
NET YARDS RUSHING	2015	1794
Avg. Per Game	125.9	112.1
Total Rushes	505	411
NET YARDS PASSING	2997	2755
Avg. Per Game	187.3	172.2
Sacked/Yards Lost	46/313	52/346
Gross Yards	3310	3101
Att./Completions	459/246	476/246
Completion Pct.	53.6	51.7
Had Intercepted	12	23
PUNTS/AVERAGE	74/41.2	79/44.5
NET PUNTING AVG.	36.4	39.1
PENALTIES/YARDS	94/715	105/848
FUMBLES/BALL LOST	31/13	26/10
TOUCHDOWNS	32	22
Rushing	16	8
Passing	13	12
Returns	3	2

SCORE BY PERIODS

	1	2	3	4	OT	Total
BRONCOS	42	111	71	80	0	304
OPPONENTS	43	77	49	66	0	235

SCORING

	TD	Ru	Pa	Rt	PAT	FG	S	PTS
Treadwell	0	0	0	0	31/32	27/36	0	112
Elway	6	6	0	0	0/0	0/0	0	36
Green	4	4	0	0	0/0	0/0	0	24
Lewis	4	4	0	0	0/0	0/0	0	24
Sewell	4	2	2	0	0/0	0/0	0	24
V. Johnson	3	0	3	0	0/0	0/0	0	18
Nattiel	2	0	2	0	0/0	0/0	0	12
Young	2	0	2	0	0/0	0/0	0	12
Braxton	1	0	0	1	0/0	0/0	0	6
Dimry	1	0	0	1	0/0	0/0	0	6
Jackson	1	0	1	0	0/0	0/0	0	6
R. Johnson	1	0	1	0	0/0	0/0	0	6
Powers	1	0	0	1	0/0	0/0	0	6
Russell	1	0	1	0	0/0	0/0	0	6
Sharpe	1	0	1	0	0/0	0/0	0	6
BRONCOS	32	16	13	3	31/32	27/36	0	304
OPPONENTS	22	8	12	2	22/22	27/33	0	235

SACKS: Fletcher 13.5, Croel 10.0, Mecklenburg 9.0, Holmes 5.0, Kragen 3.5, Mills 3.0, Walker 3.0, Powers 2.0, Atwater 1.0, Braxton 1.0, Sochia 1.0, **BRONCOS 52.0, OPPONENTS 46.0**

PASSING

	Att.	Comp.	Yds.	Comp.%	Yd./Att.	TD	TD%	Int	Int%	LG	Sack/Lost	Rating
Elway	451	242	3253	53.7	7.21	13	2.9	12	2.7	71	45/305	75.4
Kubiak	5	3	33	60.0	6.60	0	0.0	0	0.0	14	1/8	79.6
Sewell	3	1	24	33.3	8.00	0	0.0	0	0.0	24	0/0	63.2
BRONCOS	459	246	3310	53.6	7.21	13	2.8	12	2.6	71	46/313	75.3
OPPONENTS	476	246	3101	51.7	6.51	12	2.5	23	4.8	63	52/346	60.6

RECEIVING

	No.	Yds.	Avg.	Long	TD
Young	44	629	14.3	52t	2
Sewell	38	436	11.5	60	2
Jackson	33	603	18.3	71	1
Sharpe	22	322	14.6	37	1
Russell	21	317	15.1	40	1
V. Johnson	21	208	9.9	22	3
Perryman	17	171	10.1	24	0
Nattiel	16	288	18.0	70t	2
Green	13	78	6.0	13	0
Kay	11	139	12.6	32	0
R. Johnson	6	73	12.2	31	1
Lewis	2	9	4.5	7	0
Elway	1	24	24.0	24	0
B. Johnson	1	13	13.0	13	0
BRONCOS	246	3310	13.5	71	13
OPPONENTS	246	3101	12.6	63	12

INTERCEPTIONS

	No.	Yds.	Avg.	Long	TD
Atwater	5	104	20.8	49	0
D. Smith	5	60	12.0	39	0
Braxton	4	55	13.8	52t	1
Dimry	3	35	11.7	26t	1
Henderson	2	53	26.5	53	0
Brooks	2	7	3.5	9	0
Robbins	1	35	35.0	35	0
Lang	1	30	30.0	30	0
BRONCOS	23	379	16.5	53	2
OPPONENTS	12	101	8.4	43	0

PUNTING

	No.	Yds.	Avg.	Net	TB	In20	Long	B
Horan	72	3012	41.8	36.7	8	24	71	1
Elway	1	34	34.0	14.0	1	0	34	0
BRONCOS	74	3046	41.2	36.4	9	24	71	1
OPPONENTS	79	3513	44.5	39.1	7	17	63	0

PUNT RETURNS

	No.	FC	Yds.	Avg.	Long	TD
V. Johnson	24	14	174	7.3	20	0
Nattiel	10	2	43	4.3	17	0
Clark	7	1	67	9.6	18	0
BRONCOS	41	17	284	6.9	20	0
OPPONENTS	28	14	170	6.1	23	0

KICKOFF RETURNS

	No.	Yds.	Avg.	Long	TD
Montgomery	26	488	18.8	55	0
Russell	7	120	17.1	30	0
Clark	2	45	22.5	29	0
Lewis	1	20	20.0	20	0
Sewell	1	14	14.0	14	0
BRONCOS	37	687	18.6	55	0
OPPONENTS	62	1096	17.7	38	0

FIELD GOALS

	1-19	20-29	30-39	40-49	50+
Treadwell	5/5	10/10	9/12	3/9	0/0
OPPONENTS	2/2	11/13	7/10	7/7	0/1

TREADWELL: (30N,42N,19G) (22G,47G) (17G, 25G,35G) (34G,23G) (37G,42G) (31 N) (39G, 30G, 25G,27G) (35G, 18G,47N,34G) (28G,21G, 45N) (19G,48N) (37G,35N) (47N,23G) (20G, 24G) (37G) (18G) (42G,45N)
OPPONENTS: (29G,23G,34G,32N) (28G) (41G, 43G,43G, 36G) (49G,25G) (32N) (32G,48G,25G) (20G,17G,25N) (26G,39G,24N) (20G,37N) (19G, 27G)(36G,42G) (23G) (52N,33G,45G,28G,38G)

1991 DEFENSIVE STATS

(based on coaches' film review)

	TT	UT	A	S-YDS	I-YDS	PD	FF	FR
1 Brooks	153	96	57	0-0	2-7	6	0	0
2 Atwater	150	83	67	1-5	5-104	11	1	1
3 Mecklenburg	130	73	57	9-68	0-0	3	1	0
4 D. Smith	110	67	43	0-0	5-60	12	1	1
5 Kragen	92	61	31	3.5-16	0-0	2	0	0
Braxton	92	57	35	1-8	4-55	12	1	1
7 Fletcher	89	46	43	13.5-92	0-0	3	2	1
8 Croel	84	55	29	10-65	0-0	2	4	0
9 Henderson	82	53	29	0-0	2-53	8	0	0
10 Holmes	44	21	23	5-32	0-0	4	0	0
11 Powers	42	25	17	2-22	0-0	2	0	2
12 Dimry	38	21	17	0-0	3-35	17	0	1
13 Traylor	31	16	15	0-0	0-0	0	0	0
Walker	31	16	15	3-23	0-0	0	1	0
15 Robbins	29	24	5	0-0	1-35	11	0	0
16 Mills	23	16	7	3-26	0-0	1	1	0
17 Lucas	15	8	7	0-0	0-0	1	0	0
18 Sochia	12	10	2	1-6	0-0	0	0	1
19 Lang	10	4	6	0-0	1-30	4	0	0
20 Carreker	6	0	6	0-0	0-0	0	0	0
21 Montgomery	5	3	2	0-0	0-0	0	1	1
22 Haliburton	2	0	2	0-0	0-0	0	0	0
23 Kartz	0	0	0	0-0	0-0	0	0	1
Szymanski	0	0	0	0-0	0-0	1	0	0
TOTALS	1,270	755	515	52-363	23-379	100	13	10

1991 GAMES STARTED

OFFENSE	DEFENSE
QB Elway, John	16 DE Carreker, Alphonso
RB Green, Gaston	12 DE Holmes, Ron
RB Lewis, Greg	4 DE Powers, Warren
FB Perryman, Robert	7 DE Sochia, Brian
WR Jackson, Mark	10 DE Walker, Kenny
WR Russell, Derek	5 NT Kragen, Greg
WR Sewell, Steve	1 LB Brooks, Michael
WR Young, Michael	13 LB Croel, Mike
TE Johnson, Reggie	3 LB Fletcher, Simon
TE Kay, Clarence	16 LB Lucas, Tim
TE Sharpe, Shannon	9 LB Mecklenburg, Karl
C Kartz, Keith	16 LB Mills, Jeff
T Davidson, Jeff	14 LB Traylor, Keith
T Hamilton, Darrell	2 CB Braxton, Tyrone
T Lanier, Ken	16 CB Dimry, Charles
G Farrell, Sean	4 CB Henderson, Wymon
G Ker, Crawford	10 CB Robbins, Randy
G Widell, Dave	2 S Atwater, Steve
G Widell, Doug	16 S Smith, Dennis

1991 COACHES

Dan Reeves (Head Coach), **Marvin Bass** (Special Assistant), **Barney Chavous** (Defensive Assistant), **Mo Forte** (Running Backs), **Chan Gailey** (Offensive Coordinator/Wide Receivers), **George Henshaw** (Offensive Line), **Earl Leggett** (Defensive Line), **Pete Mangurian** (Tight Ends/Asst. Offensive Line), **Al Miller** (Strength/Conditioning), **Mike Nolan** (Linebackers), **Wade Phillips** (Defensive Coordinator), **Harold Richardson** (Special Teams), **Mike Shanahan** (Quarterbacks), **Charlie Waters** (Defensive Backs).

1991 LEADERS / RANKINGS

INDIVIDUAL	PLAYER	NO.	AFC RANK	NFL RANK	NFL LEADER	NO.
Points	Treadwell	112	3	6	Lohmiller (WAS)	149
Rushing Yards	Green	1,037	2	6	Smith (DAL)	1,563
Passing Yards	Elway	3,253	6	8	Moon (HOU)	4,690
Passer Rating	Elway	75.4	9	19	Young (SF)	101.8
Receiving Yards	Young	629	24	47	Irvin (DAL)	1,523
Receptions	Young	44	29t	63t	Jeffries (HOU)	100
Interceptions	Atwater/D. Smith	5	4t	8t	Lott (LAR)	8
Sacks	Fletcher	13.5	2t	4t	Swilling (NO)	17.0
OFFENSE		NO.	AFC RANK	NFL RANK	NFL LEADER	NO.
Points Per Game		19.0	6	12	Washington	30.3
Total Yards Per Game		313.3	6	12	Buffalo	390.8
Yards Per Play		5.0	5t	12t	San Francisco	5.9
Rushing Yards Per Game		125.9	5	8	Buffalo	148.8
Net Passing Yards Per Game		187.3	10	17	Houston	300.3
DEFENSE		NO.	AFC RANK	NFL RANK	NFL LEADER	NO.
Points Per Game		14.7	1	3	New Orleans	13.2
Total Yards Per Game		284.3	1	5	Philadelphia	221.8
Yards Per Play		4.8	1t	4t	Philadelphia	3.9
Rushing Yards Per Game		112.1	9	19	Philadelphia	71.0
Net Passing Yards Per Game		172.2	1	3	Philadelphia	150.8

1991 KEY AWARDS

Pro Bowl (5): S Steve Atwater, QB John Elway, RB Gaston Green, LB Karl Mecklenburg, S Dennis Smith. **AP All-Pro (1):** S Steve Atwater (first team). **AP NFL Defensive Rookie of the Year:** LB Mike Croel. **K.C. 101 Club AFC Coach of the Year:** Dan Reeves.

1991 NFL STANDINGS

AFC EAST

Team	W	L	T	Pct	PF	PA
*yz-Buffalo	13	3	0	.813	458	318
x-New York Jets	8	8	0	.500	314	293
Miami	8	8	0	.500	343	349
New England	6	10	0	.375	211	305
Indianapolis	1	15	0	.063	143	381

AFC CENTRAL

Team	W	L	T	Pct	PF	PA
y-Houston	11	5	0	.688	386	251
Pittsburgh	7	9	0	.438	292	344
Cleveland	6	10	0	.375	293	298
Cincinnati	3	13	0	.188	263	435

AFC WEST

Team	W	L	T	Pct	PF	PA
yz-Denver	12	4	0	.750	304	235
x-Kansas City	10	6	0	.625	322	252
x-L.A. Raiders	9	7	0	.563	298	297
Seattle	7	9	0	.438	276	261
San Diego	4	12	0	.250	274	342

NFC EAST

Team	W	L	T	Pct	PF	PA
*yz-Washington	14	2	0	.875	485	224
x-Dallas	11	5	0	.688	342	310
Philadelphia	10	6	0	.625	285	244
New York Giants	8	8	0	.500	281	297
Phoenix	4	12	0	.250	196	344

NFC CENTRAL

Team	W	L	T	Pct	PF	PA
yz-Detroit	12	4	0	.750	339	295
x-Chicago	11	5	0	.688	299	269
Minnesota	8	8	0	.500	301	306
Green Bay	4	12	0	.250	273	313
Tampa Bay	3	13	0	.188	199	365

NFC WEST

Team	W	L	T	Pct	PF	PA
y-New Orleans	11	5	0	.688	341	211
x-Atlanta	10	6	0	.625	361	338
San Francisco	10	6	0	.625	393	239
L.A. Rams	3	13	0	.188	234	390

x - Playoffs; y - Division Title; z - First-round Bye; * - Home-field Advantage

WILD CARD PLAYOFF GAMES

12/28 - at Kansas City 10, L.A. Raiders 6
12/28 - Atlanta 27, at New Orleans 20
12/29 - at Houston 17, New York Jets 10
12/29 - Dallas 17, at Chicago 13

DIVISIONAL PLAYOFF GAMES

1/4 - at Denver 26, Houston 24
1/4 - at Washington 24, Atlanta 7
1/5 - at Buffalo 37, Kansas City 14
1/5 - at Detroit 38, Dallas 6

CONFERENCE CHAMPIONSHIPS

1/12 - at Buffalo 10, Denver 7
1/12 - at Washington 41, Detroit 10

SUPER BOWL XXVI (MINNEAPOLIS)

1/26 - Washington 37, Buffalo 24

1990 FINAL STATISTICS (5-11)

Head Coach: Dan Reeves AFC West: 5th Home Stadium: Mile High Stadium

Date	W-L	Score	Opponent	Attendance	RUSHING	No.	Yds.	Avg.	Long	TD
Sept 9	L	9-14	at L.A. Raiders	54,206	Humphrey	288	1202	4.2	37t	7
Sept 17	W	24-23	Kansas City	75,277	Elway	50	258	5.2	21	3
Sept 23	W	34-31	Seattle (OT)	75,290	Winder	42	120	2.9	19	2
Sept 30	L	28-29	at Buffalo	74,393	Bratton	27	82	3.0	10	3
Oct 8	L	29-30	Cleveland	74,814	Ezor	23	81	3.5	15	0
Oct 14	L	17-34	Pittsburgh	74,285	Kubiak	9	52	5.8	18	0
Oct 21	W	27-17	at Indianapolis	29,850	Sewell	17	46	2.7	8	3
Nov 4	L	22-27	at Minnesota	57,331	Jackson	5	28	5.6	16t	1
Nov 11	L	7-19	at San Diego	59,557	Porter	1	3	3.0	3	0
Nov 18	L	13-16	Chicago (OT)	75,013	BRONCOS	462	1872	4.1	37t	19
Nov 22	L	27-40	at Detroit	73,896	OPPONENTS	456	1963	4.3	62t	16
Dec 2	L	20-23	L.A. Raiders	74,162	RECEIVING	No.	Yds.	Avg.	Long	TD
Dec 9	L	20-31	at Kansas City	74,347	Jackson	57	926	16.2	66	4
Dec 16	W	20-10	San Diego	64,919	Johnson	54	747	13.8	49	3
Dec 23	L	12-17	at Seattle	55,845	Kay	39	282	9.7	22	0
Dec 30	W	22-13	Green Bay	46,943	Bratton	29	276	9.5	63	1

TEAM STATISTICS

TOTAL FIRST DOWNS

	Den	Opp
Rushing	126	110
Passing	170	181
Penalty	27	15

3RD DOWN: MADE/ATT

	Den	Opp
3rd Down Pct.	41.5	43.1

4TH DOWN: MADE/ATT

	Den	Opp
4th Down Pct.	50.0	58.3

POSSESSION AVG.

	Den	Opp
POSSESSION AVG.	30:50	29:10

TOTAL NET YARDS

	Den	Opp
TOTAL NET YARDS	5213	5345

Avg. Per Game

	Den	Opp
Avg. Per Game	325.8	334.1

Total Plays

	Den	Opp
Total Plays	1035	969

Avg. Per Play

	Den	Opp
Avg. Per Play	5.0	5.5

NET YARDS RUSHING

	Den	Opp
NET YARDS RUSHING	1872	1963

Avg. Per Game

	Den	Opp
Avg. Per Game	117.0	122.7

Total Rushes

	Den	Opp
Total Rushes	462	456

NET YARDS PASSING

	Den	Opp
NET YARDS PASSING	3341	3382

Avg. Per Game

	Den	Opp
Avg. Per Game	208.8	211.4

Sacked/Yards Lost

	Den	Opp
Sacked/Yards Lost	46/330	34/289

Gross Yards

	Den	Opp
Gross Yards	3671	3671

Att./Completions

	Den	Opp
Att./Completions	527/305	479/284

Completion Pct.

	Den	Opp
Completion Pct.	57.9	59.3

Had Intercepted

	Den	Opp
Had Intercepted	18	10

PUNTS/AVERAGE

	Den	Opp
PUNTS/AVERAGE	60/43.5	62/41.4

NET PUNTING AVG.

	Den	Opp
NET PUNTING AVG.	38.5	35.6

PENALTIES/YARDS

	Den	Opp
PENALTIES/YARDS	108/775	105/824

FUMBLES/BALL LOST

	Den	Opp
FUMBLES/BALL LOST	30/14	36/15

TOUCHDOWNS

	Den	Opp
TOUCHDOWNS	36	43

Rushing

	Den	Opp
Rushing	19	16

Passing

	Den	Opp
Passing	15	22

Returns

	Den	Opp
Returns	2	5

SCORE BY PERIODS

	1	2	3	4	OT	Total
BRONCOS	87	120	46	75	3	331
OPPONENTS	60	85	96	131	3	374

SCORING

	TD	Ru	Pa	Rt	PAT	FG	S	PTS
Treadwell	0	0	0	0	34/36	25/34	0	109

Humphrey	7	7	0	0	0/0	0/0	0	42
----------	---	---	---	---	-----	-----	---	----

Jackson	5	1	4	0	0/0	0/0	0	30
---------	---	---	---	---	-----	-----	---	----

Bratton	4	3	1	0	0/0	0/0	0	24
---------	---	---	---	---	-----	-----	---	----

Young	4	0	4	0	0/0	0/0	0	24
-------	---	---	---	---	-----	-----	---	----

Elway	3	3	0	0	0/0	0/0	0	18
-------	---	---	---	---	-----	-----	---	----

Johnson	3	0	3	0	0/0	0/0	0	18
---------	---	---	---	---	-----	-----	---	----

Sewell	3	3	0	0	0/0	0/0	0	18
--------	---	---	---	---	-----	-----	---	----

Nattiel	2	0	2	0	0/0	0/0	0	12
---------	---	---	---	---	-----	-----	---	----

Winder	2	2	0	0	0/0	0/0	0	12
--------	---	---	---	---	-----	-----	---	----

Mecklenburg	1	0	0	1	0/0	0/0	1	8
-------------	---	---	---	---	-----	-----	---	---

Henderson	1	0	0	1	0/0	0/0	0	6
-----------	---	---	---	---	-----	-----	---	---

Sharpe	1	0	1	0	0/0	0/0	0	6
--------	---	---	---	---	-----	-----	---	---

Fletcher	0	0	0	0	0/0	0/0	1	2
----------	---	---	---	---	-----	-----	---	---

TEAM	0	0	0	0	0/0	0/0	1	2
------	---	---	---	---	-----	-----	---	---

BRONCOS	36	19	15	2	34/36	25/34	3	131
----------------	-----------	-----------	-----------	----------	--------------	--------------	----------	------------

OPPONENTS	43	16	22	5	38/43	26/33	0	374
------------------	-----------	-----------	-----------	----------	--------------	--------------	----------	------------

SACKS: Fletcher 11.0, Mecklenburg 5.0, Powers 4.0, Holmes 3.0, Brooks 2.0, Galloway 2.0, Kragen 2.0, Atwater 1.0, Dennison 1.0, Lucas 1.0, Townsend 1.0, **BRONCOS 34.0, OPPONENTS 46.0**

PASSING

Elway	50
-------	----

Kubiak	22	11	145	50.0	6.59	0	0.0	4	18.2	36	3/19	31.6
--------	----	----	-----	------	------	---	-----	---	------	----	------	------

Humphrey	2	0	0	0.0	0.00	0	0.0	0	0.0	0	0/0	39.6
----------	---	---	---	-----	------	---	-----	---	-----	---	-----	------

Sewell	1	0	0	0.0	0.00	0	0.0	0	0.0	0	0/0	39.6
--------	---	---	---	-----	------	---	-----	---	-----	---	-----	------

BRONCOS	527	305	3671	57.9	6.97	15	2.8	18	3.4	66	46/330	74.6
----------------	------------	------------	-------------	-------------	-------------	-----------	------------	-----------	------------	-----------	---------------	-------------

OPPONENTS	479	284	3671	59.3	7.66	22	4.6	10	2.1	90	34/289	90.0
------------------	------------	------------	-------------	-------------	-------------	-----------	------------	-----------	------------	-----------	---------------	-------------

BRONCOS OPPONENTS

RECEIVING

	No.	Yds.	Avg.	Long	TD
Jackson	57	926	16.2	66	4

Johnson	54	747	13.8	49	3
---------	----	-----	------	----	---

Kay	39	282	9.7	22	0
-----	----	-----	-----	----	---

Bratton	29	276	9.5	63	1
---------	----	-----	-----	----	---

Young	28	385	13.8	42	4
-------	----	-----	------	----	---

Sewell	26	268	10.3	36	0
--------	----	-----	------	----	---

Humphrey	24	152	6.3	26	0
----------	----	-----	-----	----	---

Nattiel	18	297	16.5	52t	2
---------	----	-----	------	-----	---

Winder	17	145	8.5	17	0
--------	----	-----	-----	----	---

Mobley	8	41	5.1	9	0
--------	---	----	-----	---	---

Sharpe	7	99	14.1	33	1
--------	---	----	------	----	---

Porter	4	44	11.0	16	0
--------	---	----	------	----	---

Verhulst	3	13	4.3	6	0
----------	---	----	-----	---	---

Lanier	1	-4	-4.0	-4	0
--------	---	----	------	----	---

BRONCOS OPPONENTS

	No.	Yds.	Avg.	Long	TD
Henderson	2	71	35.5	49t	1

Montgomery	2	43	21.5	24	0
------------	---	----	------	----	---

Atwater	2	32	16.0	27	0
---------	---	----	------	----	---

Plummer	1	16	16.0	16	0
---------	---	----	------	----	---

D. Smith	1	13	13.0	13	0
----------	---	----	------	----	---

Braxton	1	10	10.0	10	0
---------	---	----	------	----	---

Lang	1	5	5.0	5	0
------	---	---	-----	---	---

BRONCOS OPPONENTS

	No.	Yds.	Avg.	Long	TD
Horan	58	2575	44.4	38.9	6

Elway	1	37	37.0	17.0	1
-------	---	----	------	------	---

BRONCOS OPPONENTS

	No.	Yds.	Avg.	Long	TD
Horan	58	2575	44.4	38.9	6

Elway	1	37	37.0	17.0	1
-------	---	----	------	------	---

BRONCOS OPPONENTS

	No.	Yds.	Avg.	Long	TD
Horan	58	2575	44.4	38.9	6

Elway	1	37	37.0	17.0	1
-------	---	----	------	------	---

BRONCOS OPPONENTS

	No.	Yds.	Avg.	Long	TD
Horan	58	2575	44.4	38.9	6

Elway	1	37	37.0	17.0	1
-------	---	----	------	------	---

BRONCOS OPPONENTS

	No.	Yds.	Avg.	Long	TD
Horan	58	2575	44.4	38.9	6

Elway	1	37	37.0	17.0	1
-------	---	----	------	------	---

BRONCOS OPPONENTS

</

1990 DEFENSIVE STATS

(based on coaches' film review)

	TT	UT	A	S-YDS	I-YDS	PD	FF	FR
1 Brooks	175	102	73	2-17	0-0	2	2	0
2 Atwater	173	112	61	1-5	2-32	4	2	0
3 Mecklenburg	116	67	49	5-45	0-0	1	0	2
4 D. Smith	110	63	47	0-0	1-13	8	1	2
5 Fletcher	97	55	42	11-90	0-0	1	4	1
6 Henderson	88	57	31	0-0	2-71	5	0	1
7 Kragen	81	46	35	2-9	0-0	5	3	2
8 Powers	77	43	34	4-31	0-0	1	2	0
9 Munford	70	39	31	0-0	0-0	0	0	0
10 Robbins	68	43	25	0-0	0-0	5	0	2
11 Montgomery	53	37	16	0-0	2-43	6	0	0
12 Corrington	43	23	20	0-0	0-0	5	1	1
13 Holmes	40	27	13	3-23	0-0	6	1	0
14 Lucas	32	16	16	1-7	0-0	0	1	1
15 Szymanski	30	13	17	0-0	0-0	0	0	0
16 Curtis	24	14	10	0-0	0-0	0	0	0
17 E. Smith	23	15	8	0-0	0-0	3	1	1
18 Braxton	17	11	6	0-0	1-10	2	0	0
19 Galloway	15	11	4	2-12	0-0	1	0	0
Townsend	15	8	7	1-12	0-0	1	0	0
21 Clark	9	6	3	0-0	0-0	0	0	0
22 Lang	8	6	2	0-0	1-5	3	1	1
23 Dennison	7	7	0	1-10	0-0	0	0	0
Haliburton	7	3	4	0-0	0-0	0	0	0
25 Team	0	0	0	1-28	0-0	0	0	0
Plummer	0	0	0	0-0	1-16	1	0	0
TOTALS	1,378	824	554	34-289	10-190	60	19	14

1990 GAMES STARTED

OFFENSE

QB Elway, John	16
RB Humphrey, Bobby	14
RB Winder, Sammy	2
FB Bratton, Melvin	3
FB Porter, Kerry	3
FB Sewell, Steve	1
WR Jackson, Mark	15
WR Johnson, Vance	13
WR Nattiel, Ricky	3
WR Sharpe, Shannon	2
WR Young, Michael	1
TE Kay, Clarence	14
TE Mobley, Orson	8
TE Verhulst, Chris	1
C Kartz, Keith	16
T Hamilton, Darrell	8
T Lanier, Ken	16
T Perry, Gerald	8
G Juriga, Jim	11
G Widell, Dave	5
G Widell, Doug	16

DEFENSE

DE Holmes, Ron	10
DE Powers, Warren	16
DE Szymanski, Jim	6
NT Kragen, Greg	16
LB Brooks, Michael	16
LB Curtis, Scott	1
LB Fletcher, Simon	16
LB Lucas, Tim	5
LB Mecklenburg, Karl	16
LB Munford, Marc	10
CB Braxton, Tyrone	2
CB Henderson, Wymon	15
CB Montgomery, Alton	4
CB Robbins, Randy	9
CB Smith, Elliot	3
S Atwater, Steve	15
S Corrington, Kip	1
S Smith, Dennis	15

1990 COACHES

Dan Reeves (Head Coach), **Marvin Bass** (Special Assistant), **Barney Chavous** (Defensive Assistant), **Mo Forte** (Running Backs), **Chan Gailey** (Offensive Coordinator/Wide Receivers), **George Henshaw** (Offensive Line), **Earl Leggett** (Defensive Line), **Pete Mangurian** (Tight Ends/Asst. Offensive Line), **Al Miller** (Strength/Conditioning), **Mike Nolan** (Linebackers), **Wade Phillips** (Defensive Coordinator), **Harold Richardson** (Special Teams), **Mike Shanahan** (Quarterbacks), **Charlie Waters** (Defensive Backs).

1990 LEADERS / RANKINGS

INDIVIDUAL	PLAYER	NO.	AFC RANK	NFL RANK	NFL LEADER	NO.
Points	Treadwell	109	3	6	Lowery (KC)	139
Rushing Yards	Humphrey	1,202	3	5	Sanders (DET)	1,304
Passing Yards	Elway	3,526	3	5	Moon (HOU)	4,689
Passer Rating	Elway	78.5	7	14	Kelly (BUF)	101.2
Receiving Yards	Jackson	926	8	15	Rice (SF)	1,502
Receptions	Jackson	57	12t	24t	Rice (SF)	100
Interceptions	Henderson/Mont./Atwater	2	33	75t	Carrier (CHI)	10
Sacks	Fletcher	11	10	14t	Thomas (KC)	20
OFFENSE		NO.	AFC RANK	NFL RANK	NFL LEADER	NO.
Points Per Game		20.7	7	16	Buffalo	26.8
Total Yards Per Game		325.8	4	8	Houston	388.9
Yards Per Play		5.0	9t	16t	Houston	6.2
Rushing Yards Per Game		117.0	8	14	Philadelphia	159.8
Net Passing Yards Per Game		208.8	3	7	Houston	300.3
DEFENSE		NO.	AFC RANK	NFL RANK	NFL LEADER	NO.
Points Per Game		23.4	12	23	New York Giants	13.2
Total Yards Per Game		334.1	10	20	Pittsburgh	257.2
Yards Per Play		5.5	11t	22t	Pittsburgh	4.4
Rushing Yards Per Game		122.7	9	17	Philadelphia	73.1
Net Passing Yards Per Game		211.4	11	21	Pittsburgh	156.3

1990 KEY AWARDS

Pro Bowl (3): S Steve Atwater, RB Bobby Humphrey, S Dennis Smith.

1990 NFL STANDINGS

AFC EAST

Team	W	L	T	Pct	PF	PA
*yz-Buffalo	13	3	0	.813	428	263
x-Miami	12	4	0	.750	336	242
Indianapolis	7	9	0	.438	281	353
New York Jets	6	10	0	.375	295	345
New England	1	15	0	.063	181	446

AFC CENTRAL

Team	W	L	T	Pct	PF	PA
y-Cincinnati	9	7	0	.563	360	352
x-Houston	9	7	0	.563	405	307
Pittsburgh	9	7	0	.563	292	240
Cleveland	3	13	0	.188	228	462

AFC WEST

Team	W	L	T	Pct	PF	PA
yz-L.A. Raiders	12	4	0	.750	337	268
x-Kansas City	11	5	0	.688	369	257
Seattle	9	7	0	.563	306	286
San Diego	6	10	0	.375	315	281
Denver	5	11	0	.313	331	374

NFC EAST

Team	W	L	T	Pct	PF	PA
yz-New York Giants	13	3	0	.813	335	211
x-Philadelphia	10	6	0	.625	396	299
x-Washington	10	6	0	.625	381	301
Dallas	7	9	0	.438	244	308
Phoenix	5	11	0	.313	268	396

NFC CENTRAL

Team	W	L	T	Pct	PF	PA
y-Chicago	11	5	0	.688	348	280
Tampa Bay	6	10	0	.375	264	367
Detroit	6	10	0	.375	373	413
Green Bay	6	10	0	.375	271	347
Minnesota	6	10	0	.375	351	326

NFC WEST

Team	W	L	T	Pct	PF	PA
*yz-San Francisco	14	2	0	.875	353	239
x-New Orleans	8	8	0	.500	274	275
Atlanta	5	11	0	.313	348	365
L.A. Rams	5	11	0	.313	345	412

x - Playoffs; y - Division Title; z - First-round Bye; * - Home-field Advantage

WILD CARD PLAYOFF GAMES

1/5 - at Miami 17, Kansas City 16
 1/5 - Washington 20, at Philadelphia 6
 1/6 - at Cincinnati 41, Houston 14
 1/6 - at Chicago 16, New Orleans 6

DIVISIONAL PLAYOFF GAMES

1/12 - at Buffalo 44, Miami 34
 1/12 - at San Francisco 28, Washington 10
 1/13 - at L.A. Raiders 20, Cincinnati 10
 1/13 - at New York Giants 31, Chicago 3

CONFERENCE CHAMPIONSHIPS

1/20 - at Buffalo 51, L.A. Raiders 3
 1/20 - New York Giants 15, at San Francisco 13

SUPER BOWL XXV (TAMPA, FLA.)

1/27 - New York Giants 20, Buffalo 19

1989 FINAL STATISTICS (II-5)

Head Coach: Dan Reeves AFC West: 1st Home Stadium: Mile High Stadium

Date	W-L	Score	Opponent	Attendance	RUSHING	No.	Yds.	Avg.	Long	TD
Sept 10	W	34-20	Kansas City	74,284	Humphrey	294	1151	3.9	40	7
Sept 18	W	28-18	at Buffalo	78,176	Winder	110	351	3.2	16	2
Sept 24	W	31-21	L.A. Raiders	75,754	Elway	48	244	5.1	31	3
Oct 1	L	13-16	at Cleveland	78,637	Alexander	45	146	3.2	11	2
Oct 8	W	16-10	San Diego	75,222	Bratton	30	108	3.6	9	1
Oct 15	W	14-3	Indianapolis	74,680	Sewell	7	44	6.3	10	0
Oct 22	W	24-21	at Seattle (OT)	62,353	Kubiak	15	35	2.3	10	0
Oct 29	L	24-28	Philadelphia	75,065	Jackson	5	13	2.6	8	0
Nov 5	W	34-7	Pittsburgh	74,739	BRONCOS	554	2092	3.8	40	15
Nov 12	W	16-13	at Kansas City	76,245	OPPONENTS	426	1580	3.7	24	10
Nov 20	W	14-10	at Washington	52,975						
Nov 26	W	41-14	Seattle	75,117	RECEIVING	No.	Yds.	Avg.	Long	TD
Dec 3	L	13-16	at L.A. Raiders (OT)	87,560	Johnson	76	1095	14.4	69	7
Dec 10	L	7-14	New York Giants	63,283	Jackson	28	446	15.9	49	2
Dec 16	W	37-0	at Phoenix	56,071	Sewell	25	416	16.6	56	3
Dec 24	L	16-19	at San Diego	50,524	Young	22	402	18.3	47	2

TEAM STATISTICS	Den	Opp
TOTAL FIRST DOWNS	308	246
Rushing	125	90
Passing	163	142
Penalty	20	14
3RD DOWN: MADE/ATT	111/240	73/216
3rd Down Pct.	46.3	33.8
4TH DOWN: MADE/ATT	2/9	12/24
4th Down Pct.	22.2	50.0
POSSESSION AVG.	32:17	27:43
TOTAL NET YARDS	5093	4407
Avg. Per Game	318.3	275.4
Total Plays	1071	977
Avg. Per Play	4.8	4.5
NET YARDS RUSHING	2092	1580
Avg. Per Game	130.8	98.8
Total Rushes	554	426
NET YARDS PASSING	3001	2827
Avg. Per Game	187.6	176.7
Sacked/Yards Lost	43/351	47/374
Gross Yards	3352	3201
Att./Completions	474/256	504/268
Completion Pct.	54.0	53.2
Had Intercepted	20	21
PUNTS/AVERAGE	80/39.8	84/41.0
NET PUNTING AVG.	33.7	35.0
PENALTIES/YARDS	83/594	102/823
FUMBLES/BALL LOST	26/12	43/22
TOUCHDOWNS	40	25
Rushing	15	10
Passing	21	13
Returns	4	2

SCORE BY PERIODS	1	2	3	4	OT	Total
BRONCOS	84	114	57	104	3	362
OPPONENTS	44	53	50	76	3	226

SCORING	TD	Ru	Pa	Rt	PAT	FG	S	PTS
Treadwell	0	0	0	0	39/40	27/33	0	120
Humphrey	8	7	1	0	0/0	0/0	0	48
Johnson	7	0	7	0	0/0	0/0	0	42
Bratton	4	1	3	0	0/0	0/0	0	24
Elway	3	3	0	0	0/0	0/0	0	18
Sewell	3	0	3	0	0/0	0/0	0	18
Alexander	2	2	0	0	0/0	0/0	0	12
Jackson	2	0	2	0	0/0	0/0	0	12
Kay	2	0	2	0	0/0	0/0	0	12
Winder	2	2	0	0	0/0	0/0	0	12
Young	2	0	2	0	0/0	0/0	0	12
Braxton	1	0	0	1	0/0	0/0	0	6
Kragen	1	0	0	1	0/0	0/0	0	6
Mecklenburg	1	0	0	1	0/0	0/0	0	6
Nattiel	1	0	1	0	0/0	0/0	0	6
Robbins	1	0	0	1	0/0	0/0	0	6
Brooks	0	0	0	0	0/0	0/0	1	2
BRONCOS	40	15	21	4	39/40	27/33	1	362
OPPONENTS	25	10	13	2	25/25	17/27	0	226

SACKS: Fletcher 12, Holmes 9, Mecklenburg 7.5, Carreker 5.5, Powers 3, Kragen 2, Lucas 2, Townsend 2, Brooks 1, Dennison 1, McCullough 1, Munford 1, **BRONCOS 47.0, OPPONENTS 43.0**

PASSING	Att.	Comp.	Yds.	Comp.%	Yd./Att.	TD	TD%	Int	Int%	LG	Sack/Lost	Rating
Elway	416	223	3051	53.6	7.33	18	4.3	18	4.3	69	35/298	73.7
Kubiak	55	32	284	58.2	5.16	2	3.6	2	3.6	22	8/53	69.1
Humphrey	2	1	17	50.0	8.50	1	50.0	0	0.0	17t	0/0	118.8
Johnson	1	0	0	0.0	0.00	0	0.0	0	0.0	0	0/0	39.6
BRONCOS	474	256	3352	54.0	7.07	21	4.4	20	4.2	69	43/351	73.7
OPPONENTS	504	268	3201	53.2	6.35	13	2.6	21	4.2	75t	47/374	64.1

RECEIVING	No.	Yds.	Avg.	Long	TD
Johnson	76	1095	14.4	69	7
Jackson	28	446	15.9	49	2
Sewell	25	416	16.6	56	3
Young	22	402	18.3	47	2
Humphrey	22	156	7.1	13	1
Kay	21	197	9.4	20t	2
Mobley	17	200	11.8	36	0
Winder	14	91	6.5	19	0
Nattiel	10	183	18.3	43	1
Bratton	10	69	6.9	17t	3
Alexander	8	84	10.5	28	0
Kelly	3	13	4.3	6	0
BRONCOS	256	3352	13.1	69	21
OPPONENTS	268	3201	11.9	75t	13

INTERCEPTIONS	No.	Yds.	Avg.	Long	TD
Braxton	6	103	17.2	34t	1
Henderson	3	58	19.3	25	0
Atwater	3	34	11.3	30	0
D. Smith	2	78	39.0	50	0
Robbins	2	18	9.0	18t	1
Munford	2	16	8.0	10	0
Corrington	1	8	8.0	8	0
Carrington	1	2	2.0	2	0
Dennison	1	1	1.0	1	0
BRONCOS	21	318	15.1	50	2
OPPONENTS	20	194	9.7	32t	1

PUNTING	No.	Yds.	Avg.	Net	TB	In20	Long	B
Horan	77	3111	40.4	34.3	5	24	63	0
Elway	1	34	34.0	14.0	1	0	34	0
Kubiak	2	43	21.5	21.5	0	1	29	0
BRONCOS	80	3188	39.8	33.7	6	25	63	0
OPPONENTS	84	3440	41.0	35.0	8	18	64	0

PUNT RETURNS	No.	FC	Yds.	Avg.	Long	TD
Bell	21	3	143	6.8	24	0
Johnson	12	6	118	9.8	34	0
Nattiel	9	0	77	8.6	38	0
Woods	2	0	6	3.0	11	0
Carrington	1	0	0	0.0	0	0
BRONCOS	45	9	344	7.6	38	0
OPPONENTS	28	18	370	13.2	52	0

KICKOFF RETURNS	No.	Yds.	Avg.	Long	TD
Bell	30	602	20.1	33	0
Carrington	6	152	25.3	68	0
Humphrey	4	86	21.5	29	0
Bratton	2	19	9.5	10	0
Woods	1	17	17.0	17	0
BRONCOS	43	876	20.4	68	0
OPPONENTS	72	1256	17.4	36	0

FIELD GOALS	1-19	20-29	30-39	40-49	50+
Treadwell	3/3	13/14	8/8	3/7	0/1
OPPONENTS	0/0	3/3	5/6	7/14	2/4

TREADWELL: (41G,29G) (22G,33G,46G,24G) (38G) (21G,26G) (46G,18G,54N,27G) () (46N,46N, 27N,27G) (18G) (26G,26G) (18G,27G,26G) () (30G,25G) (34G,35G,42N) () (38G,33G,35G) (43N,24G)

OPPONENTS: (41G,54N,23G) (43N) () (47N, 36G,48G,24N,48G) (39G) (49N,55G) (40N) (41N) () (39G,42G) (38N,32G) () (37G,46G,26G) (47N) () (52N,22G,41G,53G,45G)

1989 DEFENSIVE STATS

(based on coaches' film review)

	TT	UT	A	S-YDS	I-YDS	PD	FF	FR
1 Mecklenburg	143	83	60	7.5-79	0-0	3	2	4
2 Atwater	129	86	43	0-0	3-34	10	0	1
3 Brooks	123	66	57	1-9	0-0	2	1	2
4 Braxton	111	77	34	0-0	6-103	14	2	2
5 Dennison	106	45	61	1-6	1-1	1	2	1
6 Fletcher	105	61	44	12-79	0-0	2	3	1
7 Munford	98	54	44	1-5	2-16	2	0	1
8 Smith	82	47	35	0-0	2-78	11	6	3
9 Henderson	76	47	29	0-0	3-58	13	0	0
10 Kragen	72	43	29	2-13	0-0	2	0	4
11 Carreker	65	36	29	5.5-34	0-0	1	3	0
12 Holmes	48	32	16	9-87	0-0	4	2	0
13 Townsend	40	26	14	2-13	0-0	0	2	2
14 Robbins	37	25	12	0-0	2-18	8	0	1
15 Corrington	26	17	9	0-0	1-8	5	1	0
16 Curtis	23	12	11	0-0	0-0	0	0	0
17 Powers	19	7	12	3-30	0-0	0	1	0
18 Haynes	18	13	5	0-0	0-0	3	0	0
19 Carrington	16	11	5	0-0	1-2	1	0	0
20 Lucas	6	5	1	2-22	0-0	1	0	0
21 Klosterman	3	1	2	0-0	0-0	0	0	0
22 McCullough	2	2	0	1-0	0-0	0	0	0
Henke	2	0	2	0-0	0-0	0	0	0
TOTALS	1,350	796	554	47-377	21-318	83	25	22

1989 GAMES STARTED

OFFENSE	DEFENSE
QB Elway, John	15 DE Carreker, Alphonso
QB Kubiak, Gary	1 DE Holmes, Ron
RB Humphrey, Bobby	12 DE Powers, Warren
RB Sewell, Steve	3 DE Townsend, Andre
RB Winder, Sammy	2 NT Kragen, Greg
FB Alexander, Jeff	6 LB Brooks, Michael
FB Bratton, Melvin	3 LB Dennison, Rick
FB Kelly, Pat	1 LB Fletcher, Simon
WR Jackson, Mark	16 LB Mecklenburg, Karl
WR Johnson, Vance	16 LB Munford, Marc
TE Kay, Clarence	16 CB Braxton, Tyrone
TE Mobley, Orson	5 CB Henderson, Wymon
C Kartz, Keith	16 S Atwater, Steve
T Lanier, Ken	16 S Robbins, Randy
T Perry, Gerald	15 S Smith, Dennis
G Bishop, Keith	7
G Juriga, Jim	16
G Widell, Doug	10

1989 COACHES

Dan Reeves (Head Coach), **Marvin Bass** (Special Assistant), **Barney Chavous** (Asst. Strength and Conditioning), **Mo Forte** (Running Backs), **Chan Gailey** (Offensive Coordinator/Wide Receivers), **George Henshaw** (Offensive Line), **Earl Leggett** (Defensive Line), **Pete Mangurian** (Tight Ends/Asst. Offensive Line), **Al Miller** (Strength/Conditioning), **Mike Nolan** (Linebackers), **Wade Phillips** (Defensive Coordinator), **Harold Richardson** (Special Teams), **Charlie Waters** (Defensive Backs).

1989 LEADERS / RANKINGS

INDIVIDUAL	PLAYER	NO.	AFC RANK	NFL RANK	NFL LEADER	NO.
Points	Treadwell	120	1	3t	Cofer (SF)	138
Rushing Yards	Humphrey	1,151	5	8	Okoye (KC)	1,480
Passing Yards	Elway	3,051	8	16	Majkowski (GB)	4,318
Passer Rating	Elway	73.7	9	17	Montana (SF)	112.4
Receiving Yards	Johnson	1,095	5	15	Rice (SF)	1,483
Receptions	Johnson	76	9	17	Sharpe (GB)	90
Interceptions	Braxton	6	5t	7t	Wright (CLE)	9
Sacks	Fletcher	12	4	11	Doleman (MIN)	21
OFFENSE		NO.	AFC RANK	NFL RANK	NFL LEADER	NO.
Points Per Game		22.6	4	7t	San Francisco	27.6
Total Yards Per Game		318.3	7	15	San Francisco	391.8
Yards Per Play		4.8	11t	19t	San Francisco	6.1
Rushing Yards Per Game		130.8	4	6	Cincinnati	155.2
Net Passing Yards Per Game		187.6	11	23	Washington	271.8
DEFENSE		NO.	AFC RANK	NFL RANK	NFL LEADER	NO.
Points Per Game		14.1	1	1	Denver	14.1
Total Yards Per Game		275.5	2	3	Minnesota	261.5
Yards Per Play		4.5	1t	2t	Minnesota	4.1
Rushing Yards Per Game		98.8	1	6	New Orleans	82.9
Net Passing Yards Per Game		176.7	2	3	Kansas City	176.3

1989 KEY AWARDS

Pro Bowl (5): QB John Elway, DT Greg Kragen, LB Karl Mecklenburg, S Dennis Smith, K David Treadwell. **AP All-Pro (2):** LB Karl Mecklenburg (first team), S Dennis Smith (second team). **NFLPA Offensive Rookie of the Year:** RB Bobby Humphrey. **Football Digest NFL Defensive Rookie of the Year:** S Steve Atwater.

1989 NFL STANDINGS

AFC EAST

Team	W	L	T	Pct	PF	PA
y-Buffalo	9	7	0	.563	409	317
Indianapolis	8	8	0	.500	298	301
Miami	8	8	0	.500	331	379
New England	5	11	0	.313	297	391
New York Jets	4	12	0	.250	253	411

AFC CENTRAL

Team	W	L	T	Pct	PF	PA
y-Cleveland	9	6	1	.594	334	254
x-Houston	9	7	0	.563	365	412
x-Pittsburgh	9	7	0	.563	265	326
Cincinnati	8	8	0	.500	404	285

AFC WEST

Team	W	L	T	Pct	PF	PA
*y-Denver	11	5	0	.688	362	226
Kansas City	8	7	1	.531	318	286
L.A. Raiders	8	8	0	.500	315	297
Seattle	7	9	0	.438	241	327
San Diego	6	10	0	.375	266	290

NFC EAST

Team	W	L	T	Pct	PF	PA
y-New York Giants	12	4	0	.750	348	252
x-Philadelphia	11	5	0	.688	342	274
Washington	10	6	0	.625	386	308
Phoenix	5	11	0	.313	258	377
Dallas	1	15	0	.063	204	393

NFC CENTRAL

Team	W	L	T	Pct	PF	PA
y-Minnesota	10	6	0	.625	351	275
Green Bay	10	6	0	.625	362	356
Detroit	7	9	0	.438	312	364
Chicago	6	10	0	.375	358	377
Tampa Bay	5	11	0	.313	320	419

NFC WEST

Team	W	L	T	Pct	PF	PA
*y-San Francisco	14	2	0	.875	442	253
x-L.A. Rams	11	5	0	.688	426	344
New Orleans	9	7	0	.563	386	301
Atlanta	3	13	0	.188	279	437

x - Wild Card Qualifier; y - Division Title; * - Home-field Advantage

WILD CARD PLAYOFF GAMES

12/31 - Pittsburgh 26, at Houston 23 (OT)
12/31 - L.A. Rams 21, at Philadelphia 7

DIVISIONAL PLAYOFF GAMES

1/6 - at Cleveland 34, Buffalo 30
1/6 - at San Francisco 41, Minnesota 13
1/7 - at Denver 24, Pittsburgh 23
1/7 - L.A. Rams 19, at New York Giants 13 (OT)

CONFERENCE CHAMPIONSHIPS

1/14 - at Denver 37, Cleveland 21
1/14 - at San Francisco 30, L.A. Rams 3

SUPER BOWL XXIV (NEW ORLEANS)

1/28 - San Francisco 55, Denver 10

1988 FINAL STATISTICS (8-8)

Head Coach: Dan Reeves AFC West: 2nd Home Stadium: Mile High Stadium

Date	W-L	Score	Opponent	Attendance	RUSHING	No.	Yds.	Avg.	Long	TD						
Sept 4	L	14-21	Seattle	75,986	Dorsett	181	703	3.9	26	5						
Sept 11	W	34-3	San Diego	75,359	Winder	149	543	3.6	35	4						
Sept 18	L	13-20	at Kansas City	63,268	Elway	54	234	4.3	26	1						
Sept 26	L	27-30	L.A. Raiders (OT)	75,964	Sewell	32	135	4.2	26	1						
Oct 2	W	12-0	at San Diego	55,763	Kubiak	17	65	3.8	13	0						
Oct 9	W	16-13	at San Francisco (OT)	61,711	Nattiel	5	51	10.2	29	0						
Oct 16	W	30-14	Atlanta	75,287	Willhite	13	39	3.0	7	2						
Oct 23	L	21-39	at Pittsburgh	49,811	Bell	9	36	4.0	6	0						
Oct 31	L	23-55	at Indianapolis	60,544	Jackson	1	5	5.0	5	0						
Nov 6	W	17-11	Kansas City	74,227	J. Johnson	1	3	3.0	3	0						
Nov 13	W	30-7	Cleveland	75,806	V. Johnson	1	1	1.0	1	0						
Nov 20	L	0-42	at New Orleans	68,075	Thomas	1	0	0.0	0	0						
Nov 27	W	35-24	L.A. Rams	74,141	BRONCOS	464	1815	3.9	35	13						
Dec 4	L	20-21	at L.A. Raiders	65,561	OPPONENTS	552	2538	4.6	64	21						
Dec 11	L	14-42	at Seattle	62,838	RECEIVING	No.	Yds.	Avg.	Long	TD						
Dec 17	W	21-10	New England	70,910	V. Johnson	68	896	13.2	86	5						
TEAM STATISTICS					Jackson	46	852	18.5	63	6						
					Nattiel	46	574	12.5	74t	1						
TOTAL FIRST DOWNS					Sewell	38	507	13.3	68t	5						
					Kay	34	352	10.4	27	4						
Rushing					Willhite	32	238	7.4	15	0						
					Mobley	21	218	10.4	28	2						
Passing					Winder	17	103	6.1	14	1						
					Dorsett	16	122	7.6	16	0						
Penalty					Massie	3	39	13.0	21	0						
					Graddy	1	30	30.0	30	0						
3RD DOWN: MADE/ATT					J. Johnson	1	6	6.0	6	0						
					Kelly	1	4	4.0	4	0						
3rd Down Pct.					BRONCOS	324	3941	12.2	86	24						
					OPPONENTS	262	3168	12.1	55	18						
4TH DOWN: MADE/ATT					INTERCEPTIONS	No.	Yds.	Avg.	Long	TD						
					Harden	4	36	9.0	34	0						
4th Down Pct.					Castille	3	51	17.0	33	0						
					Robbins	2	66	33.0	39	0						
TOTAL NET YARDS					Braxton	2	6	3.0	6	0						
					Dennison	1	29	29.0	29	0						
Avg. Per Game					Wilson	1	7	7.0	7	0						
					Fletcher	1	4	4.0	4	0						
Total Plays					Bowyer	1	1	1.0	1	0						
					Haynes	1	0	0.0	0	0						
Avg. Per Play					BRONCOS	16	200	12.5	39	0						
					OPPONENTS	22	344	15.6	86	1						
NET YARDS RUSHING					PUNTING	No.	Yds.	Avg.	TB	In20	Long	B				
					Horan	65	2861	44.0	2	19	70	—				
Avg. Per Game					Elway	3	117	39.0	0	2	40	—				
					BRONCOS	68	2978	43.8	2	21	70	0				
Total Rushes					OPPONENTS	84	3643	43.4	7	20	68	1				
					PUNT RETURNS	No.	FC	Yds.	Avg.	Long	TD					
Avg. Per Rush					Nattiel	22	0	218	9.9	24	0					
					Clark	13	0	115	8.8	16	0					
NET YARDS PASSING					Willhite	13	2	90	6.9	12	0					
					Harden	2	2	14	7.0	14	0					
Avg. Per Game					Massey	1	0	5	5.0	5	0					
					J. Johnson	1	0	5	5.0	5	0					
Sacked/Yards Lost					Bell	1	0	4	4.0	4	0					
					V. Johnson	0	1	0	0.0	0	0					
Gross Yards					BRONCOS	53	5	451	8.5	24	0					
					OPPONENTS	33	4	364	11.0	66	1					
Att./Completions					KICKOFF RETURNS	No.	Yds.	Avg.	Long	TD						
					Bell	36	762	21.2	38	0						
Completion Pct.					J. Johnson	14	292	20.9	34	0						
					Nattiel	6	124	20.7	25	0						
Had Intercepted					Winder	1	11	11.0	11	0						
					Harden	1	9	9.0	9	0						
Avg. Per Pass Play					BRONCOS	58	1198	20.7	38	0						
					OPPONENTS	52	1,035	19.9	40	0						
PUNTS/AVERAGE					FIELD GOAL BREAKDOWN	Distance	1-19	20-29	30-39	40-49	50+	Total				
					Karlis	1/1	9/10	6/13	5/8	2/4	2/4	23/36				
NET PUNTING AVG					OPPONENTS	0/0	9/10	9/12	2/4	1/1	21/27					
					KARLIS: () (51G,38G) (23G,42G) (39G,25G) (30G,43G,37N,30G,32G,28G,21N) (27G,27G,34N,22G) (35N,47G,41G,50G) (47N) (27G) (42G) (18G,22G,32G,42N,36N) (35N,50N) (46N) (29G,36G) (52N,37N) ()											
TOTAL RETURN YARDAGE					SACKS: Fletcher 9, Townsend 5.5, Jones 5, Ryan 3.5, Kragen 2.5, Robbins 2, Wilson 2, Mecklenburg 1, D. Smith 1, Gilbert 1, Haynes 1, Bowyer 1, Braxton 1, Dennison 0.5, TOTAL 36.0											
					Punt Returns/Average	53/8.5	33/11.0									
Kickoff Returns/Average					Intercept. Ret./Average	16/12.5	22/15.6									
					PENALTIES/YARDS	84/717	116/956									
FUMBLES/BALL LOST					FUMBLES/BALL LOST	34/12	23/13									
					TOUCHDOWNS	37	41									
Rushing					Rushing	13	21									
					Passing	24	18									
Returns					Returns	0	2									
					Extra Points Made/Attempts	36/37	41/41									
Field Goals Made/Attempts					Field Goals Made/Attempts	23/26	21/27									
					TOTAL POINTS	327	352									
SCORE BY PERIODS					1	2	3	4	OT	Total						
					BRONCOS	43	127	64	90	3	327					
OPPONENTS					85	112	96	56	3	352						
					SCORING	TD	Ru	Pa	Rt	PAT	FG	S	PTS			
Karlis					0	0	0	0	36/37	23/36	0	105				
					Sewell	6	1	5	0	0/0	0/0	0	36			
Jackson					6	0	6	0	0/0	0/0	0	36				
					Dorsett	5	5	0	0	0/0	0/0	0	30			
Winder					5	4	1	0	0/0	0/0	0	30				
					V. Johnson	5	0	5	0	0/0	0/0	0	30			
Kay					4	0	4	0	0/0	0/0	0	24				
					Willhite	2	2	0	0	0/0	0/0	0	12			
Mobley					2	0	2	0	0/0	0/0	0	12				
					Elway	1	1	0	0	0/0	0/0	0	6			
Nattiel					1	0	1	0	0/0	0/0	0	6				
					BRONCOS	37	13	24	0	36/37	23/36	0	327			
OPPONENTS					41	21	18	2	41/41	21/27	1	352				
					PASSING	Att.	Comp.	Yds.	Comp.%	Yd./Att.	TD	TD%	Int	Int%	LG	Sack/Lost
Elway					496	274	3309	55.2	6.67	17	3.4	19	3.8	86	30/237	71.3
					Kubiak	69	43	497	62.3	7.20	5	7.2	3	4.3	68t	2/13
Karcher					12	6	128	50.0	10.67	1	8.3	0	0.0	74t	0/0	115.8
					Dorsett	2	1	7	50.0	3.50	1	50.0	0	0.0	7t	0/0
Sewell					1	0	0	0.0	0.00	0	0.0	0	0.0	0	0/0	39.5
					Nattiel	1	0	0	0.0	0.00	0	0.0	0	0.0	0	0/0
BRONCOS					581	324	3941	55.8	6.78	24	4.1	22	3.8	86	32/250	74.6
					OPPONENTS	467	262	3168	56.1	6.78	18	3.9	16	3.4	55	36/235

1988 DEFENSIVE STATS

(based on coaches' film review)

	TT	UT	A	S-YDS	I-YDS	PD	FF	FR
1 Kragen	140	101	39	2.5-21	0-0	4	0	1
2 Dennison	133	86	47	0.5-1	1-29	2	1	2
3 Harden	132	93	39	0-0	4-36	10	0	0
4 Ryan	130	87	43	3.5-13	0-0	1	1	2
5 Fletcher	115	79	36	9-43	1-4	6	1	1
6 Townsend	113	64	49	5-35	0-0	2	0	1
7 Smith	106	83	23	1-7	0-0	3	2	3
8 Mecklenburg	102	78	24	1.5-8	0-0	1	0	0
9 Haynes	84	71	13	1-6	1-0	8	1	0
10 Bowyer	82	50	32	1-4	1-1	2	3	0
11 Robbins	76	67	9	2-19	2-66	6	0	1
12 Jones	67	35	32	5-37	0-0	1	1	0
13 Castille	61	57	4	0-0	3-51	9	0	0
14 Brooks	49	39	10	0-0	0-0	1	0	1
15 Gilbert	42	30	12	1-11	0-0	2	0	0
16 Braxton	39	28	11	1-7	2-6	5	0	0
17 Wilson	37	29	8	2-12	1-7	4	0	2
18 Klostermann	27	17	10	0-0	0-0	1	0	0
19 Knight	15	11	4	0-0	0-0	0	0	0
20 Guidry	5	3	2	0-0	0-0	1	0	0
21 Plummer	3	3	0	0-0	0-0	0	0	0
22 Lucas	1	1	0	0-0	0-0	0	0	0
23 S. Bryan	0	0	0	0-0	0-0	0	0	1
TOTALS	1,559	1,112	447	36-224	16-200	69	10	15

1988 GAMES STARTED

OFFENSE		DEFENSE	
QB Elway, John	15	DE Bowyer, Walt	10
QB Kubiak, Gary	1	DE Gilbert, Freddie	6
RB Dorsett, Tony	12	DE Townsend, Andre	16
RB Sewell, Steve	3	NT Kragen, Greg	16
RB Willhite, Gerald	1	LB Brooks, Michael	4
RB Winder, Sammy	12	LB Dennison, Rick	16
WR Jackson, Mark	4	LB Fletcher, Simon	16
WR Johnson, Vance	13	LB Klosterman, Bruce	4
WR Nattiel, Ricky	11	LB Mecklenburg, Karl	10
TE Kay, Clarence	14	LB Ryan, Jim	14
TE Mobley, Orson	10	CB Castille, Jeremiah	15
C Bryan, Billy	16	CB Haynes, Mark	15
T Juriga, Jim	15	CB Wilson, Steve	2
T Lanier, Ken	16	S Harden, Mike	16
T Studdard, Dave	4	S Robbins, Randy	6
G Bishop, Keith	10	S Smith, Dennis	10
G Humphries, Stephan	1		
G Kartz, Keith	12		
G Perry, Gerald	6		

1988 COACHES

Dan Reeves (Head Coach), **Marvin Bass** (Special Assistant), **Rubin Carter** (Asst. Defensive Line), **Joe Collier** (Asst. Head Coach/Defense), **Mo Forte** (Running Backs), **Chan Gailey** (Quarterbacks), **George Henshaw** (Offensive Line), **Stan Jones** (Defensive Line), **Larry Kennan** (Wide Receivers), **Pete Mangurian** (Tight Ends/Asst. Offensive Line), **Al Miller** (Strength/Conditioning), **Myrel Moore** (Linebackers), **Mike Nolan** (Spec. Team/Asst. LBs), **Charlie Waters** (Spec. Teams/Asst. Defensive Backs), **Charlie West** (Defensive Backs).

1988 LEADERS / RANKINGS

INDIVIDUAL	PLAYER	NO.	AFC RANK	NFL RANK	NFL LEADER	NO.
Points	Karlis	105	6t	10t	Norwood (BUF)	129
Rushing Yards	Dorsett	703	13	22	Dickerson (IND)	1,659
Passing Yards	Elway	3,309	4	8	Marino (MIA)	4,434
Passer Rating	Elway	71.4	9	18	Esiason (CIN)	97.4
Receiving Yards	V. Johnson	896	9	15t	Ellard (LAR)	1,414
Receptions	V. Johnson	68	6	15t	Toon (NYJ)	93
Interceptions	Harden	4	11t	23t	Case (ATL)	10
Sacks	Fletcher	9	6t	17t	White (PHI)	18
OFFENSE		NO.	AFC RANK	NFL RANK	NFL LEADER	NO.
Points Per Game		20.4	8	15	Cincinnati	28.0
Total Yards Per Game		344.1	3	8	Cincinnati	378.6
Yards Per Play		5.1	5t	11t	Cincinnati	6.2
Rushing Yards Per Game		113.4	11	19	Cincinnati	169.4
Net Passing Yards Per Game		230.7	2	6	Miami	284.8
DEFENSE		NO.	AFC RANK	NFL RANK	NFL LEADER	NO.
Points Per Game		22.0	9	20	Chicago	13.4
Total Yards Per Game		341.9	10	22	Chicago	272.5
Yards Per Play		5.2	9t	18t	Minnesota	4.3
Rushing Yards Per Game		158.6	13	27	Chicago	82.9
Net Passing Yards Per Game		183.3	5	7	Kansas City	161.9

1988 KEY AWARDS

Pro Bowl (1): P Mike Horan. **AP All-Pro (1):** P Mike Horan (first team).

1988 NFL STANDINGS

AFC EAST

Team	W	L	T	Pct	PF	PA
y-Buffalo	12	4	0	.750	329	237
Indianapolis	9	7	0	.563	354	315
New England	9	7	0	.563	250	284
New York Jets	8	7	1	.531	372	354
Miami	6	10	0	.375	319	380

AFC CENTRAL

Team	W	L	T	Pct	PF	PA
*y-Cincinnati	12	4	0	.750	448	329
x-Cleveland	10	6	0	.625	304	288
x-Houston	10	6	0	.625	424	365
Pittsburgh	5	11	0	.313	336	421

AFC WEST

Team	W	L	T	Pct	PF	PA
y-Seattle	9	7	0	.563	339	329
Denver	8	8	0	.500	327	352
L.A. Raiders	7	9	0	.438	325	369
San Diego	6	10	0	.375	231	332
Kansas City	4	11	1	.281	254	320

NFC EAST

Team	W	L	T	Pct	PF	PA
y-Philadelphia	10	6	0	.625	379	319
New York Giants	10	6	0	.625	359	304
Washington	7	9	0	.438	345	387
Phoenix	7	9	0	.438	344	398
Dallas	3	13	0	.188	265	381

NFC CENTRAL

Team	W	L	T	Pct	PF	PA
*y-Chicago	12	4	0	.750	312	215
x-Minnesota	11	5	0	.688	406	233
Tampa Bay	5	11	0	.313	261	350
Detroit	4	12	0	.250	220	313
Green Bay	4	12	0	.250	240	315

NFC WEST

Team	W	L	T	Pct	PF	PA
y-San Francisco	10	6	0	.625	369	294
x-L.A. Rams	10	6	0	.625	407	293
New Orleans	10	6	0	.625	312	283
Atlanta	5	11	0	.313	244	315

x – Wild Card Qualifier; y – Division Title; * – Home-field Advantage

WILD CARD PLAYOFF GAMES

12/26 – Houston 24, at Cleveland 23
12/26 – at Minnesota 28, L.A. Rams 17

DIVISIONAL PLAYOFF GAMES

12/31 – at Cincinnati 21, Seattle 13
12/31 – at Chicago 20, Philadelphia 12
1/1 – at Buffalo 17, Houston 10
1/1 – at San Francisco 34, Minnesota 9

CONFERENCE CHAMPIONSHIPS

1/8 – at Cincinnati 21, Buffalo 10
1/8 – San Francisco 28, at Chicago 3

SUPER BOWL XXIII (MIAMI)

1/22 – San Francisco 20, Cincinnati 16

1987 FINAL STATISTICS (10-4-1)

Head Coach: Dan Reeves AFC West: 1st Home Stadium: Mile High Stadium

Date	W-L	Score	Opponent	Attendance	RUSHING	No.	Yds.	Avg.	Long	TD														
Sept 13	W	40-17	Seattle	75,999	Winder	196	741	3.8	19	6														
Sept 20	T	17-17	at Green Bay (OT)	67,500	Elway	66	304	4.6	29	4														
Sept 28		Canceled	at Cleveland	(Strike)	Lang	89	303	3.4	28	2														
Oct 4	L	10-40	*Houston	38,494	Dudek	35	154	4.4	16	2														
Oct 12	W	30-14	*L.A. Raiders	61,230	Willhite	26	141	5.4	29	0														
Oct 18	W	26-17	*at Kansas City	20,296	Poole	28	126	4.5	15	1														
Oct 26	L	27-34	at Minnesota	51,011	Sewell	19	83	4.4	17	2														
Nov 1	W	34-0	Detroit	75,172	Caldwell	16	53	3.3	7	0														
Nov 8	L	14-21	at Buffalo	63,698	Bell	13	43	3.3	11	0														
Nov 16	W	31-29	Chicago	75,783	Nattiel	2	13	6.5	10	0														
Nov 22	W	23-17	at L.A. Raiders	61,318	Micho	4	8	2.0	5	0														
Nov 29	W	31-17	at San Diego	61,880	Boddie	3	7	2.3	4	1														
Dec 6	W	31-20	New England	75,795	Karcher	9	3	0.3	8	0														
Dec 13	L	21-28	at Seattle	61,759	Kubiak	1	3	3.0	3	0														
Dec 19	W	20-17	Kansas City	75,053	May	2	-4	-2.0	-2	0														
Dec 27	W	24-0	San Diego	37,500	V. Johnson	1	-8	-8.0	-8	0														
*Replacement Games					BRONCOS	510	1970	3.9	29	18														
					OPPONENTS	454	2017	4.4	72	16														
TEAM STATISTICS					Den	Opp	No.	Yds.	Avg.	Long	TD													
TOTAL FIRST DOWNS					331	277	42	684	16.3	59t	7													
Rushing					132	103	Nattiel	31	630	20.3	54	2												
Passing					173	148	Kay	31	440	14.2	30	0												
Penalty					26	26	M. Jackson	26	436	16.8	52	2												
3RD DOWN: MADE/ATT					106/224	64/183	Micho	25	242	9.7	26t	2												
3rd Down Pct.					47.3	35.0	Lang	17	130	7.6	29	2												
4TH DOWN: MADE/ATT					6/13	5/12	Mobley	16	228	14.3	28	1												
4th Down Pct.					46.2	41.7	Winder	14	74	5.3	13	1												
TOTAL NET YARDS					5624	4813	Massie	13	244	18.8	39t	4												
Avg. Per Game					374.9	320.9	Sewell	13	209	16.1	72t	1												
Total Plays					1070	941	Watson	11	167	15.2	49	1												
Avg. Per Play					5.3	5.1	Boddie	9	85	9.4	26	0												
NET YARDS RUSHING					1970	2017	Willhite	9	25	2.8	6	0												
Avg. Per Game					131.3	134.5	Dudek	7	41	5.9	19	0												
Total Rushes					510	454	Swanson	6	87	14.5	35t	1												
Avg. Per Rush					3.9	4.4	Andrews	4	53	13.3	20	0												
NET YARDS PASSING					3654	2796	Brown	4	40	10.0	18	0												
Avg. Per Game					243.6	186.4	Caldwell	4	34	8.5	14	0												
Sacked/Yards Lost					30/220	31/244	Poole	1	9	9.0	9	0												
Gross Yards					3874	3040	Bell	1	8	8.0	8	0												
Att./Completions					530/285	456/261	Payne	1	8	8.0	8	0												
Completion Pct.					53.8	57.2	BRONCOS	285	3874	13.6	72t	24												
Had Intercepted					19	28	OPPONENTS	261	3040	11.6	51t	15												
Avg. Per Pass Play					6.9	6.1	INTERCEPTIONS					No.	Yds.	Avg.	Long	TD								
PUNTS/AVERAGE					65/39.9	75/42.1	Harden	4	85	21.3	32	0												
NET PUNTING AVG					31.6	33.5	Clark	3	105	35.0	50	0												
TOTAL RETURN YARDAGE					1841	1954	Haynes	3	39	13.0	25	1												
Punt Returns/Average					48/10.1	34/12.5	Lilly	3	29	9.7	24	0												
Kickoff Returns/Average					46/20.7	61/19.1	Mecklenburg	3	23	7.7	16	0												
Intercept. Ret./Average					28/14.4	19/19.1	Robbins	3	9	3.0	9	0												
PENALTIES/YARDS					95/812	96/785	Ryan	3	7	2.3	5	0												
FUMBLES/BALL LOST					29/17	35/19	Hunley	2	64	32.0	52t	1												
TOUCHDOWNS					45	36	D. Smith	2	21	10.5	15	0												
Rushing					18	16	Lucas	1	11	11.0	11	0												
Passing					24	15	Dennison	1	10	10.0	10	0												
Returns					3	4	BRONCOS	28	403	14.4	52t	2												
Extra Points Made/Attempts					44/45	32/35	OPPONENTS	19	362	19.1	103t	2												
Field Goals Made/Attempts					21/29	14/21	PUNTING					No.	Yds.	Avg.	TB	In20	Long	B						
TOTAL POINTS					379	288	Giacommaro	18	757	42.1	1	4	50	0										
SCORE BY PERIODS					1	2	3	4	OT	Total	44	1807	41.1	5	11	61	2							
BRONCOS					92	110	79	98	0	379	Elway	1	31	31.0	0	1	31	0						
OPPONENTS					70	110	64	44	0	288	BRONCOS	65	2595	39.9	6	16	61	2						
											OPPONENTS	75	3158	42.1	8	15	62	0						
SCORING					TD	Ru	Pa	Rt	PAT	FG	S	PTS	PUNT RETURNS					No.	FC	Yds.	Avg.	Long	TD	
Karlis					0	0	0	0	37/37	18/25	0	91	Clark	18	1	233	12.9	71t	1	1				
V. Johnson					7	0	7	0	0/0	0/0	0	42	Nattiel	12	1	73	6.1	14	0	0				
Winder					7	6	1	0	0/0	0/0	0	42	Swanson	9	1	132	14.8	33	0	0				
Elway					4	4	0	0	0/0	0/0	0	24	Willhite	4	1	22	5.5	9	0	0				
Lang					4	2	2	0	0/0	0/0	0	24	Harden	2	0	11	5.5	7	0	0				
Massie					4	0	4	0	0/0	0/0	0	24	Lilly	2	0	6	3.0	9	0	0				
Sewell					3	2	1	0	0/0	0/0	0	18	V. Johnson	1	0	9	9.0	4	0	0				
Clendenen					0	0	0	0	7/7	3/4	0	16	BRONCOS	48	4	486	10.1	71t	1	1				
Dudek					2	2	0	0	0/0	0/0	0	12	OPPONENTS	34	7	424	12.5	85t	2	2				
M. Jackson					2	0	2	0	0/0	0/0	0	12	KICKOFF RETURNS					No.	Yds.	Avg.	Long	TD		
Micho					2	0	2	0	0/0	0/0	0	12	Bell	15	323	21.5	42	0	0	0				
Nattiel					2	0	2	0	0/0	0/0	0	12	Swanson	9	234	26.0	50	0	0	0				
Boddie					1	1	0	0	0/0	0/0	0	6	V. Johnson	7	140	20.0	34	0	0	0				
Clark					1	0	0	1	0/0	0/0	0	6	Lang	4	78	19.5	25	0	0	0				
Haynes					1	0	0	1	0/0	0/0	0	6	Nattiel	4	48	19.5	25	0	0	0				
Hunley					1	0	0	1	0/0	0/0	0	6	Brown	3	57	19.0	28	0	0	0				
Mobley					1	0	1	0	0/0	0/0	0	6	Clark	2	33	16.5	25	0	0	0				
Poole					1	1	0	0	0/0	0/0	0	6	Ryan	2	9	4.5	9	0	0	0				
Swanson					1	0	1	0	0/0	0/0	0	6	BRONCOS	46	952	20.7	50	0	0	0				
Watson					1	0	1	0	0/0	0/0	0	6	OPPONENTS	61	1168	19.1	50	0	0	0				
Ryan					0	0	0	0	0/0	0/0	1	2	FIELD GOAL BREAKDOWN					Distance	1-19	20-29	30-39	40-49	50+	Total
BRONCOS					45	18	24	3	44/45	21/29	1	379	Karlis	0/0	9/9	4/6	4/7	1/3	18/25					
OPPONENTS					35	16	15	4	32/35	14/21	2	288	Clendenen	0/0	1/1	2/2	0/1	0/0	3/4					
													BRONCOS	0/0	10/10	6/8	4/8	1/3	21/29					
													OPPONENTS	0/0	4/5	7/8	3/8	0/0	14/221					
PASSING					Att.	Comp.	Yds.	Comp. %	Yd./Att.	TD	TD%	Int	Int%	LG	Sack/Lost	Rtg.								
Elway					410	224	3198	54.6	7.80	19	4.6	12	2.9	72t	20/138	83.4								
Karcher					102	56	628	54.9	6.16	5	4.9	4	3.9	49	5/45	73.5								
Kubiak					7	3	25	42.9	3.57	0	0.0	2	28.6	17	2/14	13.1								
May					5	0	0	0.0	0.00	0	0.0	1	20.0	0	1/7	0.0								
McGuire					3	2	23	66.7	7.67	0	0.0	0	0.0	13	0/0	89.6								
V. Johnson					1	0	0	0.0	0.00	0	0.0	0	0.0	0	0/0	39.6								
Lang					1	0	0	0.0	0.00	0	0.0	0	0.0	0	1/7	39.6								
Willhite					1	0	0	0.0	0.00	0	0.0	0	0.0	0	0/0	39.6								
Sewell					0	0	0	—	—	0	—	0	—	0	1/9	0.0								
BRONCOS					530	285	3874	53.8	7.31	24	4.5	19	3.6	72t	30/220	77.5								
OPPONENTS					456	261	3040	57.2	6.67	15	3.3	28	6.1	51t	31/224	62.6								

1987 DEFENSIVE STATS

(based on coaches' film review)

	TT	UT	A	S-YDS	I-YDS	PD	FF	FR
1 Ryan	125	96	29	15-7	3-7	2	0	1
2 Hunley	104	67	37	1-3	2-64	4	1	0
3 Mecklenburg	97	81	16	7-47	3-23	4	2	1
4 Lilly	95	64	31	0-0	3-29	3	1	2
5 R. Jones	88	45	43	7-59	0-0	2	0	0
6 Harden	87	63	24	0-0	4-85	8	1	0
7 Kragen	78	48	30	2-3	0-0	1	0	0
8 Fletcher	70	49	21	4-30	0-0	0	0	1
9 Bowyer	61	41	20	0.5-1	0-0	2	0	0
10 Townsend	57	42	15	1-9	0-0	0	0	0
11 Robbins	51	45	6	1-14	3-9	5	0	0
12 Winn	40	28	12	0-0	0-0	1	1	1
13 Castille	38	35	3	0-0	0-0	1	0	0
14 Wilson	36	32	4	1-8	0-0	1	0	0
15 D. Smith	35	25	10	0-0	2-21	2	0	2
16 Dennison	30	22	8	0-0	1-10	3	1	0
17 Clark	28	15	13	0-0	3-105	3	0	0
18 Joiner	26	15	11	0-0	0-0	1	0	0
19 Tupper	22	18	4	1.5-0	0-0	0	0	0
20 E. Johnson	21	14	7	0-0	0-0	1	0	0
21 S. Bryan	20	14	6	0-0	0-0	0	0	0
R. Jackson	20	14	6	0-0	0-0	1	0	0
23 Lucas	15	11	4	2-18	1-11	1	0	1
24 Gilbert	14	6	8	0-0	0-0	1	1	1
25 Fitzhugh	12	11	1	0-0	0-0	1	0	0
26 Dodge	11	9	2	0-0	0-0	0	0	0
27 Woodard	10	6	4	0.5-10	0-0	0	0	0
28 Brooks	8	5	3	1-16	0-0	0	0	1
29 Rudolph	6	5	1	0-0	0-0	0	0	0
L. Jones	6	4	2	0-0	0-0	0	0	0
31 Knox	5	4	1	0-0	0-0	0	0	0
McLean	5	2	3	0-0	0-0	0	0	0
33 Lobenstein	3	3	0	0-0	0-0	0	0	0
34 Russell	2	2	0	0-0	0-0	0	0	0
M. Smith	2	1	1	0-0	0-0	0	0	0
36 D. Jones	1	1	0	0-0	0-0	0	0	0
MacDonald	1	0	1	0-0	0-0	0	0	0
38 Haynes	0	0	0	0-0	3-39	3	0	0
Munford	0	0	0	0-0	0-0	0	1	2
Plummer	0	0	0	0-0	0-0	0	1	0
TOTALS	1,330	943	387	31-225	28-403	51	10	13

1987 GAMES STARTED

OFFENSE		DEFENSE	
QB Elway, John	12	DE Bowyer, Walt	4
QB Karcher, Ken	3	DE Bryan, Steve	3
RB Caldwell, Scott	1	DE Gilbert, Freddie	3
RB Dudek, Joe	2	DE Jones, Rulon	12
RB Lang, Gene	8	DE Woodard, Ray	1
RB Willhite, Gerald	3	NT Townsend, Andre	11
RB Winder, Sammy	8	NT Tupper, Jeff	3
FB Bell, Ken	1	NT/LB Kragen, Greg	9
FB Micho, Bobby	3	LB Dodge, Kirk	1
WR Brown, Laron	1	LB Fletcher, Simon	11
WR Jackson, Mark	11	LB Hunley, Ricky	12
WR Johnson, Vance	9	LB Joiner, Tim	3
WR Massie, Rick	3	LB Lucas, Tim	3
WR Nattiel, Ricky	3	LB Mecklenburg, Karl	12
WR Swanson, Shane	2	LB Ryan, Jim	14
WR Watson, Steve	1	LB Winn, Bryant	3
TE Andrews, Mitch	3	CB Clark, Kevin	3
TE Kay, Clarence	12	CB Harden, Mike	12
TE Mobley, Orson	4	CB Haynes, Mark	12
C Bryan, Billy	4	CB Johnson, Earl	3
C Lee, Larry	4	CB Rudolph, Martin	1
C Peavey, Jack	1	CB Wilson, Steve	5
T Belcher, Kevin	1	S Fitzhugh, Steve	1
T Kartz, Keith	3	S Jackson, Roger	2
T Lanier, Ken	12	S Jones, Darryl	1
T Studdard, Dave	1	S Jones, Leonard	1
G Ayers, John	5	S Lilly, Tony	9
G Bishop, Keith	12	S Robbins, Randy	4
G Hood, Winford	2	S Smith, Dennis	6
G Humphries, Stefan	7		
G Jones, David	1		
G/C Freeman, Mike	9		

1987 COACHES

Dan Reeves (Head Coach), **Marvin Bass** (Special Assistant), **Rubin Carter** (Asst. Defensive Line), **Joe Collier** (Asst. Head Coach/Defense), **Chan Gailey** (Wide Receivers/Tight Ends), **Alex Gibbs** (Offensive Line), **Stan Jones** (Defensive Line), **Al Miller** (Strength/Conditioning), **Myrel Moore** (Linebackers), **Nick Nicolau** (Running Backs), **Mike Nolan** (Special Teams), **Mike Shanahan** (Off. Coordinator/QBs), **Charlie West** (Def. Backs).

1987 LEADERS / RANKINGS

INDIVIDUAL	PLAYER	NO.	AFC RANK	NFL RANK	NFL LEADER	NO.
Points	Karlis	.91	4	6	Andersen (NO)	121
Rushing Yards	Winder	.741	5	11	White (LAR)	1,374
Passing Yards	Elway	3,198	3	4	Lomax (STL)	3,387
Passer Rating	Elway	.83.4	7	12	Montana (SF)	102.1
Receiving Yards	V. Johnson	.684	13	25	Smith (STL)	1,117
Receptions	V. Johnson	.42	23t	38t	Smith (STL)	.91
Interceptions	Harden	.4	6t	15t	Wilburn (WAS)	.9
Sacks	R. Jones	.7	10t	25t	White (PHI)	.21
OFFENSE		NO.	AFC RANK	NFL RANK	NFL LEADER	NO.
Points Per Game		.25.3	2	4t	San Francisco	.30.6
Total Yards Per Game		.374.9	1	2	San Francisco	.399.1
Yards Per Play		.5.3	2t	4t	San Francisco	.5.7
Rushing Yards Per Game		.131.3	6	12	San Francisco	.139.8
Net Passing Yards Per Game		.243.6	2	3	Miami	.258.4
DEFENSE		NO.	AFC RANK	NFL RANK	NFL LEADER	NO.
Points Per Game		.19.2	3	7	Indianapolis	.15.9
Total Yards Per Game		.320.9	5	9	San Francisco	.273.0
Yards Per Play		.5.1	9t	19t	Chicago	.4.3
Rushing Yards Per Game		.134.5	9	20	Chicago	.94.2
Net Passing Yards Per Game		.186.4	4	5	San Francisco	.165.6

1987 KEY AWARDS

Pro Bowl (3): G Keith Bishop, QB John Elway, LB Karl Mecklenburg. **AP All-Pro (2):** QB John Elway (second team), LB Karl Mecklenburg (second team). **AP NFL MVP:** QB John Elway.

1987 NFL STANDINGS

AFC EAST

Team	W	L	T	Pct	PF	PA
y-Indianapolis	9	6	0	.600	300	238
New England	8	7	0	.533	320	293
Miami	8	7	0	.533	362	335
Buffalo	7	8	0	.467	270	305
New York Jets	6	9	0	.400	334	360

AFC CENTRAL

Team	W	L	T	Pct	PF	PA
y-Cleveland	10	5	0	.667	390	239
x-Houston	9	6	0	.600	345	349
Pittsburgh	8	7	0	.533	285	299
Cincinnati	4	11	0	.267	285	370

AFC WEST

Team	W	L	T	Pct	PF	PA
*y-Denver	10	4	1	.700	379	288
x-Seattle	9	6	0	.600	371	314
San Diego	8	7	0	.533	253	317
L.A. Raiders	5	10	0	.333	301	289
Kansas City	4	11	0	.267	273	388

NFC EAST

Team	W	L	T	Pct	PF	PA
y-Washington	11	4	0	.733	379	285
Dallas	7	8	0	.467	340	348
St. Louis	7	8	0	.467	362	368
Philadelphia	7	8	0	.467	337	380
New York Giants	6	9	0	.400	280	312

NFC CENTRAL

Team	W	L	T	Pct	PF	PA
y-Chicago	11	4	0	.733	356	282
x-Minnesota	8	7	0	.533	336	335
Green Bay	5	9	1	.367	255	300
Tampa Bay	4	11	0	.267	286	360
Detroit	4	11	0	.267	269	384

NFC WEST

Team	W	L	T	Pct	PF	PA
*y-San Francisco	13	2	0	.867	459	253
x-New Orleans	12	3	0	.800	422	283
L.A. Rams	6	9	0	.400	317	361
Atlanta	3	12	0	.200	205	436

x - Playoffs; y - Division Title; * - Home-field Advantage

WILD CARD PLAYOFF GAMES

1/3 - at Houston 23, Seattle 20 (OT)
1/3 - Minnesota 44, at New Orleans 10

DIVISIONAL PLAYOFF GAMES

1/9 - at Cleveland 38, Indianapolis 21
1/9 - Minnesota 36, at San Francisco 24
1/10 - at Denver 34, Houston 10
1/10 - Washington 21, at Chicago 17

CONFERENCE CHAMPIONSHIPS

1/17 - at Denver 38, Cleveland 33
1/17 - at Washington 17, Minnesota 10

SUPER BOWL XXII (SAN DIEGO)

1/31 - Washington 42, Denver 10

1986 FINAL STATISTICS (11-5)

Head Coach: Dan Reeves AFC West: 1st Home Stadium: Mile High Stadium

Date	W-L	Score	Opponent	Attendance	RUSHING	No.	Yds.	Avg.	Long	TD
Sept 7	W	38-36	L.A. Raiders	75,695	Winder	240	789	3.3	31	9
Sept 15	W	21-10	at Pittsburgh	57,305	Willhite	85	365	4.3	42	5
Sept 21	W	33-7	at Philadelphia	63,839	Elway	52	257	4.9	24	1
Sept 28	W	27-20	New England	75,804	Sewell	23	123	5.3	15	1
Oct 5	W	29-14	Dallas	76,082	Lang	29	94	3.2	14	1
Oct 12	W	31-14	at San Diego	55,662	Kubiak	6	22	3.7	10	0
Oct 20	L	10-22	at New York Jets	73,759	Bell	9	17	1.9	12	0
Oct 26	W	20-13	Seattle	76,089	Johnson	5	15	3.0	6	0
Nov 2	W	21-10	at L.A. Raiders	90,153	M. Jackson	2	6	3.0	5	0
Nov 9	L	3-9	San Diego	75,012	Boddie	1	2	2.0	2	0
Nov 16	W	38-17	Kansas City	75,745	Horan	1	0	0.0	0	0
Nov 23	L	16-19	at New York Giants	75,116	Mobley	1	-1	-1.0	-1	0
Nov 30	W	34-28	Cincinnati	58,705	Norman	1	-11	-11.0	-11	0
Dec 7	L	10-37	at Kansas City	47,019	BRONCOS	455	1678	3.7	42	17
Dec 13	W	31-30	Washington	75,905	OPPONENTS	432	1651	3.8	60t	13
Dec 20	L	16-41	at Seattle	63,697						

TEAM STATISTICS	Den	Opp	RECEIVING	No.	Yds.	Avg.	Long	TD
TOTAL FIRST DOWNS	319	291	Willhite	64	529	8.3	34	3
Rushing	94	93	Watson	45	699	15.5	46	3
Passing	184	177	M. Jackson	38	738	19.4	53	1
Penalty	41	21	Johnson	31	363	11.7	34t	2
3RD DOWN: MADE/ATT	92/222	75/222	Winder	26	171	6.6	20t	5
3rd Down Pct.	41.4	33.8	Sewell	23	294	12.8	40	1
4TH Down: Made/Att	2/5	7/15	Mobley	22	332	15.1	32	1
4th Down Pct.	40.0	46.7	Sampson	21	259	12.3	43	0
TOTAL NET YARDS	5216	4947	Kay	15	195	13.0	34	1
Avg. Per Game	326.0	309.2	Lang	13	105	8.1	26	2
Total Plays	1042	1026	Hackett	3	48	16.0	19	0
Avg. Per Play	5.0	4.8	Bell	2	10	5.0	7	0
NET YARDS RUSHING	1678	1651	Wilson	1	43	43.0	43t	1
Avg. Per Game	104.9	103.2	Elway	1	23	23.0	23t	1
Total Rushes	455	432	Studdard	1	2	2.0	2t	1
Avg. Per Rush	3.7	3.8	BRONCOS	306	3811	12.5	53	22
NET YARDS PASSING	3538	3296	OPPONENTS	301	3755	12.5	57t	21
Avg. Per Game	221.1	206.0						
Sacked/Yards Lost	38/273	49/459						
Gross Yards	3811	3755						
Att./Completions	549/306	545/301						
Completion Pct.	55.7	55.2						
Had Intercepted	16	18						
Avg. Per Pass Play	6.0	5.5						
PUNTS/AVERAGE	86/39.3	86/42.9						
NET PUNTING AVG	33.0	34.2						
TOTAL RETURN YARDAGE	1964	2024						
Punt Returns/Average	48/11.5	40/9.1						
Kickoff Returns/Average	53/20.6	65/20.0						
Intercept. Ret./Average	18/17.7	16/22.7						
PENALTIES/YARDS	104/910	127/1034						
FUMBLES/BALL LOST	24/13	32/17						
TOUCHDOWNS	45	36						
Rushing	17	13						
Passing	22	21						
Returns	6	2						
Extra Points Made/Attempts	44/45	35/36						
Field Goals Made/Attempts	20/28	24/32						
TOTAL POINTS	378	327						

INTERCEPTIONS	No.	Yds.	Avg.	Long	TD
Harden	6	179	29.8	52	2
Wright	3	56	18.7	56	0
Lilly	3	22	7.3	15	0
Foley	2	39	19.5	24	0
Hunley	1	22	22.0	22	0
Dennison	1	5	5.0	5	0
Smith	1	0	0.0	0	0
Wilson	1	-5	-5.0	-5	0
BRONCOS	18	318	17.7	56	2
OPPONENTS	16	363	22.7	78t	2

PUNTING	No.	Yds.	Avg.	TB	In20	Long	B
Weil	34	1344	39.5	3	5	55	0
Norman	30	1168	38.9	4	2	57	1
Horan	21	864	41.1	2	8	50	0
BRONCOS	86	3376	39.3	9	15	57	1
OPPONENTS	86	3689	42.9	10	17	59	0

PUNT RETURNS	No.	FC	Yds.	Avg.	Long	TD
Willhite	42	8	468	11.1	70t	1
Johnson	3	0	36	12.0	19	0
M. Jackson	2	0	7	3.5	6	0
Harden	1	0	41	41.0	41t	1
BRONCOS	48	8	552	11.5	70t	2
OPPONENTS	40	16	362	9.1	30	0

KICKOFF RETURNS	No.	Yds.	Avg.	Long	TD
Bell	23	531	23.1	42	0
Lang	21	480	22.9	42	0
Willhite	3	35	11.7	23	0
Johnson	2	21	10.5	21	0
Hunley	2	11	5.5	6	0
M. Jackson	1	16	16.0	16	0
Ryan	1	0	0.0	0	0
BRONCOS	53	1094	20.6	42	0
OPPONENTS	65	1299	20.0	51	0

FIELD GOAL BREAKDOWN	Distance	1-19	20-29	30-39	40-49	50+	Total
Karlis	0/0	0/0	3/4	8/8	8/14	1/2	20/28
OPPONENTS	0/0	4/5	9/10	10/14	1/3	21/17	

SACKS: Jones 13.5, Mecklenburg 9.5, Fletcher 5.5, Gilbert 4, Robbins 4, Woodard 3, Townsend 2.5, D. Smith 1, Ryan 1, Dennison 1, Comeaux 1, Lilly 1, T. Jackson 0.5, Hunley 0.5, Team 1, **TOTAL 49.0**

PASSING	Att.	Comp.	Yds.	Comp.%	Yd./Att.	TD	TD%	Int	Int%	LG	Sack/Lost	Rtg.
Elway	504	280	3485	55.6	6.91	19	3.8	13	2.6	53	32/233	79.0
Kubiak	38	23	249	60.5	6.55	1	2.6	3	7.9	26	3/23	55.7
Willhite	4	1	11	25.0	2.75	0	0.0	0	0.0	11	0/0	39.6
Norman	1	1	43	100.0	43.00	1	100.0	0	0.0	43t	0/0	158.3
Sewell	1	1	23	100.0	23.00	1	100.0	0	0.0	23t	3/17	158.3
Johnson	1	0	0	0.0	0.00	0	0.0	0	0.0	0	0/0	39.5
BRONCOS	549	306	3811	55.7	6.94	22	4.0	16	2.9	53	38/273	78.7
OPPONENTS	545	301	3755	55.2	6.89	21	3.9	18	3.3	57t	49/459	75.9

1986 DEFENSIVE STATS

(based on coaches' film review)

	TT	UT	A	S-YDS	I-YDS	PD	FF	FR
1 Hunley	164	99	65	0.5-0	1-22	2	2	1
2 Mecklenburg	127	83	44	9.5-96	0-0	3	1	1
3 Jones	96	52	44	13.5-152	0-0	5	1	1
4 Woodard	93	63	30	3-23	0-0	2	3	1
5 Foley	92	56	36	0-0	2-39	4	0	1
6 Ryan	91	58	33	1-5	0-0	0	1	0
7 Smith	88	66	22	1-9	1-0	12	2	1
8 Lilly	82	45	37	1-16	3-22	10	0	0
9 Wright	77	59	18	0-0	3-56	9	0	1
10 Harden	75	64	11	0-0	6-179	9	1	0
11 Townsend	70	42	28	2.5-33	0-0	0	0	1
12 Kragen	60	29	31	0-0	0-0	1	0	1
13 T. Jackson	58	45	13	0.5-0	0-0	1	1	0
14 Wilson	56	44	12	0-0	1-5	8	0	0
15 Robbins	48	40	8	4-51	0-0	6	1	2
16 Fletcher	43	26	17	5.5-41	0-0	2	0	2
17 Dennison	30	21	9	1-8	1-5	1	1	0
18 Haynes	26	16	10	0-0	0-0	1	1	0
19 Colorito	18	11	7	0-0	0-0	0	0	2
20 Gilbert	17	13	4	4-45	0-0	0	0	0
Carter	17	11	6	0-0	0-0	0	0	0
22 Hunter	3	2	1	0-0	0-0	1	0	0
23 Comeaux	1	1	0	1-9	0-0	0	2	1
TOTALS	1,432	946	486	48-488	18-318	77	17	16

1986 GAMES STARTED

OFFENSE	DEFENSE
QB Elway, John	16 DE Jones, Rulon
RB Lang, Gene	2 DE Townsend, Andre
RB Sewell, Steve	2 NT Carter, Rubin
RB Willhite, Gerald	12 NT Kragen, Greg
RB Winder, Sammy	15 LB Dennison, Rick
WR Jackson, Mark	1 LB Fletcher, Simon
WR Johnson, Vance	7 LB Hunley, Ricky
WR Sampson, Clint	5 LB Jackson, Tom
WR Watson, Steve	16 LB Mecklenburg, Karl
TE Hackett, Joey	4 LB Ryan, Jim
TE Kay, Clarence	12 LB Woodard, Ken
TE Mobley, Orson	3 CB Harden, Mike
C Bryan, Billy	16 CB Wright, Louis
T Lanier, Ken	16 S Foley, Steve
T Studdard, Dave	15 S Lilly, Tony
G Bishop, Keith	14 S Robbins, Randy
G Cooper, Mark	5 S Smith, Dennis
G Hood, Winford	2
G Howard, Paul	13

1986 COACHES

Dan Reeves (Head Coach), **Marvin Bass** (Special Assistant), **Joe Collier** (Asst. Head Coach/Defense), **Chan Gailey** (Special Teams/Tight Ends), **Alex Gibbs** (Offensive Line), **Stan Jones** (Defensive Line), **Al Miller** (Strength/Conditioning), **Myrel Moore** (Linebackers), **Nick Nicolau** (Running Backs), **Mike Shanahan** (Off. Coordinator/Quarterbacks and Wide Receivers), **Charlie West** (Def. Backs).

1986 LEADERS / RANKINGS

INDIVIDUAL	PLAYER	NO.	AFC RANK	NFL RANK	NFL LEADER	NO.
Points	Karlis	104	3	8	Franklin (NE)	140
Rushing Yards	Winder	789	7	17	Dickerson (Rams)	1,821
Passing Yards	Elway	3,485	7	9	Marino (MIA)	4,746
Passer Rating	Elway	79.0	9	11	Kramer (MIN)	92.6
Receiving Yards	M. Jackson	738	20	35	Rice (SF)	1,570
Receptions	Willhite	64	12t	19t	Christensen (Raid.)	95
Interceptions	Harden	6	5t	11t	Lott (SF)	10
Sacks	R. Jones	13.5	4	8	Taylor (NYG)	20.5
OFFENSE		NO.	AFC RANK	NFL RANK	NFL LEADER	NO.
Points Per Game		23.6	5	6	Miami	26.9
Total Yards Per Game		326.0	9	15	Cincinnati	405.6
Yards Per Play		5.0	6t	11t	Miami	6.3
Rushing Yards Per Game		104.9	7	20	Chicago	168.8
Net Passing Yards Per Game		221.1	7	10	Miami	298.7
DEFENSE		NO.	AFC RANK	NFL RANK	NFL LEADER	NO.
Points Per Game		20.4	5	15	Chicago	11.7
Total Yards Per Game		309.2	3	9	Chicago	258.1
Yards Per Play		4.8	1t	5t	Chicago	4.1
Rushing Yards Per Game		103.2	1	5	New York Giants	80.3
Net Passing Yards Per Game		206.0	7	16	St. Louis	164.8

1986 KEY AWARDS

Pro Bowl (6): G Keith Bishop, QB John Elway, DE Rulon Jones, LB Karl Mecklenburg, S Dennis Smith, RB Sammy Winder. **AP All-Pro (2):** DE Rulon Jones (first team), LB Karl Mecklenburg (first team). **Football News AFC Player of the Year:** LB Karl Mecklenburg. **UPI AFC Defensive Player of the Year:** DE Rulon Jones.

1986 NFL STANDINGS

AFC EAST

Team	W	L	T	Pct	PF	PA
y-New England	11	5	0	.688	412	307
x-New York Jets	10	6	0	.625	364	386
Miami	8	8	0	.500	430	405
Buffalo	4	12	0	.250	287	348
Indianapolis	3	13	0	.188	229	400

AFC CENTRAL

Team	W	L	T	Pct	PF	PA
*y-Cleveland	12	4	0	.750	391	310
Cincinnati	10	6	0	.625	409	394
Pittsburgh	6	10	0	.375	307	336
Houston	5	11	0	.313	274	329

AFC WEST

Team	W	L	T	Pct	PF	PA
y-Denver	11	5	0	.688	378	327
x-Kansas City	10	6	0	.625	358	326
Seattle	10	6	0	.625	366	293
L.A. Raiders	8	8	0	.500	323	346
San Diego	4	12	0	.250	335	396

NFC EAST

Team	W	L	T	Pct	PF	PA
*y-New York Giants	14	2	0	.875	371	236
x-Washington	12	4	0	.750	368	296
Dallas	7	9	0	.438	346	337
Philadelphia	5	10	1	.344	256	312
St. Louis	4	11	1	.281	218	351

NFC CENTRAL

Team	W	L	T	Pct	PF	PA
y-Chicago	14	2	0	.875	352	187
Minnesota	9	7	0	.563	398	273
Detroit	5	11	0	.313	277	326
Green Bay	4	12	0	.250	254	418
Tampa Bay	2	14	0	.125	239	473

NFC WEST

Team	W	L	T	Pct	PF	PA
y-San Francisco	10	5	1	.656	374	247
x-L.A. Rams	10	6	0	.625	309	267
Atlanta	7	8	1	.469	280	280
New Orleans	7	9	0	.438	288	287

x - Playoffs; y - Division Title; * - Home-field Advantage

WILD CARD PLAYOFF GAMES

12/28 - at New York Jets 35, Kansas City 15
12/28 - at Washington 19, L.A Rams 7

DIVISIONAL PLAYOFF GAMES

1/3 - at Cleveland 23, New York Jets 20 (OT)
1/3 - Washington 27, at Chicago 13
1/4 - at Denver 22, New England 17
1/4 - at New York Giants 49, San Francisco 3

CONFERENCE CHAMPIONSHIPS

1/11 - Denver 23, at Cleveland 20 (OT)
1/11 - at New York Giants 17, Washington 0

SUPER BOWL XXI (PASADENA, CALIF.)

1/25 - New York Giants 39, Denver 20

1985 FINAL STATISTICS (II-5)

Head Coach: Dan Reeves
AFC West: 2nd
Home Stadium: Mile High Stadium

Date	W-L	Score	Opponent	Attendance	RUSHING	No.	Yds.	Avg.	Long	TD						
Sept 8	L	16-20	at L.A. Rams	52,522	Winder	199	714	3.6	42	8						
Sept 15	W	34-23	New Orleans	74,488	Lang	84	318	3.8	26	5						
Sept 22	W	44-28	at Atlanta	37,903	Sewell	82	275	3.4	16	4						
Sept 29	L	26-30	Miami	73,614	Elway	50	253	5.1	22	0						
Oct 6	W	31-20	Houston	74,699	Willhite	66	237	3.6	14	0						
Oct 13	W	15-10	at Indianapolis	60,128	V. Johnson	10	36	3.6	14	0						
Oct 20	W	13-10	Seattle (OT)	74,899	Poole	4	12	3.0	6	0						
Oct 27	W	30-10	at Kansas City	68,248	Kubiak	1	6	6.0	6	0						
Nov 3	L	10-30	at San Diego	57,312	Norman	1	0	0.0	0	0						
Nov 11	W	17-16	San Francisco	73,173	BRONCOS	497	1851	3.7	42	20						
Nov 17	W	30-24	San Diego (OT)	74,376	OPPONENTS	475	1973	4.2	61t	10						
Nov 24	L	28-31	at L.A. Raiders (OT)	63,161												
Dec 1	W	31-23	at Pittsburgh	56,797	RECEIVING	No.	Yds.	Avg.	Long	TD						
Dec 8	L	14-17	L.A. Raiders (OT)	75,042	Watson	61	915	15.0	60	5						
Dec 14	W	14-13	Kansas City	69,209	V. Johnson	51	721	14.1	63t	3						
Dec 20	W	27-24	at Seattle	56,283	Willhite	35	297	8.5	21	1						
TEAM STATISTICS					Winder	31	197	6.4	24	0						
TOTAL FIRST DOWNS					Kay	29	339	11.7	27	3						
Rushing					J. Wright	28	246	8.8	30	1						
Passing					Sampson	26	432	16.6	46	4						
Penalty					Sewell	24	224	9.3	54t	1						
3RD DOWN: MADE/ATT					Lang	23	180	7.8	24	2						
3rd Down Pct.					B. Johnson	19	380	20.0	65t	3						
4TH DOWN: MADE/ATT					Cooper	1	13	13.0	13	0						
4th Down Pct.					Barber	1	8	8.0	8	0						
TOTAL NET YARDS					BRONCOS	329	3952	12.0	65t	23						
Avg. Per Game					OPPONENTS	277	3584	12.9	73	22						
Total Plays																
Avg. Per Play					INTERCEPTIONS	No.	Yds.	Avg.	Long	TD						
NET YARDS RUSHING					Harden	5	100	20.0	42t	1						
Avg. Per Game					L. Wright	5	44	8.8	24	0						
Total Rushes					Foley	3	47	15.7	29	0						
Avg. Per Rush					D. Smith	3	46	15.3	39	0						
NET YARDS PASSING					Wilson	3	8	2.7	8	0						
Avg. Per Game					Lilly	2	4	2.0	4	0						
Sacked/Yards Lost					Hunter	1	20	20.0	20	0						
Gross Yards					Woodard	1	18	18.0	18	0						
Att./Completions					Robbins	1	3	3.0	3	0						
Completion Pct.					BRONCOS	24	290	12.1	42t	1						
Had Intercepted					OPPONENTS	23	332	14.4	69t	2						
Avg. Per Pass Play																
PUNTS/AVERAGE					PUNTING	No.	Yds.	Avg.	TB	In20	Long	B				
NET PUNTING AVG					Norman	92	3764	40.9	12	16	61	—				
TOTAL RETURN YARDAGE					Team	2	0	0.0	0	0	0	—				
Punt Returns/Average					BRONCOS	94	3764	40.0	12	16	61	2				
Kickoff Returns/Average					OPPONENTS	94	3868	41.1	11	19	68	2				
Intercept. Ret./Average																
PENALTIES/YARDS					PUNT RETURNS	No.	FC	Yds.	Avg.	Long	TD					
FUMBLES/BALL LOST					V. Johnson	30	6	260	8.7	38	0					
TOUCHDOWNS					Willhite	16	5	169	10.6	18	0					
Rushing					BRONCOS	46	11	429	9.3	38	0					
Passing					OPPONENTS	38	17	325	8.6	30	0					
Returns																
Extra Points Made/Attempts					KICKOFF RETURNS	No.	Yds.	Avg.	Long	TD						
Field Goals Made/Attempts					V. Johnson	30	740	24.7	39	0						
TOTAL POINTS					Lang	17	361	21.2	33	0						
SCORE BY PERIODS					Willhite	2	40	20.0	20	0						
BRONCOS					Hunter	2	33	16.5	18	0						
OPPONENTS					Sewell	1	29	29.0	29	0						
SCORING					BRONCOS	52	1203	23.1	39	0						
TD					OPPONENTS	64	1346	21.0	98t	1						
Ru																
Pa																
Rt																
PAT																
FG																
S																
PTS																
Karlis																
Winder																
Lang																
Sewell																
Watson																
Willhite																
Sampson																
V. Johnson																
B. Johnson																
Kay																
Harden																
J. Wright																
L. Wright																
BRONCOS																
OPPONENTS																
FIELD GOAL BREAKDOWN																
Distance					1-19	20-29	30-39	40-49	50+	Total						
Karlis					2/2	7/9	6/11	8/11	0/5	23/38						
OPPONENTS					1/1	11/11	10/10	3/8	1/3	26/33						
KARLIS: (24G) (43G,48G) (42G,25G,47G) (43G, 34G)																
(37G,51N,51N) (43N,32G,30G,18G,28N) (33N,52N,56N,45G,24G)																
(24G,23G,19G) (38N,50N,36G) (48N,24G) (28N,34G) (49N)																
(42G,39N) (35N) () (25G,34N,43G)																
SACKS: Mecklenburg 13, Jones 10, Chavous 6, Townsend 5, D. Smith 4, Woodard 3, Kragen 2, Fletcher 1, Carter 1, Harden 1, Ryan 1, TOTAL 47.0																
PASSING					Att.	Comp.	Yds.	Comp.%	Yd./Att.	TD	TD%	Int	Int%	LG	Sack/Lost	Rtg.
Elway					605	327	3891	54.0	6.43	22	3.6	23	3.8	65t	38/307	70.0
Kubiak					5	2	61	40.0	12.20	1	20.0	0	0.0	54t	0/0	125.7
Willhite					3	0	0	0.0	0.00	0	0.0	0	0.0	0	0/0	39.5
Norman					1	0	0	0.0	0.00	0	0.0	0	0.0	0	0/0	39.5
Winder					1	0	0	0.0	0.00	0	0.0	0	0.0	0	0/0	39.5
Sewell					1	0	0	0.0	0.00	0	0.0	0	0.0	0	0/0	39.5
V. Johnson					1	0	0	0.0	0.00	0	0.0	0	0.0	0	0/0	39.5
BRONCOS					617	329	3952	53.3	6.41	23	3.7	23	3.7	65t	38/307	70.0
OPPONENTS					547	277	3584	50.6	6.55	22	4.0	24	4.4	73	47/378	66.6

1985 DEFENSIVE STATS

(based on unofficial press box statistics)

	TT	UT	A	S-YDS	I-YDS	PD	FF	FR
1 Harden	82	72	10	1-11	5-100	18	0	2
2 Busick	81	64	17	0-0	0-0	2	0	1
3 Woodard	79	70	9	3-32	1-18	3	0	0
4 Jones	68	58	10	10-84	0-0	1	1	3
5 Lilly	67	54	13	0-0	2-4	4	1	1
6 Smith	66	54	12	4-27	3-46	17	1	0
7 Mecklenburg	65	60	5	13-103	0-0	4	5	1
8 Ryan	58	52	6	1-8	0-0	3	0	0
9 Foley	48	38	10	0-0	3-47	7	0	0
10 Carter	47	39	8	1-7	0-0	1	1	0
11 L. Wright	44	41	3	0-0	5-44	15	0	1
12 Townsend	30	27	3	5-46	0-0	3	0	0
13 Chavous	29	23	6	6-34	0-0	0	0	2
14 T. Jackson	28	19	9	0-0	0-0	1	0	0
15 Dennison	25	22	3	0-0	0-0	0	1	0
Wilson	25	22	3	0-0	3-8	12	0	1
17 Hunter	23	19	4	0-0	1-20	1	0	0
18 Hunley	19	18	1	0-0	0-0	2	0	0
19 Fletcher	17	12	5	1-11	0-0	0	0	0
20 Robbins	16	16	0	0-0	1-3	4	0	0
21 Kragen	13	11	2	2-15	0-0	0	0	0
22 Comeaux	6	6	0	0-0	0-0	0	0	0
TOTALS	936	797	139	47-378	24-290	98	10	12

1985 GAMES STARTED

OFFENSE		DEFENSE	
QB Elway, John	16	DE Chavous, Barney	15
RB Lang, Gene	2	DE Jones, Rulon	16
RB Sewell, Steve	2	DE Townsend, Andre	1
RB Willhite, Gerald	4	NT Carter, Rubin	16
RB Winder, Sammy	12	NT Kragen, Greg	1
WR Johnson, Butch	7	LB Busick, Steve	16
WR Johnson, Vance	8	LB Dennison, Rick	7
WR Watson, Steve	15	LB Fletcher, Simon	1
TE Barber, Mike	1	LB Hunley, Ricky	2
TE Kay, Clarence	16	LB Jackson, Tom	5
TE Wright, James	12	LB Mecklenburg, Karl	9
C Bryan, Billy	16	LB Ryan, Jim	14
T/TE Cooper, Mark	2	LB Woodard, Ken	9
T Lanier, Ken	16	CB/S Harden, Mike	16
T Studdard, Dave	15	CB Wilson, Steve	4
G Bishop, Keith	14	CB Wright, Louis	15
G Hood, Winford	3	S Foley, Steve	11
G Howard, Paul	15	S Lilly, Tony	5
		S Robbins, Randy	1
		S Smith, Dennis	12

1985 COACHES

Dan Reeves (Head Coach), **Marvin Bass** (Special Assistant), **Joe Collier** (Asst. Head Coach/Defense), **Chan Gailey** (Special Teams/Defensive Asst.), **Alex Gibbs** (Head Offensive Line), **Stan Jones** (Defensive Line), **Al Miller** (Strength/Conditioning), **Myrel Moore** (Linebackers), **Nick Nicolau** (Running Backs), **Mike Shanahan** (Offensive Coordinator/Quarterbacks and Wide Receivers), **Doc Urich** (Tight Ends/Asst. Offensive Line), **Charlie West** (Defensive Backs).

1985 LEADERS / RANKINGS

INDIVIDUAL	PLAYER	NO.	AFC RANK	NFL RANK	NFL LEADER	NO.
Points	Karlis	110	6	8	Butler (CHI)	144
Rushing Yards	Winder	714	14	27	Allen (Raid.)	1,759
Passing Yards	Elway	3,891	2	2	Marino (MIA)	4,137
Passer Rating	Elway	70.2	8	17t	O'Brien (NYJ)	96.2
Receiving Yards	Watson	915	14	22	Largent (SEA)	1,287
Receptions	Watson	61	14	24	Craig (SF)	92
Interceptions	Harden/L. Wright	5	12t	21t	Walls (DAL)	9
Sacks	Mecklenburg	13	4	8t	Dent (CHI)	17
OFFENSE		NO.	AFC RANK	NFL RANK	NFL LEADER	NO.
Points Per Game		23.8	4	7	San Diego	29.2
Total Yards Per Game		343.5	6	10	San Diego	408.4
Yards Per Play		4.8	11	20	San Diego	5.9
Rushing Yards Per Game		115.7	8	16	Chicago	172.6
Net Passing Yards Per Game		227.8	4	6	San Diego	304.4
DEFENSE		NO.	AFC RANK	NFL RANK	NFL LEADER	NO.
Points Per Game		20.6	7	13	Chicago	12.4
Total Yards Per Game		323.7	7	13	Chicago	258.4
Yards Per Play		4.8	5t	9t	New York Giants	4.2
Rushing Yards Per Game		123.3	7	13	Chicago	82.4
Net Passing Yards Per Game		200.4	6	14	Washington	171.6

1985 KEY AWARDS

Pro Bowl (4): DE Rulon Jones, LB Karl Mecklenburg, S Dennis Smith, CB Louis Wright. **AP All-Pro (2):** DE Rulon Jones (second team), LB Karl Mecklenburg (first team).

1985 NFL STANDINGS

AFC EAST

Team	W	L	T	Pct	PF	PA
y-Miami	12	4	0	.750	428	320
x-New York Jets	11	5	0	.688	393	264
x-New England	11	5	0	.688	362	290
Indianapolis	5	11	0	.313	320	386
Buffalo	2	14	0	.125	200	381

AFC CENTRAL

Team	W	L	T	Pct	PF	PA
y-Cleveland	8	8	0	.500	287	294
Cincinnati	7	9	0	.438	441	437
Pittsburgh	7	9	0	.438	379	355
Houston	5	11	0	.313	284	412

AFC WEST

Team	W	L	T	Pct	PF	PA
*y-L.A. Raiders	12	4	0	.750	354	308
Denver	11	5	0	.688	380	329
Seattle	8	8	0	.500	349	303
San Diego	8	8	0	.500	467	435
Kansas City	6	10	0	.375	317	360

NFC EAST

Team	W	L	T	Pct	PF	PA
y-Dallas	10	6	0	.625	357	333
x-New York Giants	10	6	0	.625	399	283
Washington	10	6	0	.625	297	312
Philadelphia	7	9	0	.438	286	310
St. Louis	5	11	0	.313	278	414

NFC CENTRAL

Team	W	L	T	Pct	PF	PA
*y-Chicago	15	1	0	.938	456	198
Green Bay	8	8	0	.500	337	355
Minnesota	7	9	0	.438	346	359
Detroit	7	9	0	.438	307	366
Tampa Bay	2	14	0	.125	294	448

NFC WEST

Team	W	L	T	Pct	PF	PA
y-L.A. Rams	11	5	0	.688	340	277
x-San Francisco	10	6	0	.625	411	263
New Orleans	5	11	0	.313	294	401
Atlanta	4	12	0	.250	282	452

x – Wild Card Qualifier; y – Division Title; * – Home-field Advantage

WILD CARD PLAYOFF GAMES

12/28 – New England 26, at New York Jets 14
12/29 – at New York Giants 17, San Francisco 3

DIVISIONAL PLAYOFF GAMES

1/4 – at Miami 24, Cleveland 21
1/4 – at L.A. Rams 20, Dallas 0
1/5 – New England 27, at L.A. Raiders 20
1/5 – at Chicago 21, New York Giants 0

CONFERENCE CHAMPIONSHIPS

1/12 – New England 31, at Miami 14
1/12 – at Chicago 24, L.A. Rams 0

SUPER BOWL XX (NEW ORLEANS)

1/26 – Chicago 46, New England 10

1984 FINAL STATISTICS (13-3)

Head Coach: Dan Reeves AFC West: 1st Home Stadium: Mile High Stadium

Date	W-L	Score	Opponent	Attendance	RUSHING	No.	Yds.	Avg.	Long	TD						
Sept 2	W	20-17	Cincinnati	74,178	Winder	296	1153	3.9	24	4						
Sept 9	L	0-27	at Chicago	54,335	Willhite	77	371	4.8	52	2						
Sept 16	W	24-14	at Cleveland	61,980	Elway	56	237	4.2	21	1						
Sept 23	W	21-0	Kansas City	74,263	Parros	46	208	4.5	25	2						
Sept 30	W	16-13	L.A. Raiders	74,833	Lang	8	42	5.3	15	2						
Oct 7	W	28-7	at Detroit	55,836	Brewer	10	28	2.8	8	0						
Oct 15	W	17-14	Green Bay	62,546	Kubiak	9	27	3.0	17	1						
Oct 21	W	37-7	at Buffalo	31,204	Myles	5	7	1.4	2	0						
Oct 28	W	22-19	at L.A. Raiders (OT)	91,020	Johnson	1	3	3.0	3	0						
Nov 4	W	26-19	New England	74,908	BRONCOS	508	2076	4.1	52	12						
Nov 11	W	16-13	at San Diego	53,162	OPPONENTS	435	1664	3.8	72	10						
Nov 18	W	42-21	Minnesota	74,716	RECEIVING	No.	Yds.	Avg.	Long	TD						
Nov 25	L	24-27	Seattle	74,922	Watson	69	1170	17.0	73	7						
Dec 2	L	13-16	at Kansas City	38,494	Winder	44	288	6.5	21	2						
Dec 9	W	16-13	San Diego	74,867	Johnson	42	587	14.0	49	6						
Dec 15	W	31-14	at Seattle	64,411	Willhite	27	298	11.0	63	0						
					Sawyer	17	122	7.2	25	0						
					Kay	16	136	8.5	21	3						
					J. Wright	11	118	10.7	21	1						
					Sampson	9	123	13.7	25	1						
					Alexander	8	132	16.5	41	1						
					Parros	6	25	4.2	9	0						
					Lang	4	24	6.0	9t	1						
					Summers	3	32	10.7	16	0						
					Myles	2	22	11.0	12	0						
					Brewer	2	20	10.0	16	0						
					Kubiak	1	20	20.0	20	0						
					Logan	1	3	3.0	3	0						
					Studdard	1	-4	-4.0	-4	0						
					BRONCOS	263	3116	11.8	73	22						
					OPPONENTS	346	4453	12.9	80t	16						
TEAM STATISTICS					Den	Opp										
TOTAL FIRST DOWNS					299	311										
Rushing					121	90										
Passing					152	206										
Penalty					26	15										
3RD DOWN: MADE/ATT					68/207	84/240										
3rd Down Pct.					32.9	35.0										
4TH DOWN: MADE/ATT					6/7	8/23										
4th Down Pct.					85.7	34.8										
TOTAL NET YARDS					4935	5687										
Avg. Per Game					308.4	355.4										
Total Plays					1018	1123										
Avg. Per Play					4.8	5.1										
NET YARDS RUSHING					2076	1664										
Avg. Per Game					129.8	104.0										
Total Rushes					508	435										
Avg. Per Rush					4.1	3.8										
NET YARDS PASSING					2851	4023										
Avg. Per Game					178.7	251.4										
Sacked/Yards Lost					35/257	57/430										
Gross Yards					3116	4453										
Att./Completions					475/263	632/346										
Completion Pct.					55.4	54.7										
Had Intercepted					17	31										
Avg. Per Pass Play					5.6	5.8										
PUNTS/AVERAGE					96/40.1	81/41.5										
NET PUNTING AVG					35.4	35.1										
TOTAL RETURN YARDAGE					1725	1700										
Punt Returns/Average					41/7.8	44/7.5										
Kickoff Returns/Average					45/19.9	55/21.5										
Intercept. Ret./Average					31/16.5	17/11.1										
PENALTIES/YARDS					78/636	104/891										
FUMBLES/BALL LOST					36/17	44/24										
TOUCHDOWNS					42	26										
Rushing					12	10										
Passing					22	16										
Returns					8	0										
Extra Points Made/Attempts					38/41	26/26										
Field Goals Made/Attempts					21/28	19/33										
TOTAL POINTS					353	241										
SCORE BY PERIODS					1	2	3	4	OT	Total						
BRONCOS					75	125	68	82	3	353						
OPPONENTS					49	74	45	73	0	241						
SCORING					TD	Ru	Pa	Rt	PAT	FG	S	PTS				
Karlis					0	0	0	0	38/41	21/28	0	101				
Watson					7	0	7	0	0/0	0/0	0	42				
Winder					6	4	2	0	0/0	0/0	0	36				
Johnson					6	0	6	0	0/0	0/0	0	36				
Lang					3	2	1	0	0/0	0/0	0	18				
Kay					3	0	3	0	0/0	0/0	0	18				
Parros					2	2	0	0	0/0	0/0	0	12				
Foley					2	0	0	2	0/0	0/0	0	12				
Willhite					2	2	0	0	0/0	0/0	0	12				
Kubiak					1	1	0	0	0/0	0/0	0	6				
Robbins					1	0	0	1	0/0	0/0	0	6				
Smith					1	0	0	1	0/0	0/0	0	6				
Woodard					1	0	0	1	0/0	0/0	0	6				
Jones					1	0	0	1	0/0	0/0	0	6				
Alexander					1	0	1	0	0/0	0/0	0	6				
Harden					1	0	0	1	0/0	0/0	0	6				
Sampson					1	0	1	0	0/0	0/0	0	6				
L. Wright					1	0	0	1	0/0	0/0	0	6				
J. Wright					1	0	1	0	0/0	0/0	0	6				
Elway					1	1	0	0	0/0	0/0	0	6				
BRONCOS					42	12	22	8	38/41	21/28	0	353				
OPPONENTS					26	10	16	0	26/26	19/33	1	241				
PASSING					Att.	Comp.	Yds.	Comp.%	Yd./Att.	TD	TD%	Int	Int%	LG	Sack/Lost	Rtg.
Elway					380	214	2598	56.3	6.84	18	4.7	15	3.9	73	24/158	76.8
Kubiak					75	44	440	58.7	5.87	4	5.3	1	1.3	41	10/86	87.6
Stankavage					18	4	58	22.2	3.22	0	0.0	1	5.6	16	1/13	17.1
Willhite					2	1	20	50.0	10.00	0	0.0	0	0.0	20	0/0	85.3
BRONCOS					475	263	3116	55.4	6.56	22	4.6	17	3.6	73	35/257	75.8
OPPONENTS					632	346	4453	54.7	7.05	16	2.5	31	4.9	80t	57/430	64.9

1984 DEFENSIVE STATS

(based on coaches' film review)

	TT	UT	A	S-YDS	I-YDS	PD	FR
1 Busick	195	112	83	1-9	2-21	4	1
2 Foley	167	108	59	0-0	6-97	10	2
3 Dennison	164	104	60	3-11	0-0	3	0
4 T. Jackson	141	89	52	6-45	0-0	13	1
5 Wright	113	98	15	0-0	1-1	14	2
6 Ryan	106	59	47	3-25	1-13	2	1
7 Jones	105	50	55	11-83	0-0	1	2
8 Harden	97	70	27	0-0	6-79	18	2
9 D. Smith	92	68	24	1-9	3-13	9	1
10 Carter	84	53	31	3-20	0-0	0	3
11 Chavous	66	40	26	7.5-42	0-0	1	0
12 Bowyer	58	35	23	3-21	0-0	0	1
13 Townsend	51	32	19	5-36	0-0	0	1
14 Woodard	49	30	19	3-32	1-27	3	0
15 Wilson	46	38	8	0.5-0	4-59	2	1
16 Mecklenburg	41	35	6	7-80	2-105	2	1
17 Garnett	41	24	17	1-6	0-0	4	1
18 Robbins	28	19	9	1-9	2-62	9	1
19 R. Jackson	17	12	5	0-0	1-23	2	0
20 Comeaux	10	7	3	1-12	1-5	0	1
21 Manor	5	2	3	0-0	0-0	0	0
22 Lilly	3	2	1	0-0	1-5	0	1
23 Hunley	1	1	0	0-0	0-0	0	0
24 A. Smith	1	1	0	0-0	0-0	0	0
TOTALS	1,681	1,089	592	57-440	31-510	97	23

1984 GAMES STARTED

OFFENSE

QB Elway, John	14
QB Kubiak, Gary	2
RB Parros, Rick	2
RB Summers, Don	1
RB Willhite, Gerald	1
RB Winder, Sammy	15
WR Johnson, Butch	11
WR Sampson, Clint	3
WR Watson, Steve	15
WR Wilson, Steve	1
TE Kay, Clarence	13
TE Sawyer, John	8
TE Wright, Jim	9
C Bryan, Billy	16
T Hood, Winford	2
T Lanier, Ken	15
T Studdard, Dave	16
G Bishop, Keith	14
G Cooper, Mark	4
G Howard, Paul	14

DEFENSE

DE Bowyer, Walt	1
DE Chavous, Barney	15
DE Jones, Rulon	16
NT Carter, Rubin	15
NT Garnett, Scott	1
LB Busick, Steve	16
LB Dennison, Rick	15
LB Jackson, Tom	16
LB Mecklenburg, Karl	1
LB Ryan, Jim	14
LB Woodard, Ken	2
CB Harden, Mike	16
CB Wilson, Steve	1
CB Wright, Louis	15
S Foley, Steve	16
S Robbins, Randy	1
S Smith, Dennis	15

1984 COACHES

Dan Reeves (Head Coach), **Marvin Bass** (Head Offensive Line), **Joe Collier** (Asst. Head Coach/Defense), **Alex Gibbs** (Offensive Line), **I.J. Gorman** (Strength/Conditioning), **Stan Jones** (Defensive Line), **Myrel Moore** (Linebackers), **Nick Nicolau** (Running Backs), **Fran Polsfoot** (Tight Ends/Special Teams), **Mike Shanahan** (Wide Receivers), **Charlie West** (Defensive Backs).

1984 LEADERS / RANKINGS

INDIVIDUAL	PLAYER	NO.	AFC RANK	NFL RANK	NFL LEADER	NO.
Points	Karlis	101	6	12t	Wersching (SF)	131
Rushing Yards	Winder	1,153	3	11	Dickerson (Rams)	1,808
Passing Yards	Elway	2,598	7	15	Marino (MIA)	5,084
Passer Rating	Elway	76.8	8	16	Marino (MIA)	108.9
Receiving Yards	Watson	1,170	4	7	Green (STL)	1,555
Receptions	Watson	69	6t	14t	Monk (WAS)	106
Interceptions	Foley/Harden	6	5t	11t	Easley (SEA)	10
Sacks	Jones	11	14t	24t	Gastineau (NYJ)	22
OFFENSE		NO.	AFC RANK	NFL RANK	NFL LEADER	NO.
Points Per Game		22.1	7	11	Miami	32.1
Total Yards Per Game		308.4	10	22	Miami	433.5
Yards Per Play		4.8	11	20t	Miami	6.5
Rushing Yards Per Game		129.8	4	10	Chicago	185.9
Net Passing Yards Per Game		178.7	13	24	Miami	313.6
DEFENSE		NO.	AFC RANK	NFL RANK	NFL LEADER	NO.
Points Per Game		15.1	1	2	San Francisco	14.2
Total Yards Per Game		355.4	12	25	Chicago	241.4
Yards Per Play		5.1	8t	16t	L.A. Raiders	4.3
Rushing Yards Per Game		104.0	2	5	Chicago	86.1
Net Passing Yards Per Game		251.4	13	27	New Orleans	153.3

1984 KEY AWARDS

Pro Bowl (1): RB Sammy Winder. *Sports Illustrated* NFL Coach of the Year: Dan Reeves. K.C. 101 Club AFC Coach of the Year: Dan Reeves.

1984 NFL STANDINGS

AFC EAST

Team	W	L	T	Pct	PF	PA
*y-Miami	14	2	0	.875	513	298
New England	9	7	0	.563	362	352
New York Jets	7	9	0	.438	332	364
Indianapolis	4	12	0	.250	239	414
Buffalo	2	14	0	.125	250	454

AFC CENTRAL

Team	W	L	T	Pct	PF	PA
y-Pittsburgh	9	7	0	.563	387	310
Cincinnati	8	8	0	.500	339	339
Cleveland	5	11	0	.313	250	297
Houston	3	13	0	.188	240	437

AFC WEST

Team	W	L	T	Pct	PF	PA
y-Denver	13	3	0	.813	353	241
x-Seattle	12	4	0	.750	418	282
x-L.A. Raiders	11	5	0	.688	368	278
Kansas City	8	8	0	.500	314	324
San Diego	7	9	0	.438	394	413

NFC EAST

Team	W	L	T	Pct	PF	PA
y-Washington	11	5	0	.688	426	310
x-New York Giants	9	7	0	.563	299	301
St. Louis	9	7	0	.563	423	345
Dallas	9	7	0	.563	308	308
Philadelphia	6	9	1	.406	278	320

NFC CENTRAL

Team	W	L	T	Pct	PF	PA
y-Chicago	10	6	0	.625	325	248
Green Bay	8	8	0	.500	390	309
Tampa Bay	6	10	0	.375	335	380
Detroit	4	11	1	.281	283	408
Minnesota	3	13	0	.188	276	484

NFC WEST

Team	W	L	T	Pct	PF	PA
*y-San Francisco	15	1	0	.938	475	227
x-L.A. Rams	10	6	0	.625	346	316
New Orleans	7	9	0	.438	298	361
Atlanta	4	12	0	.250	281	382

x – Wild Card Qualifier; y – Division Title; * – Home-field Advantage

WILD CARD PLAYOFF GAMES

12/22 – at Seattle 13, L.A. Raiders 7
12/23 – New York Giants 16, at L.A. Rams 13

DIVISIONAL PLAYOFF GAMES

12/29 – at Miami 31, Seattle 10
12/29 – at San Francisco 21, New York Giants 10
12/30 – Pittsburgh 24, at Denver 17
12/30 – Chicago 23, at Washington 19

CONFERENCE CHAMPIONSHIPS

1/6 – at Miami 45, Pittsburgh 28
1/6 – at San Francisco 23, Chicago 0

SUPER BOWL XIX (STANFORD, CALIF.)

1/20 – San Francisco 38, Miami 16

1983 FINAL STATISTICS (9-7)

Head Coach: Dan Reeves AFC West: 3rd Home Stadium: Mile High Stadium

Date	W-L	Score	Opponent	Attendance	RUSHING	No.	Yds.	Avg.	Long	TD
Sept 4	W	14-10	at Pittsburgh	58,233	Winder	196	757	3.9	52	3
Sept 11	W	17-10	at Baltimore	52,613	Poole	81	246	3.0	19	4
Sept 18	L	10-13	Philadelphia	74,202	Preston	57	222	3.9	28	1
Sept 25	L	7-22	L.A. Raiders	74,289	Willhite	43	188	4.4	24t	3
Oct 2	L	14-31	at Chicago	58,210	Elway	28	146	5.2	23	1
Oct 9	W	26-14	at Houston	58,210	Parros	30	96	3.2	13	1
Oct 16	W	24-17	Cincinnati	74,305	Myles	8	52	6.5	16	0
Oct 23	W	14-6	San Diego	74,581	DeBerg	13	28	2.2	11	1
Oct 30	W	27-24	Kansas City	74,640	Upchurch	6	19	3.2	9	0
Nov 6	L	19-27	at Seattle	61,189	Kubiak	4	17	4.3	8	1
Nov 13	L	20-22	at L.A. Raiders	51,945	Watson	3	17	5.7	10	0
Nov 20	W	38-27	Seattle	74,710	Prestridge	1	7	7.0	7	0
Nov 27	L	7-31	at San Diego	43,650	J. Wright	1	-11	-11.0	-11	0
Dec 4	W	27-6	Cleveland	70,912	BRONCOS	471	1784	3.8	52	15
Dec 11	W	21-19	Baltimore	74,854	OPPONENTS	509	1938	3.8	29	14
Dec 18	L	17-48	at Kansas City	11,377						

TEAM STATISTICS	Den	Opp	RECEIVING	No.	Yds.	Avg.	Long	TD
TOTAL FIRST DOWNS	292	321	Watson	59	1133	19.2	78t	5
Rushing	99	119	Upchurch	40	639	16.0	40	2
Passing	155	185	Winder	23	150	6.5	17	0
Penalty	38	17	Egloff	20	205	10.3	32	2
3RD DOWN: MADE/ATT	68/213	92/235	Poole	20	184	9.2	23	0
3rd Down Pct.	31.9	39.1	Preston	17	137	8.1	25	1
TOTAL NET YARDS	4811	5609	Willhite	14	153	10.9	26t	1
Avg. Per Game	300.7	350.6	J. Wright	13	134	10.3	23	0
Total Plays	1025	1099	Thomas	12	182	15.2	44	0
Avg. Per Play	4.7	5.1	Parros	12	126	10.5	33t	2
NET YARDS RUSHING	1784	1938	Sampson	10	200	20.0	49t	3
Avg. Per Game	111.5	121.1	Myles	7	119	17.0	33	1
Total Rushes	471	509	Odoms	4	62	15.5	21	0
Avg. Per Rush	3.8	3.8	Sawyer	3	42	14.0	17	0
NET YARDS PASSING	3027	3671	BRONCOS	254	3466	13.6	78t	17
Avg. Per Game	189.2	229.4	Sawyer	4	62	15.5	21	0
Sacked/Yards Lost	55/439	38/317	OPPONENTS	307	3988	13.0	72t	18

SCORE BY PERIODS	1	2	3	4	OT	TOTAL	BRONCOS	OPPONENTS
BRONCOS	41	80	39	142	0	302	38	10
OPPONENTS	85	87	76	79	0	327	55	8

SCORING	TD	Ru	Pa	Rt	PAT	FG	S	PTS	KICKOFF RETURNS	No.	Yds.	Avg.	Long	TD
Karlis	0	0	0	0	33/34	21/25	0	96	Thomas	28	573	20.5	42	0
Watson	5	0	5	0	0/0	0/0	0	30	Wilson	24	485	20.2	32	0
Poole	4	4	0	0	0/0	0/0	0	24	Studdard	2	8	4.0	8	0
Willhite	4	3	1	0	0/0	0/0	0	24	Harden	1	9	9.0	9	0
Parros	3	1	2	0	0/0	0/0	0	18	T. Jackson	1	2	2.0	2	0
Sampson	3	0	3	0	0/0	0/0	0	18	BRONCOS	56	1077	19.2	42	0
Winder	3	3	0	0	0/0	0/0	0	18	OPPONENTS	46	824	17.9	42	0
Egloff	2	0	2	0	0/0	0/0	0	12						
Preston	2	1	1	0	0/0	0/0	0	12						
Upchurch	2	0	2	0	0/0	0/0	0	12						
Chavous	1	0	0	1	0/0	0/0	0	6						
DeBerg	1	1	0	0	0/0	0/0	0	6						
Elway	1	1	0	0	0/0	0/0	0	6						
Kubiak	1	1	0	0	0/0	0/0	0	6						
Myles	1	0	1	0	0/0	0/0	0	6						
Thomas	1	0	0	1	0/0	0/0	0	6						
Jones	0	0	0	0	0/0	0/0	1	2						
BRONCOS	34	15	17	2	33/34	21/25	1	302						
OPPONENTS	36	14	18	4	34/36	25/33	0	327						

PASSING	Att.	Comp.	Yds.	Comp.%	Yd./Att.	TD	TD%	Int	Int%	LG	Sack/Lost	Rtg.
Elway	259	123	1663	47.5	6.42	7	2.7	14	5.4	49t	28/218	54.9
DeBerg	215	119	1617	55.3	7.52	9	4.2	7	3.3	54	25/201	79.7
Kubiak	22	12	186	54.5	8.45	1	4.5	1	4.5	78t	2/20	78.9
Upchurch	2	0	0	0.0	0.00	0	0.0	0	0.0	0	0/0	39.5
Willhite	1	0	0	0.0	0.00	0	0.0	0	0.0	0	0/0	39.5
BRONCOS	499	254	3466	50.9	6.95	17	3.4	22	4.4	78t	55/439	66.4
OPPONENTS	552	307	3988	55.6	7.22	18	3.3	27	4.9	72t	38/317	69.0

FIELD GOAL BREAKDOWN	Distance	1-19	20-29	30-39	40-49	50+	Total
Karlis	0/0	7/8	7/9	6/7	1/1	21/25	
OPPONENTS	2/2	8/9	6/8	7/8	2/6	25/33	

SACKS: T. Jackson 5.5, D. Smith 5, Chavous 4.5, Jones 4, Manor 3, Gradishar 2.5, Mecklenburg 2, Bowyer 2, Busick 2, Woodard 2, Carter 1, R. Jackson 1, Wright 1, Latimer 0.5, **TOTAL 36.0**

1983 DEFENSIVE STATS

(based on coaches' film review)

	TT	UT	A	S-YDS	I-YDS	FR
1 Gradishar	224	133	91	2.5-20	1-5	3
2 Busick	130	71	59	2-16	0-0	0
3 Foley	124	85	39	0-0	5-28	1
T. Jackson	124	77	47	5.5-59	1-0	2
5 D. Smith	114	79	35	5-32	0-0	0
6 L. Wright	113	81	32	1-1	6-50	1
7 Ryan	102	64	38	0-0	0-0	1
8 Chavous	99	62	37	4.5-25	0-0	1
9 Harden	98	64	34	0-0	4-27	3
Carter	98	47	51	1-12	0-0	3
11 Jones	72	42	30	4-22	0-0	2
12 Manor	56	36	20	3-18	0-0	1
R. Jackson	56	29	27	1-10	1-15	0
14 Wilson	55	45	10	0-0	5-91	0
15 Latimer	51	33	18	0.5-4	0-0	0
16 Bowyer	45	27	18	2-19	0-0	1
17 Mecklenburg	24	12	12	2-20	0-0	0
18 Stachowski	21	9	12	0-0	4-39	0
19 Dennison	19	9	10	0-0	0-0	0
20 Woodard	18	15	3	2-12	0-0	2
21 Myers	11	9	2	0-0	0-0	0
22 Swenson	8	1	7	0-0	0-0	0
23 Dupree	1	1	0	0-0	0-0	0
TOTALS	1,663	1,031	632	36-270	27-355	21

1983 GAMES STARTED

OFFENSE

QB DeBerg, Steve	5	DE Bowyer, Walt	3
QB Elway, John	10	DE Chavous, Barney	13
QB Kubiak, Gary	1	DE Jones, Rulon	12
RB Parros, Rick	5	DE Manor, Brison	4
RB Poole, Nathan	10	NT Carter, Rubin	15
RB Preston, Dave	3	NT Latimer, Don	3
RB Winder, Sammy	13	LB Busick, Steve	15
WR Sampson, Clint	2	LB Dennison, Rick	1
WR Upchurch, Rick	11	LB Gradishar, Randy	16
WR Watson, Steve	16	LB Jackson, Tom	15
TE Egloff, Ron	10	LB Ryan, Jim	12
TE Sawyer, John	4	LB Swenson, Bob	2
TE Wright, Jim	6	LB Woodard, Ken	1
C Bryan, Billy	16	CB Harden, Mike	15
T Lanier, Ken	16	CB Wilson, Steve	3
T Studdard, Dave	16	CB Wright, Louis	16
G Bishop, Keith	16	S Foley, Steve	13
G Cooper, Mark	2	S Jackson, Roger	3
G Howard, Paul	14	S Smith, Dennis	13
		S Trimble, Steve	1

1983 COACHES

Dan Reeves (Head Coach), **Marvin Bass** (Special Assistant), **Joe Collier** (Asst. Head Coach/Defense), **I.J. Gorman** (Strength/Conditioning), **John Hadl** (Quarterbacks/Wide Receivers), **Stan Jones** (Defensive Line), **Myrel Moore** (Linebackers), **Nick Nicolau** (Running Backs), **Fran Polsfoot** (Tight Ends/Special Teams), **Dan Radakovich** (Offensive Line), **Charlie West** (Defensive Backs).

1983 LEADERS / RANKINGS

INDIVIDUAL	PLAYER	NO.	AFC RANK	NFL RANK	NFL LEADER	NO.
Points	Karlis	96	8	15	Moseley (WAS)	161
Rushing Yards	Winder	757	12	23	Dickerson (Rams)	1,808
Passing Yards	Elway	1,663	15	28	Dickey (GB)	4,458
Passer Rating	DeBerg	79.9	8	14	Bartkowski (ATL)	97.6
Receiving Yards	Watson	1,133	5	10	Quick (PHI)	1,409
Receptions	Watson	59	11	18t	Christensen (Raid.)	92
Interceptions	L. Wright	6	8t	15t	Murphy (WAS)	9
Sacks	T. Jackson	5.5	26t	62t	Gastineau (NYJ)	19
OFFENSE		NO.	AFC RANK	NFL RANK	NFL LEADER	NO.
Points Per Game		18.9	10	21	Washington	33.8
Total Yards Per Game		300.7	14	26	San Diego	387.3
Yards Per Play		4.7	11t	21t	Green Bay	6.1
Rushing Yards Per Game		111.5	11	23	Chicago	170.4
Net Passing Yards Per Game		189.2	9	20	San Diego	291.3
DEFENSE		NO.	AFC RANK	NFL RANK	NFL LEADER	NO.
Points Per Game		20.4	5	9	Miami	15.6
Total Yards Per Game		350.6	9	21	Cincinnati	270.4
Yards Per Play		5.1	7t	17t	Cincinnati	4.4
Rushing Yards Per Game		121.1	4	10	Washington	80.6
Net Passing Yards Per Game		229.4	12	23	New Orleans	168.2

1983 KEY AWARDS

Pro Bowl (2): LB Randy Gradishar, CB Louis Wright. **AP All-Pro (1):** LB Randy Gradishar (second team).

1983 NFL STANDINGS

AFC EAST

Team	W	L	T	Pct	PF	PA
y-Miami	12	4	0	.750	389	250
New England	8	8	0	.500	274	289
Buffalo	8	8	0	.500	283	351
Baltimore	7	9	0	.438	264	354
New York Jets	7	9	0	.438	313	331

AFC CENTRAL

Team	W	L	T	Pct	PF	PA
y-Pittsburgh	10	6	0	.625	355	303
Cleveland	9	7	0	.563	356	342
Cincinnati	7	9	0	.438	346	302
Houston	2	14	0	.125	288	460

AFC WEST

Team	W	L	T	Pct	PF	PA
*y-L.A. Raiders	12	4	0	.750	442	338
x-Seattle	9	7	0	.563	403	397
x-Denver	9	7	0	.563	302	327
San Diego	6	10	0	.375	358	462
Kansas City	6	10	0	.375	386	367

NFC EAST

Team	W	L	T	Pct	PF	PA
*y-Washington	14	2	0	.875	541	332
x-Dallas	12	4	0	.750	479	360
St. Louis	8	7	1	.531	374	428
Philadelphia	5	11	0	.313	233	322
New York Giants	3	12	1	.219	267	347

NFC CENTRAL

Team	W	L	T	Pct	PF	PA
y-Detroit	9	7	0	.563	347	286
Green Bay	8	8	0	.500	429	439
Chicago	8	8	0	.500	311	301
Minnesota	8	8	0	.500	316	348
Tampa Bay	2	14	0	.125	241	380

NFC WEST

Team	W	L	T	Pct	PF	PA
y-San Francisco	10	6	0	.625	432	293
x-L.A. Rams	9	7	0	.563	361	344
New Orleans	8	8	0	.500	319	337
Atlanta	7	9	0	.438	370	389

x – Wild Card Qualifier; y – Division Title; * – Home-field Advantage

WILD CARD PLAYOFF GAMES

12/24 – at Seattle 31, Denver 7

12/26 – L.A. Rams 24, at Dallas 17

DIVISIONAL PLAYOFF GAMES

12/31 – Seattle 27, at Miami 20

12/31 – at San Francisco 24, Detroit 23

1/1 – at L.A. Raiders 38, Pittsburgh 10

1/1 – at Washington 51, L.A. Rams 7

CONFERENCE CHAMPIONSHIPS

1/8 – at L.A. Raiders 30, Seattle 14

1/8 – at Washington 24, San Francisco 21

SUPER BOWL XVIII (TAMPA, FLA.)

1/22 – L.A. Raiders 38, Washington 9

1982 FINAL STATISTICS (2-7)

Head Coach: Dan Reeves AFC West: 5th Home Stadium: Mile High Stadium

Date	W-L	Score	Opponent	Attendance	RUSHING	No.	Yds.	Avg.	Long	TD
Sept 12	L	3-23	San Diego	73,564	Willhite	70	347	5.0	23	2
Sept 19	W	24-21	San Francisco	73,899	Parros	77	277	3.6	14	1
Sept 26			at New Orleans	Canceled	Winder	67	259	3.9	18	1
Oct 3			Pittsburgh	Canceled	Preston	19	81	4.3	13	0
Oct 10			at New York Jets	Canceled	Poole	7	36	5.1	20	0
Oct 17			at Houston	Canceled	DeBerg	8	27	3.4	6t	1
Oct 24			L.A. Raiders	Canceled	Herrmann	3	7	2.3	6t	1
Oct 31			Buffalo	Canceled	Lytle	2	2	1.0	2	0
Nov 7			at Seattle	Resched. Jan. 2	Watson	1	-4	-4.0	-4	0
Nov 14			at Kansas City	Canceled	Wright	1	-4	-4.0	-4	0
Nov 21	L	10-17	Seattle	73,916	Upchurch	2	-10	-5.0	-3	0
Nov 28	L	20-30	at San Diego	47,629	BRONCOS	257	1018	4.0	23	6
Dec 5	L	27-34	Atlanta	73,984	OPPONENTS	293	935	3.2	46	8
Dec 12	W	27-24	at L.A. Rams	48,112						
Dec 19	L	16-37	Kansas City	74,192	RECEIVING	No.	Yds.	Avg.	Long	TD
Dec 26	L	10-27	at L.A. Raiders	44,160	Parros	37	259	7.0	24	2
Jan 2	L	11-13	at Seattle	43,145	Watson	36	555	15.4	41	2

TEAM STATISTICS	Den	Opp
TOTAL FIRST DOWNS	170	176
Rushing	52	53
Passing	103	104
Penalty	15	19
3RD DOWN: MADE/ATT	43/121	48/132
3rd Down Pct.	35.5	36.4
TOTAL NET YARDS	2837	3169
Avg. Per Game	315.2	352.1
Total Plays	592	616
Avg. Per Play	4.8	5.1
NET YARDS RUSHING	1018	935
Avg. Per Game	113.1	103.9
Total Rushes	257	293
Avg. Per Rush	4.0	3.2
NET YARDS PASSING	1819	2234
Avg. Per Game	202.1	248.2
Sacked/Yards Lost	24/200	16/116
Gross Yards	2019	2350
Att./Completions	311/181	307/172
Completion Pct.	58.2	56.0
Had Intercepted	19	12
Average per Pass Play	5.4	6.9
PUNTS/AVERAGE	45/45.0	42/39.4
NET PUNTING AVG	37.8	31.1
TOTAL RETURN YARDAGE	1229	1199
Punt Returns/Average	21/14.5	25/9.1
Kickoff Returns/Average	40/20.5	26/20.8
Intercept. Ret./Average	12/8.8	19/22.7
PENALTIES/YARDS	54/516	63/571
FUMBLES/BALL LOST	24/17	17/7
TOUCHDOWNS	16	25
Rushing	6	8
Passing	8	14
Returns	2	3
Extra Points Made/Attempts	15/16	25/25
Field Goals Made/Attempts	11/13	17/24
TOTAL POINTS	148	226

SCORE BY PERIODS	1	2	3	4	OT	Total
BRONCOS	26	47	33	42	0	148
OPPONENTS	40	79	40	67	0	226

SCORING	TD	Ru	Pa	Rt	PAT	FG	S	PTS
Karlis	0	0	0	0	15/16	11/13	0	48
Upchurch	5	0	3	2	0/0	0/0	0	30
Parros	3	1	2	0	0/0	0/0	0	18
Willhite	2	2	0	0	0/0	0/0	0	12
Watson	2	0	2	0	0/0	0/0	0	12
DeBerg	1	1	0	0	0/0	0/0	0	6
Winder	1	1	0	0	0/0	0/0	0	6
Herrmann	1	1	0	0	0/0	0/0	0	6
Wright	1	0	1	0	0/0	0/0	0	6
Boyd	0	0	0	0	0/0	0/0	1	2
Chavous	0	0	0	0	0/0	0/0	1	2
BRONCOS	16	6	8	2	15/16	11/13	2	148
OPPONENTS	25	8	14	3	25/25	17/24	0	226

PASSING	Att.	Comp.	Yds.	Comp.%	Yd./Att.	TD	TD%	Int	Int%	LG	Sack/Lost	Rtg.
DeBerg	223	131	1405	58.7	6.30	7	3.1	11	4.9	51t	16/130	67.1
Herrmann	60	32	421	53.3	7.02	1	1.7	4	6.7	39	4/48	53.4
Morton	26	18	193	69.2	7.42	0	0.0	3	11.5	20	3/19	51.0
Willhite	2	0	0	0.0	0.00	0	0.0	1	50.0	0	0/0	0.0
Upchurch	0	0	0	0.0	0.00	0	0.0	0	0.0	0	1/3	39.5
BRONCOS	311	181	2019	58.2	6.49	8	2.6	19	6.1	51t	24/200	60.8
OPPONENTS	307	172	2350	56.0	7.65	14	4.6	12	3.9	86t	16/116	79.6

RECEIVING	No.	Yds.	Avg.	Long	TD
Parros	37	259	7.0	24	2
Watson	36	555	15.4	41	2
Upchurch	26	407	15.7	51t	3
Willhite	26	227	8.7	27	0
Preston	14	134	9.6	20	0
Winder	11	83	7.5	22	0
Egloff	10	96	9.6	17	0
Wright	9	120	13.3	39	1
Odoms	8	82	10.3	18	0
Manning	3	46	15.3	30	0
Lytle	1	10	10.0	10	0
BRONCOS	181	2019	11.2	51t	8
OPPONENTS	172	2350	13.7	86t	14

INTERCEPTIONS	No.	Yds.	Avg.	Long	TD
Kyle	3	26	8.7	14	0
Wilson	2	22	11.0	16	0
Wright	2	18	9.0	18	0
Harden	2	3	1.5	3	0
Smith	1	29	29.0	29	0
Jackson	1	8	8.0	8	0
Thomas	1	0	0.0	0	0
BRONCOS	12	106	8.8	29	0
OPPONENTS	19	431	22.7	60	3

PUNTING	No.	Yds.	Avg.	TB	In20	Long	B
Prestridge	45	2026	45.0	5	14	65	—
OPPONENTS	42	1653	39.4	2	9	80	2

PUNT RETURNS	No.	FC	Yds.	Avg.	Long	TD
Upchurch	15	3	242	16.1	78t	2
Willhite	6	4	63	10.5	23	0
BRONCOS	21	7	305	14.5	78t	2
OPPONENTS	25	3	227	9.1	25	0

KICKOFF RETURNS	No.	Yds.	Avg.	Long	TD
Willhite	17	337	19.8	26	0
Manning	15	346	23.1	34	0
Wilson	6	123	20.5	30	0
Uecker	1	12	12.0	12	0
Poole	1	0	0.0	0	0
BRONCOS	40	818	20.5	34	0
OPPONENTS	26	541	20.8	68	0

FIELD GOAL BREAKDOWN	Distance	1-19	20-29	30-39	40-49	50+	Total
Karlis	2/2	3/3	3/4	3/4	0/0	11/13	
OPPONENTS	3/3	4/6	3/4	4/5	3/6	17/24	

SACKS: Chavous 5, Gradishar 2, Jones 2, Manor 2, D. Smith 2, T. Jackson 1, Latimer 1, Wright 1, **TOTAL 16.0**

1982 DEFENSIVE STATS

(based on coaches' film review)

	TT	UT	A	S-YDS	I-YDS	FR
1 Gradishar	151	80	71	2-16	0-0	1
2 T. Jackson	86	47	39	1-1	1-8	0
3 Ryan	84	54	30	0-0	0-0	0
4 Evans	80	55	25	0-0	0-0	0
5 Smith	65	53	12	2-11	1-29	0
6 Jones	64	34	30	2-11	0-0	0
7 Chavous	62	35	27	5-42	0-0	0
8 L. Wright	54	44	10	1-11	2-18	1
9 Kyle	52	36	16	0-0	3-26	1
10 Harden	51	35	16	0-0	2-3	1
Carter	51	23	28	0-0	0-0	0
12 Wilson	48	33	15	0-0	2-22	1
Latimer	48	31	17	1-9	0-0	0
14 Trimble	20	12	8	0-0	0-0	0
Manor	20	10	10	2-11	0-0	0
16 Boyd	16	8	8	0-0	0-0	0
17 Thomas	14	9	5	0-0	1-0	0
18 Swenson	11	2	9	0-0	0-0	0
19 R. Jackson	5	2	3	0-0	0-0	0
Foley	5	1	4	0-0	0-0	0
21 Busick	4	1	3	0-0	0-0	0
TOTALS	991	605	386	16-112	12-106	5

1982 GAMES STARTED

OFFENSE	DEFENSE
QB DeBerg, Steve	5 DE Chavous, Barney
QB Herrmann, Mark	1 DE Jones, Rulon
QB Morton, Craig	3 NT Carter, Rubin
RB Parros, Rick	9 NT Latimer, Don
RB Preston, Dave	5 LB Evans, Larry
RB Willhite, Gerald	2 LB Gradishar, Randy
RB Winder, Sammy	2 LB Jackson, Tom
WR Upchurch, Rick	8 LB Ryan, Jim
WR Watson, Steve	9 CB Kyle, Aaron
TE Egloff, Ron	1 CB Wilson, Steve
TE Odoms, Riley	6 CB Wright, Louis
TE Wright, Jim	3 S Foley, Steve
C Bryan, Billy	9 S Harden, Mike
T Lanier, Ken	9 S Smith, Dennis
T Minor, Claudie	7 S Trimble, Steve
T Uecker, Keith	2
G Glassic, Tom	9
G Studdard, Dave	9

1982 COACHES

Dan Reeves (Head Coach), **Marvin Bass** (Special Assistant), **Joe Collier** (Asst. Head Coach/Defense), **Rod Dowhower** (Offensive Coordinator/Wide Receivers), **Jerry Frei** (Offensive Line), **Stan Jones** (Defensive Line), **Richie McCabe** (Defensive Backs), **Nick Nicolau** (Running Backs), **Fran Polsfoot** (Tight Ends/Special Teams), **Bob Zeman** (Linebackers).

1982 LEADERS / RANKINGS

INDIVIDUAL	PLAYER	NO.	AFC RANK	NFL RANK	NFL LEADER	NO.
Points	Karlis	48	8	16	Benirschke (SD)	80
Rushing Yards	Willhite	347	15	28	McNeil (NYJ)	786
Passing Yards	DeBerg	1,405	8	19	Fouts (SD)	2,883
Passer Rating	DeBerg	67.2	7	20	Anderson (CIN)	95.3
Receiving Yards	Watson	555	9	12	Chandler (SD)	1,032
Receptions	Parros	37	10	15t	D. Clark (SF)	60
Interceptions	Kyle	3	3t	4t	Walls (DAL)	7
Sacks	Chavous	5	11t	26t	Martin (MIN)	11.5
OFFENSE		NO.	AFC RANK	NFL RANK	NFL LEADER	NO.
Points Per Game		16.4	9	20	San Diego	32.0
Total Yards Per Game		315.2	7	15	San Diego	449.8
Yards Per Play		4.8	7t	16t	San Diego	6.6
Rushing Yards Per Game		113.1	9	17	Buffalo	152.3
Net Passing Yards Per Game		202.1	6	15	San Diego	325.2
DEFENSE		NO.	AFC RANK	NFL RANK	NFL LEADER	NO.
Points Per Game		25.1	12	25	Washington	14.2
Total Yards Per Game		352.1	11	24	Miami	256.9
Yards Per Play		5.1	9	20t	Miami	4.2
Rushing Yards Per Game		103.9	4	7	Pittsburgh	84.7
Net Passing Yards Per Game		248.2	12	26	Miami	114.1

1982 KEY AWARDS

Pro Bowl (3): LB Randy Gradishar, P Luke Prestridge, WR Rick Upchurch. **AP All-Pro (2):** P Luke Prestridge (first team), WR Rick Upchurch (first team).

1982 NFL STANDINGS

(As a result of a 57-day players' strike, the 1982 NFL regular-season schedule was reduced from 16 weeks to nine. At the conclusion of the regular season, the NFL conducted a 16-team postseason Super Bowl tournament. Eight teams from each conference were seeded 1-8 based on their records during the season.)

AFC

Team	W	L	T	Pct	PF	PA
1-L.A. Raiders	8	1	0	.889	260	200
2-Miami	7	2	0	.778	198	131
3-Cincinnati	7	2	0	.778	232	177
4-Pittsburgh	6	3	0	.667	204	146
5-San Diego	6	3	0	.667	288	221
6-New York Jets	6	3	0	.667	245	166
7-New England	5	4	0	.556	143	157
8-Cleveland	4	5	0	.444	140	182
Buffalo	4	5	0	.444	150	154
Seattle	4	5	0	.444	127	147
Kansas City	3	6	0	.333	176	184
Denver	2	7	0	.222	148	226
Houston	1	8	0	.111	136	245
Baltimore	0	8	1	.056	113	236

NFC

Team	W	L	T	Pct	PF	PA
1-Washington	8	1	0	.889	190	128
2-Dallas	6	3	0	.667	226	145
3-Green Bay	5	3	1	.611	226	169
4-Minnesota	5	4	0	.556	187	198
5-Atlanta	5	4	0	.556	183	199
6-St. Louis	5	4	0	.556	135	170
7-Tampa Bay	5	4	0	.556	158	178
8-Detroit	4	5	0	.444	181	176
New Orleans	4	5	0	.444	129	160
New York Giants	4	5	0	.444	164	160
San Francisco	3	6	0	.333	209	206
Chicago	3	6	0	.333	141	174
Philadelphia	3	6	0	.333	191	195
L.A. Rams	2	7	0	.222	200	250

FIRST ROUND PLAYOFF GAMES

1/8 – at Miami 28, New England 13
1/8 – at L.A. Raiders 27, Cleveland 10
1/8 – at Washington 31, Detroit 7
1/8 – at Green Bay 41, St. Louis 16
1/9 – New York Jets 44, at Cincinnati 17
1/9 – San Diego 31, at Pittsburgh 28
1/9 – at Minnesota 30, Atlanta 24
1/9 – at Dallas 30, Tampa Bay 17

SECOND ROUND PLAYOFF GAMES

1/15 – New York Jets 17, at L.A. Raiders 14
1/15 – at Washington 21, Minnesota 7
1/16 – at Miami 34, San Diego 13
1/16 – at Dallas 37, Green Bay 26

CONFERENCE CHAMPIONSHIPS

1/22 – at Washington 31, Dallas 17
1/23 – at Miami 14, New York Jets 0

SUPER BOWL XVII (PASADENA, CALIF.)

1/30 – Washington 27, Miami 17

1981 FINAL STATISTICS (10-6)

Head Coach: Dan Reeves AFC West: 2nd Home Stadium: Mile High Stadium

Date	W-L	Score	Opponent	Attendance	RUSHING	No.	Yds.	Avg.	Long	TD
Sept 6	W	9-7	Oakland	74,796	Parros	176	749	4.3	25	2
Sept 13	L	10-13	at Seattle	58,513	Preston	183	640	3.5	23	3
Sept 20	W	28-10	Baltimore	74,804	Reed	68	156	2.3	10	0
Sept 27	W	42-24	San Diego	74,844	Canada	33	113	3.4	11	3
Oct 4	W	17-0	at Oakland	51,035	Lytle	30	106	3.5	18	4
Oct 11	W	27-21	Detroit	74,816	Upchurch	5	56	11.2	37	0
Oct 18	L	14-28	at Kansas City	74,672	DeBerg	9	40	4.4	11	0
Oct 25	L	7-9	at Buffalo	77,757	Morton	8	18	2.3	5	0
Nov 2	W	19-17	Minnesota	74,834	Wright	1	11	11.0	11	0
Nov 8	W	23-20	Cleveland (OT)	74,859	Watson	2	6	3.0	6	0
Nov 15	W	24-7	at Tampa Bay	64,518	BRONCOS	515	1895	3.7	37	12
Nov 22	L	21-38	at Cincinnati	57,207	OPPONENTS	467	2005	4.3	82t	17
Nov 29	L	17-34	at San Diego	51,533	RECEIVING	No.	Yds.	Avg.	Long	TD
Dec 6	W	16-13	Kansas City	74,744						
Dec 13	W	23-13	Seattle	74,527	Watson	60	1244	20.7	95t	13
Dec 20	L	24-35	at Chicago	40,125	Preston	52	507	9.8	37	0
TEAM STATISTICS				Den	Opp					
TOTAL FIRST DOWNS				306	268					
Rushing				91	103					
Passing				181	142					
Penalty				34	23					
3RD DOWN: MADE/ATT				86/230	74/219					
3rd Down Pct.				37.4	33.8					
TOTAL NET YARDS				5426	4878					
Avg. Per Game				339.1	304.9					
Total Plays				1062	1000					
Avg. Per Play				5.1	4.9					
NET YARDS RUSHING				1895	2005					
Avg. Per Game				118.4	125.3					
Total Rushes				515	467					
Avg. Per Rush				3.7	4.3					
NET YARDS PASSING				3531	2873					
Avg. Per Game				220.7	179.6					
Sacked/Yards Lost				61/461	36/295					
Gross Yards				3992	3168					
Att./Completions				485/289	497/267					
Completion Pct.				59.6	53.7					
Had Intercepted				21	23					
Average per Pass Play				6.5	5.4					
PUNTS/AVERAGE				86/40.4	88/43.1					
NET PUNTING AVG				34.8	36.0					
TOTAL RETURN YARDAGE				1584	1800					
Punt Returns/Average				51/8.6	46/8.4					
Kickoff Returns/Average				47/17.0	47/21.4					
Intercept. Ret./Average				23/14.9	21/19.3					
PENALTIES/YARDS				99/832	104/949					
FUMBLES/BALL LOST				26/18	36/23					
TOUCHDOWNS				39	35					
Rushing				12	17					
Passing				27	13					
Returns				0	5					
Extra Points Made/Attempts				36/38	34/35					
Field Goals Made/Attempts				17/30	15/27					
TOTAL POINTS				321	289					
SCORE BY PERIODS				1	2	3	4	OT	Total	
BRONCOS				67	91	74	86	3	321	
OPPONENTS				63	80	71	75	0	289	
SCORING				TD	Ru	Pa	Rt	PAT	FG	S PTS
Steinfort				0	0	0	0	36/37	17/30	0 87
Watson				13	0	13	0	0/0	0/0	0 78
Lytle				5	4	1	0	0/0	0/0	0 30
Odoms				5	0	5	0	0/0	0/0	0 30
Canada				4	3	1	0	0/0	0/0	0 24
Upchurch				3	0	3	0	0/0	0/0	0 18
Parros				3	2	1	0	0/0	0/0	0 18
Preston				3	3	0	0	0/0	0/0	0 18
Egloff				1	0	1	0	0/0	0/0	0 6
Wright				1	0	1	0	0/0	0/0	0 6
Moses				1	0	1	0	0/0	0/0	0 6
Prestridge				0	0	0	0	0/1	0/0	0 0
BRONCOS				39	12	27	0	36/38	17/30	0 321
OPPONENTS				35	17	13	5	34/35	15/27	0 289
PASSING				Att.	Comp.	Yds.	Comp.%	Yd./Att.	TD	TD%
Morton				376	225	3195	59.8	8.50	21	5.6
DeBerg				108	64	797	59.3	7.38	6	5.6
Reed				1	0	0	0.0	0.00	0	0.0
BRONCOS				485	289	3992	59.6	8.23	227	5.6
OPPONENTS				497	267	3168	53.7	6.37	13	2.6
									Int	Int%
									14	3.7
									6	5.6
									0	0.0
									21	4.3
									23	4.6
										LG
										95t
										54/394
										7/67
										0/0
										86.7
										61/461
										36/295
										62.8

BRONCOS OPPONENTS

RECEIVING

BRONCOS OPPONENTS

INTERCEPTIONS

BRONCOS OPPONENTS

PUNTING

BRONCOS OPPONENTS

PUNT RETURNS

BRONCOS OPPONENTS

KICKOFF RETURNS

BRONCOS OPPONENTS

FIELD GOAL BREAKDOWN

Distance	1-19	20-29	30-39	40-49	50+	Total
Steinfort	0/0	6/9	5/11	6/8	0/2	17/30
OPPONENTS	0/0	5/6	4/6	5/11	1/4	15/27

SACKS: Jones 9.5, Chavous 4, Manor 4, Carter 3, Swenson 3, Latimer 2.5, Evans 2, Boyd 1, Gradishar 1, Thompson 1, Wright 1, **TOTAL 32.0**

1981 DEFENSIVE STATS

(based on coaches' film review)

	TT	UT	A	S-YDS	I-YDS	FR
1 Gradishar	258	168	90	1-8	4-38	0
2 Swenson	145	103	42	3-27	3-53	3
3 Jackson	144	95	49	4-33	0-0	1
4 Evans	126	81	45	2-10	1-1	1
5 Carter	101	67	34	3-18	0-0	1
6 Chavous	93	58	35	4-29	0-0	1
7 Thompson	91	59	32	1-9	4-14	2
8 Foley	87	53	34	0-0	5-81	1
9 Latimer	71	51	20	2.5-30	0-0	1
Jones	71	37	34	9.5-86	0-0	1
11 Kyle	68	62	6	0-0	2-40	4
12 D. Smith	45	42	3	0-0	1-65	2
13 Manor	39	27	12	4-35	1-16	0
14 Harden	37	23	14	0-0	2-34	1
15 P. Smith	35	32	3	0-0	0-0	0
16 Boyd	34	19	15	1-10	0-0	1
17 L. Wright	32	25	7	1-11	0-0	1
18 Ryan	22	15	7	0-0	0-0	0
19 Busick	1	1	0	0-0	0-0	2
Merrill	1	1	0	0-0	0-0	0
TOTALS	1,501	1,019	482	36-306	23-342	23

1981 GAMES STARTED

OFFENSE		DEFENSE	
QB Morton, Craig	16	DE Chavous, Barney	16
RB Parros, Rick	16	DE Jones, Rulon	16
RB Preston, Dave	15	NT Carter, Rubin	16
WR Moses, Haven	6	LB Evans, Larry	16
WR Upchurch, Rick	10	LB Gradishar, Randy	16
WR Watson, Steve	12	LB Jackson, Tom	16
WR Wilson, Steve	1	LB Swenson, Bob	16
TE Egloff, Ron	5	CB Kyle, Aaron	16
TE Odoms, Riley	15	CB Smith, Dennis	5
C Bryan, Billy	13	CB Smith, Perry	3
C Hyde, Glenn	3	CB Wright, Louis	8
T Clark, Kelvin	3	S Foley, Steve	12
T Lanier, Ken	1	S Harden, Mike	4
T Minor, Claudie	13	S Thompson, Billy	16
T Studdard, Dave	16		
G Glassic, Tom	16		
G Howard, Paul	15		

1981 COACHES

Dan Reeves (Head Coach), **Joe Collier** (Defensive Coordinator), **Rod Dowhower** (Wide Receivers), **Jerry Frei** (Offensive Line), **Reed Johnson** (Special Teams), **Stan Jones** (Defensive Line), **Charlie Lee** (Running Backs), **Richie McCabe** (Defensive Backs), **Nick Nicolau** (Special Assistant), **Fran Poltfoot** (Tight Ends), **Bob Zeman** (Linebackers).

1981 LEADERS / RANKINGS

INDIVIDUAL	PLAYER	NO.	AFC RANK	NFL RANK	NFL LEADER	NO.
Points	Steinfert	87	6	15t	Murray (DET)/Septien (DAL)	121
Rushing Yards	Parros	749	12	24	Rogers (NO)	1,674
Passing Yards	Morton	3,195	6	11	Fouts (SD)	4,802
Passer Rating	Morton	90.6	2t	2t	Anderson (CIN)	98.4
Receiving Yards	Watson	1,244	1t	3t	Jenkins (ATL)	1,358
Receptions	Watson	60	13	24	Winslow (SD)	88
Interceptions	Foley	5	6t	21t	Walls (DAL)	11

OFFENSE	NO.	AFC RANK	NFL RANK	NFL LEADER	NO.
Points Per Game	20.1	9	17	San Diego	29.9
Total Yards Per Game	339.1	7	14	San Diego	421.5
Yards Per Play	5.1	7t	14t	San Diego	6.0
Rushing Yards Per Game	118.4	11	21	Detroit	174.7
Net Passing Yards Per Game	220.7	5	8	San Diego	296.2

DEFENSE	NO.	AFC RANK	NFL RANK	NFL LEADER	NO.
Points Per Game	18.1	4	9	Philadelphia	13.8
Total Yards Per Game	304.9	2	6	Philadelphia	277.9
Yards Per Play	4.9	3t	9t	New York Giants	4.2
Rushing Yards Per Game	125.3	7	13	Detroit	101.4
Net Passing Yards Per Game	179.6	2	5	Philadelphia	168.5

1981 KEY AWARDS

Pro Bowl (4): LB Randy Gradishar, LB Bob Swenson, S Billy Thompson, WR Steve Watson. **AP All-Pro (2):** LB Randy Gradishar (second team), LB Bob Swenson (first team).

1981 NFL STANDINGS

AFC EAST

Team	W	L	T	Pct	PF	PA
y-Miami	11	4	1	.719	345	275
x-New York Jets	10	5	1	.656	355	287
x-Buffalo	10	6	0	.625	311	276
New England	2	14	0	.125	322	370
Baltimore	2	14	0	.125	259	533

AFC CENTRAL

Team	W	L	T	Pct	PF	PA
*y-Cincinnati	12	4	0	.750	421	304
Pittsburgh	8	8	0	.500	356	297
Houston	7	9	0	.438	281	355
Cleveland	5	11	0	.313	276	375

AFC WEST

Team	W	L	T	Pct	PF	PA
y-San Diego	10	6	0	.625	478	390
Denver	10	6	0	.625	321	289
Kansas City	9	7	0	.563	343	290
Oakland	7	9	0	.438	273	343
Seattle	6	10	0	.375	322	388

NFC EAST

Team	W	L	T	Pct	PF	PA
y-Dallas	12	4	0	.750	367	277
x-Philadelphia	10	6	0	.625	368	221
x-New York Giants	9	7	0	.563	295	257
Washington	8	8	0	.500	347	349
St. Louis	7	9	0	.438	315	408

NFC CENTRAL

Team	W	L	T	Pct	PF	PA
y-Tampa Bay	9	7	0	.563	315	268
Detroit	8	8	0	.500	397	322
Green Bay	8	8	0	.500	324	361
Minnesota	7	9	0	.438	325	369
Chicago	6	10	0	.375	253	324

NFC WEST

Team	W	L	T	Pct	PF	PA
*y-San Francisco	13	3	0	.813	357	250
Atlanta	7	9	0	.438	426	355
Los Angeles	6	10	0	.375	303	351
New Orleans	4	12	0	.250	207	378

x - Wild Card Qualifier; y - Division Title; * - Home-field Advantage

WILD CARD PLAYOFF GAMES

12/27 - Buffalo 31, at New York Jets 27
12/27 - New York Giants 27, at Philadelphia 21

DIVISIONAL PLAYOFF GAMES

1/2 - San Diego 41, at Miami 38 (OT)
1/2 - at Dallas 38, Tampa Bay 0
1/3 - at Cincinnati 28, Buffalo 21
1/3 - at San Francisco 38, New York Giants 24

CONFERENCE CHAMPIONSHIPS

1/10 - at Cincinnati 27, San Diego 7
1/10 - at San Francisco 28, Dallas 27

SUPER BOWL XVI (PONTIAC, MICH.)

1/24 - San Francisco 26, Cincinnati 21

1980 FINAL STATISTICS (8-8)

Head Coach: Red Miller AFC West: 4th Home Stadium: Mile High Stadium

Date	W-L	Score	Opponent	Attendance	RUSHING	No.	Yds.	Avg.	Long	TD
Sept 7	L	6-27	at Philadelphia	70,307	Jensen	101	476	4.7	32	2
Sept 14	W	41-20	Dallas	74,919	Armstrong	106	470	4.4	20	4
Sept 21	L	13-30	San Diego	74,970	Preston	111	385	3.5	19	4
Sept 29	L	14-23	at New England	59,602	Lytle	57	223	3.9	35	1
Oct 5	W	19-16	at Cleveland	81,065	Keyworth	38	127	3.3	14	1
Oct 13	W	20-17	Washington	74,657	McCutcheon	12	52	4.3	12	0
Oct 19	L	17-23	Kansas City	74,459	Upchurch	5	49	9.8	21	0
Oct 26	W	14-9	at New York Giants	67,598	Robinson	21	47	2.2	22	3
Nov 2	L	16-20	Houston	74,717	Morton	21	29	1.4	9	1
Nov 9	W	20-13	at San Diego	51,435	Moorehead	2	7	3.5	4	0
Nov 16	W	31-24	New York Jets	72,114	Knapple	6	0	0.0	9	0
Nov 23	W	36-20	Seattle	73,274	BRONCOS	480	1865	3.9	35	16
Dec 1	L	3-9	at Oakland	51,583	OPPONENTS	554	2117	3.8	55	10
Dec 7	L	14-31	at Kansas City	40,237						
Dec 14	L	21-24	Oakland	73,974						
Dec 21	W	25-17	at Seattle	51,853						

TEAM STATISTICS		Den	Opp
TOTAL FIRST DOWNS		286	303
Rushing		107	125
Passing		158	158
Penalty		21	20
3RD DOWN: MADE/ATT		84/223	91/228
3rd Down Pct.		37.7	39.9
TOTAL NET YARDS		4642	5242
Avg. Per Game		290.1	327.6
Total Plays		992	1043
Avg. Per Play		4.7	5.0
NET YARDS RUSHING		1865	2117
Avg. Per Game		116.6	132.3
Total Rushes		480	554
NET YARDS PASSING		2777	3125
Avg. Per Game		173.6	195.3
Sacked/Yards Lost		44/330	39/324
Gross Yards		3107	3449
Att./Completions		467/262	449/270
Completion Pct.		56.1	60.1
Had Intercepted		25	16
Average per Pass Play		5.4	6.4
PUNTS/AVERAGE		70/43.9	70/41.6
NET PUNTING AVG		35.9	34.1
TOTAL RETURN YARDAGE		2041	2021
Punt Returns/Average		42/9.7	52/8.5
Kickoff Returns/Average		62/20.8	55/21.6
Intercept. Ret./Average		16/21.4	25/15.6
PENALTIES/YARDS		93/899	101/850
FUMBLES/BALL LOST		25/12	26/12
TOUCHDOWNS		33	34
Rushing		16	10
Passing		14	20
Returns		3	4
Extra Points Made/Attempts		32/33	32/34
Field Goals Made/Attempts		26/34	29/40
TOTAL POINTS		310	323

SCORE BY PERIODS	1	2	3	4	OT	Total
BRONCOS	63	90	86	71	0	310
OPPONENTS	39	158	38	88	0	323

SCORING	TD	Ru	Pa	Rt	PAT	FG	S	PTS
Steinfort	0	0	0	0	32/33	26/34	0	110
Odoms	6	0	6	0	0/0	0/0	0	36
Moses	4	0	4	0	0/0	0/0	0	24
Preston	4	4	0	0	0/0	0/0	0	24
Armstrong	4	4	0	0	0/0	0/0	0	24
Robinson	3	3	0	0	0/0	0/0	0	18
Upchurch	3	0	3	0	0/0	0/0	0	18
Jensen	3	2	1	0	0/0	0/0	0	18
Lytle	1	1	0	0	0/0	0/0	0	6
Morton	1	1	0	0	0/0	0/0	0	6
Gradishar	1	0	0	1	0/0	0/0	0	6
Latimer	1	0	0	1	0/0	0/0	0	6
Keyworth	1	1	0	0	0/0	0/0	0	6
Thompson	1	0	0	1	0/0	0/0	0	6
Jones	0	0	0	0	0/0	0/0	1	2
BRONCOS	33	16	14	3	32/33	26/34	1	310
OPPONENTS	34	10	20	4	32/34	29/40	0	323

PASSING	Att.	Comp.	Yds.	Comp.%	Yd./Att.	TD	TD%	Int	Int%	LG	Sack/Lost	Rtg.
Morton	301	183	2150	60.8	7.14	12	4.0	13	4.3	41	26/190	77.8
Robinson	162	78	942	48.1	5.81	2	1.2	12	7.4	52	17/136	39.5
Knapple	4	1	15	25.0	3.75	0	0.0	0	0.0	15	0/0	42.7
McCutcheon	0	0	0	0.0	0.00	0	0.0	0	0.0	0	1/4	39.5
BRONCOS	467	262	3107	56.1	6.65	14	3.0	25	5.4	52	44/330	64.0
OPPONENTS	449	270	3449	60.1	7.68	20	4.5	16	3.6	56t	39/324	84.1

RECEIVING	No.	Yds.	Avg.	Long	TD
Jensen	49	377	7.7	28	1
Upchurch	46	605	13.2	35	3
Odoms	39	590	15.1	30	6
Moses	38	674	17.7	33	4
Preston	35	309	8.8	36	0
Lytle	18	177	9.8	37	0
Keyworth	15	87	5.8	22	0
Armstrong	7	23	3.3	8	0
Watson	6	146	24.3	52	0
Egloff	6	85	14.2	24	0
Brunson	1	15	15.0	15	0
McCutcheon	1	12	12.0	12	0
Larson	1	7	7.0	7	0
BRONCOS	262	3107	11.9	52	14
OPPONENTS	270	3449	12.8	56t	20

INTERCEPTIONS	No.	Yds.	Avg.	Long	TD
Foley	4	115	28.8	36	0
Gradishar	2	96	48.0	93t	1
Thompson	2	49	24.5	36	0
Smith	2	3	1.5	3	0
Ryan	1	21	21.0	21	0
Harvey	1	18	18.0	18	0
Latimer	1	15	15.0	15t	1
Evans	1	13	13.0	13	0
Jackson	1	11	11.0	11	0
Nairne	1	2	2.0	2	0
BRONCOS	16	343	21.4	93t	2
OPPONENTS	25	390	15.6	68t	2

PUNTING	No.	Yds.	Avg.	TB	In20	Long	B
Prestridge	70	3076	43.9	6	10	57	0
OPPONENTS	70	2914	41.6	6	13	64	0

PUNT RETURNS	No.	FC	Yds.	Avg.	Long	TD
Upchurch	37	6	353	9.5	34	0
Harden	2	0	36	18.0	23	0
Brunson	2	0	12	6.0	12	0
Preston	1	0	7	7.0	7	0
BRONCOS	42	6	408	9.7	34	0
OPPONENTS	52	4	443	8.5	75t	1

KICKOFF RETURNS	No.	Yds.	Avg.	Long	TD
Brunson	40	923	23.1	53	0
Harden	12	214	17.8	35	0
Preston	5	106	21.2	26	0
Lytle	1	19	19.0	19	0
Moorehead	1	18	18.0	18	0
Jensen	1	5	5.0	5	0
Watson	1	5	5.0	5	0
Ryan	1	0	0.0	0	0
BRONCOS	62	1290	20.8	53	0
OPPONENTS	55	1188	21.6	38	0

FIELD GOAL BREAKDOWN						
Distance	1-19	20-29	30-39	40-49	50+	Total
Steinfort	2/2	5/5	4/5	10/14	5/8	26/34
OPPONENTS	2/2	9/11	10/14	7/9	1/4	29/40

SACKS: Jones 11.5, Boyd 9, T. Jackson 5.5, Chavous 4.5, Carter 3.5, Manor 2, Latimer 1, Evans 1, Gradishar 1, **TOTAL 39.0**



1980 DEFENSIVE STATS

(based on coaches' film review)

	TT	UT	A	S-YDS	I-YDS	FR
1 Gradishar	250	150	100	1-6	2-96	0
2 Evans	170	112	58	1-9	1-13	0
3 T. Jackson	169	106	63	5.5-53	0-0	0
4 Nairne	150	109	41	0-0	1-2	2
5 Thompson	122	81	41	0-0	2-49	0
6 Carter	111	76	35	3.5-36	0-0	2
7 Foley	106	77	29	0-0	4-115	0
8 Chavous	101	55	46	4.5-40	0-0	1
9 Jones	82	47	35	11.5-98	0-0	1
10 Wright	76	59	17	0-0	0-0	2
11 Kyle	72	53	19	0-0	0-0	1
12 Latimer	71	50	21	1-8	1-15	0
13 Manor	64	40	24	2-18	0-0	1
14 Boyd	42	27	15	9-87	0-0	1
15 Rizzo	35	22	13	0-0	0-0	0
16 Ryan	29	18	11	0-0	1-21	0
17 Harvey	27	20	7	0-0	1-18	0
18 Short	24	15	9	0-0	0-0	0
19 B. Jackson	23	17	6	0-0	1-11	0
20 P. Smith	7	5	2	0-0	2-3	0
21 Harden	3	3	0	0-0	0-0	0
TOTALS	1,734	1,142	592	39-355	16-343	11

1980 GAMES STARTED

OFFENSE		DEFENSE	
QB Morton, Craig	9	DE Chavous, Barney	16
QB Robinson, Matt	7	DE Jones, Rulon	1
RB Armstrong, Otis	6	DE Manor, Brison	15
RB Jensen, Jim	13	NT Carter, Rubin	16
RB Keyworth, Jon	3	LB Evans, Larry	12
RB Preston, Dave	10	LB Gradishar, Randy	16
WR Moses, Haven	14	LB Jackson, Tom	16
WR Upchurch, Rick	14	LB Nairne, Rob	16
WR Watson, Steve	1	LB Rizzo, Joe	4
TE Eglolf, Ron	4	CB Kyle, Aaron	9
TE Odoms, Riley	15	CB Smith, Perry	1
C Bryan, Billy	16	CB Wright, Louis	15
T Clark, Kelvin	5	S Foley, Steve	16
T Minor, Claudie	15	S Harvey, Maurice	3
T Studdard, Dave	12	S Jackson, Bernard	4
G Glassic, Tom	14	S Thompson, Billy	16
G Howard, Paul	13		
G Hyde, Glenn	5		

1980 COACHES

Red Miller (Head Coach), **Marv Braden** (Special Teams), **Joe Collier** (Defensive Coordinator), **Whitey Dovell** (Offensive Line), **Rod Dowhower** (Offensive Coordinator), **Stan Jones** (Defensive Line), **Richie McCabe** (Defensive Backs), **Fran Poltfoot** (Wide Receivers), **Paul Roach** (Offensive Backfield), **Bob Zeman** (Linebackers).

1980 LEADERS / RANKINGS

INDIVIDUAL	PLAYER	NO.	AFC RANK	NFL RANK	NFL LEADER	NO.
Points	Steinfors	110	3	4	Smith (NE)	129
Rushing Yards	Jensen	476	20	39	Campbell (HOU)	1,934
Passing Yards	Morton	2,150	12	24	Fouts (SD)	4,715
Passer Rating	Morton	77.8	3	10	Sipe (CLE)	91.4
Receiving Yards	Moses	674	21	37	Jefferson (SD)	1,340
Receptions	Jensen	49	14t	23t	Winslow (SD)	89
Interceptions	Foley	4	7t	7t	Hayes (OAK)	13
OFFENSE						
		NO.	AFC RANK	NFL RANK	NFL LEADER	NO.
Points Per Game		19.4	9	16	Dallas	28.4
Total Yards Per Game		290.1	12	25	San Diego	400.6
Yards Per Play		4.7	10	21t	San Diego	5.6
Rushing Yards Per Game		116.6	12	20	Los Angeles	174.9
Net Passing Yards Per Game		173.6	10	18	San Diego	283.2
DEFENSE						
		NO.	AFC RANK	NFL RANK	NFL LEADER	NO.
Points Per Game		20.2	8	16	Philadelphia	13.9
Total Yards Per Game		327.6	10	15	Buffalo	256.3
Yards Per Play		5.0	9t	15t	Philadelphia	4.3
Rushing Yards Per Game		132.3	12	20	Philadelphia	101.1
Net Passing Yards Per Game		195.3	9	15	Washington	156.5

1980 KEY AWARDS

All-Pro (2): LB Randy Gradishar (*The Sporting News*), K Fred Steinfors (*Pro Football Weekly, The Sporting News*). **Pro Football Weekly Golden Toe Award:** K Fred Steinfors.

1980 NFL STANDINGS

AFC EAST

Team	W	L	T	Pct	PF	PA
y-Buffalo	11	5	0	.688	320	260
New England	10	6	0	.625	441	325
Miami	8	8	0	.500	266	305
Baltimore	7	9	0	.438	355	387
New York Jets	4	12	0	.250	302	395

AFC CENTRAL

Team	W	L	T	Pct	PF	PA
y-Cleveland	11	5	0	.688	357	310
x-Houston	11	5	0	.688	295	251
Pittsburgh	9	7	0	.563	352	313
Cincinnati	6	10	0	.375	244	312

AFC WEST

Team	W	L	T	Pct	PF	PA
*y-San Diego	11	5	0	.688	418	327
x-Oakland	11	5	0	.688	364	306
Kansas City	8	8	0	.500	319	336
Denver	8	8	0	.500	310	323
Seattle	4	12	0	.250	291	408

NFC EAST

Team	W	L	T	Pct	PF	PA
y-Philadelphia	12	4	0	.750	384	222
x-Dallas	12	4	0	.750	454	311
Washington	6	10	0	.375	261	293
St. Louis	5	11	0	.313	299	350
New York Giants	4	12	0	.250	249	425

NFC CENTRAL

Team	W	L	T	Pct	PF	PA
y-Minnesota	9	7	0	.563	317	308
Detroit	9	7	0	.563	334	272
Chicago	7	9	0	.438	304	264
Tampa Bay	5	10	1	.344	271	341
Green Bay	5	10	1	.344	231	371

NFC WEST

Team	W	L	T	Pct	PF	PA
*y-Atlanta	12	4	0	.750	405	272
x-Los Angeles	11	5	0	.688	424	289
San Francisco	6	10	0	.375	320	415
New Orleans	1	15	0	.063	291	487

x - Wild Card Qualifier; y - Division Title; * - Home-field Advantage

WILD CARD PLAYOFF GAMES

12/28 - at Oakland 27, Houston 7
12/28 - at Dallas 34, Los Angeles 13

DIVISIONAL PLAYOFF GAMES

1/3 - at San Diego 20, Buffalo 14
1/3 - at Philadelphia 31, Minnesota 16
1/4 - Oakland 14, at Cleveland 12
1/4 - Dallas 30, at Atlanta 27

CONFERENCE CHAMPIONSHIPS

1/11 - Oakland 34, at San Diego 27
1/11 - at Philadelphia 20, Dallas 7

SUPER BOWL XV (NEW ORLEANS)

1/25 - Oakland 27, Philadelphia 10

1979 FINAL STATISTICS (10-6)

Head Coach: Red Miller AFC West: 2nd Home Stadium: Mile High Stadium

Date	W-L	Score	Opponent	Attendance	RUSHING	No.	Yds.	Avg.	Long	TD						
Sept 2	W	10-0	Cincinnati	74,788	Armstrong	108	453	4.2	26	2						
Sept 6	L	9-13	Los Angeles	74,884	Jensen	106	400	3.8	30	1						
Sept 16	W	20-17	at Atlanta (OT)	57,677	Lytle	102	371	3.6	19	4						
Sept 23	W	37-34	Seattle	74,879	Keyworth	81	323	4.0	17	1						
Sept 30	L	3-27	at Oakland	52,632	Preston	43	169	3.9	18	1						
Oct 7	W	7-0	San Diego	74,997	Canada	36	143	4.0	17	0						
Oct 14	W	24-10	at Kansas City	74,292	Weese	18	116	6.4	20	3						
Oct 22	L	7-42	at Pittsburgh	49,699	Prestridge	1	29	29.0	29	0						
Oct 28	W	20-3	Kansas City	74,908	Morton	23	13	0.6	7	1						
Nov 4	W	10-3	New Orleans	74,482	Upchurch	3	17	5.7	18	0						
Nov 11	W	45-10	New England	74,379	Dixon	3	9	3.0	7	0						
Nov 18	W	38-28	at San Francisco	42,910	Odoms	1	-7	-7.0	-7	0						
Nov 25	L	10-14	Oakland	74,186	BRONCOS OPPONENTS	525	2036	3.8	30	13						
Dec 2	W	19-16	at Buffalo	37,886		502	1693	3.4	72	16						
Dec 8	L	23-28	at Seattle	60,038	RECEIVING	No.	Yds.	Avg.	Long	TD						
Dec 17	L	7-17	at San Diego	51,906	Upchurch	64	937	14.6	47	7						
TEAM STATISTICS					Den	Opp										
TOTAL FIRST DOWNS					306	273										
Rushing					130	100										
Passing					149	146										
Penalty					27	27										
3RD DOWN: MADE/ATT					77/222	95/248										
3rd Down Pct.					34.7	38.3										
TOTAL NET YARDS					5142	4852										
Avg. Per Game					321.4	303.3										
Total Plays					1044	1033										
Avg. Per Play					4.9	4.7										
NET YARDS RUSHING					2040	1693										
Avg. Per Game					127.5	105.8										
Total Rushes					524	502										
NET YARDS PASSING					3102	3159										
Avg. Per Game					193.9	197.4										
Sacked/Yards Lost					44/331	19/162										
Gross Yards					3433	3321										
Att./Completions					476/260	512/296										
Completion Pct.					54.6	57.8										
Had Intercepted					23	19										
PUNTS/AVERAGE					89/39.9	88/42.1										
NET PUNTING AVG					33.0	34.1										
PENALTIES/YARDS					116/1006	118/1033										
FUMBLES/BALL LOST					35/18	30/19										
TOUCHDOWNS					36	31										
Rushing					13	16										
Passing					18	11										
Returns					5	4										
TOTAL POINTS					289	262										
SCORE BY PERIODS					1	2	3	4	OT	Total						
BRONCOS					64	83	99	40	3	289						
OPPONENTS					37	107	44	74	0	262						
SCORING					TD	Ru	Pa	Rt	PAT	FG	S	PTS				
Turner					0	0	0	0	32/34	13/21	0	71				
Upchurch					7	0	7	0	0/0	0/0	0	42				
Moses					6	0	6	0	0/0	0/0	0	36				
Lytle					4	4	0	0	0/0	0/0	0	24				
Weese					3	3	0	0	0/0	0/0	0	18				
Armstrong					3	2	1	0	0/0	0/0	0	18				
Preston					2	1	1	0	0/0	0/0	0	12				
Jensen					2	1	1	0	0/0	0/0	0	12				
Morton					1	1	0	0	0/0	0/0	0	6				
Keyworth					1	1	0	0	0/0	0/0	0	6				
Odoms					1	0	1	0	0/0	0/0	0	6				
Studdard					1	0	1	0	0/0	0/0	0	6				
Swenson					1	0	0	1	0/0	0/0	0	6				
Nairne					1	0	0	1	0/0	0/0	0	6				
Thompson					1	0	0	1	0/0	0/0	0	6				
Wright					1	0	0	1	0/0	0/0	0	6				
Carter					1	0	0	1	0/0	0/0	0	6				
TEAM					0	0	0	0	0/0	0/0	1	2				
BRONCOS					36	13	18	5	32/34	13/21	1	289				
OPPONENTS					31	16	11	4	31/31	15/26	0	262				
KICKOFF RETURNS																
					No.	Yds.	Avg.	Long	TD							
Pane					18	354	19.7	30	0							
Preston					13	336	25.8	37	0							
Upchurch					5	79	15.8	26	0							
B. Jackson					4	53	13.3	21	0							
Dixon					3	53	17.7	24	0							
Canada					3	31	10.3	18	0							
Grant					1	25	25.0	25	0							
Armstrong					1	21	21.0	21	0							
Kinney					1	14	14.0	14	0							
Egloff					1	0	0.0	0	0							
BRONCOS					50	966	19.3	37	0							
OPPONENTS					57	1173	20.6	85t	1							
FIELD GOAL BREAKDOWN																
Distance					1-19	20-29	30-39	40-49	50+	Total						
Turner					1/1	7/9	4/8	1/3	0/0	13/21						
OPPONENTS					0/0	9/10	4/7	2/8	0/1	15/26						
TURNER: (37N,37G) () (24G,32N,24G) (27G) (32N, 19G) () (28G,40B) () () (27G,37N) (49G) (32G) (30G) (23G,22N,28N,32G) (41N,29G) ()																
SACKS: Manor 6.5, Chavous 4, T. Jackson 3.5, Evans 1.5, Latimer 1, Radford 1, Thompson 1, Grant 1, TOTAL 19.0																
PASSING																
Att.					Comp.	Yds.	Comp.%	Yd./Att.	TD	TD%	Rtg.					
Morton					370	204	2626	55.1	7.10	16	4.3	19	5.1	64t	31/245	70.6
Weese					97	53	731	54.6	7.54	1	1.0	3	3.1	50	13/86	69.4
Penrose					5	2	44	40.0	8.80	0	0.0	1	20.0	29	0/0	70.3
Keyworth					1	1	32	100.0	32.00	1	100.0	0	0.0	32t	0/0	158.3
Preston					1	0	0	0.0	0.00	0	0.0	0	0.0	0	0/0	39.5
Upchurch					1	0	0	0.0	0.00	0	0.0	0	0.0	0	0/0	39.5
Prestridge					1	0	0	0.0	0.00	0	0.0	0	0.0	0	0/0	39.5
BRONCOS					476	260	3433	54.6	7.21	18	3.8	23	4.8	64t	44/331	70.3
OPPONENTS					512	296	3321	57.8	6.49	11	2.1	19	3.7	65	19/162	68.8

1979 DEFENSIVE STATS

(based on coaches' film review)

	TT	UT	A	S-YDS	I-YDS	FR
1 Gradishar	235	146	89	0-0	0-0	1
2 Swenson	163	110	53	0-0	3-0	4
3 Chavous	122	82	40	4-31	0-0	0
4 Rizzo	121	85	36	0-0	2-25	1
5 T. Jackson	107	71	36	3.5-25	1-34	2
6 Manor	102	72	30	6.5-59	0-0	1
7 Thompson	101	74	27	1-9	4-57	1
8 Carter	91	46	45	0-0	0-0	2
9 Wright	90	73	17	0-0	2-20	0
10 Foley	79	62	17	0-0	6-14	1
11 Grant	66	43	23	0.5-7	0-0	1
12 Latimer	64	44	20	1-9	0-0	1
13 Evans	59	46	13	1.5-15	0-0	0
West	59	37	22	0-0	1-26	1
15 B. Jackson	56	34	22	0-0	0-0	0
16 Nairne	46	32	14	0-0	0-0	0
17 Radford	17	9	8	1-6	0-0	1
18 Pane	6	4	2	0-0	0-0	0
19 Ryan	5	4	1	0-0	0-0	1
20 Lathrop	1	1	0	0-0	0-0	0
TOTALS	1,590	1,075	515	19-161	19-189	18

1979 GAMES STARTED

OFFENSE		DEFENSE	
QB Morton, Craig	10	DE Chavous, Barney	16
QB Weese, Norris	6	DE Manor, Brison	16
RB Armstrong, Otis	1	NT Carter, Rubin	15
RB Jensen, Jim	7	NT Latimer, Don	1
RB Keyworth, Jon	9	LB Evans, Larry	4
RB Lytle, Rob	12	LB Gradishar, Randy	15
RB Preston, Dave	3	LB Jackson, Tom	13
WR Moses, Haven	16	LB Nairne, Rob	4
WR Upchurch, Rick	16	LB Rizzo, Joe	12
TE Eglloff, Ron	4	LB Swenson, Bob	16
TE Odoms, Riley	12	CB Foley, Steve	16
C Bryan, Billy	16	CB Wright, Louis	16
T Minor, Claudie	16	S Jackson, Bernard	9
T Studdard, Dave	16	S Thompson, Billy	16
G Glassic, Tom	16	S West, Charlie	7
G Howard, Paul	16		

1979 COACHES

Red Miller (Head Coach), **Marv Braden** (Special Teams), **Joe Collier** (Defensive Coordinator), **Whitey Dovell** (Offensive Line), **Stan Jones** (Defensive Line), **Richie McCabe** (Defensive Backs), **Babe Parilli** (Quarterbacks), **Fran Polsfoot** (Wide Receivers), **Paul Roach** (Offensive Backfield), **Bob Zeman** (Linebackers).

1979 LEADERS / RANKINGS

INDIVIDUAL	PLAYER	NO.	AFC RANK	NFL RANK	NFL LEADER	NO.
Points	Turner	71	11	18	Smith (NE)	115
Rushing Yards	Armstrong	453	22	44	Campbell (HOU)	1,697
Passing Yards	Morton	2,626	10	16	Fouts (SD)	4,082
Passer Rating	Morton	70.7	11	16	Staubach (DAL)	92.3
Receiving Yards	Moses	943	9	15	Largent (SEA)	1,237
Receptions	Upchurch	64	5	9	Washington (BAL)	82
Interceptions	Foley	6	4t	6t	Reinfeldt (HOU)	12

OFFENSE	NO.	AFC RANK	NFL RANK	NFL LEADER	NO.
Points Per Game	18.1	11	20	Pittsburgh	26.0
Total Yards Per Game	321.4	8	12	Pittsburgh	391.1
Yards Per Play	4.9	6	9	Pittsburgh	5.8
Rushing Yards Per Game	127.5	9	18	New York Jets	165.4
Net Passing Yards Per Game	193.9	9	13	San Diego	244.7

DEFENSE	NO.	AFC RANK	NFL RANK	NFL LEADER	NO.
Points Per Game	16.4	3t	5t	Tampa Bay	14.8
Total Yards Per Game	303.3	5	10	Tampa Bay	246.8
Yards Per Play	4.7	5	11	Tampa Bay	3.9
Rushing Yards Per Game	105.8	1	1	Denver	105.8
Net Passing Yards Per Game	197.4	11	23	Tampa Bay	129.8

1979 KEY AWARDS

Pro Bowl (4): LB Randy Gradishar, LB Tom Jackson, WR Rick Upchurch, CB Louis Wright. **AP All-Pro (3):** LB Randy Gradishar (second team), WR Rick Upchurch (second team), CB Louis Wright (first team).

1979 NFL STANDINGS

AFC EAST

Team	W	L	T	Pct	PF	PA
y-Miami	10	6	0	.625	341	257
New England	9	7	0	.563	411	326
New York Jets	8	8	0	.500	337	383
Buffalo	7	9	0	.438	268	279
Baltimore	5	11	0	.313	271	351

AFC CENTRAL

Team	W	L	T	Pct	PF	PA
y-Pittsburgh	12	4	0	.750	416	262
x-Houston	11	5	0	.688	362	331
Cleveland	9	7	0	.563	359	352
Cincinnati	4	12	0	.250	337	421

AFC WEST

Team	W	L	T	Pct	PF	PA
*y-San Diego	12	4	0	.750	411	246
x-Denver	10	6	0	.625	289	262
Seattle	9	7	0	.563	378	372
Oakland	9	7	0	.563	365	337
Kansas City	7	9	0	.438	238	262

NFC EAST

Team	W	L	T	Pct	PF	PA
*y-Dallas	11	5	0	.688	371	313
x-Philadelphia	11	5	0	.688	339	282
Washington	10	6	0	.625	348	295
New York Giants	6	10	0	.375	237	323
St. Louis	5	11	0	.313	307	358

NFC CENTRAL

Team	W	L	T	Pct	PF	PA
y-Tampa Bay	10	6	0	.625	273	237
x-Chicago	10	6	0	.625	306	249
Minnesota	7	9	0	.438	259	337
Green Bay	5	11	0	.313	246	316
Detroit	2	14	0	.125	219	365

NFC WEST

Team	W	L	T	Pct	PF	PA
y-Los Angeles	9	7	0	.563	323	309
New Orleans	8	8	0	.500	370	360
Atlanta	6	10	0	.375	300	388
San Francisco	2	14	0	.125	308	416

x – Wild Card Qualifier; y – Division Title; * – Home-field Advantage

WILD CARD PLAYOFF GAMES

12/23 – at Houston 13, Denver 7

12/23 – at Philadelphia 27, Chicago 17

DIVISIONAL PLAYOFF GAMES

12/29 – Houston 17, at San Diego 14

12/29 – at Tampa Bay 24, Philadelphia 17

12/30 – at Pittsburgh 34, Miami 14

12/30 – Los Angeles 21, at Dallas 19

CONFERENCE CHAMPIONSHIPS

1/6 – at Pittsburgh 27, Houston 13

1/6 – Los Angeles 9, at Tampa Bay 0

SUPER BOWL XIV (PASADENA, CALIF.)

1/20 – Pittsburgh 31, Los Angeles 19

1978 FINAL STATISTICS (10-6)

Head Coach: Red Miller AFC West: 1st Home Stadium: Mile High Stadium

Date	W-L	Score	Opponent	Attendance	RUSHING	No.	Yds.	Avg.	Long	TD
Sept 3	W	14-6	Oakland	74,904	Perrin	108	455	4.2	28	4
Sept 11	L	9-12	at Minnesota (OT)	46,508	Keyworth	112	444	4.0	30	3
Sept 17	W	27-14	San Diego	74,983	Armstrong	112	381	3.4	20	1
Sept 24	W	23-17	at Kansas City (OT)	60,593	Canada	79	365	4.6	47	3
Oct 1	W	28-7	Seattle	74,989	Lytle	81	341	4.2	25	2
Oct 8	L	0-23	at San Diego	50,077	Preston	66	296	4.5	16	1
Oct 16	W	16-7	Chicago	75,008	Morton	17	71	4.2	12	0
Oct 22	L	6-7	at Baltimore	54,057	Weese	17	48	2.8	8	1
Oct 29	W	20-17	at Seattle (OT)	62,948	Upchurch	5	31	6.2	11	0
Nov 5	L	28-31	New York Jets	74,983	Foley	1	14	14.0	14	0
Nov 12	W	19-7	at Cleveland	70,856	Odoms	2	5	2.5	7	0
Nov 19	W	16-3	Green Bay	74,965	Penrose	1	0	0.0	0	0
Nov 23	L	14-17	at Detroit	71,785	BRONCOS	601	2451	4.0	47	15
Dec 3	W	21-6	at Oakland	53,932	OPPONENTS	549	1979	3.6	76	12
Dec 10	W	24-3	Kansas City	74,149						
Dec 16	L	17-21	Pittsburgh	74,104						

TEAM STATISTICS

	Den	Opp
TOTAL FIRST DOWNS	294	251
Rushing	129	106
Passing	137	120
Penalty	28	25
3RD DOWN: MADE/ATT	81/226	88/249
3rd Down Pct.	35.8	35.3
TOTAL NET YARDS	4829	4448
Avg. Per Game	301.8	278.0
Total Plays	1039	1016
Avg. Per Play	4.6	4.4
NET YARDS RUSHING	2451	1979
Avg. Per Game	143.2	123.7
Total Rushes	601	549
NET YARDS PASSING	2378	2469
Avg. Per Game	148.6	154.3
Sacked/Yards Lost	48/332	30/243
Gross Yards	2710	2712
Att./Completions	391/217	438/246
Completion Pct.	55.5	56.2
Had Intercepted	17	31
PUNTS/AVERAGE	96/36.4	88/39.9
NET PUNTING AVG	32.8	29.9
PENALTIES/YARDS	132/1092	114/894
FUMBLES/BALL LOST	28/17	28/13
TOUCHDOWNS	36	21
Rushing	15	12
Passing	17	9
Returns	4	0
TOTAL POINTS	282	198

SCORE BY PERIODS

	1	2	3	4	OT	Total
BRONCOS	58	55	71	89	9	282
OPPONENTS	44	75	50	26	3	198

SCORING

	TD	Ru	Pa	Rt	PAT	FG	S	PTS
Turner	0	0	0	0	31/35	11/22	0	64
Odoms	6	0	6	0	0/0	0/0	0	36
Perrin	5	4	1	0	0/0	0/0	0	30
Moses	5	0	5	0	0/0	0/0	0	30
Keyworth	4	3	1	0	0/0	0/0	0	24
Canada	3	3	0	0	0/0	0/0	0	18
Armstrong	2	1	1	0	0/0	0/0	0	12
Upchurch	2	0	1	1	0/0	0/0	0	12
Lytle	2	2	0	0	0/0	0/0	0	12
Preston	2	1	1	0	0/0	0/0	0	12
Weese	1	1	0	0	0/0	0/0	0	6
Thompson	1	0	0	1	0/0	0/0	0	6
Gradishar	1	0	0	1	0/0	0/0	0	6
T. Jackson	1	0	0	1	0/0	0/0	0	6
Egloff	1	0	1	0	0/0	0/0	0	6
Alzado	0	0	0	0	0/0	0/0	1	2
BRONCOS	36	15	17	4	31/35	11/22	1	282
OPPONENTS	21	12	9	0	21/21	17/27	0	198

RECEIVING

	No.	Yds.	Avg.	Long	TD
Odoms	54	829	15.4	42t	6
Moses	37	744	20.1	42	5
Dolbin	24	284	11.8	21	0
Preston	24	199	8.3	21	1
Keyworth	21	166	7.9	20	1
Upchurch	17	210	12.4	29t	1
Armstrong	12	98	8.2	19	1
Perrin	10	54	5.4	13	1
Canada	6	37	6.2	12	0
Lytle	6	37	6.2	10	0
Egloff	4	33	8.3	15	1
Kinney	1	23	23.0	23	0
Turner	1	-4	-4.0	-4	0
BRONCOS	217	2710	12.4	42t	17
OPPONENTS	246	2712	11.0	75t	9

INTERCEPTIONS

	No.	Yds.	Avg.	Long	TD
B. Jackson	6	128	21.2	38	0
Foley	6	84	14.0	30	0
Gradishar	4	19	4.8	8	0
Thompson	4	0	0.0	0	0
T. Jackson	3	28	9.3	28t	1
Rizzo	3	10	3.3	10	0
Turk	2	36	18.0	22	0
Wright	2	2	1.0	2	0
Swenson	1	0	0.0	0	0
BRONCOS	31	307	9.9	38	1
OPPONENTS	17	195	11.5	61	0

PUNTING

	No.	Yds.	Avg.	TB	In20	Long	B
Dilts	96	3494	36.4	6	23	73	0
OPPONENTS	88	3510	39.9	15	14	60	2

PUNT RETURNS

	No.	FC	Yds.	Avg.	Long	TD
Upchurch	36	2	493	13.7	75t	1
Preston	10	0	68	6.8	23	0
West	3	2	20	6.7	12	0
Thompson	1	0	3	3.0	3	0
Pane	1	0	-2	-2.0	1	0
BRONCOS	51	4	582	11.4	75t	1
OPPONENTS	47	21	226	4.8	55	0

KICKOFF RETURNS

	No.	Yds.	Avg.	Long	TD
Perrin	12	256	21.3	33	0
B. Jackson	9	209	23.2	40	0
Upchurch	8	222	27.8	41	0
Preston	7	154	22.0	32	0
Keyworth	2	24	12.0	13	0
Pane	1	29	29.0	29	0
West	1	24	24.0	24	0
Schultz	1	20	20.0	20	0
Turk	1	14	14.0	14	0
BRONCOS	42	952	22.6	41	0
OPPONENTS	52	1223	23.5	51	0

FIELD GOAL BREAKDOWN

	Distance	1-19	20-29	30-39	40-49	50+	Total
Turner	1-1	3/4	3/7	4/8	0/2		11/22
OPPONENTS	2/3	8/9	4/7	3/8	0/0		17/27

SACKS: Alzado 9, Carter 6.5, Chavous 4, T. Jackson 3, Latimer 2, Rizzo 2, Swenson 1.5, Grant 1.5, Nairne 1, Manor 0.5, **TOTAL 31.0**

PASSING

	Att.	Comp.	Yds.	Comp.%	Yd./Att.	TD	TD%	Int	Int%	LG	Sack/Lost	Rtg.
Morton	267	146	1802	54.7	6.75	11	4.1	8	3.0	42t	36/238	76.9
Weese	87	55	723	63.2	8.31	4	4.6	5	5.7	31	12/94	80.9
Penrose	37	16	185	43.2	5.00	2	5.4	4	10.8	29	0/0	37.3
BRONCOS	391	217	2710	55.5	6.93	17	4.3	17	4.3	42t	48/332	73.6
OPPONENTS	438	246	2712	56.2	6.19	9	2.1	31	7.1	75t	30/243	52.1

1978 DEFENSIVE STATS

(based on coaches' film review)

	TT	UT	A	S-YDS	I-YDS	FR
1 Gradishar	286	196	90	0-0	4-19	2
2 Swenson	174	104	70	1.5-8	1-0	1
3 Carter	142	83	59	6.5-43	0-0	1
Rizzo	142	78	64	2-0	3-10	1
5 T. Jackson	126	67	59	3-23	3-28	0
6 Chavous	121	66	55	4-35.5	0-0	0
7 Alzado	118	77	41	9-68.5	0-0	0
8 Thompson	107	75	32	0-0	4-0	2
9 B. Jackson	91	60	31	0-0	6-128	0
10 Wright	77	59	18	0-0	2-2	2
11 Foley	56	47	9	0-0	6-84	0
12 Manor	47	29	18	0.5-9	0-0	0
13 Latimer	42	32	10	2-21	0-0	0
14 Nairne	35	19	16	1-8	0-0	0
15 Turk	29	17	12	0-0	2-36	0
Grant	29	16	13	1.5-18	0-0	2
17 Smith	25	11	14	0-0	0-0	1
18 Evans	18	10	8	0-0	0-0	0
19 West	17	6	11	0-0	0-0	0
TOTALS	1,682	1,052	630	31-234	31-307	12

1978 GAMES STARTED

OFFENSE	DEFENSE
QB Morton, Craig	13 DE Alzado, Lyle
QB Penrose, Craig	2 DE Chavous, Barney
QB Weese, Norris	1 NT Carter, Rubin
RB Armstrong, Otis	9 LB Gradishar, Randy
RB Keyworth, Jon	16 LB Jackson, Tom
RB Lytle, Rob	7 LB Nairne, Rob
WR Dolbin, Jack	14 LB Rizzo, Joe
WR Moses, Haven	16 LB Swenson, Bob
TE Moore, Bob	2 LB Turk, Godwin
TE Odoms, Riley	16 CB Foley, Steve
C Bryan, Billy	12 CB Wright, Louis
C Maples, Bobby	5 S Jackson, Bernard
T Bain, Bill	1 S Thompson, Billy
T Minor, Claudie	16
T Neville, Tom	15
G Glassic, Tom	10
G Howard, Paul	13
G Hyde, Glenn	5
G Schindler, Steve	3

1978 COACHES

Red Miller (Head Coach), **Marv Braden** (Special Teams), **Joe Collier** (Defensive Coordinator), **Ken Gray** (Offensive Line), **Stan Jones** (Defensive Line), **Richie McCabe** (Defensive Backs), **Babe Parilli** (Quarterbacks), **Fran Polsfoot** (Wide Receivers), **Paul Roach** (Offensive Backfield), **Bob Zeman** (Linebackers).

1978 LEADERS / RANKINGS

INDIVIDUAL	PLAYER	NO.	AFC RANK	NFL RANK	NFL LEADER	NO.
Points	Turner	64	14	24t	Corral (LA)	118
Rushing Yards	Perrin	455	28	55	Campbell (HOU)	1,450
Passing Yards	Morton	1,802	12	23	Tarkenton (MIN)	3,468
Passer Rating	Morton	76.9	5	7	Staubach (DAL)	84.9
Receiving Yards	Odoms	829	6	10	Largent (SEA)	1,168
Receptions	Odoms	54	6	12	Young (MIN)	88
Interceptions	Foley/B. Jackson	6	2t	5t	Darden (CLE)	10
OFFENSE		NO.	AFC RANK	NFL RANK	NFL LEADER	NO.
Points Per Game		17.6	11	15	Dallas	24.0
Total Yards Per Game		301.8	10	14	New England	372.8
Yards Per Play		4.6	12t	16t	New England	5.5
Rushing Yards Per Game		143.2	5	8	New England	197.8
Net Passing Yards Per Game		148.6	9	17	San Diego	222.9
DEFENSE		NO.	AFC RANK	NFL RANK	NFL LEADER	NO.
Points Per Game		12.4	2	2	Pittsburgh	12.2
Total Yards Per Game		278.0	2	6	Los Angeles	243.3
Yards Per Play		4.4	2	6t	Los Angeles	4.1
Rushing Yards Per Game		123.7	3	6	Dallas	107.6
Net Passing Yards Per Game		154.3	2	8	Buffalo	134.8

1978 KEY AWARDS

Pro Bowl (7): DE Lyle Alzado, LB Randy Gradishar, LB Tom Jackson, TE Riley Odoms, S Billy Thompson, WR Rick Upchurch, CB Louis Wright.
AP All-Pro (5): DE Lyle Alzado (first team), LB Randy Gradishar (first team), LB Tom Jackson (first team), WR Rick Upchurch (first team), CB Louis Wright (first team). **AP NFL Defensive Player of the Year:** LB Randy Gradishar. **UPI AFC Defensive Player of the Year:** LB Randy Gradishar.

1978 NFL STANDINGS

AFC EAST

Team	W	L	T	Pct	PF	PA
y-New England	11	5	0	.688	358	286
x-Miami	11	5	0	.688	372	254
New York Jets	8	8	0	.500	359	364
Buffalo	5	11	0	.313	302	354
Baltimore	5	11	0	.313	239	421

AFC CENTRAL

Team	W	L	T	Pct	PF	PA
*y-Pittsburgh	14	2	0	.875	356	195
x-Houston	10	6	0	.625	283	298
Cleveland	8	8	0	.500	334	356
Cincinnati	4	12	0	.250	252	284

AFC WEST

Team	W	L	T	Pct	PF	PA
y-Denver	10	6	0	.625	282	198
Oakland	9	7	0	.563	311	283
Seattle	9	7	0	.563	345	358
San Diego	9	7	0	.563	355	309
Kansas City	4	12	0	.250	243	327

NFC EAST

Team	W	L	T	Pct	PF	PA
y-Dallas	12	4	0	.750	384	208
x-Philadelphia	9	7	0	.563	270	250
Washington	8	8	0	.500	273	283
New York Giants	6	10	0	.375	264	298
St. Louis	6	10	0	.375	248	296

NFC CENTRAL

Team	W	L	T	Pct	PF	PA
y-Minnesota	8	7	1	.531	294	306
Green Bay	8	7	1	.531	249	269
Detroit	7	9	0	.438	290	300
Chicago	7	9	0	.438	253	274
Tampa Bay	5	11	0	.313	241	259

NFC WEST

Team	W	L	T	Pct	PF	PA
*y-Los Angeles	12	4	0	.750	316	245
x-Atlanta	9	7	0	.563	240	290
New Orleans	7	9	0	.438	281	298
San Francisco	2	14	0	.125	219	350

x – Wild Card Qualifier; y – Division Title; * – Home-field Advantage

WILD CARD PLAYOFF GAMES

12/24 – Houston 17, at Miami 9
12/24 – at Atlanta 14, Philadelphia 13

DIVISIONAL PLAYOFF GAMES

12/30 – at Pittsburgh 33, Denver 10
12/30 – at Dallas 27, Atlanta 20
12/31 – Houston 31, at New England 14
12/31 – at Los Angeles 34, Minnesota 10

CONFERENCE CHAMPIONSHIPS

1/7 – at Pittsburgh 34, Houston 5
1/7 – Dallas 28, at Los Angeles 0

SUPER BOWL XIII (Miami)

1/21 – Pittsburgh 35, Dallas 31

1977 FINAL STATISTICS (12-2)

Head Coach: Red Miller AFC West: 1st Home Stadium: Mile High Stadium

Date	W-L	Score	Opponent	Attendance	RUSHING	No.	Yds.	Avg.	Long	TD
Sept 18	W	7-0	St. Louis	75,002	Armstrong	130	489	3.8	35	4
Sept 25	W	26-6	Buffalo	74,737	Perrin	110	456	4.1	62	3
Oct 2	W	24-13	at Seattle	53,108	Lytle	104	408	3.9	21	1
Oct 9	W	23-7	Kansas City	74,718	Keyworth	83	311	3.7	16	1
Oct 16	W	30-7	at Oakland	53,616	Jensen	40	143	3.6	12	1
Oct 23	W	24-13	at Cincinnati	54,395	Morton	31	125	4.0	15	4
Oct 30	L	14-24	Oakland	75,007	Weese	11	56	5.1	21	1
Nov 6	W	21-7	Pittsburgh	74,967	Penrose	4	24	6.0	17	0
Nov 13	W	17-14	at San Diego	45,211	Upchurch	1	19	19.0	19t	1
Nov 20	W	14-7	at Kansas City	54,050	Dolbin	2	12	6.0	14	0
Nov 27	W	27-13	Baltimore	74,939	Klick	1	1	1.0	1	0
Dec 4	W	24-14	at Houston	46,875	Dilts	1	0	0.0	0	0
Dec 11	W	17-9	San Diego	74,905	Moses	5	-1	-0.2	8	0
Dec 18	L	6-14	at Dallas	63,752	BRONCOS	523	2043	3.9	62	16
					OPPONENTS	470	1531	3.3	65	5

TEAM STATISTICS		Den	Opp							
TOTAL FIRST DOWNS		223	217	RECEIVING	No.	Yds.	Avg.	Long	TD	
Rushing		101	77	Odoms	37	429	11.6	33	3	
Passing		107	123	Moses	27	539	20.0	35	4	
Penalty		15	17	Dolbin	26	443	17.0	81t	3	
3RD DOWN: MADE/ATT		72/210	71/221	Armstrong	18	128	7.1	20	0	
3rd Down Pct.		34.3	32.1	Lytle	17	198	11.6	47t	1	
TOTAL NET YARDS		3906	3775	Upchurch	12	245	20.4	45	2	
Avg. Per Game		279.0	269.6	Keyworth	11	48	4.4	14	0	
Total Plays		886	931	Perrin	6	106	17.8	41t	1	
Avg. Per Play		4.4	4.1	Jensen	4	63	15.8	34	0	
NET YARDS RUSHING		2043	1531	Egloff	2	27	13.5	20	0	
Avg. Per Game		145.9	109.4	Klick	2	14	7.0	11	0	
Total Rushes		523	470	Turner	1	25	25.0	25t	1	
Avg. Per Rush		3.9	3.3	BRONCOS	163	2265	13.9	81t	15	
NET YARDS PASSING		1863	2244	OPPONENTS	235	2556	10.0	51	9	

SCORE BY PERIODS	1	2	3	4	OT	Total
BRONCOS	68	72	60	74	0	274
OPPONENTS	45	46	40	17	0	148

SCORING	TD	Ru	Pa	Rt	PAT	FG	S	PTS
Turner	1	0	1	0	31/34	13/19	0	76
Armstrong	4	4	0	0	0/0	0/0	0	24
Moses	4	0	4	0	0/0	0/0	0	24
Morton	4	4	0	0	0/0	0/0	0	24
Perrin	4	3	1	0	0/0	0/0	0	24
Upchurch	4	1	2	1	0/0	0/0	0	24
Dolbin	3	0	3	0	0/0	0/0	0	18
Odums	3	0	3	0	0/0	0/0	0	18
Lytle	2	1	1	0	0/0	0/0	0	12
Wright	1	0	0	1	0/0	0/0	0	6
Keyworth	1	1	0	0	0/0	0/0	0	6
Jensen	1	1	0	0	0/0	0/0	0	6
Weese	1	1	0	0	0/0	0/0	0	6
Jackson	1	0	0	1	0/0	0/0	0	6
BRONCOS	34	16	15	3	31/34	13/19	0	274
OPPONENTS	18	5	11	2	16/18	8/22	0	148

KICKOFF RETURNS	No.	Yds.	Avg.	Long	TD
Perrin	3	72	24.0	32	0
Upchurch	20	456	22.8	32	0
Schultz	6	135	22.5	33	0
Pane	1	16	16.0	16	0
Keyworth	1	15	15.0	15	0
Hyde	1	15	15.0	15	0
Grant	1	8	8.0	8	0
Nairne	1	1	1.0	1	0
Dolbin	0	*14	—	14	0
BRONCOS	34	732	21.5	33	0
OPPONENTS	50	1084	21.7	41	0

*return yardage gained by lateral

FIELD GOAL BREAKDOWN	Distance	1-19	20-29	30-39	40-49	50+	Total
Turner	0/0	3/4	7/10	3/5	0/0	0/0	13/19
OPPONENTS	1/1	2/3	1/5	4/9	0/4	0/2	8/22

SACKS: Alzado 8, Chavous 8, Carter 6, T. Jackson 4, Manor 4, Gradishar 3, Swenson 2, Rizzo 1, Thompson 1, **TOTAL 37.0**

PASSING	Att.	Comp.	Yds.	Comp.%	Yd./Att.	TD	TD%	Int	Int%	LG	Sack/Lost	Rtg.
Morton	254	131	1929	51.6	7.59	14	5.5	8	3.1	81t	43/338	82.1
Penrose	40	21	217	52.5	5.43	0	0.0	4	10.0	35	5/49	28.9
Weese	20	11	119	55.0	5.95	1	5.0	0	0.0	31	2/15	89.4
BRONCOS	314	163	2265	51.9	7.21	15	4.8	12	3.8	81t	50/402	75.6
OPPONENTS	426	235	2556	55.2	6.00	11	2.6	25	5.9	51	35/312	57.2

1977 DEFENSIVE STATS

(based on coaches' film review)

	TT	UT	A	SACKS	I-YDS	FR
1 Gradishar	219	145	74	3	3-56	4
2 Swenson	135	89	46	2	1-0	0
3 Rizzo	123	72	51	1	3-49	1
4 Alzado	119	80	39	8	0-0	2
5 T. Jackson	116	77	39	4	4-95	0
6 Carter	113	71	42	6	0-0	0
7 Thompson	95	69	26	1	5-122	2
8 Chavous	82	51	31	8	0-0	0
9 Wright	77	57	20	0	3-128	0
10 B. Jackson	72	42	30	0	1-13	0
11 Foley	71	58	13	0	3-22	0
12 Grant	51	39	12	0	0-0	1
13 Manor	38	25	13	4	0-0	0
14 Smith	26	19	7	0	1-6	1
15 Turk	22	16	6	0	0-0	0
16 Poltl	16	12	4	0	0-0	0
17 Evans	6	4	2	0	1-0	1
18 Pane	5	1	4	0	0-0	0
19 Nairne	2	1	1	0	0-0	0
20 Baska	1	1	0	0	0-0	0
21 Howard	0	0	0	0	0-0	1
TOTALS	1,389	929	460	37	25-491	13

1977 GAMES STARTED

OFFENSE		DEFENSE	
QB Morton, Craig	14	DE Alzado, Lyle	14
RB Armstrong, Otis	10	DE Chavous, Barney	11
RB Keyworth, Jon	9	DE Manor, Brison	1
RB Lytle, Rob	4	DE Smith, Paul	2
RB Perrin, Lonnie	5	NT Carter, Rubin	14
WR Dolbin, Jack	13	LB Gradishar, Randy	14
WR Moses, Haven	14	LB Jackson, Tom	13
WR Upchurch, Rick	1	LB Rizzo, Joe	12
TE Odoms, Riley	14	LB Swenson, Bob	14
C Montler, Mike	14	LB Turk, Godwin	3
T Maurer, Andy	13	CB Foley, Steve	13
T Minor, Claudie	14	CB Pane, Chris	1
T Schindler, Steve	1	CB Wright, Louis	14
G Glassic, Tom	14	S Jackson, Bernard	13
G Howard, Paul	14	S Poltl, Randy	1
		S Thompson, Billy	14

1977 COACHES

Red Miller (Head Coach), **Marv Braden** (Special Teams), **Joe Collier** (Defensive Coordinator), **Bob Gambold** (Defensive Backs), **Ken Gray** (Offensive Line), **Stan Jones** (Defensive Line), **Myrel Moore** (Linebackers), **Babe Parilli** (Quarterbacks), **Fran Polsfoot** (Wide Receivers), **Paul Roach** (Offensive Backfield).

1977 LEADERS / RANKINGS

INDIVIDUAL	PLAYER	NO.	AFC RANK	NFL RANK	NFL LEADER	NO.
Points	Turner	76	7	12	Mann (OAK)	99
Rushing Yards	Armstrong	489	22	40	Payton (CHI)	1,852
Passing Yards	Morton	1,929	9	13	Ferguson (BUF)	2,803
Passing Rating	Morton	82.1	2	4	Griese (MIA)	87.8
Receiving Yards	Moses	539	19	32	Burrough (HOU)	816
Receptions	Odoms	37	18t	31t	Mitchell (BAL)	71
Interceptions	Thompson	5	10t	16t	Blackwood (BAL)	10
OFFENSE		NO.	AFC RANK	NFL RANK	NFL LEADER	NO.
Points Per Game		19.6	8	10	Oakland	25.1
Total Yards Per Game		279.0	12	17	Dallas	343.7
Yards Per Play		4.4	12t	17t	St. Louis	5.1
Rushing Yards Per Game		145.9	7	11	Chicago	200.8
Net Passing Yards Per Game		133.1	11	15	Buffalo	200.2
DEFENSE		NO.	AFC RANK	NFL RANK	NFL LEADER	NO.
Points Per Game		10.6	1	3	Atlanta	9.2
Total Yards Per Game		269.6	4	9	Dallas	229.5
Yards Per Play		4.1	1	3t	Dallas	3.7
Rushing Yards Per Game		109.4	1	1	Denver	109.4
Net Passing Yards Per Game		160.3	12	25	Atlanta	98.9

1977 KEY AWARDS

Pro Bowl (5): DE Lyle Alzado, LB Randy Gradishar, LB Tom Jackson, S Billy Thompson, CB Louis Wright. **AP All-Pro (4):** DE Lyle Alzado (first team), LB Randy Gradishar (first team), LB Tom Jackson (first team), S Billy Thompson (first team). **AP NFL Coach of the Year:** Red Miller. **K.C. 101 Club NFL Coach of the Year:** Red Miller.

1977 NFL STANDINGS

AFC EAST

Team	W	L	T	Pct	PF	PA
y-Baltimore	10	4	0	.714	295	221
Miami	10	4	0	.714	313	197
New England	9	5	0	.643	278	217
Buffalo	3	11	0	.214	160	313
New York Jets	3	11	0	.214	191	300

AFC CENTRAL

Team	W	L	T	Pct	PF	PA
y-Pittsburgh	9	5	0	.643	283	243
Cincinnati	8	6	0	.571	238	235
Houston	8	6	0	.571	299	230
Cleveland	6	8	0	.429	269	267

AFC WEST

Team	W	L	T	Pct	PF	PA
*y-Denver	12	2	0	.857	274	148
x-Oakland	11	3	0	.786	351	230
San Diego	7	7	0	.500	222	205
Seattle	5	9	0	.357	282	373
Kansas City	2	12	0	.143	225	349

NFC EAST

Team	W	L	T	Pct	PF	PA
*y-Dallas	12	2	0	.857	345	212
Washington	9	5	0	.643	196	189
St. Louis	7	7	0	.500	272	287
Philadelphia	5	9	0	.357	220	207
New York Giants	5	9	0	.357	181	265

NFC CENTRAL

Team	W	L	T	Pct	PF	PA
y-Minnesota	9	5	0	.643	231	227
x-Chicago	9	5	0	.643	255	253
Detroit	6	8	0	.429	183	252
Green Bay	4	10	0	.286	134	219
Tampa Bay	2	12	0	.143	103	223

NFC WEST

Team	W	L	T	Pct	PF	PA
y-Los Angeles	10	4	0	.714	302	146
Atlanta	7	7	0	.500	179	129
San Francisco	5	9	0	.357	220	260
New Orleans	3	11	0	.214	232	336

x – Wild Card Qualifier; y – Division Title; * – Home-field Advantage

DIVISIONAL PLAYOFF GAMES

12/24 – Oakland 37, at Baltimore 31 (OT)

12/24 – at Denver 34, Pittsburgh 21

12/26 – at Dallas 37, Chicago 7

12/26 – Minnesota 14, at Los Angeles 7

CONFERENCE CHAMPIONSHIPS

1/1 – at Denver 20, Oakland 17

1/1 – at Dallas 23, Minnesota 6

SUPER BOWL XII (NEW ORLEANS)

1/15 – Dallas 27, Denver 10

1976 FINAL STATISTICS (9-5)

Head Coach: John Ralston AFC West: 2nd Home Stadium: Mile High Stadium

Date	W-L	Score	Opponent	Attendance	RUSHING	No.	Yds.	Avg.	Long	TD
Sept 12	L	7-17	at Cincinnati	53,464	Armstrong	247	1008	4.1	31	5
Sept 19	W	46-3	New York Jets	62,519	Keyworth	122	349	2.9	13	3
Sept 26	W	44-13	Cleveland	62,758	Weese	23	142	6.2	20	0
Oct 3	W	26-0	San Diego	62,486	Perrin	37	118	3.2	14	2
Oct 10	L	3-17	at Houston	47,928	Kiick	31	114	3.7	19	1
Oct 17	L	10-17	Oakland	63,241	Upchurch	6	71	11.8	25	1
Oct 24	W	35-26	at Kansas City	57,961	Ramsey	13	51	3.9	15	0
Oct 31	L	6-19	at Oakland	52,169	Odoms	3	36	12.0	15t	2
Nov 7	W	48-13	Tampa Bay	62,503	Franckowiak	12	25	2.1	7	0
Nov 14	W	17-0	at San Diego	32,017	Van Heusen	1	20	20.0	20	0
Nov 21	W	14-13	New York Giants	62,961	Dolbin	2	5	2.5	8	0
Nov 28	L	14-38	at New England	61,128	Penrose	2	-3	-1.5	-1	0
Dec 5	W	17-16	Kansas City	57,995	Moses	1	-4	-4.0	-4	0
Dec 12	W	28-14	at Chicago	44,459	BRONCOS	500	1932	3.9	31	14
					OPPONENTS	496	1709	3.4	26	14

TEAM STATISTICS		Den	Opp	RECEIVING		No.	Yds.	Avg.	Long	TD
TOTAL FIRST DOWNS		239	222	Armstrong	39	457	11.7	36t	1	
Rushing		106	90	Odoms	30	477	15.9	47	3	
Passing		114	104	Moses	25	498	19.9	71t	7	
Penalty		19	28	Keyworth	22	201	9.1	31	1	
3RD DOWN: MADE/ATT		69/193	73/222	Dolbin	19	354	18.6	40	1	
3rd Down Pct.		35.8	32.9	Upchurch	12	340	28.3	59t	1	
TOTAL NET YARDS		4136	3734	Kiick	10	78	7.8	19	1	
Avg. Per Game		295.4	266.7	Franckowiak	4	42	10.5	11	0	
Total Plays		901	919	Perrin	4	35	8.8	15	0	
Avg. Per Play		4.6	4.1	Schultz	2	29	14.5	16	0	
NET YARDS RUSHING		1932	1709	Lyons	1	-1	-1.0	-1	0	
Avg. Per Game		138.0	122.1	BRONCOS	168	2510	14.9	71t	15	
Total Rushes		500	496	OPPONENTS	214	2265	10.6	58	8	
Avg. Per Rush		3.9	3.4							

Avg. Per Rush	3.9	3.4								
NET YARDS PASSING	2204	2025	INTERCEPTIONS	No.	Yds.	Avg.	Long	TD		
Avg. Per Game	157.4	144.6	Jackson	7	136	19.4	46t	1		
Sacked/Yards Lost	48/306	32/240	Rowser	4	104	26.0	41t	2		
Gross Yards	2510	2265	Foley	4	95	23.8	34	0		
Att./Completions	353/168	391/214	Gradishar	3	44	14.7	31t	1		
Completion Pct.	47.6	54.7	Swenson	2	26	13.0	26	0		
Had Intercepted	22	24	Jones	2	7	3.5	7	0		
PUNTS/AVERAGE	84/35.1	91/37.3	Rizzo	1	8	8.0	8	0		
NET PUNTING AVG	29.9	28.5	Politi	1	0	0.0	0	0		
PUNT RETURNS/AVG	51/12.5	43/8.7	Wright	0	*32	—	32	0		
KICKOFF RETURNS/AVG	46/23.4	50/24.1	BRONCOS	24	452	18.8	65	4		
MISC. RETURNS/AVG	12/5.7	8/0.9	OPPONENTS	22	260	11.8	38	0		
INTERCEPTIONS/RET.	24/19.0	22/11.8	*return yardage gained by lateral							

INTERCEPTIONS/RET.	24/19.0	22/11.8	<i>*return yardage gained by lateral</i>							
PENALTIES/YARDS	105/986	88/715								
FUMBLES/BALL LOST	23/12	23/13	PUNTING	No.	Yds.	Avg.	TB	In20	Long	
TOUCHDOWNS	39	25	Weese	52	1852	35.6	1	5	55	
	Rushing 14	14	Van Heusen	31	1093	35.3	2	4	52	
	Passing 15	8	BRONCOS	*84	2945	35.1	3	9	55	
	Returns 10	3	OPPONENTS	91	3391	37.3	8	23	64	
			<i>*Includes one team punt for 0 yards</i>							

EXTRA POINTS/ATT		36/39		20/25		includes one team punt for 6 yards							
FIELD GOALS/ATT		15/21		12/27		PUNT RETURNS		No.	FC	Yds.	Avg.	Long	TD
TOTAL POINTS		315		206		Upchurch		39	3	536	13.7	92t	4
						Thompson		6	0	60	10.0	20	0
						Foley		5	0	42	8.4	16	0
						Schultz		1	2	2	2.0	2	0
SCORE BY PERIODS		1	2	3	4	OT	Total	51	5	640	12.5	92t	4
BRONCOS		70	71	88	86	0	315	43	1	372	8.7	64t	4
OPPONENTS		30	87	36	83	0	206						

SCORING										KICKOFF RETURNS					
TD	Ru	Pa	Rt	PAT	FG	S	PTS	No.	Yds.	Avg.	Long	TD			
Turner	0	0	0	0	36/39	15/21	0	81	Perrin	14	391	27.9	43	0	
Moses	7	0	7	0	0/0	0/0	0	42	Schultz	3	82	27.3	38	0	
Armstrong	6	5	1	0	0/0	0/0	0	36	Upchurch	22	514	23.4	64	0	
Upchurch	6	1	1	4	0/0	0/0	0	36	Hyde	1	17	17.0	17	0	
Odoms	5	2	3	0	0/0	0/0	0	30	Brown	3	41	13.7	14	0	
Keyworth	4	3	1	0	0/0	0/0	0	24	Franckowiak	2	22	11.0	14	0	
Kiick	2	1	1	0	0/0	0/0	0	12	Goodman	1	8	8.0	8	0	
Perrin	2	2	0	0	0/0	0/0	0	12	BRONCOS	46	1075	23.4	64	0	
Rowser	2	0	0	2	0/0	0/0	0	12	OPPONENTS	50	1206	24.1	43	0	
Dolbin	1	0	1	0	0/0	0/0	0	6	FIELD GOAL BREAKDOWN						
Jackson	1	0	0	1	0/0	0/0	0	6							
Politi	1	0	0	1	0/0	0/0	0	6							
Gradishar	1	0	0	1	0/0	0/0	0	6							
Jones	1	0	0	1	0/0	0/0	0	6	Turner	1/1	7/8	4/5	3/7	0/2	
BRONCOS	39	14	15	10	36/39	15/21	0	315	OPPONENTS	1/2	4/6	3/7	4/11	0/2	
OPPONENTS	25	14	8	3	20/25	12/28	0	206	TURNER: (20G,30G) (47G) (40W,47G,25G,36G, 27G) (31G,49S) (1						

FIELD GOAL BREAKDOWN					
Distance	1-19	20-29	30-39	40-49	50+
Turner	1/1	7/8	4/5	3/7	—
OPPONENTS	1/2	4/6	3/7	4/11	0/2

TURNER: (20G,30G) (47G) (40W,47G,25G,36G, 27G) (31G,49S) () (21G,28G) (19G,33G) (44B, 42G) (44S) () (38B,20G) (27HU)

SACKS: Chavous 8, Gradishar 7, Carter 4, T. Jackson 4, P. Smith 3, Hammond 1, Jones 1, Swenson 1, Rizzo 1, Moore 1, Dolbin 1, TOTAL 32.0

PASSING	Att.	Comp.	Yds.	Comp.%	Yd./Att.	TD	TD%	Int	Int%	LG	Sack/Lost	Rtg.
Ramsey	270	128	1931	47.4	7.15	11	4.1	13	4.8	71t	39/261	65.1
Weese	47	24	314	51.1	6.68	1	2.1	6	12.8	43	9/45	39.9
Penrose	36	16	265	44.4	7.36	3	8.3	3	8.3	41	0/0	62.8
BRONCOS	353	168	2510	47.6	7.11	15	4.2	22	6.2	71t	48/306	59.6
OPPONENTS	391	214	2265	54.7	5.79	8	2.0	24	6.1	58	32/240	53.1

1976 DEFENSIVE STATS

(based on unofficial press box statistics)

	TT	UT	A	SACKS	I-YDS	FR
1 Gradishar	137	101	36	7	3-44	1
2 Thompson	83	60	23	0	0-0	0
3 Jackson	77	58	19	4	7-136	2
4 Rizzo	76	59	17	1	1-8	0
5 Swenson	75	55	20	1	2-31	1
6 Carter	70	51	19	4	0-0	1
7 Chavous	60	44	16	8	0-0	0
8 Wright	50	39	11	0	0-0	0
9 Rowser	43	34	9	0	4-104	1
10 Foley	42	33	9	0	4-95	0
11 Turk	37	26	11	0	0-0	1
12 Smith	31	21	10	3	0-0	0
13 Jones	29	27	2	1	2-7	1
Grant	29	22	7	0	0-0	0
15 Baska	18	12	6	0	0-0	1
16 Evans	16	13	3	0	0-0	1
17 White	10	9	1	0	0-0	1
18 Moore	6	6	0	1	0-0	0
Politi	6	4	2	0	1-0	0
Pane	6	3	3	0	0-0	0
21 Hammond	5	4	1	1	0-0	0
22 Hardee	1	1	0	0	0-0	0
Dolbin	1	1	0	1	0-0	0
TOTALS	908	683	225	32	24-425	11

1976 GAMES STARTED

OFFENSE		DEFENSE	
QB Penrose, Craig	2	DE Chavous, Barney	14
QB Ramsey, Steve	12	DE Smith, Paul	10
RB Armstrong, Otis	14	DE Turk, Godwin	2
RB Frankowiak, Mike	1	DE White, Jim	1
RB Keyworth, Jon	13	DT Alzado, Lyle	1
WR Dolbin, Jack	5	DT Carter, Rubin	14
WR Moses, Haven	14	DT Grant, John	10
WR Upchurch, Rick	9	LB Gradishar, Randy	14
TE Odoms, Riley	14	LB Jackson, Tom	14
C Maples, Bobby	10	LB Rizzo, Joe	12
C Olson, Phil	4	LB Swenson, Bob	6
T Bain, Bill	13	CB Foley, Steve	6
T Minor, Claudie	14	CB Jones, Calvin	8
T Montgomery, Marv	1	CB Wright, Louis	14
G Glassic, Tom	14	S Rowser, John	14
G Lyons, Tommy	14	S Thompson, Billy	14

1976 COACHES

John Ralston (Head Coach), **Max Coley** (Offensive Coordinator/Backfield), **Joe Collier** (Defensive Coordinator), **Kay Dalton** (Wide Receivers), **Bob Gambold** (Defensive Backs), **Mike Giddings** (Asst. Offensive Line), **Charley Johnson** (Quarterbacks), **Stan Jones** (Defensive Line), **Myrel Moore** (Linebackers), **Doc Urich** (Offensive Line).

1976 LEADERS / RANKINGS

INDIVIDUAL	PLAYER	NO.	AFC RANK	NFL RANK	NFL LEADER	NO.
Points	Turner	81	6t	13	Linhart (BAL)	109
Rushing Yards	Armstrong	1,008	6	11	Simpson (BUF)	1,503
Passing Yards	Ramsey	1,931	8	13	Jones (BAL)	3,104
Passer Rating	Ramsey	65.1	9	14	Stabler (OAK)	103.4
Receiving Yards	Moses	498	18	36	Carr (BAL)	1,112
Receptions	Armstrong	39	19	33	Lane (KC)	66
Interceptions	Jackson	7	3t	6t	Jackson, M. (LA)	10

OFFENSE	NO.	AFC RANK	NFL RANK	NFL LEADER	NO.
Points Per Game	22.5	6	7	Baltimore	26.1
Total Yards Per Game	295.4	11	16	Baltimore	374.0
Yards Per Play	4.6	10t	14t	Oakland	5.5
Rushing Yards Per Game	138.0	10	19	Pittsburgh	212.2
Net Passing Yards Per Game	157.4	7	12	Baltimore	209.5

DEFENSE	NO.	AFC RANK	NFL RANK	NFL LEADER	NO.
Points Per Game	14.7	2	6	Pittsburgh	9.9
Total Yards Per Game	266.7	3	8	Pittsburgh	237.4
Yards Per Play	4.1	2	5t	Pittsburgh	3.8
Rushing Yards Per Game	122.1	2	3	Pittsburgh	104.1
Net Passing Yards Per Game	144.6	4	12	Minnesota	112.5

1976 KEY AWARDS

Pro Bowl (2): RB Otis Armstrong, WR Rick Upchurch. **AP All-Pro (1):** KR Rick Upchurch (first team).

1976 NFL STANDINGS

AFC EAST

Team	W	L	T	Pct	PF	PA
y-Baltimore	11	3	0	.786	417	246
x-New England	11	3	0	.786	376	236
Miami	6	8	0	.429	263	264
New York Jets	3	11	0	.214	169	383
Buffalo	2	12	0	.143	245	363

AFC CENTRAL

Team	W	L	T	Pct	PF	PA
y-Pittsburgh	10	4	0	.714	342	138
Cincinnati	10	4	0	.714	335	210
Cleveland	9	5	0	.643	267	287
Houston	5	9	0	.357	222	273

AFC WEST

Team	W	L	T	Pct	PF	PA
*y-Oakland	13	1	0	.929	350	237
Denver	9	5	0	.643	315	206
San Diego	6	8	0	.429	248	285
Kansas City	5	9	0	.357	290	376
Tampa Bay	0	14	0	.000	125	412

NFC EAST

Team	W	L	T	Pct	PF	PA
y-Dallas	11	3	0	.786	296	194
x-Washington	10	4	0	.714	291	217
St. Louis	10	4	0	.714	309	267
Philadelphia	4	10	0	.286	165	286
New York Giants	3	11	0	.214	170	250

NFC CENTRAL

Team	W	L	T	Pct	PF	PA
*y-Minnesota	11	2	1	.821	305	176
Chicago	7	7	0	.500	253	216
Detroit	6	8	0	.429	262	220
Green Bay	5	9	0	.357	218	299

NFC WEST

Team	W	L	T	Pct	PF	PA
y-Los Angeles	10	3	1	.750	351	190
San Francisco	8	6	0	.571	270	190
Atlanta	4	10	0	.286	172	312
New Orleans	4	10	0	.286	253	346
Seattle	2	12	0	.143	229	429

x - Wild Card Qualifier; y - Division Title; * - Home-field Advantage

DIVISIONAL PLAYOFF GAMES

12/18 - at Oakland 24, New England 21

12/18 - at Minnesota 35, Washington 20

12/19 - Pittsburgh 40, at Baltimore 14

12/19 - Los Angeles 14, at Dallas 12

CONFERENCE CHAMPIONSHIPS

12/26 - at Oakland 24, Pittsburgh 7

12/26 - at Minnesota 24, Los Angeles 13

SUPER BOWL XI (PASADENA, CALIF.)

1/9 - Oakland 32, Minnesota 14

1975 FINAL STATISTICS (6-8)

Head Coach: John Ralston AFC West: 2nd Home Stadium: Mile High Stadium

Date	W-L	Score	Opponent	Attendance	RUSHING	No.	Yds.	Avg.	Long	TD
Sept 21	W	37-33	Kansas City	51,858	Keyworth	182	725	4.0	34	3
Sept 29	W	23-13	Green Bay	52,491	Little	125	445	3.6	19	2
Oct 5	L	14-38	at Buffalo	79,798	Lynch	57	218	3.8	20	3
Oct 12	L	9-20	at Pittsburgh	49,164	Armstrong	31	155	5.0	33	0
Oct 19	W	16-15	Cleveland	52,540	Ross	42	121	2.9	21	0
Oct 26	L	13-26	at Kansas City	70,043	Upchurch	16	97	6.1	15	1
Nov 2	L	17-42	Oakland	52,330	Dolbin	5	72	14.4	25	0
Nov 9	L	16-17	Cincinnati	49,702	Hufnagel	8	47	5.9	13	0
Nov 16	W	27-17	at San Diego	26,048	Ramsey	6	38	6.3	17	0
Nov 23	L	21-35	at Atlanta	28,686	Odoms	5	27	5.4	12	0
Nov 30	W	13-10	San Diego (OT)	44,982	Van Heusen	2	26	13.0	24	0
Dec 8	L	10-17	at Oakland	51,075	Johnson	10	21	2.1	13	0
Dec 14	W	25-10	Philadelphia	36,860	Franckowiak	1	1	1.0	1	0
Dec 20	L	13-14	at Miami	43,064	BRONCOS	490	1993	4.1	34	9
					OPPONENTS	526	1974	3.8	6.5	19

TEAM STATISTICS	Den	Opp	RECEIVING	No.	Yds.	Avg.	Long	TD
TOTAL FIRST DOWNS	268	247	Keyworth	42	314	7.5	19t	1
Rushing	109	121	Odoms	40	544	13.6	43	3
Passing	137	104	Moses	29	505	17.4	33	2
Penalty	22	22	Little	29	308	10.6	66t	2
3RD DOWN: MADE/ATT	84/212	76/209	Dolbin	22	421	19.1	41	3
3rd Down Pct.	39.6	36.4	Upchurch	18	436	24.2	90t	2
TOTAL NET YARDS	4534	4006	Van Heusen	15	246	16.4	28	1
Avg. Per Game	323.9	286.1	Ross	7	69	9.9	30	0
Total Plays	964	901	Lynch	6	33	5.5	19	1
Avg. Per Play	4.7	4.4	Brown	1	14	14.0	14	0
NET YARDS RUSHING	1993	1974	Armstrong	1	10	10.0	10	0
Avg. Per Game	142.4	141.0	BRONCOS	210	2900	13.8	90t	15
Total Rushes	490	526	OPPONENTS	181	2245	12.4	69	14
Avg. Per Rush	4.1	3.8						

NET YARDS PASSING	Den	Opp	INTERCEPTIONS	No.	Yds.	Avg.	Long	TD
Avg. Per Game	181.5	145.1	Gradishar	3	77	25.7	44	1
Sacked/Yards Lost	47/359	27/213	Thompson	2	97	48.5	49	0
Gross Yards	2900	2245	Thomas	2	66	33.0	36	0
Att./Completions	427/210	348/181	Wright	2	9	4.5	9	0
Completion Pct.	49.2	52.5	Jackson	2	0	0.0	0	0
Had Intercepted	34	16	O'Malley	1	38	38.0	0	0
PUNTS/AVERAGE	63/39.9	76/42.1	Swenson	1	4	4.0	4	0
PUNT RETURNS/AVG	41/11.5	39/13.7	Rowser	1	2	2.0	2	0
KICKOFF RETURNS/AVG	59/24.5	57/22.3	May	1	0	0.0	0	0
MISC. RETURNS/AVG	4/68	1/6	Jones	1	0	0.0	0	0
INTERCEPTIONS/RET.	16/18.3	34/13.1	BRONCOS	16	293	18.3	49	1
PENALTIES/YARDS	92/785	88/779	OPPONENTS	34	447	13.1	41	1
FUMBLES/BALL LOST	28/14	37/16						

FUMBLES/BALL LOST	28/14	37/16							
TOTAL POINTS	254	307	PUNTING	No.	Yds.	Avg.	Long	B	
Avg. Points per Game	18.1	21.9	Van Heusen	63	2515	39.9	64	0	
Touchdowns	28	35	OPPONENTS	76	3200	42.1	60	0	
By Rushing	9	19							
By Passing	15	14	PUNT RETURNS	No.	FC	Yds.	Avg.	Long	TD
By Returns	4	2	Upchurch	27	4	312	11.6	51	0
Field Goals	21/29	21/28	Thompson	13	1	158	12.2	24	0
Conversions	23/28	34/35	Lynch	1	0	0	0.0	0	0

SCORE BY PERIODS	1	2	3	4	OT	Total
BRONCOS	36	86	41	88	3	254
OPPONENTS	54	81	88	84	0	307

SCORING	TD	Ru	Pa	Rt	PAT	FG	S	PTS
Turner	0	0	0	0	23/26	21/28	0	86
Keyworth	4	3	1	0	0/0	0/0	0	24
Dolbin	4	0	3	1	0/0	0/0	0	24
Little	4	2	2	0	0/0	0/0	0	24
Lynch	4	3	1	0	0/0	0/0	0	24
Odoms	4	0	3	1	0/0	0/0	0	24
Upchurch	3	1	2	0	0/0	0/0	0	18
Moses	2	0	2	0	0/0	0/0	0	12
Van Heusen	1	0	1	0	0/0	0/0	0	6
Gradishar	1	0	0	1	0/0	0/0	0	6
Smith	1	0	0	1	0/0	0/0	0	6
BRONCOS	28	9	15	4	23/28	21/28	0	254
OPPONENTS	35	19	14	2	34/35	21/28	0	307

KICKOFF RETURNS	No.	Yds.	Avg.	Long	TD
Upchurch	40	1084	27.1	58	0
Little	16	307	19.2	32	0
Ross	1	20	20.0	20	0
Sevenson	1	20	20.0	20	0
Maples	1	15	15.0	15	0
BRONCOS	59	1446	24.5	58	0
OPPONENTS	57	1273	22.3	39	0

FIELD GOAL BREAKDOWN	Distance	1-19	20-29	30-39	40-49	50+
Turner	1/1	7/9	8/10	3/6	2/3	
OPPONENTS	2/2	8/9	4/6	1/3	1/4	

TURNER: (23G) (35G,39G,32G) (22G,39G,36G) (25G,48G,53G) (41N) (22N,53G) (38G) (22G, 46G) (52N,32N) (22G,23N,25G) (40N,18G) (47G,29G) (39G,39G,41N,35N)

SACKS: Alzado 7, P. Smith 4.5, Chavous 4.5, Gradishar 3, T. Jackson 3, Carter 2, Grant 2, Olsen 1, **TOTAL 27.0**

PASSING	Att.	Comp.	Yds.	Comp.%	Yd./Att.	Sack/Lost	TD	TD%	Int	Int%	LG	Rtg.
Ramsey	233	128	1562	54.9	6.70	23/187	9	3.8	14	6.0	66t	63.4
Johnson	142	65	1021	45.8	7.19	10/79	5	3.5	12	8.5	90t	45.4
Hufnagel	51	16	287	31.4	5.62	13/84	1	2.0	8	15.7	80t	18.8
Van Heusen	1	1	30	100.0	30.00	0/0	0	0.0	0	0.0	30	119.0
BRONCOS	427	210	2900	49.2	6.79	47/359	15	3.5	34	8.0	90t	49.9
OPPONENTS	348	181	2245	52.5	6.45	27/213	14	4.0	16	4.6	69	66.6

1975 DEFENSIVE STATS

(based on unofficial press box statistics)

	TT	UT	A	SACKS	I-YDS	FR
1 Gradishar	132	106	26	3	3-77	0
2 T. Jackson	92	67	25	3	2-0	0
3 Alzado	79	55	24	7	0-0	2
4 Thompson	59	51	8	0	2-97	0
5 Grant	57	44	13	2	0-0	3
6 Rizzo	54	38	16	0	0-0	0
7 Carter	52	28	24	2	0-0	0
8 P. Smith	47	34	13	4.5	0-0	1
9 Wright	43	36	7	0	2-9	0
10 Chavous	42	28	14	4.5	0-0	0
11 Rowser	37	32	5	0	1-2	1
12 Swenson	31	26	5	0	1-4	0
13 O'Malley	29	25	4	0	1-38	0
May	29	20	9	0	1-0	0
15 Jones	26	24	2	0	1-0	0
16 E. Thomas	19	14	5	0	2-66	1
17 Severson	18	11	7	0	0-0	2
18 Polt	15	7	8	0	0-0	0
19 Olsen	14	12	2	1	0-0	0
20 Maples	6	6	0	0	0-0	0
TOTALS	881	664	217	27	16-293	10

1975 GAMES STARTED

OFFENSE	DEFENSE	
QB Hufnagel, John	1 DE Carter, Rubin	7
QB Johnson, Charley	6 DE Chavous, Barney	9
QB Ramsey, Steve	7 DE Grant, John	13
RB Armstrong, Otis	3 DE Olsen, Phil	1
RB Keyworth, Jon	14 DT Alzado, Lyle	14
RB Little, Floyd	10 DT Smith, Paul	12
RB Lynch, Fran	1 LB Gradishar, Randy	14
WR Dolbin, Jack	1 LB Jackson, Tom	14
WR Moses, Haven	14 LB May, Ray	8
WR Van Heusen, Bill	13 LB Rizzo, Joe	6
TE Odoms, Riley	14 CB Jones, Calvin	8
C Maples, Bobby	14 CB/S Rowser, John	13
T Current, Mike	7 CB Thomas, Earlie	6
T Minor, Claudie	14 CB Wright, Louis	11
T Montgomery, Marv	7 S Polt, Randy	1
T Rogers, Stan	2 S Severson, Jeff	3
G Howard, Paul	14 S Thompson, Billy	14
G Lyons, Tom	10	
G Schaukowitz, Carl	2	

1975 COACHES

John Ralston (Head Coach), **Max Coley** (Offensive Coordinator/Backfield), **Joe Collier** (Defensive Coordinator), **Kay Dalton** (Wide Receivers), **Jerry Frei** (Offensive Line), **Bob Gambold** (Defensive Backs), **Myrel Moore** (Linebackers/Special Teams), **Doc Urich** (Defensive Line).

1975 LEADERS / RANKINGS

INDIVIDUAL	PLAYER	NO.	AFC RANK	NFL RANK	NFL LEADER	NO.
Points	Turner	86	6	10	Simpson (BUF)	138
Rushing Yards	Keyworth	725	9	16	Simpson (BUF)	1,817
Passing Yards	Ramsey	1,562	11	21	Anderson (CIN)	3,169
Passer Rating	Ramsey	63.4	6	12	Anderson (CIN)	93.9
Receiving Yards	Odoms	544	19t	34t	Burrough (HOU)	1,063
Receptions	Keyworth	42	13t	26t	Foreman (MIN)	73
Interceptions	Gradishar	3	29t	54t	Blount (PIT)	11

OFFENSE	NO.	AFC RANK	NFL RANK	NFL LEADER	NO.
Points Per Game	18.1	11	17	Buffalo	30.0
Total Yards Per Game	323.9	5	10	Buffalo	390.5
Yards Per Play	4.7	7t	12t	Buffalo	5.7
Rushing Yards Per Game	142.4	8	13	Buffalo	212.4
Net Passing Yards Per Game	181.5	2	7	Cincinnati	231.5

DEFENSE	NO.	AFC RANK	NFL RANK	NFL LEADER	NO.
Points Per Game	21.9	7	18	Los Angeles	9.6
Total Yards Per Game	286.1	5	9	Minnesota	225.2
Yards Per Play	4.4	4t	8t	Los Angeles	3.9
Rushing Yards Per Game	141.0	6	13	Minnesota	109.4
Net Passing Yards Per Game	145.1	5	7	Minnesota	115.8

1975 KEY AWARDS

Pro Bowl (2): LB Randy Gradishar, TE Riley Odoms. **All-Pro (1):** TE Riley Odoms.

1975 NFL STANDINGS

AFC EAST

Team	W	L	T	Pct	PF	PA
y-Baltimore	10	4	0	.714	395	269
Miami	10	4	0	.714	357	222
Buffalo	8	6	0	.571	420	355
New York Jets	3	11	0	.214	258	433
New England	3	11	0	.214	258	358

AFC CENTRAL

Team	W	L	T	Pct	PF	PA
*y-Pittsburgh	12	2	0	.857	373	162
x-Cincinnati	11	3	0	.786	340	246
Houston	10	4	0	.714	293	226
Cleveland	3	11	0	.214	218	372

AFC WEST

Team	W	L	T	Pct	PF	PA
y-Oakland	11	3	0	.786	375	255
Denver	6	8	0	.429	254	307
Kansas City	5	9	0	.357	282	341
San Diego	2	12	0	.143	189	345

NFC EAST

Team	W	L	T	Pct	PF	PA
y-St. Louis	11	3	0	.786	356	276
x-Dallas	10	4	0	.714	350	268
Washington	8	6	0	.571	325	276
New York Giants	5	9	0	.357	216	306
Philadelphia	4	10	0	.286	225	302

NFC CENTRAL

Team	W	L	T	Pct	PF	PA
*y-Minnesota	12	2	0	.857	377	180
Detroit	7	7	0	.500	245	262
Chicago	4	10	0	.286	191	379
Green Bay	4	10	0	.286	226	285

NFC WEST

Team	W	L	T	Pct	PF	PA
y-Los Angeles	12	2	0	.857	312	135
San Francisco	5	9	0	.357	255	286
Atlanta	4	10	0	.286	240	289
New Orleans	2	12	0	.143	165	360

x – Wild Card Qualifier; y – Division Title; * – Home-field Advantage

DIVISIONAL PLAYOFF GAMES

12/27 – at Pittsburgh 28, Baltimore 10

12/27 – at Los Angeles 35, St. Louis 23

12/28 – at Oakland 31, Cincinnati 28

12/28 – Dallas 17, at Minnesota 14

CONFERENCE CHAMPIONSHIPS

1/4 – at Pittsburgh 16, Oakland 10

1/4 – Dallas 37, at Los Angeles 7

SUPER BOWL X (MIAMI)

1/18 – Pittsburgh 21, Dallas 17

1974 FINAL STATISTICS (7-6-1)

Head Coach: John Ralston AFC West: 2nd Home Stadium: Mile High Stadium

Date	W-L	Score	Opponent	Attendance	RUSHING	No.	Yds.	Avg.	Long	TD
Sept 15	L	10-17	Los Angeles	56,981	Armstrong	263	1407	5.3	43	9
Sept 22	T	35-35	Pittsburgh (OT)	50,858	Keyworth	81	374	4.6	30t	10
Sept 30	L	3-30	at Washington	54,395	Little	117	312	2.7	22	1
Oct 6	W	17-14	at Kansas City	67,298	Odums	4	25	6.3	31	0
Oct 13	W	33-17	New Orleans	50,748	Hufnagel	2	22	11.0	18	0
Oct 20	W	27-7	San Diego	50,748	Moses	2	16	8.0	11	0
Oct 27	L	21-23	at Cleveland	60,478	Ross	3	8	2.7	7	0
Nov 3	L	17-28	Oakland	45,766	Stowe	1	1	1.0	1	0
Nov 10	W	17-6	at Baltimore	32,244	Van Heusen	1	-1	-1.0	-1	0
Nov 18	L	34-42	Kansas City	50,236	Lynch	3	-2	-0.7	1	0
Nov 24	W	20-17	at Oakland	51,224	Ramsey	5	-2	-0.4	1	0
Nov 28	W	31-27	at Detroit	51,157	Johnson	4	-3	-0.8	-1	0
Dec 8	W	37-14	Houston	46,942	BRONCOS	486	2157	4.4	43	20
Dec 15	L	0-17	at San Diego	35,756	OPPONENTS	487	1808	3.7	27	17

TEAM STATISTICS	Den	Opp	RECEIVING	No.	Yds.	Avg.	Long	TD
TOTAL FIRST DOWNS	258	265	Odums	42	639	15.2	41	6
Rushing	120	109	Armstrong	38	405	10.7	48t	3
Passing	118	135	Moses	34	559	16.4	42	2
Penalty	20	21	Little	29	344	11.8	72	0
3RD DOWN: MADE/ATT	63/176	88/218	Van Heusen	16	421	26.3	73t	4
3rd Down Pct.	35.8	40.4	Keyworth	12	109	9.1	18	0
TOTAL NET YARDS	4485	4391	Simmons	10	161	16.1	36	2
Avg. Per Game	320.4	313.6	Stowe	2	9	4.5	5	1
Total Plays	861	945	Ross	1	13	13.0	13	0
Avg. Per Play	5.2	4.6	BRONCOS	184	2660	14.5	73t	18
NET YARDS RUSHING	2157	1808	OPPONENTS	237	2805	11.8	61t	14
Avg. Per Game	154.1	129.1						
Total Rushes	486	487						
Avg. Per Rush	4.4	3.7						

NET YARDS PASSING	Den	Opp	INTERCEPTIONS	No.	Yds.	Avg.	Long	TD
Avg. Per Game	166.3	184.5	Thompson	5	105	21.0	38t	1
Sacked/Yards Lost	45/332	32/222	Jones	5	19	3.8	11	0
Gross Yards	2660	2805	Rowser	4	56	14.0	33	0
Att./Completions	329/184	426/237	May	2	40	20.0	25	0
Completion Pct.	55.9	55.6	T. Jackson	1	39	39.0	39	0
Had Intercepted	17	22	Greer	1	23	23.0	23	0
PUNTS/AVERAGE	75/40.3	70/42.6	Laskey	1	3	3.0	3	0
PUNT RETURNS/AVG	43/11.0	45/11.8	Pitts	1	2	2.0	2	0
KICKOFF RETURNS/AVG	54/22.0	57/24.0	E. Smith	1	0	0.0	0	0
MISC. RETURNS/AVG	1/-2	3/57	Tyler	1	0	0.0	0	0
INTERCEPTIONS/RET.	22/14.0	17/17.9	Hepburn	0	*22	0.0	22	0
PENALTIES/YARDS	76/632	78/585	BRONCOS	22	309	14.0	39	1
FUMBLES/BALL LOST	23/13	22/11	OPPONENTS	17	304	17.9	55t	3
TOTAL POINTS	302	294						
Avg. Points per Game	21.6	21.0						
Touchdowns	39	35						
By Rushing	20	17						
By Passing	18	14						
By Returns	1	4						
Field Goals	11/21	16/42						
Conversions	35/39	34/35						

SCORE BY PERIODS	1	2	3	4	OT	Total
BRONCOS	80	80	91	51	0	302
OPPONENTS	65	88	73	68	0	294

SCORING	TD	Ru	Pa	Rt	PAT	FG	S	PTS
Armstrong	12	9	3	0	0/0	0/0	0	72
Turner	0	0	0	0	35/38	11/21	0	68
Keyworth	10	10	0	0	0/0	0/0	0	60
Odums	6	0	6	0	0/0	0/0	0	36
Van Heusen	4	0	4	0	0/0	0/0	0	24
Simmons	2	0	2	0	0/0	0/0	0	12
Moses	2	0	2	0	0/0	0/0	0	12
Thompson	1	0	0	1	0/0	0/0	0	6
Little	1	1	0	0	0/0	0/0	0	6
Stowe	1	0	1	0	0/0	0/0	0	6
BRONCOS	39	20	18	1	35/39	11/21	0	302
OPPONENTS	35	17	14	4	34/35	16/42	1	294

KICKOFF RETURNS	No.	Yds.	Avg.	Long	TD
Thompson	13	325	25.0	37	0
Armstrong	16	386	24.1	41	0
Keyworth	4	85	22.3	26	0
Little	8	171	21.4	31	0
Brown	3	56	18.7	22	0
Ross	7	117	16.7	31	0
Criter	3	48	16.0	20	0
BRONCOS	54	1188	22.0	41	0
OPPONENTS	57	1369	24.0	84t	1

FIELD GOAL BREAKDOWN	Distance	1-19	20-29	30-39	40-49	50+
Turner	0/1	3/4	6/7	2/8	0/1	
OPPONENTS	2/2	8/9	4/6	1/3	1/4	

TURNER: (39G) (41N) (34G) (41G,19N) (24N) (34G, 20G) (47N,51N) (27G) (37G) () (30G,33G,42N) (42N,21G,45N) (43G,44N) (31N)

SACKS: Alzado 13, Chavous 9, T. Jackson 4, Duranko 1, Grant 1, May 1, E. Smith 1, Simone 1, Pitts 1, **TOTAL 32.0**

PASSING	Att.	Comp.	Yds.	Comp.%	Yd./Att.	Sack/Lost	TD	TD%	Int	Int%	LG	Rtg.
Johnson	244	136	1969	55.7	8.07	35/270	13	5.3	9	3.7	73t	84.3
Ramsey	74	41	580	55.4	7.84	9/55	5	6.8	7	9.5	43t	64.0
Hufnagel	10	6	70	60.0	7.00	1/7	0	0.0	1	14.3	28	41.7
Van Heusen	1	1	41	100.0	41.00	0/0	0	0.0	0	0.0	41	120.0
BRONCOS	329	184	2660	55.9	8.09	45/332	18	5.5	17	5.2	73t	79.1
OPPONENTS	426	237	2805	55.6	6.58	32/222	14	3.3	22	5.2	61t	65.3

1974 DEFENSIVE STATS

(based on unofficial press box statistics)

	TT	UT	A	SACKS	I-YDS	FR
1 Jackson	121	80	41	4	1-39	0
2 May	103	68	35	1	2-40	1
3 Thompson	86	63	23	0	5-105	2
4 Alzado	84	58	26	13	0-0	2
5 Chavous	82	53	29	9	0-0	2
6 Grant	54	38	16	1	0-0	0
7 Gradishar	53	42	11	0	0-0	0
O'Malley	53	36	17	0	0-0	0
9 Jones	47	41	6	0	5-19	0
10 Laskey	45	32	13	0	1-3	1
11 Greer	43	27	16	0	1-23	1
12 Rowser	42	36	6	0	4-56	0
13 Simone	29	21	8	1	0-0	1
14 Duranko	28	17	11	1	0-0	0
15 Criter	23	18	5	0	0-0	0
Hepburn	23	17	6	0	0-22	0
17 Pitts	18	14	4	1	1-2	0
18 P. Smith	13	4	9	0	0-0	1
19 Rizzo	10	10	0	0	0-0	0
20 Tyler	8	7	1	0	1-0	0
21 Graham	5	5	0	0	0-0	0
Kampa	5	3	2	0	0-0	0
23 E. Smith	4	2	2	1	1-0	0
TOTALS	979	692	287	32	22-309	11

1974 GAMES STARTED

OFFENSE		DEFENSE	
QB Johnson, Charley	13	DE Alzado, Lyle	14
QB Ramsey, Steve	1	DE Chavous, Barney	14
RB Armstrong, Otis	14	DT Duranko, Pete	9
RB Keyworth, Jon	5	DT Grant, John	13
RB Little Floyd	9	DT Kampa, Bob	1
WR Masters, Billy	1	DT Smith, Ed	3
WR Moses, Haven	13	DT Smith, Paul	2
WR Simmons, Jerry	2	LB Gradishar, Randy	3
WR Van Heusen, Bill	12	LB Jackson, Tom	12
TE Odoms, Riley	14	LB Laskey, Bil	10
C Maples, Bobby	14	LB May, Ray	12
T Current, Mike	14	LB O'Malley, Jim	5
T Minor, Claudie	14	CB Hepburn, Lonnie	4
G Howard, Paul	5	CB Jones, Calvin	14
G Jackson, Larron	9	CB Rowser, John	10
G Lyons, Tom	14	S Greer, Charles	10
		S Pitts, John	4
		S Thompson, Billy	14

1974 COACHES

John Ralston (Head Coach), **Max Coley** (Offensive Coordinator/Backfield), **Joe Collier** (Defensive Coordinator), **Kay Dalton** (Wide Receivers), **Jerry Frei** (Offensive Line), **Bob Gambold** (Defensive Backs), **Myrel Moore** (Linebackers/Special Teams), **Doc Urich** (Defensive Line).

1974 LEADERS / RANKINGS

INDIVIDUAL	PLAYER	NO.	AFC RANK	NFL RANK	NFL LEADER	NO.
Points	Armstrong	.72	71	111	Marcol (GB)	.94
Rushing Yards	Armstrong	1,407	1	1	Armstrong (DEN)	1,407
Passing Yards	Johnson	1,969	5	8	Anderson (CIN)	2,667
Passer Rating	Johnson	.84.3	3	4	Anderson (CIN)	.95.7
Receiving Yards	Odoms	.639	4	12	Branch (OAK)	1,092
Receptions	Odoms	.42	41	151	Mitchell (BAL)	.72
Interceptions	Thompson/Jones	.5	81	131	Thomas (KC)	.12

OFFENSE	NO.	AFC RANK	NFL RANK	NFL LEADER	NO.
Points Per Game	.21.6	5	8	Oakland	.25.4
Total Yards Per Game	.320.4	3	5	Dallas	.355.9
Yards Per Play	.5.2	2	2	Cincinnati	.5.4
Rushing Yards Per Game	.154.1	4	5	Dallas	.175.3
Net Passing Yards Per Game	.166.3	5	9	Washington	.200.1

DEFENSE	NO.	AFC RANK	NFL RANK	NFL LEADER	NO.
Points Per Game	.21.0	10	22	Los Angeles	.12.9
Total Yards Per Game	.313.6	9	21	Pittsburgh	.219.6
Yards Per Play	.4.6	41	121	Pittsburgh	.3.6
Rushing Yards Per Game	.129.1	5	13	Los Angeles	.93.0
Net Passing Yards Per Game	.184.5	11	24	Pittsburgh	.104.7

1974 KEY AWARDS

Pro Bowl (2): RB Otis Armstrong, TE Riley Odoms. **All-Pro (2):** RB Otis Armstrong, TE Riley Odoms.

1974 NFL STANDINGS

AFC EAST

Team	W	L	T	Pct	PF	PA
y-Miami	11	3	0	.786	327	216
x-Buffalo	9	5	0	.643	264	244
New England	7	7	0	.500	348	289
New York Jets	7	7	0	.500	279	300
Baltimore	2	12	0	.143	190	329

AFC CENTRAL

Team	W	L	T	Pct	PF	PA
y-Pittsburgh	10	3	1	.750	305	189
Houston	7	7	0	.500	236	282
Cincinnati	7	7	0	.500	283	259
Cleveland	4	10	0	.286	251	344

AFC WEST

Team	W	L	T	Pct	PF	PA
y-Oakland	12	2	0	.857	355	228
Denver	7	6	1	.563	302	294
Kansas City	5	9	0	.357	233	293
San Diego	5	9	0	.357	212	285

NFC EAST

Team	W	L	T	Pct	PF	PA
y-St. Louis	10	4	0	.714	285	218
x-Washington	10	4	0	.714	320	196
Dallas	8	6	0	.571	297	235
Philadelphia	7	7	0	.500	242	217
New York Giants	2	12	0	.143	195	299

NFC CENTRAL

Team	W	L	T	Pct	PF	PA
y-Minnesota	10	4	0	.714	310	195
Detroit	7	7	0	.500	256	270
Green Bay	6	8	0	.429	210	206
Chicago	4	10	0	.286	152	279

NFC WEST

Team	W	L	T	Pct	PF	PA
y-Los Angeles	10	4	0	.714	263	181
San Francisco	6	8	0	.429	226	236
New Orleans	5	9	0	.357	166	263
Atlanta	3	11	0	.214	111	271

x – Wild Card Qualifier; y – Division Title

DIVISIONAL PLAYOFF GAMES

12/21 – at Oakland 28, Miami 26
12/21 – at Minnesota 30, St. Louis 14
12/22 – at Pittsburgh 32, Buffalo 14
12/22 – at Los Angeles 19, Washington 10

CONFERENCE CHAMPIONSHIPS

12/29 – Pittsburgh 24, at Oakland 13
12/29 – at Minnesota 14, Los Angeles 10

SUPER BOWL IX (NEW ORLEANS)

1/12 – Pittsburgh 16, Minnesota 6

1973 FINAL STATISTICS (7-5-2)

Head Coach: John Ralston AFC West: 3rd Home Stadium: Mile High Stadium

Date	W-L	Score	Opponent	Attendance	RUSHING	No.	Yds.	Avg.	Long	TD	
Sept 16	W	28-10	Cincinnati	49,059	Little	256	979	3.8	47	12	
Sept 23	L	34-36	San Francisco	51,706	Dawkins	160	706	4.4	72t	2	
Sept 30	L	14-33	Chicago	51,159	Armstrong	26	90	3.5	24	0	
Oct 7	L	14-16	at Kansas City	71,414	Anderson	19	61	3.2	11	1	
Oct 14	W	48-20	at Houston	32,801	Odoms	5	53	10.6	21	0	
Oct 22	T	23-23	Oakland	51,270	Ross	5	21	4.2	8	0	
Oct 28	W	40-28	at New York	55,108	Van Heusen	4	34	8.5	32	0	
Nov 4	T	17-17	at St. Louis	46,565	Moses	3	25	8.3	22t	1	
Nov 11	W	30-19	San Diego	51,034	Johnson	7	-2	-0.3	0	0	
Nov 18	W	23-13	at Pittsburgh	48,580	Simmons	1	-4	-4.0	-4	0	
Nov 25	W	14-10	Kansas City	51,331	Masters	1	-9	-9.0	-9	0	
Dec 2	L	10-22	Dallas	51,508	BRONCOS	487	1954	4.0	72t	16	
Dec 9	W	42-28	at San Diego	44,954	OPPONENTS	455	1795	4.0	30	14	
Dec 16	L	17-21	at Oakland	51,910	RECEIVING	No.	Yds.	Avg.	Long	TD	
TEAM STATISTICS					Odoms	43	629	14.6	47t	7	
TOTAL FIRST DOWNS					Little	41	423	10.3	50t	1	
Rushing					Dawkins	30	329	11.0	42	0	
Passing					Moses	28	518	18.5	76t	8	
Penalty					Anderson	15	153	10.2	29	0	
3RD DOWN: MADE/ATT					Simmons	13	249	19.2	53	1	
3rd Down Pct.					Washington	10	150	15.0	28	3	
TOTAL NET YARDS					Van Heusen	8	149	18.6	62t	1	
Avg. Per Game					Masters	5	65	13.0	28	0	
Total Plays					Armstrong	2	43	21.5	36t	1	
Avg. Per Play					L. Jackson	1	-2	-2.0	-2	0	
NET YARDS RUSHING					BRONCOS	196	2706	13.8	76t	22	
Avg. Per Game					OPPONENTS	202	2766	13.7	80	15	
Total Rushes					INTERCEPTIONS	No.	Yds.	Avg.	Long	TD	
Avg. Per Rush					Jones	4	69	17.3	31	0	
NET YARDS PASSING					Thompson	3	96	32.0	59	1	
Avg. Per Game					Mitchell	2	43	21.5	40	1	
Sacked/Yards Lost					Laskey	2	3	1.5	3	0	
Gross Yards					Forsberg	1	7	7.0	7	0	
Att./Completions					May	1	1	1.0	1	0	
Completion Pct.					Greer	1	1	1.0	1	0	
Had Intercepted					BRONCOS	14	220	15.7	59	2	
PUNTS/AVERAGE					OPPONENTS	20	331	16.6	80	1	
PUNT RETURNS/AVG					PUNTING	No.	Yds.	Avg.	Long	B	
KICKOFF RETURNS/AVG					Van Heusen	69	3114	45.1	78	0	
MISC. RETURNS/AVG					OPPONENTS	69	2988	43.3	68	1	
INTERCEPTIONS/RET.					PUNT RETURNS	No.	FC	Yds.	Avg.	Long	TD
PENALTIES/YARDS					Thompson	30	6	366	12.2	53	0
FUMBLES/BALL LOST					Tyler	4	0	20	5.0	6	0
TOTAL POINTS					Greer	3	3	11	3.7	11	0
Avg. Points per Game					Little	1	0	7	7.0	7	0
Touchdowns					Mitchell	1	0	0	0.0	0	0
By Rushing					Criter	1	0	0	0.0	0	0
By Passing					BRONCOS	40	9	404	10.1	53	0
By Returns					OPPONENTS	31	12	257	8.3	44	0
Field Goals					KICKOFF RETURNS	No.	Yds.	Avg.	Long	TD	
Conversions					Armstrong	20	472	23.6	50	0	
SCORE BY PERIODS					Dawkins	10	222	22.2	31	0	
BRONCOS					Thompson	1	25	25.0	25	0	
OPPONENTS					Tyler	1	23	23.0	23	0	
SCORING					R. Montgomery	1	22	22.0	22	0	
TD					Lynch	1	14	14.0	14	0	
Ru					Forsberg	1	12	12.0	12	0	
Pa					Simone	1	3	3.0	3	0	
Rt					BRONCOS	36	793	22.0	50	0	
PAT					OPPONENTS	61	1244	20.4	82	1	
FG					FIELD GOAL BREAKDOWN						
S					Distance	1-19	20-29	30-39	40-49	50+	
PTS					Turner	5/5	5/5	8/9	3/9	1/5	
Turner					OPPONENTS	8/8	6/8	6/7	8/10	0/2	
Little					TURNER: () (34G,28G) () (49N,51N) (32G,12G) (47N,52N,43G, 37G,35G) (21G,47G,19G,33G) (45N,44N,42N,12G) (39G, 39N) (32G,52N,11G, 46G) (50N) (29G) (40N,25G,35G,15G, 29G,) (50G)						
Moses					SACKS: P. Smith 11, Alzado 9, Chavous 6, Duranko 6, May 3, Forsberg 1, Graham 1, Thompson 1, TOTAL 38.0						
Odoms											
Washington											
Thompson											
Dawkins											
Anderson											
Armstrong											
Simmons											
Van Heusen											
Mitchell											
Criter											
BRONCOS											
OPPONENTS											
PASSING											
Att.											
Comp.											
Yds.											
Comp.%											
Yd./Att.											
Sack/Lost											
TD											
TD%											
Int											
Int%											
LG											
Rtg.											
Johnson											
Ramsey											
Anderson											
Van Heusen											
Turner											
BRONCOS											
OPPONENTS											

1973 DEFENSIVE STATS

(based on unofficial press box statistics)

	TT	UT	A	SACKS	I-YDS	FR
1 Graham	95	72	23	1	0-0	1
2 P. Smith	94	70	24	11	0-0	1
3 Alzado	66	46	20	9	0-0	1
4 Duranko	59	44	15	6	0-0	1
5 May	57	48	9	3	1-1	0
6 Thompson	52	35	17	1	3-96	1
7 Greer	46	38	8	0	1-1	1
8 Chavous	43	28	15	6	0-0	2
9 Jones	41	37	4	0	4-69	1
10 Laskey	37	25	12	0	2-3	1
11 Simone	34	28	6	0	0-0	1
12 Jackson	31	26	5	0	0-0	0
13 Tyler	30	26	4	0	0-0	2
14 Mitchell	28	28	0	0	2-43	0
15 Criter	15	10	5	0	0-0	1
16 Montgomery	13	10	3	0	0-0	0
17 O'Malley	10	7	3	0	0-0	1
18 Grant	9	7	2	0	0-0	1
19 Forsberg	8	7	1	1	1-7	0
20 Hackbert	7	4	3	0	0-0	0
21 Pitts	6	3	3	0	0-0	0
22 E. Smith	2	2	0	0	0-0	0
TOTALS	783	601	182	38	14-220	16

1973 GAMES STARTED

OFFENSE		DEFENSE	
QB Johnson, Charley	14	DE Alzado, Lyle	14
RB Armstrong, Otis	1	DE Chavous, Barney	14
RB Dawkins, Joe	14	DT Duranko, Pete	14
RB Little, Floyd	13	DT Smith, Paul	14
WR Moses, Haven	14	LB Graham, Tom	14
WR Simmons, Jerry	13	LB Jackson, Tom	4
WR Van Heusen, Bill	1	LB Laskey, Bil	11
TE Odoms, Riley	14	LB May, Ray	10
C Maples, Bobby	14	LB Simone, Mike	3
T Current, Mike	14	CB Jones, Calvin	14
T Montgomery, Marv	10	CB Mitchell, Leroy	12
G Jackson, Larron	12	CB Montgomery, Randy	2
G Lyons, Tom	14	S Greer, Charles	10
G Schnitker, Mike	6	S Hackbart, Dale	2
		S Thompson, Billy	14
		S Tyler, Maurice	2

1973 COACHES

John Ralston (Head Coach), **Max Coley** (Offensive Coordinator/Backfield), **Joe Collier** (Defensive Coordinator/Defensive Backs), **Dick Coury** (Wide Receivers), **Jerry Frei** (Offensive Line), **Bob Gambold** (Linebackers), **Myrel Moore** (Special Teams), **Doc Ulrich** (Defensive Line).

1973 LEADERS / RANKINGS

INDIVIDUAL	PLAYER	NO.	AFC RANK	NFL RANK	NFL LEADER	NO.
Points	Turner	106	3	5t	Ray (LA)	130
Rushing Yards	Little	979	5	9	Simpson (BUF)	2,003
Passing Yards	Johnson	2,465	2	3	Gabriel (PHI)	3,219
Passer Rating	Johnson	75.3	4	11	Staubach (DAL)	94.6
Receiving Yards	Odoms	629	7t	14	Carmichael (PHI)	1,116
Receptions	Odoms	43	10t	15t	Carmichael (PHI)	67
Interceptions	Jones	4	9t	22t	Anderson (MIA)/Wagner (PIT)	8

OFFENSE	NO.	AFC RANK	NFL RANK	NFL LEADER	NO.
Points Per Game	25.3	1	3	Los Angeles	27.7
Total Yards Per Game	319.5	3	6	Los Angeles	350.4
Yards Per Play	5.0	4	7	Miami	5.3
Rushing Yards Per Game	139.6	8	14	Buffalo	220.6
Net Passing Yards Per Game	179.9	1	3	Philadelphia	231.1

DEFENSE	NO.	AFC RANK	NFL RANK	NFL LEADER	NO.
Points Per Game	21.1	8	15	Miami	10.7
Total Yards Per Game	302.5	10	19	Los Angeles	210.8
Yards Per Play	4.9	8t	17t	Miami	3.7
Rushing Yards Per Game	128.2	3	6	Los Angeles	90.7
Net Passing Yards Per Game	174.3	13	24	Miami	92.1

1973 KEY AWARDS

Pro Bowl (4): RB Floyd Little, WR Haven Moses, TE Riley Odoms, DT Paul Smith. **All-Pro (2):** TE Riley Odoms, DT Paul Smith. **NFLPA Rookie of the Year:** DE Barney Chavous. **AP AFC Coach of the Year:** John Ralston.

1973 NFL STANDINGS

AFC EAST

Team	W	L	T	Pct	PF	PA
y-Miami	12	2	0	.857	343	150
Buffalo	9	5	0	.643	259	230
New England	5	9	0	.357	258	300
New York Jets	4	10	0	.286	240	306
Baltimore	4	10	0	.286	226	341

AFC CENTRAL

Team	W	L	T	Pct	PF	PA
y-Cincinnati	10	4	0	.714	286	231
x-Pittsburgh	10	4	0	.714	347	210
Cleveland	7	5	2	.571	234	255
Houston	1	13	0	.071	199	447

AFC WEST

Team	W	L	T	Pct	PF	PA
y-Oakland	9	4	1	.679	292	175
Kansas City	7	5	2	.571	231	192
Denver	7	5	2	.571	354	296
San Diego	2	11	1	.179	188	386

NFC EAST

Team	W	L	T	Pct	PF	PA
y-Dallas	10	4	0	.714	382	203
x-Washington	10	4	0	.714	325	198
Philadelphia	5	8	1	.393	310	393
St. Louis	4	9	1	.321	286	365
New York Giants	2	11	1	.179	226	362

NFC CENTRAL

Team	W	L	T	Pct	PF	PA
y-Minnesota	12	2	0	.857	296	168
Detroit	6	7	1	.464	271	247
Green Bay	5	7	2	.429	202	259
Chicago	3	11	0	.214	195	334

NFC WEST

Team	W	L	T	Pct	PF	PA
y-Los Angeles	12	2	0	.857	388	178
Atlanta	9	5	0	.643	318	224
San Francisco	5	9	0	.357	262	319
New Orleans	5	9	0	.357	163	312

x – Wild Card Qualifier; y – Division Title

DIVISIONAL PLAYOFF GAMES

12/22 – at Oakland 33, Pittsburgh 14
12/22 – at Minnesota 27, Washington 20
12/23 – at Miami 34, Cincinnati 16
12/23 – at Dallas 27, Los Angeles 16

CONFERENCE CHAMPIONSHIPS

12/30 – at Miami 27, Oakland 10
12/30 – Minnesota 27, at Dallas 10

SUPER BOWL VIII (Houston)

1/13 – Miami 24, Minnesota 7

1972 FINAL STATISTICS (5-9)

Head Coach: John Ralston
AFC West: 3rd
Home Stadium: Mile High Stadium

Date	W-L	Score	Opponent	Attendance	RUSHING	No.	Yds.	Avg.	Long	TD
Sept 17	W	30-17	Houston	51,656	Little	216	859	4.0	55t	9
Sept 24	L	14-37	at San Diego	49,048	Anderson	72	319	4.4	40	1
Oct 1	L	24-45	Kansas City	51,656	Dawkins	56	243	4.4	19	2
Oct 8	L	10-21	at Cincinnati	55,812	Lynch	34	164	4.8	28	2
Oct 15	L	20-23	Minnesota	51,656	Van Heusen	3	76	25.3	66t	1
Oct 22	W	30-23	at Oakland	53,551	Odoms	5	72	14.4	27	0
Oct 29	L	20-27	Cleveland	51,656	Krieg	1	63	63.0	63	0
Nov 5	L	17-29	at New York Giants	62,689	Ramsey	5	15	3.0	8t	2
Nov 12	W	16-10	at Los Angeles	65,398	Moses	2	11	5.5	14	0
Nov 19	L	20-37	Oakland	51,656	Harrison	1	9	9.0	9	0
Nov 26	L	20-23	at Atlanta	58,850	OTHERS	14	7	0.5	0	0
Dec 3	L	21-24	at Kansas City	66,725	BRONCOS	409	1838	4.5	66t	17
Dec 10	W	38-13	San Diego	51,478	OPPONENTS	439	1668	3.8	51	15
Dec 17	W	45-21	New England	51,656						

TEAM STATISTICS	Den	Opp
TOTAL FIRST DOWNS	237	251
Rushing	87	102
Passing	132	123
Penalty	18	26
3RD DOWN: MADE/ATT	75/177	74/190
3rd Down Pct.	42.4	38.9
TOTAL NET YARDS	4472	3851
Avg. Per Game	319.4	275.1
Total Plays	831	876
Avg. Per Play	5.4	4.4
NET YARDS RUSHING	1838	1668
Avg. Per Game	131.3	119.1
Total Rushes	409	439
Avg. Per Rush	4.5	3.8
NET YARDS PASSING	2634	2183
Avg. Per Game	188.1	155.9
Sacked/Yards Lost	38/266	41/357
Gross Yards	2900	2540
Att./Completions	384/201	397/206
Completion Pct.	52.3	51.9
Had Intercepted	23	10
PUNTS/AVERAGE	60/40.1	66/45.2
PUNT RETURNS/AVG	28/11.1	28/8.9
KICKOFF RETURNS/AVG	55/22.8	54/23.1
MISC. RETURNS/AVG	18/30	15/81
INTERCEPTIONS/RET.	10/10.9	23/19.2
PENALTIES/YARDS	89/827	83/784
FUMBLES/BALL LOST	25/11	27/12
TOTAL POINTS	325	350
Avg. Points per Game	23.2	25.0
Touchdowns	38	41
By Rushing	17	15
By Passing	19	19
By Returns	2	7
Field Goals	20/29	21/33
Conversions	37	39

SCORE BY PERIODS	1	2	3	4	OT	Total
BRONCOS	85	92	54	94	—	325
OPPONENTS	35	120	81	114	—	350

SCORING	TD	Ru	Pa	Rt	PAT	FG	S	PTS
Turner	0	0	0	0	37/37	20/29	0	97
Little	13	9	4	0	0/0	0/0	0	78
Moses	5	0	5	0	0/0	0/0	0	30
Masters	3	0	3	0	0/0	0/0	0	18
Sherman	3	0	3	0	0/0	0/0	0	18
Anderson	2	1	1	0	0/0	0/0	0	12
Ramsey	2	2	0	0	0/0	0/0	0	12
Simmons	2	0	2	0	0/0	0/0	0	12
Dawkins	2	2	0	0	0/0	0/0	0	12
Lynch	2	2	0	0	0/0	0/0	0	12
Van Heusen	1	1	0	0	0/0	0/0	0	6
Montgomery	1	0	0	1	0/0	0/0	0	6
Odoms	1	0	1	0	0/0	0/0	0	6
Greer	1	0	0	1	0/0	0/0	0	6
BRONCOS	38	17	19	2	37/37	20/29	0	325
OPPONENTS	41	15	19	7	39/39	21/33	1	350

PASSING	Att.	Comp.	Yds.	Comp.%	Yd./Att.	Sack/Lost	TD	TD%	Int	Int%	LG	Rtg.
Johnson	238	132	1783	55.5	7.49	12/82	14	5.9	14	5.9	60	74.6
Ramsey	137	65	1050	47.4	7.66	26/184	3	2.2	9	6.6	55	53.5
Little	2	2	43	100.0	21.50	0/0	1	50.0	0	0.0	35t	158.3
Anderson	3	1	14	33.3	4.67	0/0	1	3.3	0	0.0	14t	88.9
Ernst	4	1	10	25.0	2.50	0/0	0	0.0	0	0.0	10	39.6
BRONCOS	384	201	2900	52.3	7.55	38/266	19	4.9	23	6.0	60	68.7
OPPONENTS	397	206	2540	51.9	6.40	41/357	19	4.8	10	2.5	57t	77.4

RECEIVING	No.	Yds.	Avg.	Long	TD
Sherman	38	661	17.4	55	3
Little	28	366	13.1	40	4
Masters	25	393	15.7	27	3
Anderson	23	216	9.3	40	1
Odoms	21	320	15.2	48	1
Dawkins	18	242	13.4	60	0
Simmons	17	235	13.8	35t	2
Moses	15	224	15.0	33	5
Lynch	7	75	10.7	17	0
Krieg	4	99	24.8	37	0
Van Heusen	4	59	14.8	25	0
C. Turner	1	10	10.0	10	0
BRONCOS	201	2900	14.9	60	19
OPPONENTS	206	2540	12.3	57t	19

INTERCEPTIONS	No.	Yds.	Avg.	Long	TD
Mitchell	3	27	9.0	27	0
Greer	2	18	9.0	17	0
Graham	2	10	5.0	7	0
Preece	1	30	30.0	30	0
R. Montgomery	1	20	20.0	20	0
Thompson	1	4	4.0	4	0
BRONCOS	10	109	10.9	30	0
OPPONENTS	23	441	19.2	61t	6

PUNTING	No.	Yds.	Avg.	Long	B
Van Heusen	60	2408	40.1	60	1
OPPONENTS	66	2980	45.2	69	0

PUNT RETURNS	No.	FC	Yds.	Avg.	Long	TD
Thompson	3	1	84	28.0	59	0
Greer	3	0	66	22.0	65t	1
Sherman	10	5	89	8.9	18	0
Little	8	2	64	8.0	29	0
OTHERS	4	0	7	1.8	5	0
BRONCOS	28	8	310	11.1	65t	1
OPPONENTS	28	19	249	8.9	66t	1

KICKOFF RETURNS	No.	Yds.	Avg.	Long	TD
R. Montgomery	29	756	26.1	94t	1
C. Turner	1	25	25.0	25	0
Dawkins	15	357	23.8	28	0
Krieg	1	18	18.0	18	0
Little	3	48	16.0	22	0
Lynch	3	45	15.0	17	0
Anderson	1	13	13.0	13	0
OTHERS	2	-6	-3.0	-6	0
BRONCOS	55	1256	22.8	94t	1
OPPONENTS	54	1246	23.1	43	0

FIELD GOAL BREAKDOWN	Distance	1-19	20-29	30-39	40-49	50+
Turner	6/6	2/3	6/8	6/11	0/1	
OPPONENTS	4/4	5/5	4/7	7/14	1/3	

TURNER: (15G,29G,40G) () (16G) (38G,47N) (37N, 30N) (40N, 44G,8G,27G) (32G,27N,43G) (40G) (46N,38G,12G,36G) (49G,45G,41N) (13G,38G, 49N) (51N) (12G) (35G)

SACKS: Alzado 10.5, P. Smith 10.5, Duranko 4.5, Graham 3, McKoy 3, Myrtle 2.5, R. Jackson 2, Forsberg 1, Hoffman 1, Geddes 1, Domres 1, Team 1, **TOTAL 41.0**

1972 DEFENSIVE STATS

(based on unofficial press box statistics)

	TT	UT	A	SACKS	I-YDS	FR
1 Graham	73	55	18	3	2-10	1
2 Alzado	72	54	18	10.5	0-0	5
3 P. Smith	70	53	17	10.5	0-0	0
4 Greer	56	44	12	0	2-18	1
5 Preece	47	37	10	0	1-30	2
6 Mitchell	46	40	6	0	3-27	0
7 Duranko	43	32	11	4.5	0-0	0
8 Myrtle	40	32	8	2.5	0-0	0
9 Geddes	39	32	7	1	0-0	0
10 Voss	36	26	10	0	0-0	0
11 Forsberg	35	22	13	1	0-0	1
12 McKoy	31	27	4	3	0-0	0
Montgomery	31	26	5	0	1-20	1
14 Thompson	27	24	3	0	1-4	0
15 Simone	18	13	5	0	0-0	1
16 Saimes	17	11	6	0	0-0	0
17 Domres	11	10	1	1	0-0	0
18 R. Jackson	10	8	2	2	0-0	0
19 Parish	8	6	2	0	0-0	0
20 Criter	6	5	1	0	0-0	0
21 Hoffman	3	1	2	1	0-0	0
22 West	1	1	0	0	0-0	0
23 Team	0	0	0	1	0-0	0
TOTALS	720	559	161	41	10-109	12

1972 GAMES STARTED

OFFENSE	DEFENSE	
QB Johnson, Charley	9	DE Alzado, Lyle 14
QB Ramsey, Steve	5	DE Domres, Tom 3
RB Anderson, Bobby	9	DE Hoffman, John 1
RB Dawkins, Joe	5	DE Jackson, Rich 4
RB Little, Floyd	14	DE Voss, Lloyd 7
WR Harrison, Dwight	1	DT Duranko, Pete 13
WR Moses, Haven	6	DT Smith, Paul 14
WR Sherman, Rod	13	LB Forsberg, Fred 6
WR Simmons, Jerry	8	LB Geddes, Bob 3
TE Masters, Billy	14	LB Graham, Tom 9
C Goeddeke, George	1	LB McKoy, Bill 9
C Kaminski, Larry	9	LB Myrtle, Chip 14
C Mapples, Bobby	4	LB Parish, Don 1
T Current, Mike	14	CB Mitchell, Leroy 14
T Montgomery, Marv	14	CB Montgomery, Randy 8
G Jackson, Larron	14	S Greer, Charles 14
G Lyons, Tommy	9	S Preece, Steve 9
G Schnitker, Mike	5	S Saimes, George 3
		S/CB Thompson, Billy 8

1972 COACHES

John Ralston (Head Coach), **Max Coley** (Offensive Coordinator/Backfield), **Joe Collier** (Defensive Coordinator/Defensive Backs), **Dick Coury** (Wide Receivers), **Jerry Frei** (Offensive Line), **Bob Gambold** (Linebackers), **Myrel Moore** (Special Teams), **Doc Ulrich** (Defensive Line).

1972 LEADERS / RANKINGS

INDIVIDUAL	PLAYER	NO.	AFC RANK	NFL RANK	NFL LEADER	NO.
Points	Turner	97	5t	9t	Marcol (GB)	128
Rushing Yards	Little	859	8	14	Simpson (BUF)	1,251
Passing Yards	Johnson	1,783	8	17	Namath (NYJ)	2,816
Passer Rating	Johnson	74.6	3	8	Kilmer (WAS)	84.8
Receiving Yards	Sherman	661	9	16	Jackson (PHI)	1,048
Receptions	Sherman	38	14t	25t	Jackson (PHI)	62
Interceptions	Mitchell	3	26t	45t	Bradley (PHI)	9

OFFENSE	NO.	AFC RANK	NFL RANK	NFL LEADER	NO.
Points Per Game	23.2	5	9	Miami	27.5
Total Yards Per Game	319.4	4	5	Miami	359.7
Yards Per Play	5.4	3	2	New York Jets	5.8
Rushing Yards Per Game	131.3	10	18	Miami	211.4
Net Passing Yards Per Game	188.1	2	3	New York Jets	198.4

DEFENSE	NO.	AFC RANK	NFL RANK	NFL LEADER	NO.
Points Per Game	25.0	10	21	Miami	12.2
Total Yards Per Game	275.1	4	9	Miami	235.5
Yards Per Play	4.4	3	5	Pittsburgh	4.2
Rushing Yards Per Game	119.1	2	4	Dallas	108.2
Net Passing Yards Per Game	155.9	8	16	Minnesota	121.4

1972 KEY AWARDS

Pro Bowl (1): DT Paul Smith.

1972 NFL STANDINGS

AFC EAST

Team	W	L	T	Pct	PF	PA
y-Miami	14	0	0	1.000	385	171
New York Jets	7	7	0	.500	367	324
Baltimore	5	9	0	.357	235	252
Buffalo	4	9	1	.321	257	377
New England	3	11	0	.214	192	446

AFC CENTRAL

Team	W	L	T	Pct	PF	PA
y-Pittsburgh	11	3	0	.786	343	175
x-Cleveland	10	4	0	.714	268	249
Cincinnati	8	6	0	.571	299	229
Houston	1	13	0	.071	164	380

AFC WEST

Team	W	L	T	Pct	PF	PA
y-Oakland	10	3	1	.750	365	248
Kansas City	8	6	0	.571	287	254
Denver	5	9	0	.357	325	350
San Diego	4	9	1	.321	264	344

NFC EAST

Team	W	L	T	Pct	PF	PA
y-Washington	11	3	0	.786	336	218
x-Dallas	10	4	0	.714	319	240
New York Giants	8	6	0	.571	331	247
St. Louis	4	9	1	.321	193	303
Philadelphia	2	11	1	.179	145	352

NFC CENTRAL

Team	W	L	T	Pct	PF	PA
y-Green Bay	10	4	0	.714	304	226
Detroit	8	5	1	.607	339	290
Minnesota	7	7	0	.500	301	252
Chicago	4	9	1	.321	225	275

NFC WEST

Team	W	L	T	Pct	PF	PA
y-San Francisco	8	5	1	.607	353	249
Atlanta	7	7	0	.500	269	274
Los Angeles	6	7	1	.464	291	286
New Orleans	2	11	1	.179	215	361

x – Wild Card Qualifier; y – Division Title

DIVISIONAL PLAYOFF GAMES

12/23 – at Pittsburgh 13, Oakland 7
12/23 – Dallas 30, at San Francisco 28
12/24 – at Miami 20, Cleveland 14
12/24 – at Washington 16, Green Bay 3

CONFERENCE CHAMPIONSHIPS

12/31 – Miami 21, at Pittsburgh 17
12/31 – at Washington 26, Dallas 3

SUPER BOWL VII (Los Angeles)

1/14 – Miami 14, Washington 7

1971 FINAL STATISTICS (4-9-1)

Head Coach: Lou Saban (9) / Jerry Smith (5) AFC West: 4th Home Stadium: Mile High Stadium

Date	W-L	Score	Opponent	Attendance	RUSHING	No.	Yds.	Avg.	Long	TD
Sept 19	T	10-10	Miami	51,228	Little	284	1133	4.0	40	6
Sept 26	L	13-34	at Green Bay	47,957	Anderson	139	533	3.8	36	3
Oct 3	L	3-16	Kansas City	51,200	Lynch	26	162	6.2	23	0
Oct 10	L	16-27	Oakland	51,200	Masters	7	71	10.1	37	0
Oct 17	W	20-16	San Diego	51,200	Post	18	44	2.4	16	0
Oct 24	W	27-0	at Cleveland	75,674	C. Turner	17	43	2.5	9	0
Oct 31	L	16-17	at Philadelphia	65,358	Harrison	5	36	7.2	16	0
Nov 7	L	20-24	Detroit	51,200	Mosier	4	31	7.8	29	0
Nov 14	L	10-24	Cincinnati	51,200	Horn	6	15	2.5	10	0
Nov 21	L	10-28	at Kansas City	49,945	Van Heusen	1	10	10.0	10	0
Nov 28	W	22-10	at Pittsburgh	39,710	Simmons	1	7	7.0	7	0
Dec 5	W	6-3	Chicago	51,200	Ramsey	3	6	2.0	6	0
Dec 12	L	17-45	at San Diego	44,347	Gehrke	1	2	2.0	2	0
Dec 19	L	13-21	at Oakland	54,651	BRONCOS	512	2093	4.1	40	9
					OPPONENTS	426	1834	4.3	54	11

TEAM STATISTICS				Den	Opp					
TOTAL FIRST DOWNS				217	206	RECEIVING				
Rushing				102	90	No.				
Passing				105	91	Yds.				
Penalty				10	25	Avg.				
TOTAL NET YARDS				4158	3819	Long				
Avg. Per Game				297.0	272.9	TD				
Total Plays				891	825	Anderson				
Avg. Per Play				4.7	4.6	Masters				
NET YARDS RUSHING				2093	1834	Little				
Avg. Per Game				149.5	131.0	Simmons				
Total Rushes				512	426	Harrison				
Avg. Per Rush				4.1	4.3	Gehrke				
NET YARDS PASSING				2065	1985	Whalen				
Avg. Per Game				147.5	141.8	C. Turner				
Sacked/Yards Lost				22/178	44/435	Post				
Gross Yards				2243	2420	Mosier				
Att./Completions				357/175	356/150	Lynch				
Completion Pct.				49.0	42.1	Bowdell				
Had Intercepted				27	20	Van Heusen				
Avg. Gain per Attempt				5.4	5.0	Washington				
Avg. Gain per Completion				12.8	16.1	Schnitker				
PUNTS/AVERAGE				76/41.8	67/45.7	BRONCOS				
Had Blocked				2	0	OPPONENTS				
PUNT RETURNS				41/320	45/468	No.				
Avg. Per Return				7.8	10.4	Yds.				
KICKOFF RETURNS				44/960	43/1059	Avg.				
Avg. Per Return				21.8	24.6	Long				
INTERCEPTIONS/RET.				20/288	27/432	TD				
PENALTIES/YARDS				67/781	78/771	Thompson				
FUMBLES/BALL LOST				25/12	36/20	Forsberg				
TOUCHDOWNS				18	32	Myrtle				
Rushing				9	11	Greer				
Passing				8	18	Gordon				
Others (see individuals)				1	3	Mitchell				
POINTS AFTER TOUCHDOWN				18	32	Washington				
FIELD GOALS				25/38	17/34	Underwood				
Distance				1-19	20-29	BRONCOS				
Turner				8/9	3/5	OPPONENTS				
OPPONENTS				5/5	6/9	No.				

SCORE BY PERIODS				1	2	3	4	OT	Total					
BRONCOS				39	62	32	70	—	203	KICKOFF RETURNS				
OPPONENTS				54	74	86	61	—	275	No.				
SCORING				TD	Ru	Pa	Rt	PAT	FG	S	PTS			
Turner				0	0	0	0	18/18	25/38	0	93	Yds.		
Little				6	6	0	0	0/0	0/0	0	36	Avg.		
Anderson				4	3	1	0	0/0	0/0	0	24	Long		
Harrison				2	0	2	0	0/0	0/0	0	12	TD		
Lynch				1	0	1	0	0/0	0/0	1	8	Thompson		
Post				1	0	1	0	0/0	0/0	0	6	Forsberg		
Simmons				1	0	1	0	0/0	0/0	0	6	Myrtle		
Masters				1	0	1	0	0/0	0/0	0	6	Greer		
Forsberg				1	0	0	1	0/0	0/0	0	6	Gordon		
C. Turner				1	0	1	0	0/0	0/0	0	6	Mitchell		
BRONCOS				18	9	8	1	18/18	25/38	1	203	BRONCOS		
OPPONENTS				32	11	18	3	32/32	17/34	0	275	OPPONENTS		

PASSING	Att.	Comp.	Yds.	Comp.%	Yd./Att.	Sack/Lost	TD	TD%	Int	Int%	LG	Rtg.
Ramsey	178	84	1120	47.2	6.29	13/105	5	2.8	13	7.3	47	46.6
Horn	173	89	1056	51.4	6.10	8/67	3	1.7	14	8.1	74	42.4
Anderson	3	1	48	33.3	16.00	1/6	0	0.0	0	0.0	48	81.9
Gehrke	2	1	19	50.0	9.50	0/0	0	0.0	0	0.0	19	83.3
Little	1	0	0	0.0	0.00	0/0	0	0.0	0	0.0	—	39.6
Van Heusen	1	0	0	0.0	0.00	0/0	0	0.0	0	0.0	—	39.6
BRONCOS	358	175	2243	48.9	6.27	22/178	8	2.2	27	7.5	74	44.9
OPPONENTS	356	150	2420	42.1	6.80	44/435	18	5.1	20	5.6	77	59.0

SACKS									
P. Smith 12, Alzado 8, Costa 6, Forsberg 4, R. Jackson 3.5, Campbell 2.5, Domres 2, Underwood 2, Inman 2, Myrtle 1, Washington 1, TOTAL 44.0									

INTERCEPTIONS									
No.					Yds.				
5					83				
3					75				
3					64				
3					32				
2					21				
2					0				
1					8				
1					5				
20					288				
27					432				

PUNTING									
No.					Yds.				
76					3176				
67					3061				

SACKS: P. Smith 12, Alzado 8, Costa 6, Forsberg 4, R. Jackson 3.5, Campbell 2.5, Domres 2, Underwood 2, Inman 2, Myrtle 1, Washington 1, **TOTAL 44.0**

1971 DEFENSIVE STATS

(based on unofficial press box statistics)

	TT	UT	A	SACKS	I-YDS	FR
1 Forsberg	73	54	19	4	3-75	0
2 Saimes	56	46	10	0	0-0	1
3 Alzado	55	42	13	8	0-0	0
4 P. Smith	52	34	18	12	0-0	1
5 Myrtl	40	30	10	1	3-64	4
6 Thompson	38	31	7	0	5-83	1
Costa	38	25	13	6	0-0	3
8 Greer	37	28	9	0	3-32	0
9 Washington	35	29	6	1	1-8	1
10 Underwood	32	25	7	2	1-5	0
11 Mitchell	27	25	2	0	2-0	1
12 Jackson	22	14	8	3.5	0-0	1
13 Domres	19	12	7	2	0-0	0
14 Inman	15	10	5	2	0-0	1
15 Campbell	14	10	4	2.5	0-0	0
16 McKoy	8	7	1	0	0-0	0
Montgomery	8	6	2	0	0-0	0
18 Gordon	7	7	0	0	2-21	0
19 Criter	3	2	1	0	0-0	0
Byrd	3	1	2	0	0-0	0
21 Barnes	1	1	0	0	0-0	0
TOTALS	583	439	144	44	20-288	14

1971 GAMES STARTED

OFFENSE		DEFENSE	
QB Horn, Don	9	DE Alzado, Lyle	11
QB Ramsey, Steve	5	DE Campbell, Carter	2
RB Anderson, Bobby	13	DE Jackson, Rich	8
RB Little, Floyd	13	DT Costa, Dave	14
RB Lynch, Fran	1	DT Domres, Tom	5
RB Post, Dickie	1	DT Inman, Jerry	3
WR Gehrke, Jack	10	DT Smith, Paul	13
WR Harrison, Dwight	5	LB Forsberg, Fred	14
WR Mosier, John	1	LB Myrtle, Chip	14
WR Simmons, Jerry	12	LB Underwood, Olen	4
TE Masters, Billy	12	LB Washington, Dave	10
TE Whalen, Jim	2	CB Mitchell, Leroy	14
C/G Goeddeke, George	12	CB Thompson, Billy	14
C Kaminski, Larry	3	S Greer, Charles	14
T Current, Mike	14	S Saimes, George	14
T Shoals, Roger	14		
G Brunelli, Sam	4		
G Jackson, Larron	9		
G Lyons, Tommy	1		
G Schnitker, Mike	13		

1971 COACHES

Lou Saban (Head Coach - First 9 Gms.), **Joe Collier** (Defensive Secondary), **Whitey Dovel** (Special Teams/Tight Ends), **Hunter Enis** (Offensive Backfield), **Stan Jones** (Defensive Line), **Jerry Smith** (Offensive Line / Head Coach - Final 5 Gms.).

1971 LEADERS / RANKINGS

INDIVIDUAL	PLAYER	NO.	AFC RANK	NFL RANK	NFL LEADER	NO.
Points	Turner	93	4	7	Yepremian (MIA)	117
Rushing Yards	Little	1,133	1	1	Little (DEN)	1,133
Passing Yards	Ramsey	1,120	12	26	Hadl (SD)	3,075
Passer Rating	Ramsey	46.6	9	19	Staubach (DAL)	104.8
Receiving Yards	Simmons	403	26	53	Taylor (KC)	1,110
Receptions	Anderson	37	17	29t	Biletnikoff (OAK)	61
Interceptions	Thompson	5	8t	19t	Bradley (PHI)	11

OFFENSE	NO.	AFC RANK	NFL RANK	NFL LEADER	NO.
Points Per Game	14.5	12	24	Dallas	29.0
Total Yards Per Game	297.0	6	11	Dallas	359.6
Yards Per Play	4.7	6	9t	Three Teams	5.5
Rushing Yards Per Game	149.5	5	10	Miami	173.5
Net Passing Yards Per Game	147.5	8	17	San Diego	223.9

DEFENSE	NO.	AFC RANK	NFL RANK	NFL LEADER	NO.
Points Per Game	19.6	6	12	Minnesota	9.9
Total Yards Per Game	272.9	5	10	Baltimore	203.7
Yards Per Play	4.6	3t	6t	Baltimore	3.8
Rushing Yards Per Game	131.0	8	14	Baltimore	79.5
Net Passing Yards Per Game	141.8	3	5	Atlanta	117.0

1971 KEY AWARDS

Pro Bowl (2): DE Rich Jackson, RB Floyd Little. **All-Pro (1):** RB Floyd Little.

1971 NFL STANDINGS

AFC EAST

Team	W	L	T	Pct	PF	PA
y-Miami	10	3	1	.769	315	174
x-Baltimore	10	4	0	.714	313	140
New England	6	8	0	.429	238	325
New York Jets	6	8	0	.429	212	299
Buffalo	1	13	0	.071	184	394

AFC CENTRAL

Team	W	L	T	Pct	PF	PA
y-Cleveland	9	5	0	.643	285	273
Pittsburgh	6	8	0	.429	246	292
Houston	4	9	1	.308	251	330
Cincinnati	4	10	0	.286	284	265

AFC WEST

Team	W	L	T	Pct	PF	PA
y-Kansas City	10	3	1	.769	302	208
Oakland	8	4	2	.667	344	278
San Diego	6	8	0	.429	311	341
Denver	4	9	1	.308	203	275

NFC EAST

Team	W	L	T	Pct	PF	PA
y-Dallas	11	3	0	.786	406	222
x-Washington	9	4	1	.692	276	190
Philadelphia	6	7	1	.462	221	302
St. Louis	4	9	1	.308	231	279
New York Giants	4	10	0	.286	228	362

NFC CENTRAL

Team	W	L	T	Pct	PF	PA
y-Minnesota	11	3	0	.786	245	139
Detroit	7	6	1	.538	341	286
Chicago	6	8	0	.429	185	276
Green Bay	4	8	2	.333	274	298

NFC WEST

Team	W	L	T	Pct	PF	PA
y-San Francisco	9	5	0	.643	300	216
Los Angeles	8	5	1	.615	313	260
Atlanta	7	6	1	.538	274	277
New Orleans	4	8	2	.333	266	347

x - Wild Card Qualifier; y - Division Title
(NOTE - in 1971 tie games were not included in winning percentage)

DIVISIONAL PLAYOFF GAMES

12/25 - Miami 27, at Kansas City 24 (OT)

12/25 - Dallas 20, at Minnesota 12

12/26 - Baltimore 20, at Cleveland 3

12/26 - at San Francisco 24, Washington 20

CONFERENCE CHAMPIONSHIPS

1/2 - at Miami 21, Baltimore 0

1/2 - at Dallas 14, San Francisco 3

SUPER BOWL VI (NEW ORLEANS)

1/16 - Dallas 24, Miami 3

1970 FINAL STATISTICS (5-8-1)

Head Coach: Lou Saban AFC West: 4th Home Stadium: Mile High Stadium

Date	W-L	Score	Opponent	Attendance	RUSHING	No.	Yds.	Avg.	Long	TD	
Sept 20	W	25-10	at Buffalo	34,882	Little	209	901	4.3	80t	3	
Sept 27	W	16-13	Pittsburgh	50,705	Anderson	83	368	4.4	27t	4	
Oct 4	W	26-13	Kansas City	50,705	Crenshaw	69	200	2.9	25	5	
Oct 11	L	23-35	at Oakland	54,436	Turner	29	106	3.7	12	2	
Oct 18	W	24-10	Atlanta	50,705	Pastrana	14	89	6.4	14	1	
Oct 25	L	14-19	at San Francisco	39,515	Lynch	20	81	4.1	19	1	
Nov 1	L	3-19	Washington	50,705	Liske	7	42	6.0	14	1	
Nov 8	L	21-24	at San Diego	48,327	Tensi	4	14	3.5	15	0	
Nov 15	L	19-24	Oakland	50,959	Haffner	1	1	1.0	1	0	
Nov 22	W	31-6	at New Orleans	66,837	BRONCOS	436	1802	4.1	80t	17	
Nov 29	L	21-31	at Houston	35,733	OPPONENTS	409	1351	3.3	65t	7	
Dec 6	L	0-16	at Kansas City	50,454							
Dec 13	T	17-17	San Diego	50,959	RECEIVING	No.	Yds.	Avg.	Long	TD	
Dec 20	L	13-27	Cleveland	51,001	Denson	47	646	13.7	42	2	
TEAM STATISTICS					Whalen	36	503	14.0	34	3	
TOTAL FIRST DOWNS					Crenshaw	18	105	5.8	35	1	
Rushing					Little	17	161	9.5	39	0	
Passing					Van Heusen	16	382	23.9	74	2	
Penalty					Haffner	12	196	16.3	28t	1	
TOTAL NET YARDS					Anderson	9	140	15.6	37	0	
Avg. Per Game					Masters	9	83	9.2	18	2	
Total Plays					Turner	8	23	2.9	11	0	
Avg. Per Play					Lynch	7	69	9.9	36	0	
NET YARDS RUSHING					Embree	4	50	12.5	20	0	
Avg. Per Game					BRONCOS	183	2358	12.9	74	11	
Total Rushes					OPPONENTS	191	2810	14.7	63t	20	
Avg. Per Rush											
NET YARDS PASSING					INTERCEPTIONS	No.	Yds.	Avg.	Long	TD	
Avg. Per Game					Martha	6	99	16.5	50	0	
Sacked/Yards Lost					Greer	4	20	5.0	15	0	
Gross Yards					Gordon	3	26	8.7	24	0	
Att./Completions					Thompson	2	65	32.5	33	0	
Completion Pct.					Wade	1	10	10.0	10	0	
Had Intercepted					BRONCOS	16	220	13.8	50	0	
Avg. Gain per Attempt					OPPONENTS	28	213	7.6	26	0	
Avg. Gain per Completion											
PUNTS/AVERAGE					PUNTING	No.	Yds.	Avg.	Long	B	
Had Blocked					Van Heusen	87	3732	42.9	64	0	
PUNT RETURNS					OPPONENTS	89	3998	44.9	68	0	
Avg. Per Return											
KICKOFF RETURNS					PUNT RETURNS	No.	FC	Yds.	Avg.	Long	TD
Avg. Per Return					Thompson	23	1	233	10.1	45	0
INTERCEPTIONS/RET.					Greer	14	4	123	8.8	38	0
PENALTIES/YARDS					Little	22	3	187	8.5	24	0
FUMBLES/BALL LOST					Jaquess	4	5	13	3.3	7	0
TOUCHDOWNS					BRONCOS	63	13	556	8.8	45	0
Rushing					OPPONENTS	56	16	416	7.4	60	0
Passing											
Others (see individuals)											
POINTS AFTER TOUCHDOWN					KICKOFF RETURNS	No.	Yds.	Avg.	Long	TD	
FIELD GOALS					Anderson	21	520	24.8	39	0	
Distance					Thompson	9	188	20.9	29	0	
1-19					Hendren	8	197	24.6	30	0	
20-29					Little	6	126	21.0	28	0	
30-39					Criter	2	20	10.0	10	0	
40-59					Turner	1	31	31.0	31	0	
50+					Washington	1	20	20.0	20	0	
OT					Myrtle	1	1	1.0	1	0	
Total					Lynch	0	11	—	11	0	
BRONCOS					BRONCOS	49	1114	22.7	39	0	
OPPONENTS					OPPONENTS	24	544	22.7	51	0	
					*return yardage gained by lateral						
					SACKS: P. Smith 11.5, Jackson 10, Costa 9, Duranko 7, Washington 5.5, Myrtle 3, Cunningham 1, Greer 1, Inman 0.5, Roche 0.5, Team 1, TOTAL 50.0						

1970 DEFENSIVE STATS

(based on unofficial press box statistics)

	TT	UT	A	SACKS	I-YDS	FR
1 Jackson	88	64	24	10	0-0	0
2 Forsberg	85	65	20	0	0-0	1
3 P. Smith	79	59	20	11.5	0-0	0
4 Costa	68	44	24	9	0-0	3
5 Martha	64	41	23	0	6-99	0
6 Greer	63	51	12	1	4-20	3
7 Washington	48	36	12	5.5	0-0	1
8 Duranko	47	41	6	7	0-0	0
9 Cunningham	39	23	16	1	0-0	2
10 Gordon	38	33	5	0	3-26	0
11 Thompson	30	25	5	0	2-65	1
12 Saimes	23	17	6	0	0-0	0
13 Jaquess	22	18	4	0	0-0	0
Myrtle	22	13	9	3	0-0	1
15 Inman	16	7	9	0.5	0-0	0
16 Roche	13	10	3	0.5	0-0	0
17 Butler	10	9	1	0	0-0	0
18 Criter	8	5	3	0	0-0	1
19 Wade	7	5	2	0	1-10	0
20 Edgerson	6	5	1	0	0-0	0
21 Garrett	2	2	0	0	0-0	0
22 Barnes	1	1	0	0	0-0	0
23 Team	0	0	0	0.5	0-0	0
TOTALS	779	574	205	49.5	16-220	13

1970 GAMES STARTED

OFFENSE

QB Liske, Pete	9	DE Duranko, Pete	14
QB Pastrana, Al	3	DE Jackson, Rich	14
QB Tensi, Steve	2	DT Costa, Dave	14
RB Crenshaw, Willis	12	DT Smith, Paul	14
RB Little, Floyd	14	LB Criter, Ken	1
RB Lynch, Fran	2	LB Cunningham, Carl	14
WR Denson, Al	14	LB Forsberg, Fred	13
WR Embree, John	1	LB Inman, Jerry	1
WR Haffner, Mike	7	LB Myrtle, Chip	2
WR Van Heusen, Bill	5	LB Washington, Dave	11
TE Masters, Billy	2	CB Gordon, Cornell	14
TE Whalen, Jim	13	CB Jaquess, Pete	2
C Kaminski, Larry	14	CB Mitchell, Alvin	1
T Alexakos, Steve	1	CB Thompson, Billy	9
T Bachman, Jay	1	CB Wade, Bob	2
T Brunelli, Sam	12	S Greer, Charles	14
T Current, Mike	14	S Martha, Paul	12
G Goeddeke, George	14	S Saimes, George	2
G Schnitker, Mike	2		
G Young, Bob	12		

1970 COACHES

Lou Saban (Head Coach), **Joe Collier** (Defensive Backfield), **Whitey Dovel** (Offensive Line), **Hunter Enis** (Offensive Backfield), **Stan Jones** (Defensive Line), **Dick MacPherson** (Linebackers), **Sam Rutigliano** (Wide Receivers).

1970 LEADERS / RANKINGS

INDIVIDUAL	PLAYER	NO.	AFC RANK	NFL RANK	NFL LEADER	NO.
Points	Howfield	81	7	16	Cox (MIN)	125
Rushing Yards	Little	901	1	4	Brown (WAS)	1,125
Passing Yards	Liske	1,340	11	23	Brodie (SF)	2,941
Passer Rating	Liske	55.3	10	22	Brodie (SF)	93.8
Receiving Yards	Denson	646	10	21	Washington (SF)	1,100
Receptions	Denson	47	21	10t	Gordon (CHI)	71
Interceptions	Martha	6	4t	9t	Robinson (KC)	10

OFFENSE	NO.	AFC RANK	NFL RANK	NFL LEADER	NO.
Points Per Game	18.1	9	18	San Francisco	25.1
Total Yards Per Game	273.4	10	18	Oakland	344.9
Yards Per Play	4.3	12	21t	Oakland/St. Louis	5.3
Rushing Yards Per Game	128.7	5	9	Dallas	164.3
Net Passing Yards Per Game	144.6	9	19	San Francisco	208.8

DEFENSE	NO.	AFC RANK	NFL RANK	NFL LEADER	NO.
Points Per Game	18.9	5	12	Minnesota	10.2
Total Yards Per Game	264.6	3	7	Minnesota	200.2
Yards Per Play	4.4	21	6t	Minnesota	3.4
Rushing Yards Per Game	96.5	2	3	Detroit	82.3
Net Passing Yards Per Game	168.1	8	18	Minnesota	102.7

1970 KEY AWARDS

Pro Bowl (2): DE Rich Jackson, RB Floyd Little. **All-Pro (2):** DE Rich Jackson, RB Floyd Little.

1970 NFL STANDINGS

AFC EAST

Team	W	L	T	Pct	PF	PA
y-Baltimore	11	2	1	.846	321	234
x-Miami	10	4	0	.714	297	228
New York Jets	4	10	0	.286	255	286
Buffalo	3	10	1	.231	204	337
Boston	2	12	0	.143	149	361

AFC CENTRAL

Team	W	L	T	Pct	PF	PA
y-Cincinnati	8	6	0	.571	312	255
Cleveland	7	7	0	.500	286	265
Pittsburgh	5	9	0	.357	210	272
Houston	3	10	1	.321	217	352

AFC WEST

Team	W	L	T	Pct	PF	PA
y-Oakland	8	4	2	.667	300	293
Kansas City	7	5	2	.583	272	244
San Diego	5	6	3	.455	282	278
Denver	5	8	1	.385	253	264

NFC EAST

Team	W	L	T	Pct	PF	PA
y-Dallas	10	4	0	.714	299	221
New York Giants	9	5	0	.643	301	270
St. Louis	8	5	1	.615	325	228
Washington	6	8	0	.429	297	314
Philadelphia	3	10	1	.231	241	332

NFC CENTRAL

Team	W	L	T	Pct	PF	PA
y-Minnesota	12	2	0	.857	335	143
x-Detroit	10	4	0	.714	347	202
Green Bay	6	8	0	.429	196	293
Chicago	6	8	0	.429	256	261

NFC WEST

Team	W	L	T	Pct	PF	PA
y-San Francisco	10	3	1	.769	352	267
Los Angeles	9	4	1	.692	325	202
Atlanta	4	8	2	.333	206	261
New Orleans	2	11	1	.154	172	347

x – Wild Card Qualifier; y – Division Title
(NOTE – in 1970 tie games were not included in winning percentage)

DIVISIONAL PLAYOFF GAMES

12/26 – at Baltimore 17, Cincinnati 0

12/26 – at Dallas 5, Detroit 0

12/27 – at Oakland 21, Miami 14

12/27 – San Francisco 17, at Minnesota 14

CONFERENCE CHAMPIONSHIPS

1/3 – at Baltimore 27, Oakland 17

1/3 – Dallas 17, at San Francisco 10

SUPER BOWL V (MIAMI)

1/17 – Baltimore 16, Dallas 13

1969 FINAL STATISTICS (5-8-1)

Head Coach: Lou Saban AFL West: 4th Home Stadium: Mile High Stadium

Date	W-L	Score	Opponent	Attendance	RUSHING	No.	Yds.	Avg.	Long	TD							
Sept 14	W	35-7	Boston	43,482	Little	146	729	5.0	48t	6							
Sept 21	W	21-19	New York Jets	50,583	Lynch	96	407	4.2	54	2							
Sept 28	L	28-41	at Buffalo	40,302	Quayle	57	183	3.2	17	0							
Oct 5	L	13-26	Kansas City	50,564	Smiley	56	166	3.0	26	3							
Oct 12	L	14-24	Oakland	49,511	Tensi	12	63	5.3	17	0							
Oct 19	W	30-23	at Cincinnati	27,920	Liske	10	50	5.0	19	0							
Oct 26	L	21-24	at Houston	45,348	Williams	10	18	1.8	8	1							
Nov 2	W	13-0	San Diego	45,511	Denson	1	9	9.0	9	0							
Nov 9	L	10-41	at Oakland	54,416	Burnett	5	9	1.8	5	0							
Nov 16	T	20-20	Houston	45,002	Jones	1	3	3.0	3	0							
Nov 23	L	24-45	at San Diego	34,664	BRONCOS	394	1637	4.2	54	12							
Nov 27	L	17-31	at Kansas City	48,773	OPPONENTS	436	1709	3.9	43t	15							
Dec 7	L	24-27	at Miami	25,332													
Dec 14	W	27-16	Cincinnati	42,198	RECEIVING	No.	Yds.	Avg.	Long	TD							
					Denson	53	809	15.3	62t	10							
					Haffner	35	563	16.1	46	5							
					Embree	29	469	16.2	79t	5							
					Little	19	218	11.5	67t	1							
					Quayle	11	167	15.2	71	0							
					Beer	9	200	22.2	48	0							
					Pivec	9	117	13.0	18	0							
					Lynch	9	86	9.6	19	0							
					Williams	5	56	11.2	14	0							
					Smiley	5	23	4.6	17t	1							
					Buckman	4	48	12.0	20	1							
					Van Heusen	3	64	31.3	36	0							
					Pastrana	1	15	15.0	15	0							
					BRONCOS	192	2835	14.8	79t	23							
					OPPONENTS	223	3295	14.8	86t	19							
					INTERCEPTIONS	No.	Yds.	Avg.	Long	TD							
					Thompson	3	92	30.7	57t	1							
					Burrell	2	65	32.5	38t	1							
					Cavness	2	30	15.0	29	0							
					Huard	2	18	9.0	18	0							
					Greer	2	13	6.5	13	0							
					Cunningham	2	10	5.0	5	0							
					Hollomon	1	0	0.0	0	0							
					BRONCOS	14	228	16.3	57t	2							
					OPPONENTS	23	421	18.3	66	4							
					PUNTING	No.	Yds.	Avg.	Long	B							
					Van Heusen	25	1021	40.8	61	0							
					Hollomon	47	1868	39.7	57	1							
					BRONCOS	72	2889	40.1	61	1							
					OPPONENTS	71	3059	43.1	98	0							
					PUNT RETURNS	No.	FC	Yds.	Avg.	Long	TD						
					Thompson	25	5	288	11.5	40	0						
					Little	6	2	70	11.7	52	0						
					Burrell	5	2	56	11.2	42	0						
					Greer	1	0	36	36.0	36	0						
					BRONCOS	37	9	450	12.2	52	0						
					OPPONENTS	35	20	246	7.0	36	0						
					SCORE BY PERIODS	1	2	3	4	OT	Total						
					BRONCOS	72	89	61	75	—	297						
					OPPONENTS	67	86	86	105	—	344						
					KICKOFF RETURNS	No.	Yds.	Avg.	Long	TD							
					Thompson	18	513	28.5	63	0							
					Williams	23	574	25.0	38	0							
					Burrell	6	108	18.0	30	0							
					Little	3	81	27.0	30	0							
					Criter	3	31	10.3	14	0							
					Barnes	1	16	16.0	16	0							
					Hollomon	1	0	0.0	—	0							
					Myrtle	1	0	0.0	—	0							
					BRONCOS	56	1323	23.6	63	0							
					OPPONENTS	21	471	22.4	53t	1							
					SACKS: Jackson 12.5, Costa 11.5, Duranko 7, Cunningham 3, P. Smith 3, Richter 2, Mirich 2, Myrtle 2, Inman 2, TOTAL 45.0												
					PASSING	Att.	Comp.	Yds.	Comp.%	Yd./Att.	Sack/Lost	TD	TD%	Int	Int%	LG	Rtg.
					Tensi	286	131	1990	45.8	6.96	29/208	14	4.9	12	4.2	79t	68.1
					Liske	115	61	845	53.0	7.35	15/103	9	7.8	11	9.6	71	63.4
					Little	2	0	0	0.0	0.00	0/0	0	0.0	0	0.0	—	39.6
					BRONCOS	403	192	2835	47.6	7.03	44/311	23	5.7	23	5.7	79t	66.3
					OPPONENTS	437	223	3295	51.0	7.54	45/363	19	4.3	14	3.2	86t	77.2

SACKS: Jackson 12.5, Costa 11.5, Duranko 7, Cunningham 3, P. Smith 3, Richter 2, Mirich 2, Myrtle 2, Inman 2, **TOTAL 45.0**

1969 PRIMARY STARTERS

OFFENSE

SE Denson, Al
SE Haffner, Mike
LT Brunelli, Sam
LG Goeddeke, George
C Kaminski, Larry
RG Young, Bob
RT Current, Mike
TE Beer, Tom
TE Pivec, Dave
WR Embree, John
QB Tensi, Steve
QB Liske, Peter
HB Little, Floyd
HB Quayle, Frank
FB Lynch, Fran
FB Smiley, Tom

DEFENSE

LE Jackson, Rich
LT Smith, Paul
LT Inman, Jerry
RT Costa, Dave
RE Duranko, Pete
LLB Cunningham, Carl
MLB Huard, John
RLB Myrtle, Chip
LC Cavness, Grady
RC Thompson, Billy
FS Jaquess, Pete
FS Burrell, George
SS Greer, Charles

1969 COACHES

Lou Saban (Head Coach), **Joe Collier** (Defensive Backfield), **Whitey Dovel** (Offensive Line), **Hunter Enis** (Offensive Backfield), **Stan Jones** (Defensive Line), **Dick MacPherson** (Linebackers), **Sam Rutigliano** (Wide Receivers).

1969 LEADERS / RANKINGS

		AFL	
INDIVIDUAL	PLAYER NO.	RANK	AFL LEADER NO.
Points	Howfield75	8	Turner (NYJ)129
Rushing Yards	Little729	5	Post (SD)873
Passing Yards	Tensi1,990	6	Lamonica (OAK) . . .3,302
Passer Rating	Tensi68.1	4	Cook (CIN)88.3
Receiving Yards	Denson809	7	Wells (OAK)1,260
Receptions	Denson53	3	Alworth (SD)64
Interceptions	Thompson3	28t	Thomas (KC)9

		AFL	
OFFENSE NO.	RANK	AFL LEADER NO.	
Points Per Game21.2	4	Oakland26.9	
Total Yards Per Game297.2	6	Oakland359.7	
Yards Per Play4.9	5	Oakland5.5	
Rushing Yards Per Game116.9	6	Kansas City158.6	
Net Passing Yards Per Game180.3	5	Oakland233.6	

		AFL	
DEFENSE NO.	RANK	AFL LEADER NO.	
Points Per Game24.6	8	Kansas City12.6	
Total Yards Per Game331.5	8	Kansas City225.9	
Yards Per Play5.1	6	Kansas City4.0	
Rushing Yards Per Game122.1	7	Kansas City77.9	
Net Passing Yards Per Game209.4	10	Kansas City148.0	

1969 KEY AWARDS

All-Pro (2): DE Rich Jackson (second team), RB Floyd Little (first team). **AP All-AFL (2):** DE Rich Jackson, RB Floyd Little. **AFL All-Star Game (6):** DT Dave Costa, T Mike Current, WR Al Denson, G George Goeddeke, DE Rich Jackson, RB Floyd Little.

1969 AFL STANDINGS

AFL EAST

Team	W	L	T	Pct	PF	PA
y-New York Jets	10	4	0	.714	353	269
x-Houston	6	6	2	.500	278	279
Boston	4	10	0	.286	266	316
Buffalo	4	10	0	.286	230	359
Miami	3	10	1	.231	233	332

AFL WEST

Team	W	L	T	Pct	PF	PA
y-Oakland	12	1	1	.923	377	242
x-Kansas City	11	3	0	.786	359	177
San Diego	8	6	0	.571	288	276
Denver	5	8	1	.385	297	344
Cincinnati	4	9	1	.308	280	367

x – Made Playoffs; y – Division Title

DIVISIONAL PLAYOFF GAMES

12/20 – Kansas City 13, at New York Jets 6

12/21 – at Oakland 56, Houston 7

AFL CHAMPIONSHIP

1/4 – Kansas City 17, at Oakland 7

1969 NFL STANDINGS

EAST-CAPITOL

Team	W	L	T	Pct	PF	PA
y-Dallas	11	2	1	.846	369	223
Washington	7	5	2	.583	307	319
New Orleans	5	9	0	.357	311	393
Philadelphia	4	9	1	.308	279	377

EAST-CENTURY

Team	W	L	T	Pct	PF	PA
y-Cleveland	10	3	1	.769	351	300
New York Giants	6	8	0	.429	264	298
St. Louis	4	9	1	.308	314	389
Pittsburgh	1	13	0	.071	218	404

WEST-CENTRAL

Team	W	L	T	Pct	PF	PA
y-Minnesota	12	2	0	.857	379	133
Detroit	9	4	1	.692	259	188
Green Bay	8	6	0	.571	269	221
Chicago	1	13	0	.071	210	339

WEST-COASTAL

Team	W	L	T	Pct	PF	PA
y-Los Angeles	11	3	0	.786	320	243
Baltimore	8	5	1	.615	279	268
Atlanta	6	8	0	.429	276	268
San Francisco	4	8	2	.333	277	319

y – Division Title

CONFERENCE CHAMPIONSHIPS

12/27 – at Minnesota 23, Los Angeles 20

12/28 – Cleveland 38, at Dallas 14

NFL CHAMPIONSHIP

1/4 – at Minnesota 27, Cleveland 7

SUPER BOWL IV (NEW ORLEANS)

1/11 – Kansas City (AFL) 23, Minnesota (NFL) 7

1968 FINAL STATISTICS (5-9)

Head Coach: Lou Saban AFL West: 4th Home Stadium: Mile High Stadium

Date	W-L	Score	Opponent	Attendance	RUSHING, cont.	No.	Yds.	Avg.	Long	TD
Sept 15	L	10-24	at Cincinnati	25,049	Leclair	12	40	3.3	12	0
Sept 22	L	2-34	at Kansas City	45,821	Moore	4	22	5.5	10	0
Sept 29	L	17-20	Boston	37,024	Lindsey	4	17	4.3	7	0
Oct 6	W	10-7	Cincinnati	41,257	Van Heusen	1	6	6.0	6	0
Oct 13	W	21-13	at New York Jets	62,052	Haffner	2	2	1.0	1	0
Oct 20	L	24-55	at San Diego	42,953	Tensi	6	2	0.3	2	0
Oct 27	W	21-14	Miami	44,115	Jones	1	-1	-1.0	-1	0
Nov 3	W	35-14	at Boston	18,304	DiVito	1	-1	-1.0	-1	0
Nov 10	L	7-43	Oakland	50,002	BRONCOS	411	1614	3.9	155	11
Nov 17	L	17-38	at Houston	36,075	OPPONENTS	457	1861	4.1	165	20
Nov 24	W	34-32	Buffalo	35,142	RECEIVING	No.	Yds.	Avg.	Long	TD
Dec 1	L	23-47	San Diego	35,312	Crabtree	35	601	17.2	72t	5
Dec 8	L	27-33	at Oakland	47,754	Denson	34	586	17.2	44t	5
Dec 14	L	7-30	Kansas City	38,463	Beer	20	276	13.8	31	1
TEAM STATISTICS					Van Heusen	19	353	18.6	50t	3
TOTAL FIRST DOWNS					Little	19	331	17.4	66t	1
Rushing					Jones	13	190	14.6	60t	2
Passing					Haffner	12	232	19.3	52	1
Penalty					McCarthy	7	69	9.9	40t	2
TOTAL NET YARDS					Ford	6	40	6.7	12	0
Avg. Per Game					Lynch	4	52	13.0	22	0
Total Plays					Moore	3	35	11.7	16	0
Avg. Per Play					Lamb	3	10	3.3	—	0
NET YARDS RUSHING					Erwin	2	21	10.5	17	0
Avg. Per Game					Myrtle	1	18	18.0	18	0
Total Rushes					Washington	1	12	12.0	12	0
Avg. Per Rush					BRONCOS	179	2826	15.8	72t	20
NET YARDS PASSING					OPPONENTS	217	3419	15.8	94t	25
Avg. Per Game					INTERCEPTIONS					
Sacked/Yards Lost					No.					
Att./Completions					Yds.					
Completion Pct.					Avg.					
Had Intercepted					Long					
PUNTS/AVERAGE					TD					
Had Blocked					Jaquess					
PUNT RETURNS					Greer					
Avg. Per Return					Oberg					
KICKOFF RETURNS					Huard					
Avg. Per Return					Garrett					
INTERCEPTIONS/RET.					Hollomon					
PENALTIES/YARDS					Forsberg					
FUMBLES/BALL LOST					Cunningham					
TOUCHDOWNS					Lentz					
Rushing					BRONCOS					
Passing					OPPONENTS					
Others (Ret.)					No.					
Others (Safety)					Yds.					
PAT (Kicking)					Avg.					
PAT (Passing)					Long					
PAT (Rushing)					TD					
FIELD GOALS					Jaquess					
					Greer					
					Luke					
					Jaquess					
					Hollomon					
					Van Heusen					
					BRONCOS					
					OPPONENTS					
					No.					
					Yds.					
					Avg.					
					Long					
					TD					
					Little					
					Greer					
					Luke					
					Jaquess					
					Hollomon					
					Van Heusen					
					BRONCOS					
					OPPONENTS					
					No.					
					Yds.					
					Avg.					
					Long					
					TD					
					Little					
					Greer					
					Luke					
					Jaquess					
					Hollomon					
					Van Heusen					
					BRONCOS					
					OPPONENTS					
					No.					
					Yds.					
					Avg.					
					Long					
					TD					
					Little					
					Greer					
					Luke					
					Jaquess					
					Hollomon					
					Van Heusen					
					BRONCOS					
					OPPONENTS					
					No.					
					Yds.					
					Avg.					
					Long					
					TD					
					Little					
					Greer					
					Luke					
					Jaquess					
					Hollomon					
					Van Heusen					
					BRONCOS					
					OPPONENTS					
					No.					
					Yds.					
					Avg.					
					Long					
					TD					
					Little					
					Greer					
					Luke					
					Jaquess					
					Hollomon					
					Van Heusen					
					BRONCOS					
					OPPONENTS					
					No.					
					Yds.					
					Avg.					
					Long					
					TD					
					Little					
					Greer					
					Luke					
					Jaquess					
					Hollomon					
					Van Heusen					
					BRONCOS					
					OPPONENTS					
					No.					
					Yds.					
					Avg.					
					Long					
					TD					
					Little					
					Greer					
					Luke					
					Jaquess					
					Hollomon					
					Van Heusen					
					BRONCOS					
					OPPONENTS					
					No.					
					Yds.					
					Avg.					
					Long					
					TD					
					Little					
					Greer					
					Luke					
					Jaquess					
					Hollomon					
					Van Heusen					
					BRONCOS					
					OPPONENTS					
					No.					
					Yds.					
					Avg.					
					Long					
					TD					
					Little					
					Greer					
					Luke					
					Jaquess					
					Hollomon					
					Van Heusen					
					BRONCOS					
					OPPONENTS					
					No.					
					Yds.					
					Avg.					
					Long					
					TD					
					Little					
					Greer					
					Luke					
					Jaquess					
					Hollomon					
					Van Heusen					
					BRONCOS					
					OPPONENTS					
					No.					
					Yds.					
					Avg.					
					Long					
					TD					
					Little					
					Greer					
					Luke					
					Jaquess					
					Hollomon					
					Van Heusen					
					BRONCOS					
					OPPONENTS					
					No.					
					Yds.					
					Avg.					
					Long					
					TD					
					Little					
					Greer					
					Luke					
					Jaquess					
					Hollomon					
					Van Heusen					
					BRONCOS					
					OPPONENTS					
					No.					
					Yds.					
					Avg.					
					Long					
					TD					
					Little					
					Greer					
					Luke					
					Jaquess					
					Hollomon					
					Van Heusen					
					BRONCOS					
					OPPONENTS					
					No.					
					Yds.					
					Avg.					
					Long					
					TD					
					Little					
					Greer					
					Luke					
					Jaquess					
					Hollomon					
					Van Heusen					
					BRONCOS					
					OPPONENTS					
					No.					
					Yds.					
					Avg.					
					Long					
					TD					
					Little					
					Greer					
					Luke					
					Jaquess					
					Hollomon					
					Van Heusen					
					BRONCOS					
					OPPONENTS					
					No.					
					Yds.					
					Avg.					
					Long					
					TD					
					Little					
					Greer					
					Luke					
					Jaquess					
					Hollomon					
					Van Heusen					
					BRONCOS					
					OPPONENTS					
					No.					
					Yds.					
					Avg.					
					Long					
					TD					
					Little					
					Greer					
					Luke					
					Jaquess					
					Hollomon					
					Van Heusen					
					BRONCOS					
					OPPONENTS					
					No.					
					Yds.					
					Avg.					
					Long					
					TD					
					Little					
					Greer					
					Luke					
					Jaquess					
					Hollomon					
					Van Heusen					
					BRONCOS					
					OPPONENTS					
					No.					
					Yds.					
					Avg.					
					Long					
					TD					
					Little					
					Greer					
					Luke					
					Jaquess					
					Hollomon					
					Van Heusen					
					BRONCOS					
					OPPONENTS					
					No.					
					Yds.					
					Avg.					
					Long					
					TD					
					Little					
					Greer					
					Luke					
					Jaquess					
					Hollomon					
					Van Heusen					
					BRONCOS					
					OPPONENTS					
					No.					
					Yds.					
					Avg.					
					Long					
					TD					
					Little					
					Greer					
					Luke					
					Jaquess					
					Hollomon					
					Van Heusen					
					BRONCOS					
					OPPONENTS					
					No.					
					Yds.					
					Avg.					
					Long					
					TD					
					Little					
					Greer					
					Luke					
					Jaquess					
					Hollomon					
					Van Heusen					
					BRONCOS					
					OPPONENTS					
					No.					
					Yds.					
					Avg.					
					Long					
					TD					
					Little					
					Greer					
					Luke					
					Jaquess					
					Hollomon					
					Van Heusen					
					BRONCOS					
					OPPONENTS					
					No.					
					Yds.					
					Avg.					
					Long					
					TD					
					Little					
					Greer					
					Luke					
					Jaquess					
					Hollomon					
					Van Heusen					
					BRONCOS					
					OPPONENTS					
					No.					
					Yds.					
					Avg.					
					Long					
					TD					
					Little					
					Greer					
					Luke					
					Jaquess					
					Hollomon					
					Van Heusen					
					BRONCOS					
					OPPONENTS					
					No.					
					Yds.					
					Avg.					
					Long					
					TD					
					Little					
					Greer					
					Luke					
					Jaquess					
					Hollomon					
					Van Heusen					
					BRONCOS					
					OPPONENTS					
					No.					
					Yds.					
					Avg.					
					Long					
					TD					
					Little					
					Greer					
					Luke					
					Jaquess					
					Hollomon					
					Van Heusen					
					BRONCOS					
					OPPONENTS					
					No.					
					Yds.					
					Avg.					
					Long					
					TD					
					Little					
					Greer					
					Luke					
					Jaquess					
					Hollomon					
					Van Heusen					
					BRONCOS					
					OPPONENTS					
					No.					
					Yds.					
					Avg.					
					Long					
					TD					
					Little					
					Greer					
					Luke					
					Jaquess					
					Hollomon					
					Van Heusen					
					BRONCOS					
					OPPONENTS					
					No.					
					Yds.					
					Avg.					
					Long					
					TD					
					Little					
					Greer					
					Luke					
					Jaquess					
					Hollomon					
					Van Heusen					
					BRONCOS					
					OPPONENTS					
					No.					
					Yds.					
					Avg.					
					Long					
					TD					
					Little					
					Greer					
					Luke					
					Jaquess					
					Hollomon					
					Van Heusen					
					BRONCOS					
					OPPONENTS					

1968 PRIMARY STARTERS

OFFENSE

SE Denson, Al
SE Van Heusen, Billy
LT Brunelli, Sam
LG Goeddeke, George
C Kaminski, Larry
RG Young, Bob
RG Homan, Jon
RT Current, Mike
TE Beer, Tom
WR Crabtree, Eric
WR Jones, Jimmy
QB Briscoe, Marlin
QB Tensi, Steve
HB Little, Floyd
HB Lynch, Fran
FB Ford, Garrett
FB McCarthy, Brendan

DEFENSE

LE Duranko, Pete
LE Smith, Paul
LT Inman, Jerry
LT Mirich, Rex
RT Costa, Dave
RE Jackson, Rich
LLB Cunningham, Carl
MLB Huard, John
RLB Forsberg, Fred
RLB Myrtle, Chip
LC Greer, Charlie
RC Garrett, Drake
FS Lentz, Jack
SS Jaquess, Pete

1968 COACHES

Lou Saban (Head Coach), **Whitey Dovell** (Offensive Line), **Hunter Enis** (Offensive Backfield), **Stan Jones** (Defensive Line), **Dick MacPherson** (Defensive Backfield), **Sam Rutigliano** (Wide Receivers).

1968 LEADERS / RANKINGS

AFL			
INDIVIDUAL	PLAYER	NO.	RANK
Points	Howfield	57	13
Rushing Yards	Little	584	9
Passing Yards	Briscoe	1,589	6
Passer Rating	Briscoe	62.9	6
Receiving Yards	Crabtree	601	15
Receptions	Crabtree	35	15
Interceptions	Jaquess	5	7t

AFL			
OFFENSE	NO.	RANK	AFL LEADER
Points Per Game	18.2	7	Oakland
Total Yards Per Game	283.6	7	Oakland
Yards Per Play	4.5	7	Oakland
Rushing Yards Per Game	115.3	7	Kansas City
Net Passing Yards Per Game	168.4	6	San Diego

AFL			
DEFENSE	NO.	RANK	AFL LEADER
Points Per Game	28.9	9	Kansas City
Total Yards Per Game	358.9	10	New York Jets
Yards Per Play	5.5	9	Houston
Rushing Yards Per Game	132.9	7	New York Jets
Net Passing Yards Per Game	225.9	10	Houston

1968 KEY AWARDS

AP All-AFL (1): DE Rich Jackson. **AFL All-Star Game (3):** DT Dave Costa, DE Rich Jackson, RB Floyd Little.

1968 AFL STANDINGS

AFL EAST

Team	W	L	T	Pct	PF	PA
y-New York Jets	11	3	0	.786	419	280
Houston	7	7	0	.500	303	248
Miami	5	8	1	.385	276	355
Boston	4	10	0	.286	229	406
Buffalo	1	12	1	.077	199	367

AFL WEST

Team	W	L	T	Pct	PF	PA
x-Kansas City	12	2	0	.857	371	170
x-Oakland	12	2	0	.857	453	233
San Diego	9	5	0	.643	382	310
Denver	5	9	0	.357	255	404
Cincinnati	3	11	0	.214	215	329

x – Made Playoffs; y – Division Title

WESTERN DIVISIONAL PLAYOFF GAME

12/22 – at Oakland 41, Kansas City 6

AFL CHAMPIONSHIP

12/29 – at New York Jets 27, Oakland 23

1968 NFL STANDINGS

EAST-CAPITOL

Team	W	L	T	Pct	PF	PA
y-Dallas	12	2	0	.857	431	186
New York Giants	7	7	0	.500	294	325
Washington	5	9	0	.357	249	358
Philadelphia	2	12	0	.143	202	351

EAST-CENTURY

Team	W	L	T	Pct	PF	PA
y-Cleveland	10	4	0	.714	394	273
St. Louis	9	4	1	.692	325	289
New Orleans	4	9	1	.308	246	327
Pittsburgh	2	11	1	.154	244	397

WEST-CENTRAL

Team	W	L	T	Pct	PF	PA
y-Minnesota	8	6	0	.571	282	242
Chicago	7	7	0	.500	250	333
Green Bay	6	7	1	.462	281	227
Detroit	4	8	2	.333	207	241

WEST-COASTAL

Team	W	L	T	Pct	PF	PA
y-Baltimore	13	1	0	.929	402	144
Los Angeles	10	3	1	.769	312	200
San Francisco	7	6	1	.538	303	310
Atlanta	2	12	0	.143	170	389

y – Division Title

CONFERENCE CHAMPIONSHIPS

12/21 – at Cleveland 31, Dallas 20

12/22 – at Baltimore 24, Minnesota 14

NFL CHAMPIONSHIP

12/29 – Baltimore 34, at Cleveland 0

SUPER BOWL III (MIAMI)

1/12 – New York Jets (AFL) 16, Baltimore (NFL) 7

1967 FINAL STATISTICS (3-11)

Head Coach: Lou Saban AFL West: 4th Home Stadium: Bears Stadium

Date	W-L	Score	Opponent	Attendance	RUSHING	No.	Yds.	Avg.	Long	TD
Sept 3	W	26-21	Boston	35,488	Little	130	381	2.9	14	1
Sept 10	L	0-51	at Oakland	25,423	Mitchell	82	308	3.8	35	0
Sept 17	L	21-35	at Miami	29,381	Hickey	73	263	3.6	20	4
Sept 24	L	24-38	New York Jets	35,365	Hayes	85	255	3.0	18	4
Oct 1	L	6-10	at Houston	21,798	Gilchrist	10	21	2.1	6	0
Oct 8	L	16-17	Buffalo	35,188	Lynch	2	7	3.5	7	0
Oct 22	L	21-38	San Diego	34,464	LeClair	8	6	0.8	10	1
Oct 29	L	9-52	at Kansas City	44,002	Tensi	24	4	0.2	13	0
Nov 5	L	17-21	Oakland	29,043	Crabtree	2	2	1.0	6	0
Nov 12	L	18-20	Houston	30,392	Glacken	1	10	10.0	10	0
Nov 19	W	21-20	at Buffalo	30,891	Cassese	1	5	5.0	5	0
Nov 23	L	20-24	at San Diego	34,586	Scarpitto	1	5	5.0	5	0
Dec 3	W	33-24	at New York Jets	61,615	Denson	1	-2	-2.0	-2	0
Dec 17	L	24-38	Kansas City	31,660	BRONCOS	420	1265	3.0	35	10
					OPPONENTS	444	2076	4.7	65	21

TEAM STATISTICS			Den	Opp							
TOTAL FIRST DOWNS			172	276	RECEIVING	No.	Yds.	Avg.	Long	TD	
Rushing			65	115	Denson	46	899	19.5	68t	11	
Passing			91	143	Crabtree	46	716	15.6	76t	5	
Penalty			16	18	Hayes	13	125	9.6	24	0	
TOTAL NET YARDS			2947	5201	Beer	11	155	14.1	29	0	
Avg. Per Game			210.5	371.5	Little	7	11	1.6	15	0	
Total Plays			852	921	White	5	87	17.4	40	0	
Avg. Per Play			3.5	5.6	Hickey	7	36	5.1	22t	1	
NET YARDS RUSHING			1265	2076	Mitchell	7	15	2.1	15	0	
Avg. Per Game			90.4	148.3	Sweeney	6	136	22.7	48	0	
Total Rushes			420	444	Scarpitto	1	14	14.0	14	0	
Avg. Per Rush			3.0	4.7	Gilchrist	1	-4	-4.0	0	0	
NET YARDS PASSING			1682	3125	BRONCOS	150	2190	14.6	76t	17	
Avg. Per Game			120.1	223.2	OPPONENTS	214	3289	15.3	79	27	
Sacked/Yards Lost			58/508	18/164	INTERCEPTIONS						
Att./Completions			374/150	459/214	Sellers	7	78	11.1	47	1	
Completion Pct.			40.1	46.6	Wilson	4	153	38.3	70	2	
Had Intercepted			18	28	Lentz	4	72	18.0	47	0	
PUNTS/AVERAGE			105/44.9	65/41.5	Wright	4	22	5.5	8	0	
Had Blocked			1	1	Sykes	2	29	14.5	29	0	
PUNT RETURNS			27/357	61/718	Huard	2	12	6.0	9	0	
Avg. Per Return			13.2	11.8	Richter	2	6	3.0	6	0	
KICKOFF RETURNS			60/1518	42/1046	Cassese	1	24	24.0	24	0	
Avg. Per Return			25.3	24.9	Cunningham	1	16	16.0	16	0	
INTERCEPTIONS/RET.			28/413	18/262	Myrtle	1	1	1.0	1	0	
PENALTIES/YARDS			48/512	58/628	BRONCOS	28	413	14.8	70	3	
FUMBLES/BALL LOST			30/12	23/13	OPPONENTS	18	262	14.6	—	2	
TOUCHDOWNS			31	52	PUNTING						
Rushing			10	21	Scarpitto	No.	Yds.	Avg.	Long	B	
Passing			17	27		105	4713	44.9	73	1	
Others			4	4	OPPONENTS	65	2699	41.5	60	1	
PAT (Kicking)			28/30	48/49	PUNT RETURNS						
PAT (Passing)			1/1	1/2	Little	No.	FC	Yds.	Avg.	Long	TD
PAT (Rushing)			0/0	1/1		16	6	270	16.9	72	1
FIELD GOALS			12/27	15/31	Sellers	4	0	24	6.0	17	0

SCORING	TD	Ru	Pa	Rt	PAT	FG	S	PTS
Denson	11	0	11	0	0/0	0/0	0	66
Humphreys	0	0	0	0	18/19	7/15	0	39
Hickey	5	4	1	0	0/0	0/0	0	30
Crabtree	5	0	5	0	0/0	0/0	0	30
Hayes	4	4	0	0	0/0	0/0	0	26
Little	2	1	0	1	0/0	0/0	0	12
Wilson	2	0	0	2	0/0	0/0	0	12
Kroner	0	0	0	0	5/6	2/2	0	11
Duncan	0	0	0	0	3/3	2/5	0	9
Sellers	1	0	0	1	0/0	0/0	0	6
LeClair	1	1	0	0	0/0	0/0	0	6
LeClerc	0	0	0	0	2/2	1/6	0	5
Jackson	0	0	0	0	0/0	0/0	1	2
White	0	0	0	0	0/0	0/0	1	2
BRONCOS	31	10	17	4	28/30	12/28	2	256
OPPONENTS	52	21	27	4	48/49	15/31	0	409

SACKS: R. Jackson 4.5, Costa 4.5, Cox 2.5, Cunningham 2.5, Inman 1.5, Duranko 1, Myrtle 1, Mirich 1, Richter 0.5, **TOTAL 19.0**

PASSING	Att.	Comp.	Yds.	Comp.%	Yd./Att.	TD	TD%	Int	Int%	LG	Rtg.
Tensi	325	131	1915	40.3	5.89	16	4.9	17	5.2	76t	54.8
LeClair	45	19	275	42.2	6.11	1	6.1	1	2.2	48	60.9
Glacken	4	0	0	0.0	0.00	0	0.0	0	0.0	0	39.6
BRONCOS	374	150	2190	40.1	5.86	17	4.5	18	4.8	76t	55.0
OPPONENTS	459	214	3289	46.6	7.17	27	5.9	28	6.1	79	65.0

1967 PRIMARY STARTERS

OFFENSE

SE Crabtree, Eric
 LT Brunelli, Sam
 LG Goeddeke, George
 C Kaminski, Larry
 RG Mattson, Pat
 RT Cichowski, Tom
 TE Beer, Tom
 FL Denson, Al
 QB Tensi, Steve
 HB Little, Floyd
 HB Mitchell, Charlie
 FB Hickey, Bo
 FB Hayes, Wendell

DEFENSE

LE Mirich, Rex
 LT Inman, Jerry
 RT Costa, Dave
 RE Jackson, Rich
 LLB Cunningham, Carl
 MLB Huard, John
 MLB Duranko, Pete
 RLB Myrtle, Chip
 RLB Richter, Frank
 LC Sellers, Goldie
 RC Wilson, Nemiah
 FS Lentz, Jack
 SS Jaquess, Pete
 SS Cassese, Tom

1967 COACHES

Lou Saban (Head Coach), **Whitey Dovell** (Offensive Line), **Hunter Enis** (Offensive Backfield), **Stan Jones** (Defensive Line), **Dick MacPherson** (Linebackers), **Sam Rutigliano** (Wide Receivers).

1967 LEADERS / RANKINGS

AFL			
INDIVIDUAL	PLAYER	NO.	RANK
Points	Denson	.66	10
Rushing Yards	Little	.381	13
Passing Yards	Tensi	.1,915	8
Passer Rating	Tensi	.54.8	7
Receiving Yards	Denson	.899	6
Receptions	Crabtree/Denson	.46	8t
Interceptions	Sellers	.7	5t

AFL			
OFFENSE	NO.	RANK	AFL LEADER
Points Per Game	.18.3	7	Oakland .33.4
Total Yards Per Game	.210.5	9	New York Jets .368.0
Yards Per Play	.3.5	9	San Diego .5.8
Rushing Yards Per Game	.90.4	9	Houston .151.6
Net Passing Yards Per Game	.120.1	8	New York Jets .274.6

AFL			
DEFENSE	NO.	RANK	AFL LEADER
Points Per Game	.29.2	9	Houston .14.2
Total Yards Per Game	.371.5	9	Oakland .235.3
Yards Per Play	.5.6	8	Oakland .3.8
Rushing Yards Per Game	.148.3	8	Oakland .80.6
Net Passing Yards Per Game	.223.2	8	Buffalo .130.4

1967 KEY AWARDS

AFL All-Star Game (4): DT Dave Costa, WR Al Denson, C Larry Kaminski, CB Nemiah Wilson.

1967 AFL STANDINGS

AFL EAST

Team	W	L	T	Pct	PF	PA
y-Houston	9	4	1	.692	258	199
New York Jets	8	5	1	.615	371	329
Buffalo	4	10	0	.286	237	285
Miami	4	10	0	.286	219	407
Boston	3	10	1	.231	280	389

AFL WEST

Team	W	L	T	Pct	PF	PA
y-Oakland	13	1	0	.929	468	233
Kansas City	9	5	0	.643	408	254
San Diego	8	5	1	.615	360	352
Denver	3	11	0	.214	256	409

y – Division Title

AFL CHAMPIONSHIP

12/31 – at Oakland 40, Houston 7

1967 NFL STANDINGS

EAST-CAPITOL

Team	W	L	T	Pct	PF	PA
y-Dallas	9	5	0	.643	342	268
Philadelphia	6	7	1	.462	351	409
Washington	5	6	3	.455	347	353
New Orleans	3	11	0	.214	233	379

EAST-CENTURY

Team	W	L	T	Pct	PF	PA
y-Cleveland	9	5	0	.643	334	297
New York Giants	7	7	0	.500	369	379
St. Louis	6	7	1	.462	333	356
Pittsburgh	4	9	1	.308	281	320

WEST-CENTRAL

Team	W	L	T	Pct	PF	PA
y-Green Bay	9	4	1	.692	332	209
Chicago	7	6	1	.538	239	218
Detroit	5	7	2	.417	260	259
Minnesota	3	8	3	.273	233	294

WEST-COASTAL

Team	W	L	T	Pct	PF	PA
y-Los Angeles	11	1	2	.917	398	196
Baltimore	11	1	2	.917	394	198
San Francisco	7	7	0	.500	273	337
Atlanta	1	12	1	.077	175	422

y – Division Title

CONFERENCE CHAMPIONSHIPS

12/23 – at Green Bay 28, Los Angeles 7

12/24 – at Dallas 52, Cleveland 14

NFL CHAMPIONSHIP

12/31 – at Green Bay 21, Dallas 17

SUPER BOWL II (MIAMI)

1/14 – Green Bay (NFL) 33, Oakland (AFL) 14

1966 FINAL STATISTICS (4-10)

Head Coach: Mac Speedie (2) / Ray Malavasi (12) AFL West: 4th Home Stadium: Bears Stadium

Date	W-L	Score	Opponent	Attendance	RUSHING	No.	Yds.	Avg.	Long	TD
Sept 3	L	7-45	at Houston	30,156	Hayes	105	417	4.0	56	1
Sept 18	L	10-24	Boston	25,337	Haynes	129	304	2.4	20	2
Sept 25	L	7-16	New York Jets	29,878	Mitchell	70	199	2.8	21	0
Oct 2	W	40-38	Houston	27,203	Scarpitto	4	110	27.5	63	1
Oct 8	L	10-37	at Kansas City	33,929	Lester	34	84	2.5	10	0
Oct 16	L	7-24	at Miami	23,393	Choboian	21	45	2.1	12	2
Oct 23	L	10-56	Kansas City	26,196	Slaughter	1	10	10.0	10	0
Oct 30	L	17-24	at San Diego	25,819	Kellogg	6	3	0.5	5	0
Nov 6	W	17-10	at Boston	18,154	McCormick	4	2	0.5	3	0
Nov 20	L	3-17	Oakland	26,703	Glacken	2	-1	-0.5	5	0
Nov 27	W	20-17	San Diego	24,860	BRONCOS	376	1173	3.1	63	6
Dec 4	W	17-7	Miami	32,592	OPPONENTS	441	2029	4.6	61	17
Dec 11	L	10-28	at Oakland	31,765	RECEIVING	No.	Yds.	Avg.	Long	TD
Dec 18	L	21-38	at Buffalo	40,538	Haynes	46	480	10.4	52	1

TEAM STATISTICS

	Den	Opp
TOTAL FIRST DOWNS	171	251
Rushing	61	101
Passing	95	122
Penalty	14	28
TOTAL NET YARDS	3168	4544
Avg. Per Game	226.3	324.6
Total Plays	815	871
Avg. Per Play	3.9	5.2
NET YARDS RUSHING	1173	2029
Avg. Per Game	83.8	144.9
Total Rushes	376	441
Avg. Per Rush	3.1	4.6
NET YARDS PASSING	1995	2515
Avg. Per Game	142.5	179.6
Sacked/Yards Lost	37/356	33/304
Att./Completions	402/166	396/192
Completion Pct.	41.3	48.5
Had Intercepted	30	13
PUNTS/AVERAGE	77/45.2	60/42.7
Had Blocked	1	0
PUNT RETURNS	26/235	38/296
Avg. Per Return	9.0	7.8
KICKOFF RETURNS	58/1558	43/1000
Avg. Per Return	26.9	23.3
INTERCEPTIONS/RET.	13/109	30/545
PENALTIES/YARDS	66/773	75/571
FUMBLES/BALL LOST	36/17	35/18
TOUCHDOWNS	22	47
Rushing	6	17
Passing	12	26
Others	4	4
PAT (Kicking)	20/20	46/46
PAT (Passing)	1/2	1/1
PAT (Rushing)	0	0
FIELD GOALS	14/25	17/40

SCORING

	TD	Ru	Pa	Rt	PAT	FG	S	PTS
Kroner	0	0	0	0	20/20	14/25	0	62
Scarpitto	5	1	4	0	0/0	0/0	0	32
Haynes	3	2	1	0	0/0	0/0	0	18
Denson	3	0	3	0	0/0	0/0	0	18
Mitchell	2	0	2	0	0/0	0/0	0	12
Sellers	2	0	0	2	0/0	0/0	0	12
Choboian	2	2	0	0	0/0	0/0	0	12
Taylor	1	0	1	0	0/0	0/0	0	6
Hayes	1	1	0	0	0/0	0/0	0	6
Bramlett	1	0	0	1	0/0	0/0	0	6
Lester	1	0	1	0	0/0	0/0	0	6
Wilson	1	0	0	1	0/0	0/0	0	6
BRONCOS	22	6	12	4	20/20	14/25	0	196
OPPONENTS	47	17	26	4	46/46	17/40	0	381

	No.	Yds.	Avg.	Long	TD
Denson	36	725	20.1	65	3
Taylor	35	448	12.8	32	1
Scarpitto	21	335	16.0	62	4
Mitchell	14	239	17.1	79	2
Hayes	8	49	6.1	29	0
Lester	2	26	13.0	21	1
Crabtree	1	38	38.0	38	0
Franci	1	8	8.0	8	0
Kellogg	1	5	5.0	5	0
Wright	1	-2	-2.0	-2	0
BRONCOS	166	2351	14.2	79	12
OPPONENTS	192	2819	14.7	79	26

INTERCEPTIONS

	No.	Yds.	Avg.	Long	TD
Brown	3	37	12.3	31	0
Sellers	3	24	8.0	24	0
Matsos	2	10	5.0	5	0
Hopkins	2	9	4.5	9	0
Wright	1	15	15.0	15	0
Bramlett	1	12	12.0	12t	0
Wilson	1	2	2.0	2	0
BRONCOS	13	109	8.4	31	0
OPPONENTS	30	545	18.2	—	1

PUNTING

	No.	Yds.	Avg.	Long	B
Scarpitto	76	3480	45.8	70	1
BRONCOS	77	2878	45.2	70	1
OPPONENTS	60	2564	42.7	68	0

PUNT RETURNS

	No.	Yds.	Avg.	Long	TD
Haynes	10	119	11.9	42	0
Scott	7	56	8.0	21	0
Sellers	6	49	8.2	17	0
Wilson	2	10	5.0	10	0
Lester	1	1	1.0	1	0
BRONCOS	26	235	9.0	42	0
OPPONENTS	38	296	7.8	—	0

KICKOFF RETURNS

	No.	Yds.	Avg.	Long	TD
Sellers	19	541	28.5	100t	2
Wilson	10	309	30.9	100t	1
Scott	9	282	31.3	77	0
Haynes	9	229	25.4	43	0
Crabtree	5	129	25.8	32	0
Mitchell	3	55	18.3	26	0
Lester	1	11	11.0	11	0
Sturm	1	2	2.0	2	0
Inman	1	0	0.0	0	0
BRONCOS	58	1558	26.9	100t	3
OPPONENTS	43	1000	23.3	—	0

SACKS: Bramlett 9.5, LaRose 4.5, Keating 3.5, Leeztow 3, Jacobs 2, Hopkins 1.5, Jeter 1.5, Gonsoulin 1, Tarasovic 1, Cox 0.5, Team 5, **TOTAL 33.0**

PASSING

	Att.	Comp.	Yds.	Comp.%	Yd./Att.	TD	TD%	Int	Int%	LG	Rtg.
Choboian	163	82	1110	50.3	6.81	4	2.5	12	7.4	79	49.9
McCormick	193	68	993	35.2	5.15	6	3.1	15	7.8	64	30.9
Slaughter	25	7	124	28.0	4.96	1	4.0	0	0.0	67	61.1
Glacken	11	6	84	54.5	7.64	1	9.1	0	0.0	22	109.7
Rote	8	3	40	37.5	5.00	0	0.0	1	12.5	20	14.6
Haynes	2	0	0	0.0	0.00	0	0.0	2	100.0	0	0.0
BRONCOS	402	166	2351	41.3	5.85	12	3.0	30	7.5	79	39.7
OPPONENTS	396	192	2819	48.5	7.12	26	6.6	13	3.3	79	80.4

1966 PRIMARY STARTERS

OFFENSE

SE Taylor, Lionel
 LT Breitenstein, Bob
 LG Sturm, Jerry
 C Kubala, Ray
 C Kaminski, Larry
 RG Gonzaga, John
 RG Homan, Jon
 RT Burnet, Lee
 TE Denson, Al
 FL Scarpitto, Bob
 QB McCormick, John
 QB Choboian, Max
 HB Haynes, Abner
 HB Mitchell, Charlie
 FB Hayes, Wendell

DEFENSE

LE Leetzow, Max
 LE La Rose, Don
 LT Jacobs, Ray
 RT Cox, Larry
 RT Keating, Bill
 RE Young, Bob
 LLB Hopkins, Jerry
 LLB Jeter, Eugene
 MLB Matsos, Archie
 RLB Bramlett, John
 LC Brown, Willie
 LC Sellers, Goldie
 RC Wilson, Nemiah
 LS Wright, Lonnie
 RS Gonsoulin, Goose

1966 COACHES

Mac Speedie (Head Coach - First 2 Gms.), **Dale Dodrill** (Defensive Line), **Ray Malavasi** (Offensive Line / Head Coach - Final 12 Gms.), **Marv Matuszak** (Defensive Backfield), **Bus Mertes** (Offensive Backfield).

1966 LEADERS / RANKINGS

		AFL			
INDIVIDUAL	PLAYER	NO.	RANK	AFL LEADER	NO.
Points	Kroner	.62	12	Cappelletti (BOS)	119
Rushing Yards	Hayes	.417	11	Nance (BOS)	1,458
Passing Yards	Choboian	1,110	9	Namath (NYJ)	3,379
Passer Rating	Choboian	.49.9	9	Dawson (KC)	101.7
Receiving Yards	Denson	.725	9	Alworth (SD)	1,383
Receptions	Haynes	.46	11t	Alworth (SD)	.73
Interceptions	Brown/Sellers	.3	24t	Hunt/Robinson (KC)	10

		AFL			
OFFENSE	NO.	RANK	AFL LEADER	NO.	
Points Per Game	.14.0	9	Kansas City	32.0	
Total Yards Per Game	.226.3	9	Kansas City	365.3	
Yards Per Play	.3.9	9	Kansas City	.6.0	
Rushing Yards Per Game	.83.8	9	Kansas City	162.4	
Net Passing Yards Per Game	.142.5	9	New York Jets	247.4	

		AFL			
DEFENSE	NO.	RANK	AFL LEADER	NO.	
Points Per Game	.27.2	8	Buffalo	18.2	
Total Yards Per Game	.324.6	6	Oakland	279.3	
Yards Per Play	.5.2	7	Oakland	.4.6	
Rushing Yards Per Game	144.9	8	Buffalo	75.1	
Net Passing Yards Per Game	179.6	3	Oakland	151.3	

1966 KEY AWARDS

All-AFL (1): P Bob Scarpitto. **AFL All-Star Game (4):** LB John Bramlett, S Goose Gonsoulin, P Bob Scarpitto, G Jerry Sturm.

1966 AFL STANDINGS

AFL EAST

Team	W	L	T	Pct	PF	PA
y-Buffalo	9	4	1	.692	358	255
Boston	8	4	2	.667	315	283
New York Jets	6	6	2	.500	322	312
Houston	3	11	0	.214	335	396
Miami	3	11	0	.214	213	362

AFL WEST

Team	W	L	T	Pct	PF	PA
y-Kansas City	11	2	1	.846	448	276
Oakland	8	5	1	.615	315	288
San Diego	7	6	1	.538	335	284
Denver	4	10	0	.286	196	381

y – Division Title

AFL CHAMPIONSHIP

1/1 – Kansas City 31, at Buffalo 7

1966 NFL STANDINGS

NFL EAST

Team	W	L	T	Pct	PF	PA
y-Dallas	10	3	1	.769	445	239
Cleveland	9	5	0	.643	403	259
Philadelphia	9	5	0	.643	326	340
St. Louis	8	5	1	.615	264	265
Washington	7	7	0	.500	351	355
Pittsburgh	5	8	1	.385	316	347
Atlanta	3	11	0	.214	204	437
New York Giants	1	12	1	.077	263	501

NFL WEST

Team	W	L	T	Pct	PF	PA
y-Green Bay	12	2	0	.857	335	163
Baltimore	9	5	0	.643	314	226
Los Angeles	8	6	0	.571	289	212
San Francisco	6	6	2	.500	320	325
Chicago	5	7	2	.417	234	272
Detroit	4	9	1	.308	206	317
Minnesota	4	9	1	.308	292	304

y – Division Title

NFL CHAMPIONSHIP

1/1 – Green Bay 34, at Dallas 27

SUPER BOWL I (Los Angeles)

1/15 – Green Bay (NFL) 35, Kansas City (AFL) 10

1965 FINAL STATISTICS (4-10)

Head Coach: Mac Speedie AFL West: 4th Home Stadium: Bears Stadium

Date	W-L	Score	Opponent	Attendance	RUSHING	No.	Yds.	Avg.	Long	TD
Sept 11	L	31-34	at San Diego	27,022	Gilchrist	252	954	3.8	44	6
Sept 19	L	15-30	Buffalo	30,682	Hayes	130	526	4.1	43	5
Sept 24	W	27-10	at Boston	26,782	Haynes	41	166	4.1	47	3
Oct 3	W	16-13	New York Jets	34,988	Scarpitto	4	94	23.5	44	0
Oct 10	L	23-31	Kansas City	31,001	Slaughter	20	75	3.8	13	0
Oct 17	W	28-17	Houston	32,492	Barry	2	19	9.5	11	0
Oct 24	L	13-31	at Buffalo	45,046	Lee	2	1	0.5	2	0
Oct 31	L	10-45	at New York Jets	53,717	McCormick	1	-2	-2.0	-2	0
Nov 7	L	21-35	San Diego	33,073	Denson	1	-4	-4.0	-4	0
Nov 14	W	31-21	at Houston	28,126	BRONCOS	453	1829	4.0	47	14
Nov 21	L	20-28	Oakland	30,369	OPPONENTS	384	1337	3.5	41	24
Dec 5	L	13-24	at Oakland	19,023						
Dec 12	L	20-28	Boston	27,207	RECEIVING	No.	Yds.	Avg.	Long	TD
Dec 19	L	35-45	at Kansas City	14,421	Taylor	85	1131	13.3	63	6

TEAM STATISTICS

	Den	Opp
TOTAL FIRST DOWNS	255	244
Rushing	111	87
Passing	117	138
Penalty	27	19
TOTAL NET YARDS	4469	4297
Avg. Per Game	319.2	306.9
Total Plays	959	850
Avg. Per Play	4.7	5.1
NET YARDS RUSHING	1829	1337
Avg. Per Game	130.6	95.5
Total Rushes	453	384
Avg. Per Rush	4.0	3.5
NET YARDS PASSING	2640	2960
Avg. Per Game	188.6	211.4
Sacked/Yards Lost	24/208	26/305
Att./Completions	482/222	440/202
Completion Pct.	46.1	45.9
Had Intercepted	30	25
PUNTS/AVERAGE	68/42.3	73/45.8
PENALTIES/YARDS	69/750	86/836
FUMBLES/BALL LOST	29/16	27/14
TOUCHDOWNS	38	50
Rushing	14	24
Passing	18	23
Punt Returns	1	1
Pass Interceptions	3	2
Fumble Returns	2	0
Safety	0	0
PAT (Total)	34	50
Kicking	32/32	50/50
Running	1/2	0/0
Passing	1/4	0/0
FIELD GOALS	13/29	14/23

SCORING	TD	Ru	Pa	Rt	PAT	FG	S	PTS
Kroner	0	0	0	0	32/32	13/29	0	71
Hayes	7	5	2	0	0/0	0/0	0	44
Gilchrist	7	6	1	0	0/0	0/0	0	42
Haynes	6	3	2	1	0/0	0/0	0	36
Taylor	6	0	6	0	0/0	0/0	0	36
Scarpitto	5	0	5	0	0/0	0/0	0	30
Griffin	2	0	0	2	0/0	0/0	0	12
Bramlett	2	0	0	2	0/0	0/0	0	12
Dixon	2	0	2	0	0/0	0/0	0	12
Wilson	1	0	0	1	0/0	0/0	0	6
Gonsoulin	0	0	0	0	0/0	0/0	0	2
Slaughter	0	0	0	0	0/0	0/0	0	2
BRONCOS	38	14	18	6	32/32	13/29	0	303
OPPONENTS	50	24	23	3	50/50	14/23	0	392

RECEIVING	No.	Yds.	Avg.	Long	TD
Scarpitto	32	585	18.3	90t	5
Haynes	26	216	8.3	71	2
Dixon	25	354	14.2	59	2
Hayes	24	294	12.3	66	2
Gilchrist	18	154	8.6	29	1
Denson	9	102	11.3	20	0
Barry	2	11	5.5	9	0
McCullough	1	1	1.0	1	0
BRONCOS	222	2848	12.8	90t	18
OPPONENTS	202	3265	16.2	78	23

INTERCEPTIONS	No.	Yds.	Avg.	Long	TD
Gonsoulin	6	91	15.2	32	0
Griffin	4	109	27.3	44	1
Wilson	3	118	39.3	65	1
Cooke	3	36	12.0	28	0
Farr	2	22	11.0	17	0
Brown	2	18	9.0	18	0
McGeever	1	36	36.0	36	0
Bramlett	1	25	25.0	25t	1
Hopkins	1	7	7.0	7	0
Erlandson	1	3	3.0	3	0
Janerette	1	0	0.0	0	0
BRONCOS	25	465	18.6	65	3
OPPONENTS	30	426	14.2	—	2

PUNTING	No.	Yds.	Avg.	Long	B
Scarpitto	67	2833	42.3	67—	—
McCormick	1	45	45.0	45	—
BRONCOS	68	2878	42.3	67	0
OPPONENTS	73	3347	45.8	73	1

PUNT RETURNS	No.	Yds.	Avg.	Long	TD
Barry	21	210	10.0	38	0
Haynes	14	121	8.6	57t	1
Bussell	2	24	12.0	21	0
BRONCOS	37	355	9.6	57t	1
OPPONENTS	26	343	13.2	—	1

KICKOFF RETURNS	No.	Yds.	Avg.	Long	TD
Haynes	34	901	26.5	60	0
Barry	26	611	23.5	64	0
Bussell	5	103	20.6	32	0
Hayes	4	93	23.3	30	0
Carmichael	1	15	15.0	15	0
Dixon	1	8	8.0	8	0
BRONCOS	71	1731	24.4	64	0
OPPONENTS	58	1197	20.6	—	0

SACKS: Bramlett 6, Moore 3.5, Jacobs 3.5, Erlandson 3, Janerette 3, Leeztow 2, Brown 1, Cooke 1, Cummings 1, McGeever 1, Team 1, **TOTAL 26.0**

PASSING	Att.	Comp.	Yds.	Comp.%	Yd./Att.	TD	TD%	Int	Int%	LG	Rtg.
McCormick	253	103	1292	40.7	5.11	7	2.8	14	5.5	90t	43.5
Slaughter	147	75	864	51.0	5.88	6	4.1	12	8.2	51	48.7
Lee	80	44	692	55.0	8.65	5	6.3	3	3.8	66	89.2
Haynes	1	0	0	0.0	0.00	0	0.0	0	0.0	—	39.6
Hayes	1	0	0	0.0	0.00	0	0.0	1	100.0	—	0.0
BRONCOS	482	222	2848	46.1	5.91	18	3.7	30	6.2	90t	51.6
OPPONENTS	440	202	3265	45.9	7.42	23	5.2	25	5.7	78	65.0

1965 PRIMARY STARTERS

OFFENSE

SE Taylor, Lionel
LT Breitenstein, Bob
LG Sturm, Jerry
LG Nomina, Tom
C Kubala, Ray
RG McCullough, Bob
RT Danenhauer, Elden
TE Dixon, Hewritt
TE Denson, Al
FL Scarpitto, Bob
QB Slaughter, Mickey
QB McCormick, John
HB Haynes, Abner
HB Mitchell, Charlie
FB Gilchrist, Cookie
FB Hayes, Wendell

DEFENSE

LE Cooke, Ed
LT Jacobs, Ray
RT Janerette, Charlie
RE Leetzow, Max
RE Moore, Leroy
LLB Erlandson, Tom
MLB Hopkins, Jerry
MLB Cummings, Ed
RLB Bramlett, John
LC Brown, Willie
LC McMillan, Jim
RC McGeever, John
LS Farr, Miller
LS Griffin, John
RS Gonsoulin, Goose

1965 COACHES

Mac Speedie (Head Coach), **George Dickson** (Defensive Backfield), **Bus Mertes** (Offensive Backfield), **Red Miller** (Offensive Line), **Ray Malavasi** (Defensive Line).

1965 LEADERS / RANKINGS

INDIVIDUAL	PLAYER	NO.	AFL RANK	AFL LEADER	NO.
Points	Kroner	71	10	Cappelletti (BOS)	132
Rushing Yards	Gilchrist	954	2	Lowe (SD)	1,121
Passing Yards	McCormick	1,292	8	Hadl (SD)	2,798
Passer Rating	McCormick	43.5	9	Dawson (KC)	81.3
Receiving Yards	Taylor	1,131	3	Alworth (SD)	1,602
Receptions	Taylor	85	1	Taylor (DEN)	85
Interceptions	Gonsoulin	6	6t	Hicks (HOU)	9

OFFENSE	NO.	AFL RANK	AFL LEADER	NO.
Points Per Game	21.6	4	San Diego	24.3
Total Yards Per Game	319.2	2	San Diego	364.4
Yards Per Play	4.7	4	Kansas City	5.1
Rushing Yards Per Game	130.6	2	San Diego	142.7
Net Passing Yards Per Game	188.6	3	San Diego	221.6

DEFENSE	NO.	AFL RANK	AFL LEADER	NO.
Points Per Game	28.0	7	Buffalo	16.1
Total Yards Per Game	306.9	7	San Diego	233.0
Yards Per Play	5.1	7	San Diego	4.0
Rushing Yards Per Game	95.5	3	San Diego	78.1
Net Passing Yards Per Game	211.4	7	San Diego	154.9

1965 KEY AWARDS

All-AFL (3): T Eldon Danenhauer, FB Cookie Gilchrist, WR Lionel Taylor.
AFL All-Star Game (2): T Eldon Danenhauer, FB Cookie Gilchrist.

1965 AFL STANDINGS

AFL EAST

Team	W	L	T	Pct	PF	PA
y-Buffalo	10	3	1	.769	313	226
New York Jets	5	8	1	.385	285	303
Boston	4	8	2	.333	244	302
Houston	4	10	0	.286	298	429

AFL WEST

Team	W	L	T	Pct	PF	PA
y-San Diego	9	2	3	.818	340	227
Oakland	8	5	1	.615	298	239
Kansas City	7	5	2	.583	322	285
Denver	4	10	0	.286	303	392

y – Division Title

AFL CHAMPIONSHIP

12/26 – Buffalo 23, at San Diego 0

1965 NFL STANDINGS

NFL EAST

Team	W	L	T	Pct	PF	PA
y-Cleveland	11	3	0	.786	363	325
Dallas	7	7	0	.500	325	280
New York Giants	7	7	0	.500	270	338
Washington	6	8	0	.429	257	301
Philadelphia	5	9	0	.357	363	359
St. Louis	5	9	0	.357	296	309
Pittsburgh	2	12	0	.143	202	397

NFL WEST

Team	W	L	T	Pct	PF	PA
x-Baltimore	10	3	1	.769	389	284
x-Green Bay	10	3	1	.769	316	224
Chicago	9	5	0	.643	409	275
San Francisco	7	6	1	.538	421	402
Minnesota	7	7	0	.500	383	403
Detroit	6	7	1	.462	257	295
Los Angeles	4	10	0	.286	269	328

x – Made Playoffs; y – Division Title

WESTERN CONFERENCE PLAYOFF GAME

12/26 – at Green Bay 13, Baltimore 10 (OT)

NFL CHAMPIONSHIP

1/2 – at Green Bay 23, Cleveland 12

1964 FINAL STATISTICS (2-11-1)

Head Coach: Jack Faulkner (4) / Mac Speedie (10) AFL West: 4th Home Stadium: Bears Stadium

Date	W-L	Score	Opponent	Attendance	RUSHING	No.	Yds.	Avg.	Long	TD	
Sept 12	L	6-30	at New York Jets	45,665	Mitchell	177	590	3.3	33	5	
Sept 20	L	13-30	at Buffalo	28,501	Joe	112	415	3.7	51	2	
Sept 27	L	17-38	Houston	22,651	Lee	42	163	3.8	16	3	
Oct 4	L	10-39	Boston	15,485	Slaughter	20	54	2.7	18	0	
Oct 11	W	33-27	Kansas City	16,285	Mingo	6	26	4.3	9	0	
Oct 18	L	14-42	at San Diego	23,332	Stone	12	26	2.2	5	0	
Oct 25	L	7-40	at Oakland	17,858	Dixon	18	25	1.4	17	0	
Nov 1	L	39-49	at Kansas City	15,053	Barry	3	7	2.3	11	0	
Nov 8	L	20-31	San Diego	19,670	Scarpitto	1	5	5.0	5	0	
Nov 15	W	20-16	New York Jets	11,309	BRONCOS	391	1311	3.4	51	10	
Nov 20	L	7-12	at Boston	24,979	OPPONENTS	424	2064	4.9	58	21	
Nov 29	T	20-20	Oakland	15,958							
Dec 13	L	19-30	Buffalo	14,431	RECEIVING	No.	Yds.	Avg.	Long	TD	
Dec 20	L	15-34	at Houston	15,839	Taylor	76	873	11.5	57	7	
TEAM STATISTICS					Dixon	38	585	15.4	62	1	
					Scarpitto	35	375	10.7	37	4	
TOTAL FIRST DOWNS				207	271	Mitchell	33	225	6.8	58	1
Rushing				78	100	Denson	25	383	15.3	82t	1
Passing				116	148	Joe	12	16	1.3	15	0
Penalty				13	23	Stone	4	38	9.5	16	0
TOTAL NET YARDS				3332	4970	Barry	4	31	7.8	13	0
Avg. Per Game				238.0	355.0	Mingo	3	15	5.0	8	0
Total Plays				908	908	BRONCOS	230	2541	11.0	82t	14
Avg. Per Play				3.7	5.5	OPPONENTS	215	3353	15.6	66	29
NET YARDS RUSHING				1311	2064						
Avg. Per Game				93.6	147.4	INTERCEPTIONS	No.	Yds.	Avg.	Long	TD
Total Rushes				391	424	Brown	9	140	15.6	45	0
Avg. Per Rush				3.4	4.9	Gonsoulin	7	125	17.9	36	0
NET YARDS PASSING				2021	2906	McGeever	6	60	10.0	19	0
Avg. Per Game				144.4	207.6	Matuszak	2	16	8.0	8	0
Sacked/Yards Lost				61/520	44/447	Hopkins	2	11	5.5	9	0
Att./Completions				456/230	440/215	Moore	1	70	70.0	70	0
Completion Pct.				50.4	48.9	Janik	1	22	22.0	22t	1
Had Intercepted				32	32	Wright	1	11	11.0	11	0
PUNTS/AVERAGE				83/43.4	59/41.4	McMillin	1	3	3.0	3	0
PENALTIES/YARDS				76/774	63/573	Fraser	1	1	1.0	1	0
FUMBLES/BALL LOST				27/8	40/21	West	1	0	0.0	0	0
TOUCHDOWNS				28	52	BRONCOS	32	459	14.3	70	1
Rushing				10	21	OPPONENTS	32	441	13.8	—	1
Passing				14	29						
Punt Returns				1	1	PUNTING	No.	Yds.	Avg.	Long	B
Pass Interceptions				1	1	Fraser	72	3225	44.7	67	—
Fumble Returns				2	0	Janik	10	374	37.4	49	—
Safety				1	4	BRONCOS	83	3559	43.4	67	1
PAT (Total)				25	52	OPPONENTS	59	2441	41.4	71	0
Kicking				22/25	52/52						
Running				1	0	PUNT RETURNS	No.	Yds.	Avg.	Long	TD
Passing				2	0	Barry	16	149	9.3	52t	1
FIELD GOALS				14/34	22/25	Mitchell	9	110	12.2	54	0
SCORING					BRONCOS	25	259	10.4	54	1	
					OPPONENTS	40	526	13.2	—	1	
Taylor	7	0	7	0	0/0	0/0	0	42			
Mingo	0	0	0	0	9/10	8/12	0	33			
Mitchell	6	5	1	0	0/0	0/0	0	36			
Guesman	0	0	0	0	13/15	6/22	0	31			
Scarpitto	4	0	4	0	0/0	0/0	0	24			
Lee	3	3	0	0	0/0	0/0	0	18			
Joe	2	2	0	0	0/0	0/0	0	14			
Denson	1	0	1	0	0/0	0/0	0	8			
Dixon	1	0	1	0	0/0	0/0	0	6			
Barry	1	0	0	1	0/0	0/0	0	6			
Cooke	1	0	0	1	0/0	0/0	0	6			
Janik	1	0	0	1	0/0	0/0	0	6			
McMillin	1	0	0	1	0/0	0/0	0	6			
Slaughter	0	0	0	0	0/0	0/0	0	2			
TEAM	0	0	0	0	0/0	0/0	1	2			
BRONCOS	28	10	14	4	22/25	14/34	1	240			
OPPONENTS	52	21	29	2	52/52	22/25	4	438			
PASSING		Att.		Comp.		Yds.		Comp.%	Yd./Att.	TD	
Lee		265		133		1611		50.2	6.08	11	
Slaughter		189		97		930		51.3	4.92	3	
Mitchell		1		0		0		0.0	0.00	0	
Taylor		1		0		0		0.0	0.00	0	
BRONCOS		456		230		2541		50.4	5.57	14	
OPPONENTS		440		215		3353		48.9	7.62	29	
PASSING											
Lee		265		133		1611		50.2	6.08	11	
Slaughter		189		97		930		51.3	4.92	3	
Mitchell		1		0		0		0.0	0.00	0	
Taylor		1		0		0		0.0	0.00	0	
BRONCOS		456		230		2541		50.4	5.57	14	
OPPONENTS		440		215		3353		48.9	7.62	29	
PASSING											
Lee		265		133		1611		50.2	6.08	11	
Slaughter		189		97		930		51.3	4.92	3	
Mitchell		1		0		0		0.0	0.00	0	
Taylor		1		0		0		0.0	0.00	0	
BRONCOS		456		230		2541		50.4	5.57	14	
OPPONENTS		440		215		3353		48.9	7.62	29	
PASSING											
Lee		265		133		1611		50.2	6.08	11	
Slaughter		189		97		930		51.3	4.92	3	
Mitchell		1		0		0		0.0	0.00	0	
Taylor		1		0		0		0.0	0.00	0	
BRONCOS		456		230		2541		50.4	5.57	14	
OPPONENTS		440		215		3353		48.9	7.62	29	
PASSING											
Lee		265		133		1611		50.2	6.08	11	
Slaughter		189		97		930		51.3	4.92	3	
Mitchell		1		0		0		0.0	0.00	0	
Taylor		1		0		0		0.0	0.00	0	
BRONCOS		456		230		2541		50.4	5.57	14	
OPPONENTS		440		215		3353		48.9	7.62	29	
PASSING											
Lee		265		133		1611		50.2	6.08	11	
Slaughter		189		97		930		51.3	4.92	3	
Mitchell		1		0		0		0.0	0.00	0	
Taylor		1		0		0		0.0	0.00	0	
BRONCOS		456		230		2541		50.4	5.57	14	
OPPONENTS		440		215		3353		48.9	7.62	29	
PASSING											
Lee		265		133		1611		50.2	6.08	11	
Slaughter		189		97		930		51.3	4.92	3	
Mitchell		1		0		0		0.0	0.00	0	
Taylor		1		0		0		0.0	0.00	0	
BRONCOS		456		230		2541		50.4	5.57	14	
OPPONENTS		440		215		3353		48.9	7.62	29	
PASSING											
Lee		265		133		1611		50.2	6.08	11	
Slaughter		189		97		930		51.3	4.92	3	
Mitchell		1		0		0		0.0	0.00	0	
Taylor		1		0		0		0.0	0.00	0	
BRONCOS		456		230		2541		50.4	5.57	14	
OPPONENTS		440		215		3353		48.9	7.62	29	
PASSING											
Lee		265		133		1611		50.2	6.08	11	
Slaughter		189		97		930		51.3	4.92	3	
Mitchell		1		0		0		0.0	0.00	0	
Taylor		1		0		0		0.0	0.00	0	
BRONCOS		456		230		2541		50.4	5.57	14	
OPPONENTS		440		215		3353		48.9	7.62	29	
PASSING											
Lee		265		133		1611		50.2	6.08	11	
Slaughter		189		97		930		51.3	4.92	3	
Mitchell		1		0		0		0.0	0.00	0	
Taylor		1		0		0		0.0	0.00	0	
BRONCOS		456		230		2541		50.4	5.57	14	
OPPONENTS		440		215		3353		48.9	7.62	29	
PASSING											
Lee		265		133		1611		50.2	6.08	11	
Slaughter		189		97		930		51.3	4.92	3	
Mitchell		1		0		0		0.0	0.00	0	
Taylor		1		0		0		0.0	0.00	0	
BRONCOS		456		230		2541		50.4	5.57	14	
OPPONENTS		440		215		3353		48.9	7.62	29	
PASSING											
Lee		265		133		1611		50.2	6.08	11	
Slaughter		189		97		930		51.3	4.92	3	
Mitchell		1		0		0		0.0	0.00	0	
Taylor		1		0		0		0.0	0.00	0	
BRONCOS		456		230		2541		50.4	5.57	14	
OPPONENTS		440		215		3353		48.9	7.62	29	
PASSING											
Lee		265		133		1611		50.2	6.08	11	
Slaughter		189		97		930		51.3	4.92	3	
Mitchell		1		0		0		0.0	0.00	0	
Taylor		1		0		0		0.0	0.00	0	
BRONCOS		456		230		2541		50.4	5.57	14	
OPPONENTS		440		215		3353		48.9	7.62	29	
PASSING											
Lee		265		133		1611		50.2	6.08	11	
Slaughter		189		97		930		51.3	4.92	3	
Mitchell		1		0		0		0.0	0.00	0	
Taylor		1		0		0		0.0	0.00	0	
BRONCOS		456		230		2541		50.4	5.57	14	
OPPONENTS		440		215		3353		48.9	7.62	29	
PASSING											
Lee		265		133		1611		50.2	6.08	11	
Slaughter		189		97		930					

1964 PRIMARY STARTERS

OFFENSE

SE Taylor, Lionel
 LT Olson, Harold
 LG Perkins, Jim
 LG Nomina, Tom
 C Sturm, Jerry
 RG McCullough, Bob
 RT Danenhauer, Eldon
 TE Dixon, Hewritt
 FL Scarpitto, Bob
 FL Denson, Al
 QB Lee, Jacky
 QB Slaughter, Mickey
 HB Mitchell, Charley
 HB Haynes, Abner
 FB Joe, Billy

DEFENSE

LE Jacobs, Ray
 LT Guesman, Dick
 RT Janerette, Charlie
 RE Cooke, Ed
 RE Moore, Leroy
 LLB Hopkins, Jerry
 LLB Erlandson, Tom
 MLB Matuszak, Marv
 RLB Fraser, Jim
 LC Brown, Willie
 RC West, Willie
 RC Griffin, John
 LS McGeever, John
 RS Gonsoulin, Goose

1964 KEY AWARDS

All-AFL (1): CB Willie Brown. **AFL All-Star Game (4):** CB Willie Brown, LB Jim Fraser, S Goose Gonsoulin, C Jerry Sturm.

1964 AFL STANDINGS

AFL EAST

Team	W	L	T	Pct	PF	PA
y-Buffalo	12	2	0	.857	400	242
Boston	10	3	1	.769	365	297
New York Jets	5	8	1	.385	278	315
Houston	4	10	0	.286	310	355

AFL WEST

Team	W	L	T	Pct	PF	PA
y-San Diego	8	5	1	.615	341	300
Kansas City	7	7	0	.500	366	306
Oakland	5	7	2	.417	303	350
Denver	2	11	1	.154	240	438

y – Division Title

AFL CHAMPIONSHIP

12/26 – at Buffalo 20, San Diego 7

1964 COACHES

Jack Faulkner (Head Coach - First 4 Gms.), **George Dickson** (Defensive Backfield), **Ray Malavasi** (Defensive Line), **Bill Meek** (Offensive Backfield), **Red Miller** (Offensive Line), **Mac Speedie** (Offensive End / Head Coach - Final 10 Gms.).

1964 LEADERS / RANKINGS

INDIVIDUAL	PLAYER	NO.	AFL RANK	AFL LEADER	NO.
Points	Taylor	42	20t	Cappelletti (BOS)	155
Rushing Yards	Mitchell	590	7	Gilchrist (BUF)	981
Passing Yards	Lee	1,611	8	Parilli (BOS)	3,465
Passer Rating	Lee	51.6	8	Dawson (KC)	89.9
Receiving Yards	Taylor	873	8	Hennigan (HOU)	1,546
Receptions	Taylor	76	2t	Hennigan (HOU)	101
Interceptions	Brown	9	3	Paulson (NYJ)	12

OFFENSE	NO.	AFL RANK	AFL LEADER	NO.
Points Per Game	17.1	8	Buffalo	28.6
Total Yards Per Game	238.0	8	Buffalo	371.9
Yards Per Play	3.7	8	Buffalo	5.6
Rushing Yards Per Game	93.6	8	Buffalo	145.7
Net Passing Yards Per Game	144.4	8	Houston	251.9

DEFENSE	NO.	AFL RANK	AFL LEADER	NO.
Points Per Game	31.3	8	Buffalo	17.3
Total Yards Per Game	355.0	7	Buffalo	277.0
Yards Per Play	5.5	7	San Diego	4.4
Rushing Yards Per Game	147.4	8	Buffalo	65.2
Net Passing Yards Per Game	207.6	3	San Diego	179.9

1964 NFL STANDINGS

NFL EAST

Team	W	L	T	Pct	PF	PA
y-Cleveland	10	3	1	.769	415	293
St. Louis	9	3	2	.750	357	331
Philadelphia	6	8	0	.429	312	313
Washington	6	8	0	.429	307	305
Dallas	5	8	1	.385	250	289
Pittsburgh	5	9	0	.357	253	315
New York Giants	2	10	2	.167	241	399

NFL WEST

Team	W	L	T	Pct	PF	PA
y-Baltimore	12	2	0	.857	428	225
Green Bay	8	5	1	.615	342	245
Minnesota	8	5	1	.615	355	296
Detroit	7	5	2	.583	280	260
Los Angeles	5	7	2	.417	283	339
Chicago	5	9	0	.357	260	379
San Francisco	4	10	0	.286	236	330

y – Division Title

NFL CHAMPIONSHIP

12/27 – at Cleveland 27, Baltimore 0

1963 FINAL STATISTICS (2-11-1)

Head Coach: Jack Faulkner AFL West: 4th Home Stadium: Bears Stadium

Date	W-L	Score	Opponent	Attendance	RUSHING	No.	Yds.	Avg.	Long	TD
Sept 7	L	7-59	Kansas City	21,115	Joe	154	649	4.2	68	4
Sept 14	L	14-20	at Houston	23,147	Stone	96	382	4.0	39	2
Sept 29	W	14-10	Boston	18,636	Slaughter	32	124	3.9	19	1
Oct 6	W	50-34	San Diego	18,428	Dixon	23	105	4.6	18	2
Oct 13	L	24-33	Houston	24,087	Mingo	24	90	3.8	17	0
Oct 18	L	21-40	at Boston	25,418	Breaux	10	51	5.1	15	0
Oct 26	T	35-35	at New York Jets	20,377	Mitchell	23	45	2.0	7	0
Nov 3	L	28-30	Buffalo	19,424	Dickinson	5	31	6.2	13	0
Nov 9	L	17-27	at Buffalo	30,989	Gaiters	9	20	2.2	8	0
Nov 17	L	9-14	New York Jets	14,247	Walker	2	14	7.0	9	0
Nov 28	L	10-26	Oakland	14,763	Barnes	0	2	—	2	0
Dec 8	L	21-52	at Kansas City	17,443	McCormick	3	-5	-1.7	-2	0
Dec 15	L	31-35	at Oakland	15,223	TEAM	3	0	0.0	0	0
Dec 22	L	20-58	at San Diego	31,312	BRONCOS	384	1508	3.9	68	9
					OPPONENTS	420	1687	4.0	—	15

TEAM STATISTICS				Den	Opp	RECEIVING	No.	Yds.	Avg.	Long	TD
TOTAL FIRST DOWNS				230	254	Taylor	78	1101	14.1	72	10
Rushing				84	92	Prebola	30	471	15.7	57	2
Passing				133	145	Groman	27	437	16.2	74	3
Penalty				13	17	Stone	22	208	9.4	55	2
TOTAL NET YARDS				3995	5081	Scarpitto	21	463	22.0	66	5
Avg. Per Game				285.4	362.9	Joe	15	90	6.0	34	1
NET YARDS RUSHING				1508	1687	Dixon	10	130	13.0	30	0
Avg. Per Game				107.7	120.5	Mitchell	8	71	8.8	20	0
Total Rushes				384	420	Mingo	3	11	3.7	27	0
Avg. Per Rush				3.9	4.0	Gaiters	1	74	74.0	74t	1
NET YARDS PASSING				2487	3394	Dickinson	1	9	9.0	9	0
Avg. Per Game				177.6	242.4	Rychlec	1	7	7.0	7	0
Sacked/Yards Lost				63/590	19/178	BRONCOS	217	3072	14.2	74t	24
Att./Completions				453/217	408/204	OPPONENTS	204	3572	17.5	—	40
Completion Pct.				47.9	50.0	INTERCEPTIONS					
Had Intercepted				28	15	Gonsoulin	6	64	10.6	42t	1
PUNTS/AVERAGE				81/44.4	61/43.7	Janik	2	32	16.0	31	0
PENALTIES/YARDS				65/548	61/516	McDaniel	2	12	6.0	10	0
FUMBLES/BALL LOST				34/15	33/20	Zeman	1	23	23.0	23	0
TOUCHDOWNS				36	61	Hopkins	1	21	21.0	21	0
Rushing				9	15	Brown	1	0	0.0	0	0
Passing				24	40	Holz	1	0	0.0	0	0
Kickoff Returns				1	1	Mitchell	1	0	0.0	0	0
Pass Interceptions				1	2	McGeever	0	*18	—	18	0
Fumble Returns				1	3	BRONCOS	15	170	11.3	42t	1
Safety				0	2	OPPONENTS	28	—	—	—	2
PAT (Total)				36	57	<i>*return yardage gained by lateral</i>					
Kicking				35	55	PUNTING	No.	Yds.	Avg.	Long	B
Running				0	0	Fraser	78	3595	46.1	66	—
Passing				1	2	BRONCOS	81	3595	44.3	66	3
FIELD GOALS				16/30	15/32	OPPONENTS	61	2664	43.7	—	—

Score By Periods	1	2	3	4	OT	Total	PUNT RETURNS	No.	Yds.	Avg.	Long	TD
BRONCOS	40	96	64	101	—	301	Mitchell	12	141	11.7	28	0
OPPONENTS	121	113	127	112	—	473	Mingo	7	85	12.1	45	0

SCORING	TD	Ru	Pa	Rt	PAT	FG	S	PTS				
Mingo	0	0	0	0	35/35	16/30	0	83				
Taylor	10	0	10	0	0/0	0/0	0	60				
Joe	5	4	1	0	0/0	0/0	0	30				
Scarpitto	5	0	5	0	0/0	0/0	0	30				
Stone	4	2	2	0	0/0	0/0	0	24				
Groman	3	0	3	0	0/0	0/0	0	18				
Prebola	2	0	2	0	0/0	0/0	0	14				
Dixon	2	2	0	0	0/0	0/0	0	12				
Gonsoulin	1	0	0	1	0/0	0/0	0	6				
Mitchell	1	0	0	1	0/0	0/0	0	6				
McFadin	1	0	0	1	0/0	0/0	0	6				
Slaughter	1	1	0	0	0/0	0/0	0	6				
Gaiters	1	0	1	0	0/0	0/0	0	6				
BRONCOS	36	9	24	3	35/35	16/30	0	301				
OPPONENTS	61	15	40	6	55/56	15/32	2	473				

KICKOFF RETURNS	No.	Yds.	Avg.	Long	TD
Mitchell	37	954	25.7	90t	1
Gaiters	11	225	20.4	29	0
Dixon	9	195	21.6	37	0
Frazier	7	185	23.6	49	0
Mingo	7	151	21.6	31	0
Brown	3	70	23.3	54	0
Olson	2	0	0.0	0	0
Scarpitto	1	8	8.0	8	0
Groman	0	*9	—	9	0
Gonsoulin	0	*4	—	4	0
BRONCOS	78	1801	23.1	90t	1
OPPONENTS	51	1310	25.7	—	1

**return yardage gained by lateral*
SACKS: Gavin 4.5, McFadin 3.5, Lassiter 2.5, Peters 2, Nery 1.5, Fraser 1.5, Erlandson 1, McDaniel 1, Holz 0.5, Team 1, **TOTAL 19.0**

PASSING	Att.	Comp.	Yds.	Comp. %	Yd./Att.	TD	TD%	Int	Int%	LG	Rtg.
Slaughter	223	112	1689	50.2	7.57	13	5.8	15	6.7	74	66.9
Breaux	138	70	935	50.7	6.78	7	5.1	6	4.3	71	71.4
McCormick	72	28	417	38.9	5.79	4	5.6	3	4.2	72	59.8
Tripucka	15	7	31	46.7	2.07	0	0.0	5	33.3	14	13.9
Stone	3	0	0	0.0	0.00	0	0.0	0	0.0	—	39.6
Taylor	1	0	0	0.0	0.00	0	0.0	0	0.0	—	39.6
Mingo	1	0	0	0.0	0.00	0	0.0	0	0.0	—	39.6
BRONCOS	453	217	3072	47.9	6.78	24	5.3	29	6.4	74	61.2
OPPONENTS	408	204	3572	50.0	8.75	40	9.8	15	3.7	—	97.6

1963 PRIMARY STARTERS

OFFENSE

SE Taylor, Lionel
 LT Olson, Harold
 LT Perkins, Jim
 LG McCullough, Bob
 C Sturm, Jerry
 RG Barnes, Ernie
 RT Danenhauer, Eldon
 TE Prebola, Gene
 FL Scarpitto, Bob
 FL Groman, Bill
 QB Slaughter, Mickey
 QB Breaux, Don
 HB Stone, Don
 HB Dixon, Hewritt
 FB Joe, Billy

DEFENSE

LE Jacobs, Ray
 LE Nery, Ron
 LT McFadin, Bud
 RT Holz, Gordy
 RE Gavin, Chuck
 LLB Nocera, John
 LLB Erlandson, Tom
 MLB McDaniel, Wahoo
 RLB Fraser, Jim
 LC McGeever, John
 LC Brown, Willie
 RC Mitchell, Charlie
 LS Zeman, Bob
 RS Gonsoulin, Goose

1963 COACHES

Jack Faulkner (Head Coach), **Dale Dodrill** (Defensive Line), **Ed Hughes** (Defensive Backfield), **Red Miller** (Offensive Line), **Mac Speedie** (Offensive End).

1963 LEADERS / RANKINGS

		AFL			
INDIVIDUAL	PLAYER	NO.	RANK	AFL LEADER	NO.
Points	Mingo	.83	5	Cappelletti (BOS)	.113
Rushing Yards	Joe	.646	7	Daniels (OAK)	.1,099
Passing Yards	Slaughter	.1,689	8	Blanda (HOU)	.3,003
Passer Rating	Slaughter	.66.9	5	Rote (SD)	.86.7
Receiving Yards	Taylor	.1,101	3	Powell (OAK)	.1,304
Receptions	Taylor	.78	1	Taylor (DEN)	.78
Interceptions	Gonsoulin	.6	6t	Glick (HOU)	.12

		AFL			
OFFENSE	NO.	RANK	AFL LEADER	NO.	
Points Per Game	.21.5	7	San Diego	.28.5	
Total Yards Per Game	.285.4	7	San Diego	.367.6	
Rushing Yards Per Game	.107.7	6	San Diego	.157.4	
Net Passing Yards Per Game	.177.6	8	Houston	.229.3	

		AFL			
DEFENSE	NO.	RANK	AFL LEADER	NO.	
Points Per Game	.33.8	8	San Diego	.18.2	
Total Yards Per Game	.362.9	7	Boston	.265.4	
Rushing Yards Per Game	.120.5	6	Boston	.79.1	
Net Passing Yards Per Game	.242.4	8	San Diego	.180.1	

1963 KEY AWARDS

All-AFL (1): S Goose Gonsoulin. **AFL All-Star Game (2):** S Goose Gonsoulin, DT Bud McFadin. **AFL Rookie of the Year (*The Sporting News*):** FB Billy Joe.

1963 AFL STANDINGS

AFL EAST

Team	W	L	T	Pct	Pf	PA
x-Boston	7	6	1	.538	327	257
x-Buffalo	7	6	1	.538	304	291
Houston	6	8	0	.429	302	372
New York Jets	5	8	1	.385	249	399

AFL WEST

Team	W	L	T	Pct	Pf	PA
y-San Diego	11	3	0	.786	399	255
Oakland	10	4	0	.714	363	282
Kansas City	5	7	2	.417	347	263
Denver	2	11	1	.154	301	473

x – Made Playoffs; y – Division Title

EASTERN DIVISION PLAYOFF GAME

12/28 – Boston 26, at Buffalo 8

AFL CHAMPIONSHIP

1/5 – at San Diego 51, Boston 10

1963 NFL STANDINGS

NFL EAST

Team	W	L	T	Pct	Pf	PA
y-New York Giants	11	3	0	.786	448	280
Cleveland	10	4	0	.714	343	262
St. Louis	9	5	0	.643	341	283
Pittsburgh	7	4	3	.636	321	295
Dallas	4	10	0	.286	305	378
Washington	3	11	0	.214	279	398
Philadelphia	2	10	2	.167	242	381

NFL WEST

Team	W	L	T	Pct	Pf	PA
y-Chicago	11	1	2	.917	301	144
Green Bay	11	2	1	.846	369	206
Baltimore	8	6	0	.571	316	285
Detroit	5	8	1	.385	326	265
Minnesota	5	8	1	.385	309	390
Los Angeles	5	9	0	.357	210	350
San Francisco	2	12	0	.143	198	391

y – Division Title

NFL CHAMPIONSHIP

12/29 – at Chicago 14, New York Giants 10

1962 PRIMARY STARTERS

OFFENSE

LE Taylor, Lionel
 LT Sturmn, Jerry
 LT Perkins, Jim
 LG Adamson, Ken
 C Barton, Jim
 RG McCullough, Bob
 RT Danenhauer, Eldon
 TE Prebola, Gene
 FL Scarpitto, Bob
 FL Frazier, Al
 QB Tripucka, Frank
 QB Shaw, George
 HB Stone, Don
 HB Mingo, Gene
 FB Dickinson, Bo

DEFENSE

DE Gavin, Chuck
 DT McFadin, Bud
 DT Lassiter, Ike
 DT Holz, Gordon
 DT Cash, John
 LLB Fraser, Jim
 MLB McDaniel, Wahoo
 LLB RoehneIt, Bill
 LLB Stallcup, Jerry
 LCB McGeever, John
 RCB McMillin, Jim
 LS Zeman, Bob
 RS Gonsoulin, Goose

1962 COACHES

Jack Faulkner (Head Coach), **Dale Dodrill** (Defensive Line), **Gary Glick** (Defensive Backfield), **Jim Martin** (Offensive Line), **Mac Speedie** (Offensive End).

1962 LEADERS / RANKINGS

INDIVIDUAL	PLAYER	NO.	AFL	
			RANK	AFL LEADERNO.
Points	Mingo	137	1	Mingo (DEN)137
Rushing Yards	Stone	360	15	Gilchrist (BUF)1,096
Passing Yards	Tripucka	2,917	1	Tripucka (DEN)2,917
Passer Rating	Tripucka	64.4	3	Dawson (DLT)98.3
Receiving Yards	Taylor	908	3	Powell (NYT)1,130
Receptions	Taylor	77	1	Taylor (DEN)77
Interceptions	Gonsoulin	7	7t	Riley (NYT)11

OFFENSENO.	AFL		AFL LEADERNO.
	RANK		
Points Per Game	25.2	3	Dallas Texans27.8
Total Yards Per Game	335.9	4	Houston355.1
Rushing Yards Per Game	92.7	7	Buffalo177.1
Net Passing Yards Per Game	243.1	1	Denver243.1

DEFENSENO.	AFL		AFL LEADERNO.
	RANK		
Points Per Game	23.9	5	Dallas Texans16.6
Total Yards Per Game	324.1	6	Dallas Texans282.2
Rushing Yards Per Game	133.4	5	Dallas Texans89.3
Net Passing Yards Per Game	190.7	5	Oakland164.7

1962 KEY AWARDS

All-AFL (4): T Eldon Danenhauer, S Goose Gonsoulin, DT Bud McFadin, S Bob Zeman. **AFL All-Star Game (8):** T Eldon Danenhauer, LB Jim Fraser, S Goose Gonsoulin, DT Bud McFadin, HB Gene Mingo, WR Lionel Taylor, QB Frank Tripucka, S Bob Zeman. **AP AFL Coach of the Year:** Jack Faulkner.

1962 AFL STANDINGS

AFL EAST

Team	W	L	T	Pct	PF	PA
y-Houston	11	3	0	.786	387	270
Boston	9	4	1	.692	346	295
Buffalo	7	6	1	.538	309	272
New York Titans	5	9	0	.357	278	423

AFL WEST

Team	W	L	T	Pct	PF	PA
y-Dallas Texans	11	3	0	.786	389	233
Denver	7	7	0	.500	353	334
San Diego	4	10	0	.286	314	392
Oakland	1	13	0	.071	213	370

y – Division Title

AFL CHAMPIONSHIP

12/23 – Dallas Texans 20, at Houston 17 (20T)

1962 NFL STANDINGS

NFL EAST

Team	W	L	T	Pct	PF	PA
y-New York Giants	12	2	0	.857	398	283
Pittsburgh	9	5	0	.643	312	363
Cleveland	7	6	1	.538	291	257
Washington	5	7	2	.417	305	376
Dallas Cowboys	5	8	1	.385	398	402
St. Louis	4	9	1	.308	287	361
Philadelphia	3	10	1	.231	282	356

NFL WEST

Team	W	L	T	Pct	PF	PA
y-Green Bay	13	1	0	.929	415	148
Detroit	11	3	0	.786	315	177
Chicago	9	5	0	.643	321	287
Baltimore	7	7	0	.500	293	288
San Francisco	6	8	0	.429	282	331
Minnesota	2	11	1	.154	254	410
Los Angeles	1	12	1	.077	220	334

y – Division Title

NFL CHAMPIONSHIP

12/30 – Green Bay 16, at New York Giants 7

1961 FINAL STATISTICS (3-11)

Head Coach: Frank Filchock AFL West: 3rd Home Stadium: Bears Stadium

Date	W-L	Score	Opponent	Attendance	RUSHING	No.	Yds.	Avg.	Long	TD
Sept 10	W	22-10	at Buffalo	16,636	Stone	127	505	4.0	34	4
Sept 16	L	17-45	at Boston	14,479	Bukaty	76	187	2.5	45	5
Sept 24	L	28-35	at N.Y. Titans	14,381	Ames	19	114	6.0	26	0
Oct 1	L	19-33	at Oakland	8,361	Frazier	23	110	4.8	43	1
Oct 8	L	12-19	Dallas	14,500	Herring	15	74	4.9	20	2
Oct 15	W	27-24	Oakland	11,129	Mingo	18	51	2.8	15	0
Oct 22	W	27-10	N.Y. Titans	12,508	Sturm	8	31	3.9	9	0
Oct 29	L	0-37	at San Diego	32,584	Carmichael	15	24	1.6	8	0
Nov 5	L	14-55	Houston	11,564	Traynham	6	12	2.0	8	0
Nov 12	L	16-19	San Diego	7,859	Stinnette	19	8	0.4	9	0
Nov 19	L	10-23	Buffalo	7,645	Allen	3	-4	-1.3	2	0
Nov 26	L	14-45	at Houston	27,874	Tripucka	4	-8	-2.0	0	0
Dec 3	L	24-28	Boston	9,303	TEAM	0	-13	-13.0	0	0
Dec 10	L	21-49	at Dallas	8,000	BRONCOS	333	1091	3.3	45	11
					OPPONENTS	435	1633	3.8	—	17

TEAM STATISTICS		Den	Opp	RECEIVING	No.	Yds.	Avg.	Long	TD	
TOTAL FIRST DOWNS		219	233	Taylor	100	1176	12.7	52	4	
Rushing		66	83	Frazier	47	799	17.0	87t	6	
Passing		127	127	Stone	38	344	9.1	37	4	
Penalty		26	23	Prebola	29	349	12.0	54	1	
TOTAL NET YARDS		3811	4418	Mingo	8	110	13.8	69	2	
Avg. Per Game		272.2	315.6	Bukaty	14	94	6.7	13	0	
NET YARDS RUSHING		1091	1633	Stinnette	11	58	5.3	15	1	
Avg. Per Game		77.9	116.6	Mingo	8	110	13.8	69	2	
Total Rushes		333	435	Ames	6	20	3.3	9	0	
Avg. Per Rush		3.3	3.7	Hill	4	33	8.3	15	0	
NET YARDS PASSING		2720	2785	Sturm	2	-1	-0.5	0	0	
Avg. Per Game		194.3	198.9	Traynham	1	-1	-1.0	-1	0	
Sacked/Yards Lost		33/284	33/275	BRONCOS	265	3004	11.3	87	18	
Att./Completions		568/265	433/194	OPPONENTS	194	3060	15.8	—	30	
Completion Pct.		46.7	44.8	INTERCEPTIONS		No.	Yds.	Avg.	Long	TD
Had Intercepted		45	26	Nugent		7	77	11.0	30	0
PUNTS/AVERAGE		80/39.4	77/40.5	Gonsoulin		6	76	12.7	38	0
PENALTIES/YARDS		60/560	98/799	McMillin		5	56	11.2	26	0
FUMBLES/BALL LOST		33/20	25/14	McNamara		3	85	28.3	34	0
TOUCHDOWNS		32	56	Hudson		3	16	5.3	13	0
Rushing		11	17	Stinnette		1	40	40.0	40	0
Passing		18	30	Lamberti		1	5	5.0	5	0
Defense/Returns		3	9	BRONCOS		26	355	13.7	40	0
PAT (Total)		28	37	OPPONENTS		45	818	18.2	—	5
Kicking		27/27	36/38	PUNTING		No.	Yds.	Avg.	Long	B
Running		0/1	1/1	Herring		80	3149	39.4	63	0
Passing		1/1	0/1	OPPONENTS		77	3120	40.5	—	0
FIELD GOALS		8/25	13/26							

Score By Periods	1	2	3	4	OT	Total	PUNT RETURNS	No.	Yds.	Avg.	Long	TD
BRONCOS	52	34	37	128	—	251	Frazier	18	231	12.8	55	1
OPPONENTS	75	143	95	119	—	432	Carmichael	7	58	8.3	29	0

SCORING	TD	Ru	Pa	Rt	PAT	FG	S	PTS	Ames	2	17	8.5	13	0		
	Frazier	8	1	6	1	0/0	0/0	0	50	Gavin	1	45	45.0	45t	1	
	Stone	8	4	4	—	0/0	0/0	0	48	Mingo	1	1	1.0	1	0	
	Bukaty	5	5	0	—	0/0	0/0	1	32	BRONCOS OPPONENTS	33	369	11.2	55	2	
	Mingo	2	0	2	—	11/11	3/10	0	32		26	368	14.2	—	2	
	Hill	0	0	0	—	16/16	5/15	0	31		KICKOFF RETURNS					
	Taylor	4	0	4	—	0/0	0/0	0	24		No.	Yds.	Avg.	Long	TD	
	Herring	2	2	0	—	0/0	0/0	0	12	Frazier	18	504	28.0	90t	1	
	Prebola	1	0	1	—	0/0	0/0	0	8	Carmichael	16	310	19.4	31	0	
	Gavin	1	0	0	1	0/0	0/0	0	6	Ames	12	240	20.0	30	0	
Stinnette	1	0	1	—	0/0	0/0	0	6	Stone	9	215	23.9	76	0		
BRONCOS OPPONENTS	32	11	18	3	27/27	8/25	1	251	Mingo	4	120	30.0	30	0		
	OPPONENTS	56	17	30	9	52/52	13/26	0	432	Bukaty	3	41	13.7	20	0	
										Gonsoulin	1	34	34.0	34	0	

	nm	1	28	28.0	28	0
	Prebola	1	8	8.0	8	0
	Stinnette	1	6	6.0	6	0
	BRONCOS	66	1501	22.7	901	1
	OPPONENTS	42	720	17.1	—	0

SACKS: Cash 7, Hauser 5.5, McFadin 5, Hudson 2, Stinnette 2, McDaniel 2, Konovsky 1, Gavin 1, Holz 0.5, Team 7, **TOTAL 33.0**

PASSING	Att.	Comp.	Yds.	Comp. %	Yd./Att.	TD	TD%	Int	Int%	LG	Rtg.
Tripucka	344	167	1690	48.5	4.91	10	2.9	21	6.1	87t	47.3
Herring	211	93	1160	44.1	5.50	5	2.4	22	10.4	54	30.0
Mingo	8	4	136	50.0	17.0	2	25.0	0	0.0	52	135.4
Stone	2	1	18	50.0	9.0	1	50.0	0	0.0	18t	120.8
Taylor	2	0	0	0.0	0.00	0	0.0	1	50.0	0	0.0
Frazier	1	0	0	0.0	0.00	0	0.0	1	100.0	0	0.0
BRONCOS	568	265	3004	46.7	5.29	18	3.2	45	7.9	87t	40.6
OPPONENTS	433	194	3060	44.8	7.07	30	6.9	26	6.0	—	66.9

1961 PRIMARY STARTERS

OFFENSE

LE Taylor, Lionel
 LT Mattox, Jack
 LG Adamson, Ken
 C Nichols, Mike
 C Barton, Jim
 RG Larpenter, Carl
 RT Danenhauer, Eldon
 TE Prebola, Gene
 FL Frazier, Al
 QB Tripucka, Frank
 QB Herring, George
 HB Stone, Don
 FB Bukaty, Fred

DEFENSE

LE Cash, John
 LT McFadin, Bud
 RT Holz, Gordon
 RE Gavin, Chuck
 LLB Hudson, Bob
 MLB McDaniel, Wahoo
 RLB Roehnelt, Bill
 RLB Stalcup, Jerry
 LC McNamara, Bob
 RC McMillan, Jim
 LS Nugent, Phil
 RS Gonsoulin, Goose

1961 COACHES

Frank Filchock (Head Coach), **Ken Carpenter** (Assistant), **Dale Dodrill** (Line).

1961 LEADERS / RANKINGS

		AFL	
INDIVIDUAL	PLAYER	NO.	RANK
Points	Frazier	50	13
Rushing Yards	Stone	505	6
Passing Yards	Tripucka	1,690	6
Passer Rating	Tripucka	47.3	8
Receiving Yards	Taylor	1,176	2
Receptions	Taylor	100	1
Interceptions	Nugent	7	6t

		AFL	
OFFENSE	NO.	RANK	AFL LEADER
Points Per Game	17.9	7	Houston
Total Yards Per Game	272.2	7	Houston
Rushing Yards Per Game	77.9	8	Dallas Texans
Net Passing Yards Per Game	194.3	3	Houston

		AFL	
DEFENSE	NO.	RANK	AFL LEADER
Points Per Game	30.9	7	San Diego
Total Yards Per Game	315.6	6	San Diego
Rushing Yards Per Game	116.6	5	Boston
Net Passing Yards Per Game	198.9	5	San Diego

1961 KEY AWARDS

AII-AFL (2): DT Bud McFadin, WR Lionel Taylor. **AFL All-Star Game (4):** G Ken Adamson, S Goose Gonsoulin, DT Bud McFadin, HB Don Stone.

1961 AFL STANDINGS

AFL EAST

Team	W	L	T	Pct	PF	PA
y-Houston	10	3	1	.769	513	242
Boston	9	4	1	.692	413	313
New York Titans	7	7	0	.500	301	390
Buffalo	6	8	0	.429	294	342

AFL WEST

Team	W	L	T	Pct	PF	PA
y-San Diego	12	2	0	.857	396	219
Dallas Texans	6	8	0	.429	334	343
Denver	3	11	0	.214	251	432
Oakland	2	12	0	.143	237	458

y – Division Title

AFL CHAMPIONSHIP

12/24 – Houston 10, at San Diego 3

1961 NFL STANDINGS

NFL EAST

Team	W	L	T	Pct	PF	PA
y-New York Giants	10	3	1	.769	368	220
Philadelphia	10	4	0	.714	361	297
Cleveland	8	5	1	.615	319	270
St. Louis	7	7	0	.500	279	267
Pittsburgh	6	8	0	.429	295	287
Dallas Cowboys	4	9	1	.308	236	380
Washington	1	12	1	.077	174	392

NFL WEST

Team	W	L	T	Pct	PF	PA
y-Green Bay	11	3	0	.786	391	223
Detroit	8	5	1	.615	270	258
Baltimore	8	6	0	.571	302	307
Chicago	8	6	0	.571	326	302
San Francisco	7	6	1	.538	346	272
Los Angeles	4	10	0	.286	263	333
Minnesota	3	11	0	.214	285	407

y – Division Title

NFL CHAMPIONSHIP

12/31 – at Green Bay 37, New York Giants 0

1960 FINAL STATISTICS (4-9-1)

Head Coach: Frank Filchock AFL West: 4th Home Stadium: Bears Stadium

Date	W-L	Score	Opponent	Attendance	RUSHING	No.	Yds.	Avg.	Long	TD
Sept 9	W	13-10	at Boston	21,597	Rolle	130	501	3.9	57	2
Sept 18	W	27-21	at Buffalo	15,229	Mingo	83	323	3.9	39	4
Sept 23	L	24-28	at N.Y. Titans	20,462	Bell	43	238	5.5	68	0
Oct 2	W	31-14	Oakland	18,372	Carmichael	41	211	5.1	47	2
Oct 16	L	19-23	L.A. Chargers	19,141	Stransky	28	78	2.8	16	0
Oct 23	W	31-24	Boston	12,683	Wegert	5	37	7.4	32	0
Oct 30	L	14-17	Dallas Texans	13,002	Carpenter	4	13	3.3	9	0
Nov 6	L	25-45	Houston	14,489	McNamara	17	33	1.9	7	1
Nov 13	L	7-34	at Dallas Texans	21,000	Brodnax	15	18	1.2	7	0
Nov 20	L	10-20	at Houston	20,778	Allen	30	18	0.6	4	1
Nov 27	T	38-38	Buffalo	7,785	Taylor	2	-6	-3.0	—	0
Dec 4	L	27-30	N.Y. Titans	5,861	Herring	5	-46	-9.2	—	0
Dec 10	L	33-41	at L.A. Chargers	9,928	Tripucka	37	-226	-6.1	—	0
Dec 16	L	10-48	at Oakland	7,000	BRONCOS	440	1195	2.7	68	10
					OPPONENTS	541	2145	4.0	—	23

TEAM STATISTICS				Den	Opp					
TOTAL FIRST DOWNS				248	254	RECEIVING				
Rushing				84	112	No.				
Passing				141	123	Yds.				
Penalty				23	19	Avg.				
TOTAL NET YARDS				4442	5132	Long				
Avg. Per Game				317.3	366.6	TD				
NET YARDS RUSHING				1195	2145	Taylor				
Avg. Per Game				85.4	153.2	Carmichael				
Total Rushes				440	541	Carpenter				
NET YARDS PASSING				3247	2987	Rolle				
Avg. Per Game				231.9	213.4	Greer				
Att./Completions				508/259	387/189	Mingo				
Completion Pct.				51.0	48.7	Jessup				
Had Intercepted				35	27	Epperson				
PUNTS/AVERAGE				70/37.3	67/39.0	McNamara				
PENALTIES/YARDS				54/501	62/633	Allen				
FUMBLES/BALL LOST				32/17	26/17	Brodnax				
TOUCHDOWNS				37	49	Stransky				
Rushing				10	19	Carothers				
Passing				24	25	Bell				
Defense/Returns				3	5	BRONCOS				
						OPPONENTS				

Score By Periods	1	2	3	4	OT	Total
BRONCOS	42	93	86	88	—	309
OPPONENTS	96	108	90	99	—	393

SCORING	TD	Ru	Pa	Rt	PAT	FG	S	PTS
Mingo	6	4	1	1	33/36	18/28	0	123
Taylor	12	0	12	0	0/0	0/0	0	72
Carmichael	7	2	5	0	0/0	0/0	0	42
Rolle	3	2	1	0	0/0	0/0	0	18
McNamara	2	1	1	0	0/0	0/0	0	12
Allen	1	1	0	0	0/0	0/0	0	6
Brodnax	1	0	1	0	0/0	0/0	0	6
Carpenter	1	0	1	0	0/0	0/0	0	6
Greer	1	0	1	0	0/0	0/0	0	6
Pyeatt	1	0	0	1	0/0	0/0	0	6
Yelverton	1	0	0	1	0/0	0/0	0	6
Jessup	1	0	1	0	0/0	0/0	0	6
BRONCOS	37	10	24	3	33/36	18/28	0	309
OPPONENTS	49	19	25	5	44/47	17/27	0	393

SACKS: Yelverton 6, Day 2, King 2, McFadin 1.5, Hatley 1.5, Gavin 1, Nichols 1, Davis 1, Young 0.5, Team 7, **TOTAL 23.5**

					No.	Yds.	Avg.	Long	TD
RECEIVING					92	1235	13.4	80	12
Taylor					32	616	19.3	59	5
Carmichael					29	350	12.1	36	1
Carpenter					21	122	5.8	33	1
Rolle					22	284	12.9	33	1
Greer					19	156	8.2	18	1
Mingo					9	120	13.3	26	1
Jessup					11	99	9.0	16	0
Epperson					7	143	20.4	55	1
McNamara					5	34	6.8	17	0
Allen					5	39	7.8	19	1
Brodnax					3	11	3.7	11	0
Stransky					2	25	12.5	20	0
Carothers					2	13	6.5	11	0
Bell					259	3247	12.5	80	24
BRONCOS					188	2987	15.8	—	25
OPPONENTS									

					No.	Yds.	Avg.	Long	TD
INTERCEPTIONS					11	98	8.9	—	0
Gonsoulin					4	63	15.8	—	0
McNamara					4	60	15.0	—	1
Pyeatt					3	69	23.0	—	0
Romine					2	18	9.0	—	0
King					1	65	65.0	65	0
Alliston					1	24	24.0	24	0
Doyle					1	20	20.0	20t	1
Yelverton					27	417	15.4	65	2
BRONCOS					35	340	9.7	—	3
OPPONENTS									

					No.	Yds.	Avg.	Long	B
PUNTING					70	2610	37.3	70	0
Herring					67	2611	39.0	—	0
OPPONENTS									

					No.	Yds.	Avg.	Long	TD
PUNT RETURNS					15	101	6.7	—	0
Carmichael					11	68	6.2	—	0
McNamara					3	92	30.7	76t	1
Mingo					29	261	9.0	76t	1
BRONCOS					20	149	7.5	—	1
OPPONENTS									

					No.	Yds.	Avg.	Long	TD
KICKOFF RETURNS					22	581	26.4	58	0
Carmichael					9	209	23.2	—	0
Mingo					9	192	21.3	—	0
McNamara					6	143	23.8	—	0
Wegert					7	153	21.9	—	0
Stransky					5	117	23.4	—	0
Brodnax					5	72	14.4	—	0
Allen					2	60	30.0	—	0
Bell					1	11	11.0	11	0
Greer					1	9	9.0	9	0
Strickland					67	1547	23.1	58	0
BRONCOS					54	1087	20.1	—	1
OPPONENTS									

PASSING	Att.	Comp.	Yds.	Comp.%	Yd./Att.	TD	TD%	Int	Int%	LG	Rtg.
Tripucka	478	248	3038	51.9	6.36	24	5.0	34	7.1	80	58.9
Herring	22	9	137	40.9	6.23	0	0.0	1	4.5	21	43.2
Mingo	7	1	46	14.3	6.57	0	0.0	0	0.0	46	54.5
Carmichael	1	1	26	100.0	26.00	0	0.0	0	0.0	26	118.8
BRONCOS	508	259	3247	51.0	6.39	24	4.7	35	6.9	80	58.2
OPPONENTS	387	189	2987	48.8	7.72	25	6.5	27	7.0	—	67.4

1960 PRIMARY STARTERS

OFFENSE

LE Taylor, Lionel
LE Greer, Jim
LT Holz, Gordon
LT Larpenater, Carl
LG Adamson, Ken
C Nichols, Mike
RG Smith, Willie
RT Danenhauer, Eldon
RE Jessup, Bill
RE Epperson, Pat
FL McNamara, Bob
FL Carpenter, Ken
QB Tripucka, Frank
HB Bell, Henry
HB Mingo, Gene
FB Rolle, Dave

DEFENSE

LE Young, Joe
LE King, Don
LT McFadin, Bud
RT Hatley, John
RE Gavin, Chuck
RE Yelverton, Bill
LLB Mangum, Pete
LLB Hudson, Bob
MLB Brown, Hardy
MLB Kutchta, Frank
RLB Day, Albert
LC Bernardi, Frank
LC McNamara, Bob
RC Pyeatt, John
LS Romine, Al
RS Gonsoulin, Goose

1960 COACHES

Frank Filchock (Head Coach), **Jim Cason** (Backfield), **Dale Dodrill** (Line).

1960 LEADERS / RANKINGS

INDIVIDUAL	PLAYER	NO.	AFL	
			RANK	AFL LEADERNO.
Points	Mingo	.123	1	Mingo (DEN)123
Rushing Yards	Rolle	.501	8	Haynes (DLT)875
Passing Yards	Tripucka	.3,038	1	Tripucka (DEN)3,038
Passer Rating	Tripucka	.58.9	7	Flores (OAK)71.8
Receiving Yards	Taylor	.1,235	3	Groman (HOU)1,473
Receptions	Taylor	.92	1	Taylor (DEN)92
Interceptions	Gonsoulin	.11	1	Gonsoulin (DEN)11

OFFENSENO.	AFL	
		RANK	AFL LEADERNO.
Points Per Game	.22.1	6	New York Titans27.3
Total Yards Per Game	.317.3	6	Houston352.6
Rushing Yards Per Game	.85.4	8	Dallas Texans129.6
Net Passing Yards Per Game	.231.9	3	Houston240.8

DEFENSENO.	AFL	
		RANK	AFL LEADERNO.
Points Per Game	.28.1	7	Dallas Texans18.1
Total Yards Per Game	.366.6	8	Buffalo275.3
Rushing Yards Per Game	.153.2	8	Dallas Texans70.0
Net Passing Yards Per Game	.213.4	5	Buffalo175.8

1960 KEY AWARDS

All-AFL (3): S Goose Gonsoulin, DT Bud McFadin, WR Lionel Taylor.

1960 AFL STANDINGS

AFL EAST

Team	W	L	T	Pct	PF	PA
y-Houston	10	4	0	.714	379	285
New York Titans	7	7	0	.500	382	399
Buffalo	5	8	1	.385	296	303
Boston	5	9	0	.357	286	349

AFL WEST

Team	W	L	T	Pct	PF	PA
y-L.A. Chargers	10	4	0	.714	373	336
Dallas Texans	8	6	0	.571	362	253
Oakland	6	8	0	.429	319	388
Denver	4	9	1	.308	309	393

y – Division Title

AFL CHAMPIONSHIP

1/1 – at Houston 24, L.A. Chargers 16

1960 NFL STANDINGS

NFL EAST

Team	W	L	T	Pct	PF	PA
y-Philadelphia	10	2	0	.833	321	246
Cleveland	8	3	1	.727	362	217
New York Giants	6	4	2	.600	271	261
St. Louis	6	5	1	.545	288	230
Pittsburgh	5	6	1	.455	240	275
Washington	1	9	2	.100	178	309

NFL WEST

Team	W	L	T	Pct	PF	PA
y-Green Bay	8	4	0	.667	332	209
Detroit	7	5	0	.583	239	212
San Francisco	7	5	0	.583	208	205
Baltimore	6	6	0	.500	288	234
Chicago	5	6	1	.455	194	299
L.A. Rams	4	7	1	.364	265	297
Dallas Cowboys	0	11	1	.000	177	369

y – Division Title

NFL CHAMPIONSHIP

12/26 – at Philadelphia 17, Green Bay 13

DENVER BRONCOS STARTERS, 1960-2011

Listed below are the usual starters, by position, for the Denver Broncos on a season-by-season basis from 1960-2010. A player must have been the starter for the majority of the games that season to be designated as the starter. If the number of starting assignments at a position were virtually equal, two players have been listed with the player who had the greater playing time listed first. The term "Ret" is used to designate a player who was a kick return specialist.

1960		1961		1962		1963	
OFFENSE		OFFENSE		OFFENSE		OFFENSE	
LE	87 Lionel Taylor	LE	87 Lionel Taylor	LE	87 Lionel Taylor	SE	87 Lionel Taylor
	85 Jim Greer	LT	77 Jack Mattox	LT	72 Jerry Sturmn	LT	76 Harold Olson
LT	74 Gordon Holz	LG	60 Ken Adamson	LG	71 Jim Perkins		71 Jim Perkins
	77 Carl Carpenter	C	51 Mike Nichols	C	60 Ken Adamson	LG	67 Bob McCullough
LG	60 Ken Adamson		52 Jim Barton		52 Jim Barton	C	72 Jerry Sturm
C	51 Mike Nichols	RG	77 Carl Carpenter	RG	67 Bob McCullough	RG	62 Ernie Barnes
RG	71 Willie Smith	RT	75 Eldon Danenhauer	RT	75 Eldon Danenhauer	RT	75 Eldon Danenhauer
RT	75 Eldon Danenhauer	TE	88 Gene Prebola	TE	88 Gene Prebola	TE	88 Gene Prebola
RE	81 Bill Jessup	FL	42 Al Frazier (Ret)	FL	82 Bob Scarpitto	FL	82 Bob Scarpitto
	88 Pat Epperson	QB	18 Frank Tripucka	QB	42 Al Frazier (Ret)		83 Bill Groman
FL	41 Bob McNamara		16 George Herring		18 Frank Tripucka	QB	7 Mickey Slaughter
	81 Ken Carpenter	HB	34 Don Stone	HB	17 George Shaw		19 Don Breaux
QB	18 Frank Tripucka	FB	33 Fred Bukaty	FB	34 Don Stone	HB	34 Don Stone
HB	20 Henry Bell	P	16 George Herring	P	21 Gene Mingo		24 Hewritt Dixon
	21 Gene Mingo	PK	21 G. Mingo/84 J. Hill	PK	35 Bo Dickinson	FB	3 Billy Joe
FB	35 Dave Rolle				55 Jim Fraser	P	51 Jim Fraser
P	16 George Herring				21 Gene Mingo	PK	21 Gene Mingo
PK	21 Gene Mingo					Ret	27 Charley Mitchell
Ret	40 Al Carmichael						
DEFENSE		DEFENSE		DEFENSE		DEFENSE	
LE	65 Joe Young	LE	66 John Cash	DE	61 Chuck Gavin	LE	83 Ray Jacobs
	70 Don King	LT	64 Bud McFadin	DT	64 Bud McFadin	LT	80 Ron Nery
LT	64 Bud McFadin	RT	74 Gordon Holz	DT	73 Ike Lassiter		64 Bud McFadin
RT	67 John Hatley	RE	61 Chuck Gavin	DT	74 Gordon Holz	RT	74 Gordy Holz
RE	61 Chuck Gavin	LLB	53 Bob Hudson	LLB	66 John Cash	RE	61 Chuck Gavin
	76 Bill Yelverton	MLB	55 Wahoo McDaniel	MLB	55 Jim Fraser	LLB	33 John Nocera
LLB	33 Pete Mangum	RLB	68 Bill Roehnelt	LLB	55 Wahoo McDaniel	MLB	53 Tom Erlandson
	53 Bob Hudson	LC	41 Bob McNamara	LCB	68 Bill Roehnelt	RLB	54 Wahoo McDaniel
MLB	34 Hardy Brown	RC	45 Jim McMillan	RCB	62 Jerry Stallcup		55 Jim Fraser
	52 Frank Kutchta	LS	Phil Nugent	LS	47 John McGeever	LC	47 John McGeever
RLB	84 Albert Day	RS	23 Goose Gonsoulin	RS	45 Jim McMillin	RC	24 Willie Brown
LC	43 Frank Bernardi				46 Bob Zeman	LS	27 Charlie Mitchell
	41 Bob McNamara				23 Goose Gonsoulin	RS	46 Bob Zeman
RC	83 John Pyeatt						23 Goose Gonsoulin
LS	42 Al Romine						
RS	23 Goose Gonsoulin						

1964		1965		1966		1967	
OFFENSE		OFFENSE		OFFENSE		OFFENSE	
SE	87 Lionel Taylor	SE	87 Lionel Taylor	SE	87 Lionel Taylor	SE	41 Eric Crabtree
LT	73 Harold Olson	LT	77 Bob Breitenstein	LT	76 Bob Breitenstein	LT	64 Sam Brunelli
LG	71 Jim Perkins	LG	72 Jerry Sturm	LG	72 Jerry Sturm	LG	67 George Goeddeke
	68 Tom Nomina		68 Tom Nomina	C	52 Ray Kubala	C	59 Larry Kaminski
C	72 Jerry Sturm	C	52 Ray Kubala		59 Larry Kaminski	RG	73 Pat Mattson
RG	67 Bob McCullough	RG	67 Bob McCullough	RG	79 John Gonzaga	RT	78 Tom Cichowski
RT	75 Eldon Danenhauer	RT	75 Eldon Danenhauer	RT	74 Lee Burnet	TE	85 Tom Beer
TE	30 Hewritt Dixon	TE	30 Hewritt Dixon	TE	88 Al Denson	FL	88 Al Denson
FL	82 Bob Scarpitto		88 Al Denson	FL	82 Bob Scarpitto	QB	13 Steve Tensi
	88 Al Denson	FL	82 Bob Scarpitto	QB	10 John McCormick	HB	44 Floyd Little (Ret)
QB	15 Jacky Lee	QB	7 Mickey Slaughter		15 Max Choboian		27 Charlie Mitchell
	7 Mickey Slaughter		10 John McCormick	HB	28 Abner Haynes (Ret)	FB	31 Bo Hickey
HB	27 Charley Mitchell	HB	28 Abner Haynes (Ret)		27 Charlie Mitchell		33 Wendell Hayes
	28 Abner Haynes		27 Charlie Mitchell	FB	33 Wendell Hayes	P	82 Bob Scarpitto
FB	3 Billy Joe	FB	2 Cookie Gilchrist	P	82 Bob Scarpitto	PK	2 Bob Humphreys
P	51 Jim Fraser		29 Wendell Hayes	PK	12 Gary Kroner		
PK	21 Gene Mingo	P	82 Bob Scarpitto				
	77 Dick Guesman	PK	12 Gary Kroner				
Ret	42 Odell Barry	Ret	42 Odell Barry				
DEFENSE		DEFENSE		DEFENSE		DEFENSE	
LE	83 Ray Jacobs	LE	80 Ed Cooke	LE	81 Max Leetow	LE	75 Rex Mirich
LT	77 Dick Guesman	LT	83 Ray Jacobs		80 Don La Rose	LT	62 Jerry Inman
RT	70 Charlie Janerette	RT	70 Charlie Janerette	LT	83 Ray Jacobs	RT	63 Dave Costa
RE	80 Ed Cooke	RE	81 Max Leetow	RT	66 Larry Cox	RE	87 Richard Jackson
	78 Leroy Moore		78 Leroy Moore		61 Bill Keating	LLB	50 Carl Cunningham
LLB	50 Jerry Hopkins	LLB	53 Tom Erlandson	RE	60 Bob Young	MLB	57 John Huard
	53 Tom Erlandson	MLB	50 Jerry Hopkins	LLB	50 Jerry Hopkins		55 Pete Duranko
MLB	55 Marv Matuszak		54 Ed Cummings		51 Eugene Jeter	RLB	54 Chip Myrtle
RLB	51 Jim Fraser	RLB	56 John Bramlett	MLB	55 Archie Matsos		58 Frank Richter
LC	24 Willie Brown	LC	24 Willie Brown	RLB	56 John Bramlett	LC	21 Goldie Sellers (Ret)
RC	20 Willie West		45 Jim McMillan	LC	24 Willie Brown	RC	48 Nemiah Wilson
	46 John Griffin	RC	47 John McGeever		21 Goldie Sellers (Ret)	FS	28 Jack Lentz
LS	47 John McGeever	LS	44 Miller Farr	RC	48 Nemiah Wilson	SS	43 Pete Jaquess
RS	23 Goose Gonsoulin	RS	46 John Griffin	LS	42 Lonnie Wright		45 Tom Cassese
			23 Goose Gonsoulin	RS	23 Goose Gonsoulin		

1968		1969		1970		1971	
OFFENSE		OFFENSE		OFFENSE		OFFENSE	
SE	88 Al Denson	SE	88 Al Denson	SE	88 Al Denson	SE	42 Bill Van Heusen
	42 Billy Van Heusen		84 Mike Haffner		42 Bill Van Heusen		80 Jerry Simmons
LT	72 Sam Brunelli	LT	72 Sam Brunelli	LT	72 Sam Brunelli	LT	75 Roger Shoals
LG	67 George Goeddeke	LG	67 George Goeddeke	LG	67 George Goeddeke	LG	68 Larron Jackson
C	59 Larry Kaminski	C	59 Larry Kaminski	C	59 Larry Kaminski	C	59 Larry Kaminski
							67 George Goeddeke
RG	60 Bob Young	RG	60 Bob Young	RG	60 Bob Young	RG	64 Mike Schnitker
	64 Jon Homan						61 Tom Lyons
RT	74 Mike Current	RT	74 Mike Current	RT	74 Mike Current	RT	74 Mike Current
TE	85 Tom Beer	TE	85 Tom Beer	TE	83 Jim Whalen	TE	81 Billy Masters
			82 Dave Pivec		81 Billy Masters		
WR	41 Eric Crabtree	WR	89 John Embree	WR	84 Mike Haffner	WR	40 Jack Gehrke
	80 Jimmy Jones						82 Dwight Harrison
QB	15 Marlin Briscoe	QB	13 Steve Tensi	QB	14 Peter Liske	QB	10 Steve Ramsey
	13 Steve Tensi		14 Peter Liske		13 Steve Tensi		13 Don Horn
HB	44 Floyd Little (Ret)	HB	44 Floyd Little	HB	44 Floyd Little	HB	44 Floyd Little
	22 Fran Lynch		26 Frank Quayle		11 Bobby Anderson (Ret)		22 Fran Lynch
FB	32 Garrett Ford	FB	22 Fran Lynch	FB	33 Willis Crenshaw	FB	11 Bobby Anderson
	40 Brendan McCarthy		39 Tom Smiley		35 Clem Turner		
P	42 Billy Van Heusen	P	42 Bill Van Heusen	P	42 Bill Van Heusen	P	42 Bill Van Heusen
			34 Gus Hollomon				
PK	3 Bobby Howfield	PK	3 Bob Howfield	PK	3 Bob Howfield	PK	15 Jim Turner
	Ret		29 Wandy Williams				
DEFENSE		DEFENSE		DEFENSE		DEFENSE	
LE	55 Pete Duranko	LE	87 Rich Jackson	LE	87 Rich Jackson	LE	87 Rich Jackson
	70 Paul Smith						
LT	62 Jerry Inman	LT	70 Paul Smith	LT	70 Paul Smith	LT	63 Dave Costa
	75 Rex Mirich		62 Jerry Inman				
RT	63 Dave Costa	RT	63 Dave Costa	RT	63 Dave Costa	RT	70 Paul Smith
RE	87 Richard Jackson	RE	55 Pete Duranko	RE	55 Pete Duranko	RE	77 Lyle Alzado
LLB	50 Carl Cunningham	LLB	50 Carl Cunningham	LLB	50 Carl Cunningham	LLB	50 Olen Underwood
MLB	57 John Huard	MLB	57 John Huard	MLB	52 Fred Forsberg	MLB	52 Fred Forsberg
					57 John Huard		
RLB	52 Fred Forsberg	RLB	54 Chip Myrtle	RLB	54 Chip Myrtle	RLB	54 Chip Myrtle
	54 Chip Myrtle						
LC	20 Charlie Greer	LC	40 Grady Cavness	LC	28 Cornell Gordon	LC	41 Leroy Mitchell
RC	23 Drake Garrett	RC	36 Billy Thompson (Ret)	RC	36 Billy Thompson (Ret)	RC	36 Billy Thompson (Ret)
FS	28 Jack Lentz	FS	43 Pete Jaquess	FS	43 Pete Jaquess	FS	26 George Saimes
			41 George Burrell		47 Paul Martha		
SS	43 Pete Jaquess	SS	20 Charles Greer	SS	20 Charles Greer	SS	20 Charles Greer
	34 Gus Hollomon						
1972		1973		1974		1975	
OFFENSE		OFFENSE		OFFENSE		OFFENSE	
WR	84 Rod Sherman	WR	25 Haven Moses	WR	25 Haven Moses	WR	80 Rick Upchurch (Ret)
	25 Haven Moses				42 Bill Van Heusen		42 Bill Van Heusen
LT	78 Marv Montgomery	LT	78 Marv Montgomery	LT	71 Claudie Minor	LT	71 Claudie Minor
			68 Larron Jackson				
LG	68 Larron Jackson	LG	64 Mike Schnitker	LG	68 Larron Jackson	LG	61 Tom Lyons
					61 Tom Lyons		
C	59 Larry Kaminski	C	50 Bobby Maples	C	50 Bobby Maples	C	50 Bobby Maples
			59 Larry Kaminski				
RG	64 Mike Schnitker	RG	61 Tom Lyons	RG	60 Paul Howard	RG	60 Paul Howard
	61 Tom Lyons						
RT	74 Mike Current	RT	74 Mike Current	RT	74 Mike Current	RT	74 Mike Current
							78 Marv Montgomery
TE	81 Billy Masters	TE	88 Riley Odoms	TE	88 Riley Odoms	TE	88 Riley Odoms
	88 Riley Odoms		82 Billy Masters		82 Billy Masters		
WR	80 Jerry Simmons	WR	84 Gene Washington	WR	80 Jerry Simmons	WR	25 Haven Moses
			80 Jerry Simmons				82 Jack Dolbin
QB	12 Charley Johnson	QB	12 Charley Johnson	QB	12 Charley Johnson	QB	10 Steve Ramsey
	10 Steve Ramsey				10 Steve Ramsey		12 Charlie Johnson
HB	44 Floyd Little	HB	44 Floyd Little	HB	24 Otis Armstrong (Ret)	HB	44 Floyd Little (Ret)
	22 Fran Lynch		24 Otis Armstrong (Ret)		44 Floyd Little		24 Otis Armstrong
FB	11 Bobby Anderson	FB	33 Joe Dawkins	FB	32 Jon Keyworth	FB	32 Jon Keyworth
	33 Joe Dawkins (Ret)		11 Bobby Anderson				22 Fran Lynch
P	42 Bill Van Heusen	P	42 Bill Van Heusen	P	42 Bill Van Heusen	P	42 Bill Van Heusen
PK	15 Jim Turner	PK	15 Jim Turner	PK	15 Jim Turner	PK	15 Jim Turner
DEFENSE		DEFENSE		DEFENSE		DEFENSE	
RE	77 Lyle Alzado	RE	77 Lyle Alzado	RE	77 Lyle Alzado	LE	79 Barney Chavous
RT	76 Tom Domres	RT	79 Barney Chavous	RT	55 Pete Duranko	LT	63 John Grant
							68 Rubin Carter
LT	70 Paul Smith	LT	70 Paul Smith	LT	63 John Grant	RT	70 Paul Smith
					75 Ed Smith		
LE	55 Pete Duranko	LE	55 Pete Duranko	LE	79 Barney Chavous	RE	77 Lyle Alzado
RLB	54 Chip Myrtle	RLB	56 Ray May	RLB	66 Jim O'Malley	LLB	57 Tom Jackson
MLB	58 Tom Graham	MLB	58 Tom Graham	MLB	56 Ray May	MLB	52 Randy Gradishar
					52 Randy Gradishar		
LLB	52 Fred Forsberg	LLB	56 Dan Parish	LLB	45 Bill Laskey	RLB	59 Joe Rizzo
					57 Tom Jackson		51 Bob Swenson
RC	36 Billy Thompson	RC	26 Calvin Jones	RC	26 Calvin Jones	LC	20 Louis Wright
LC	41 Leroy Mitchell	LC	41 Leroy Mitchell	LC	46 John Rowser	RC	26 Calvin Jones
							48 Earlie Thomas
WS	23 Steve Preece	WS	20 Charles Greer	WS	20 Charles Greer	WS	46 John Rowser
					48 John Pitts		
SS	20 Charles Greer	SS	36 Billy Thompson (Ret)	SS	36 Billy Thompson (Ret)	SS	36 Billy Thompson

1976

OFFENSE

WR	80	Rick Upchurch (Ret)
LT	75	Bill Bain
LG	62	Tom Glassic
C	50	Bobby Maples
RG	61	Tom Lyons
RT	71	Claudie Minor
TE	88	Riley Odoms
WR	25	Haven Moses
QB	10	Steve Ramsey
HB	24	Otis Armstrong
FB	32	Jon Keyworth
	33	Jim Kiick
P	42	Bill Van Heusen
	14	Norris Weese
PK	15	Jim Turner

DEFENSE

LE	79	Barney Chavous
NT	63	John Grant
	68	Rubin Carter
RE	70	Paul Smith
LOLB	51	Bob Swenson
LILB	59	Joe Rizzo
MILB	52	Randy Gradishar
ROLB	57	Tom Jackson
LC	20	Louis Wright
RC	26	Calvin Jones
	43	Steve Foley
WS	46	John Rowser
SS	36	Billy Thompson

1977

OFFENSE

WR	82	Jack Dolbin
	80	Rick Upchurch (Ret)
LT	74	Andy Maurer
	75	Bill Bain
LG	62	Tom Glassic
C	52	Mike Montler
RG	60	Paul Howard
RT	71	Claudie Minor
TE	88	Riley Odoms
WR	25	Haven Moses
QB	7	Craig Morton
HB	24	Otis Armstrong
	41	Rob Lytle
FB	32	Jon Keyworth
	35	Lonnie Perrin
P	10	Bucky Dilts
PK	15	Jim Turner

DEFENSE

LE	79	Barney Chavous
NT	68	Rubin Carter
	63	John Grant
RE	77	Lyle Alzado
LOLB	51	Bob Swenson
LILB	59	Joe Rizzo
RILB	52	Randy Gradishar
ROLB	57	Tom Jackson
LC	20	Louis Wright
RC	43	Steve Foley
WS	29	Bernard Jackson
SS	36	Billy Thompson

1978

OFFENSE

WR	82	Jack Dolbin
	80	Rick Upchurch (Ret)
LT	71	Claudie Minor
LG	62	Tom Glassic
C	64	Bill Bryan
RG	60	Paul Howard
RT	76	Tom Neville
	65	Glenn Hyde
TE	88	Riley Odoms
	85	Ron Egloff
WR	25	Haven Moses
QB	7	Craig Morton
	14	Norris Weese
HB	24	Otis Armstrong
	35	Lonnie Perrin (Ret)
FB	32	Jon Keyworth
	35	Larry Canada
P	10	Bucky Dilts
PK	15	Jim Turner

DEFENSE

LE	79	Barney Chavous
NT	68	Rubin Carter
RE	77	Lyle Alzado
LO	51	Bob Swenson
LI	59	Joe Rizzo
RI	53	Randy Gradishar
RO	57	Tom Jackson
LC	20	Louis Wright
RC	43	Steve Foley
WS	29	Bernard Jackson
SS	36	Billy Thompson

1979

OFFENSE

WR	80	Rick Upchurch (Ret)
LT	71	Claudie Minor
LG	62	Tom Glassic
C	64	Bill Bryan
	60	Paul Howard
RT	70	Dave Studdard
TE	88	Riley Odoms
WR	25	Haven Moses
QB	7	Craig Morton
	14	Norris Weese
HB	24	Otis Armstrong
	41	Rob Lytle
FB	30	Jim Jensen
	32	Jon Keyworth
P	11	Luke Prestridge
PK	15	Jim Turner

DEFENSE

LE	79	Barney Chavous
NT	68	Rubin Carter
RE	66	Brisen Manor
LO	51	Bob Swenson
LI	59	Joe Rizzo
	58	Rob Nairne
RI	53	Randy Gradishar
RO	57	Tom Jackson
LC	20	Louis Wright
RC	43	Steve Foley
WS	29	Bernard Jackson
	40	Charlie West
SS	36	Billy Thompson

1980

OFFENSE

WR	80	Rick Upchurch (Ret)
LT	71	Claudie Minor
LG	62	Tom Glassic
C	64	Bill Bryan
RG	60	Paul Howard
RT	70	Dave Studdard
TE	88	Riley Odoms
WR	25	Haven Moses
QB	7	Craig Morton
	17	Matt Robinson
HB	24	Otis Armstrong
	46	Dave Preston
FB	30	Jim Jensen
	32	Jon Keyworth
P	11	Luke Prestridge
PK	19	Fred Steinfott

DEFENSE

LE	79	Barney Chavous
NT	68	Rubin Carter
RE	66	Brisen Manor
	73	Rulon Jones
LO	58	Rob Nairne
LI	56	Larry Evans
RI	53	Randy Gradishar
RO	57	Tom Jackson
LC	20	Louis Wright
RC	22	Aaron Kyle
	45	Perry Smith
WS	43	Steve Foley
SS	36	Billy Thompson

1981

OFFENSE

WR	80	Rick Upchurch
LT	71	Claudie Minor
LG	62	Tom Glassic
C	64	Bill Bryan
RG	60	Paul Howard
RT	70	Dave Studdard
TE	88	Riley Odoms
	85	Ron Egloff
WR	81	Steve Watson
QB	7	Craig Morton
	17	Steve DeBerg
HB	46	Dave Preston
	32	Tony Reed
FB	24	Rick Parros
	35	Larry Canada
P	11	Luke Prestridge
PK	19	Fred Steinfott

DEFENSE

LE	79	Barney Chavous
NT	68	Rubin Carter
RE	75	Rulon Jones
LO	51	Bob Swenson
LI	56	Larry Evans
RI	52	Randy Gradishar
RO	57	Tom Jackson
LC	20	Louis Wright
	45	Perry Smith
RC	22	Aaron Kyle
WS	43	Steve Foley
	31	Mike Harden (Ret)
SS	36	Billy Thompson

1982

OFFENSE

WR	80	Rick Upchurch (Ret)
LT	71	Claudio Minor
LG	62	Tom Glassic
C	64	Bill Bryan
RG	70	Dave Studdard
RT	76	Ken Lanier
TE	88	Riley Odoms
	87	Jim Wright
WR	81	Steve Watson
QB	17	Steve DeBerg
HB	47	Gerald Willhite
	23	Sammy Winder
FB	24	Rick Parros
	46	Dave Preston
P	11	Luke Prestridge
PK	3	Rich Karlis
Ret	83	Wade Manning

DEFENSE

LE	79	Barney Chavous
NT	68	Rubin Carter
	72	Don Latimer
RE	75	Rulon Jones
LO	50	Jim Ryan
LI	56	Larry Evans
RI	53	Randy Gradishar
RO	57	Tom Jackson
LC	20	Louis Wright
RC	22	Aaron Kyle
	45	Steve Wilson
WS	31	Mike Harden
	43	Steve Foley
SS	49	Dennis Smith

1983

OFFENSE

WR	80	Rick Upchurch
LT	70	Dave Studdard
LG	62	Tom Glassic
	54	Keith Bishop
C	64	Bill Bryan
RG	60	Paul Howard
RT	76	Ken Lanier
TE	85	Ron Egloff
	87	Jim Wright
WR	81	Steve Watson
QB	17	Steve DeBerg
	7	John Elway
HB	23	Sammy Winder
	47	Gerald Willhite
FB	34	Nathan Poole
	46	Dave Preston
P	11	Luke Prestridge
PK	3	Rich Karlis
Ret	82	Zack Thomas

DEFENSE

LE	79	Barney Chavous
NT	68	Rubin Carter
RE	75	Rulon Jones
	66	Brison Manor
LO	50	Jim Ryan
LI	53	Randy Gradishar
RI	58	Steve Busick
RO	57	Tom Jackson
LC	20	Louis Wright
RC	31	Mike Harden
	45	Steve Wilson (Ret)
WS	43	Steve Foley
SS	49	Dennis Smith

1984

OFFENSE

WR	86	Butch Johnson
LT	84	Clint Sampson
LG	70	Dave Studdard
	54	Keith Bishop
C	64	Bill Bryan
RG	60	Paul Howard
RT	76	Ken Lanier
TE	88	Clarence Kay
	87	Jim Wright
WR	81	Steve Watson
QB	7	John Elway
	8	Gary Kubiak
RB	47	Gerald Willhite (Ret)
	33	Gene Lang (Ret)
RB	23	Sammy Winder
	24	Rick Parros
P	1	Chris Norman
PK	3	Rich Karlis
Ret	82	Zack Thomas

DEFENSE

LE	79	Barney Chavous
MG	68	Rubin Carter
RE	75	Rulon Jones
LO	52	Jim Ryan
	52	Ken Woodard
LI	55	Rick Dennison
RI	58	Steve Busick
RO	57	Tom Jackson
LC	31	Mike Harden
RC	20	Louis Wright
FS	43	Steve Foley
SS	49	Dennis Smith

1985

OFFENSE

WR	86	Butch Johnson
	82	Vance Johnson (Ret)
LT	70	Dave Studdard
LG	54	Keith Bishop
C	64	Bill Bryan
RG	60	Paul Howard
RT	76	Ken Lanier
TE	88	Clarence Kay
	87	Jim Wright
WR	81	Steve Watson
	84	Clint Sampson
QB	7	John Elway
RB	23	Sammy Winder
	33	Gene Lang
RB	30	Steve Sewell
	47	Gerald Willhite (Ret)
P	1	Chris Norman
PK	3	Rich Karlis

DEFENSE

LE	79	Barney Chavous
MG	68	Rubin Carter
RE	75	Rulon Jones
LO	50	Jim Ryan
LI	77	Karl Mecklenburg
	55	Rick Dennison
RI	58	Steve Busick
RO	57	Tom Jackson
	52	Ken Woodard
LC	31	Mike Harden
RC	20	Louis Wright
FS	43	Steve Foley
SS	49	Dennis Smith

1986

OFFENSE

WR	82	Vance Johnson
	80	Mark Jackson
LT	70	Dave Studdard
LG	54	Keith Bishop
C	64	Bill Bryan
RG	60	Paul Howard
RT	76	Ken Lanier
TE	88	Clarence Kay
	89	Orson Mobley
WR	81	Steve Watson
	84	Clint Sampson
QB	7	John Elway
RB	23	Sammy Winder
	30	Steve Sewell
RB	47	Gerald Willhite (Ret)
	33	Gene Lang
P	1	Chris Norman
	13	Jack Weil
PK	3	Rich Karlis
Ret	35	Ken Bell

DEFENSE

LE	61	Andre Townsend
MG	71	Greg Kragen
RE	75	Rulon Jones
LO	50	Jim Ryan
LI	77	Karl Mecklenburg
RI	98	Ricky Hunley
RO	57	Tom Jackson
LC	31	Mike Harden
RC	20	Louis Wright
FS	43	Steve Foley
SS	49	Dennis Smith

1987

OFFENSE

WR	82	Vance Johnson
	80	Mark Jackson
LT	70	Dave Studdard
LG	54	Keith Bishop
C	64	Bill Bryan
	68	Larry Lee
RG	62	Mike Freeman
	79	Stephan Humphries
RT	76	Ken Lanier
TE	88	Clarence Kay
	89	Orson Mobley
WR	84	Ricky Nattiel
	85	Rick Massie
QB	7	John Elway
	12	Ken Karcher
HB	23	Sammy Winder
	47	Gerald Willhite
FB	33	Gene Lang
	46	Bobby Micho
P	2	Mike Horan
PK	3	Rich Karlis
Ret	27	Kevin Clark
	35	Ken Bell

DEFENSE

LE	61	Andre Townsend
NT	71	Greg Kragen
RE	75	Rulon Jones
LO	73	Simon Fletcher
LI	77	Karl Mecklenburg
RI	98	Ricky Hunley
RO	50	Jim Ryan
LC	36	Mark Haynes
RC	31	Mike Harden
WS	22	Tony Lilly
SS	49	Dennis Smith
	48	Randy Robbins

<div>1988</div> <div>OFFENSE</div> <div> <div>WR 82 Vance Johnson</div> <div>84 Ricky Nattiel (Ret)</div> <div>LT 70 Dave Studdard</div> <div>60 Gerald Perry</div> <div>LG 54 Keith Bishop</div> <div>C 64 Bill Bryan</div> <div>RG 72 Keith Kartz</div> <div>RT 76 Ken Lanier</div> <div>TE 88 Clarence Kay</div> <div>89 Orson Mobley</div> <div>WR 80 Mark Jackson</div> <div>QB 7 John Elway</div> <div>8 Gary Kubiak</div> <div>HB 33 Tony Dorsett</div> <div>47 Gerald Willhite</div> <div>FB 23 Sammy Winder</div> <div>30 Steve Sewell</div> <div>P 2 Mike Horan</div> <div>PK 3 Rich Karlis</div> <div>Ret 35 Ken Bell</div> </div> <div>DEFENSE</div> <div> <div>LE 65 Walt Bowyer</div> <div>90 Freddie Gilbert</div> <div>NT 71 Greg Kragen</div> <div>RE 61 Andre Townsend</div> <div>LO 73 Simon Fletcher</div> <div>LI 77 Karl Mecklenburg</div> <div>97 Bruce Klosterman</div> <div>RI 55 Rick Dennison</div> <div>RO 50 Jim Ryan</div> <div>56 Michael Brooks</div> <div>LC 36 Mark Haynes</div> <div>RC 28 Jeremiah Castile</div> <div>45 Steve Wilson</div> <div>WS 31 Mike Harden</div> <div>SS 49 Dennis Smith</div> </div>		
<div>1989</div> <div>OFFENSE</div> <div> <div>WR 82 Vance Johnson (Ret)</div> <div>83 Michael Young</div> <div>LT 60 Gerald Perry</div> <div>LG 54 Keith Bishop</div> <div>67 Doug Widell</div> <div>C 72 Keith Kartz</div> <div>RG 66 Jim Juriga</div> <div>RT 76 Ken Lanier</div> <div>TE 88 Clarence Kay</div> <div>89 Orson Mobley</div> <div>WR 80 Mark Jackson</div> <div>30 Steve Sewell</div> <div>QB 7 John Elway</div> <div>8 Gary Kubiak</div> <div>HB 26 Bobby Humphrey</div> <div>23 Sammy Winder</div> <div>FB 40 Jeff Alexander</div> <div>32 Melvin Bratton</div> <div>P 2 Mike Horan</div> <div>PK 9 David Treadwell</div> <div>Ret 35 Ken Bell</div> </div> <div>DEFENSE</div> <div> <div>LE 92 Alphonso Carreker</div> <div>NT 71 Greg Kragen</div> <div>RE 61 Andre Townsend</div> <div>91 Warren Powers</div> <div>LO 73 Simon Fletcher</div> <div>LI 77 Karl Mecklenburg</div> <div>RI 55 Rick Dennison</div> <div>RO 56 Michael Brooks</div> <div>LC 34 Tyrone Braxton</div> <div>RC 24 Wymon Henderson</div> <div>WS 27 Steve Atwater</div> <div>SS 49 Dennis Smith</div> </div>		
<div>1990</div> <div>OFFENSE</div> <div> <div>WR 82 Vance Johnson</div> <div>84 Ricky Nattiel</div> <div>LT 60 Gerald Perry</div> <div>69 Darrell Hamilton</div> <div>LG 67 Doug Widell</div> <div>C 72 Keith Kartz</div> <div>RG 66 Jim Juriga</div> <div>RT 76 Ken Lanier</div> <div>TE 88 Clarence Kay</div> <div>WR 80 Mark Jackson</div> <div>83 Michael Young</div> <div>QB 7 John Elway</div> <div>HB 26 Bobby Humphrey</div> <div>30 Steve Sewell</div> <div>FB 23 Sammy Winder</div> <div>32 Melvin Bratton</div> <div>P 2 Mike Horan</div> <div>PK 9 David Treadwell</div> <div>Ret 20 Kevin Clark</div> </div> <div>DEFENSE</div> <div> <div>LE 91 Warren Powers</div> <div>NT 71 Greg Kragen</div> <div>RE 90 Ron Holmes</div> <div>94 Jim Szymanski</div> <div>LO 73 Simon Fletcher</div> <div>LI 77 Karl Mecklenburg</div> <div>RI 51 Marc Munford</div> <div>59 Tim Lucas</div> <div>RO 56 Michael Brooks</div> <div>LC 48 Randy Robbins</div> <div>22 Alton Montgomery (Ret)</div> <div>RC 24 Wymon Henderson</div> <div>FS 27 Steve Atwater</div> <div>SS 49 Dennis Smith</div> </div>		
<div>1991</div> <div>OFFENSE</div> <div> <div>WR 83 Michael Young</div> <div>82 Vance Johnson (Ret)</div> <div>LT 62 Jeff Davidson</div> <div>69 Darrell Hamilton</div> <div>LG 67 Doug Widell</div> <div>C 72 Keith Kartz</div> <div>RG 68 Crawford Ker</div> <div>63 Sean Farrell</div> <div>RT 76 Ken Lanier</div> <div>TE 88 Clarence Kay</div> <div>81 Shannon Sharpe</div> <div>WR 83 Mark Jackson</div> <div>85 Derek Russell</div> <div>QB 7 John Elway</div> <div>HB 28 Gaston Green</div> <div>33 Robert Perryman</div> <div>FB 20 Greg Lewis</div> <div>30 Steve Sewell</div> <div>P 2 Mike Horan</div> <div>PK 9 David Treadwell</div> <div>Ret 22 Alton Montgomery</div> </div> <div>DEFENSE</div> <div> <div>LE 91 Warren Powers</div> <div>NT 71 Greg Kragen</div> <div>RE 90 Ron Holmes</div> <div>LO 73 Simon Fletcher</div> <div>LI 77 Karl Mecklenburg</div> <div>RI 51 Mike Croel</div> <div>RO 56 Michael Brooks</div> <div>LC 34 Tyrone Braxton</div> <div>RC 24 Wymon Henderson</div> <div>FS 27 Steve Atwater</div> <div>SS 49 Dennis Smith</div> </div>		
<div>1992</div> <div>OFFENSE</div> <div> <div>WR 82 Vance Johnson</div> <div>86 Arthur Marshall (Ret)</div> <div>LT 68 Russell Freeman</div> <div>LG 62 Jeff Davidson</div> <div>C 72 Keith Kartz</div> <div>RG 67 Doug Widell</div> <div>RT 76 Ken Lanier</div> <div>TE 84 Shannon Sharpe</div> <div>89 Reggie Johnson</div> <div>WR 80 Mark Jackson</div> <div>85 Derek Russell</div> <div>QB 7 John Elway</div> <div>8 Tommy Maddox</div> <div>HB 28 Gaston Green</div> <div>20 Greg Lewis</div> <div>FB 38 Reggie Rivers</div> <div>P 2 Mike Horan</div> <div>4 Ruben Rodriguez</div> <div>PK 9 David Treadwell</div> <div>Ret 22 Alton Montgomery</div> </div> <div>DEFENSE</div> <div> <div>LE 70 Brian Sochia</div> <div>99 Shane Dronett</div> <div>NT 71 Greg Kragen</div> <div>RE 96 Kenny Walker</div> <div>LO 51 Mike Croel</div> <div>LI 77 Karl Mecklenburg</div> <div>RI 56 Michael Brooks</div> <div>RO 73 Simon Fletcher</div> <div>LC 34 Tyrone Braxton</div> <div>RC 24 Wymon Henderson</div> <div>FS 27 Steve Atwater</div> <div>SS 49 Dennis Smith</div> </div>		
<div>1993</div> <div>OFFENSE</div> <div> <div>WR 82 Vance Johnson</div> <div>86 Arthur Marshall</div> <div>LT 65 Gary Zimmerman</div> <div>LG 79 Dave Widell</div> <div>C 72 Keith Kartz</div> <div>RG 75 Brian Habib</div> <div>RT 68 Russell Freeman</div> <div>TE 84 Shannon Sharpe</div> <div>89 Reggie Johnson</div> <div>WR 85 Derek Russell (Ret)</div> <div>QB 7 John Elway</div> <div>RB 33 Rod Bernstine</div> <div>P 16 Tom Rouen</div> <div>PK 1 Jason Elam</div> <div>Ret 22 Glyn Milburn</div> </div> <div>DEFENSE</div> <div> <div>LE 90 Dan Williams</div> <div>NT 71 Greg Kragen</div> <div>RE 99 Shane Dronett</div> <div>LOLB 51 Mike Croel</div> <div>LILB 77 Karl Mecklenburg</div> <div>RILB 57 Dave Wyman</div> <div>ROLB 73 Simon Fletcher</div> <div>LCB 34 Tyrone Braxton</div> <div>RCB 29 Charles Dimry</div> <div>FS 27 Steve Atwater</div> <div>SS 49 Dennis Smith</div> </div>		

1994

OFFENSE

WR	83	Anthony Miller
LT	65	Gary Zimmerman
LG	64	Jon Melander
C	79	Dave Widell
RG	75	Brian Habib
RT	76	Kirk Scrafford
	68	Russell Freeman
TE	84	Shannon Sharpe
WR	85	Derek Russell
QB	7	John Elway
RB	42	Leonard Russell
RB	22	Glyn Milburn
P	16	Tom Rouen
PK	1	Jason Elam
Ret	22	Glyn Milburn

DEFENSE

LE	99	Shane Dronett
LT	98	Ted Washington
RT	96	Harald Hasselbach
	90	Dan Williams
RE	73	Simon Fletcher
LLB	51	Mike Croel
MLB	77	Karl Mecklenburg
RLB	58	Elijah Alexander
LCB	26	Ben Smith
RCB	39	Ray Crockett
FS	49	Dennis Smith
SS	27	Steve Atwater

1995

OFFENSE

WR	83	Anthony Miller
LT	65	Gary Zimmerman
LG	69	Mark Schlereth
C	66	Tom Nalen
RG	75	Brian Habib
RT	76	Broderick Thompson
TE	84	Shannon Sharpe
WR	81	Mike Pritchard
QB	7	John Elway
RB	30	Terrell Davis
FB	29	Aaron Craver
P	16	Tom Rouen
PK	1	Jason Elam
Ret	22	Glyn Milburn

DEFENSE

LE	96	Harald Hasselbach
LT	93	James Jones
RT	95	Michael Dean Perry
RE	73	Simon Fletcher
LLB	58	Elijah Alexander
	59	Glenn Cadrez
MLB	92	Dave Wyman
RLB	57	Allen Aldridge
LCB	39	Ray Crockett
RCB	48	Lionel Washington
FS	27	Steve Atwater
SS	34	Tyrone Braxton

1996

OFFENSE

WR	83	Anthony Miller
LT	65	Gary Zimmerman
LG	69	Mark Schlereth
C	66	Tom Nalen
RG	75	Brian Habib
RT	76	Broderick Thompson
TE	84	Shannon Sharpe
WR	87	Ed McCaffrey
QB	7	John Elway
RB	30	Terrell Davis
FB	29	Aaron Craver
P	16	Tom Rouen
PK	1	Jason Elam
KRet	22	Vaughn Hebron
PRet	80	Rod Smith

DEFENSE

LE	90	Dan Williams
LT	97	Mike Lodish
RT	95	Michael Dean Perry
RE	91	Alfred Williams
SLB	53	Bill Romanowski
MLB	57	Allen Aldridge
WLB	51	John Mobley
LCB	39	Ray Crockett
RCB	48	Lionel Washington
FS	27	Steve Atwater
SS	34	Tyrone Braxton

1997

OFFENSE

WR	80	Rod Smith
LT	65	Gary Zimmerman
LG	69	Mark Schlereth
C	66	Tom Nalen
RG	75	Brian Habib
RT	77	Tony Jones
TE	84	Shannon Sharpe
WR	87	Ed McCaffrey
QB	7	John Elway
RB	30	Terrell Davis
FB	29	Howard Griffith
P	16	Tom Rouen
PK	1	Jason Elam
KRet	22	Vaughn Hebron

DEFENSE

LE	90	Neil Smith
LT	94	Keith Traylor
RT	98	Maa Tanuvasa
	95	Michael Dean Perry
RE	91	Alfred Williams
SLB	53	Bill Romanowski
MLB	57	Allen Aldridge
WLB	51	John Mobley
LCB	39	Ray Crockett
RCB	23	Darrien Gordon (PRet)
FS	27	Steve Atwater
SS	34	Tyrone Braxton

1998

OFFENSE

WR	80	Rod Smith
LT	77	Tony Jones
LG	69	Mark Schlereth
C	66	Tom Nalen
RG	62	Dan Neil
RT	74	Harry Swayne
TE	84	Shannon Sharpe
WR	87	Ed McCaffrey
QB	7	John Elway
RB	30	Terrell Davis
FB	29	Howard Griffith
P	16	Tom Rouen
PK	1	Jason Elam
KRet	22	Vaughn Hebron

DEFENSE

LE	90	Neil Smith
LT	94	Keith Traylor
RT	93	Trevor Pryce
RE	98	Maa Tanuvasa
SLB	53	Bill Romanowski
MLB	59	Glenn Cadrez
WLB	51	John Mobley
LCB	39	Ray Crockett
RCB	21	Darrien Gordon (PRet)
FS	27	Steve Atwater
SS	34	Tyrone Braxton
	26	Eric Brown

1999

OFFENSE

WR	80	Rod Smith
LT	77	Tony Jones
LG	69	Mark Schlereth
C	66	Tom Nalen
RG	62	Dan Neil
RT	78	Matt Lepsis
TE	89	Dwayne Carswell
	84	Shannon Sharpe
WR	87	Ed McCaffrey
QB	14	Brian Griese
RB	22	Olandis Gary
	30	Terrell Davis
FB	29	Howard Griffith
P	16	Tom Rouen
PK	1	Jason Elam
KRet	21	Chris Watson
PRet	21	Chris Watson

DEFENSE

LE	90	Neil Smith
	98	Maa Tanuvasa
LT	94	Keith Traylor
RT	93	Trevor Pryce
RE	98	Maa Tanuvasa
	91	Alfred Williams
SLB	53	Bill Romanowski
MLB	56	Al Wilson
WLB	59	Glenn Cadrez
LCB	39	Ray Crockett
RCB	40	Dale Carter
FS	26	Eric Brown
SS	34	Tyrone Braxton

2000

OFFENSE

WR	80	Rod Smith
LT	77	Tony Jones
LG	69	Mark Schlereth
	64	Lennie Friedman
C	66	Tom Nalen
RG	62	Dan Neil
RT	78	Matt Lepsis
TE	89	Dwayne Carswell
WR	87	Ed McCaffrey
QB	14	Brian Griese
RB	38	Mike Anderson (12)
	30	Terrell Davis (4)
FB	29	Howard Griffith
P	16	Tom Rouen
PK	1	Jason Elam
KRet	24	Deltha O'Neal
PRet	24	Deltha O'Neal

DEFENSE

LE	98	Maa Tanuvasa
LT	94	Keith Traylor
RT	93	Trevor Pryce
RE	95	Kavika Pittman
SLB	53	Bill Romanowski
MLB	56	Al Wilson
WLB	51	John Mobley
LCB	39	Ray Crockett
RCB	27	Terrell Buckley
FS	26	Eric Brown
SS	32	Billy Jenkins

2001

OFFENSE

WR	80	Rod Smith
LT	70	Trey Teague
LG	64	Lennie Friedman
C	66	Tom Nalen
RG	62	Dan Neil
RT	78	Matt Lepsis
TE	89	Dwayne Carswell
WR	87	Ed McCaffrey (1)
	85	Eddie Kennison (7)
	81	Keith Poole (3)
	82	Kevin Kasper (4)
QB	14	Brian Griese
RB	30	Terrell Davis (8)
	38	Mike Anderson (7)
FB	86	Patrick Hape (8)
	37	Tony Carter (6)
P	16	Tom Rouen
PK	1	Jason Elam
KRet	84	Chris Cole
PRet	24	Deltha O'Neal

DEFENSE

LE	97	Keith Washington
LT	91	Chester McGlockton
RT	93	Trevor Pryce
RE	95	Kavika Pittman
SLB	53	Bill Romanowski
MLB	56	Al Wilson
WLB	51	John Mobley
LCB	24	Deltha O'Neal
RCB	27	Denard Walker
FS	26	Eric Brown
SS	28	Kenoy Kennedy

2002

OFFENSE

WR	80	Rod Smith
LT	74	Ephraim Salaam
LG	50	Ben Hamilton (first 7)
	79	Steve Herndon (last 9)
C	66	Tom Nalen (first 7)
	50	Ben Hamilton (last 9)
RG	62	Dan Neil
RT	78	Matt Lepsis
TE	84	Shannon Sharpe
WR	87	Ed McCaffrey
QB	14	Brian Griese
RB	26	Clinton Portis
FB	38	Mike Anderson
P	4	Micah Knorr (last 8)
	16	Tom Rouen (first 8)
PK	1	Jason Elam
KRet	34	Reuben Droughns
	83	Scottie Montgomery
	82	Kevin Kasper
PRet	24	Deltha O'Neal

DEFENSE

LE	93	Trevor Pryce
LT	94	Lional Dalton
RT	91	Chester McGlockton
RE	95	Kavika Pittman
SLB	51	John Mobley
MLB	56	Al Wilson
WLB	52	Ian Gold
LCB	24	Deltha O'Neal
RCB	27	Denard Walker
FS	43	Izell Reese
SS	28	Kenoy Kennedy

2003

OFFENSE

WR	80	Rod Smith
LT	74	Ephraim Salaam
LG	50	Ben Hamilton
C	66	Tom Nalen
RG	62	Dan Neil
RT	78	Matt Lepsis
TE	84	Shannon Sharpe
WR	87	Ed McCaffrey (8)
	85	Ashley Lelie (8)
QB	16	Jake Plummer
RB	26	Clinton Portis
FB	38	Mike Anderson (10)
	34	Reuben Droughns (6)
P	4	Micah Knorr
PK	1	Jason Elam
KRet	81	Chris Cole
	34	Reuben Droughns
PRet	24	Deltha O'Neal

DEFENSE

LE	93	Trevor Pryce
LT	68	Mario Fatafehi
RT	90	Darius Holland
RE	92	Bertrand Berry
SLB	57	Jashon Sykes (9)
	51	John Mobley (7)
MLB	56	Al Wilson
WLB	59	Donnie Spragan (8)
	52	Ian Gold (6)
LCB	35	Lenny Walls
RCB	31	Kelly Herndon (11)
	24	Deltha O'Neal
FS	42	Sam Brandon (10)
	25	Nick Ferguson (6)
SS	28	Kenoy Kennedy

2004

OFFENSE

WR	80	Rod Smith
LT	78	Matt Lepsis
LG	50	Ben Hamilton
C	66	Tom Nalen
RG	62	Dan Neil (first 12)
	65	Cooper Carlisle (last 4)
RT	72	George Foster
TE	89	Dwayne Carswell (14)
WR	85	Ashley Lelie
QB	16	Jake Plummer
RB	34	Reuben Droughns (last 12)
	22	Quentin Griffin (first 4)
FB	34	Reuben Droughns (3)
	39	Kyle Johnson (3)
P	4	Micah Knorr
PK	1	Jason Elam
KRet	45	Roc Alexander
	10	Triandos Luke
	34	Reuben Droughns
PRet	10	Triandos Luke
	80	Rod Smith

DEFENSE

LE	92	Marco Coleman
LT	68	Mario Fatafehi
RT	75	Monsanto Pope
RE	98	Reggie Hayward
SLB	59	Donnie Spragan
MLB	56	Al Wilson
WLB	52	D.J. Williams
LCB	24	Champ Bailey
RCB	31	Kelly Herndon
FS	47	John Lynch
SS	28	Kenoy Kennedy

2005

OFFENSE

WR	80	Rod Smith
LT	78	Matt Lepsis
LG	50	Ben Hamilton
C	66	Tom Nalen
RG	65	Cooper Carlisle
RT	72	George Foster
TE	82	Stephen Alexander
WR	85	Ashley Lelie
QB	16	Jake Plummer
RB	38	Mike Anderson
FB	39	Kyle Johnson
P	10	Todd Sauerbrun
PK	1	Jason Elam
KRet	27	Darrent Williams
	45	Roc Alexander
	81	Charlie Adams
PRet	27	Darrent Williams
	81	Charlie Adams

DEFENSE

LE	98	Courtney Brown
LT	96	Michael Myers
RT	61	Gerard Warren
RE	93	Trevor Pryce
SLB	55	D.J. Williams
MLB	56	Al Wilson
WLB	52	Ian Gold
LCB	24	Champ Bailey
RCB	27	Darrent Williams (9)
	22	Domonique Foxworth (7)
FS	47	John Lynch
SS	25	Nick Ferguson

2006 OFFENSE <div> <div>WR 80 Rod Smith</div> <div>LT 64 Erik Pears (last 10)</div> <div>LG 78 Matt Lepsis (first 6)</div> <div>LG 50 Ben Hamilton</div> <div>C 66 Tom Nalen</div> <div>RG 65 Cooper Carlisle</div> <div>RT 72 George Foster</div> <div>TE 82 Stephen Alexander</div> <div>WR 84 Javon Walker</div> <div>QB 16 Jake Plummer (first 11)</div> <div>QB 6 Jay Cutler (last 5)</div> <div>RB 26 Tatum Bell</div> <div>FB 39 Kyle Johnson</div> <div>P 3 Paul Ernster</div> <div>PK 1 Jason Elam</div> <div>KRet 19 Brian Clark</div> <div>11 Quincy Morgan</div> <div>PRet 27 Darrent Williams</div> </div> DEFENSE <div> <div>LE 76 Kenard Lang</div> <div>LT 96 Michael Myers</div> <div>RT 61 Gerard Warren</div> <div>RE 91 Ebenezer Ekuban</div> <div>SLB 55 D.J. Williams</div> <div>MLB 56 Al Wilson</div> <div>WLB 52 Ian Gold</div> <div>LCB 24 Champ Bailey</div> <div>RCB 27 Darrent Williams</div> <div>FS 47 John Lynch</div> <div>SS 25 Nick Ferguson</div> </div>			2007 OFFENSE <div> <div>WR 15 Brandon Marshall</div> <div>LT 78 Matt Lepsis</div> <div>LG 73 Chris Kuper (last 11)</div> <div>62 Chris Myers (first 5)</div> <div>62 Chris Myers (last 11)</div> <div>66 Tom Nalen (first 5)</div> <div>RG 70 Montrae Holland</div> <div>RT 64 Erik Pears</div> <div>TE 89 Daniel Graham</div> <div>WR 14 Brandon Stokley</div> <div>QB 6 Jay Cutler</div> <div>RB 35 Selvin Young (8)</div> <div>20 Travis Henry (7)</div> <div>FB 37 Cecil Sapp</div> <div>P 10 Todd Sauerbrun</div> <div>PK 1 Jason Elam</div> <div>KRet 23 Andre Hall</div> <div>17 Glenn Martinez</div> <div>PRet 17 Glenn Martinez</div> </div> DEFENSE <div> <div>LE 60 John Engelberger</div> <div>LT 95 Sam Adams (11)</div> <div>79 Marcus Thomas (5)</div> <div>RT 99 Alvin McKinley</div> <div>RE 92 Elvis Dumervil</div> <div>SLB 58 Nate Webster</div> <div>MLB 55 D.J. Williams</div> <div>WLB 52 Ian Gold</div> <div>LCB 24 Champ Bailey</div> <div>RCB 32 Dré Bly</div> <div>FS 47 John Lynch</div> <div>SS 21 Hamza Abdullah (8)</div> <div>25 Nick Ferguson (7)</div> </div>			2008 OFFENSE <div> <div>WR 15 Brandon Marshall</div> <div>LT 78 Ryan Clady</div> <div>LG 50 Ben Hamilton</div> <div>C 62 Casey Wiegmann</div> <div>RG 73 Chris Kuper</div> <div>RT 74 Ryan Harris</div> <div>TE 89 Daniel Graham</div> <div>WR 19 Eddie Royal</div> <div>QB 6 Jay Cutler</div> <div>RB 35 Selvin Young (first 5)</div> <div>28 Michael Pittman (3)</div> <div>22 Peyton Hillis (3)</div> <div>21 Tatum Bell (3)</div> <div>22 Peyton Hillis</div> <div>P 1 Brett Kern</div> <div>PK 5 Matt Prater</div> <div>KRet 19 Eddie Royal</div> <div>23 Andre Hall</div> <div>PRet 19 Eddie Royal</div> </div> DEFENSE <div> <div>LE 60 John Engelberger (first 6)</div> <div>91 Ebenezer Ekuban (last 10)</div> <div>LT 63 Dewayne Robertson</div> <div>RT 79 Marcus Thomas</div> <div>RE 92 Elvis Dumervil</div> <div>SLB 51 Jamie Winborn (10)</div> <div>97 Boss Bailey (6)</div> <div>58 Nate Webster</div> <div>WLB 55 D.J. Williams</div> <div>LCB 24 Champ Bailey (9)</div> <div>34 Joshua Bell (5)</div> <div>RCB 32 Dré Bly</div> <div>FS 20 Marlon McCree (7)</div> <div>37 Calvin Lowry (3)</div> <div>39 Vernon Fox (2)</div> <div>36 Josh Barrett (2)</div> <div>SS 33 Marquand Manuel</div> </div>
2009 OFFENSE <div> <div>WR 15 Brandon Marshall</div> <div>LT 78 Ryan Clady</div> <div>LG 50 Ben Hamilton (8)</div> <div>71 Russ Hochstein (8)</div> <div>C 62 Casey Wiegmann</div> <div>RG 73 Chris Kuper</div> <div>RT 74 Ryan Harris (8)</div> <div>76 Tyler Polumbus (8)</div> <div>TE 89 Daniel Graham</div> <div>WR 19 Eddie Royal</div> <div>QB 8 Kyle Orton</div> <div>RB 27 Knowshon Moreno (9)</div> <div>28 Correll Buckhalter (7)</div> <div>TE 88 Tony Scheffler</div> <div>P 17 Mitch Berger (last 10)</div> <div>P 1 Brett Kern (first 6)</div> <div>PK 5 Matt Prater</div> <div>KRet 19 Eddie Royal</div> <div>PRet 19 Eddie Royal</div> </div> DEFENSE <div> <div>LE 98 Ryan McBean</div> <div>LDT 91 Ronald Fields</div> <div>RDT 90 Kenny Peterson</div> <div>RE 57 Mario Haggan</div> <div>WLB 55 D.J. Williams</div> <div>MLB 54 Andra Davis</div> <div>SLB 92 Elvis Dumervil</div> <div>LCB 24 Champ Bailey</div> <div>RCB 21 André Goodman</div> <div>FS 23 Renaldo Hill</div> <div>SS 20 Brian Dawkins</div> </div>			2010 OFFENSE <div> <div>WR 15 Brandon Lloyd (11)</div> <div>LT 78 Ryan Clady</div> <div>LG 68 Zane Beadles (8)</div> <div>64 Stanley Daniels (4)</div> <div>71 Russ Hochstein (4)</div> <div>C 50 J.D. Walton</div> <div>RG 73 Chris Kuper</div> <div>RT 74 Ryan Harris (10)</div> <div>68 Zane Beadles (6)</div> <div>TE 89 Daniel Graham</div> <div>WR 10 Jabar Gaffney (11)</div> <div>19 Eddie Royal (10)</div> <div>QB 8 Kyle Orton</div> <div>RB 27 Knowshon Moreno</div> <div>P 4 Britton Colquitt</div> <div>PK 5 Matt Prater (12)</div> <div>3 Steven Hauschka (4)</div> <div>KRet 87 Eric Decker</div> <div>88 Demaryius Thomas</div> <div>PRet 19 Eddie Royal</div> </div> DEFENSE <div> <div>LE 97 Justin Bannan</div> <div>NT 77 Jamal Williams</div> <div>RE 99 Kevin Vickerson</div> <div>98 Ryan McBean</div> <div>OLB 52 Jason Hunter (9)</div> <div>57 Mario Haggan (8)</div> <div>ILB 57 Mario Haggan (8)</div> <div>OLB 56 Robert Ayers</div> <div>LCB 24 Champ Bailey</div> <div>RCB 21 André Goodman (8)</div> <div>32 Perrish Cox (8)</div> <div>FS 23 Renaldo Hill</div> <div>SS 20 Brian Dawkins</div> </div>			2011 OFFENSE <div> <div>WR 87 Eric Decker</div> <div>LT 78 Ryan Clady</div> <div>LG 68 Zane Beadles</div> <div>C 50 J.D. Walton</div> <div>RG 73 Chris Kuper</div> <div>RT 74 Orlando Franklin</div> <div>TE 86 Daniel Fells</div> <div>WR 19 Eddie Royal (8)</div> <div>88 Demaryius Thomas (5)</div> <div>QB 15 Tim Tebow (11)</div> <div>8 Kyle Orton (5)</div> <div>RB 23 Willis McGahee</div> <div>FB 46 Spencer Larsen</div> <div>P 4 Britton Colquitt</div> <div>PK 5 Matt Prater</div> <div>KRet 17 Quan Cosby</div> <div>PRet 17 Quan Cosby</div> <div>19 Eddie Royal</div> </div> DEFENSE <div> <div>LE 91 Robert Ayers</div> <div>DT 77 Brodrick Bunkley</div> <div>DT 79 Marcus Thomas (10)</div> <div>99 Kevin Vickerson (4)</div> <div>RE 92 Elvis Dumervil</div> <div>WLB 55 D.J. Williams</div> <div>MLB 51 Joe Mays</div> <div>SLB 58 Von Miller</div> <div>LCB 24 Champ Bailey</div> <div>RCB 21 André Goodman</div> <div>FS 20 Quinton Carter (8)</div> <div>26 Rahim Moore (7)</div> <div>SS 20 Brian Dawkins</div> </div>

YEAR-BY-YEAR FINAL RECORDS

Year	W	L	T	Div. Finish	Coach	Postseason (record)
1960	4	9	1	Fourth	Frank Filchock	
1961	3	11	0	Third	Frank Filchock	
1962	7	7	0	Second	Jack Faulkner	
1963	2	11	1	Fourth	Jack Faulkner	
1964	2	11	1	Fourth	Jack Faulkner (0-4) / Mac Speedie (2-7-1)	
1965	4	10	0	Fourth	Mac Speedie	
1966	4	10	0	Fourth	Mac Speedie (0-2) / Ray Malavasi (4-8)	
1967	3	11	0	Fourth	Lou Saban	
1968	5	9	0	Fourth	Lou Saban	
1969	5	8	1	Fourth	Lou Saban	
1970	5	8	1	Fourth	Lou Saban	
1971	4	9	1	Fourth	Lou Saban (2-6-1) / Jerry Smith (2-3)	
1972	5	9	0	Third	John Ralston	
1973	7	5	2	Second	John Ralston	
1974	7	6	1	Second	John Ralston	
1975	6	8	0	Second	John Ralston	
1976	9	5	0	Second	John Ralston	
1977	12	2	0	First	Red Miller	Super Bowl (2-1)
1978	10	6	0	First	Red Miller	Playoffs (0-1)
1979	10	6	0	Second	Red Miller	Playoffs (0-1)
1980	8	8	0	Fourth	Red Miller	
1981	10	6	0	Second	Dan Reeves	
1982	2	7	0	Fifth	Dan Reeves	
1983	9	7	0	Third	Dan Reeves	Playoffs (0-1)
1984	13	3	0	First	Dan Reeves	Playoffs (0-1)
1985	11	5	0	Second	Dan Reeves	
1986	11	5	0	First	Dan Reeves	Super Bowl (2-1)
1987	10	4	1	First	Dan Reeves	Super Bowl (2-1)
1988	8	8	0	Second	Dan Reeves	
1989	11	5	0	First	Dan Reeves	Super Bowl (2-1)
1990	5	11	0	Fifth	Dan Reeves	
1991	12	4	0	First	Dan Reeves	AFC Championship (1-1)
1992	8	8	0	Third	Dan Reeves	
1993	9	7	0	Third	Wade Phillips	Playoffs (0-1)
1994	7	9	0	Fourth	Wade Phillips	
1995	8	8	0	Fourth	Mike Shanahan	
1996	13	3	0	First	Mike Shanahan	Playoffs (0-1)
1997	12	4	0	Second	Mike Shanahan	Super Bowl Champion (4-0)
1998	14	2	0	First	Mike Shanahan	Super Bowl Champion (3-0)
1999	6	10	0	Fifth	Mike Shanahan	
2000	11	5	0	Second	Mike Shanahan	Playoffs (0-1)
2001	8	8	0	Third	Mike Shanahan	
2002	9	7	0	Second	Mike Shanahan	
2003	10	6	0	Second	Mike Shanahan	Playoffs (0-1)
2004	10	6	0	Second	Mike Shanahan	Playoffs (0-1)
2005	13	3	0	First	Mike Shanahan	AFC Championship (1-1)
2006	9	7	0	Third	Mike Shanahan	
2007	7	9	0	Second	Mike Shanahan	
2008	8	8	0	Second	Mike Shanahan	
2009	8	8	0	Second	Josh McDaniels	
2010	4	12	0	Fourth	Josh McDaniels (3-9) / Eric Studesville (1-3)	
2011	8	8	0	First	John Fox	Playoffs (1-1)
Total	406	372	10	(.522)		(Total Playoff Record: 18-16)

2 World Championships: (1997-98)

6 Super Bowl Appearances: (1977, '86-87, '89, '97-98)

8 AFC Championship Games: (1977, '86-87, '89, '91, '97-98, '05)

11 Division Titles: (1977-78, '84, '86-87, '89, '91, '96, '98, '05, '11)

18 Playoff Appearances: (1977-79, '83-84, '86-87, '89, '91, '93, '96-98, '00, '03-05, '11)

24 Winning Seasons: (1973-74, '76-79, '81, '83-87, '89, '91, '93, '96-98, '00, '02-06)

POSTSEASON GAME SUMMARIES





New England 45, Denver 10

Saturday, Jan. 14, 2012 • 8:15 p.m. EST • Gillette Stadium • Foxborough, Mass.

WEATHER: Partly Cloudy, 24° (wind chill 12°), Wind WNW 13 mph • TIME: 3:10 • ATTENDANCE: 68,756

2011 AFC Divisional Playoff Game

The Denver Broncos fell short of extending their magical season all the way to the AFC Championship Game with a 45-10 loss to the New England Patriots at Gillette Stadium in front of 68,756 fans.

Unable to avenge its Week 15 home loss to the Patriots, Denver surrendered 509 yards of total offense to New England, including 363 passing yards and an NFL postseason record-tying six touchdowns by quarterback Tom Brady.

Battling frigid temperatures throughout the evening, Brady completed 26-of-34 passes (76.5%) and threw scoring strikes to four different receivers.

Patriots tight end Rob Gronkowski was Brady's primary target throughout the contest, reeling in 10 receptions for 143 yards and three first-half touchdowns.

New England took just 1:51 to record its first touchdown—a 7-yard strike from Brady to wide receiver Wes Welker. Gronkowski made a 10-yard scoring catch on the Patriots' next possession to give the home team an early 14-0 advantage.

An interception by rookie safety Quinton Carter gave Denver the ball at New England's 24-yard line late in the opening quarter, and the Broncos capitalized by cutting the deficit to seven in just four plays. Running back Willis McGahee, who led all rushers with 76 yards on 17 carries (4.5 avg.) scored on a 5-yard run to put Denver on the scoreboard and close to within 14-7.

New England scored 21 unanswered points in the final 7:42 of the second quarter—Brady found Gronkowski for two more scores and connected with wide receiver Deion Branch for a 61-yard touchdown—and the Patriots led 35-7 at the half.

The Patriots thwarted any comeback attempt by the Broncos with a touchdown on their first possession of the second half—a 17-yard pass from Brady to tight end Aaron Hernandez to put them up 42-7.

The two teams traded field goals late in the game for the final 45-10 score that punched New England's ticket to the conference championship for the sixth time in 11 years.

In the loss, Carter became just the ninth rookie in the Super Bowl era to record an interception in back-to-back playoff games.

Broncos wide receiver Demaryius Thomas continued his season surge by catching a team-best six passes for 93 yards (15.5 avg.), and linebacker Joe Mays led all Broncos defenders with nine total tackles (4 solo).

OFFICIALS:

Referee — Gene Steratore (114); **Umpire** — Bill Schuster (129); **Head Linesman** — Wayne Mackie (106); **Line Judge** — Ron Marinucci (107); **Side Judge** — Joe Larrew (73); **Field Judge** — Bob Waggoner (25); **Back Judge** — Dino Paganelli (105); **Replay** — Paul Weidner.

DENVER BRONCOS

OFFENSE

WR 88 D. Thomas
LT 78 R. Clady
LG 64 Z. Beadles
C 50 J. Walton
RG 71 R. Hochstein
RT 74 O. Franklin
TE 86 D. Fells
TE 81 D. Rosario
QB 15 T. Tebow
RB 23 W. McGahee
TE 85 V. Green

DEFENSE

LDE 98 R. McBean
NT 79 M. Thomas
RDE 92 E. Dumervil
SLB 58 V. Miller
MLB 51 J. Mays
WLB 55 D. Williams
LCB 24 C. Bailey
RCB 21 A. Goodman
FS 30 D. Bruton
SS 28 Q. Carter
CB 25 C. Harris

BRONCOS SUBSTITUTIONS: P 4 B.Colquitt, K 5 M.Prater, WR 12 M.Willis, WR 16 D.Goodwin, WR 19 E.Royal, S 26 R.Moore, CB 29 J.Wilhite, CB 32 T.Carter, RB 35 L.Ball, S 36 R.Bush, RB 37 J.Johnson, WLB 52 W.Woodyard, LS 54 D.Binn, MLB 56 N.Irving, MLB 57 M.Haggan, LB 59 B.Iwuh, G 65 M.Ramirez, T 75 C.Clark, DT 77 B.Bunkley, DE 90 J.Hunter, DE 91 R.Ayers, DT 96 M.Unrein. **DID NOT PLAY:** QB 9 Brady Quinn, T 76 Tony Hills. **INACTIVE:** S 20 B.Dawkins, LB 53 M.Mohamed, LS 66 L.Paxton, T 72 R.Harris, TE 80 J.Thomas, WR 87 E.Decker, DE 95 D.Harvey.

NEW ENGLAND PATRIOTS

OFFENSE

WR 83 W. Welker
LT 72 M. Light
LG 70 L. Mankins
C 63 D. Connolly
RG 54 B. Waters
RT 77 N. Solder
TE 87 R. Gronkowski
WR 84 D. Branch
QB 12 T. Brady
TE 81 A. Hernandez
RB 42 B. Green-Ellis

DEFENSE

LE 75 V. Wilfork
DT 74 K. Love
DT 71 B. Deaderick
RE 95 M. Anderson
LB 50 R. Ninkovich
LB 51 J. Mayo
LB 55 B. Spikes
LCB 32 D. McCourty
RCB 24 K. Arrington
S 44 J. Ihedigbo
S 25 P. Chung

PATRIOTS SUBSTITUTIONS: K 3 S.Gostkowski, WR 10 T.Underwood, WR 11 J.Edelman, P 14 Z.Mesko, WR 18 M.Slater, RB 22 S.Ridley, CB 27 A.Molden, DB 29 S.Moore, S 31 S.Brown, RB 33 K.Faulk, FB 36 L.Polite, RB 39 D.Woodhead, DB 41 M.Williams, LS 48 D.Aiken, LB 52 D.Fletcher, L 58 T.White, OL 61 M.Cannon, C 62 R.Wendell, OL 65 N.McDonald, WR 85 C.Ochocinco, LB 90 N.Koutouvides, DE 94 S.Ellis, DL 98 G.Warren. **DID NOT PLAY:** QB 8 B.Hoyer. **INACTIVE:** QB 15 R.Mallett, DB 23 N.Jones, RB 34 S.Vereen, LB 59 G.Guyton, OL 64 D.Thomas, T 76 S.Vollmer, DL 97 R.Brace.

		1	2	3	4	OT	TOTAL	FIELD GOALS (made () & missed)
VISITOR	Denver Broncos	0	7	3	0	—	10	M. Prater (41)
HOME	New England Patriots	14	21	7	3	—	45	S. Gostkowski (20)
Team	Qtr	Clock Time	PLAY DESCRIPTION (Extra Point) (Drive Info)				SCORE	
							Visitor	Home
PATRIOTS	1	13:09	W. Welker 7 yd. pass from T. Brady (S. Gostkowski kick) (5-80, 1:51)				0	7
PATRIOTS	1	6:42	R. Gronkowski 10 yd. pass from T. Brady (S. Gostkowski kick) (7-59, 3:25)				0	14
BRONCOS	2	14:54	W. McGahee 5 yd. run (M. Prater kick) (4-24, 2:06)				7	14
PATRIOTS	2	7:42	R. Gronkowski 12 yd. pass from T. Brady (S. Gostkowski kick) (8-52, 3:35)				7	21
PATRIOTS	2	1:57	D. Branch 61 yd. pass from T. Brady (S. Gostkowski kick) (2-72, 0:30)				7	28
PATRIOTS	2	0:05	R. Gronkowski 19 yd. pass from T. Brady (S. Gostkowski kick) (5-58, 1:04)				7	35
PATRIOTS	3	11:46	A. Hernandez 17 yd. pass from T. Brady (S. Gostkowski kick) (4-44, 1:40)				7	42
BRONCOS	3	2:14	M. Prater 41 yd. Field Goal (14-58, 6:16)				10	42
PATRIOTS	4	12:39	S. Gostkowski 20 yd. Field Goal (11-78, 4:35)				10	45

FINAL INDIVIDUAL STATISTICS																			
Denver Broncos									New England Patriots										
RUSHING		ATT	YDS	AVG	LG	TD	RUSHING		ATT		YDS	AVG	LG	TD					
W. McGahee		17	76	4.5	19	1	A. Hernandez		5		61	12.2	43	0					
L. Ball		13	44	3.4	13	0	B Green-Ellis		13		28	2.2	9	0					
T. Tebow		5	13	2.6	14	0	D. Woodhead		4		25	6.3	11	0					
J. Johnson		4	10	2.5	6	0	S. Ridley		4		21	5.3	11	0					
E. Royal		1	1	1.0	1	0	T. Brady		3		8	2.7	4	0					
							L. Polite		1		3	3.0	3	0					
TOTAL		40	144	3.6	19	1	TOTAL		30		146	4.9	43	0					
PASSING		ATT	CMP	YDS	TKD/YD	TD	LG	IN	Rtg.	PASSING		ATT	CMP	YDS	TKD/YD	TD	LG	IN	Rtg.
T. Tebow		26	9	136	5/28	0	41	0	52.7	T. Brady		34	26	363	0/0	6	61	1	137.6
TOTAL		26	9	136	5/28	0	41	0	52.7	TOTAL		34	26	363	0/0	6	61	1	137.6
PASS RECEIVING		NO	YDS	AVG	LG	TD	PASS RECEIVING		NO	YDS	AVG	LG	TD						
D. Thomas		6	93	15.5	41	0	R. Gronkowski		10	145	14.5	28	3						
E. Royal		2	25	12.5	15	0	W. Welker		6	55	9.2	17	1						
M. Willis		1	18	18.0	18	0	A. Hernandez		4	55	13.8	20	1						
							D. Branch		3	85	28.3	61	1						
							J. Edelman		1	11	11.0	11	0						
							B. Green-Ellis		1	8	8.0	8	0						
							S. Ridley		1	4	4.0	4	0						
TOTAL		9	136	15.1	41	0	TOTAL		26	363	14.0	61	6						
INTERCEPTIONS		NO	YDS	AVG	LG	TD	INTERCEPTIONS		NO	YDS	AVG	LG	TD						
Q. Carter		1	17	17.0	17	0													
TOTAL		1	17	17.0	17	0	TOTAL		0	0	0.0	—	0						
PUNTING		NO	YDS	AVG	NET	TB	IN20	LG	PUNTING		NO	YDS	AVG	NET	TB	IN20	LG		
B. Colquitt		7	272	38.9	34.9	0	1	44	Z. Mesko		2	78	39.0	39.0	0	2	40		
									T. Brady		1	48	48.0	48.0	0	1	48		
TOTAL		7	272	38.9	34.9	0	1	44	TOTAL		3	126	42.0	42.0	0	3	48		
PUNT RETURNS		NO	YDS	AVG	FC	LG	TD	PUNT RETURNS		NO	YDS	AVG	FC	LG	TD				
E. Royal		0	0	0.0	1	—	0	J. Edelman		2	28	14.0	1	15	0				
[DOWNED]		1	0	0.0	0	—	0	W. Welker		0	0	0.0	1	—	0				
[OUT OF BOUNDS]		1	0	0.0	0	—	0	K. Faulk		0	0	0.0	2	—	0				
								[DOWNED]		1	0	0.0	0	—	0				
RETURNS		2	0	0.0	1	—	0	RETURNS		2	28	14.0	4	15	0				
KICKOFF RETURNS		NO	YDS	AVG	FC	LG	TD	KICKOFF RETURNS		NO	YDS	AVG	FC	LG	TD				
M. Willis		4	68	17.0	0	25	0	D. Woodhead		1	28	28.0	0	28	0				
[TOUCHBACK]		4	0	0.0	0	—	0	[TOUCHBACK]		2	0	0.0	0	—	0				
RETURNS		4	68	17.0	0	25	0	RETURNS		1	28	28.0	0	28	0				
Denver Broncos		Own		Opp.		Out		New England Patriots		Own		Opp.		Out					
FUMBLES	Fum	Lost	Rec.	Yds	TD	FF	Rec.	Yds	TD	Bnds	FUMBLES	Fum	Lost	Rec.	Yds	TD	Bnds		
M. Willis	1	0	1	0	0	0	0	0	0	0	S. Ridley	1	1	0	0	0	0		
T. Tebow	1	1	0	0	0	0	0	0	0	0	K. Arrington	0	0	0	0	0	0		
B. Bunkley	0	0	0	0	0	1	0	0	0	0	R. Ninkovich	0	0	0	0	0	0		
M. Thomas	0	0	0	0	0	0	1	0	0	0	B. Spikes	0	0	0	0	0	0		
TOTAL	2	1	1	0	0	1	1	0	0	0	TOTAL	1	1	0	0	0	0		

FINAL TEAM STATISTICS									
	BRONCOS		PATRIOTS			BRONCOS		PATRIOTS	
TOTAL FIRST DOWNS		15		31	FGs - PATs Had Blocked		0-0		0-0
By Rushing		7		9	Net Punting Average		34.9		42.0
By Passing		7		19	TOTAL RETURN YARDAGE (Not Including Kickoffs)		17		28
By Penalty		1		3	No. and Yards Punt Returns		0-0		2-28
THIRD DOWN EFFICIENCY	7-18-39%		3-6-50%		No. and Yards Kickoff Returns		4-68		1-28
FOURTH DOWN EFFICIENCY	2-3-67%		0-0-0%		No. and Yards Interception Returns		1-17		0-0
TOTAL NET YARDS		252		509	PENALTIES Number and Yards		5-55		2-20
Total Offensive Plays (inc. times thrown passing)		71		64	FUMBLES Number and Lost		2-1		1-1
Average gain per offensive play		3.5		8.0	TOUCHDOWNS		1		6
NET YARDS RUSHING		144		146	Rushing		1		0
Total Rushing Plays		40		30	Passing		0		6
Average gain per rushing play		3.6		4.9	EXTRA POINTS Made-Attempts		1-1		6-6
Tackles for a loss-number and yards		9-26		3-5	Kicking Made-Attempts		1-1		6-6
NET YARDS PASSING		108		363	FIELD GOALS Made-Attempts		1-1		1-1
Times thrown - yards lost attempting to pass		5-28		0-0	RED ZONE EFFICIENCY		1-3-33%		5-6-83%
Gross yards passing		136		363	GOAL TO GO EFFICIENCY		1-2-50%		1-2-50%
PASS ATTEMPTS-COMPLETIONS-HAD INTERCEPTED	26-9-0		34-26-1		SAFETIES		0		0
Avg gain per pass play (inc.# thrown passing)		3.5		10.7	FINAL SCORE		10		45
KICKOFFS Number-In End Zone-Touchbacks		3-2-2		8-6-4	TIME OF POSSESSION		33:23		26:37
PUNTS Number and Average		7-38.9		3-42.0					
Had Blocked		0		0					



Denver 29, Pittsburgh 23 OT

Sunday, Jan. 8, 2012 • 2:40 p.m. MST • Sports Authority Field at Mile High • Denver

WEATHER: Sunny, 40° (wind chill 36°), Wind S 6 mph • TIME: 3:27 • ATTENDANCE: 75,970

2011 AFC Wild Card Game

The Denver Broncos rode record-setting performances by wide receiver Demaryius Thomas and quarterback Tim Tebow to a 29-23 overtime victory over the Pittsburgh Steelers in front of a sell-out crowd at Sports Authority Field at Mile High.

With the win, the Broncos snapped a three-game losing streak to end the regular season and earned their first playoff victory in six years.

Thomas set a franchise postseason record for receiving yards, catching four passes for 204 yards (51.0 avg.), including an 80-yard touchdown reception on the first play of overtime to secure the win. Tebow completed 10-of-21 passes for a career-high 316 yards and two scores against the NFL's top-ranked defense.

The Steelers seized momentum early, opening up a 6-0 lead in the first quarter on the strength of two Sean Suisham field goals, but the Broncos shook off the slow start, outscoring the Steelers 20-0 in the second quarter.

Wide receiver Eddie Royal put the Broncos on the board, hauling in a 30-yard touchdown pass from Tebow in tight coverage. Tebow followed the score with a touchdown of his own, an 8-yard run with 10:36 remaining in the second quarter to give Denver a 14-6 lead.

Broncos kicker Matt Prater added a pair of field goals before the half to give Denver a 20-6 advantage at the break.

On their only possession of the third quarter, the Steelers sustained an 11-play, 92-yard drive that was capped by a one-yard run by wide receiver Mike Wallace to bring them within a touchdown, 20-13. Prater added to the lead on the Broncos' ensuing possession, connecting on a 35-yard field goal to give Denver a 10-point cushion.

After Broncos running back Willis McGahee was stripped by Pittsburgh safety Ryan Mundy near midfield late in the game, Pittsburgh quarterback Ben Roethlisberger took advantage of the field position, finding wide receiver Jericho Cotchery for a 31-yard touchdown to knot the score at 23-23. Pittsburgh threatened once more in the final minute of regulation, but a sack of Roethlisberger by defensive end Robert Ayers ended the drive and sent the game into overtime.

On the first play in the extra frame, Thomas broke free for a completion over the middle and rumbled 80 yards for the longest game-ending play in overtime in postseason history to secure a 29-23 victory.

OFFICIALS:

Referee — Ron Winter (14); **Umpire** — Richard Hall (49); **Head Linesman** — Julian Mapp (52); **Line Judge** — Gary Arthur (108); **Side Judge** — Ronald Torbert (62); **Field Judge** — Scott Steenson (88); **Back Judge** — Richard Reels (83); **Replay** — Carl Madsen.

DENVER BRONCOS

OFFENSE

WR 87 E. Decker
WR 88 D. Thomas
LT 78 R. Clady
LG 64 Z. Beadles
C 50 J. Walton
RG 71 R. Hochstein
RT 74 O. Franklin
TE 86 D. Fells
WR 19 E. Royal
QB 15 T. Tebow
RB 23 W. McGahee

DEFENSE

DE 56 R. Ayers
NT 77 B. Bunkley
DT 79 M. Thomas
RDE 92 E. Dumervil
SLB 58 V. Miller
MLB 51 J. Mays
WLB 55 D. Williams
LCB 24 C. Bailey
RCB 21 A. Goodman
FS 30 D. Bruton
SS 28 Q. Carter

BRONCOS SUBSTITUTIONS: P 4 B.Colquitt, K 5 M.Prater, WR 12 M.Willis, CB 25 C.Harris, CB 29 J.Wilhite, CB 32 T.Carter, RB 35 L.Ball, S 36 R.Bush, RB 37 J.Johnson, WLB 52 W.Woodyard, MLB 56 N.Irving, MLB 57 M.Haggan, LB 59 B.Iwuh, G 65 M.Ramirez, LS 66 L.Paxton, T 75 C.Clark, T 76 T.Hills, TE 81 D.Rosario, TE 85 V.Green, DE 90 J.Hunter, DT 96 M.Unrein, DT 98 R.McBean. **DID NOT PLAY:** QB 9 B.Quinn, S 26 R.Moore. **INACTIVE:** S 20 B.Dawkins, FB 40 A.Sylvester, FB 46 S.Larsen, LB 53 M.Mohamed, T 72 R.Harris, TE 80 J.Thomas, DE 95 D.Harvey.

PITTSBURGH STEELERS

OFFENSE

LT 78 M. Starks
LG 68 C. Kemoeatu
C 64 D. Legursky
RG 73 R. Foster
RT 77 M. Gilbert
TE 83 H. Miller
TE 82 W. Saunders
RB 33 I. Redman
FB 85 D. Johnson
QB 7 B. Roethlisberger
WR 17 M. Wallace

DEFENSE

DE 96 Z. Hood
NT 98 C. Hampton
DE 99 B. Keisel
LOLB 56 L. Woodley
LILB 51 J. Farrior
RILB 94 L. Timmons
ROLB 92 J. Harrison
LCB 22 W. Gay
FS 29 R. Mundy
SS 43 T. Polamalu
RCB 24 I. Taylor

STEELERS SUBSTITUTIONS: K 6 S.Suisham, P 13 J.Kapinos, CB 20 B.McFadden, CB 23 K.Lewis, S 26 W.Allen, RB 30 C.Spann, CB 37 A.Madison, RB 38 J.Clark, S 42 D.Cromartie-Smith, LB 50 L.Foote, LB 55 S.Sylvester, LS 60 G.Warren, OT 72 J.Scott, OG 79 T.Essex, WR 81 A.Battle, WR 84 A.Brown, WR 86 H.Ward, WR 88 E.Sanders, WR 89 J.Cotchery, NT 90 S.McLendon, LB 93 J.Worlids, DE 97 C.Heyward. **DID NOT PLAY:** QB 10 D.Dixon, QB 16 C.Batch. **DID NOT PLAY:** QB 10 D.Dixon, QB 16 C.Batch. **INACTIVE:** RB 21 M.Moore, S 25 R.Clark, CB 28 C.Allen, C 53 M.Pouncey, LB 57 M.Ivy, DE 65 A.Woods, OT 69 J.Meredith.

		1	2	3	4	OT	TOTAL	FIELD GOALS (made () & missed)	
VISITOR	Pittsburgh Steelers	6	0	7	10	0	23	S. Suisham	(45) (38) (37)
HOME	Denver Broncos	0	20	0	3	6	29	M. Prater	(20) (28) (35)

Team	Qtr	Clock Time	PLAY DESCRIPTION (Extra Point) (Drive Info)	SCORE	
				Visitor	Home
STEELERS	1	11:14	S. Suisham 45 yd. Field Goal (8-53, 3:46)	3	0
STEELERS	1	0:23	S. Suisham 38 yd. Field Goal (12-47, 5:50)	6	0
BRONCOS	2	13:24	E. Royal 30 yd. pass from T. Tebow (M. Prater kick) (5-80, 1:59)	6	7
BRONCOS	2	10:36	T. Tebow 8 yd. run (M. Prater kick) (4-73, 2:18)	6	14
BRONCOS	2	7:30	M. Prater 20 yd. Field Goal (4-16, 1:44)	6	17
BRONCOS	2	1:05	M. Prater 28 yd. Field Goal (8-59, 4:04)	6	20
STEELERS	3	4:29	M. Wallace 1 yd. run (S. Suisham kick) (11-87, 5:56)	13	20
BRONCOS	4	13:10	M. Prater 35 yd. Field Goal (12-63, 6:19)	13	23
STEELERS	4	9:59	S. Suisham 37 yd. Field Goal (7-61, 3:11)	16	23
STEELERS	4	3:48	J. Cotchery 31 yd. pass from B. Roethlisberger (S. Suisham kick) (7-55, 3:47)	23	23
BRONCOS	5	14:49	D. Thomas 80 yd. pass from T. Tebow (1-80, 0:11)	23	29

FINAL INDIVIDUAL STATISTICS

Pittsburgh Steelers										Denver Broncos									
RUSHING		ATT	YDS	AVG	LG	TD			RUSHING		ATT	YDS	AVG	LG	TD				
I. Redman		17	121	7.1	32	0			W. McGahee		19	61	3.2	11	0				
A. Brown		1	18	18.0	18	0			T. Tebow		10	50	5.0	11	1				
B. Roethlisberger		3	15	5.0	9	0			L. Ball		4	11	2.8	5	0				
J. Clay		1	1	1.0	1	0			E. Decker		1	9	9.0	9	0				
M. Wallace		1	1	1.0	1	1													
TOTAL		23	156	6.8	32	1			TOTAL		34	131	3.9	11	1				
														TKD/					
PASSING	ATT	CMP	YDS	YD	TD	LG	IN	Rtg.	PASSING	ATT	CMP	YDS	YD	TD	LG	IN	Rtg.		
B. Roethlisberger	40	22	289	5/45	1	33	1	75.9	T. Tebow	21	10	316	0/0	2	80	0	125.6		
TOTAL	40	22	289	5/45	1	33	1	75.9	TOTAL	21	10	316	0/0	2	80	0	125.6		
PASS RECEIVING				NO	YDS	AVG	LG	TD	PASS RECEIVING				NO	YDS	AVG	LG	TD		
E. Sanders				6	81	13.5	18	0	D. Thomas				4	204	51.0	80	1		
A. Brown				5	70	14.0	25	0	E. Royal				3	49	16.3	30	1		
H. Miller				5	60	12.0	33	0	D. Fells				2	57	28.5	40	0		
M. Wallace				3	26	8.7	17	0	L. Ball				1	6	6.0	6	0		
I. Redman				2	21	10.5	12	0											
J. Cotchery				1	31	31.0	31	1											
TOTAL				22	289	13.1	33	1	TOTAL				10	316	31.6	80	2		
INTERCEPTIONS		NO		YDS	AVG	LG	TD	INTERCEPTIONS		NO		YDS	AVG	LG	TD				
									Q. Carter				1	9	9.0	9	0		
TOTAL		0		0	0.0	0	0		TOTAL		1		9	9.0	9	0			
PUNTING	NO	YDS	AVG	NET	TB	IN20	LG	PUNTING		NO	YDS	AVG	NET	TB	IN20	LG			
J. Kapinos	4	184	46.0	39.3	0	2	62	B. Colquitt		4	164	41.0	41.0	0	1	50			
TOTAL	4	184	46.0	39.3	0	2	62	TOTAL		4	164	41.0	41.0	0	1	50			
PUNT RETURNS		NO		YDS	AVG	FC	LG	TD	PUNT RETURNS		NO		YDS	AVG	FC	LG	TD		
A. Brown				0	0	0.0	3	—	0	E. Royal				3	27	9.0	1	18	0
[DOWNED]				1	0	0.0	0	—	0										
RETURNS				0	0	0.0	3	—	0	RETURNS		3		27	9.0	1	18	0	
KICKOFF RETURNS		NO		YDS	AVG	FC	LG	TD	KICKOFF RETURNS		NO		YDS	AVG	FC	LG	TD		
[TOUCHBACK]				6	0	0.0	0	—	0	M. Willis				1	19	19.0	0	19	0
										[TOUCHBACK]				6	0	0.0	0	0	0
RETURNS				0	0	0.0	0	—	0	RETURNS		1		19	19.0	0	19	0	
Pittsburgh Steelers		Own				Opp.		Out		Denver Broncos		Own				Opp.		Out	
FUMBLES	Fum	Lost	Rec.	Yds	TD	FF	Rec.	Yds	TD	FUMBLES	Fum	Lost	Rec.	Yds	TD	FF	Rec.	Yds	TD
B. Roethlisberger	1	0	1	0	0	0	0	0	0	0	0	0	0	0	0	0	0	0	0
D. Legursky	1	0	0	-23	0	0	0	0	0	0	0	0	1	0	0	0	0	0	0
H. Miller	0	0	1	0	0	0	0	0	0	0	0	0	0	0	1	0	0	0	0
R. Mundy	0	0	0	0	0	2	0	0	0	0	0	0	0	0	0	0	0	0	0
L. Woodley	0	0	0	0	0	0	1	0	0	0	0	0	0	0	0	0	0	0	0
TOTAL	2	0	2	-23	0	2	1	0	0	0	2	1	1	0	0	1	0	0	0
TOTAL		2	1	1	0	0	1	0	0	0	2	1	1	0	0	1	0	0	0

FINAL TEAM STATISTICS

	STEELERS	BRONCOS		STEELERS	BRONCOS
TOTAL FIRST DOWNS	21	18	FGs - PATs Had Blocked	0-0	0-0
By Rushing	9	6	Net Punting Average	39.3	41.0
By Passing	11	9	TOTAL RETURN YARDAGE (Not Including Kickoffs)	0	36
By Penalty	1	3	No. and Yards Punt Returns	0-0	3-27
THIRD DOWN EFFICIENCY	7-16-44%	3-10-30%	No. and Yards Kickoff Returns	0-0	1-19
FOURTH DOWN EFFICIENCY	0-1-0%	0-0-0%	No. and Yards Interception Returns	0-0	1-9
TOTAL NET YARDS	400	447	PENALTIES Number and Yards	6-61	5-30
Total Offensive Plays (inc. times thrown passing)	68	55	FUMBLES Number and Lost	2-0	2-1
Average gain per offensive play	5.9	8.1	TOUCHDOWNS	2	3
NET YARDS RUSHING	156	131	Rushing	1	1
Total Rushing Plays	23	34	Passing	1	2
Average gain per rushing play	6.8	3.9	EXTRA POINTS Made-Attempts	2-2	2-2
Tackles for a loss-number and yards	0-0	2-4	Kicking Made-Attempts	2-2	2-2
NET YARDS PASSING	244	316	FIELD GOALS Made-Attempts	3-3	3-3
Times thrown - yards lost attempting to pass	5-45	0-0	RED ZONE EFFICIENCY	1-2-50%	1-4-25%
Gross yards passing	289	316	GOAL TO GO EFFICIENCY	1-1-100%	0-1-0%
PASS ATTEMPTS-COMPLETIONS-HAD INTERCEPTED	40-22-1	21-10-0	SAFETIES	0	0
Avg gain per pass play (inc.# thrown passing)	5.4	15.0	FINAL SCORE	23	29
KICKOFFS Number-In End Zone-Touchbacks	7-7-6	6-6-6	TIME OF POSSESSION	31:06	29:05
PUNTS Number and Average	4-46.0	4-41.0			
Had Blocked	0	0			

BRONCOS DEFENSIVE STATISTICS

(based on press box totals)																	
PLAYER	UT	A	TT	S-YDS	I-YDS	PD	FF	FR	PLAYER	UT	A	TT	S-YDS	I-YDS	PD	FF	FR
D. Bruton	8	0	8	0-0	0-0	1	0	0	A. Goodman	3	0	3	0-0	0-0	0	0	0
J. Mays	5	1	6	0-0	0-0	0	0	0	B. Bunkley	2	0	2	1-6	0-0	0	0	0
D. Williams	5	0	5	0-0	0-0	2	0	0	E. Dumervil	2	0	2	1-11	0-0	0	1	0
Q. Carter	5	0	5	0-0	1-9	1	0	0	M. Thomas	1	0	1	0-0	0-0	0	0	0
C. Harris	4	1	5	0-0	0-0	0	0	0	R. Bush	1	0	1	0-0	0-0	0	0	0
R. Ayers	3	0	3	2-24	0-0	0	0	0	J. Hunter	1	0	1	0-0	0-0	0	0	0
V. Miller	3	0	3	1-4	0-0	0	0	0	TEAM TOTALS	46	2	48	5-45	1-9	7	1	0
C. Bailey	3	0	3	0-0	0-0	3	0	0									



Pittsburgh 34, Denver 17

Sunday, Jan. 22, 2006 • 1:08 p.m. MST • INVESCO Field at Mile High • Denver

WEATHER: Sunny, 34° (wind chill 18°), Wind SE 11 mph • TIME: 3:03 • ATTENDANCE: 76,775

2005 AFC Championship Game

The Denver Broncos' 2005 season ended one game short of Super Bowl XL with a 34-17 loss to the Pittsburgh Steelers in the AFC Championship Game at INVESCO Field at Mile High in front of 76,775 fans.

The Broncos' defeat was their first ever at home in an AFC title game as the team entered its contest against Pittsburgh 4-0 in those situations. The loss snapped Denver's 11-game overall home winning streak and was only the Broncos' third defeat in their 15 all-time home postseason playoff games.

A week after forcing five turnovers to beat the Patriots in the Divisional Round, Denver recorded four giveaways against the Steelers. Pittsburgh scored 24 points off two interceptions and two fumbles by the Broncos, who surrendered only 27 points off giveaways during the entire 2005 regular season.

Pittsburgh converted 10-of-16 third-down attempts (62.5%), including eight of its first nine such attempts, to take control of the game. Quarterback Ben Roethlisberger compiled a 124.9 passer rating, throwing for 275 yards with two touchdowns and no interceptions to lead Pittsburgh to its sixth Super Bowl.

Broncos quarterback Jake Plummer completed 18-of-30 passes (60.0%) for 223 yards with one touchdown and two interceptions. Denver wide receiver Rod Smith caught four passes for 61 yards (15.3 avg.), becoming the Broncos' all-time leader in career postseason receptions (49).

The Steelers scored the game's first points on a 47-yard field goal by Jeff Reed at 4:11 of the first quarter. Pittsburgh extended its lead to 10-0 on a 12-yard touchdown grab by wide receiver Cedric Wilson at 14:54 of the second quarter.

Jason Elam's 23-yard field goal on Denver's next drive trimmed the Broncos' deficit, but the Steelers went ahead 17-3 on a 3-yard touchdown run by Jerome Bettis with 1:55 left in the first half.

Plummer was intercepted on the first play of Denver's ensuing series. The turnover proved costly as wide receiver Hines Ward caught a 17-yard touchdown pass with seven seconds remaining in the first half to put Denver behind 24-3.

Plummer moved the Broncos within 14, 24-10, on a 30-yard touchdown pass to wide receiver Ashley Lelie with 3:36 left in the third quarter. Denver also closed its deficit to 10, 27-17, on a 3-yard touchdown run by Mike Anderson with 7:52 left in the game.

The Steelers sealed the win on Roethlisberger's 4-yard touchdown run at 2:59 of the fourth quarter.

OFFICIALS:

Referee — Terry McAulay (77); **Umpire** — Scott Dawson (70); **Head Linesman** — Derick Bowers (74); **Line Judge** — Mark Steinkerkner (84); **Side Judge** — Doug Toole (4); **Field Judge** — Gene Steratore (114); **Back Judge** — Keith Ferguson (61); **Replay** — Bob McGrath/Dean Blandino.

DENVER BRONCOS

OFFENSE

WR 80 R. Smith
LT 78 M. Lepsis
LG 50 B. Hamilton
C 66 T. Nalen
RG 65 C. Carlisle
RT 72 G. Foster
TE 82 S. Alexander
TE 84 W. Duke
QB 16 J. Plummer
RB 38 M. Anderson
FB 39 K. Johnson

DEFENSE

LE 98 C. Brown
LT 96 M. Myers
RT 61 G. Warren
RE 93 T. Pryce
WLB 52 I. Gold
MLB 56 A. Wilson
SLB 55 DJ. Williams
LCB 24 C. Bailey
RCB 22 D. Foxworth
SS 25 N. Ferguson
FS 47 J. Lynch

BRONCOS SUBSTITUTIONS: K 1 J. Elam, P 10 T. Sauerbrun, WR 14 T. Devoe, RB 26 T. Bell, CB 27 Da. Williams, RB 33 R. Dayne, RB 37 C. Sapp, S 40 C. Cox, CB 41 K. Paymah, S 42 S. Brandon, LB 51 K. Burns, LB 53 L. Green, LB 54 P. Chukwurah, C/G 62 C. Myers, T 74 C. Green, WR 81 C. Adams, TE/LS 83 M. Leach, WR 85 A. Lelie, TE 88 J. Putzier, DE 91 E. Ekuban, DE 95 M. Coleman, DT 97 D. Veal. **DID NOT PLAY:** QB 11 B. Van Pelt. **INACTIVE:** WR 13 D. Terrell, WR 17 D. Watts, S 21 H. Abdullah, CB 45 R. Alexander, G 59 T. Whitley, DE 60 J. Engelberger, DT 75 M. Pope, TE 89 N. Jackson.

PITTSBURGH STEELERS

OFFENSE

SE 82 A. Randle El
LT 77 M. Smith
LG 66 A. Faneca
C 64 J. Hartings
RG 73 K. Simmons
RT 78 M. Starks
TE 83 H. Miller
HB 39 W. Parker
FB 35 D. Kreider
QB 7 B. Roethlisberger
WR 86 H. Ward

DEFENSE

DE 91 A. Smith
NT 98 C. Hampton
DE 67 K. von Oelhoffen
LOLB 53 C. Haggans
LILB 51 J. Farrior
RILB 50 L. Foote
ROLB 55 J. Porter
LCB 24 I. Taylor
FS 28 C. Hope
SS 43 T. Polamalu
RCB 26 D. Townsend

STEELERS SUBSTITUTIONS: K 3 J. Reed, P 17 C. Gardocki, CB 20 B. McFadden, CB 21 R. Colclough, S 23 T. Carter, CB 29 C. Iwuoma, S 31 M. Logan, RB 34 V. Haynes, RB 36 J. Bettis, LB 54 R. Wallace, C 56 C. Okobi, LB 57 C. Kriewaldt, LS 60 G. Warren, T 72 B. Brooks, DT 76 C. Hoke, WR 80 C. Wilson, WR 81 S. Morey, TE 84 J. Tuman, WR 85 N. Washington, WR 90 T. Kirschke, LB 94 A. Frazier, DE 99 B. Keisel. **DID NOT PLAY:** QB 16 C. Batch. **INACTIVE:** QB 8 T. Maddox, RB 22 D. Staley, CB 27 W. Williams, G 68 C. Kemoeatu, T 79 T. Essex, WR 89 L. Mays, LB 92 J. Harrison, DE 96 S. Nua.


		1	2	3	4	OT	TOTAL	FIELD GOALS (made () & missed)	
VISITOR	Pittsburgh Steelers	3	21	0	10	—	34	J. Reed	(47) (42)
HOME	Denver Broncos	0	3	7	7	—	17	J. Elam	(23)

Team	Qtr	Clock Time	PLAY DESCRIPTION (Extra Point) (Drive Info)	SCORE
STEELERS	1	4:11	J. Reed 47 yd. Field Goal (12-62, 6:29)	3 0
STEELERS	2	14:54	C. Wilson 12 yd. pass from B. Roethlisberger (J. Reed, kick) (5-39, 2:53)	10 0
BRONCOS	2	9:23	J. Elam 23 yd. Field Goal (12-55, 5:31)	10 3
STEELERS	2	1:55	J. Bettis 3 yd. run (J. Reed, kick) (14-80, 7:28)	17 3
STEELERS	2	0:07	H. Ward 17 yd. pass from B. Roethlisberger (J. Reed, kick) (4:38, 1:41)	24 3
BRONCOS	3	3:36	A. Lelie 30 yd. pass from J. Plummer (J. Elam, kick) (5-80, 2:24)	24 10
STEELERS	4	13:38	J. Reed 42 yd. Field Goal (8-47, 4:58)	27 10
BRONCOS	4	7:52	M. Anderson 3 yd. run (J. Elam, kick) (7-85, 3:47)	27 17
STEELERS	4	2:59	B. Roethlisberger 4 yd. run (J. Reed, kick) (5-17, 1:53)	34 17

Final Individual Statistics																			
Pittsburgh Steelers										Denver Broncos									
Rushing		Att	Yds	Avg	LG	TD			Rushing		Att	Yds	Avg	LG	TD				
J. Bettis		15	39	2.6	7	1			M. Anderson		9	36	4.0	7	1				
W. Parker		14	35	2.5	14	0			T. Bell		5	31	6.2	11	0				
B. Roethlisberger		3	12	4.0	6	1			J. Plummer		7	30	4.3	8	0				
H. Ward		1	4	4.0	4	0													
TOTAL		33	90	2.7	14	2			TOTAL		21	97	4.6	11	1				
Passing		Att	Cmp	Yds	TD	LG	Int	Rtg.	Passing		Att	Cmp	Yds	TD	LG	Int	Rtg.		
B. Roethlisberger		29	21	275	2/7	2	30	0	124.9	J. Plummer		30	18	223	3/12	1	38	2	66.4
TOTAL		29	21	275	2/7	2	30	0	124.9	TOTAL		30	18	223	3/12	1	38	2	66.4
Pass Receiving		No		Yds	Avg	LG	TD	Pass Receiving		No		Yds	Avg	LG	TD				
C. Wilson		5		92	18.4	30	1	T. Bell		5		28	5.6	9	0				
H. Ward		5		59	11.8	21	1	R. Smith		4		61	15.3	32	0				
A. Randle El		4		52	13.0	20	0	J. Putzier		4		55	13.8	19	0				
W. Parker		3		20	6.7	8	0	M. Anderson		3		11	3.7	13	0				
H. Miller		2		31	15.5	24	0	A. Lelie		2		68	34.0	38	1				
N. Washington		1		13	13.0	13	0												
V. Haynes		1		8	8.0	8	0												
TOTAL		21		275	13.1	30	2	TOTAL		18		223	12.4	38	1				
Interceptions		No		Yds	Avg	LG	TD	Interceptions		No		Yds	Avg	LG	TD				
L. Foote		1		14	14.0	14	0												
I. Taylor		1		1	1.0	1	0												
TOTAL		2		15	7.5	14	0	TOTAL		0		0	0.0	—	0				
Punting		No	Yds	Avg	Net	TB	In20	LG	Punting		No	Yds	Avg	Net	TB	In20	LG		
C. Gardocki		4	148	37.0	32.0	1	2	41	T. Sauerbrun		2	87	43.5	37.0	0	1	51		
TOTAL		4	148	37.0	32.0	1	2	41	TOTAL		2	87	43.5	37.0	0	1	51		
Punt Returns		No	Yds	Avg	FC	LG	TD	Punt Returns		No	Yds	Avg	FC	LG	TD				
A. Randle El		1	13	13.0	1	13	0	C. Adams		0	0	0.0	2	—	0				
								[DOWNED]		1	0	0.0	0	—	0				
								[TOUCHBACK]		1	0	0.0	0	—	0				
RETURNS		1	13	13.0	1	13	0	RETURNS		0	0	0.0	2	—	0				
Kickoff Returns		No	Yds	Avg	FC	LG	TD	Kickoff Returns		No	Yds	Avg	FC	LG	TD				
I. Taylor		2	42	21.0	0	22	0	C. Adams		4	110	27.5	0	47	0				
[OUT OF BOUNDS]		1	0	0	0	0	0	C. Sapp		1	11	11.0	0	11	0				
[TOUCHBACK]		1	0	0	0	0	0	[OUT OF BOUNDS]		1	0	0.0	0	0	0				
								[TOUCHBACK]		1	0	0.0	0	0	0				
RETURNS		2	42	21.0	0	22	0	RETURNS		5	121								

FINAL TEAM STATISTICS					
	STEELERS	BRONCOS		STEELERS	BRONCOS
TOTAL FIRST DOWNS	20	16	FGs – PATs Had Blocked	0-0	0-0
By Rushing	5	5	Net punting average	32.0	37.0
By Passing	15	8	TOTAL RETURN YARDAGE (Not Including Kickoffs)	28	0
By Penalty	0	3	No. and Yards Punt Returns	1-13	0-0
THIRD DOWN EFFICIENCY	10-16-63%	5-11-45%	No. and Yards Kickoff Returns	2-42	5-121
FOURTH DOWN EFFICIENCY	0-0-0%	2-3-67%	No. and Yards Interception Returns	2-15	0-0
TOTAL NET YARDS	358	308	PENALTIES Number and Yards	8-61	4-20
Total Offensive Plays (inc. times thrown passing)	64	54	FUMBLES Number and Lost	1-0	2-2
Average gain per offensive play	5.6	5.7	TOUCHDOWNS	4	2
NET YARDS RUSHING	90	97	Rushing	2	1
Total Rushing Plays	33	21	Passing	2	1
Average gain per rushing play	2.7	4.6	Interceptions	0	0
Tackles for a loss – number and yards	5-7	0-0	EXTRA POINTS Made-Attempts	4-4	2-2
NET YARDS PASSING	268	211	Kicking Made-Attempts	4-4	2-2
Times thrown – yards lost attempting to pass	2-7	3-12	FIELD GOALS Made-Attempts	2-2	1-1
Gross yards passing	275	223	RED ZONE EFFICIENCY	4-5-80%	1-2-50%
PASS ATTEMPTS-COMPLETIONS-HAD INTERCEPTED	29-21-0	30-18-2	GOAL TO GO EFFICIENCY	2-2-100%	1-1-100%
Average gain per pass play (inc. % thrown passing)	8.6	6.4	SAFETIES	0	0
KICKOFFS Number-In End Zone-Touchbacks	7-2-1	4-1-1	FINAL SCORE	34	17
PUNTS Number and Average	4-37.0	2-43.5	TIME OF POSSESSION	36:07	23:53
Had Blocked	0	0			

Broncos Defensive Statistics																	
(based on coaches' film review)																	
Player	UT	A	TT	S-YDS	I-YDS	PD	FF	FR	Player	UT	A	TT	S-YDS	I-YDS	PD	FF	FR
D. Foxworth	8	3	11	0-0	0-0	1	0	0	J. Lynch	3	1	4	0-0	0-0	1	0	0
DJ. Williams	5	5	10	0.5-3.5	0-0	0	0	0	S. Brandon	2	1	3	0-0	0-0	0	0	0
N. Ferguson	5	4	9	0-0	0-0	1	1	0	C. Bailey	1	2	3	0-0	0-0	1	0	0
M. Myers	7	1	8	1-0	0-0	0	0	0	T. Pryce	1	2	3	0.5-3.5	0-0	0	0	0
M. Coleman	6	0	6	0-0	0-0	0	0	0	D. Veal	1	0	1	0-0	0-0	0	0	0
A. Wilson	5	1	6	0-0	0-0	0	0	0	Da. Williams	1	0	1	0-0	0-0	0	0	0
G. Warren	2	3	5	0-0	0-0	0	0	0	TEAM TOTALS	55	27	82	2-7	0-0	4	1	0
C. Brown	4	0	4	0-0	0-0	0	0	0									
E. Ekuban	2	2	4	0-0	0-0	0	0	0									
I. Gold	2	2	4	0-0	0-0	0	0	0									



Denver 27, New England 13

Saturday, Jan. 14, 2006 • 6:16 p.m. MST • INVESCO Field at Mile High • Denver

WEATHER: Partly Cloudy, 54°, Wind SE 3 mph • TIME: 3:15 • ATTENDANCE: 76,238

2005 AFC Divisional Playoff Game

The Denver Broncos ended the New England Patriots' NFL-record 10-game postseason winning streak with a 27-13 victory in an AFC Divisional Playoff Game in front of 76,238 fans at INVESCO Field at Mile High.

The Broncos' win against the two-time defending Super Bowl champions was their first playoff victory since the 1998 season and first ever at INVESCO Field at Mile High. Denver forced five turnovers against the Patriots, totaling two interceptions and three fumble recoveries that led to their first 24 points scored.

Broncos cornerback Champ Bailey recorded the longest non-scoring interception return and second-longest overall interception return in NFL postseason history with a key 100-yard return late in the third quarter. Bailey's play ended a potential go-ahead scoring drive by the Patriots and set up a touchdown to give the Broncos a 17-6 lead entering the final period.

Denver quarterback Jake Plummer completed 15-of-26 passes (57.7%) for 197 yards with one touchdown and one interception. Wide receiver Rod Smith (96 yds., 1 TD) became Denver's all-time playoff leader in receiving yards and kicker Jason Elam (2 FGs, 9 pts.) became its all-time leading scorer in the postseason with their performances against the Patriots.

The game was scoreless for the first quarter-and-a-half before Adam Vinatieri's 40-yard field goal put the Patriots ahead 3-0 at 3:48 of the second quarter. A 40-yard pass interference penalty drawn by Broncos wide receiver Ashley Lelie in the end zone with less than two minutes remaining in the first half led to a 1-yard scoring run by Mike Anderson to give Denver a 7-3 lead.

On the ensuing kickoff, Broncos punter Todd Sauerbrun forced a fumble that Denver recovered to set up a 50-yard field goal by Elam to put the Broncos ahead 10-3 at halftime.

Vinatieri's 32-yard field goal at 7:49 of the third quarter narrowed Denver's lead to 10-6, but a costly turnover by the Patriots halted their comeback attempt. Bailey intercepted Tom Brady in the end zone with 1:03 left in the third quarter to end a potential go-ahead touchdown drive. After Bailey was forced out of bounds at the 1-yard line following his 100-yard return, Anderson scored on a run to put Denver up 17-6.

Plummer's 4-yard touchdown pass to Smith at 8:38 of the fourth quarter extended the Broncos' lead to 24-6. A Patriots touchdown moved the team to within 11, 24-13, with 8:05 left to play, but Elam's 34-yard field goal on Denver's next drive sealed the Broncos' victory.

OFFICIALS:

Referee — Jeff Triplette (42); **Umpire** — Jeff Rice (44); **Head Linesman** — Tony Veteri (36); **Line Judge** — Jeff Seeman (45); **Side Judge** — Greg Meyer (78); **Field Judge** — Duke Carroll (11); **Back Judge** — Gregory Steed (12); **Replay** — Bob Boylston.

DENVER BRONCOS

OFFENSE

WR 80 R. Smith
LT 78 M. Lepsis
LG 50 B. Hamilton
C 66 T. Nalen
RG 65 C. Carlisle
RT 72 G. Foster
TE 82 S. Alexander
WR 85 A. Lelie
QB 16 J. Plummer
RB 38 M. Anderson
FB 39 K. Johnson

DEFENSE

LE 98 C. Brown
LT 96 M. Myers
RT 61 G. Warren
RE 93 T. Pryce
WLB 52 I. Gold
MLB 56 A. Wilson
SLB 55 DJ. Williams
LCB 24 C. Bailey
RCB 22 D. Foxworth
SS 25 N. Ferguson
FS 47 J. Lynch

BRONCOS SUBSTITUTIONS: K 1 J. Elam, P 10 T. Sauerbrun, WR 14 T. Devoe, RB 26 T. Bell, CB 27 Da. Williams, RB 33 R. Dayne, RB 37 C. Sapp, S 40 C. Cox, CB 41 K. Paymah, S 42 S. Brandon, LB 51 K. Burns, LB 53 L. Green, LB 54 P. Chukwurah, C/G 62 C. Myers, T 74 C. Green, WR 81 C. Adams, TE/LS 83 M. Leach, TE 84 W. Duke, TE 88 J. Putzier, DE 91 E. Ekuban, DE 95 M. Coleman, DT 97 D. Veal. **DID NOT PLAY:** QB 11 B. Van Pelt. **INACTIVE:** WR 13 D. Terrell, WR 17 D. Watts, S 21 H. Abdullah, CB 45 R. Alexander, G 59 T. Whitley, DE 60 J. Engelberger, DT 75 M. Pope, TE 89 N. Jackson.

NEW ENGLAND PATRIOTS

OFFENSE

WR 83 D. Branch
LT 68 T. Ashworth
LG 70 L. Mankins
C 71 R. Hochstein
G 61 S. Neal
RT 76 B. Gorin
TE 82 D. Graham
WR 87 D. Givens
QB 12 T. Brady
RB 28 C. Dillon
TE 84 B. Watson

DEFENSE

LE 94 T. Warren
NT 75 V. Wilfork
RE 93 R. Seymour
OLB 55 W. McGinest
ILB 54 T. Bruschi
ILB 50 M. Vrabel
OLB 59 R. Colvin
LCB 22 A. Samuel
RCB 27 E. Hobbs
SS 25 A. Hawkins
FS 26 E. Wilson

PATRIOTS SUBSTITUTIONS: K 4 A. Vinatieri, P 8 J. Miller, WR 18 A. Davis, S 24 M. Stone, CB 32 H. Poteat, RB 33 K. Faulk, S 36 J. Sanders, FB 44 H. Evans, LB 51 D. Davis, LB 52 M. Beisel, LB 53 L. Izzo, LB 58 M. Chatham, LS 66 L. Paxton, OL 69 R. Tucker, G 74 B. Yates, WR 80 T. Brown, WR 86 T. Dwight, TE 88 C. Fauria, DE 91 M. Hill, LB 95 T. Banta-Cain, DL 97 J. Green, LB 98 C. Brown. **DID NOT PLAY:** QB 2 D. Flutie. **INACTIVE:** 3QB 16 M. Cassel, WR 13 B. Childress, FB 35 P. Pass, G/C 64 G. Mruczkowski, T 77 N. Kaczur, WR 81 B. Johnson, DL 90 D. Klecko, DL 92 S. Thomas.

		1	2	3	4	OT	TOTAL	FIELD GOALS (made () & missed)
VISITOR	New England Patriots	0	3	3	7	—	13	A. Vinatieri (40) (32) 43WR
HOME	Denver Broncos	0	10	7	10	—	27	J. Elam (50) (34)
Team	Qtr	Clock Time	PLAY DESCRIPTION (Extra Point) (Drive Info)				SCORE	
							Visitor	Home
PATRIOTS	2	3:48	A. Vinatieri 40 yd. Field Goal (7-67, 2:22)				3	0
BRONCOS	2	1:42	M. Anderson 1 yd. run (J. Elam, kick) (1-40, 0:09)				3	7
BRONCOS	2	0:43	J. Elam 50 yd. Field Goal (4-7, 0:50)				3	10
PATRIOTS	3	7:49	A. Vinatieri 32 yd. Field Goal (11-58, 5:32)				6	10
BRONCOS	3	0:43	M. Anderson 1 yd. run (J. Elam, kick) (1-1, 0:04)				6	17
BRONCOS	4	8:38	R. Smith 4 yd. pass from J. Plummer (J. Elam, kick) (3-15, 1:32)				6	24
PATRIOTS	4	8:05	D. Givens 4 yd. pass from T. Brady (A. Vinatieri, kick) (2-77, 0:33)				13	24
BRONCOS	4	3:20	J. Elam 34 yd. Field Goal (8-61, 4:45)				13	27

FINAL INDIVIDUAL STATISTICS																									
New England Patriots									Denver Broncos																
RUSHING	ATT		YDS	AVG	LG	TD			RUSHING	ATT		YDS	AVG	LG	TD										
C. Dillon	13		57	4.4	17	0			M. Anderson	19		69	3.6	18	2										
K. Faulk	7		23	3.3	5	0			T. Bell	6		19	3.2	8	0										
T. Brady	1		-1	-1	-1	0			J. Plummer	7		8	1.1	6	0										
TOTAL	21		79	3.8	17	0			TOTAL	32		96	3.0	18	2										
PASSING	ATT	CMP	YDS	TKD/ YD	TD	LG	IN	Rtg.	PASSING	ATT	CMP	YDS	TKD/ YD	TD	LG	IN	Rtg.								
T. Brady	36	20	341	0/0	1	73	2	74.0	J. Plummer	26	15	197	2/7	1	42	1	78.5								
TOTAL	36	20	341	0/0	1	73	2	74.0	TOTAL	26	15	197	2/7	1	42	1	78.5								
PASS RECEIVING	NO		YDS	AVG	LG	TD			PASS RECEIVING	NO		YDS	AVG	LG	TD										
D. Branch	8		153	19.1	73	0			R. Smith	6		96	16.0	42	1										
D. Givens	5		54	10.8	21	1			A. Lelie	5		50	10.0	17	0										
K. Faulk	2		20	10.0	14	0			J. Putzier	3		37	12.3	24	0										
A. Davis	1		51	51.0	51	0			M. Anderson	1		14	14.0	14	0										
T. Brown	1		33	33.0	33	0																			
D. Graham	1		18	18.0	18	0																			
C. Dillon	1		9	9.0	9	0																			
H. Evans	1		3	3.0	3	0																			
TOTAL	20		341	17.1	73	1			TOTAL	15		197	13.1	42	1										
INTERCEPTIONS	NO		YDS	AVG	LG	TD			INTERCEPTIONS	NO		YDS	AVG	LG	TD										
A. Samuel	1		0	0.0	0	0			C. Bailey	1		100	100.0	100	0										
									J. Lynch	1		5	5.0	5	0										
TOTAL	1		0	0.0	0	0			TOTAL	2		105	52.5	100	0										
PUNTING	NO	YDS	AVG	NET	TB	IN20	LG	PUNTING	NO	YDS	AVG	NET	TB	IN20	LG										
J. Miller	3	146	48.7	45.3	0	0	50	T. Sauerbrun	6	274	45.7	39.5	0	3	58										
TOTAL	3	146	48.7	45.3	0	0	50	TOTAL	6	274	45.7	39.5	0	3	58										
PUNT RETURNS	NO	YDS	AVG	FC	LG	TD			PUNT RETURNS	NO	YDS	AVG	FC	LG	TD										
T. Dwight	3	37	12.3	1	14	0			C. Adams	1	10	10.0	2	10	0										
T. Brown	1	0	0.0	0	0	0																			
[DOWNED]	1	0	0.0	0	—	0																			
RETURNS	4	37	9.3	1	14	0			RETURNS	1	10	10.0	2	10	0										
KICKOFF RETURNS	NO		YDS	AVG	FC	LG	TD			KICKOFF RETURNS	NO		YDS	AVG	FC	LG	TD								
E. Hobbs	3		89	29.7	0	32	0			C. Adams	3		54	18.0	0	29	0								
A. Davis	3		61	20.3	0	21	0			Da. Williams	1		19	19.0	0	19	0								
RETURNS	6		150	25.0	0	32	0			RETURNS	4		73	18.3	0	29	0								
New England Patriots	Own		Fumbles		Rec.		Yds	TD	Opp. Rec.	Yds	TD	Out Bnds	Denver Broncos	Own		Fumbles		Rec.		Yds	TD	Opp. Rec.	Yds	TD	Out Bnds
T. Brown	1	1	0	0	0	0	0	0	0	0	0	0	C. Bailey	1	0	0	0	0	0	0	0	0	0	0	1
K. Faulk	1	1	0	0	0	0	0	0	0	0	0	0	C. Brown	0	0	0	0	0	1	0	0	0	0	0	0
E. Hobbs	1	1	0	0	0	0	0	0	0	0	0	0	T. Sauerbrun	0	0	0	0	0	1	0	0	0	0	0	0
B. Watson	0	0	0	0	0	1	0	0	0	0	0	0	I. Gold	0	0	0	0	0	0	1	0	0	0	0	0
													M. Leach	0	0	0	0	0	0	1	0	0	0	0	0
													C. Sapp	0	0	0	0	0	0	1	0	0	0	0	0
TOTAL	3	3	0	0	0	1	0	0	0	0	0	0	TOTAL	1	0	0	0	0	2	3	0	0	0	1	1

FINAL TEAM STATISTICS									
	PATRIOTS		BRONCOS			PATRIOTS		BRONCOS	
TOTAL FIRST DOWNS		15		16	FGs – PATs Had Blocked		0-0		0-0
By Rushing		3		6	Net punting average		45.3		39.5
By Passing		12		9	TOTAL RETURN YARDAGE (Not Including Kickoffs)		37		115
By Penalty		0		1	No. and Yards Punt Returns		4-37		1-10
THIRD DOWN EFFICIENCY	3-11-27%		4-14-29%		No. and Yards Kickoff Returns	6-150		4-73	
FOURTH DOWN EFFICIENCY	0-1-0%		0-1-0%		No. and Yards Interception Returns	1-0		2-105	
TOTAL NET YARDS		420		286	PENALTIES Number and Yards	8-82		4-24	
Total Offensive Plays (inc. times thrown passing)		57		60	FUMBLES Number and Lost	3-3		1-0	
Average gain per offensive play		7.4		4.8	TOUCHDOWNS		1		3
NET YARDS RUSHING		79		96	Rushing		0		2
Total Rushing Plays		21		32	Passing		1		1
Average gain per rushing play		3.8		3.0	Interceptions		0		0
Tackles for a loss – number and yards		1-1		0-0	EXTRA POINTS Made-Attempts	1-1		3-3	
NET YARDS PASSING		341		190	Kicking Made-Attempts	1-1		3-3	
Times thrown – yards lost attempting to pass		0-0		2-7	FIELD GOALS Made-Attempts	2-3		2-2	
Gross yards passing		341		197	RED ZONE EFFICIENCY	1-3-33%		3-5-60%	
PASS ATTEMPTS-COMPLETIONS-HAD INTERCEPTED	36-20-2		26-15-1		GOAL TO GO EFFICIENCY	1-2-50%		3-3-100%	
Average gain per pass play (inc. # thrown passing)		9.5		6.8	SAFETIES		0		0
KICKOFFS Number-In End Zone-Touchbacks		4-0-0		6-3-0	FINAL SCORE		13		27
PUNTS Number and Average	3-48.7		6-45.7		TIME OF POSSESSION	28:12		31:48	
Had Blocked		0		0					



Indianapolis 49, Denver 24

Sunday, Jan. 9, 2005 • 1:07 p.m. EDT • RCA Dome • Indianapolis

WEATHER: Indoors • ATTENDANCE: 56,609 • TIME: 3:06

2004 AFC Wild Card Playoff Game

Peyton Manning threw for 458 yards with four touchdowns while also running for a score to lead the Indianapolis Colts over the Denver Broncos 49-24 in an AFC Wild Card Playoff Game at the RCA Dome in front of 56,609 fans.

The Colts jumped out to a 14-0 first-quarter lead after Manning found James Munro for a 2-yard touchdown pass and running back Edgerrin James scored on a 1-yard run.

After Manning's second touchdown of the day, a 19-yard strike to tight end Dallas Clark, the Broncos' Jason Elam put Denver on the scoreboard with a 33-yard field goal.

The Colts' offense responded quickly, however, as Manning increased the lead to 35-3 with a 35-yard touchdown pass to Reggie Wayne and a 1-yard quarterback sneak in the closing seconds of the half.

The Broncos fought back in the third quarter when quarterback Jake Plummer capped off a 10-play, 71-yard drive with a 9-yard touchdown pass to Rod Smith.

After forcing the Colts to punt for just the second time all day, Plummer led Denver downfield once again and hit tight end Jeb Putzier for a 35-yard score. The touchdown concluded an 85-yard drive, cutting the Broncos' deficit to 35-17.

Indianapolis denied Denver any thoughts of coming back when Manning connected with Wayne for the second time in the game for a 43-yard touchdown pass early in the fourth quarter.

The Broncos scored their final points on a 1-yard touchdown run by Tatum Bell at 7:45 of the fourth quarter, but it was not enough to catch up to the potent Colts offense, which posted 530 total yards for the game.

Smith paced the Denver receivers with seven catches for 99 yards with one touchdown to give him 39 career postseason catches and move him past Ed McCaffrey (36) for third on the Broncos' all-time playoff list. Putzier finished the contest with 67 yards on three receptions, including the 35-yard touchdown.

Plummer completed 24-of-34 passes for 284 yards with two touchdowns while posting a passer rating of 103.1.

For the Colts, Manning's 458 passing yards were the most the Broncos ever yielded in a game and ranked as the second-most passing yards in a playoff game in NFL history. Wayne also posted an impressive day, catching 10 passes for 221 yards with two scores, while Clark added 112 yards on six receptions with one touchdown.

OFFICIALS:

Referee — Mike Carey (94); **Umpire** — Jim Quirk (5); **Head Linesman** — Ron Marinucci (107); **Line Judge** — Mark Periman (9); **Field Judge** — Scott Steenson (88); **Side Judge** — Larry Rose (128); **Back Judge** — Keith Ferguson (61); **Replay** — Tommy Moore.

DENVER BRONCOS

OFFENSE		DEFENSE	
WR	80 R. Smith	LE	92 M. Coleman
LT	78 M. Lepsis	LT	68 M. Fatafehi
LG	50 B. Hamilton	RT	75 M. Pope
C	66 T. Nalen	RE	98 R. Hayward
RG	65 C. Carlisle	WLB	52 D. Williams
RT	72 G. Foster	MLB	56 A. Wilson
TE	89 D. Carswell	SLB	59 D. Spragan
WR	85 A. Lelie	LCB	24 C. Bailey
QB	16 J. Plummer	RCB	31 K. Herndon
RB	34 R. Droughns	SS	28 K. Kennedy
FB	86 P. Hape	FS	47 J. Lynch

BRONCOS SUBSTITUTIONS: K 1 J. Elam, P/K 6 J. Baker, WR 10 T. Luke, WR 17 D. Watts, S 25 N. Ferguson, RB 26 T. Bell, S 32 C. Young, RB 37 C. Sapp, CB 40 J. Shoate, S 42 S. Brandon, CB 45 R. Alexander, LB 53 L. Green, LB 55 P. Chukwurah, LB 58 T. Pierce, DT 61 E. Johnson, G 69 P.J. Alexander, WR 81 C. Adams, TE/LS 83 M. Leach, TE 88 J. Putzier, DE 95 A. Palepoi, DE 99 R. Johnson. **DID NOT PLAY:** QB 13 D. Kanell, T 74 C. Green. **INACTIVE:** 3QB 8 M. Mauck, FB 39 K. Johnson, LB 57 J. Sykes, G 62 D. Neil, G 63 T. Stuber, G 70 T. Clabo, DE 93 T. Pryce, DT/DE 67 D. Veal.

INDIANAPOLIS COLTS

OFFENSE		DEFENSE	
WR	87 R. Wayne	LE	79 R. Brock
LT	78 T. Glenn	LT	90 M. Reagor
LG	64 R. DeMulling	RT	96 J. Williams
C	63 J. Saturday	RE	93 D. Freeney
RG	73 J. Scott	LOLB	50 D. Thornton
RT	71 R. Diem	MLB	94 R. Morris
TE	81 M. Pollard	ROLB	59 C. June
WR	88 M. Harrison	LCB	25 N. Harper
QB	18 P. Manning	RCB	42 J. David
RB	32 E. James	SS	21 B. Sanders
TE	44 D. Clark	FS	28 I. Bashir

COLTS SUBSTITUTIONS: K 10 M. Gramatica, K 13 M. Vanderjagt, P 17 H. Smith, SS 20 M. Doss, RB 23 J. Munro, CB 26 W. Bacon, CB 27 V. Hutchins, CB 29 J. Jefferson, RB 33 D. Rhodes, SS 38 G. Sapp, SS 41 C. Bird, TE 48 J. Snow, C/G 56 T. Peko, LB 58 G. Brackett, DT 75 L. Tripplett, OT 76 M. Freitas, TE 80 B. Hartsock, WR 83 B. Stokley, WR 86 T. Walters, LB 97 N. Rogers, DE 98 R. Mathis, DE 99 B. Scioli. **DID NOT PLAY:** QB 12 J. Sorgi. **INACTIVE:** 3QB 5 T. Brown, FS 39 A. Floyd, LB 51 G. Gardner, LB 55 K. Pope, G/C 61 T. Hutton, OG 65 R. Lilja, WR 84 B. Pyatt, WR 85 A. Moorehead.

		1	2	3	4	OT	TOTAL	FIELD GOALS (made () & missed)		
VISITOR	Denver Broncos	0	3	14	7	—	24	J. Elam (33)		
HOME	Indianapolis Colts	14	21	0	14	—	49			
Team	Qtr	Clock Time	PLAY DESCRIPTION (Extra Point) (Drive Info)					SCORE		
								Visitor	Home	
COLTS	1	7:23	J. Mungro 2 yd. pass from P. Manning (M. Vanderjagt, kick) (9-76, 3:43)					0		7
COLTS	1	0:38	E. James 1 yd. run (M. Vanderjagt, kick) (8-87, 4:59)					0		14
COLTS	2	8:11	D. Clark 19 yd. pass from P. Manning (M. Vanderjagt, kick) (4-52, 1:42)					0		21
BRONCOS	2	5:19	J. Elam 33 yd. Field Goal (7-51, 2:52)					3		21
COLTS	2	4:29	R. Wayne 35 yd. pass from P. Manning (M. Vanderjagt, kick) (2-40, 0:50)					3		28
COLTS	2	0:06	P. Manning 1 yd. run (M. Vanderjagt, kick) (8-75, 3:07)					3		35
BRONCOS	3	9:01	R. Smith 9 yd. pass from J. Plummer (J. Elam, kick) (10-71, 5:59)					10		35
BRONCOS	3	1:10	J. Putzier 35 yd. pass from J. Plummer (J. Elam, kick) (9-85, 5:39)					17		35
COLTS	4	12:48	R. Wayne 43 yd. pass from P. Manning (M. Vanderjagt, kick) (6-80, 3:22)					17		42
BRONCOS	4	7:45	T. Bell 1 yd. run (J. Elam, kick) (10-57, 5:03)					24		42
COLTS	4	2:02	D. Rhodes 2 yd. run (M. Vanderjagt, kick) (9-45, 5:43)					24		49

FINAL INDIVIDUAL STATISTICS																					
Denver Broncos									Indianapolis Colts												
RUSHING		ATT	YDS	AVG	LG	TD	RUSHING		ATT	YDS	AVG	LG	TD								
T. Bell		12	49	4.1	15	1	E. James		18	63	3.5	11	1								
R. Droughns		8	29	3.6	6	0	D. Rhodes		5	12	2.4	6	1								
J. Plummer		1	0	0.0	0	0	P. Manning		1	1	1.0	1	1								
TOTAL		21	78	3.7	15	1	TOTAL		24	76	3.2	11	3								
PASSING		ATT	CMP	YDS	TKD/YD	TD	LG	IN	Rtg.	PASSING		ATT	CMP	YDS	TKD/YD	TD	LG	IN	Rtg.		
J. Plummer		34	24	284	3/24	2	35	1	103.1	P. Manning		33	27	458	1/4	4	49	1	145.7		
TOTAL		34	24	284	3/24	2	35	1	103.1	TOTAL		33	27	458	1/4	4	49	1	145.7		
PASS RECEIVING			NO	YDS	AVG	LG	TD	PASS RECEIVING			NO	YDS	AVG	LG	TD						
R. Smith			7	99	14.1	30	1	R. Wayne			10	221	22.1	49	2						
T. Bell			4	32	8.0	14	0	D. Clark			6	112	18.7	31	1						
R. Droughns			4	28	7.0	9	0	M. Harrison			4	51	12.5	24	0						
J. Putzier			3	67	22.3	35	1	B. Stokley			2	33	16.5	21	0						
A. Lelie			2	27	13.5	21	0	M. Pollard			2	28	14.0	25	0						
P. Hape			2	8	4.0	6	0	E. James			2	11	5.5	6	0						
D. Carswell			1	15	15.0	15	0	J. Mungro			1	2	2.0	2	1						
D. Watts			1	8	8.0	8	0	TOTAL			27	458	16.9	49	4						
TOTAL			24	284	11.8	35	2	TOTAL			27	458	16.9	49	4						
INTERCEPTIONS			NO	YDS	AVG	LG	TD	INTERCEPTIONS			NO	YDS	AVG	LG	TD						
K. Herndon			1	0	0.0	0	0	M. Doss			1	0	0.0	0	0						
TOTAL			1	0	0.0	0	0	TOTAL			1	0	0.0	0	0						
PUNTING		NO	YDS	AVG	NET	TB	IN20	LG	PUNTING		NO	YDS	AVG	NET	TB	IN20	LG				
J. Baker		4	150	37.5	35.3	0	1	46	H. Smith		2	76	38.0	38.5	0	2	39				
TOTAL		4	150	37.5	35.3	0	1	46	TOTAL		2	76	38.0	38.5	0	2	39				
PUNT RETURNS			NO	YDS	AVG	FC	LG	TD	PUNT RETURNS			NO	YDS	AVG	FC	LG	TD				
C. Adams			1	-1	-1.0	0	-1	0	T. Walters			1	9	9.0	2	9	0				
T. Luke			0	0	0.0	1	—	0	(DOWNED)			1	0	0.0	0	—	0				
RETURNS			1	-1	-1.0	0	-1	0	RETURNS			1	9	9.0	2	9	0				
KICKOFF RETURNS			NO	YDS	AVG	FC	LG	TD	KICKOFF RETURNS			NO	YDS	AVG	FC	LG	TD				
C. Sapp			4	86	21.5	0	25	0	D. Rhodes			1	36	36.0	0	36	0				
R. Droughns			2	36	18.0	0	26	0	J. Mungro			1	18	18.0	0	18	0				
T. Luke			1	41	41.0	0	41	0	(TOUCHBACK)			1	0	0.0	0	—	0				
C. Adams			1	25	25.0	0	25	0	TOTAL			2	54	27.0	0	36	0				
RETURNS			8	188	23.5	0	41	0	TOTAL			2	54	27.0	0	36	0				
Denver Broncos										Indianapolis Colts											
FUMBLES			Fum	Lost	Rec.	Yds	TD	FF	Opp.	Yds	TD	Bnds	FUMBLES			Fum	Lost	Rec.	Yds	TD	Bnds
C. Adams			1	0	0	0	0	0	0	0	0	1	J. Snow			0	0	0	0	0	0
TOTAL			1	0	0	0	0	0	0	0	0	1	TOTAL			0	0	0	0	0	0

FINAL TEAM STATISTICS									
	BRONCOS		COLTS			BRONCOS		COLTS	
TOTAL FIRST DOWNS	18	27	FGs – PATs Had Blocked	0-0	0-0				
By Rushing	4	7	Net punting average	35.3	38.5				
By Passing	14	18	TOTAL RETURN YARDAGE (Not Including Kickoffs)	-1	9				
By Penalty	0	2	No. and Yards Punt Returns	1 - 1	1-9				
THIRD DOWN EFFICIENCY	3-12-25%	7-10-70%	No. and Yards Kickoff Returns	8-188	2-54				
FOURTH DOWN EFFICIENCY	2-2-100%	0-0-0%	No. and Yards Interception Returns	1-0	1-0				
TOTAL NET YARDS	338	530	PENALTIES Number and Yards	5-24	4-26				
Total Offensive Plays (inc. times thrown passing)	58	58	FUMBLES Number and Lost	1-0	0-0				
Average gain per offensive play	5.8	9.1	TOUCHDOWNS	3	7				
NET YARDS RUSHING	78	76	Rushing	1	3				
Total Rushing Plays	21	24	Passing	2	4				
Average gain per rushing play	3.7	3.2	Interceptions	0	0				
Tackles for a loss – number and yards	2-3	0-0	EXTRA POINTS Made-Attempts	3-3	7-7				
NET YARDS PASSING	260	454	Kicking Made-Attempts	3-3	7-7				
Times thrown – yards lost attempting to pass	3-24	1-4	FIELD GOALS Made-Attempts	1-1	0-0				
Gross yards passing	284	458	RED ZONE EFFICIENCY	2-3-67%	5-6-83%				
PASS ATTEMPTS-COMPLETIONS-HAD INTERCEPTED	34-24-1	33-27-1	GOAL TO GO EFFICIENCY	1-1-100%	4-5-80%				
Average gain per pass play (inc. # thrown passing)	7.0	13.3	SAFETIES	0	0				
KICKOFFS Number-In End Zone-Touchbacks	5-1-1	8-0-0	FINAL SCORE	24	49				
PUNTS Number and Average	4-37.5	2-38.0	TIME OF POSSESSION	30:42	29:18				
Had Blocked	0	0							



Indianapolis 41, Denver 10

Sunday, Jan. 4, 2004 • 4:35 p.m. EST • RCA Dome • Indianapolis

WEATHER: Indoors • ATTENDANCE: 56,586 • TIME: 2:39

2003 AFC Wild Card Playoff Game

Denver's 2003 season came to an end with a 41-10 loss to Indianapolis in an AFC Wild Card Playoff Game in front of 56,586 fans at the RCA Dome.

On the game's opening possession, Peyton Manning led the Colts 70 yards and capped the drive when he found Brandon Stokley for a 31-yard touchdown and an early lead. Denver answered on its first drive with a 49-yard Jason Elam field goal after penalties caused the drive to stall.

Late in the first quarter, Manning completed a pass to Marvin Harrison, who fell near the Colts' 29-yard line and after not being touched by a Broncos defender got up and ran the ball in for a touchdown and a 14-3 lead. With Denver unable to sustain a drive after picking up two holding penalties, Indianapolis took possession on its 20-yard-line after a Broncos punt. Manning engineered another successful touchdown drive (8 plays, 80 yards), culminating in a 23-yard touchdown pass to Harrison.

After another Denver punt, Manning hit Stokley in stride, and he raced 87 yards for a touchdown to give the Colts a 28-3 lead with less than two minutes remaining in the half. Denver began to mount a drive, but Plummer's pass intended for Rod Smith was intercepted by David Macklin and returned 21 yards to the Colts' 42-yard-line. Mike Vanderjagt's 27-yard field goal extended the Colts' lead to 31-3 at the half.

On Denver's first possession of the third quarter, Plummer connected with Rod Smith for a 34-yard reception, moving the Broncos to the Colts' 27-yard line before Elam's 46-yard field goal attempt was blocked. Indianapolis was able to add to its lead by capping a 64-yard drive with a 7-yard touchdown pass from Manning to Reggie Wayne.

Plummer—when hit from behind by Colts defensive end Dwight Freeney—fumbled on Denver's next possession, and the ball was recovered by Rob Morris on Denver's 20-yard line. Indianapolis settled for a 20-yard field goal that put it ahead 41-3. Midway through the fourth quarter after recovering a Colts fumble on its 38-yard-line, Denver finally found the end zone for the game's final score when Plummer connected with Smith for a 7-yard touchdown.

Plummer completed 23-of-30 passes for 181 yards with one touchdown but had a pair of interceptions. Clinton Portis led the Broncos with 68 rushing yards while Smith, Shannon Sharpe and Reuben Droughns each had five receptions.

OFFICIALS:

Referee — Johnny Grier (23); **Umpire** — Ed Coukart (71); **Head Linesman** — James Wilson (43); **Line Judge** — Jeff Bergman (32); **Field Judge** — Jim Saracino (58); **Side Judge** — Doug Rosenbaum (67); **Back Judge** — Scott Green (19); **Replay** — Dean Blandino.

DENVER BRONCOS

OFFENSE

WR 80 R. Smith
LT 74 E. Salaam
LG 50 B. Hamilton
C 66 T. Nalen
RG 62 D. Neil
RT 78 M. Lepsis
TE 84 S. Sharpe
WR 85 A. Lelie
QB 16 J. Plummer
RB 26 C. Portis
FB 34 R. Droughns

DEFENSE

LE 93 T. Pryce
LT 68 M. Fatafehi
RT 90 D. Holland
RE 92 B. Berry
WLB 59 D. Spragan
MLB 56 A. Wilson
SLB 33 J. Spencer
LCB 35 L. Walls
RCB 31 K. Herndon
SS 28 K. Kennedy
FS 42 S. Brandon

BRONCOS SUBSTITUTIONS: K 1 J. Elam, P/K 4 M. Knorr, WR 12 C. Adams, CB 21 S. Turner, RB 22 Q. Griffin, CB 23 W. Middlebrooks, S 32 C. Young, CB 33 J. Spencer, RB 38 M. Anderson, CB 47 R. McNeil, LB 53 J. Rutledge, LB 55 K. Burns, G/T 65 C. Carlisle, T 71 B. Brockermeyer, DT 75 M. Pope, WR 82 A. Madise, TE/LS 83 M. Leach, TE 86 P. Hape, TE 89 D. Carswell, DE 98 R. Hayward. **DID NOT PLAY:** QB 13 D. Kanell, WR 14 N. Jackson, DT 96 D. Davis. **INACTIVE:** 3QB 17 J. Jackson, CB/WR 24 D. O'Neal, RB 37 C. Sapp, T 69 P. Alexander, T 72 G. Foster, G 79 S. Herndon, WR 87 E. McCaffrey, TE 88 J. Putzier.

INDIANAPOLIS COLTS

OFFENSE

WR 87 R. Wayne
LT 78 T. Glenn
LG 64 R. DeMulling
C 56 T. Peko
RG 63 J. Saturday
RT 71 R. Diem
TE 81 M. Pollard
WR 88 M. Harrison
QB 18 P. Manning
RB 32 E. James
TE 80 J. Davenport

DEFENSE

LE 79 R. Brock
LT 75 L. Tripplett
RT 90 M. Reagor
RE 93 D. Freeney
SLB 53 M. Washington
MLB 94 R. Morris
WLB 50 D. Thornton
LCB 21 W. Harris
RCB 27 D. Macklin
SS 30 D. Strickland
FS 28 I. Bashir

COLTS SUBSTITUTIONS: QB 7 B. Huard, K 13 M. Vanderjagt, P 17 H. Smith, DB 25 N. Harper, DB 31 C. Crosby, RB 33 D. Rhodes, DB 34 J. Doering, RB 35 R. Williams, DB 41 C. Bird, TE 48 J. Snow, LB 52 K. Whiteside, LB 57 J. Nelson, LB 58 G. Brackett, LB 59 C. June, OG 74 S. Scullio, T 76 M. Freitas, WR 83 B. Stokley, WR 86 T. Walters, DE 92 C. Bratzke, DT 96 J. Williams, DE 98 R. Mathis, DE 99 B. Sciolli. **DID NOT PLAY:** RB 36 T. Lopienski. **INACTIVE:** WR 10 T. Wilkins, WR 11 J. Dawson, 3QB 16 C. Sauter, DB 20 M. Doss, DB 39 A. Floyd, TE 44 D. Clark, TE 49 P. Mitchell, WR 85 A. Moorehead.

		1	2	3	4	OT	TOTAL	FIELD GOALS (made () & missed)
VISITOR	Denver Broncos	3	0	0	7	—	10	J. Elam (49) 46B
HOME	Indianapolis Colts	14	17	10	0	—	41	M. Vanderjagt (27) (20)
Team	Qtr	Clock Time	PLAY DESCRIPTION (Extra Point) (Drive Info)				SCORE	
							Visitor	Home
COLTS	1	12:02	B. Stokley 31 yd. pass from P. Manning (M. Vanderjagt, kick) (6-70, 3:05)				0	7
BRONCOS	1	3:48	J. Elam 49 yd. Field Goal (12-47, 8:14)				3	7
COLTS	1	0:36	M. Harrison 46 yd. pass from P. Manning (M. Vanderjagt, kick) (8-81, 3:17)				3	14
COLTS	2	7:28	M. Harrison 23 yd. pass from P. Manning (M. Vanderjagt, kick) (8-80, 3:49)				3	21
COLTS	2	1:51	B. Stokley 87 yd. pass from P. Manning (M. Vanderjagt, kick) (1-87, 0:10)				3	28
COLTS	2	0:00	M. Vanderjagt 27 yd. Field Goal (6-49, 0:55)				3	31
COLTS	3	5:19	R. Wayne 7 yd. pass from P. Manning (M. Vanderjagt, kick) (12-64, 5:45)				3	38
COLTS	3	0:55	M. Vanderjagt 20 yd. Field Goal (6-17, 3:38)				3	41
BRONCOS	4	7:04	R. Smith 7 yd. pass from J. Plummer (J. Elam, kick) (12-62, 6:18)				10	41

FINAL INDIVIDUAL STATISTICS																				
Denver Broncos										Indianapolis Colts										
RUSHING						RUSHING						RUSHING								
	ATT	YDS	AVG	LG	TD		ATT	YDS	AVG	LG	TD		ATT	YDS	AVG	LG	TD			
C. Portis	17	68	4.0	11	0	E. James	17	78	4.6	11	0	D. Rhodes	4	8	2.0	4	0			
Q. Griffin	6	60	10.0	19	0	D. Rhodes	4	8	2.0	4	0	P. Manning	1	0	0.0	0	0			
J. Plummer	3	18	6.0	10	0	P. Manning	1	0	0.0	0	0	R. Williams	1	-1	-1.0	-1	0			
TOTAL	26	146	5.6	19	0	TOTAL	23	85	3.7	11	0	TOTAL	23	85	3.7	11	0			
PASSING										PASSING										
	ATT	CMP	YDS	TKD/ YD	TD	LG	IN	Rtg.		ATT	CMP	YDS	TKD/ YD	TD	LG	IN	Rtg.			
J. Plummer	30	23	181	2/5	1	34	2	74.4	P. Manning	26	22	377	0/0	5	87	0	158.3			
TOTAL	30	23	181	2/5	1	34	2	74.4	B. Huard	5	4	17	0/0	0	16	0	80.8			
TOTAL	30	23	181	2/5	1	34	2	74.4	TOTAL	31	26	394	0/0	5	87	0	158.3			
PASS RECEIVING										PASS RECEIVING										
	NO	YDS	AVG	LG	TD		NO	YDS	AVG	LG	TD		NO	YDS	AVG	LG	TD			
R. Smith	5	66	13.2	34	1	M. Harrison	7	133	19.0	46	2	R. Droughns	5	43	8.6	16	1			
S. Sharpe	5	31	6.2	9	0	R. Wayne	5	43	8.6	16	1	Q. Griffin	5	37	7.4	13	0			
R. Droughns	5	19	3.8	10	0	E. James	5	37	7.4	13	0	C. Adams	4	144	36.0	87	2			
Q. Griffin	2	18	9.0	11	0	B. Stokley	4	144	36.0	87	2	D. Carswell	3	1	0.3	3	0			
C. Adams	2	18	9.0	14	0	T. Walters	3	1	0.3	3	0	C. Portis	2	1	0.5	1	0			
D. Carswell	2	12	6.0	7	0	M. Pollard	1	25	25.0	25	0	A. Lelie	1	10	10.0	10	0			
C. Portis	1	10	10.0	10	0	J. Davenport	1	11	11.0	11	0	TOTAL	1	7	7.0	7	0			
A. Lelie	1	7	7.0	7	0	TOTAL	26	394	15.2	87	5	TOTAL	23	181	7.9	34	1			
TOTAL	23	181	7.9	34	1	TOTAL	26	394	15.2	87	5	TOTAL	23	181	7.9	34	1			
INTERCEPTIONS										INTERCEPTIONS										
	NO	YDS	AVG	LG	TD		NO	YDS	AVG	LG	TD		NO	YDS	AVG	LG	TD			
TOTAL	0	0	0.0	—	0	D. Macklin	2	52	26.0	31	0	TOTAL	2	52	26.0	31	0			
TOTAL	0	0	0.0	—	0	TOTAL	2	52	26.0	31	0	TOTAL	2	52	26.0	31	0			
PUNTING										PUNTING										
	NO	YDS	AVG	NET	TB	IN20	LG		NO	YDS	AVG	NET	TB	IN20	LG					
M. Knorr	2	84	42.0	32.0	1	1	44	TOTAL	0	0	0.0	0.0	0	0	—					
TOTAL	2	84	42.0	32.0	1	1	44	TOTAL	0	0	0.0	0.0	0	0	—					
PUNT RETURNS										PUNT RETURNS										
	NO	YDS	AVG	FC	LG	TD		NO	YDS	AVG	FC	LG	TD		NO	YDS	AVG	FC	LG	TD
RETURNS	0	0	0.0	0	—	0	RETURNS	0	0	0.0	0	—	0	0	0	0	0	0	0	0
RETURNS	0	0	0.0	0	—	0	RETURNS	0	0	0.0	0	—	0	0	0	0	0	0	0	0
KICKOFF RETURNS										KICKOFF RETURNS										
	NO	YDS	AVG	FC	LG	TD		NO	YDS	AVG	FC	LG	TD		NO	YDS	AVG	FC	LG	TD
R. Droughns	6	133	22.2	0	33	0	R. Williams	1	18	18.0	0	18	0	D. Rhodes	1	16	16.0	0	16	0
(TOUCHBACK)	1	0	0.0	0	—															

FINAL TEAM STATISTICS									
	BRONCOS		COLTS			BRONCOS		COLTS	
TOTAL FIRST DOWNS		20		23	FGs – PATs Had Blocked		1-0		0-0
By Rushing		10		6	Net punting average		32.0		0.0
By Passing		9		17	TOTAL RETURN YARDAGE (Not Including Kickoffs)		0		52
By Penalty		1		0	No. and Yards Punt Returns		0-0		0-0
THIRD DOWN EFFICIENCY	4-11-36%		6-8-75%		No. and Yards Kickoff Returns		6-133		2-34
FOURTH DOWN EFFICIENCY	2-2-100%		0-1-0%		No. and Yards Interception Returns		0-0		2-52
TOTAL NET YARDS		322		479	PENALTIES Number and Yards		5-55		5-40
Total Offensive Plays (inc. times thrown passing)		58		54	FUMBLES Number and Lost		2-1		3-1
Average gain per offensive play		5.6		8.9	TOUCHDOWNS		1		5
NET YARDS RUSHING		146		85	Rushing		0		0
Total Rushing Plays		26		23	Passing		1		5
Average gain per rushing play		5.6		3.7	Interceptions		0		2
Tackles for a loss – number and yards		2-4		2-5	EXTRA POINTS Made-Attempts		1-1		5-5
NET YARDS PASSING		176		394	Kicking Made-Attempts		1-1		5-5
Times thrown – yards lost attempting to pass		2-5		0-0	FIELD GOALS Made-Attempts		1-2		2-2
Gross yards passing		181		394	RED ZONE EFFICIENCY	1-1-100%		1-3-33%	
PASS ATTEMPTS-COMPLETIONS-HAD INTERCEPTED	30-23-2		31-26-0		GOAL TO GO EFFICIENCY	0-0-0%		1-3-33%	
Average gain per pass play (inc. # thrown passing)		5.5		12.7	SAFETIES		0		0
KICKOFFS Number-In End Zone-Touchbacks	3-0-0		7-1-1		FINAL SCORE		10		41
PUNTS Number and Average	2-42.0		0-0.0		TIME OF POSSESSION		34:38		25:22
Had Blocked		0		0					

Broncos Defensive Statistics																	
(based on unofficial press box statistics)																	
Player	UT	A	TT	S-YDS	I-YDS	PD	FF	FR	Player	UT	A	TT	S-YDS	I-YDS	PD	FF	FR
S. Brandon	10	0	10	0-0	0-0	0	0	0	K. Herndon	2	0	2	0-0	0-0	0	0	0
K. Kennedy	6	2	8	0-0	0-0	0	0	0	B. Berry	1	1	2	0-0	0-0	0	0	0
A. Wilson	6	1	7	0-0	0-0	0	0	0	M. Pope	1	0	1	0-0	0-0	0	0	0
D. Spragan	3	2	5	0-0	0-0	0	0	0	W. Middlebrooks	1	0	1	0-0	0-0	0	0	0
J. Sykes	2	2	4	0-0	0-0	1	0	0	J. Spencer	1	0	1	0-0	0-0	0	0	0
R. Hayward	3	0	3	0-0	0-0	0	0	1	D. Holland	0	1	1	0-0	0-0	0	0	0
M. Fatafehi	3	0	3	0-0	0-0	0	1	0	C. Young	0	0	0	0-0	0-0	0	0	0
L. Walls	3	0	3	0-0	0-0	0	1	0	K. Burns	0	0	0	0-0	0-0	0	0	0
T. Pryce	2	0	2	0-0	0-0	0	0	0	TEAM TOTALS	44	9	53	0-0	0-0	1	2	1



Baltimore 21, Denver 3

Sunday, Dec. 31, 2000 • 12:35 p.m. EST • PSINet Stadium • Baltimore

WEATHER: Mostly Sunny, 22° (wind chill 5°), Wind NNW 20-25 mph • ATTENDANCE: 69,638 • TIME: 2:54

2000 AFC Wild Card Playoff Game

The Denver Broncos' 2000 season ended with a 21-3 defeat at the hands of the Baltimore Ravens in an AFC Wild Card Playoff Game at PSINet Stadium in Baltimore on a blustery New Year's Eve day in front of 69,638 fans.

Denver's offense managed just 177 yards—the club's third-lowest output in 28 postseason games—and nine first downs against a record-setting Ravens defense, which put an end to the Broncos' seven-game postseason winning streak.

After a scoreless first quarter, Baltimore put up the first points when Jamal Lewis reached the end zone from one yard out early in the second quarter to cap a 10-play, 75-yard drive.

The Broncos answered with a 31-yard Jason Elam field goal to narrow the deficit to 7-3 when a promising 12-play, 68-yard drive stalled after a third-and-1 opportunity at the Ravens' 12-yard line. What followed would prove to be the play of the game, if not one of the more bizarre plays of the year.

The Ravens' Corey Harris returned the ensuing kickoff 15 yards to the Baltimore 42-yard line. On first-and-10, Baltimore's Trent Dilfer attempted a screen pass to Lewis, who tipped the ball into and out of the hands of Denver cornerback Terrell Buckley. The loose ball was grabbed out of the air by former Broncos tight end Shannon Sharpe, who dashed 58 yards for a touchdown, boosting the lead to 14-3 at the half.

Baltimore increased its lead to 21-3 late in the third quarter when Lewis ran 27 yards for his second touchdown of the day to cap the scoring.

Denver managed just 83 yards on its eight second-half possessions and was held scoreless to preserve the lowest scoring output (3) in franchise postseason history. The Broncos penetrated Ravens territory just once all day and ran only seven plays on the Baltimore side of the field.

Broncos quarterback Gus Frerotte, subbing for the injured Brian Griese, completed 13-of-28 passes for 124 yards with one interception. Denver's Ed McCaffrey led all receivers with eight catches for 75 yards (9.4 avg.).

Mike Anderson led the Broncos in rushing with 40 yards on 15 carries. Safety Billy Jenkins and defensive end Maa Tanuvasa each had sacks for the Broncos' defense, which held Baltimore to 240 net yards of total offense and forced 10 punts. Denver also allowed the Ravens to convert just 4-of-14 (28.6%) of their third-down attempts.

OFFICIALS:

Referee — Larry Nemmers (20); **Umpire** — Bob Wagner (100); **Head Linesman** — Tony Veteri (36); **Line Judge** — Ron Phares (10); **Field Judge** — Steve Zimmer (33); **Side Judge** — Doug Toole (4); **Back Judge** — Richard Reels (83); **Replay** — Bob Boylston.

DENVER BRONCOS

OFFENSE

WR 80 R. Smith
LT 77 T. Jones
LG 64 L. Friedman
C 66 T. Nalen
RG 62 D. Neil
RT 78 M. Lepsis
TE 89 D. Carswell
WR 87 E. McCaffrey
QB 12 G. Frerotte
RB 38 M. Anderson
FB 29 H. Griffith

DEFENSE

LE 98 M. Tanuvasa
LT 94 K. Traylor
RT 93 T. Pryce
RE 95 K. Pittman
WLB 51 J. Mobley
MLB 56 A. Wilson
SLB 53 B. Romanowski
LCB 39 R. Crockett
RCB 27 T. Buckley
SS 32 B. Jenkins
FS 26 E. Brown

BRONCOS SUBSTITUTIONS: K 1 J. Elam, K 2 S. Lindsey, P 16 T. Rouen, QB 17 J. Jackson, CB 24 D. O'Neal, S 28 K. Kennedy, CB 33 J. Spencer, CB 35 J. Suttle, FB 42 D. Smith, RB 46 K. Coleman, S 48 G. Coghill, LB 52 I. Gold, LB 55 K. Burns, LB 59 G. Cadrez, C 60 K.C. Jones, G/T 65 C. Carlisle, WR 81 S. Montgomery, WR 83 T. McGriff, TE 86 B. Chamberlain, TE 88 De. Clark, DE 92 L. Archambeau, DE 96 H. Hasselbach, DT 97 M. Lodish. **DID NOT PLAY:** QB 14 B. Griese. **INACTIVE:** RB 30 T. Davis, S 47 Da. Clark, TE 82 B. Miller, WR 84 C. Cole, WR 85 C. Fields, DT 90 J. Johnson, DE 99 M. Reagor.

BALTIMORE RAVENS

OFFENSE

WR 87 Q. Ismail
LT 75 J. Ogden
LG 64 E. Mulitalo
C 60 J. Mitchell
RG 62 M. Flynn
RT 70 H. Swayne
TE 82 S. Sharpe
TE 81 B. Coates
QB 8 T. Dilfer
RB 31 Ja. Lewis
FB 32 S. Gash

DEFENSE

LE 90 R. Burnett
LT 95 S. Adams
RT 98 T. Siragusa
RE 99 M. McCrary
LLB 58 P. Boulware
MLB 52 R. Lewis
RLB 55 J. Sharper
LCB 22 D. Starks
RCB 21 C. McAlister
SS 20 K. Herring
FS 26 R. Woodson

RAVENS SUBSTITUTIONS: K 3 M. Stover, P 5 K. Richardson, QB 12 T. Banks, FB 29 C. Evans, RB 33 P. Holmes, CB 35 R. Bailey, CB 38 J. Trapp, S 42 A. Mitchell, S 45 C. Harris, LB 50 B. Jackson, LB 51 C. Brown, LB 56 A. Davis, LB 57 O. Brigance, C 66 J. Hudson, OL 77 K. Vickers, DT 79 L. Webster, WR 80 B. Stokley, WR 83 P. Johnson, WR 84 Je. Lewis, WR 86 B. Davis, DT 91 L. Dalton, DE 93 K. Washington. **DID NOT PLAY:** OT 71 S. Folau. **INACTIVE:** 3QB 7 C. Redman, WR 11 M. Nash, CB 25 C. Love, S 43 A. Poindexter, OT 72 S. Williams, OG 74 O. Bobo, TE 85 J. Jones, DE 96 A. Thomas.

		1	2	3	4	OT	TOTAL	FIELD GOALS (made () & missed)	
VISITOR	Denver Broncos	0	3	0	0	—	3	J. Elam (31)	
HOME	Baltimore Ravens	0	14	7	0	—	21		
Team	Qtr	Clock Time	PLAY DESCRIPTION (Extra Point) (Drive Info)					SCORE	
								Visitor	Home
RAVENS	2	11:43	Ja. Lewis 1 yd. run (M. Stover, kick) (10-75, 5:51)					0	7
BRONCOS	2	4:31	J. Elam 31 yd. Field Goal (12-68, 7:12)					3	7
RAVENS	2	4:06	S. Sharpe 58 yd. pass from T. Dilfer (M. Stover, kick) (1-58, 0:25)					3	14
RAVENS	3	3:19	Ja. Lewis 27 yd. run (M. Stover, kick) (2-28, 0:42)					3	21

FINAL INDIVIDUAL STATISTICS																					
Denver Broncos									Baltimore Ravens												
RUSHING		ATT	YDS	AVG	LG	TD			RUSHING		ATT	YDS	AVG	LG	TD						
M. Anderson		15	40	2.7	13	0			Ja. Lewis		30	110	3.7	27	2						
R. Smith		2	3	1.5	7	0			P. Holmes		5	6	1.2	4	0						
G. Frerotte		1	-1	-1.0	-1	0			Je. Lewis		1	5	5.0	5	0						
									T. Difter		1	2	2.0	2	0						
									T. Banks		1	-1	-1.0	-1	0						
TOTAL		18	42	2.3	13	0			TOTAL		38	122	3.2	27	2						
PASSING		ATT	CMP	YDS	TKD/ YD	TD	LG	IN	Rtg.	PASSING		ATT	CMP	YDS	TKD/ YD	TD	LG	IN	Rtg.		
G. Frerotte		28	13	124	4/34	0	24	1	44.3	T. Difter		14	9	130	2/12	1	58	0	118.2		
J. Jackson		10	5	54	1/9	0	19	0	66.3	T. Banks		1	0	0	0/0	0	0	0	39.6		
TOTAL		38	18	178	5/43	0	24	1	50.1	TOTAL		15	9	130	2/12	1	58	0	110.4		
PASS RECEIVING		NO		YDS	AVG	LG	TD			PASS RECEIVING		NO		YDS	AVG	LG	TD				
E. McCaffrey		8		75	9.4	16	0			Q. Ismail		4		35	8.8	15	0				
R. Smith		3		58	19.3	24	0			S. Sharpe		3		73	24.3	58	1				
M. Anderson		2		10	5.0	8	0			Ja. Lewis		1		15	15.0	15	0				
D. Carswell		2		8	4.0	6	0			S. Gash		1		7	7.0	7	0				
H. Griffith		1		16	16.0	16	0														
T. McGriff		1		6	6.0	6	0														
De. Clark		1		5	5.0	5	0														
TOTAL		18		178	9.9	24	0			TOTAL		9		130	14.4	58	1				
INTERCEPTIONS		NO		YDS	AVG	LG	TD			INTERCEPTIONS		NO		YDS	AVG	LG	TD				
										R. Lewis		1		4	4.0	4	0				
TOTAL		0		0	0.0	—	0			TOTAL		1		4	4.0	4	0				
PUNTING		NO	YDS	AVG	NET	TB	IN20	LG	PUNTING		NO	YDS	AVG	NET	TB	IN20	LG				
T. Rouen		9	346	38.4	35.6	0	0	62	K. Richardson		10	383	38.3	33.0	2	4	66				
TOTAL		9	346	38.4	35.6	0	0	62	TOTAL		10	383	38.3	33.0	2	4	66				
PUNT RETURNS		NO	YDS	AVG	FC	LG	TD	PUNT RETURNS		NO	YDS	AVG	FC	LG	TD						
D. O'Neal		3	13	4.3	0	7	0	Je. Lewis		4	26	6.5	2	17	0						
D. Smith		1	0	0.0	0	0	0	(DOWNED)		3	0	0.0	0	—	0						
T. Buckley		0	0	0.0	1	—	0														
(DOWNED)		3	0	0.0	0	—	0														
(TOUCHBACK)		2	0	0.0	0	—	0														
RETURNS		4	13	3.3	1	7	0	RETURNS		4	26	6.5	2	17	0						
KICKOFF RETURNS		NO	YDS	AVG	FC	LG	TD	KICKOFF RETURNS		NO	YDS	AVG	FC	LG	TD						
B. Chamberlain		1	15	15.0	0	15	0	C. Harris		1	15	15.0	0	15	0						
D. Smith		1	15	15.0	0	15	0	B. Coates		1	8	8.0	0	8	0						
D. O'Neal		1	13	13.0	0	13	0														
(TOUCHBACK)		1	0	0.0	0	—	0														
RETURNS		3	43	14.3	0	15	0	RETURNS		2	23	11.5	0	15	0						
Denver Broncos									Baltimore Ravens												
FUMBLES	Fum	Lost	Own Rec.	Yds	TD	FF	Opp. Rec.	Yds	TD	Out Bnds	FUMBLES	Fum	Lost	Own Rec.	Yds	TD	FF	Opp. Rec.	Yds	TD	Out Bnds
B. Jenkins	0	0	0	0	0	1	0	0	0	0	T. Difter	1	0	0	0	0	0	0	0	0	0
											J. Ogden	0	0	1	0	0	0	0	0	0	0
TOTAL	0	0	0	0	0	1	0	0	0	0	TOTAL	1	0	1	0	0	0	0	0	0	0

FINAL TEAM STATISTICS													
	BRONCOS								RAVENS				
TOTAL FIRST DOWNS	9								13				
By Rushing	1								5				
By Passing	8								7				
By Penalty	0								1				
THIRD DOWN EFFICIENCY	3-16-19%								4-14-29%				
FOURTH DOWN EFFICIENCY	1-3-33%								0-0-0%				
TOTAL NET YARDS	177								240				
Total Offensive Plays (inc. times thrown passing)	61								55				
Average gain per offensive play	2.9								4.4				
NET YARDS RUSHING	42								122				
Total Rushing Plays	18								38				
Average gain per rushing play	2.3								3.2				
Tackles for a loss – number and yards	1-4								3-6				
NET YARDS PASSING	135								118				
Times thrown – yards lost attempting to pass	5-43								2-12				
Gross yards passing	178								130				
PASS ATTEMPTS-COMPLETIONS-HAD INTERCEPTED	38-18-1								15-9-0				
Average gain per pass play (inc. # thrown passing)	3.1								6.9				
KICKOFFS Number-In End Zone-Touchbacks	2-0-0								4-1-1				
PUNTS Number and Average	9-38.4								10-38.3				
Had Blocked	0								0				
FGs – PATs Had Blocked	0-0								0-0				
Net punting average	35.6								33				
TOTAL RETURN YARDAGE (Not Including Kickoffs)	13								30				
No. and Yards Punt Returns	4-13								4-26				
No. and Yards Kickoff Returns	3-43								2-23				
No. and Yards Interception Returns	0-0								1-4				
PENALTIES Number and Yards	6-33								4-30				
FUMBLES Number and Lost	0-0								1-0				
TOUCHDOWNS	0								3				
Rushing	0								2				
Passing	0								1				
EXTRA POINTS Made-Attempts	0-0								3-3				
Kicking Made-Attempts	0-0								3-3				
FIELD GOALS Made-Attempts	1-1								0-0				
SAFETIES	0								0				
FINAL SCORE	3								21				
TIME OF POSSESSION	27:37								32:23				

BRONCOS DEFENSIVE STATISTICS																	
(based on unofficial press box statistics)																	
PLAYER	UT	A	TT	S-YDS	I-YDS	PD	FF	FR	PLAYER	UT	A	TT	S-YDS	I-YDS	PD	FF	FR
B. Jenkins	10	2	12	1-10	0-0	0	1	0	I. Gold	1	0	1	0-0	0-0	0	0	0
T. Pryce	7	0	7	0-0	0-0	1	0	0	M. Lodish	1	0	1	0-0	0-0	0	0	0
J. Mobley	6	0	6	0-0	0-0	0	0	0	K. Traylor	0	1	1	0-0	0-0	0	0	0
A. Wilson	4	2	6	0-0	0-0	0	0	0	L. Archambeau	0	0	0	0-0	0-0	0	0	0
E. Brown	4	1	5	0-0	0-0	0	0	0	T. Buckley	0	0	0	0-0	0-0	0	0	0
M. Tanuvasa	3	2	5	1-2	0-0	0	0	0	G. Gadrez	0	0	0	0-0	0-0	0	0	0
H. Hasselbach	4	0	4	0-0	0-0	0	0	0	D. O'Neal	0	0	0	0-0	0-0	0	0	0
B. Romanowski	2	2	4	0-0	0-0	0	0	0	J. Spencer	0	0	0	0-0	0-0	0	0	0
K. Pittman	2	1	3	0-0	0-0	0	0	0	TEAM TOTALS	46	11	57	2-12	0-0	1	1	0
R. Crockett	2	0	2	0-0	0-0	0	0	0									



Denver 34, Atlanta 19

Sunday, Jan. 31, 1999 • 6:25 p.m. EST • Pro Player Stadium • Miami

WEATHER: Mostly Cloudy, 73°, Wind E 10 mph • ATTENDANCE: 74,803 • TIME: 3:18

Super Bowl XXXIII



The Denver Broncos clinched their second consecutive World Championship with a 34-19 victory over the Atlanta Falcons in Super Bowl XXXIII before 74,803 fans at Miami's Pro Player Stadium and millions more watching around the world. Denver became just the sixth franchise in NFL history to win back-to-back Super Bowl titles and posted the seventh repeat championship in Super Bowl history.

Quarterback John Elway claimed the game's Most Valuable Player award by completing 18-of-29 passes for 336 yards (third most in Super Bowl history at the time), including an 80-yard scoring toss to Rod Smith in the second quarter that tied for the second-longest TD pass in Super Bowl history. Elway also ran for a 3-yard score in the fourth quarter, making him the oldest player (38) to score a touchdown in the Super Bowl, eclipsing the mark he set a year earlier by scoring in Super Bowl XXXII.

Elway's accurate passing and the effective running of Terrell Davis, who set an NFL record with his seventh consecutive 100-yard game in the postseason (102 yards), kept the Falcons off balance all night. The Broncos' defense chipped in with two sacks and four takeaways, including two interceptions by Darrien Gordon, who set a Super Bowl record for most interception return yards in a game (108).

Atlanta took the opening kickoff and capped its drive with a 32-yard Morten Andersen field goal before Denver answered with the game's next 17 points. The first score came on a 1-yard run by Howard Griffith that ended a 10-play, 80-yard opening drive by the Broncos, and the lead was increased to 10-3 on a 26-yard Jason Elam field goal that capped Denver's third possession. After Andersen missed a 26-yard field goal attempt, the Broncos answered with the Elway-to-Smith 80-yard score on the next play to push the lead to 17-3. The Falcons narrowed the margin to 17-6 at halftime with a 28-yard Andersen field goal.

After a scoreless third quarter, Denver took advantage of Gordon's first interception by capping a short 24-yard drive with another Griffith 1-yard touchdown run early in the fourth quarter. Gordon's second interception set up Elway's 3-yard touchdown run that put Denver ahead 31-6 with 11:20 remaining. Two late touchdowns by Atlanta, sandwiched around a 37-yard Elam field goal, produced the final margin.

OFFICIALS:

Referee — Bernie Kukar (86); **Umpire** — Jim Daopoulos (75); **Head Linesman** — Sanford Rivers (21); **Line Judge** — Ron Baynes (56); **Field Judge** — Tim Millis (80); **Side Judge** — Gary Lane (120); **Back Judge** — Don Hakes (96).

DENVER BRONCOS

OFFENSE

WR 80 R. Smith
LT 77 T. Jones
LG 69 M. Schlereth
C 66 T. Nalen
RG 62 D. Neil
RT 74 H. Swayne
TE 84 S. Sharpe
WR 87 E. McCaffrey
QB 7 J. Elway
HB 30 T. Davis
FB 29 H. Griffith

DEFENSE

LE 96 H. Hasselbach
LT 94 K. Traylor
RT 93 T. Pryce
RE 98 M. Tanuvasa
WLB 51 J. Mobley
MLB 59 G. Cadrez
SLB 53 B. Romanowski
LCB 39 R. Crockett
RCB 21 D. Gordon
SS 34 T. Braxton
FS 27 S. Atwater

BRONCOS SUBSTITUTIONS: K 1 J. Elam, QB 6 B. Brister, P 16 T. Rouen, CB 20 T. James, RB 22 V. Hebron, CB 25 D. Johnson, CB 28 T. Paul, RB 31 D. Loville, RB 37 A. Lynn, FB 42 D. Smith, S 48 G. Coghill, LB 56 K. Burns, G 63 D. Diaz-Infante, T 78 M. Lepsis, WR 82 M. Nash, WR 85 W. Green, TE 86 B. Chamberlain, TE 89 D. Carswell, DE 90 N. Smith, DE 91 A. Williams, DE 95 M. Washington, DT 97 M. Lodish, LB 99 S. Joyner. **INACTIVE:** QB 14 B. Griesse, S 26 E. Brown, LB 54 N. Wayne, C 60 K.C. Jones, T 70 T. Teague, DE 73 C. Brown, G 79 C. Banks, WR 83 J. Armour.

ATLANTA FALCONS

OFFENSE

WR 80 T. Martin
LT 70 B. Whitfield
LG 68 C. Collins
C 61 R. Tobeck
RG 69 G. Williams
RT 74 E. Salaam
TE 88 O.J. Santiago
WR 81 T. Mathis
QB 12 C. Chandler
RB 32 J. Anderson
FB 85 B. Kozlowski

DEFENSE

LE 92 L. Archambeau
LT 98 T. Hall
RT 75 S. Dronett
RE 90 C. Smith
WLB 97 C. Bennett
MLB 58 J. Tuggle
SLB 94 H. Crockett
LCB 34 R. Buchanan
RCB 20 M. Booker
SS 35 W. White
FS 41 E. Robinson

FALCONS SUBSTITUTIONS: P 4 D. Stryzinski, K 5 M. Andersen, CB 21 E. Williams, CB 23 R. Bradford, S 25 D. Bush, RB 28 H. Green, CB 29 R. Fuller, FB 45 G. Downs, LB 52 C. Sauer, LB 54 R. Hamilton, LB 56 K. Brooking, LB 59 B. Talley, G 64 B. Hallen, C/G 67 A. Schreiber, T 76 J. Portilla, WR 82 R. Harris, WR 83 T. Dwight, TE 86 E. Smith, DE 91 J. Burrough, DT 95 E. Tuala, DE 96 A. Edwards. **DID NOT PLAY:** QB 17 S. DeBerg, RB 33 K. Oxendine. **INACTIVE:** QB 13 T. Graziani, CB 26 D. Anderson, S 27 O. Brown, S 47 C. Bayne, G/C 79 D. Widell, TE 84 R. Monroe, WR 89 T. Kinchen, DE 93 S. Swayda.

		1	2	3	4	OT	TOTAL	FIELD GOALS (made () & missed)
VISITOR	Denver Broncos	7	10	0	17	—	34	J. Elam (26) 38WR 48WL (37)
HOME	Atlanta Falcons	3	3	0	13	—	19	M. Andersen (32) 26WR (28)
Team	Qtr	Clock Time	PLAY DESCRIPTION (Extra Point) (Drive Info)				SCORE	
							Visitor	Home
FALCONS	1	9:35	M. Andersen 32 yd. Field Goal (10-48, 5:25)				0	3
BRONCOS	1	3:55	H. Griffith 1 yd. run (J. Elam, kick) (10-80, 5:40)				7	3
BRONCOS	2	9:17	J. Elam 26 yd. Field Goal (11-63, 4:58)				10	3
BRONCOS	2	4:54	R. Smith 80 yd. pass from J. Elway (J. Elam, kick) (1-80, 0:13)				17	3
FALCONS	2	2:25	M. Andersen 28 yd. Field Goal (7-38, 2:29)				17	6
BRONCOS	4	14:56	H. Griffith 1 yd. run (J. Elam, kick) (5-24, 1:50)				24	6
BRONCOS	4	11:20	J. Elway 3 yd. run (J. Elam, kick) (3-48, 1:17)				31	6
FALCONS	4	11:01	T. Dwight 94 yd. kickoff return (M. Andersen, kick)				31	13
BRONCOS	4	7:08	J. Elam 37 yd. Field Goal (7-36, 3:53)				34	13
FALCONS	4	2:04	T. Mathis 3 yd. pass from C. Chandler (2-pt. Attempt Failed) (16-76, 5:04)				34	19

Final Individual Statistics																			
Denver Broncos										Atlanta Falcons									
Rushing						Rushing						Rushing							
	Att	Yds	Avg	LG	TD		Att	Yds	Avg	LG	TD		Att	Yds	Avg	LG	TD		
T. Davis	25	102	4.1	15	0	J. Anderson	18	96	5.3	15	0								
H. Griffith	4	9	2.3	4	2	C. Chandler	4	30	7.5	12	0								
D. Loville	2	8	4.0	6	0	T. Dwight	1	5	5.0	5	0								
J. Elway	3	2	0.7	3	1														
R. Smith	1	1	1.0	1	0														
B. Brister	1	-1	-1.0	-1	0														
TOTAL	36	121	3.4	15	3	TOTAL	23	131	5.7	15	0								
Passing										Passing									
	Att	Cmp	Yds	TD	LG	In	Rtg.		Att	Cmp	Yds	TD	LG	In	Rtg.				
J. Elway	29	18	336	0/0	1	80	1	99.2	C. Chandler	35	19	219	2/13	1	30	3	47.2		
TOTAL	29	18	336	0/0	1	80	1	99.2	TOTAL	35	19	219	2/13	1	30	3	47.2		
Pass Receiving										Pass Receiving									
	No	Yds	Avg	LG	TD				No	Yds	Avg	LG	TD						
R. Smith	5	152	30.4	80	1	T. Mathis	7	85	12.1	30	1								
E. McCaffrey	5	72	14.4	25	0	T. Martin	5	79	15.8	23	0								
B. Chamberlain	3	29	9.7	13	0	J. Anderson	3	16	5.3	9	0								
T. Davis	2	50	25.0	39	0	R. Harris	2	21	10.5	13	0								
S. Sharpe	2	26	13.0	14	0	O.J. Santiago	1	13	13.0	13	0								
H. Griffith	1	7	7.0	7	0	B. Kozlowski	1	5	5.0	5	0								
TOTAL	18	336	18.7	80	1	TOTAL	19	219	11.5	30	1								
Interceptions										Interceptions									
	No	Yds	Avg	LG	TD				No	Yds	Avg	LG	TD						
D. Gordon	2	108	54.0	58	0	R. Bradford	1	1	1.0	1	0								
D. Johnson	1	28	28.0	28	0														
TOTAL	3	136	45.3	58	0	TOTAL	1	1	1.0	1	0								
Punting										Punting									
	No	Yds	Avg	Net	TB	In20	LG		No	Yds	Avg	Net	TB	In20	LG				
T. Rouen	1	35	35.0	35.0	0	1	35	D. Stryzinski	1	39	39.0	39.0	0	0	39				
TOTAL	1	35	35.0	35.0	0	1	35	TOTAL	1	39	39.0	39.0	0	0	39				
Punt Returns (Downed)										Punt Returns (Downed)									
	No	Yds	Avg	FC	LG	TD			No	Yds	Avg	FC	LG	TD					
RETURNS	1	0	0.0	0	—	0	T. Dwight	0	0	0.0	1	—	0						
	1	0	0.0	0	—	0	RETURNS	0	0	0.0	1	—	0						
Kickoff Returns										Kickoff Returns									
	No	Yds	Avg	FC	LG	TD			No	Yds	Avg	FC	LG	TD					
V. Hebron	2	42	21.0	0	26	0	T. Dwight	5	210	42.0	0	94	1						
B. Chamberlain	1	2	2.0	0	2	0	B. Kozlowski	2	17	8.5	0	16	0						
RETURNS	3	44	14.7	0	26	0	RETURNS	7	227	32.4	0	94	1						
Denver Broncos										Atlanta Falcons									
Own					Opp.					Own					Opp.				
FUMBLES	Fum	Lost	Rec.	Yds	TD	FF	Rec.	Yds	TD	Bnds	FUMBLES	Fum	Lost	Rec.	Yds	TD	Bnds		
G. Coghill	0	0	0	0	0	1	0	0	0	0	J. Anderson	1	1	0	0	0	0		
T. Braxton	0	0	0	0	0	0	1	4	0	0									
TOTAL	0	0	0	0	0	1	1	4	0	0	TOTAL	1	1	0	0	0	0		

FINAL TEAM STATISTICS					
	BRONCOS		FALCONS		
TOTAL FIRST DOWNS	22	21	FGs – PATs Had Blocked	0-0	0-0
By Rushing	8	8	TOTAL RETURN YARDAGE (Not Including Kickoffs)	136	1
By Passing	14	12	No. and Yards Punt Returns	0-0	0-0
By Penalty	0	1	No. and Yards Kickoff Returns	3-44	7-227
THIRD DOWN EFFICIENCY	6-13-46%	5-11-45%	No. and Yards Interception Returns	3-136	1-1
FOURTH DOWN EFFICIENCY	0-1-0%	1-2-50%	PENALTIES Number and Yards	4-61	0-0
TOTAL NET YARDS	457	337	FUMBLES Number and Lost	0-0	1-1
Total Offensive Plays (inc. times thrown passing)	65	60	TOUCHDOWNS	4	2
Average gain per offensive play	7.0	5.6	Rushing	3	0
NET YARDS RUSHING	121	131	Passing	1	1
Total Rushing Plays	36	23	Kickoff Returns	0	1
Average gain per rushing play	3.4	5.7	EXTRA POINTS Made-Attempts	4-4	1-2
NET YARDS PASSING	336	206	Kicking Made-Attempts	4-4	1-1
Times thrown – yards lost attempting to pass	0-0	2-13	Passing Made-Attempts	0-0	0-1
Gross yards passing	336	219	FIELD GOALS Made-Attempts	2-4	2-3
PASS ATTEMPTS-COMPLETIONS-HAD INTERCEPTED	29-18-1	35-19-3	SAFETIES	0	0
Average gain per pass play (inc. # thrown passing)	11.6	5.6	FINAL SCORE	34	19
KICKOFFS Number-In End Zone-Touchbacks	7-0-0	5-2-1	TIME OF POSSESSION	31:23	28:37
PUNTS Number and Average	1-35	1-39			
Had Blocked	0	0			

Broncos Defensive Statistics																		
(based on unofficial press box statistics)																		
Player	UT	A	TT	S-YDS	I-YDS	PD	FF	FR	Player	UT	A	TT	S-YDS	I-YDS	PD	FF	FR	
G. Cadrez	4	4	8	0-0	0-0	0	0	0	H. Hasselbach	1	1	2	0-0	0-0	0	0	0	
S. Atwater	4	3	7	0-0	0-0	1	0	0	G. Coghill	1	0	1	0-0	0-0	0	1	0	
R. Crockett	5	0	5	0-0	0-0	0	0	0	D. Johnson	1	0	1	0-0	1-28	1	0	0	
B. Romanowski	4	1	5	1-7	0-0	1	0	0	M. Washington	1	0	1	0-0	0-0	0	0	0	
D. Gordon	2	1	3	0-0	2-108	3	0	0	T. Pryce		0	1	1	0-0	0-0	0	0	0
M. Tanuvasa	2	1	3	0-0	0-0	0	0	0	N. Smith	0	1	1	0-0	0-0	0	0	0	
J. Mobley	1	2	3	1-6	0-0	0	0	0	T. James	0	0	0	0-0	0-0	1	0	0	
K. Traylor	1	2	3	0-0	0-0	1	0	0	M. Lodish	0	0	0	0-0	0-0	0	0	0	
A. Williams	2	0	2	0-0	0-0	2	0	0	TEAM TOTALS	30	18	48	2-13	3-136	11	1	1	
T. Braxton	1	1	2	0-0	0-0	1	0	1										



Denver 23, N.Y. Jets 10

Sunday, Jan. 17, 1999 • 2:15 p.m. MST • Mile High Stadium • Denver

WEATHER: Sunny, 41° (wind chill 18°), Wind NW 24 mph • ATTENDANCE: 75,482 • TIME: 3:16

1998 AFC Championship Game

The Broncos clinched their AFC-record sixth berth in a Super Bowl by defeating the New York Jets 23-10 in the AFC Championship Game before a crowd of 75,482 fans at Mile High Stadium and a CBS national television audience.

After failing to score in the first half, the Broncos scored 20 third-quarter points to take control of the game. The win propelled Denver to the Super Bowl for the second consecutive season, matching the back-to-back Super Bowl appearances of the 1986 and '87 Broncos.

The Jets took a 10-0 lead after John Hall's 32-yard field goal in the second quarter and Curtis Martin's 1-yard touchdown run early in the third quarter that was set up by a blocked punt at the Broncos' 1-yard line. That touchdown proved to be just the wake-up call that Denver needed to ignite its offense as well as the unusually quiet Mile High crowd. On first-and-10 from the 36-yard line, John Elway connected with Ed McCaffrey on a 47-yard pass play before finding fullback Howard Griffith for an 11-yard touchdown pass to narrow the Jets' lead to 10-7.

Then, a wind-stifled kickoff fumble was recovered by Broncos linebacker Keith Burns and turned into a 44-yard Jason Elam field goal to tie the game. Following another Elam field goal, the Broncos opened up a 10-point lead, 20-10, on Terrell Davis' 31-yard touchdown run late in the third quarter.

The Broncos' defense, which deserved credit for keeping the club in the game in the first half while the offense sputtered, forced six turnovers (including two interceptions by Darrien Gordon) and held the Jets to 14 yards on 13 rushes. The four opponent fumbles recovered by Denver set a franchise post-season record.

Davis set numerous records during the contest, including passing his own NFL-record total of 2,331 yards rushing in an entire season (regular and postseason combined) set in 1997 and rushing for 100 yards for the sixth consecutive postseason game to tie John Riggins for the most all time. He also passed Larry Csonka and Riggins for seventh and sixth place in career postseason rushing yards. Tight end Shannon Sharpe (two catches) tied Vance Johnson (40) for the most career receptions in the postseason by a Bronco while Elam's three field goals tied a Denver single-game playoff record.

With its win, Denver maintained a perfect record (12-0) when leading after three quarters in the playoffs.

OFFICIALS:

Referee — Ed Hochuli (85); **Umpire** — Chad Brown (31); **Head Linesman** — George Hayward (54); **Line Judge** — Tom Barnes (55); **Field Judge** — Tom Sifferman (118); **Side Judge** — Doug Toole (4); **Back Judge** — Richard Reels (83).

DENVER BRONCOS

OFFENSE

WR 80 R. Smith
LT 77 T. Jones
LG 69 M. Schlereth
C 66 T. Nalen
RG 62 D. Neil
RT 74 H. Swayne
TE 84 S. Sharpe
WR 87 E. McCaffrey
QB 7 J. Elway
HB 30 T. Davis
TE 89 D. Carswell

DEFENSE

LE 96 H. Hasselbach
LT 94 K. Traylor
RT 93 T. Pryce
RE 98 M. Tanuvasa
WLB 51 J. Mobley
MLB 59 G. Cadrez
SLB 53 B. Romanowski
LCB 39 R. Crockett
RCB 21 D. Gordon
CB 25 D. Johnson
FS 27 S. Atwater

BRONCOS SUBSTITUTIONS: K 1 J. Elam, P 16 T. Rouen, CB 20 T. James, RB 22 V. Hebron, CB 28 T. Paul, FB 29 H. Griffith, RB 31 D. Loville, S 34 T. Braxton, RB 37 A. Lynn, FB 42 D. Smith, S 48 G. Coghill, LB 56 K. Burns, G 63 D. Diaz-Infante, T 78 M. Lepsis, WR 82 M. Nash, WR 85 W. Green, TE 86 B. Chamberlain, DE 90 N. Smith, DE 91 A. Williams, DE 95 M. Washington, DT 97 M. Lodish, LB 99 S. Joyner. **DID NOT PLAY:** QB 6 B. Brister. **INACTIVE:** QB 14 B. Griese, S 26 E. Brown, LB 54 N. Wayne, C 60 K.C. Jones, T 70 T. Teague, DE 73 C. Brown, G 79 C. Banks, WR 83 J. Armour.

NEW YORK JETS

OFFENSE

WR 19 K. Johnson
LT 76 J. Elliott
LG 62 T. Burger
C 68 K. Mawae
RG 70 M. O'Dwyer
RT 69 J. Fabini
TE 88 K. Brady
WR 80 W. Chrebet
QB 16 V. Testaverde
RB 28 C. Martin
FB 41 K. Byars

DEFENSE

LE 95 R. Lyle
LT 72 J. Ferguson
RE 98 A. Pleasant
OLB 53 C. Cascadden
LLB 57 M. Lewis
MLB 52 P. Johnson
RLB 51 B. Cox
LCB 24 R. Mickens
RCB 45 O. Smith
SS 21 V. Green
FS 44 C. Brown


JETS SUBSTITUTIONS: K 9 J. Hall, P 17 J. Kidd, RB 22 D. Meggett, S 23 K. Williams, S 30 C. Hayes, CB 31 A. Glenn, CB 42 M. Coleman, S 47 S. Frost, LB 50 R. Holmberg, LB 54 D. Gordon, LB 58 J. Farrior, C/G 65 J. Hudson, C/G 67 M. Gisler, T/G 71 K. Jenkins, TE 82 B. Spence, TE 84 F. Baxter, WR 86 A. Van Dyke, WR 89 D. Ward, DE 92 B. Hamilton, DT 93 E. Logan, DE 99 E. Ogbogu. **DID NOT PLAY:** QB 6 R. Lucas, RB 20 R. Anderson. **INACTIVE:** QB 4 G. Foley, S 26 J. Henderson, FB 33 J. Sowell, G/T 60 D. Karczewski, G 66 A. Bernstein, DT 75 C. Hansen, G 79 J. Bundren, DE 97 D. Boose.

		1	2	3	4	OT	TOTAL	FIELD GOALS (made () & missed)	
VISITOR	New York Jets	0	3	7	0	—	10	J. Hall	42WR (32)
HOME	Denver Broncos	0	0	20	3	—	23	J. Elam	(44) (48) (35)
Team	Qtr	Clock Time	PLAY DESCRIPTION (Extra Point) (Drive Info)					SCORE	
								Visitor	Home
JETS	2	0:00	J. Hall 32 yd. Field Goal (6-46, 0:38)					3	0
JETS	3	11:56	C. Martin 1 yd. run (J. Hall, kick) (1-1, 0:04)					10	0
BRONCOS	3	10:18	H. Griffith 11 yd. pass from J. Elway (J. Elam, kick) (3-64, 1:38)					10	7
BRONCOS	3	8:23	J. Elam 44 yd. Field Goal (4-5, 1:46)					10	10
BRONCOS	3	2:58	J. Elam 48 yd. Field Goal (8-27, 3:14)					10	13
BRONCOS	3	0:18	T. Davis 31 yd. run (J. Elam, kick) (3-38, 1:24)					10	20
BRONCOS	4	3:40	J. Elam 35 yd. Field Goal (4-1, 1:00)					10	23

FINAL INDIVIDUAL STATISTICS																	
New York Jets								Denver Broncos									
RUSHING			ATT	YDS	AVG	LG	TD	RUSHING			ATT	YDS	AVG	LG	TD		
C. Martin			13	14	1.1	4	1	T. Davis			32	167	5.2	31	1		
								J. Elway			3	13	4.3	9	0		
								D. Loville			2	7	3.5	4	0		
								T. Rouen			1	-9	-9.0	-9	0		
TOTAL			13	14	1.1	4	1	TOTAL			38	178	4.7	31	1		
PASSING	ATT	CMP	YDS	TKD/ YD	TD	LG	IN	Rtg.	PASSING	ATT	CMP	YDS	TKD/ YD	TD	LG	IN	Rtg.
V. Testaverde	52	31	356	0/0	0	28	2	64.3	J. Elway	34	13	173	3/20	1	47	0	65.0
TOTAL	52	31	356	0/0	0	28	2	64.3	TOTAL	34	13	173	3/20	1	47	0	65.0
PASS RECEIVING			NO	YDS	AVG	LG	TD	PASS RECEIVING			NO	YDS	AVG	LG	TD		
W. Chrebet			8	121	15.1	28	0	E. McCaffrey			3	66	22.0	47	0		
K. Johnson			7	73	10.4	25	0	R. Smith			3	37	12.3	15	0		
D. Ward			5	61	12.2	26	0	B. Chamberlain			2	26	13.0	16	0		
C. Martin			4	39	9.8	27	0	S. Sharpe			2	14	7.0	8	0		
K. Byars			3	33	11.0	19	0	T. Davis			1	12	12.0	12	0		
K. Brady			2	11	5.5	8	0	H. Griffith			1	11	11.0	11	1		
A. Van Dyke			1	16	16.0	16	0	D. Carswell			1	7	7.0	7	0		
D. Meggett			1	2	2.0	2	0										
TOTAL			31	356	11.5	28	0	TOTAL			13	173	13.3	47	1		
INTERCEPTIONS			NO	YDS	AVG	LG	TD	INTERCEPTIONS			NO	YDS	AVG	LG	TD		
			0	0	0.0	—	0	D. Gordon			2	48	24.0	30	0		
TOTAL			0	0	0.0	—	0	TOTAL			2	48	24.0	48	0		
PUNTING	NO	YDS	AVG	NET	TB	IN20	LG	PUNTING	NO	YDS	AVG	NET	TB	IN20	LG		
J. Kidd	7	335	47.9	36.6	0	3	53	T. Rouen	7	317	45.3	39.1	0	3	59		
								(BLOCKED)	1	0	0.0	0.0	0	0	0		
TOTAL	7	335	47.9	36.6	0	3	53	TOTAL	8	317	39.6	34.3	0	3	59		
PUNT RETURNS	NO	YDS	AVG	FC	LG	TD	PUNT RETURNS	NO	YDS	AVG	FC	LG	TD				
D. Meggett	3	43	14.3	0	33	0	D. Gordon	5	79	15.8	0	36	0				
(DOWNED)	3	0	0.0	0	—	0	(DOWNED)	1	0	0.0	0	—	0				
(OUT OF BOUNDS)	1	0	0.0	0	—	0	(OUT OF BOUNDS)	1	0	0.0	0	—	0				
RETURNS	3	43	14.3	0	33	0	RETURNS	5	79	15.8	0	36	0				
KICKOFF RETURNS	NO	YDS	AVG	FC	LG	TD	KICKOFF RETURNS	NO	YDS	AVG	FC	LG	TD				
D. Meggett	3	32	10.7	0	16	0	V. Hebron	1	28	28.0	0	28	0				
B. Hamilton	1	14	14.0	0	14	0	(TOUCHBACK)	1	0	0.0	0	—	0				
J. Farrior	1	0	0.0	0	0	0											
(TOUCHBACK)	1	0	0.0	0	—	0											
RETURNS	5	46	9.2	0	16	0	RETURNS	1	28	28.0	0	28	0				
New York Jets	Own		Opp.		Out		Denver Broncos	Own		Opp.		Out					
FUMBLES	Fum	Lost	Rec.	Yds	TD	FF	Rec.	Yds	TD	Bnds	Fum	Lost	Rec.	Yds	TD	Bnds	
C. Martin	1	1	0	0	0	0	0	0	0	0	T. Braxton	0	0	0	0	0	
K. Byars	1	1	0	0	0	0	0	0	0	0	J. Elway	1	0	0	-6	0	
J. Farrior	1	1	0	0	0	0	0	0	0	0	T. Davis	0	0	1	0	0	
A. Van Dyke	1	1	0	0	0	0	0	0	0	0	T. Rouen	1	0	1	0	0	
											B. Romanowski	0	0	0	0	1	
											J. Mobley	0	0	0	0	0	
											K. Burns	0	0	0	0	1	
											S. Atwater	0	0	0	0	0	
											A. Williams	0	0	0	0	0	
TOTAL	4	4	0	0	0	0	0	0	0	0	TOTAL	2	0	2	-6	0	

FINAL TEAM STATISTICS																
JETS								BRONCOS								
TOTAL FIRST DOWNS	18							14								
By Rushing	1							8								
By Passing	17							6								
By Penalty	0							0								
THIRD DOWN EFFICIENCY	3-12-25%							4-19-21%								
FOURTH DOWN EFFICIENCY	1-1-100%							1-4-25%								
TOTAL NET YARDS	370							331								
Total Offensive Plays (inc. times thrown passing)	65							75								
Average gain per offensive play	5.7							4.4								
NET YARDS RUSHING	14							178								
Total Rushing Plays	13							38								
Average gain per rushing play	1.1							4.7								
NET YARDS PASSING	356							153								
Times thrown – yards lost attempting to pass	0-0							3-20								
Gross yards passing	356							173								
PASS ATTEMPTS-COMPLETIONS-HAD INTERCEPTED	52-31-2							34-13-0								
Average gain per pass play (inc. # thrown passing)	6.8							4.1								
KICKOFFS Number-In End Zone-Touchbacks	2-1-1							6-1-1								
PUNTS Number and Average	7-47.9							8-39.6								
Had Blocked	0							1								
FGs – PATs Had Blocked	0-0							0-0								
TOTAL RETURN YARDAGE (Not Including Kickoffs)	43							127								
No. and Yards Punt Returns	3-43							5-79								
No. and Yards Kickoff Returns	5-46							1-28								
No. and Yards Interception Returns	0-0							2-48								
PENALTIES Number and Yards	6-49							6-47								
FUMBLES Number and Lost	4-4							2-0								
TOUCHDOWNS	1							2								
Rushing	1							1								
Passing	0							1								
EXTRA POINTS Made-Attempts	1-1							2-2								
Kicking Made-Attempts	1-1							2-2								
FIELD GOALS Made-Attempts	1-2							3-3								
SAFETIES	0							0								
FINAL SCORE	10							23								
TIME OF POSSESSION	27:00							33:00								

BRONCOS DEFENSIVE STATISTICS																	
(based on unofficial press box statistics)																	
PLAYER	UT	A	TT	S-YDS	I-YDS	PD	FF	FR	PLAYER	UT	A	TT	S-YDS	I-YDS	PD	FF	FR
B. Romanowski	8	3	11	0-0	0-0	0	1	1	T. Braxton	1	0	1	0-0	0-0	0	0	1
J. Mobley	7	2	9	0-0	0-0	1	0	1	T. Pryce	1	0	1	0-0	0-0	0	0	0
R. Crockett	4	2	6	0-0	0-0	1	0	0	M. Tanuvasa	0	1	1	0-0	0-0	0	0	0
S. Atwater	3	2	5	0-0	0-0	1	1	0	K. Traylor	0	1	1	0-0	0-0	0	0	0
A. Williams	3	1	4	0-0	0-0	0	1	0	K. Burns	0	0	0	0-0	0-0	0	0	0
G. Cadrez	2	2	4	0-0	0-0	0	0	0	T. James	0	0	0	0-0	0-0	1	0	0
D. Johnson	2	2	4	0-0	0-0	1	0	0	S. Joyner	0	0	0	0-0	0-0	0	0	0
M. Washington	2	0	2	0-0	0-0	0	0	0	M. Lodish	0	0	0	0-0	0-0	0	0	0
D. Gordon	1	1	2	0-0	2-48	3	0	0	N. Smith	0	0	0	0-0	0-0	1	0	0
H. Hasselbach	0	2	2	0-0	0-0	0	0	0	TEAM TOTALS	34	19	53	0-0	2-48	9	3	3



Denver 38, Miami 3

Saturday, Jan. 9, 1999 • 2:15 p.m. MST • Mile High Stadium • Denver

WEATHER: Sunny, 49°, Wind W 13 mph • ATTENDANCE: 75,729 • TIME: 2:48

1998 AFC Divisional Playoff Game

The Denver Broncos won their fifth consecutive postseason contest and advanced to the AFC Championship Game for the second year in a row with a record-setting 38-3 win against the Miami Dolphins in an AFC Divisional Playoff Game played before 75,729 raucous fans at Mile High Stadium.

The 35-point differential represented Denver's largest margin of victory in a postseason game and was punctuated by a defensive effort that limited Miami to just 14 yards on 13 carries for an average of 1.1 yards per rush that set a club playoff record. The three points allowed also were the fewest allowed by Denver in a postseason game.

The Broncos' offense was just as sharp, putting points on the board in all four quarters, including 14 in both the first and fourth quarters. Denver's two first-quarter touchdowns both came courtesy of Terrell Davis, who scored on runs of one and 20 yards, the latter of which would qualify for any highlight film as Davis juked two Dolphins defenders with separate moves as he dashed to the end zone. Davis was, unequivocally, the offensive star, posting a franchise-record 199 yards on 21 carries that represented the fourth-highest single-game rushing output in NFL postseason history.

Miami closed the gap to 14-3 in the second quarter, scoring its only points of the game on a 22-yard Olindo Mare field goal, but Denver answered with an 11-play, 87-yard drive capped by Derek Loville's 11-yard touchdown run to increase its lead to 21-3 at halftime. The Broncos pushed the margin to 24-3 early in the third quarter when Jason Elam converted a 32-yard field goal and put the game out of reach early in the fourth quarter when John Elway hooked up with Rod Smith for a 28-yard touchdown play that was the quarterback's 25th career postseason touchdown, tying him for fourth place in NFL history.

The icing on the cake was provided when Neil Smith picked up a fumble forced by cornerback Darrius Johnson at the Broncos' 21-yard line and ran it back 79 yards for his first career playoff score. It gave the Broncos a 38-3 lead that held over the final 9:49 for Denver's largest postseason win in club history.

Tight end Shannon Sharpe led all Broncos with five catches while Smith posted a team-high 71 yards on four receptions. Defensively, Johnson and linebacker Bill Romanowski each intercepted Dan Marino. Johnson's 48-yard interception return was the second longest in Broncos postseason history.

OFFICIALS:

Referee — Bill Carrollo (63); **Umpire** — Ed Coukart (71); **Head Linesman** — Tony Veteri (36); **Line Judge** — Mark Steinkercner (84); **Field Judge** — Borris Cheek (41); **Side Judge** — Ken Baker (91); **Back Judge** — Jeff Triplette (42).

DENVER BRONCOS

OFFENSE

WR 80 R. Smith
LT 77 T. Jones
LG 69 M. Schlereth
C 66 T. Nalen
RG 62 D. Neil
RT 74 H. Swayne
TE 84 S. Sharpe
WR 87 E. McCaffrey
QB 7 J. Elway
HB 30 T. Davis
FB 29 H. Griffith

DEFENSE

LE 96 H. Hasselbach
LT 94 K. Traylor
RE 98 M. Tanuvasa
WLB 51 J. Mobley
MLB 59 G. Cadrez
SLB 53 B. Romanowski
LCB 39 R. Crockett
RCB 21 D. Gordon
CB 25 D. Johnson
SS 34 T. Braxton
FS 27 S. Atwater

BRONCOS SUBSTITUTIONS: K 1 J. Elam, QB 6 B. Brister, P 16 T. Rouen, CB 20 T. James, RB 22 V. Hebron, CB 28 T. Paul, RB 31 D. Loville, RB 37 A. Lynn, FB 42 D. Smith, S 48 G. Coghill, LB 56 K. Burns, G 63 D. Diaz-Infante, T 78 M. Lepsis, WR 82 M. Nash, WR 85 W. Green, TE 86 B. Chamberlain, TE 89 D. Carswell, DE 90 N. Smith, DE 91 A. Williams, DT 93 T. Pryce, DE 95 M. Washington, DT 97 M. Lodish, LB 99 S. Joyner. **INACTIVE:** QB 14 B. Griesse, S 26 E. Brown, LB 54 N. Wayne, C 60 K.C. Jones, T 70 T. Teague, DE 73 C. Brown, G 79 C. Banks, WR 83 J. Armour.

MIAMI DOLPHINS

OFFENSE

WR 85 L. Thomas
LT 74 B. Smith
LG 60 J. Bock
C 61 T. Ruddy
RG 65 K. Donnalley
RT 76 J. Brown
TE 89 E. Perry
WR 81 O. McDuffie
QB 13 D. Marino
WR 86 O. Gadsden
FB 36 S. Pritchett

DEFENSE

LE 75 S. Burton
LT 72 B. Tanner
RT 92 D. Gardener
RE 79 K. Mixon
WLB 59 D. Rodgers
MLB 54 Z. Thomas
SLB 52 R. Jones
LCB 27 T. Buckley
RCB 29 S. Madison
SS 38 C. Jackson
FS 31 B. Marion

DOLPHINS SUBSTITUTIONS: P 8 K. Wilmsmeyer, K 10 O. Mare, QB 11 D. Huard, RB 20 J. Avery, S 21 R. Stewart, CB 23 P. Surtain, CB 24 J. Wilson, CB 28 R. Hill, RB 30 B. Parmalee, RB 33 K. Abdul-Jabbar, S 45 B. Walker, LB 50 D. Hollier, LB 51 A. Harris, LB 57 O. Brigance, T 68 M. Sheldon, WR 80 I. Uwaezuoke, TE 82 F. Wainright, TE 83 H. Lusk, WR 88 N. Jacquet, DE 91 L. Bromell, DE 93 T. Armstrong, DE 96 D. Stubbs. **DID NOT PLAY:** QB 17 T. Doxzon, T 67 B. Stokes. **INACTIVE:** QB 14 D. Gonzalez, CB 26 E. McDaniel, RB 34 R. Moore, FB 48 K. Karber, LB 53 L. Izzo, T 78 R. Nabb, TE 84 T. Drayton.

		1	2	3	4	OT	TOTAL	FIELD GOALS (made () & missed)	
VISITOR	Miami Dolphins	0	3	0	0	—	3	O. Mare	(22)
HOME	Denver Broncos	14	7	3	14	—	38	J. Elam	(32)
Team	Qtr	Clock Time	PLAY DESCRIPTION (Extra Point) (Drive Info)					SCORE	
								Visitor	Home
BRONCOS	1	5:55	T. Davis 1 yd. run (J. Elam, kick) (14-92, 7:56)					0	7
BRONCOS	1	1:02	T. Davis 20 yd. run (J. Elam, kick) (4-66, 2:18)					0	14
DOLPHINS	2	10:07	O. Mare 22 yd. Field Goal (11-76, 5:55)					3	14
BRONCOS	2	4:39	D. Loville 11 yd. run (J. Elam, kick) (11-87, 5:28)					3	21
BRONCOS	3	11:52	J. Elam 32 yd. Field Goal (5-66, 3:08)					3	24
BRONCOS	4	13:23	R. Smith 28 yd. pass from J. Elway (J. Elam, kick) (5-52, 1:39)					3	31
BRONCOS	4	9:49	N. Smith 79 yd. fumble return (J. Elam, kick)					3	38

FINAL INDIVIDUAL STATISTICS																				
Miami Dolphins									Denver Broncos											
RUSHING		ATT	YDS	AVG	LG	TD	RUSHING		ATT	YDS	AVG	LG	TD							
B. Parmalee		7	14	2.0	12	0	T. Davis		21	199	9.5	62	2							
K. Abdul-Jabbar		3	5	1.7	3	0	D. Loville		8	34	4.3	11	1							
D. Huard		2	-2	-1.0	-1	0	J. Elway		3	19	6.3	11	0							
S. Pritchett		1	-3	-3.0	-3	0	B. Brister		6	-2	-0.3	2	0							
TOTAL		13	14	1.1	12	0	TOTAL		38	250	6.6	62	3							
PASSING		ATT	CMP	YDS	TKD/ YD	TD	LG	IN	Rtg.	PASSING		ATT	CMP	YDS	TKD/ YD	TD	LG	IN	Rtg.	
D. Marino		37	26	243	1/5	0	23	2	65.5	J. Elway		23	14	182	1/8	1	33	0	100.3	
TOTAL		37	26	243	1/5	0	23	2	65.5	TOTAL		23	14	182	1/8	1	33	0	100.3	
PASS RECEIVING		NO		YDS	AVG	LG	TD	PASS RECEIVING		NO		YDS	AVG	LG	TD					
O. McDuffie		9		118	13.1	23	0	S. Sharpe		5		38	7.6	10	0					
B. Parmalee		5		24	4.8	9	0	R. Smith		4		71	17.8	28	1					
O. Gadsden		4		36	9.0	14	0	E. McCaffrey		3		52	17.3	33	0					
L. Thomas		3		31	10.3	17	0	H. Griffith		1		14	14.0	14	0					
S. Pritchett		3		23	7.7	12	0	T. Davis		1		7	7.0	7	0					
N. Jacquet		1		6	6.0	6	0													
K. Abdul-Jabbar		1		5	5.0	5	0													
TOTAL		26		243	9.3	23	0	TOTAL		14		182	13.0	33	1					
INTERCEPTIONS		NO		YDS	AVG	LG	TD	INTERCEPTIONS		NO		YDS	AVG	LG	TD					
								D. Johnson		1		48	48.0	48	0					
								B. Romanowski		1		0	0.0	0	0					
TOTAL		0		0	0.0	—	0	TOTAL		2		48	24.0	48	0					
PUNTING		NO	YDS	AVG	NET	TB	IN20	LG	PUNTING		NO	YDS	AVG	NET	TB	IN20	LG			
K. Wilmsmeyer		5	228	45.6	42.8	0	2	56	T. Rouen		2	97	48.5	33.0	1	0	49			
TOTAL		5	228	45.6	42.8	0	2	56	TOTAL		2	97	48.5	33.0	1	0	49			
PUNT RETURNS		NO	YDS	AVG	FC	LG	TD	PUNT RETURNS		NO	YDS	AVG	FC	LG	TD					
T. Buckley		1	11	11.0	0	11	0	D. Gordon		2	14	7.0	1	13	0					
(TOUCHBACK)		1	0	0.0	0	—	0	(DOWNED)		1	0	0.0	0	—	0					
								(OUT OF BOUNDS)		1	0	0.0	0	—	0					
RETURNS		1	11	11.0	0	11	0	RETURNS		2	14	7.0	1	13	0					
KICKOFF RETURNS		NO	YDS	AVG	FC	LG	TD	KICKOFF RETURNS		NO	YDS	AVG	FC	LG	TD					
J. Avery		5	121	24.2	0	35	0	V. Hebron		1	19	19.0	0	19	0					
(TOUCHBACK)		2	0	0.0	0	—	0	(TOUCHBACK)		1	0	0.0	0	—	0					
RETURNS		5	121	24.2	0	35	0	RETURNS		1	19	19.0	0	19	0					
Miami Dolphins		Own		Opp.		Out		Denver Broncos		Own		Opp.		Out						
FUMBLES	Fum	Lost	Rec.	Yds	TD	FF	Rec.	Yds	TD	Bnds	FUMBLES	Fum	Lost	Rec.	Yds	TD	Bnds			
O. Gadsden	1	1	0	0	0	0	0	0	0	0	D. Johnson	0	0	0	0	1	0	0		
											N. Smith	0	0	0	0	1	79	1	0	
TOTAL	1	1	0	0	0	0	0	0	0	0	TOTAL	0	0	0	0	1	1	79	1	0

FINAL TEAM STATISTICS													
DOLPHINS							BRONCOS						
TOTAL FIRST DOWNS	14						24						
By Rushing	1						13						
By Passing	11						10						
By Penalty	2						1						
THIRD DOWN EFFICIENCY	2-10-20%						5-11-45%						
FOURTH DOWN EFFICIENCY	1-2-50%						2-3-67%						
TOTAL NET YARDS	252						424						
Total Offensive Plays (inc. times thrown passing)	51						62						
Average gain per offensive play	4.9						6.8						
NET YARDS RUSHING	14						250						
Total Rushing Plays	13						38						
Average gain per rushing play	1.1						6.6						
NET YARDS PASSING	238						174						
Times thrown – yards lost attempting to pass	1-5						1-8						
Gross yards passing	243						182						
PASS ATTEMPTS-COMPLETIONS-HAD INTERCEPTED	37-26-2						23-14-0						
Average gain per pass play (inc. # thrown passing)	6.3						7.3						
KICKOFFS Number-In End Zone-Touchbacks	2-1-1						7-3-2						
PUNTS Number and Average	5-45.6						2-48.5						
Had Blocked	0						0						
FGs – PATs Had Blocked	0-0						0-0						
TOTAL RETURN YARDAGE (Not Including Kickoffs)	11						62						
No. and Yards Punt Returns	1-11						2-14						
No. and Yards Kickoff Returns	5-121						1-19						
No. and Yards Interception Returns	0-0						2-48						
PENALTIES Number and Yards	10-57						5-41						
FUMBLES Number and Lost	1-1						0-0						
TOUCHDOWNS	0						5						
Rushing	0						3						
Passing	0						1						
Fumbles	0						1						
EXTRA POINTS Made-Attempts	0-0						5-5						
Kicking Made-Attempts	0-0						5-5						
FIELD GOALS Made-Attempts	1-1						1-1						
SAFETIES	0						0						
FINAL SCORE	3						38						
TIME OF POSSESSION	27:36						32:24						

BRONCOS DEFENSIVE STATISTICS																	
(based on coaches' film review)																	
PLAYER	UT	A	TT	S-YDS	I-YDS	PD	FF	FR	PLAYER	UT	A	TT	S-YDS	I-YDS	PD	FF	FR
D. Johnson	7	2	9	0-0	1-48	1	1	0	T. Pryce	0	2	2	0-0	0-0	0	0	0
T. Braxton	6	1	7	0-0	0-0	0	0	0	M. Tanuvasa	1	0	1	0-0	0-0	0	0	0
B. Romanowski	3	3	6	0-0	1-0	1	0	0	M. Washington	1	0	1	1-5	0-0	0	0	0
S. Atwater	3	1	4	0-0	0-0	1	0	0	A. Williams	1	0	1	0-0	0-0	0	0	0
R. Crockett	2	2	4	0-0	0-0	1	0	0	H. Hasselbach	0	1	1	0-0	0-0	0	0	0
D. Gordon	2	2	4	0-0	0-0	1	0	0	K. Burns	0	0	0	0-0	0-0	0	0	0
T. James	2	0	2	0-0	0-0	0	0	0	G. Coghill	0	0	0	0-0	0-0	0	0	0
J. Mobley	2	0	2	0-0	0-0	1	0	0	S. Joyner	0	0	0	0-0	0-0	0	0	0
K. Traylor	2	0	2	0-0	0-0	0	0	0	N. Smith	0	0	0	0-0	0-0	0	0	1
G. Cadrez	1	1	2	0-0	0-0	1	0	0	TEAM TOTALS	33	15	48	1-5	2-48	7	1	1



Denver 31, Green Bay 24

Sunday, Jan. 25, 1998 • 3:24 p.m. PST • Qualcomm Stadium • San Diego

WEATHER: Clear and Sunny, 67°, Wind WSW 8 mph • ATTENDANCE: 68,912 • TIME: 3:25

Super Bowl XXXII



The Denver Broncos won their first Super Bowl and became the first AFC team in 14 years to claim the Vince Lombardi Trophy as they used a powerful running game and a solid defensive performance to dethrone the defending Super Bowl champion Green Bay Packers 31-24 in front of 68,912 fans at Qualcomm Stadium in San Diego.

Denver running back Terrell Davis was named the game's Most Valuable Player in recognition of his 157-yard rushing effort, which included a Super Bowl-record three rushing touchdowns (each from one yard out). His three total touchdowns and 18 points tied Super Bowl records and were made even more remarkable by the fact that he missed almost the entire second quarter when he was sidelined by the onset of a migraine headache.

Both offenses displayed their talents immediately as Super Bowl XXXII became the first ever in which each team scored a touchdown on its opening possession. The Packers struck first when Brett Favre connected with Antonio Freeman on a 22-yard scoring pass, and the Broncos answered by driving 58 yards in 10 plays the first time they touched the ball, scoring on a 1-yard Davis touchdown run with 5:39 left in the first quarter.

The Broncos turned two Packers turnovers into 10 more points to take a 17-7 lead in the second quarter. The first opportunity was created when strong safety Tyrone Braxton intercepted a Favre pass, and eight plays later, John Elway rushed around right end for a 1-yard touchdown. Free safety Steve Atwater sacked Favre on the next Green Bay possession, forcing a fumble that was recovered by defensive end Neil Smith. Four plays later, Jason Elam converted a 51-yard field goal, the second-longest in Super Bowl history.

Green Bay pulled within 17-14 with a touchdown just before halftime and tied the score early in the third quarter on a 27-yard Ryan Longwell field goal. Denver broke the tie late in the third quarter on a 1-yard Davis touchdown run. After a Denver interception, Green Bay would move 85 yards in just four plays to tie the game at 24 early in the fourth quarter.

After the Denver defense turned back the Packers on their next two possessions, the Broncos set up shop at the Packers' 49-yard line for their game-winning drive. Five plays later, Davis scored his third touchdown of the day from one yard out to give Denver a 31-24 lead that would hold up over the final 1:45 for the victory.

OFFICIALS:

Referee — Ed Hochuli (85); **Umpire** — Jim Quirk (5); **Head Linesman** — John Schleyer (21); **Line Judge** — Ben Montgomery (117); **Back Judge** — Paul Baetz (22); **Side Judge** — Doug Toole (4); **Field Judge** — Don Dorkowski (113).

DENVER BRONCOS

OFFENSE

WR 80 R. Smith
LT 65 G. Zimmerman
LG 69 M. Schlereth
C 66 T. Nalen
RG 75 B. Habib
RT 77 T. Jones
TE 84 S. Sharpe
WR 87 E. McCaffrey
QB 7 J. Elway
RB 30 T. Davis
FB 29 H. Griffith

DEFENSE

LE 90 N. Smith
LT 94 K. Traylor
RT 98 M. Tanuvasa
RE 91 A. Williams
WLB 51 J. Mobley
MLB 57 A. Aldridge
SLB 53 B. Romanowski
LCB 39 R. Crockett
RCB 23 D. Gordon
SS 34 T. Braxton
FS 27 S. Atwater

BRONCOS SUBSTITUTIONS: K 1 J. Elam, P 16 T. Rouen, CB 21 R. Hilliard, RB 22 V. Hebron, CB 25 D. Johnson, CB 26 T. McKyer, RB 31 D. Loville, S 32 T. Veland, S 33 D. Dodge, RB 37 A. Lynn, FB 42 D. Smith, LB 56 K. Burns, LB 59 G. Cadrez, G 63 D. Diaz-Infante, T 74 H. Swayne, WR 81 P. Jeffers, WR 85 W. Green, TE 89 D. Carswell, DT 93 T. Pryce, DE 96 H. Hasselbach, DT 97 M. Lodish. **DID NOT PLAY:** QB 6 B. Brister, TE 86 B. Chamberlain. **INACTIVE:** QB 8 J. Lewis, LB 50 J. Hesse, LB 58 S. Russ, C/G 62 D. Neil, T 70 J. Brown, DE 72 E. Jones, WR 88 S. Wilson, DT 99 D. Richie.

GREEN BAY PACKERS

OFFENSE

WR 86 A. Freeman
LT 78 R. Verba
LG 73 A. Taylor
C 52 F. Winters
RG 63 A. Timmerman
RT 72 E. Dotson
TE 89 M. Chmura
WR 87 R. Brooks
QB 4 B. Favre
RB 25 D. Levens
FB 30 W. Henderson

DEFENSE

LE 92 R. White
DT 71 S. Dotson
DT 93 G. Brown
RE 98 G. Wilkins
LLB 54 S. Joyner
MLB 55 B. Harris
LLB 51 B. Williams
LCB 37 T. Williams
RCB 33 D. Evans
SS 36 L. Butler
FS 41 E. Robinson

PACKERS SUBSTITUTIONS: K 8 R. Longwell, P 17 C. Hentrich, RB 24 A. Hayden, CB 26 M. Collins, CB 28 R. Mullen, FB 32 T. Jervy, S 39 M. Prior, CB 42 D. Sharper, RB 44 C. Darkins, LB 53 G. Koonce, LB 56 L. Hollinquest, LS 60 R. Davis, C 62 M. Rivera, T 64 B. Wilkerson, WR 80 D. Mayes, TE 81 T. Davis, TE 83 J. Thomason, WR 85 T. Mickens, DE/DT 90 D. Holland, DT 94 B. Kuberski, DE 95 K. McKenzie. **DID NOT PLAY:** QB 13 S. Bono, C/G 67 J. Dellenbach. **INACTIVE:** QB 18 D. Pederson, WR 12 R. Anderson, S 38 B. McElmurry, G 70 J. Andruzzi, T 77 J. Michaels, WR 84 B. Schroeder, DE 97 P. Frase, DT 99 J. Smith.

		1	2	3	4	OT	TOTAL	FIELD GOALS (made () & missed)
VISITOR	Green Bay Packers	7	7	3	7	—	24	R. Longwell (27)
HOME	Denver Broncos	7	10	7	7	—	31	J. Elam (51)
Team	Qtr	Clock Time	PLAY DESCRIPTION (Extra Point) (Drive Info)				SCORE	
							Visitor	Home
PACKERS	1	10:58	A. Freeman 22 yd. pass from B. Favre (R. Longwell, kick) (8-76, 4:02)				7	0
BRONCOS	1	5:39	T. Davis 1 yd. run (J. Elam, kick) (10-58, 5:19)				7	7
BRONCOS	2	14:55	J. Elway 1 yd. run (J. Elam, kick) (8-45, 4:54)				7	14
BRONCOS	2	12:21	J. Elam 51 yd. Field Goal (4-0, 1:02)				7	17
PACKERS	2	0:12	M. Chmura 6 yd. pass from B. Favre (R. Longwell, kick) (17-95, 7:26)				14	17
PACKERS	3	11:59	R. Longwell 27 yd. Field Goal (7-17, 2:42)				17	17
BRONCOS	3	0:34	T. Davis 1 yd. run (J. Elam, kick) (13-92, 7:12)				17	24
PACKERS	4	13:32	A. Freeman 13 yd. pass from B. Favre (R. Longwell, kick) (4-85, 1:39)				24	24
BRONCOS	4	1:45	T. Davis 1 yd. run (J. Elam, kick) (5-49, 1:42)				24	31

FINAL INDIVIDUAL STATISTICS																				
Green Bay Packers									Denver Broncos											
RUSHING		ATT	YDS	AVG	LG	TD	RUSHING		ATT	YDS	AVG	LG	TD							
D. Levens		19	90	4.7	16	0	T. Davis		30	157	5.2	27	3							
R. Brooks		1	5	5.0	5	0	J. Elway		5	17	3.4	10	1							
							V. Hebron		3	3	1.0	2	0							
							H. Griffith		1	2	2.0	2	0							
TOTAL		20	95	4.8	16	0	TOTAL		39	179	4.6	27	4							
PASSING		ATT	CMP	YDS	TKD/YD	TD	LG	IN	Rtg.	PASSING		ATT	CMP	YDS	TKD/YD	TD	LG	IN	Rtg.	
B. Favre		42	25	256	1/1	3	27	1	91.0	J. Elway		22	12	123	0/0	0	36	1	51.9	
TOTAL		42	25	256	1/1	3	27	1	91.0	TOTAL		22	12	123	0/0	0	36	1	51.9	
PASS RECEIVING				NO	YDS	AVG	LG	TD	PASS RECEIVING				NO	YDS	AVG	LG	TD			
A. Freeman				9	126	14.0	27	2	S. Sharpe				5	38	7.6	12	0			
D. Levens				6	56	9.3	22	0	E. McCaffrey				2	45	22.5	36	0			
M. Chmura				4	43	10.8	21	1	T. Davis				2	8	4.0	4	0			
R. Brooks				3	16	5.3	10	0	H. Griffith				1	23	23.0	23	0			
W. Henderson				2	9	4.5	7	0	V. Hebron				1	5	5.0	5	0			
T. Mickens				1	6	6.0	6	0	D. Carswell				1	4	4.0	4	0			
TOTAL				25	256	10.2	27	3	TOTAL				12	123	10.3	36	0			
INTERCEPTIONS		NO	YDS	AVG	LG	TD	INTERCEPTIONS		NO	YDS	AVG	LG	TD							
E. Robinson		1	17	17.0	17	0	T. Braxton		1	0	0.0	0	0							
TOTAL		1	17	17.0	17	0	TOTAL		1	0	0.0	0	0							
PUNTING	NO	YDS	AVG	NET	TB	IN20	LG	PUNTING	NO	YDS	AVG	NET	TB	IN20	LG					
C. Hentrich	4	142	35.5	35.5	0	2	51	T. Rouen	4	146	36.5	36.5	0	2	47					
TOTAL	4	142	35.5	35.5	0	2	51	TOTAL	4	146	36.5	36.5	0	2	47					
PUNT RETURNS	NO	YDS	AVG	FC	LG	TD	PUNT RETURNS	NO	YDS	AVG	FC	LG	TD							
R. Brooks	0	0	0.0	1	—	0	D. Gordon	0	0	0.9	2	—	0							
(DOWNED)	3	0	0.0	0	—	0	R. Smith	0	0	0.0	1	—	0							
RETURNS	0	0	0.0	1	—	0	(DOWNED)	1	0	0.0	0	—	0							
							RETURNS	0	0	0.0	3	—	0							
KICKOFF RETURNS	NO	YDS	AVG	FC	LG	TD	KICKOFF RETURNS	NO	YDS	AVG	FC	LG	TD							
A. Freeman	6	104	17.3	0	22	0	V. Hebron	4	79	19.8	0	32	0							
RETURNS	6	104	17.3	0	22	0	K. Burns	1	16	16.0	0	16	0							
							RETURNS	5	95	19.0	0	32	0							
Green Bay Packers		Own	Opp.		Out		Denver Broncos		Own	Opp.		Out								
FUMBLES	Fum	Lost	Rec.	Yds	TD	FF	Rec.	Yds	TD	Bnds	Fum	Lost	Rec.	Yds	TD	FF	Rec.	Yds	TD	Bnds
B. Favre	1	1	0	0	0	0	0	0	0	0	0	0	0	1	0	0	0	0	0	0
T. Williams	0	0	0	0	0	1	1	0	0	0	0	0	0	1	0	0	0	0	0	0
A. Freeman	1	1	0	0	0	0	0	0	0	0	0	0	0	0	0	0	0	0	0	0
T. McKyer	0	0	0	0	0	0	0	0	0	0	0	0	0	1	0	0	0	0	0	0
T. Veland	0	0	0	0	0	0	0	0	0	0	0	0	0	1	0	0	0	0	0	0
TOTAL	2	2	0	0	0	1	1	0	0	0	TOTAL	1	1	0	0	0	2	2	0	0

FINAL TEAM STATISTICS											
PACKERS						BRONCOS					
TOTAL FIRST DOWNS						21					
By Rushing						4					
By Passing						14					
By Penalty						3					
THIRD DOWN EFFICIENCY						5-14-36%					
FOURTH DOWN EFFICIENCY						0-1-0%					
TOTAL NET YARDS						350					
Total Offensive Plays (inc. times thrown passing)						63					
Average gain per offensive play						5.6					
NET YARDS RUSHING						95					
Total Rushing Plays						20					
Average gain per rushing play						4.8					
NET YARDS PASSING						255					
Times thrown – yards lost attempting to pass						1-1					
Gross yards passing						256					
PASS ATTEMPTS-COMPLETIONS-HAD INTERCEPTED						42-25-1					
Average gain per pass play (inc. # thrown passing)						5.9					
KICKOFFS Number-In End Zone-Touchbacks						5-0-0					
PUNTS Number and Average						4-35.5					
Had Blocked						0					
FGs – PATs Had Blocked						0-0					
TOTAL RETURN YARDAGE (Not Including Kickoffs)						17					
No. and Yards Punt Returns						0-0					
No. and Yards Kickoff Returns						6-104					
No. and Yards Interception Returns						1-17					
PENALTIES Number and Yards						9-59					
FUMBLES Number and Lost						2-2					
TOUCHDOWNS						3					
Rushing						0					
Passing						3					
EXTRA POINTS Made-Attempts						3-3					
Kicking Made-Attempts						3-3					
FIELD GOALS Made-Attempts						1-1					
SAFETIES						0					
FINAL SCORE						24					
TIME OF POSSESSION						27:35					

BRONCOS DEFENSIVE STATISTICS																	
(based on unofficial press box statistics)																	
PLAYER	UT	A	TT	S-YDS	I-YDS	PD	FF	FR	PLAYER	UT	A	TT	S-YDS	I-YDS	PD	FF	FR
T. Braxton	6	1	7	0-0	1-0	1	0	0	D. Johnson	1	0	1	0-0	0-0	0	0	0
S. Atwater	6	0	6	1-1	0-0	2	1	0	M. Tanuvasa	1	0	1	0-0	0-0	0	0	0
R. Crockett	6	0	6	0-0	0-0	1	0	0	N. Smith	0	0	0	0-0	0-0	0	0	1
J. Mobley	6	0	6	0-0	0-0	1	0	0	K. Burns	0	0	0	0-0	0-0	0	0	0
B. Romanowski	4	1	5	0-0	0-0	1	0	0	G. Cadrez	0	0	0	0-0	0-0	0	0	0
A. Aldridge	4	0	4	0-0	0-0	0	0	0	D. Dodge	0	0	0	0-0	0-0	0	0	0
D. Gordon	3	0	3	0-0	0-0	1	0	0	R. Hilliard	0	0	0	0-0	0-0	0	0	0
M. Lodish	2	0	2	0-0	0-0	0	0	0	T. McKyer	0	0	0	0-0	0-0	0	0	0
K. Traylor	2	0	2	0-0	0-0	0	0	0	T. Pryce	0	0	0	0-0	0-0	0	0	0
A. Williams	1	1	2	0-0	0-0	0	0	0	TEAM TOTALS	43	3	46	1-1	1-0	7	1	1
H. Hasselbach	1	0	1	0-0	0-0	0	0	0									



Denver 24, Pittsburgh 21

Sunday, Jan. 11, 1998 • 12:35 p.m. EST • Three Rivers Stadium • Pittsburgh

WEATHER: Sunny, 38°, Wind SW 3 mph • ATTENDANCE: 61,382 • TIME: 2:59

1997 AFC Championship Game

The Denver Broncos advanced to their fifth Super Bowl—and their first since 1989—with a 24-21 victory against the Pittsburgh Steelers in the AFC Championship Game in front of 61,382 fans at Three Rivers Stadium. The Broncos became just the fifth Wild Card team to reach to the Super Bowl since the Wild Card format was established in 1970.

Denver quarterback John Elway was intercepted by Levon Kirkland on the game's second play, but the Steelers failed to capitalize when Norm Johnson's 38-yard field goal attempt sailed wide to the left. Denver then got on the board when Davis, who rushed for 139 yards to become the club's all-time postseason rushing leader, capped a 6-play, 72-yard drive with an 8-yard scoring run on its second possession.

Pittsburgh evened the score on its next possession when quarterback Kordell Stewart rushed 33 yards around right end for a touchdown to punctuate a 6-play, 65-yard drive that covered 3:02. The Steelers then broke the tie early in the second quarter when Jerome Bettis powered his way into the end zone from one yard out to put the finishing touches on an 11-play, 68-yard drive that lasted 4:46 and put them ahead 14-7.

The Broncos scored the game's next 17 points and put the game away as the defense held up its end of the bargain down the stretch.

The scoring began with a 43-yard Jason Elam field goal with 8:20 remaining in the first half. After each team punted on its next possession, Denver got the ball back when Ray Crockett intercepted a Stewart bomb in the end zone, setting up a 14-point assault that sent Denver to the locker room ahead 24-14. Elway connected with Howard Griffith for a 15-yard touchdown with 1:47 remaining before finding Ed McCaffrey for a 1-yard touchdown with 13 seconds left in the half.

Denver rode that 24-14 lead into the fourth quarter before the Steelers scored the only points of the second half on a 14-yard Stewart-to-Charles Johnson touchdown pass with 2:46 remaining. But the Broncos succeeded in running out the clock on their final possession and established a new franchise record with their 15th win of the season.

Elway tied Roger Staubach for fourth place on the NFL's all-time list for postseason touchdown passes (24) with his two on the day, and the Broncos' three interceptions tied the franchise postseason record for most in a game. Three different Denver players also registered one sack in the win.

OFFICIALS:

Referee — Ron Blum (7); **Umpire** — Bob Boylston (101); **Head Linesman** — Mark Baltz (26); **Line Judge** — Ron Winter (82); **Back Judge** — Bill Lovett (98); **Side Judge** — Dave Wyant (16); **Field Judge** — Don Hakes (96).

DENVER BRONCOS

OFFENSE

WR 80 R. Smith
LT 65 G. Zimmerman
LG 69 M. Schlereth
C 66 T. Nalen
RG 75 B. Habib
RT 77 T. Jones
TE 84 S. Sharpe
WR 87 E. McCaffrey
QB 7 J. Elway
HB 30 T. Davis
FB 29 H. Griffith

DEFENSE

LE 90 N. Smith
LT 94 K. Traylor
RT 98 M. Tanuvasa
RE 91 A. Williams
WLB 51 J. Mobley
MLB 57 A. Aldridge
SLB 53 B. Romanowski
LCB 39 R. Crockett
RCB 23 D. Gordon
FS 27 S. Atwater
SS 34 T. Braxton

BRONCOS SUBSTITUTIONS: K 1 J. Elam, P 16 T. Rouen, CB 21 R. Hilliard, RB 22 V. Hebron, CB 25 D. Johnson, CB 26 T. McKyer, RB 31 D. Loville, S 32 T. Veland, S 33 D. Dodge, RB 37 A. Lynn, FB 42 D. Smith, LB 56 K. Burns, LB 59 G. Cadrez, G/C 63 D. Diaz-Infante, T 74 H. Swayne, WR 81 P. Jeffers, WR 85 W. Green, TE 86 B. Chamberlain, TE 89 D. Carswell, DT 93 T. Pryce, DE 96 H. Hasselbach, DT 97 M. Lodish. **DID NOT PLAY:** QB 6 B. Brister. **INACTIVE:** QB 8 J. Lewis, LB 50 J. Hesse, LB 58 S. Russ, G 62 D. Neil, T 70 J. Brown, DE 72 E. Jones, WR 88 S. Wilson, DT 99 D. Richie.

PITTSBURGH STEELERS

OFFENSE

WR 82 Y. Thigpen
LT 65 J. Jackson
LG 77 W. Wolford
C 63 D. Dawson
RG 68 B. Stai
RT 73 J. Strzelczyk
TE 87 M. Bruener
WR 81 C. Johnson
QB 10 K. Stewart
FB 34 T. Lester
RB 36 J. Bettis

DEFENSE


LE 74 N. Harrison
NT 93 J. Steed
RE 76 K. Henry
LOLB 92 J. Gildon
LILB 99 L. Kirkland
RILB 50 E. Holmes
ROLB 54 D. Jones
LCB 30 C. Scott
RCB 37 C. Lake
SS 40 M. Bell
FS 39 M. Perry

STEELERS SUBSTITUTIONS: P 4 J. Miller, K 9 N. Johnson, QB 18 M. Tomczak, WR 19 A. Coleman, CB 24 C. Oldham, RB 25 F. McAfee, CB 27 J.B. Brown, DB 29 R. Fuller, FB 38 J. Witman, DB 41 L. Flowers, TE 46 T. Sadowski, LB 51 C. Emmons, LB 53 S. Conley, LB 55 J. Olsavsky, OL 62 T. Myslinski, C 66 J. Sweeney, DE 71 O. Roye, TE 84 K. Botkin, WR 88 C. Hawkins, WR 89 W. Blackwell, DE 96 M. Vrabel, DL 98 O. Gibson. **DID NOT PLAY:** CB 21 D. Woolford. **INACTIVE:** QB 11 M. Quinn, WR 17 C. Marsh, RB 43 G. Jones, T 67 J. Stephens, OL 79 P. Wiggins, WR 83 C. Holliday, LB 95 G. Lloyd, DE 97 R. Manuel.

		1	2	3	4	OT	TOTAL	FIELD GOALS (made () & missed)
VISITOR	Denver Broncos	7	17	0	0	—	24	J. Elam (43)
HOME	Pittsburgh Steelers	7	7	0	7	—	21	N. Johnson 38WL
Team	Qtr	Clock Time	PLAY DESCRIPTION (Extra Point) (Drive Info)				SCORE	
							Visitor	Home
BRONCOS	1	9:18	T. Davis 8 yd. run (J. Elam, kick) (6-72, 3:15)				7	0
STEELERS	1	6:16	K. Stewart 33 yd. run (N. Johnson, kick) (6-65, 3:02)				7	7
STEELERS	2	12:42	J. Bettis 1 yd. run (N. Johnson, kick) (11-68, 4:46)				7	14
BRONCOS	2	8:20	J. Elam 43 yd. Field Goal (11-45, 4:22)				10	14
BRONCOS	2	1:47	H. Griffith 15 yd. pass from J. Elway (J. Elam, kick) (5-80, 2:53)				17	14
BRONCOS	2	0:13	E. McCaffrey 1 yd. pass from J. Elway (J. Elam, kick) (4-54, 0:30)				24	14
STEELERS	4	2:46	C. Johnson 14 yd. pass from K. Stewart (N. Johnson, kick) (10-79, 2:57)				24	21

FINAL INDIVIDUAL STATISTICS																			
Denver Broncos									Pittsburgh Steelers										
RUSHING		ATT	YDS	AVG	LG	TD	RUSHING		ATT	YDS	AVG	LG	TD						
T. Davis		26	139	5.3	43	1	J. Bettis		23	105	4.6	16	1						
J. Elway		2	9	4.5	10	0	K. Stewart		3	44	14.7	33	1						
V. Hebron		2	2	1.0	2	0	F. McAfee		1	12	12.0	12	0						
TOTAL		30	150	5.0	43	1	TOTAL		27	161	6.0	33	2						
PASSING		ATT	CMP	YDS	TKD/ YD	TD	LG	IN	Rtg.	PASSING		ATT	CMP	YDS	TKD/ YD	TD	LG	IN	Rtg.
J. Elway		31	18	210	2/15	2	20	1	86.8	K. Stewart		36	18	201	3/8	1	27	3	41.6
TOTAL		31	18	210	2/15	2	20	1	86.8	TOTAL		36	18	201	3/8	1	27	3	41.6
PASS RECEIVING		NO	YDS	AVG	LG	TD	PASS RECEIVING		NO	YDS	AVG	LG	TD						
R. Smith		6	87	14.5	20	0	Y. Thigpen		6	92	15.3	27	0						
E. McCaffrey		5	37	7.4	11	1	C. Hawkins		4	30	7.5	9	0						
S. Sharpe		3	49	16.3	18	0	C. Johnson		3	34	11.3	14	1						
H. Griffith		2	26	13.0	15	1	W. Blackwell		2	19	9.5	16	0						
V. Hebron		1	9	9.0	9	0	M. Bruener		1	16	16.0	16	0						
T. Davis		1	2	2.0	2	0	T. Lester		1	7	7.0	7	0						
							J. Bettis		1	3	3.0	3	0						
TOTAL		18	210	11.7	20	2	TOTAL		18	201	11.2	27	1						
INTERCEPTIONS		NO	YDS	AVG	LG	TD	INTERCEPTIONS		NO	YDS	AVG	LG	TD						
T. Braxton		1	6	6.0	6	0	L. Kirkland		1	0	0.0	0	0						
A. Aldridge		1	0	0.0	0	0													
R. Crockett		1	0	0.0	0	0													
TOTAL		3	6	2.0	6	0	TOTAL		1	0	0.0	0	0						
PUNTING		NO	YDS	AVG	NET	TB	IN20	LG	PUNTING		NO	YDS	AVG	NET	TB	IN20	LG		
T. Rouen		5	157	31.4	27.6	0	1	48	J. Miller		4	168	42.0	37.3	0	0	51		
TOTAL		5	157	31.4	27.6	0	1	48	TOTAL		4	168	42.0	37.3	0	0	51		
PUNT RETURNS		NO	YDS	AVG	FC	LG	TD	PUNT RETURNS		NO	YDS	AVG	FC	LG	TD				
D. Gordon		2	19	9.5	0	19	0	W. Blackwell		1	19	19.0	0	19	0				
(DOWNED)		2	0	0.0	0	—	0	C. Hawkins		0	0	0.0	1	—	0				
								(DOWNED)		2	0	0.0	0	—	0				
								(OUT OF BOUNDS)		1	0	0.0	0	—	0				
RETURNS		2	19	9.5	0	19	0	RETURNS		1	19	19.0	1	19	0				
KICKOFF RETURNS		NO	YDS	AVG	FC	LG	TD	KICKOFF RETURNS		NO	YDS	AVG	FC	LG	TD				
V. Hebron		4	69	17.3	0	25	0	W. Blackwell		3	52	17.3	0	24	0				
								J. Witman		1	10	10.0	0	10	0				
								(TOUCHBACK)		1	0	0.0	0	—	0				
RETURNS		4	69	17.3	0	25	0	RETURNS		4	62	15.5	0	24	0				
Denver Broncos		Own			Opp.			Out		Pittsburgh Steelers		Own			Opp.			Out	
FUMBLES	Fum	Lost	Rec.	Yds	TD	FF	Rec.	Yds	TD	Bnds	FUMBLES	Fum	Lost	Rec.	Yds	TD	Bnds		
T. Davis	1	1	0	0	0	0	0	0	0	0	D. Perry	0	0	0	0	0	0		
D. Gordon	1	0	0	0	0	0	0	0	0	0	K. Stewart	1	1	0	0	0	0		
R. Crockett	0	0	1	1	0	0	0	0	0	0									
N. Smith	0	0	0	0	0	1	0	0	0	0									
M. Lodish	0	0	0	0	0	0	1	0	0	0									
TOTAL	2	1	1	1	0	1	1	0	0	0	TOTAL	1	1	0	0	0	0		

FINAL TEAM STATISTICS																
BRONCOS										STEELERS						
TOTAL FIRST DOWNS										23						
By Rushing										6						
By Passing										15						
By Penalty										2						
THIRD DOWN EFFICIENCY										8-14-57%						
FOURTH DOWN EFFICIENCY										0-0-0%						
TOTAL NET YARDS										345						
Total Offensive Plays (inc. times thrown passing)										63						
Average gain per offensive play										5.5						
NET YARDS RUSHING										150						
Total Rushing Plays										30						
Average gain per rushing play										5.0						
NET YARDS PASSING										195						
Times thrown – yards lost attempting to pass										2-15						
Gross yards passing										210						
PASS ATTEMPTS-COMPLETIONS-HAD INTERCEPTED										31-18-1						
Average gain per pass play (inc. # thrown passing)										5.9						
KICKOFFS Number-In End Zone-Touchbacks										5-1-1						
										4-0-0						
										PUNTS Number and Average						
										5-31.4						
										Had Blocked						
										0						
										FGs – PATs Had Blocked						
										0-0						
										TOTAL RETURN YARDAGE (Not Including Kickoffs)						
										25						
										No. and Yards Punt Returns						
										2-19						
										No. and Yards Kickoff Returns						
										4-69						
										No. and Yards Interception Returns						
										3-6						



Denver 14, Kansas City 10

Sunday, Jan. 4, 1998 • 3 p.m. CST • Arrowhead Stadium • Kansas City, Mo.

WEATHER: Overcast, 32° (wind chill 26°), Wind NW 6 mph • ATTENDANCE: 76,965 • TIME: 2:59

1997 AFC Divisional Playoff Game

The Denver Broncos posted their first road playoff win in 11 years—and only the second in franchise history—with a 14-10 victory against Kansas City in front of 76,965 fans at Arrowhead Stadium. Denver advanced to its first AFC Championship Game since 1991 on the strength of two Terrell Davis touchdowns, which tied the franchise postseason record for the second week in a row, and a defensive effort that limited the Chiefs to just 10 points that tied for the fewest allowed in club playoff history.

Davis broke a scoreless tie late in the second quarter, plowing into the end zone from one yard out to give Denver a 7-0 lead with 1:56 remaining in the half to cap an 8-play, 65-yard drive that covered 4:51 on the clock. Key to the drive was a 17-yard John Elway completion to Rod Smith on third-and-7 that gave the Broncos a first down at the Kansas City 4-yard line.

The Chiefs, limited to 58 yards of total offense in the first half, came out strong in the third quarter, moving the ball to the Denver 6-yard line before settling for a 20-yard Pete Stoyanovich field goal. Kansas City struck again late in the quarter when Elvis Grbac found tight end Tony Gonzalez in the back of the end zone for a 12-yard score, marking the Chiefs' only touchdown.

Denver, however, answered on its ensuing possession by driving 49 yards in six plays for what proved to be the game-winning touchdown. The key play of the drive was a 43-yard Elway-to-Ed McCaffrey completion on third-and-5 from the Chiefs' 44-yard line that gave Denver a first down at the Kansas City 1-yard line.

After two unsuccessful attempts from close range, Davis muscled his way through the middle of the Chiefs' line for his second touchdown of the day and the fifth of his career in the postseason to establish a franchise record.

Kansas City had possession three more times in the game but was turned back each occasion by the Broncos' defense after reaching Denver's 31 (punt), their own 36 (punt) and the Broncos' 20-yard line with 0:19 left (downs). The final play was a pass to the end zone on fourth-and-2 that was knocked down by Darrien Gordon, ending the Chiefs' hopes and propelling Denver to the AFC title game.

Elway, with 170 passing yards, moved into second place in NFL postseason history in that category. He surpassed both Terry Bradshaw (3,833) and Jim Kelly (3,863) to finish the day at 3,940 career passing yards in the playoffs.

OFFICIALS:

Referee — Jerry Markbreit (9); **Umpire** — Bob Wagner (100); **Head Linesman** — Terry Gierke (72); **Line Judge** — Walt Anderson (66); **Back Judge** — Al Jury (106); **Side Judge** — Mike Pereira (77); **Field Judge** — Bill Schmitz (122).

DENVER BRONCOS

OFFENSE

WR 80 R. Smith
LT 65 G. Zimmerman
LG 69 M. Schlereth
C 66 T. Nalen
RG 75 B. Habib
RT 77 T. Jones
TE 84 S. Sharpe
WR 87 E. McCaffrey
QB 7 J. Elway
HB 30 T. Davis
FB 29 H. Griffith

DEFENSE

LE 90 N. Smith
LT 94 K. Traylor
RT 98 M. Tanuvasa
RE 91 A. Williams
WLB 51 J. Mobley
MLB 57 A. Aldridge
SLB 53 B. Romanowski
LCB 39 R. Crockett
RCB 23 D. Gordon
FS 27 S. Atwater
SS 34 T. Braxton

BRONCOS SUBSTITUTIONS: K 1 J. Elam, P 16 T. Rouen, CB 21 R. Hilliard, RB 22 V. Hebron, CB 25 D. Johnson, CB 26 T. McKyer, RB 31 D. Loville, S 32 T. Veland, S 33 D. Dodge, RB 37 A. Lynn, FB 42 D. Smith, LB 56 K. Burns, LB 59 G. Cadrez, G/C 63 D. Diaz-Infante, T 74 H. Swayne, WR 81 P. Jeffers, WR 85 W. Green, TE 86 B. Chamberlain, TE 89 D. Carswell, DT 93 T. Pryce, DE 96 H. Hasselbach, DT 97 M. Lodish. **DID NOT PLAY:** QB 6 B. Brister. **INACTIVE:** QB 8 J. Lewis, LB 50 J. Hesse, LB 58 S. Russ, G 62 D. Neil, T 70 J. Brown, DE 72 E. Jones, WR 88 S. Wilson, DT 99 D. Richie.

KANSAS CITY CHIEFS

OFFENSE

SE 89 A. Rison
LT 69 J. Criswell
LG 79 D. Szott
C 61 T. Grunhard
RG 68 W. Shields
RT 62 G. Parker
TE 48 T. Popson
FL 80 L. Dawson
QB 11 E. Grbac
FB 38 K. Anders
HB 27 G. Hill

DEFENSE

LT 99 V. Booker
RT 75 J. Phillips
RE 92 D. Williams
LLB 58 D. Thomas
ILB 53 W. Simmons
MLB 59 D. Edwards
RLB 50 A. Davis
LCB 34 D. Carter
RCB 40 J. Hasty
SS 25 R. Tongue
FS 21 J. Woods

CHIEFS SUBSTITUTIONS: P 5 L. Aguiar, K 10 P. Stoyanovich, CB 29 M. McMillian, FB 30 D. Bennett, RB 32 M. Allen, CB 45 B. Brooks, S 47 T. Scott, FB 49 T. Richardson, LB 51 G. Manuskus, LB 54 T. Simien, G 64 R. Tamm, DT 71 T. Barndt, T 74 S. Wallace, DE 77 P. McDaniels, TE 82 D. Walker, WR 83 D. Hughes, WR 84 J. Horn, WR 87 T. Vanover, TE 88 T. Gonzalez, LB 90 T. Wooden, DE 93 J. Browning. **DID NOT PLAY:** QB 12 R. Gannon, DT 95 M. Dean Perry. **INACTIVE:** QB 8 B. Tolliver, QB 17 P. Barnes, CB 44 D. Anderson, C 65 J. Smith, T 70 M. Spears, T 72 N. Parks, WR 81 K. Lockett, DT 91 T. Parten.

		1	2	3	4	OT	TOTAL	FIELD GOALS (made () & missed)	
VISITOR HOME	Denver Broncos	0	7	0	7	—	14		
	Kansas City Chiefs	0	0	10	0	—	10	P. Stoyanovich 44WL (20)	
Team	Qtr	Clock Time	PLAY DESCRIPTION (Extra Point) (Drive Info)				SCORE		
							Visitor	Home	
BRONCOS	2	1:56	T. Davis 1 yd. run (J. Elam, kick) (8-65, 4:51)				7	0	
CHIEFS	3	9:42	P. Stoyanovich 20 yd. Field Goal (11-67, 5:18)				7	3	
CHIEFS	3	0:10	T. Gonzalez 12 yd. pass from E. Grbac (P. Stoyanovich, kick) (4-65, 1:35)				7	10	
BRONCOS	4	12:32	T. Davis 1 yd. run (J. Elam, kick) (6-49, 2:38)				14	10	

FINAL INDIVIDUAL STATISTICS

Denver Broncos										Kansas City Chiefs									
RUSHING		ATT	YDS	AVG	LG	TD	RUSHING		ATT	YDS	AVG	LG	TD						
T. Davis		25	101	4.0	41	2	M. Allen		12	37	3.1	14	0						
H. Griffith		4	9	2.3	4	0	E. Grbac		4	22	5.5	11	0						
D. Loville		2	0	0.0	3	0	K. Anders		3	9	3.0	6	0						
J. Elway		1	-1	-1.0	-1	0	D. Bennett		3	4	1.3	8	0						
							L. Aguiar		1	3	3.0	3	0						
							G. Hill		1	2	2.0	2	0						
TOTAL		32	109	3.4	41	2	TOTAL		24	77	3.2	14	0						
PASSING		ATT	CMP	YDS	TKD/ YD	TD	LG	IN	Rtg.	PASSING		ATT	CMP	YDS	TKD/ YD	TD	LG	IN	Rtg.
J. Elway		19	10	170	1/7	0	43	0	83.2	E. Grbac		37	24	260	4/34	1	50	0	94.4
TOTAL		19	10	170	1/7	0	43	0	83.2	TOTAL		37	24	260	4/34	1	50	0	94.4
PASS RECEIVING		NO		YDS	AVG	LG	TD	PASS RECEIVING		NO		YDS	AVG	LG	TD				
E. McCaffrey		3		56	18.7	43	0	A. Rison		8		110	13.8	34	0				
S. Sharpe		2		33	16.4	22	0	T. Popson		5		26	5.2	13	0				
R. Smith		2		19	9.5	17	0	T. Gonzalez		3		26	8.7	12	1				
D. Carswell		1		26	26.0	26	0	L. Dawson		2		20	10.0	12	0				
W. Green		1		19	19.0	19	0	K. Anders		2		4	2.0	3	0				
T. Davis		1		17	17.0	17	0	J. Horn		1		50	50.0	50	0				
								D. Hughes		1		13	13.0	13	0				
								M. Allen		1		8	8.0	8	0				
								T. Vanover		1		3	3.0	3	0				
TOTAL		10		170	17.0	43	0	TOTAL		24		260	10.8	50	1				
INTERCEPTIONS		NO		YDS	AVG	LG	TD	INTERCEPTIONS		NO		YDS	AVG	LG	TD				
TOTAL		0		0	0.0	—	0	TOTAL		0		0	0.0	—	0				
PUNTING		NO	YDS	AVG	NET	TB	IN20	LG	PUNTING		NO	YDS	AVG	NET	TB	IN20	LG		
T. Rouen		6	217	36.2	31.2	1	2	51	L. Aguiar		5	232	46.4	39.2	0	2	62		
TOTAL		6	217	36.2	31.2	1	2	51	TOTAL		5	232	46.4	39.2	0	2	62		
PUNT RETURNS		NO	YDS	AVG	FC	LG	TD	PUNT RETURNS		NO	YDS	AVG	FC	LG	TD				
D. Gordon		1	36	36.0	1	36	0	T. Vanover		1	10	10.0	1	10	0				
(DOWNED)		3	0	0.0	0	—	0	(DOWNED)		3	0	0.0	0	—	0				
								(TOUCHBACK)		1	0	0.0	0	—	0				
RETURNS		1	36	36.0	1	36	0	RETURNS		1	10	10.0	1	10	0				
KICKOFF RETURNS		NO	YDS	AVG	FC	LG	TD	KICKOFF RETURNS		NO	YDS	AVG	FC	LG	TD				
V. Hebron		2	51	25.5	0	28	0	T. Vanover		3	69	23.0	0	25	0				
D. Loville		1	20	20.0	0	20	0												
RETURNS		3	71	23.7	0	28	0	RETURNS		3	69	23.0	0	25	0				
Denver Broncos										Kansas City Chiefs									
FUMBLES		Fum	Lost	Rec.	Yds	TD	FF	Opp. Rec.	Yds	TD	Out Bnds	FUMBLES		Fum	Lost	Rec.	Yds	TD	Out Bnds
T. Davis		2	0	2	0	0	0	0	0	0	0	D. Williams		0	0	0	0	0	0
A. Lynn		0	0	0	0	0	1	0	0	0	0	T. Vanover		1	0	1	0	0	0
J. Elway		1	1	0	0	0	0	0	0	0	0	J. Woods		0	0	0	0	0	0
N. Smith		0	0	0	0	0	1	0	0	0	0	A. Davis		0	0	0	0	0	0
D. Loville		1	1	0	0	0	0	0	0	0	0	E. Grbac		1	0	0	0	0	0
												G. Parker		0	0	1	0	0	0
												J. Browning		0	0	0	0	0	0
												R. Tongue		0	0	0	0	0	0
TOTAL		4	2	2	0	0	2	0	0	0	0	TOTAL		2	0	2	0	0	0

FINAL TEAM STATISTICS

	BRONCOS	CHIEFS		BRONCOS	CHIEFS
TOTAL FIRST DOWNS	16	18	PUNTS Number and Average	6-36.2	5-46.4
By Rushing	6	4	Had Blocked	0	0
By Passing	7	10	FGs – PATs Had Blocked	0-0	0-0
By Penalty	3	4	TOTAL RETURN YARDAGE (Not Including Kickoffs)	36	10
THIRD DOWN EFFICIENCY	5-11-45%	5-15-33%	No. and Yards Punt Returns	1-36	1-10
FOURTH DOWN EFFICIENCY	0-0-0%	1-3-33%	No. and Yards Kickoff Returns	3-71	3-69
TOTAL NET YARDS	272	303	No. and Yards Interception Returns	0-0	0-0
Total Offensive Plays (inc. times thrown passing)	52	65	PENALTIES Number and Yards	8-64	7-65
Average gain per offensive play	5.2	4.7	FUMBLES Number and Lost	4-2	2-0
NET YARDS RUSHING	109	77	TOUCHDOWNS	2	1
Total Rushing Plays	32	24	Rushing	2	0
Average gain per rushing play	3.4	3.2	Passing	0	1
NET YARDS PASSING	163	226	EXTRA POINTS Made-Attempts	2-2	1-1
Times thrown – yards lost attempting to pass	1-7	4-34	Kicking Made-Attempts	2-2	1-1
Gross yards passing	170	260	FIELD GOALS Made-Attempts	0-0	1-2
PASS ATTEMPTS-COMPLETIONS-HAD INTERCEPTED	19-10-0	37-24-0	SAFETIES	0	0
Average gain per pass play (inc. # thrown passing)	8.2	5.5	FINAL SCORE	14	10
KICKOFFS Number-In End Zone-Touchbacks	3-0-0	3-1-0	TIME OF POSSESSION	28:54	31:06

BRONCOS DEFENSIVE STATISTICS

(based on unofficial press box statistics)

PLAYER	UT	A	TT	S-YDS	I-YDS	PD	FF	FR	PLAYER	UT	A	TT	S-YDS	I-YDS	PD	FF	FR
J. Mobley	7	0	7	0-0	0-0	0	0	0	M. Tanuvasa	2	0	2	0-0	0-0	0	0	0
T. Braxton	5	1	6	0-0	0-0	0	0	0	A. Williams	2	0	2	2-14	0-0	0	0	0
D. Gordon	5	0	5	0-0	0-0	2	0	0	D. Johnson	1	0	1	0-0	0-0	0	0	0
B. Romanowski	5	0	5	0-0	0-0	0	0	0	M. Lodish	1	0	1	0-0	0-0	0	0	0
A. Aldridge	4	1	5	0-0	0-0	0	0	0	K. Burns	0	0	0	0-0	0-0	0	0	0
R. Crockett	4	0	4	0-0	0-0	0	0	0	G. Cadrez	0	0	0	0-0	0-0	0	0	0
N. Smith	4	0	4	2-20	0-0	0	0	1	T. McKyer	0	0	0	0-0	0-0	0	0	0
K. Traylor	3	0	3	0-0	0-0	0	0	0	T. Pryce	0	0	0	0-0	0-0	0	0	0
S. Atwater	2	1	3	0-0	0-0	0	0	0	T. Veland	0	0	0	0-0	0-0	0	0	0
H. Hasselbach	2	0	2	0-0	0-0	0	0	0	TEAM TOTALS	47	3	50	4-34	0-0	2	0	1



Denver 42, Jacksonville 17

Saturday, Dec. 27, 1997 • 2:05 p.m. MST • Mile High Stadium • Denver

Weather: Partly Cloudy, 44° (wind chill 19°), Wind N 30 mph • Attendance: 74,481 • Time: 3:02

1997 AFC Wild Card Playoff Game

The Denver Broncos advanced to the AFC Divisional Playoff Round by literally running the Jacksonville Jaguars out of town as they piled up a club postseason-record 310 rushing yards en route to a 42-17 victory in front of 74,481 fans at Mile High Stadium. Denver set numerous team postseason records during the contest, including new standards for rushing attempts (49), total yards (511), points in a quarter (21; 4th qtr.), total points (42), first downs (28), rushing first downs (18) and third-down efficiency (75%), while the 237 yards allowed by the defense was the second-lowest total in Denver's 21-game playoff history.

The Broncos scored touchdowns on each of their first three possessions, racking up a 21-0 lead on 32 offensive plays during which time the Jaguars ran only six plays. Terrell Davis capped Denver's opening drive with a 2-yard touchdown run, and Rod Smith punctuated the next drive when he reeled in a 43-yard touchdown pass from John Elway. The lead was increased to 21-0 when Davis—who set franchise postseason records for rushing attempts (31), rushing yards (184) and longest run from scrimmage (59) before leaving in the third quarter with bruised ribs—tied the franchise records for rushing touchdowns and total touchdowns in a postseason game with his second of the day.

The Jaguars answered by scoring the game's next 17 points. Jacksonville scored on a 1-yard Natrone Means touchdown run in the second quarter, a 38-yard Mike Hollis field goal early in the third quarter and a blocked punt by safety Travis Davis, who returned it 29 yards for a touchdown to pull the Jaguars to within 21-17 with 9:16 left in the third quarter.

But the Broncos dominated from there as Derek Loville took over for the injured Davis and slashed his way to 103 yards (second most by a Bronco in the postseason) on 11 attempts and scored two fourth-quarter touchdowns on runs of 25 and eight yards to tie the club touchdown record already achieved in the game by Davis. Vaughn Hebron then got into the act, scoring Denver's fifth rushing touchdown of the day on a 6-yard run with 1:11 remaining to push the lead to its final margin of 42-17. With Davis' 184 rushing yards and Loville's 103, Denver became just the third team in NFL postseason history to boast two 100-yard rushers in the same game. Additionally, Denver's 40:59 possession time and its 310 rushing yards both were the fifth-highest totals recorded in an NFL playoff game.

OFFICIALS:

Referee — Bernie Kukar (86); **Umpire** — Jeff Rice (44); **Head Linesman** — John Schleyer (21); **Line Judge** — Tom Barnes (55); **Back Judge** — Tom Sifferman (118); **Side Judge** — Doug Toole (4); **Field Judge** — Bill Leavy (127).

DENVER BRONCOS

OFFENSE

WR	80	R. Smith
LT	65	G. Zimmerman
LG	69	M. Schlereth
C	66	T. Nalen
RG	75	B. Habib
RT	77	T. Jones
TE	84	S. Sharpe
WR	87	E. McCaffrey
QB	7	J. Elway
RB	30	T. Davis
FB	29	H. Griffith

DEFENSE

LE	90	N. Smith
LT	94	K. Traylor
RT	98	M. Tanuvasa
RE	91	A. Williams
WLB	51	J. Mobley
MLB	57	A. Aldridge
SLB	53	B. Romanowski
LCB	39	R. Crockett
RCB	23	D. Gordon
FS	27	S. Atwater
SS	34	T. Braxton

BRONCOS SUBSTITUTIONS: K 1 J. Elam, QB 6 B. Brister, P 16 T. Rouen, CB 21 R. Hilliard, RB 22 V. Hebron, CB 25 D. Johnson, CB 26 T. McKyer, RB 31 D. Loville, S 32 T. Veland, S 33 D. Dodge, RB 37 A. Lynn, FB 42 D. Smith, LB 56 K. Burns, LB 59 G. Cadrez, G 63 D. Diaz-Infante, T 74 H. Swayne, WR 81 P. Jeffers, WR 85 W. Green, TE 86 B. Chamberlain, TE 89 D. Carswell, DT 93 T. Pryce, DE 96 H. Hasselbach, DT 97 M. Lodish. **INACTIVE:** QB 8 J. Lewis, LB 50 J. Hesse, LB 58 S. Russ, C/G 62 D. Neil, T 70 J. Brown, DE 72 E. Jones, WR 88 S. Wilson, DT 99 D. Richie.

JACKSONVILLE JAGUARS

OFFENSE

WR	82	J. Smith
LT	71	T. Boselli
LG	62	B. Coleman
C	79	D. Widell
RG	76	R. Tylski
RT	72	L. Searcy
TE	83	P. Mitchell
WR	87	K. McCardell
QB	8	M. Brunell
RB	20	N. Means
TE	88	D. Jones

DEFENSE


LE	56	J. Lageman
LT	97	R. Wynn
RT	93	E. Tualo
RE	96	C. Simmons
SLB	51	K. Hardy
MLB	58	B. Schwartz
WLB	50	E. Robinson
LCB	41	D. Thomas
RCB	27	D. Figures
SS	45	T. Davis
FS	37	C. Hudson

JAGUARS SUBSTITUTIONS: K 1 M. Hollis, P 4 B. Barker, CB 21 A. Beasley, RB 23 R. Jordan, CB 26 K. Devine, S 28 D. Hall, DB 32 M. Logan, RB 33 J. Stewart, FB 49 T. Hallock, LB 52 B. Boyer, LB 54 J. Hamilton, LB 57 J. Kopp, G/T 67 J. Novak, WR 80 W. Jackson, WR 81 W. Moore, WR 84 R. Barlow, TE 85 R. Griffith, DE 90 T. Brackens, DT 91 S. Payne, DT 95 J. White, DE 99 J. Smeenge. **DID NOT PLAY:** QB 11 R. Johnson, G/T 78 T. Fordham. **INACTIVE:** QB 16 S. Matthews, CB 25 C. Anderson, S 29 R. Parker, FB 31 D. Shelton, G 68 M. Nori, G 73 B. DeMarco, TE 86 D. Brown, DE 98 J. Threats.

		1	2	3	4	OT	TOTAL	FIELD GOALS (made () & missed)	
VISITOR	Jacksonville Jaguars	0	7	10	0	—	17	M. Hollis (38)	
HOME	Denver Broncos	14	7	0	21	—	42		
Team	Qtr	Clock Time	PLAY DESCRIPTION (Extra Point) (Drive Info)					SCORE	
BRONCOS	1	7:39	T. Davis 2 yd. run (J. Elam, kick) (15-73, 7:21)					0	7
BRONCOS	1	2:37	R. Smith 43 yd. pass from J. Elway (J. Elam, kick) (6-60, 4:07)					0	14
BRONCOS	2	10:46	T. Davis 5 yd. run (J. Elam, kick) (11-92, 5:16)					0	21
JAGUARS	2	5:09	N. Means 1 yd. run (M. Hollis, kick) (9-79, 5:37)					7	21
JAGUARS	3	13:33	M. Hollis 38 yd. Field Goal (4-7, 1:27)					10	21
JAGUARS	3	9:16	T. Davis 29 yd. blocked punt return (M. Hollis, kick)					17	21
BRONCOS	4	13:21	D. Loville 25 yd. run (J. Elam, kick) (2-48, 0:37)					17	28
BRONCOS	4	3:43	D. Loville 8 yd. run (J. Elam, kick) (10-80, 5:28)					17	35
BRONCOS	4	1:11	V. Hebron 6 yd. run (J. Elam, kick) (2-9, 0:49)					17	42

FINAL INDIVIDUAL STATISTICS																		
Jacksonville Jaguars									Denver Broncos									
RUSHING	ATT	YDS	AVG	LG	TD				RUSHING	ATT	YDS	AVG	LG	TD				
N. Means	10	40	4.0	14	1				T. Davis	31	184	5.9	59	2				
J. Stewart	1	6	6.0	6	0				D. Loville	11	103	9.4	44	2				
M. Brunell	3	4	1.3	5	0				V. Hebron	6	23	3.8	6	1				
									J. Elway	1	0	0.0	0	0				
TOTAL	14	50	3.6	14	1				TOTAL	49	310	6.3	59	5				
PASSING	ATT	CMP	YDS	TKD/ YD	TD	LG	IN	Rtg.	PASSING	ATT	CMP	YDS	TKD/ YD	TD	LG	IN	Rtg.	
M. Brunell	32	18	203	3/16	0	37	1	62.4	J. Elway	24	16	223	3/22	1	43	0	110.2	
TOTAL	32	18	203	3/16	0	37	1	62.4	TOTAL	24	16	223	3/22	1	43	0	110.2	
PASS RECEIVING			NO	YDS	AVG	LG	TD				PASS RECEIVING			NO	YDS	AVG	LG	TD
K. McCardell			6	55	9.2	20	0				T. Davis			4	11	2.8	6	0
J. Smith			6	55	9.2	16	0				R. Smith			3	99	33.0	43	1
J. Stewart			3	46	15.3	26	0				E. McCaffrey			2	33	16.5	25	0
D. Jones			1	37	37.0	37	0				W. Green			2	32	16.0	22	0
P. Mitchell			1	7	7.0	7	0				S. Sharpe			2	29	14.5	23	0
N. Means			1	3	3.0	3	0				H. Griffith			2	9	4.5	8	0
											D. Loville			1	10	10.0	10	0
TOTAL			18	203	12.7	37	0				TOTAL			16	223	13.9	43	1
INTERCEPTIONS			NO	YDS	AVG	LG	TD				INTERCEPTIONS			NO	YDS	AVG	LG	TD
											D. Gordon			1	0	0.0	0	0
TOTAL			0	0	0.0	—	0				TOTAL			1	0	0.0	0	0
PUNTING	NO	YDS	AVG	NET	TB	IN20	LG				PUNTING	NO	YDS	AVG	NET	TB	IN20	LG
B. Barker	4	118	29.5	26.0	0	1	35				T. Rouen	2	99	49.5	47.0	0	1	53
											(BLOCKED)	1	0	0.0	0.0	0	0	0
TOTAL	4	118	29.5	26.0	0	1	35				TOTAL	3	99	33.0	31.3	0	1	53
PUNT RETURNS	NO	YDS	AVG	FC	LG	TD				PUNT RETURNS	NO	YDS	AVG	FC	LG	TD		
R. Barlow	1	5	5.0	0	5	0				D. Gordon	1	14	14.0	0	14	0		
(DOWNED)	1	0	0.0	0	—	0				(DOWNED)	1	0	0.0	0	—	0		
										(OUT OF BOUNDS)	2	0	0.0	0	—	0		
RETURNS	1	5	5.0	0	5	0				RETURNS	1	14	14.0	0	14	0		
KICKOFF RETURNS	NO	YDS	AVG	FC	LG	TD				KICKOFF RETURNS	NO	YDS	AVG	FC	LG	TD		
R. Barlow	3	118	39.3	0	58	0				V. Hebron	3	87	29.0	0	51	0		
M. Logan	3	44	14.7	0	18	0				(TOUCHBACK)	1	0	0.0	0	—	0		
T. Hallock	1	6	6.0	0	6	0												
D. Jones	0	-2	-2.0	0	-2	0												
RETURNS	7	166	23.7	0	58	0				RETURNS	3	87	29.0	0	51	0		
Jacksonville Jaguars	Own	Opp.	Out			Denver Broncos	Own	Opp.	Out									
FUMBLES	Fum	Lost	Rec.	Yds	TD	FF	Rec.	Yds	TD	Bnds	Fumbles	Fum	Lost	Rec.	Yds	TD	Bnds	
C. Simmons	0	0	0	0	0	1	0	0	0	0	J. Elway	3	2	1	-10	0	0	
C. Hudson	0	0	0	0	0	1	0	0	0	0	A. Aldridge	0	0	0	0	0	0	
R. Wynn	0	0	0	0	0	0	1	0	0	0								
M. Brunell	1	1	0	0	0	0	0	0	0	0								
D. Thomas	0	0	0	0	0	0	1	0	0	0								
TOTAL	1	1	0	0	0	2	2	0	0	0	TOTAL	3	2	1	-10	0	0	

FINAL TEAM STATISTICS									
	JAGUARS		BRONCOS			JAGUARS		BRONCOS	
TOTAL FIRST DOWNS		14		28	PUNTS Number and Average		4-29.5		3-33
By Rushing		3		18	Had Blocked		0		1
By Passing		9		8	FGs – PATs Had Blocked		0-0		0-0
By Penalty		2		2	TOTAL RETURN YARDAGE (Not Including Kickoffs)		5		14
THIRD DOWN EFFICIENCY	3-10-30%		12-16-75%		No. and Yards Punt Returns		1-5		1-14
FOURTH DOWN EFFICIENCY	0-1-0%		1-1-100%		No. and Yards Kickoff Returns		7-166		3-87
TOTAL NET YARDS		237		511	No. and Yards Interception Returns		0-0		1-0
Total Offensive Plays (inc. times thrown passing)		49		76	PENALTIES Number and Yards		9-54		9-94
Average gain per offensive play		4.8		6.7	FUMBLES Number and Lost		1-1		3-2
NET YARDS RUSHING		50		310	TOUCHDOWNS		3		6
Total Rushing Plays		14		49	Rushing		1		5
Average gain per rushing play		3.6		6.3	Passing		0		1
NET YARDS PASSING		187		201	Other (Blocked Kicks, etc.)		2		0
Times thrown – yards lost attempting to pass	3-16		3-22		EXTRA POINTS Made-Attempts		2-2		6-6
Gross yards passing		203		223	Kicking Made-Attempts		2-2		6-6
PASS ATTEMPTS-COMPLETIONS-HAD INTERCEPTED	32-18-1		24-16-0		FIELD GOALS Made-Attempts		1-1		0-0
Average gain per pass play (inc. # thrown passing)		5.3		7.4	SAFETIES		0		0
KICKOFFS Number-In End Zone-Touchbacks	4-1-1		7-0-0		FINAL SCORE		17		42
					TIME OF POSSESSION		19:01		40:59



Jacksonville 30, Denver 27

Saturday, Jan. 4, 1997 • 2:05 p.m. MST • Mile High Stadium • Denver

WEATHER: Sunny, 46°, Wind NW 15 mph • ATTENDANCE: 75,678 • TIME: 3:02

1996 AFC Divisional Playoff Game

The Denver Broncos' most successful season since 1991 came to a surprising end at the hands of the Jacksonville Jaguars with a 30-27 loss in an AFC Divisional Playoff Game in front of 75,678 stunned fans at Mile High Stadium.

The loss was Denver's first of the season at home and only its second ever at home in the postseason.

The contest began on a promising note for the Broncos as they scored on two of their first three possessions to take a 12-0 lead into the second quarter. First, Vaughn Hebron scored his first-ever postseason touchdown on a 1-yard plunge on fourth down. During that drive, Terrell Davis set a franchise record for the longest postseason run with a 47-yard scamper. On Denver's next possession, Shannon Sharpe hauled in an 18-yard touchdown from John Elway to produce the 12-point lead.

The Jaguars proceeded to score on five unanswered possessions (three field goals and two touchdowns) to take a 23-12 lead at the 10:51 mark of the fourth quarter.

The Broncos responded with a 9-play, 57-yard drive that was capped by a 2-yard touchdown run by Davis, who then tacked on the two-point conversion himself to cut the deficit to 3, 23-20. But then Mark Brunell connected with Jimmy Smith for a touchdown on a critical third-and-5 play at the Broncos' 16-yard line with 3:39 remaining in the game to restore a 10-point advantage.

The Broncos again pulled to within three points when Elway found Ed McCaffrey in the end zone for a 15-yard touchdown with 1:50 left, but Denver's magic ran out as the Jaguars held on for the 30-27 win.

During the contest, Elway, who played in his franchise-record 15th postseason game, passed Terry Bradshaw for fourth place on the all-time NFL postseason list for pass attempts. He finished the day with 226 yards on 25-of-38 passing with two touchdowns. Davis gained 91 yards on the ground with one touchdown and safety Tyrone Braxton led the Broncos with 11 tackles on defense, but those efforts were not enough to overcome Jacksonville's onslaught.

Natrone Means, who led Jacksonville's 203-yard rushing attack, totaled 140 yards on 21 carries (6.7 avg.). Brunell added 44 more yards on seven rushes and completed 18-of-29 (62.1%) passes for 245 yards with two touchdowns for the Jaguars, who posted 443 yards of total offense.

OFFICIALS:

Referee — Red Cashion (43); **Umpire** — Art Demmas (78); **Line Judge** — Byron Boston (18); **Side Judge** — Laird Hayes (125); **Head Linesman** — Sid Semon (109); **Back Judge** — Tim Millis (80); **Field Judge** — John Robison (46).

DENVER BRONCOS

OFFENSE

WR 83	A. Miller
LT 65	G. Zimmerman
LG 69	M. Schlereth
C 66	T. Nalen
RG 75	B. Habib
RT 76	B. Thompson
TE 84	S. Sharpe
WR 87	E. McCaffrey
QB 7	J. Elway
HB 30	T. Davis
FB 29	A. Craver

DEFENSE

LE 90	D. Williams
LT 97	M. Lodish
RT 95	M. Perry
RE 91	A. Williams
WLB 51	J. Mobley
MLB 57	A. Aldridge
SLB 53	B. Romanowski
LCB 39	R. Crockett
RCB 48	L. Washington
FS 27	S. Atwater
SS 34	T. Braxton

BRONCOS SUBSTITUTIONS: K 1 J. Elam, P 16 T. Rouen, CB 20 T. James, CB 21 R. Hilliard, RB 22 V. Hebron, CB 25 D. Johnson, S 31 R. Jones, S 37 T. Hauck, RB 38 R. Rivers, LB 56 K. Burns, LB 59 G. Cadrez, T 70 J. Brown, DT 79 J. Geathers, WR 80 R. Smith, WR 82 P. Jeffers, TE 86 B. Chamberlain, WR 88 M. Sherrard, TE 89 D. Carswell, DE 94 J. Robinson, DE 96 H. Hasselbach, DT 98 M. Tanuvasa. **DID NOT PLAY:** QB 8 J. Lewis, G 63 D. Diaz-Infante. **INACTIVE:** QB 11 T. Rubley, FB 42 D. Smith, LB 54 B. Hager, G 64 R. Tamm, DT 67 M. Campbell, T/G 68 R. McElroy, DT 72 E. Jones, WR 81 T. Kinchen.

JACKSONVILLE JAGUARS

OFFENSE

WR 82	J. Smith
LT 71	T. Boselli
LG 62	B. Coleman
C 79	D. Widell
RG 76	R. Tylski
RT 72	L. Searcy
TE 86	D. Brown
WR 87	K. McCardell
QB 8	M. Brunell
RB 20	N. Means
FB 35	L. Maston

DEFENSE

LE 56	J. Lageman
LT 92	D. Davey
RT 64	J. Jurkovic
RE 96	C. Simmons
SLB 51	K. Hardy
MLB 55	T. McManus
WLB 50	E. Robinson
LCB 21	A. Beasley
RCB 25	M. Washington
SS 28	D. Hall
FS 37	C. Hudson

JAGUARS SUBSTITUTIONS: K 1 M. Hollis, P 4 B. Barker, CB 22 B. Brooks, RB 23 R. Jordan, FS 30 D. Studstill, RB 33 J. Stewart, CB 40 R. Massey, CB 42 R. Bell, FS 45 T. Davis, LB 52 B. Boyer, LB 57 J. Kopp, C 63 M. Cheever, G 73 B. DeMarco, WR 80 W. Jackson, TE 82 P. Mitchell, WR 84 R. Barlow, TE 85 R. Griffith, WR 88 K. Bullard, DE 90 T. Brackens, DE 91 P. Frase, DT 94 K. Pritchett. **DID NOT PLAY:** QB 11 R. Johnson, C/T 87 J. Novak. **INACTIVE:** QB 5 T. Philcox, LB 54 T. Hallock, C/G 66 G. Huntington, T 74 J. Herndon, FB 81 C. Griffin, WR 89 C. Marsh, DE 93 E. Logan, DE 98 J. White.

		1	2	3	4	OT	TOTAL	FIELD GOALS (made () & missed)
VISITOR	Jacksonville Jaguars	0	13	7	10	—	30	M. Hollis (46) (42) (22)
HOME	Denver Broncos	12	0	0	15	—	27	

Team	Qtr	Clock Time	PLAY DESCRIPTION (Extra Point) (Drive Info)	SCORE
				Visitor Home
BRONCOS	1	6:22	V. Hebron 1 yd. run (No good, blocked) (6-50, 2:58)	0 6
BRONCOS	1	0:33	S. Sharpe 18 yd. pass from J. Elway (2-pt. Att. Failed) (7-64, 3:52)	0 12
JAGUARS	2	11:15	M. Hollis 46 yd. Field Goal (10-50, 4:18)	3 12
JAGUARS	2	2:58	N. Means 8 yd. run (M. Hollis, kick) (10-80, 5:21)	10 12
JAGUARS	2	0:10	M. Hollis 42 yd. Field Goal (5-65, 0:47)	13 12
JAGUARS	3	8:51	K. McCardell 31 yd. pass from M. Brunell (M. Hollis, kick) (7-75, 3:18)	20 12
JAGUARS	4	10:51	M. Hollis 22 yd. Field Goal (17-88, 8:32)	23 12
BRONCOS	4	7:37	T. Davis 2 yd. run (T. Davis, run) (9-57, 3:14)	23 20
JAGUARS	4	3:39	J. Smith 16 yd. pass from M. Brunell (M. Hollis, kick) (9-74, 3:58)	30 20
BRONCOS	4	1:50	E. McCaffrey 15 yd. pass from J. Elway (J. Elam, kick) (8-80, 1:49)	30 27

FINAL INDIVIDUAL STATISTICS																	
Jacksonville Jaguars									Denver Broncos								
RUSHING						RUSHING											
	ATT	YDS	AVG	LG	TD		ATT	YDS	AVG	LG	TD						
N. Means	21	140	6.7	21	1	T. Davis	14	91	6.5	47	1						
M. Brunell	7	44	6.3	29	0	J. Elway	5	30	6.0	19	0						
J. Stewart	8	19	2.4	5	0	V. Hebron	2	5	2.5	4	1						
TOTAL	36	203	5.6	29	1	TOTAL	21	126	6.0	47	2						
PASSING									PASSING								
	ATT	CMP	YDS	TKD/ YD	TD	LG	IN	Rtg.		ATT	CMP	YDS	TKD/ YD	TD	LG	IN	Rtg.
M. Brunell	29	18	245	2/5	2	44	0	112.0	J. Elway	38	25	226	1/1	2	18	0	99.2
TOTAL	29	18	245	2/5	2	44	0	112.0	TOTAL	38	25	226	1/1	2	18	0	99.2
PASS RECEIVING						PASS RECEIVING											
	NO	YDS	AVG	LG	TD		NO	YDS	AVG	LG	TD						
K. McCardell	5	59	11.8	31	1	T. Davis	7	24	3.4	6	0						
N. Means	4	46	11.5	29	0	A. Miller	5	67	13.4	18	0						
J. Smith	3	71	23.7	44	1	E. McCaffrey	5	54	10.8	15	1						
W. Jackson	3	35	11.7	19	0	A. Craver	3	17	5.7	7	0						
P. Mitchell	2	9	4.5	8	0	S. Sharpe	2	31	15.5	18	1						
J. Stewart	1	25	25.0	25	0	D. Carswell	2	18	9.0	10	0						
						R. Smith	1	15	15.0	15	0						
TOTAL	18	245	13.6	44	2	TOTAL	25	226	9.0	18	2						
INTERCEPTIONS						INTERCEPTIONS											
	NO	YDS	AVG	LG	TD		NO	YDS	AVG	LG	TD						
TOTAL	0	0	0.0	—	0	TOTAL	0	0	0.0	—	0						
PUNTING						PUNTING											
	NO	YDS	AVG	NET	TB	IN20	LG		NO	YDS	AVG	NET	TB	IN20	LG		
B. Barker	3	119	39.7	35.7	0	0	49	T. Rouen	5	213	42.6	38.0	1	3	52		
TOTAL	3	119	39.7	35.7	0	0	49	TOTAL	5	213	42.6	38.0	1	3	52		
PUNT RETURNS						PUNT RETURNS											
	NO	YDS	AVG	FC	LG	TD		NO	YDS	AVG	FC	LG	TD				
C. Hudson	1	3	3.0	2	3	0	R. Smith	2	12	6.0	0	6	0				
(DOWNED)	1	0	0.0	0	—	0	(OUT OF BOUNDS)	1	0	0.0	0	—	0				
(TOUCHBACK)	1	0	0.0	0	—	0											
RETURNS	1	3	3.0	2	3	0	RETURNS	2	12	6.0	0	6	0				
KICKOFF RETURNS						KICKOFF RETURNS											
	NO	YDS	AVG	FC	LG	TD		NO	YDS	AVG	FC	LG	TD				
B. Brooks	4	75	18.8	0	29	0	V. Hebron	3	85	28.3	0	38	0				
							B. Chamberlain	1	15	15.0	0	15	0				
							K. Burns	1	14	14.0	0	14	0				
							P. Jeffers	1	9	9.0	0	9	0				
							(TOUCHBACK)	1	0	0.0	0	—	0				
RETURNS	4	75	18.8	0	29	0	RETURNS	6	123	20.5	0	38	0				
Jacksonville Jaguars Own						Denver Broncos Own											
FUMBLES	Fum	Lost	Rec.	Yds	TD	FF	Rec.	Yds	TD	Bnds		Fum	Lost	Rec.	Yds	TD	Bnds
T. McManus	0	0	0	0	0	1	0	0	0	0	D. Carswell	1	0	1	0	0	0
TOTAL	0	0	0	0	0	1	0	0	0	0	TOTAL	1	0	1	0	0	0
Jacksonville Jaguars Opp.						Denver Broncos Opp.											
FUMBLES	Fum	Lost	Rec.	Yds	TD	FF	Rec.	Yds	TD	Bnds		Fum	Lost	Rec.	Yds	TD	Bnds
D. Carswell	1	0	1	0	0	0	0	0	0	0		1	0	1	0	0	0
TOTAL	1	0	1	0	0	0	0	0	0	0	TOTAL	1	0	1	0	0	0

FINAL TEAM STATISTICS											
JAGUARS						BRONCOS					
TOTAL FIRST DOWNS						22					
By Rushing						9					
By Passing						11					
By Penalty						2					
THIRD DOWN EFFICIENCY						8-15-53%					
FOURTH DOWN EFFICIENCY						0-0-0%					
TOTAL NET YARDS						443					
Total Offensive Plays (inc. times thrown passing)						67					
Average gain per offensive play						6.6					
NET YARDS RUSHING						203					
Total Rushing Plays						36					
Average gain per rushing play						5.6					
NET YARDS PASSING						240					
Times thrown – yards lost attempting to pass						2-5					
Gross yards passing						245					
PASS ATTEMPTS-COMPLETIONS-HAD INTERCEPTED						29-18-0					
Average gain per pass play (inc. # thrown passing)						7.7					
KICKOFFS Number-In End Zone-Touchbacks						7-1-1					
PUNTS Number and Average						3-39.7					
Had Blocked						0					
FGs – PATs Had Blocked						0-0					
TOTAL RETURN YARDAGE (Not Including Kickoffs)						3					
No. and Yards Punt Returns						1-3					
No. and Yards Kickoff Returns						4-75					
No. and Yards Interception Returns						0-0					
PENALTIES Number and Yards						3-18					
FUMBLES Number and Lost						0-0					
TOUCHDOWNS						3					
Rushing						1					
Passing						2					
EXTRA POINTS Made-Attempts						3-3					
Kicking Made-Attempts						3-3					
Rushing Made-Attempts						0-0					
Passing Made-Attempts						0-0					
FIELD GOALS Made-Attempts						3-3					
SAFETIES						0					
FINAL SCORE						30					
TIME OF POSSESSION						32:24					

BRONCOS DEFENSIVE STATISTICS																	
(based on unofficial press box statistics)																	
PLAYER	UT	A	TT	S-YDS	I-YDS	PD	FF	FR	PLAYER	UT	A	TT	S-YDS	I-YDS	PD	FF	FR
T. Braxton	10	1	11	0-0	0-0	0	0	0	M. Lodish	2	0	2	0-0	0-0	0	0	0
J. Mobley	6	2	8	0-0	0-0	1	0	0	B. Romanowski	2	0	2	0-0	0-0	0	0	0
S. Atwater	6	0	6	0-0	0-0	0	0	0	H. Hasselbach	1	0	1	0-0	0-0	0	0	0
A. Aldridge	5	1	6	1-4	0-0	1	0	0	R. Hilliard	1	0	1	0-0	0-0	0	0	0
M. Perry	4	1	5	0-0	0-0	0	0	0	M. Tanuvasa	1	0	1	0-0	0-0	0	0	0
D. Williams	2	2	4	1-1	0-0	1	0	0	A. Williams	1	0	1	0-0	0-0	2	0	0
R. Crockett	2	0	2	0-0	0-0	1	0	0	K. Burns	0	0	0	0-0	0-0	0	0	0
T. Hauck	2	0	2	0-0	0-0	0	0	0	TEAM TOTALS	47	7	54	2-5	0-0	6	0	0
T. James	2	0	2	0-0	0-0	0	0	0									



L.A. Raiders 42, Denver 24

Sunday, Jan. 9, 1994 • 1 p.m. PST • Los Angeles Coliseum • Los Angeles

WEATHER: Sunny, 76°, Wind 0 mph • ATTENDANCE: 65,314 • TIME: 3:36

1993 AFC Wild Card Game

Facing the Los Angeles Raiders for the second time in as many weeks, the Denver Broncos saw the Raiders pull away from a 21-21 halftime tie en route to a 42-24 win in an AFC Wild Card Game in front of 65,314 fans at the Los Angeles Coliseum.

Denver quarterback John Elway completed 29-of-47 passes (61.7%) for 302 yards with three touchdowns and one interception while tight end Shannon Sharpe hauled in a game-high 13 receptions for 156 yards (12.0 avg.) with one touchdown.

The Raiders struck first on a 7-play, 80-yard drive that was capped with a 9-yard touchdown pass from quarterback Jeff Hostetler to tight end Ethan Horton at 9:17 of the first quarter.

Elway and the Broncos responded with a scoring drive of their own, going 65 yards in seven plays with Elway finding Sharpe for a 23-yard touchdown. The Raiders bounced back with a 65-yard touchdown pass to wide receiver Tim Brown to take a 14-7 lead at 2:25 of the first quarter. The Broncos responded by driving 80 yards in 12 plays, setting up a 16-yard touchdown toss from Elway to tight end Reggie Johnson to tie the score. Hostetler continued to be red hot on the Raiders' next possession, throwing a 54-yard touchdown pass to wide receiver James Jett for a 21-14 lead at 7:28 of the second quarter.

On the Broncos' final drive of the half, the offense chewed up nearly seven minutes and went 77 yards to tie the score at 21 on wide receiver Derek Russell's 6-yard touchdown reception. Elway showed his ability to create plays for the offense, completing passes to six different receivers and taking off on two rushes of his own during the drive.

The two teams combined for nearly 500 yards of total offense by halftime, but only the Raiders continued that pace in the second half. After receiving the opening kickoff, the Broncos failed to move the ball on their first three possessions, giving the Raiders great field position after three punts that averaged 30 yards. The Raiders took advantage of the field position, converting two of those possessions into touchdowns on drives of three and five plays, respectively, to take a commanding 35-21 lead at 4:27 of the third quarter.

The Broncos made a dent in the score at the beginning of the fourth period on a 33-yard field goal by Jason Elam at 12:36. The Raiders responded to that with a 10-play, 76-yard drive that was capped by Napoleon McCallum's third touchdown of the game from one yard out at 6:43 to mark the final points scored on the afternoon.

OFFICIALS:

Referee — Bob McElwee (95); **Umpire** — Al Conway (27); **Line Judge** — Tom Barnes (55); **Side Judge** — Don Wedge (28); **Head Linesman** — Aaron Pointer (79); **Back Judge** — Bill Lovett (98); **Field Judge** — Don Hakes (96).

DENVER BRONCOS

OFFENSE

WR 88 J. Evans
LT 65 G. Zimmerman
LG 79 D. Widell
C 72 K. Kartz
RG 75 B. Habib
RT 68 R. Freeman
TE 89 R. Johnson
WR 87 C. Tillman
QB 7 J. Elway
RB 39 R. Delpino
TE 84 S. Sharpe

DEFENSE

LE 99 S. Dronett
NT 71 G. Kragen
RE 91 W. Oshodin
LOLB 51 M. Croel
LILB 77 K. Mecklenburg
MLB 57 D. Wyman
ROLB 73 S. Fletcher
LCB 34 T. Braxton
RCB 23 R. Bradford
SS 49 D. Smith
FS 27 S. Atwater

BRONCOS SUBSTITUTIONS: K 1 J. Elam, QB 8 T. Maddox, P 16 T. Rouen, CB 21 L. Lang, RB 22 G. Milburn, S 31 R. Jones, CB 36 F. Robinson, FB 37 A. Lynn, RB 38 R. Rivers, S 40 D. Hall, WR 42 K. Taylor, CB 47 D. Pool, LB 54 M. Donahue, LB 58 E. Alexander, LB 59 T. Lucas, G 64 J. Melander, G 76 K. Scrafford, T 78 D. Maggs, WR 80 T. Kimbrough, WR 85 D. Russell, WR 86 A. Marshall, DE 94 J. Robinson, DT 97 D. Drozdov. **INACTIVE:** 3QB 12 S. Moore, CB 29 C. Dimry, LB 52 J. Mills, C 61 B. Meeks, WR 81 B. Rose, WR 83 M. Bonner, DE 90 D. Williams, DT 95 A. Taylor.

LOS ANGELES RAIDERS

OFFENSE

WR 89 A. Wright
LT 71 G. Perry
LG 76 S. Wisniewski
C 72 D. Mosebar
RG 65 M. Montoya
RT 68 B. Wilkerson
TE 88 E. Horton
WR 81 T. Brown
QB 15 J. Hostetler
RB 41 N. McCallum
RB 21 R. Montgomery

DEFENSE

LE 75 H. Long
LT 91 C. McGlockton
RT 74 N. Harrison
RE 93 G. Townsend
LLB 51 A. Wallace
MLB 57 J. Kelly
RLB 99 W. Moss
LCB 36 T. McDaniel
RCB 48 L. Washington
SS 20 D. Hoskins
FS 33 E. Anderson

RAIDERS SUBSTITUTIONS: P 7 J. Gossett, K 18 J. Jaeger, RB 23 R. Jordan, S 25 D. Land, S 31 R. Dixon, RB 35 S. Smith, RB 38 N. Bell, RB 39 K. Smith, LB 45 D. Fulcher, CB 46 T. Dorn, LB 52 M. Jones, LB 54 G. Biekert, DE 56 A. Bruce, G 64 T. Peat, C 67 D. Turk, G 77 R. Stephens, WR 80 D. Hobbs, WR 82 J. Jett, WR 83 W. Gault, TE 84 J. Duff, DE 94 A. Smith, DT 97 W. Broughton. **DID NOT PLAY:** QB 11 V. Evans. **INACTIVE:** 3QB 12 B.J. Hobert, RB 28 G. Robinson, S 29 P. Bates, CB 37 J. Trapp, T 78 G. Skrepenak, T 79 K. Lanier, WR 86 R. Ismail, DT 92 F. Collons.

		1	2	3	4	OT	TOTAL	FIELD GOALS (made () & missed)
VISITOR	Denver Broncos	7	14	0	3	—	24	J. Elam (33)
HOME	Los Angeles Raiders	14	7	14	7	—	42	

Team	Qtr	Clock Time	PLAY DESCRIPTION (Extra Point) (Drive Info)	SCORE Visitor Home
RAIDERS	1	9:17	E. Horton 9 yd. pass from J. Hostetler (J. Jaeger, kick) (7-80, 3:18)	0 7
BRONCOS	1	6:12	S. Sharpe 23 yd. pass from J. Elway (J. Elam, kick) (7-65, 3:05)	7 7
RAIDERS	1	2:25	T. Brown 65 yd. pass from J. Hostetler (J. Jaeger, kick) (6-78, 3:47)	7 14
BRONCOS	2	10:06	R. Johnson 16 yd. pass from J. Elway (J. Elam, kick) (12-80, 7:19)	14 14
RAIDERS	2	7:28	J. Jett 54 yd. pass from J. Hostetler (J. Jaeger, kick) (5-84, 2:38)	14 21
BRONCOS	2	0:32	D. Russell 6 yd. pass from J. Elway (J. Elam, kick) (13-77, 6:56)	21 21
RAIDERS	3	8:08	N. McCallum 26 yd. run (J. Jaeger, kick) (3-35, 1:25)	21 28
RAIDERS	3	4:27	N. McCallum 2 yd. run (J. Jaeger, kick) (5-52, 2:31)	21 35
BRONCOS	4	12:36	J. Elam 33 yd. Field Goal (8-63, 2:32)	24 35
RAIDERS	4	6:43	N. McCallum 1 yd. run (J. Jaeger, kick) (10-76, 5:53)	24 42

FINAL INDIVIDUAL STATISTICS																	
Denver Broncos									Los Angeles Raiders								
RUSHING	ATT	YDS	AVG	LG	TD	RUSHING	ATT	YDS	AVG	LG	TD						
R. Delpino	9	32	3.6	16	0	N. McCallum	13	81	6.2	26	3						
J. Elway	5	23	4.6	6	0	T. Montgomery	15	50	3.3	15	0						
R. Rivers	1	2	2.0	2	0	J. Hostetler	4	5	1.3	4	0						
T. Maddox	1	1	1.0	1	0												
G. Milburn	2	-2	-1.0	1	0												
TOTAL	18	56	3.1	16	0	TOTAL	32	136	4.3	26	3						
PASSING	ATT	CMP	YDS	TKD/YD	TD	LG	IN	Rtg.	PASSING	ATT	CMP	YDS	TKD/YD	TD	LG	IN	Rtg.
J. Elway	47	29	302	1/5	3	25	1	92.7	J. Hostetler	19	13	294	2/3	3	65	0	150.8
T. Maddox	7	3	34	0/0	0	13	0	58.0									
TOTAL	54	32	336	1/5	3	25	1	88.2	TOTAL	19	13	294	2/3	3	65	0	150.8
PASS RECEIVING		NO	YDS	AVG	LG	TD											
S. Sharpe		13	156	12.0	23	1	J. Jett		3	111	37.0	54	1				
A. Marshall		5	69	13.8	20	0	T. Brown		3	86	28.7	65	1				
G. Milburn		5	8	1.6	6	0	E. Horton		3	45	15.0	33	1				
D. Russell		2	31	15.5	25	1	T. Montgomery		3	29	9.7	18	0				
C. Tillman		2	25	12.5	16	0	A. Wright		1	23	23.0	23	0				
R. Johnson		2	19	9.5	16	1											
K. Taylor		1	13	13.0	13	0											
R. Rivers		1	8	8.0	8	0											
J. Evans		1	7	7.0	7	0											
TOTAL		32	336	10.5	25	3	TOTAL		13	294	22.6	65	3				
INTERCEPTIONS		NO	YDS	AVG	LG	TD	INTERCEPTIONS		NO	YDS	AVG	LG	TD				
							T. Dorn		1	1	1.0	1	0				
TOTAL		0	0	0.0	—	0	TOTAL		1	1	1.0	1	0				
PUNTING	NO	YDS	AVG	NET	TB	IN20	LG	PUNTING	NO	YDS	AVG	NET	TB	IN20	LG		
T. Rouen	4	135	33.8	28.8	1	0	45	J. Gossett	4	170	42.5	33.0	0	1	50		
TOTAL	4	135	33.8	28.8	1	0	45	TOTAL	4	170	42.5	33.0	0	1	50		
PUNT RETURNS	NO	YDS	AVG	FC	LG	TD	PUNT RETURNS	NO	YDS	AVG	FC	LG	TD				
G. Milburn	3	38	12.7	0	18	0	(DOWNED)	1	0	0.0	0	—	0				
(DOWNED)	1	0	0.0	0	—	0	(OUT OF BOUNDS)	2	0	0.0	0	—	0				
							(TOUCHBACK)	1	0	0.0	0	—	0				
RETURNS	3	38	12.7	0	18	0	RETURNS	0	0	0.0	0	—	0				
KICKOFF RETURNS	NO	YDS	AVG	FC	LG	TD	KICKOFF RETURNS	NO	YDS	AVG	FC	LG	TD				
G. Milburn	6	85	14.2	0	21	0	W. Gault	4	55	13.8	0	20	0				
(OUT OF BOUNDS)	1	0	0.0	0	—	0	(TOUCHBACK)	1	0	0.0	0	—	0				
RETURNS	6	85	14.2	0	21	0	RETURNS	4	55	13.8	0	20	0				
Denver Broncos									L.A. Raiders								
FUMBLES	Fum	Lost	Rec.	Yds	TD	Opp. FF	Rec.	Yds	TD	Bnds	FUMBLES	Fum	Lost	Rec.	Yds	TD	Bnds
J. Elway	1	0	0	0	0	0	0	0	0	0	A. Smith	0	0	0	0	0	0
K. Kartz	0	0	1	0	0	0	0	0	0	0							
T. Maddox	1	0	1	0	0	0	0	0	0	0							
TOTAL	2	0	2	0	0	0	0	0	0	0	TOTAL	0	0	0	0	0	0

FINAL TEAM STATISTICS											
BRONCOS						RAIDERS					
TOTAL FIRST DOWNS						26					
By Rushing						4					
By Passing						18					
By Penalty						4					
THIRD DOWN EFFICIENCY						4-14-29%					
FOURTH DOWN EFFICIENCY						2-4-50%					
TOTAL NET YARDS						387					
Total Offensive Plays (inc. times thrown passing)						73					
Average gain per offensive play						5.3					
NET YARDS RUSHING						56					
Total Rushing Plays						18					
Average gain per rushing play						3.1					
NET YARDS PASSING						331					
Times thrown – yards lost attempting to pass						1-5					
Gross yards passing						336					
PASS ATTEMPTS-COMPLETIONS-HAD INTERCEPTED						54-32-1					
Average gain per pass play (inc. # thrown passing)						6.0					
KICKOFFS Number-In End Zone-Touchbacks						5-1-1					
PUNTS Number and Average						4-33.8					
Had Blocked						0					
FGs – PATs Had Blocked						0-0					
TOTAL RETURN YARDAGE (Not Including Kickoffs)						38					
No. and Yards Punt Returns						3-38					
No. and Yards Kickoff Returns						6-85					
No. and Yards Interception Returns						0-0					
PENALTIES Number and Yards						10-97					
FUMBLES Number and Lost						2-0					
TOUCHDOWNS						3					
Rushing						0					
Passing						3					
EXTRA POINTS Made-Attempts						3-3					
FIELD GOALS Made-Attempts						1-1					
SAFETIES						0					
FINAL SCORE						24					
TIME OF POSSESSION						31:09					

BRONCOS DEFENSIVE STATISTICS																	
(based on unofficial press box statistics)																	
PLAYER	UT	A	TT	S-YDS	I-YDS	PD	FF	FR	PLAYER	UT	A	TT	S-YDS	I-YDS	PD	FF	FR
D. Smith	6	1	7	0-0	0-0	0	0	0	S. Fletcher	2	0	2	2-3	0-0	0	0	0
D. Wyman	5	2	7	0-0	0-0	0	0	0	L. Lang	2	0	2	0-0	0-0	0	0	0
K. Mecklenburg	4	2	6	0-0	0-0	0	0	0	W. Oshodin	2	0	2	0-0	0-0	0	0	0
S. Atwater	5	0	5	0-0	0-0	0	0	0	D. Hall	1	1	2	0-0	0-0	0	0	0
R. Bradford	4	0	4	0-0	0-0	0	0	0	G. Kragen	2	0	2	0-0	0-0	0	0	0
T. Braxton	3	0	3	0-0	0-0	0	0	0	E. Alexander	0	1	1	0-0	0-0	0	0	0
M. Croel	3	0	3	0-0	0-0	1	0	0	TEAM TOTALS	39	9	48	2-3	0-0	1	0	0
S. Dronett	2	0	2	0-0	0-0	0	0	0									



Buffalo 10, Denver 7

Sunday, Jan. 12, 1992 • 12:35 p.m. EST • Rich Stadium • Orchard Park, N.Y.

WEATHER: Sunny, 42°, Wind SSW 15 mph • ATTENDANCE: 80,272 • TIME: 2:59

1991 AFC Championship Game

The Broncos were denied their fifth AFC Championship, losing 10-7 to the Bills before 80,272 fans at Rich Stadium. Denver's defense shut down the high-powered Buffalo offense, limiting it to just 213 total yards and only 12 first downs, but the Broncos' offense failed to capitalize on several first-half opportunities.

Both teams struggled to find their offenses in the first two quarters, and the game was scoreless at halftime. Buffalo punted on its first two drives of the contest after a total net gain of negative two yards and had its third drive end when nose tackle Greg Kragen tipped and then intercepted a pass on the Buffalo 29. But Denver could not take advantage as David Treadwell's 47-yard field goal attempt sailed wide left. After the Broncos halted another Buffalo drive, Treadwell missed a 42-yard field goal attempt.

Once again, the Bills punted after failing to get a first down, and a 10-yard punt return by Vance Johnson set Denver up on the 50. On first down, quarterback John Elway threw a middle screen to running back Steve Sewell, who gained 26 yards to the Buffalo 24. The Broncos could move no closer than the 20, and Treadwell's 37-yard field goal attempt was wide right to end the last scoring threat of the first half.

The Bills' second drive of the third quarter began at their 20, and 11 plays later, they faced a third-and-7 on Denver's 26. Quarterback Jim Kelly's pass to James Lofton was intercepted by cornerback Tyrone Braxton and returned to the Denver 19. On second-and-10, Elway attempted another middle screen to Sewell, but linebacker Carlton Bailey picked off the pass and ran 11 yards for a touchdown and a 7-0 Buffalo lead.

The Broncos' first possession of the fourth quarter began with Gary Kubiak at quarterback after Elway left the game with an injured thigh muscle. Kubiak drove Denver from its 21 to the Buffalo 23, but the Broncos failed to convert a fourth-down attempt. The Bills then drove 50 yards in nine plays to score on a 44-yard field goal by Scott Norwood. Now down 10-0, Kubiak engineered a frantic drive in which Denver covered 85 yards in eight plays, and he scored on a 3-yard quarterback draw to pull Denver within 3 points, 10-7, with less than two minutes to play.

The ensuing onside kickoff was recovered by the Broncos' Steve Atwater, and Denver began its last-chance drive on its 49 with 1:43 left on the clock and two timeouts. On first down, Kubiak hit Sewell for seven yards, but cornerback Kirby Jackson stripped the ball away and recovered it on the Buffalo 44. The Broncos' defense forced the Bills to punt, but Denver could only reach the 50 as time ran out.

OFFICIALS:

Referee — Dale Hamer (104); **Umpire** — Al Conway (27); **Line Judge** — Bill Reynolds (53); **Side Judge** — Doug Toole (4); **Head Linesman** — Sid Semon (109); **Back Judge** — Al Jury (106); **Field Judge** — Don Hakes (96).

DENVER BRONCOS

OFFENSE

WR 83 M. Young
LT 62 J. Davidson
LG 63 S. Farrell
C 79 Da. Widell
RG 67 Do. Widell
RT 76 K. Lanier
WR 81 S. Sharpe
WR 85 D. Russell
QB 7 J. Elway
RB 28 G. Green
WR 82 V. Johnson

DEFENSE

LE 91 W. Powers
NT 71 G. Kragen
RE 90 R. Holmes
LOLB 73 S. Fletcher
LILB 56 M. Brooks
RILB 77 K. Mecklenburg
ROLB 51 M. Croel
LCB 34 T. Braxton
RCB 24 W. Henderson
SS 49 D. Smith
FS 27 S. Atwater

BRONCOS SUBSTITUTIONS: P 2 M. Horan, QB 8 G. Kubiak, K 9 D. Treadwell, CB 21 L. Lang, S 22 A. Montgomery, CB 29 C. Dimry, RB 30 S. Sewell, RB 38 R. Rivers, RB 41 G. Lewis, S 48 R. Robbins, LB 54 K. Traylor, LB 59 T. Lucas, T/C 60 N. Subis, G 68 C. Ker, DE 70 B. Sochia, C 72 K. Kartz, T 74 H. Salem, WR 80 M. Jackson, WR 84 R. Nattiel, TE 88 C. Kay, DE 96 K. Walker. **DID NOT PLAY:** LB 52 J. Mills, TE 89 R. Johnson. **INACTIVE:** 3QB 12 S. Moore, RB 26 B. Humphrey.

BUFFALO BILLS

OFFENSE

WR 80 J. Lofton
LT 69 W. Wolford
LG 51 J. Richter
C 67 K. Hull
RG 59 M. Frerotte
RT 75 H. Ballard
TE 84 K. McKeller
WR 83 A. Reed
QB 12 J. Kelly
RB 34 T. Thomas
WR 82 D. Beebe

DEFENSE

LE 96 L. Seals
NT 91 J. Wright
RE 78 B. Smith
LOLB 97 C. Bennett
LILB 58 S. Conlan
RILB 54 C. Bailey
ROLB 56 D. Talley
LCB 47 K. Jackson
RCB 37 N. Odomes
SS 46 L. Smith
FS 38 M. Kelso


BILLS SUBSTITUTIONS: K 5 B. Daluiso, P 9 C. Mohr, K 11 S. Norwood, QB 14 F. Reich, S 20 H. Jones, RB 23 K. Davis, CB 27 C. Hicks, CB 31 J. Williams, RB 35 C. Gardner, SS 45 D. Drane, LB 50 R. Bentley, LB 53 M. Patton, C 63 A. Lingner, NT 73 M. Lodish, WR 85 A. Edwards, TE 87 B. Rolle, TE 88 P. Metzelaars, WR 89 S. Tasker, DE 90 P. Hansen, DE 94 M. Pike, LB 99 G. Garner. **DID NOT PLAY:** OL 64 M. Brennan, T 79 J. Staysnicak. **INACTIVE:** 3QB 7 G. Gilbert, G/T 74 G. Parker.

		1	2	3	4	OT	TOTAL	FIELD GOALS (made () & missed)	
VISITOR	Denver Broncos	0	0	0	7	—	7	D. Treadwell	47WL 42WR 37WR
HOME	Buffalo Bills	0	0	7	3	—	10	S. Norwood	(44)
Team	Qtr	Clock Time	PLAY DESCRIPTION (Extra Point) (Drive Info)					SCORE	
BILLS	3	9:32	C. Bailey 11 yd. return (S. Norwood, kick) (0-11, 0:11)					0	7
BILLS	4	10:42	S. Norwood 44 yd. Field Goal (9-50, 3:57)					0	10
BRONCOS	4	13:17	G. Kubiak 3 yd. run (D. Treadwell, kick) (8-85, 2:35)					7	10

FINAL INDIVIDUAL STATISTICS																												
Denver Broncos									Buffalo Bills																			
RUSHING	ATT	YDS	AVG	LG	TD	RUSHING	ATT	YDS	AVG	LG	TD	RUSHING	ATT	YDS	AVG	LG	TD											
G. Green	19	53	2.8	18	0	T. Thomas	26	72	2.8	9	0	A. Reed	1	16	16.0	16	0											
G. Kubiak	3	22	7.3	11	1	J. Kelly	2	9	4.5	10	0	K. Davis	6	7	1.2	4	0											
J. Elway	4	10	2.5	7	0																							
S. Sewell	4	3	0.8	6	0																							
V. Johnson	2	-7	-3.5	-1	0																							
TOTAL	32	81	2.5	18	1	TOTAL	35	104	3.0	16	0																	
PASSING	ATT	CMP	YDS	TKD/YD	TD	LG	IN	Rtg.	PASSING	ATT	CMP	YDS	TKD/YD	TD	LG	IN	Rtg.											
J. Elway	21	11	121	3/24	0	26	1	49.9	J. Kelly	25	13	117	1/8	0	25	2	31.6											
G. Kubiak	12	11	136	1/10	0	24	0	113.9																				
TOTAL	33	22	257	4/34	0	26	1	77.5	TOTAL	25	13	117	1/8	0	25	2	31.6											
PASS RECEIVING	NO	YDS	AVG	LG	TD	PASS RECEIVING	NO	YDS	AVG	LG	TD	PASS RECEIVING	NO	YDS	AVG	LG	TD											
V. Johnson	8	104	13.0	24	0	K. McKeller	3	39	13.0	25	0	T. Thomas	3	15	5.0	8	0											
S. Sewell	7	78	11.1	26	0	A. Reed	2	19	9.5	10	0	K. Davis	2	13	6.5	9	0											
S. Sharpe	3	40	13.3	15	0	P. Metzelaars	1	14	14.0	14	0	J. Lofton	1	11	11.0	11	0											
M. Young	3	25	8.3	10	0	D. Beebe	1	6	6.0	6	0																	
R. Nattiel	1	10	10.0	10	0	TOTAL	13	117	9.0	25	0																	
TOTAL	22	257	11.7	26	0																							
INTERCEPTIONS	NO	YDS	AVG	LG	TD	INTERCEPTIONS	NO	YDS	AVG	LG	TD	INTERCEPTIONS	NO	YDS	AVG	LG	TD											
G. Kragen	1	0	0.0	0	0	C. Bailey	1	11	11.0	11	1																	
T. Braxton	1	5	5.0	5	0																							
TOTAL	2	5	2.5	5	0	TOTAL	1	11	11.0	11	1																	
PUNTING	NO	YDS	AVG	NET	TB	IN20	LG	PUNTING	NO	YDS	AVG	NET	TB	IN20	LG	PUNTING	NO	YDS	AVG	NET	TB	IN20	LG					
Horan	6	262	43.7	40.3	1	4	76	C. Mohr	8	304	38.0	31.0	1	0	49													
TOTAL	6	262	43.7	40.3	1	4	76	TOTAL	8	304	38.0	31.0	1	0	49													
PUNT RETURNS	NO	YDS	AVG	FC	LG	TD	PUNT RETURNS	NO	YDS	AVG	FC	LG	TD	PUNT RETURNS	NO	YDS	AVG	FC	LG	TD								
V. Johnson	3	36	12.0	3	13	0	C. Hicks	0	0	0.0	1	—	0	(DOWNED)	1	0	0.0	0	—	0								
(DOWNED)	1	0	0.0	0	—	0	(OUT OF BOUNDS)	1	0	0.0	0	—	0	(DOWNED)	3	0	0.0	0	—	0								
(TOUCHBACK)	1	0	0.0	0	—	0	(DOWNED)	3	0	0.0	0	—	0	(TOUCHBACK)	1	0	0.0	0	—	0								
RETURNS	3	36	12.0	3	13	0	RETURNS	0	0	0.0	1	—	0	RETURNS	0	0	0.0	1	—	0								
KICKOFF RETURNS	NO	YDS	AVG	FC	LG	TD	KICKOFF RETURNS	NO	YDS	AVG	FC	LG	TD	KICKOFF RETURNS	NO	YDS	AVG	FC	LG	TD								
A. Montgomery	2	34	17.0	0	18	0	A. Edwards	1	24	24.0	0	24	0															
D. Russell	1	15	15.0	0	15	0																						
RETURNS	3	49	16.3	0	18	0	RETURNS	1	24	24.0	0	24	0															
Denver Broncos	Own	Opp.	Out	Buffalo Bills	Own	Opp.	Out	Denver Broncos	Own	Opp.	Out	Buffalo Bills	Own	Opp.	Out	Denver Broncos	Own	Opp.	Out	Buffalo Bills	Own	Opp.	Out					
FUMBLES	Fum	Lost	Rec.	Yds	TD	FF	Rec.	Yds	TD	Bnds	Fumbles	Fum	Lost	Rec.	Yds	TD	FF	Rec.	Yds	TD	Bnds	Fumbles	Fum	Lost	Rec.	Yds	TD	Bnds
J. Elway	1	0	1	-5	0	0	0	0	0	0	L. Smith	0	0	0	0	0	1	0	0	0	0							
S. Sewell	2	1	1	0	0	0	0	0	0	0	K. Jackson	0	0	0	0	0	1	0	0	0	0							
V. Johnson	1	0	0	0	0	0	0	0	0	0																		
Da. Widell	0	0	1	0	0	0	0	0	0	0																		
TOTAL	4	1	3	-5	0	0	0	0	0	0	TOTAL	0	0	0	0	0	2	1	0	0	0							

FINAL TEAM STATISTICS													
BRONCOS							BILLS						
TOTAL FIRST DOWNS							20						
By Rushing							6						
By Passing							13						
By Penalty							1						
THIRD DOWN EFFICIENCY							3-14-21%						
FOURTH DOWN EFFICIENCY							0-1-0%						
TOTAL NET YARDS							304						
Total Offensive Plays (inc. times thrown passing)							69						
Average gain per offensive play							4.4						
NET YARDS RUSHING							81						
Total Rushing Plays							32						
Average gain per rushing play							2.5						
NET YARDS PASSING							223						
Times thrown – yards lost attempting to pass							4-34						
Gross yards passing							257						
PASS ATTEMPTS-COMPLETIONS-HAD INTERCEPTED							33-22-1						
Average gain per pass play (inc. # thrown passing)							6.0						
KICKOFFS Number-In End Zone-Touchbacks							2-0-0						
PUNTS Number and Average							6-43.7						
Had Blocked							0						
FGs – PATs Had Blocked							0-0						
TOTAL RETURN YARDAGE (Not Including Kickoffs)							41						
No. and Yards Punt Returns							3-36						
No. and Yards Kickoff Returns							3-49						
No. and Yards Interception Returns							2-5						
PENALTIES Number and Yards							4-20						
FUMBLES Number and Lost							4-1						
TOUCHDOWNS							1						
Rushing							1						
Passing							0						
Returns							0						
EXTRA POINTS Made-Attempts							1-1						
FIELD GOALS Made-Attempts							0-3						
SAFETIES							0						
FINAL SCORE							7						
TIME OF POSSESSION							34:53						

BRONCOS DEFENSIVE STATISTICS																	
(based on unofficial press box statistics)																	
PLAYER	UT	A	TT	S-YDS	I-YDS	PD	FF	FR	PLAYER	UT	A	TT	S-YDS	I-YDS	PD	FF	FR
S. Fletcher	6	1	7	1-8	0-0	0	0	0	T. Braxton	2	0	2	0-0	1-5	1	0	0
M. Brooks	5	2	7	0-0	0-0	0	0	0	C. Dimry	1	1	2	0-0	0-0	0	0	0
G. Kragen	6	0	6	0-0	1-0	2	0	0	B. Sochia	1	1	2	0-0	0-0	0	0	0
K. Mecklenburg	6	0	6	0-0	0-0	0	0	0	M. Croel	1	0	1	0-0	0-0	0	0	0
S. Atwater	4	2	6	0-0	0-0	1	0	0	A. Montgomery	1	0	1	0-0	0-0	0	0	0
W. Powers	4	2	6	0-0	0-0	0	0	0	R. Robbins	1	0	1	0-0	0-0	0	0	0
D. Smith	4	0	4	0-0	0-0	0	0	0	W. Henderson	0	0	0	0-0	0-0	1	0	0
R. Holmes	3	0	3	0-0	0-0	0	0	0	TEAM TOTALS	45	9	54	1-8	2-5	4	0	0



Denver 26, Houston 24

Saturday, Jan. 4, 1992 • 2 p.m. MST • Mile High Stadium • Denver

WEATHER: Sunny, 36°, Wind W 14 mph • ATTENDANCE: 75,301 • TIME: 3:09

1991 AFC Divisional Playoff Game

The Denver Broncos advanced to their fourth AFC Championship Game in six years after defeating the Houston Oilers 26-24 in front of 75,301 fans at Mile High Stadium.

Houston quarterback Warren Moon drove his team 70 yards in four plays for a touchdown to put the Oilers up 7-0 with only 1:46 gone in the game. After a Denver punt, Moon again drove the Oilers down the field and threw his second touchdown pass, this one for nine yards to wide receiver Drew Hill for a 14-0 lead.

The Broncos started their next possession on their 35-yard line and covered 65 yards in eight plays to score on a 10-yard pass from quarterback John Elway to wide receiver Vance Johnson, but a fumbled snap on the conversion attempt left the score 14-6. On the sixth play of the ensuing Oilers drive, Moon was intercepted by free safety Steve Atwater, but a roughing the passer call nullified the effort. Three plays later, Houston scored on a 6-yard pass from Moon to wide receiver Curtis Duncan.

The next Oilers possession ended when Atwater intercepted a pass and gave Denver the ball on its own 12 with 6:03 left in the half. In a drive that saw Elway complete all six passes for 64 yards and Steve Sewell complete one to Johnson for 10, the Broncos covered 88 yards in 12 plays to score on a 1-yard run by running back Greg Lewis, cutting the Houston lead to 21-13. After a missed Houston field goal attempt, the Broncos drove from their 20 to Houston's 31 and David Treadwell nailed a 49-yard field goal, the longest in Denver postseason history. Now up by only five at 21-16, the Oilers reached the Broncos' 7-yard line on their next drive but had to settle for a 25-yard field goal.

The Broncos started on their 20-yard line for their next possession and converted a fourth-and-4 from the Houston 41 to keep the drive going. Lewis' 1-yard touchdown run cut Denver's deficit to one, 24-23, with seven minutes remaining.

With 2:07 left and on his 2-yard-line, Elway found wide receiver Michael Young for a 22-yard gain on first down, but three plays later the Broncos had a fourth-and-6 on the 28. Elway dropped back then scrambled left upfield and ran out of bounds a yard past the first-down marker. Three consecutive incompletions again left Denver with a do-or-die fourth-down situation. Elway again dropped back and scrambled left, but as he headed upfield he tossed a pass to Johnson, who ran to the Houston 21 for a 44-yard gain.

Broncos running back Steve Sewell ran for 10 yards on first down, and two plays later, Treadwell came on for the game-winning 28-yard field goal.

OFFICIALS:

Referee — Johnny Grier (23); **Umpire** — John Keck (67); **Line Judge** — Ron Blum (83); **Side Judge** — Don Carlson (39); **Head Linesman** — Dave Anderson (81); **Back Judge** — Roy Clymer (24); **Field Judge** — Ed Merrifield (76).

DENVER BRONCOS

OFFENSE

WR 83 M. Young
LT 62 J. Davidson
G 63 S. Farrell
C 79 Da. Widell
RG 67 Do. Widell
RT 76 K. Lanier
TE 88 C. Kay
WR 85 D. Russell
QB 7 J. Elway
RB 28 G. Green
RB 81 S. Sharpe

DEFENSE

LDE 73 S. Fletcher
LDT 71 G. Kragen
RDT 77 K. Mecklenburg
RDE 51 M. Croel
MLB 56 M. Brooks
LCB 34 T. Braxton
RCB 29 C. Dimry
CB 21 L. Lang
S 48 R. Robbins
SS 49 D. Smith
FS 27 S. Atwater

BRONCOS SUBSTITUTIONS: P 2 M. Horan, QB 8 G. Kubiak, K 9 D. Treadwell, S 22 A. Montgomery, RB 30 S. Sewell, RB 38 R. Rivers, RB 41 G. Lewis, LB 52 J. Mills, LB 54 K. Traylor, LB 59 T. Lucas, G/T 60 N. Subis, G 68 C. Ker, NT 70 B. Sochia, C 72 K. Kartz, T 74 H. Salem, WR 82 V. Johnson, WR 84 R. Nattiel, WR 86 B. Johnson, TE 89 R. Johnson, DE 90 R. Holmes, DL 96 K. Walker. **DID NOT PLAY:** CB 24 W. Henderson, DE 91 W. Powers. **INACTIVE:** 3QB 12 S. Moore, RB 26 B. Humphrey.

HOUSTON OILERS

OFFENSE

WR 84 H. Jeffires
WR 85 D. Hill
LT 78 D. Maggs
LG 63 M. Munchak
C 74 B. Matthews
RG 66 D. Dawson
RT 73 D. Williams
WR 81 E. Givins
WR 80 C. Duncan
QB 1 W. Moon
RB 44 L. White

DEFENSE

LE 95 W. Fuller
LT 79 R. Childress
RT 97 L. Williams
RE 96 S. Jones
LLB 57 L. Lathon
MLB 54 A. Smith
RLB 91 J. Meads
LCB 28 C. Dishman
RCB 23 R. Johnson
SS 25 B. McDowell
FS 26 B. Orlando

OILERS SUBSTITUTIONS: K 3 A. Del Greco, P 9 G. Montgomery, RB 20 A. Pinkett, CB 24 S. Jackson, CB 29 D. Lewis, RB 30 V. Jones, S 31 M. Robertson, RB 33 G. Brown, S 38 M. Dumas, LB 53 E. Sealo, G 55 J. Flannery, LB 56 S. Kozak, T 70 D. Steinkuhler, DT 76 J. Alm, T 77 K. Donnalley, WR 82 T. Jones, WR 86 A. Johnson, WR 87 P. Coleman, DE 90 E. Johnson, LB 93 R. Graf, DT 94 G. Montgomery. **DID NOT PLAY:** QB 14 C. Carlson, WR 83 L. Harris. **INACTIVE:** QB 10 R. Slack, LB 51 E. Fairs.

		1	2	3	4	OT	TOTAL	FIELD GOALS (made () & missed)	
VISITOR	Houston Oilers	14	7	0	3	—	24	A. Del Greco	33WR (25)
HOME	Denver Broncos	6	7	3	10	—	26	D. Treadwell	(49) (28)
Team	Qtr	Clock Time	PLAY DESCRIPTION (Extra Point) (Drive Info)					SCORE	
OILERS	1	1:46	H. Jeffires 15 yd. pass from W. Moon (A. Del Greco, kick) (4-70, 1:46)					7	0
OILERS	1	9:44	D. Hill 9 yd. pass from W. Moon (A. Del Greco, kick) (9-63, 5:39)					14	0
BRONCOS	1	13:43	V. Johnson 10 yd. pass from J. Elway (No good, WL) (8-65, 3:59)					14	6
OILERS	2	4:05	C. Duncan 6 yd. pass from W. Moon (A. Del Greco, kick) (8-80, 5:22)					21	6
BRONCOS	2	14:21	G. Lewis 1 yd. run (D. Treadwell, kick) (12-88, 5:24)					21	13
BRONCOS	3	13:02	D. Treadwell 49 yd. Field Goal (9-49, 3:11)					21	16
OILERS	4	1:35	A. Del Greco 25 yd. Field Goal (7-67, 3:33)					24	16
BRONCOS	4	8:07	G. Lewis 1 yd. run (D. Treadwell, kick) (12-80, 6:32)					24	23
BRONCOS	4	14:44	D. Treadwell 28 yd. Field Goal (12-87, 1:51)					24	26

FINAL INDIVIDUAL STATISTICS																							
Houston Oilers									Denver Broncos														
RUSHING	ATT	YDS	AVG	LG	TD	RUSHING	ATT	YDS	AVG	LG	TD	RUSHING	ATT	YDS	AVG	LG	TD						
L. White	17	79	4.6	10	0	G. Green	17	59	3.5	14	0	G. Green	17	59	3.5	14	0						
W. Moon	2	18	9.0	15	0	S. Sewell	4	48	12.0	19	0	S. Sewell	4	48	12.0	19	0						
						J. Elway	6	39	6.5	15	0	J. Elway	6	39	6.5	15	0						
						R. Rivers	1	3	3.0	3	0	R. Rivers	1	3	3.0	3	0						
						G. Lewis	3	2	0.7	1	2	G. Lewis	3	2	0.7	1	2						
TOTAL	19	97	5.1	15	0	TOTAL	31	151	4.9	19	2	TOTAL	31	151	4.9	19	2						
PASSING	ATT	CMP	YDS	TKD/YD	TD	LG	IN	Rtg.	PASSING	ATT	CMP	YDS	TKD/YD	TD	LG	IN	Rtg.						
W. Moon	36	27	325	0/0	3	49	1	118.4	J. Elway	33	19	257	0/0	1	44	1	80.0						
									S. Sewell	1	1	10	0/0	0	10	0	108.3						
TOTAL	36	27	325	0/0	3	49	1	118.4	TOTAL	34	20	267	0/0	1	44	1	81.4						
PASS RECEIVING	NO	YDS	AVG	LG	TD	PASS RECEIVING	NO	YDS	AVG	LG	TD	PASS RECEIVING	NO	YDS	AVG	LG	TD						
H. Jeffries	7	99	14.1	49	1	V. Johnson	5	78	15.6	44	1	V. Johnson	5	78	15.6	44	1						
E. Givins	6	111	18.5	29	0	M. Young	4	85	21.3	32	0	M. Young	4	85	21.3	32	0						
C. Duncan	6	40	6.7	11	1	S. Sewell	3	28	9.3	16	0	S. Sewell	3	28	9.3	16	0						
L. White	5	35	7.0	10	0	S. Sharpe	3	20	6.7	7	0	S. Sharpe	3	20	6.7	7	0						
D. Hill	2	21	10.5	12	1	R. Nattiel	2	27	13.5	23	0	R. Nattiel	2	27	13.5	23	0						
T. Jones	1	19	19.0	19	0	D. Russell	1	20	20.0	20	0	D. Russell	1	20	20.0	20	0						
						C. Kay	1	8	8.0	8	0	C. Kay	1	8	8.0	8	0						
						G. Green	1	1	1.0	1	0	G. Green	1	1	1.0	1	0						
TOTAL	27	325	12.0	49	3	TOTAL	20	267	13.4	44	1	TOTAL	20	267	13.4	44	1						
INTERCEPTIONS	NO	YDS	AVG	LG	TD	INTERCEPTIONS	NO	YDS	AVG	LG	TD	INTERCEPTIONS	NO	YDS	AVG	LG	TD						
R. Johnson	1	25	25.0	25	0	S. Atwater	1	0	0.0	0	0	S. Atwater	1	0	0.0	0	0						
TOTAL	1	25	25.0	25	0	TOTAL	1	0	0.0	0	0	TOTAL	1	0	0.0	0	0						
PUNTING	NO	YDS	AVG	NET	TB	IN20	LG	PUNTING	NO	YDS	AVG	NET	TB	IN20	LG	PUNTING	NO	YDS	AVG	NET	TB	IN20	LG
G. Montgomery	1	44	44.0	44.0	0	1	44	M. Horan	2	81	40.5	40.5	0	0	43	G. Montgomery	1	44	44.0	44.0	0	1	44
TOTAL	1	44	44.0	44.0	0	1	44	TOTAL	2	81	40.5	40.5	0	0	43	TOTAL	1	44	44.0	44.0	0	1	44
PUNT RETURNS	NO	YDS	AVG	FC	LG	TD	PUNT RETURNS	NO	YDS	AVG	FC	LG	TD	PUNT RETURNS	NO	YDS	AVG	FC	LG	TD			
P. Coleman	0	0	0.0	1	—	0	(DOWNED)	1	0	0.0	0	—	0	P. Coleman	0	0	0.0	1	—	0			
(OUT OF BOUNDS)	1	0	0.0	0	—	0								(OUT OF BOUNDS)	1	0	0.0	0	—	0			
RETURNS	0	0	0.0	1	—	0	RETURNS	0	0	0.0	0	—	0	RETURNS	0	0	0.0	1	—	0			
KICKOFF RETURNS	NO	YDS	AVG	FC	LG	TD	KICKOFF RETURNS	NO	YDS	AVG	FC	LG	TD	KICKOFF RETURNS	NO	YDS	AVG	FC	LG	TD			
P. Coleman	3	36	12.0	0	15	0	A. Montgomery	4	88	22.0	0	30	0	P. Coleman	3	36	12.0	0	15	0			
A. Pinkett	3	46	15.3	0	22	0	(TOUCHBACK)	1	0	0.0	0	—	0	A. Pinkett	3	46	15.3	0	22	0			
RETURNS	6	82	13.7	0	22	0	RETURNS	4	88	22.0	0	30	0	RETURNS	6	82	13.7	0	22	0			
Houston Oilers	Own	Opp.	Out	Houston Oilers	Own	Opp.	Out	Denver Broncos	Own	Opp.	Out	Denver Broncos	Own	Opp.	Out								
FUMBLES	Fum	Lost	Rec.	Yds	TD	FF	Rec.	Yds	TD	Bnds	FUMBLES	Fum	Lost	Rec.	Yds	TD	Bnds						
A. Smith	0	0	0	0	0	1	0	0	0	0	G. Green	1	0	0	0	0	0	0					
B. Orlando	0	0	0	0	0	1	0	0	0	0	J. Davidson	0	0	1	0	0	0	0					
											S. Sewell	1	0	0	0	0	0	0					
											J. Elway	1	0	1	0	0	0	0					
TOTAL	0	0	0	0	0	2	0	0	0	0	TOTAL	3	0	2	0	0	0	0					

FINAL TEAM STATISTICS											
OILERS						BRONCOS					
TOTAL FIRST DOWNS	23					26					
By Rushing	7					13					
By Passing	14					12					
By Penalty	2					1					
THIRD DOWN EFFICIENCY	5-8-63%					5-11-45%					
FOURTH DOWN EFFICIENCY	0-0-0%					3-3-100%					
TOTAL NET YARDS	422					418					
Total Offensive Plays (inc. times thrown passing)	55					65					
Average gain per offensive play	7.7					6.4					
NET YARDS RUSHING	97					151					
Total Rushing Plays	19					31					
Average gain per rushing play	5.1					4.9					
NET YARDS PASSING	325					267					
Times thrown – yards lost attempting to pass	0-0					0-0					
Gross yards passing	325					267					
PASS ATTEMPTS-COMPLETIONS-HAD INTERCEPTED	36-27-1					34-20-1					
Average gain per pass play (inc. # thrown passing)	9.0					7.9					
KICKOFFS Number-In End Zone-Touchbacks	5-1-1					6-0-0					
PUNTS Number and Average	1-44					2-40.5					
Had Blocked	0					0					
FGs – PATs Had Blocked	0-0					0-0					
TOTAL RETURN YARDAGE (Not Including Kickoffs)	25					0					
No. and Yards Punt Returns	0-0					0-0					
No. and Yards Kickoff Returns	6-82					4-88					
No. and Yards Interception Returns	1-25					1-0					
PENALTIES Number and Yards	13-85					6-70					
FUMBLES Number and Lost	0-0					3-0					
TOUCHDOWNS	3					3					
Rushing	0					2					
Passing	3					1					
Returns	0					0					
EXTRA POINTS Made-Attempts	3-3					2-3					
FIELD GOALS Made-Attempts	1-2					2-2					
SAFETIES	0					0					
FINAL SCORE	24					26					
TIME OF POSSESSION	30:26					29:34					

BRONCOS DEFENSIVE STATISTICS																	
(based on unofficial press box statistics)																	
PLAYER	UT	A	TT	S-YDS	I-YDS	PD	FF	FR	PLAYER	UT	A	TT	S-YDS	I-YDS	PD	FF	FR
C. Dimry	9	0	9	0-0	0-0	1	0	0	K. Meckenburg	2	0	2	0-0	0-0	0	0	0
M. Brooks	7	2	9	0-0	0-0	0	0	0	R. Robbins	2	0	2	0-0	0-0	0	0	0
S. Atwater	3	5	8	0-0	1-0	2	0	0	B. Sochia	1	1	2	0-0	0-0	0	0	0
L. Lang	3	2	5	0-0	0-0	0	0	0	R. Holmes	1	0	1	0-0	0-0	0	0	0
T. Braxton	2	3	5	0-0	0-0	0	0	0	A. Montgomery	1	0	1	0-0	0-0	0	0	0
S. Fletcher	3	1	4	0-0	0-0	0	0	0	M. Croel	0	1	1	0-0	0-0	1	0	0
D. Smith	2	2	4	0-0	0-0	0	0	0	TEAM TOTALS	38	18	56	0-0	1-0	4	0	0
G. Kragen	2	1	3	0-0	0-0	0	0	0									



San Francisco 55, Denver 10

Sunday, Jan. 28, 1990 • 4:23 p.m. CST • Louisiana Superdome • New Orleans

WEATHER: Indoors • ATTENDANCE: 72,919 • TIME: 3:21

Super Bowl XXIV



The San Francisco 49ers captured their fourth World Championship with a 55-10 victory against the Denver Broncos in Super Bowl XXIV at the Louisiana Superdome in front of 72,919 fans. San Francisco quarterback Joe Montana completed 22-of-29 passes for 297 yards with five touchdowns, including three to wide receiver Jerry Rice.

The 49ers scored two touchdowns in every quarter and outgained the Broncos 461 yards to 167. After stopping Denver on the game's initial possession, San Francisco drove 66 yards in 10 plays, scoring on a 20-yard pass from Montana to Rice. The Broncos' next possession covered 49 yards in 10 plays and resulted in a 42-yard field goal by David Treadwell.

After limiting the 49ers to four yards on their next drive, Denver took possession on its own 49, but on first down, running back Bobby Humphrey fumbled and defensive end Kevin Fagan recovered for San Francisco on its 46. That turnover led to a 7-yard touchdown pass from Montana to tight end Brent Jones, and after a failed extra point attempt, San Francisco led 13-3 with three seconds left in the first quarter.

The Broncos failed to cross midfield in the second quarter while the 49ers scored on a 1-yard run by running back Tom Rathman and a 38-yard pass from Montana to Rice, taking a 27-3 lead into halftime.

San Francisco was unable to move the ball on the opening possession of the second half, but Elway was intercepted on the first play of Denver's next drive to give the 49ers possession on the Broncos' 28. On first down, Montana threw a touchdown pass to Rice to put his team up 34-3 with 2:12 gone in the third quarter.

The next Denver drive also ended with an interception, leading to a 35-yard scoring pass from Montana to John Taylor.

The Broncos, spurred by a 34-yard run by Humphrey, moved 61 yards in five plays and a penalty to score on a 3-yard run by Elway. San Francisco roared back with an 11-play, 75-yard drive that ended with a 3-yard touchdown run by Rathman. Following another Broncos fumble, running back Roger Craig plowed into the end zone on a 1-yard run to round out the scoring early in the fourth quarter and give the 49ers a 55-10 victory.

OFFICIALS:

Referee — Dick Jorgensen (60); **Umpire** — Hendi Ancich (115); **Line Judge** — Ron Blum (83); **Side Judge** — Gerry Austin (34); **Head Linesman** — Earnie Frantz (111); **Back Judge** — Al Jury (106); **Field Judge** — Don Orr (77).

DENVER BRONCOS

OFFENSE

WR 82 V. Johnson
LT 60 G. Perry
LG 66 J. Juriga
C 72 K. Kartz
RG 67 D. Widell
RT 76 K. Lanier
TE 89 O. Mobley
WR 80 M. Jackson
QB 7 J. Elway
RB 30 S. Sewell
RB 26 B. Humphrey

DEFENSE

LE 92 A. Carreker
NT 71 G. Kragen
RE 90 R. Holmes
LOLB 56 M. Brooks
LILB 55 R. Dennison
RILB 77 K. Mecklenburg
ROLB 73 S. Fletcher
LCB 34 T. Braxton
RCB 24 W. Henderson
SS 49 D. Smith
FS 27 S. Atwater

BRONCOS SUBSTITUTIONS: P 2 M. Horan, QB 8 G. Kubiak, K 9 D. Treadwell, RB 23 S. Winder, S 25 K. Corrington, CB 29 D. Carrington, RB 32 M. Bratton, RB 35 K. Bell, CB 36 M. Haynes, S 48 R. Robbins, LB 51 M. Munford, G/C 54 K. Bishop, LB 58 S. Curtis, LB 59 T. Lucas, DE/NT 61 A. Townsend, G 65 M. Smith, DE/NT 68 B. Henke, WR 83 M. Young, WR 84 R. Nattiel, TE 86 P. Green, TE 88 C. Kay, DE 91 W. Powers, LB 97 B. Klosterman. **INACTIVE:** RB 40 J. Alexander, C 57 M. Ruether.

SAN FRANCISCO 49ERS

OFFENSE

WR 82 J. Taylor
LT 77 W. Paris
LG 62 G. McIntyre
C 61 J. Sapolu
RG 69 B. Collie
RT 79 H. Barton
TE 84 B. Jones
WR 80 J. Rice
QB 16 J. Montana
RB 33 R. Craig
RB 44 T. Rathman

DEFENSE

LE 78 P. Holt
NT 95 M. Carter
RE 75 K. Fagan
LOLB 94 C. Haley
LILB 54 M. Millen
RILB 99 M. Walter
ROLB 58 K. Turner
LCB 26 D. Pollard
RCB 29 D. Griffin
SS 31 C. Brooks
FS 42 R. Lott

49ERS SUBSTITUTIONS: K 6 M. Cofer, QB 8 S. Young, P 9 B. Helton, CB 21 E. Wright, CB 22 T. McKyer, RB 23 S. Tillman, RB 24 H. Sydney, RB 32 T. Flagler, S 40 J. Jackson, LB 53 B. Romanowski, LB 56 S. Hendrickson, LB 59 K. DeLong, C/G 60 C. Thomas, NT 64 J. Burt, G 66 T. Tausch, NT 67 P. Kulger, T 74 S. Wallace, TE 81 J. Williams, WR 85 M. Wilson, WR 88 M. Sherrard, TE 89 W. Walls, DE 91 L. Roberts, DE/LB 96 D. Stubbs. **INACTIVE:** QB 13 S. Bono, LB 98 A. Goss.

		1	2	3	4	OT	TOTAL	FIELD GOALS (made () & missed)		
VISITOR	San Francisco 49ers	13	14	14	14	—	55			
HOME	Denver Broncos	3	0	7	0	—	10	D. Treadwell (42)		
Team	Qtr	Clock Time	PLAY DESCRIPTION (Extra Point) (Drive Info)				SCORE			
49ERS	1	4:54	J. Rice 20 yd. pass from J. Montana (M. Cofer, kick) (10-66, 3:59)				7	0		
BRONCOS	1	8:13	D. Treadwell 42 yd. Field Goal (10-49, 3:19)				7	3		
49ERS	1	14:57	B. Jones 7 yd. pass from J. Montana (No good, WR) (10-54, 5:15)				13	3		
49ERS	2	7:45	T. Rathman 1 yd. run (M. Cofer, kick) (14-69, 7:07)				20	3		
49ERS	2	14:26	J. Rice 38 yd. pass from J. Montana (M. Cofer, kick) (5-59, 1:04)				27	3		
49ERS	3	2:12	J. Rice 28 yd. pass from J. Montana (M. Cofer, kick) (1-28, 0:06)				34	3		
49ERS	3	5:16	J. Taylor 35 yd. pass from J. Montana (M. Cofer, kick) (2-37, 0:48)				41	3		
BRONCOS	3	8:07	J. Elway 3 yd. run (D. Treadwell, kick) (5-61, 2:51)				41	10		
49ERS	4	0:03	T. Rathman 3 yd. run (M. Cofer, kick) (11-75, 6:56)				48	10		
49ERS	4	1:13	R. Craig 1 yd. run (M. Cofer, kick) (1-1, 0:04)				55	10		

FINAL INDIVIDUAL STATISTICS																								
San Francisco 49ers									Denver Broncos															
RUSHING	ATT	YDS	AVG	LG	TD	RUSHING	ATT	YDS	AVG	LG	TD	RUSHING	ATT	YDS	AVG	LG	TD							
R. Craig	20	69	3.5	18	1	B. Humphrey	12	61	5.1	34	0	J. Elway	4	8	2.0	3	1							
T. Rathman	11	38	3.5	18	2	J. Elway	4	8	2.0	3	1	S. Winder	1	-5	-5.0	-5	0							
J. Montana	2	15	7.5	10	0																			
T. Flagler	6	14	2.3	10	0																			
S. Young	4	6	1.5	11	0																			
H. Sydney	1	2	2.0	2	0																			
TOTAL	44	144	3.3	18	3	TOTAL	17	64	3.8	34	1													
PASSING	ATT	CMP	YDS	TKD/YD	TD	LG	IN	Rtg.	PASSING	ATT	CMP	YDS	TKD/YD	TD	LG	IN	Rtg.							
J. Montana	29	22	297	1/0	5	38	0	147.6	J. Elway	26	10	108	4/30	0	27	2	19.4							
S. Young	3	2	20	0/0	0	13	0	85.4	G. Kubiak	3	1	28	2/3	0	28	0	68.8							
TOTAL	32	24	317	1/0	5	38	0	145.4	TOTAL	29	11	136	6/33	0	28	2	24.5							
PASS RECEIVING	NO	YDS	AVG	LG	TD	PASS RECEIVING	NO	YDS	AVG	LG	TD	PASS RECEIVING	NO	YDS	AVG	LG	TD							
J. Rice	7	148	21.1	38	3	B. Humphrey	3	38	12.7	27	0	B. Humphrey	3	38	12.7	27	0							
R. Craig	5	34	6.8	12	0	S. Sewell	2	22	11.0	12	0	S. Sewell	2	22	11.0	12	0							
T. Rathman	4	43	10.8	18	0	V. Johnson	2	21	10.5	13	0	V. Johnson	2	21	10.5	13	0							
J. Taylor	3	49	16.3	35	1	R. Nattiel	1	28	28.0	28	0	R. Nattiel	1	28	28.0	28	0							
M. Sherrard	1	13	13.0	13	0	M. Bratton	1	14	14.0	14	0	M. Bratton	1	14	14.0	14	0							
W. Walls	1	9	9.0	9	0	S. Winder	1	7	7.0	7	0	S. Winder	1	7	7.0	7	0							
B. Jones	1	7	7.0	7	1	C. Kay	1	6	6.0	6	0	C. Kay	1	6	6.0	6	0							
H. Sydney	1	7	7.0	7	0																			
J. Williams	1	7	7.0	7	0																			
TOTAL	24	317	13.2	38	5	TOTAL	11	136	12.4	28	0													
INTERCEPTIONS	NO	YDS	AVG	LG	TD	INTERCEPTIONS	NO	YDS	AVG	LG	TD	INTERCEPTIONS	NO	YDS	AVG	LG	TD							
M. Walter	1	4	4.0	4	0																			
C. Brooks	1	38	38.0	38	0																			
TOTAL	2	42	21.0	38	0	TOTAL	0	0	0.0	—	0													
PUNTING	NO	YDS	AVG	NET	TB	IN20	LG	PUNTING	NO	YDS	AVG	NET	TB	IN20	LG	PUNTING	NO	YDS	AVG	NET	TB	IN20	LG	
B. Helton	4	158	39.5	36.8	0	2	47	M. Horan	6	231	38.5	32.2	0	0	4									
TOTAL	4	158	39.5	36.8	0	2	47	TOTAL	6	231	38.5	32.2	0	0	4									
PUNT RETURNS	NO	YDS	AVG	FC	LG	TD	PUNT RETURNS	NO	YDS	AVG	FC	LG	TD	PUNT RETURNS	NO	YDS	AVG	FC	LG	TD				
J. Taylor	3	38	12.7	2	17	0	V. Johnson	2	11	5.5	1	7	0											
(OUT OF BOUNDS)	1	0	0.0	0	—	0	(DOWNED)	1	0	0.0	0	—	0											
RETURNS	3	38	12.7	2	17	0	RETURNS	2	11	5.5	1	7	0											
KICKOFF RETURNS	NO	YDS	AVG	FC	LG	TD	KICKOFF RETURNS	NO	YDS	AVG	FC	LG	TD	KICKOFF RETURNS	NO	YDS	AVG	FC	LG	TD				
T. Flagler	3	49	16.3	0	22	0	D. Carrington	6	146	24.3	0	39	0											
							K. Bell	2	41	20.5	0	24	0											
							M. Bratton	1	9	9.0	0	9	0											
RETURNS	3	49	16.3	0	22	0	RETURNS	9	196	21.8	0	39	0											
San Francisco 49ers	Own	Opp.	Out	Denver Broncos	Own	Opp.	Out	San Francisco 49ers	Own	Opp.	Out	Denver Broncos	Own	Opp.	Out	San Francisco 49ers	Own	Opp.	Out	Denver Broncos	Own	Opp.	Out	
FUMBLES	Fum	Lost	Rec.	Yds	TD	FF	Rec.	Yds	TD	Bnds	Fumbles	Fum	Lost	Rec.	Yds	TD	Bnds	Fumbles	Fum	Lost	Rec.	Yds	TD	Bnds
K. Fagan	0	0	0	0	0	1	0	0	0	0	B. Humphrey	1	1	0	0	0	0	0	0	0	0	0	0	0
C. Brooks	0	0	0	0	0	0	1	0	0	0	J. Elway	2	1	1	-1	0	0	0	0	0	0	0	0	0
D. Griffin	0	0	0	0	0	1	0	0	0	0														
D. Stubbs	0	0	0	0	0	0	1	15	0	0														
TOTAL	0	0	0	0	0	2	2	15	0	0	TOTAL	3	2	1	-1	0	0	0	0	0	0	0	0	0

FINAL TEAM STATISTICS													
	49ERS	BRONCOS		49ERS	BRONCOS								
TOTAL FIRST DOWNS	28	12	PUNTS Number and Average	4-39.5	6-38.5								
By Rushing	14	5	Had Blocked	0	0								
By Passing	14	6	FGs - PATs Had Blocked	0-0	0-0								
By Penalty	0	1	TOTAL RETURN YARDAGE (Not Including Kickoffs)	80	11								
THIRD DOWN EFFICIENCY	8-15-53%	3-11-27%	No. and Yards Punt Returns	3-38	2-11								
FOURTH DOWN EFFICIENCY	2-2-100%	0-0-0%	No. and Yards Kickoff Returns	3-49	9-196								
TOTAL NET YARDS	461	167	No. and Yards Interception Returns	2-42	0-0								
Total Offensive Plays (inc. times thrown passing)	77	52	PENALTIES Number and Yards	4-38	0-0								
Average gain per offensive play	6.0	3.2	FUMBLES Number and Lost	0-0	3-2								
NET YARDS RUSHING	144	64	TOUCHDOWNS	8	1								
Total Rushing Plays	44	17	Rushing	3	1								
Average gain per rushing play	3.3	3.8	Passing	5	0								
NET YARDS PASSING	317	103	EXTRA POINTS Made-Attempts	7-8	1-1								
Times thrown - yards lost attempting to pass	1-0	6-33	FIELD GOALS Made-Attempts	0-0	1-1								
Gross yards passing	317	136	SAFETIES	0	0								
PASS ATTEMPTS-COMPLETIONS-HAD INTERCEPTED	32-24-0	29-11-2	FINAL SCORE	55	10								
Average gain per pass play (inc. # thrown passing)	9.6	2.9	TIME OF POSSESSION	39:31	20:29								
KICKOFFS Number-In End Zone-Touchbacks	9-3-0	3-0-0											

BRONCOS DEFENSIVE STATISTICS																	
(based on unofficial press box statistics)																	
PLAYER	UT	A	TT	S-YDS	I-YDS	PD	FF	FR	PLAYER	UT	A	TT	S-YDS	I-YDS	PD	FF	FR
T. Braxton	8	0	8	1-0	0-0	2	0	0	M. Brooks	3	0	3	0-0	0-0	0	0	0
S. Atwater	4	4	8	0-0	0-0	0	0	0	A. Carreker	2	1	3	0-0	0-0	0	0	0
M. Munford	5	1	6	0-0	0-0	0	0	0	A. Townsend	2	1	3	0-0	0-0	0	0	0
R. Dennison	5	0	5	0-0	0-0	0	0	0	D. Carrington	2	0	2	0-0	0-0	0	0	0
S. Fletcher	5	0	5	0-0	0-0	0	0	0	W. Powers	2	0	2	0-0	0-0	0	0	0
W. Henderson	5	0	5	0-0	0-0	1	0	0	T. Lucas	1	1	2	0-0	0-0	0	0	0
S. Curtis	4	1	5	0-0	0-0	0	0	0	K. Corrington	1	0	1	0-0	0-0	0	0	0
G. Kragen	4	0	4	0-0	0-0	0	0	0	K. Mecklenburg	1	0	1	0-0	0-0	0	0	0
R. Holmes	3	1	4	0-0	0-0	0	0	0	TEAM TOTALS	58	13	71	1-0	0-0	3	0	0
D. Smith	1	3	4	0-0	0-0	0	0	0									



Denver 37, Cleveland 21

Sunday, Jan. 14, 1990 • 11:30 a.m. MST • Mile High Stadium • Denver

WEATHER: Sunny, 53°, Wind W 10 mph • ATTENDANCE: 76,005 • TIME: 3:28

1989 AFC Championship Game

The Denver Broncos won their third American Football Conference Championship in four years with a dynamic 37-21 victory over Cleveland before 76,005 fans at Mile High Stadium.

Broncos quarterback John Elway threw for 385 yards and three touchdowns, running back Sammy Winder tied a Denver postseason record with two touchdowns and strong safety Dennis Smith posted two of the Broncos' three interceptions. Denver also totaled 497 yards of offense, averaging 6.5 yards on 76 plays.

The Broncos took the opening kickoff and drove to the Cleveland 1, but on third down, Elway's pitch to running back Bobby Humphrey was fumbled and the Browns' Andrew Stewart recovered on the 8. With five minutes left in the first quarter, Smith picked off a Bernie Kosar pass and returned it to the Cleveland 32. Denver moved to the Cleveland 12 but had to settle for a 29-yard field goal by David Treadwell.

Neither team mounted scoring drives until the Broncos took possession on their own 18 with 6:54 left in the half. On first down, Elway hit wide receiver Mark Jackson for 12 yards, and three plays later he connected with wide receiver Michael Young for a 70-yard touchdown that put Denver ahead 10-0 at the half.

The Browns took the opening kickoff of the second half and drove 70 yards in eight plays, scoring on a 27-yard pass from Kosar to Brian Brennan. Denver roared right back on its next possession, going 80 yards in six plays and scoring on a 5-yard pass from Elway to tight end Orson Mobley on a drive sparked by a 53-yard Young reception.

The Broncos began their next possession at their 40-yard line and, buoyed by a 25-yard run by Elway, covered 60 yards in six plays and scored on a 7-yard run by Winder, making the score 24-7 late in the third quarter.

The Browns needed just six plays to go 72 yards and score on a 10-yard Kosar-to-Brennan pass, and two plays into Denver's next drive, Cleveland's Felix Wright recovered a Denver fumble and returned it to the Broncos' 1. On second down, Tim Manoa barreled in from the 2, cutting Denver's lead to 24-21 with one second left in the third quarter.

The Broncos shut out the Browns in the fourth quarter while posting 13 points of their own. A 39-yard touchdown grab by Winder along with two Treadwell field goals accounted for Denver's final points of the afternoon.

OFFICIALS:

Referee — Dick Hantak (105); **Umpire** — Art Demmas (78); **Line Judge** — Bill Reynolds (53); **Side Judge** — Nate Jones (97); **Head Linesman** — Dale Williams (8); **Back Judge** — Paul Baetz (22); **Field Judge** — Jack Vaughan (93).

DENVER BRONCOS

OFFENSE

WR 82 V. Johnson
LT 60 G. Perry
LG 66 J. Juriga
C 72 K. Kartz
RG 67 D. Widell
RT 76 K. Lanier
TE 87 P. Kelly
WR 80 M. Jackson
QB 7 J. Elway
FB 32 M. Bratton
RB 26 B. Humphrey

DEFENSE

LE 92 A. Carreker
NT 71 G. Kragen
RE 90 R. Holmes
LOLB 56 M. Brooks
LILB 55 R. Dennison
RILB 77 K. Mecklenburg
ROLB 73 S. Fletcher
LCB 34 T. Braxton
RCB 24 W. Henderson
SS 49 D. Smith
FS 27 S. Atwater

BRONCOS SUBSTITUTIONS: P 2 M. Horan, QB 8 G. Kubiak, K 9 D. Treadwell, RB 23 S. Winder, S 25 K. Corrington, CB 29 D. Carrington, RB 30 S. Sewell, RB 35 K. Bell, CB 36 M. Haynes, S 48 R. Robbins, LB 51 M. Munford, G/C 54 K. Bishop, LB 58 S. Curtis, LB 59 T. Lucas, DE/NT 61 A. Townsend, G 65 M. Smith, DE/NT 68 B. Henke, WR 83 M. Young, WR 84 R. Nattiel, TE 88 C. Kay, TE 89 O. Mobley, DE 91 W. Powers, LB 97 B. Klosterman. **INACTIVE:** RB 40 J. Alexander, C 57 M. Ruether.

CLEVELAND BROWNS

OFFENSE

WR 84 W. Slaughter
LT 74 P. Farren
LG 68 T. Banker
C 73 G. Rakoczy
RG 66 T. Jones
RT 63 C. Risien
TE 82 O. Newsome
WR 88 R. Langhorne
QB 19 B. Kosar
RB 21 E. Metcalf
FB 34 K. Mack

DEFENSE


LDE 60 A. Baker
LDT 78 C. Hairston
RDT 92 M. Perry
RDE 97 R. Banks
LLB 57 C. Matthews
MLB 59 M. Johnson
RLB 56 D. Grayson
LCB 31 F. Minnifield
RCB 29 H. Dixon
SS 22 F. Wright
FS 30 T. Gash

BROWNS SUBSTITUTIONS: K 9 M. Bahr, QB 10 M. Pagel, P 15 B. Wagner, CB 23 M. Harper, RB 26 K. Jones, RB 33 M. Oliphant, RB 35 B. Redden, S 40 K. Kramer, FB 42 T. Manoa, S 49 R. Lyons, LB 50 V. Waiters, LB 51 E. Johnson, LB 58 C. Charlton, C 64 T. Baugh, DE 71 T. Gibson, DL 75 C. Pike, T 77 R. Bolden, WR 85 L. Tillman, WR 86 B. Brennan, TE 87 R. Middleton, WR 89 G. McNeil, DE 96 A. Stewart. **DID NOT PLAY:** DB 24 T. Blaylock. **INACTIVE:** T 70 K. Simons, T 72 K. Robbins.

		1	2	3	4	OT	TOTAL	FIELD GOALS (made () & missed)		
VISITOR	Cleveland Browns	0	0	21	0	—	21			
HOME	Denver Broncos	3	7	14	13	—	37	D. Treadwell (29) 54B (34) (31)		
Team	Qtr	Clock Time	PLAY DESCRIPTION (Extra Point) (Drive Info)					SCORE		
BRONCOS	1	12:59	D. Treadwell 29 yd. Field Goal (5-20, 2:46)					0	3	
BRONCOS	2	9:03	M. Young 70 yd. pass from J. Elway (D. Treadwell, kick) (4-82, 0:57)					0	10	
BROWNS	3	3:19	B. Brennan 27 yd. pass from B. Kosar (M. Bahr, kick) (8-70, 3:19)					7	10	
BRONCOS	3	7:00	O. Mobley 5 yd. pass from J. Elway (D. Treadwell, kick) (6-80, 3:41)					7	17	
BRONCOS	3	10:41	S. Winder 7 yd. run (D. Treadwell, kick) (6-60, 2:41)					7	24	
BROWNS	3	12:48	B. Brennan 10 yd. pass from B. Kosar (M. Bahr, kick) (6-72, 2:07)					14	24	
BROWNS	3	14:59	T. Manoa 2 yd. run (M. Bahr, kick) (2-1, 1:12)					21	24	
BRONCOS	4	2:25	S. Winder 39 yd. pass from J. Elway (D. Treadwell, kick) (6-80, 2:26)					21	31	
BRONCOS	4	6:38	D. Treadwell 34 yd. Field Goal (7-22, 3:48)					21	34	
BRONCOS	4	13:00	D. Treadwell 31 yd. Field Goal (10-34, 6:50)					21	37	

FINAL INDIVIDUAL STATISTICS																					
Cleveland Browns									Denver Broncos												
RUSHING	ATT	YDS	AVG	LG	TD	RUSHING	ATT	YDS	AVG	LG	TD										
K. Mack	6	36	6.0	19	0	J. Elway	5	39	7.8	25	0										
B. Kosar	2	22	11.0	16	0	S. Winder	21	37	1.8	9	1										
T. Manoa	2	5	2.5	3	1	B. Humphrey	8	23	2.9	9	0										
E. Metcalf	3	4	1.3	2	0	S. Sewell	4	17	4.3	12	0										
R. Langhorne	1	-1	-1.0	-1	0	M. Bratton	1	4	4.0	4	0										
TOTAL	14	66	4.7	19	1	TOTAL	39	120	3.1	25	1										
PASSING	ATT	CMP	YDS	TKD/YD	TD	LG	IN	Rtg.	PASSING	ATT	CMP	YDS	TKD/YD	TD	LG	IN	Rtg.				
B. Kosar	44	19	210	4/20	2	27	3	44.7	J. Elway	36	20	385	1/8	3	70	0	120.7				
TOTAL	44	19	210	4/20	2	27	3	44.7	TOTAL	36	20	385	1/8	3	70	0	120.7				
PASS RECEIVING		NO	YDS	AVG	LG	TD	PASS RECEIVING														
R. Langhorne		5	78	15.6	27	0	V. Johnson		7	91	13.0	23	0								
B. Brennan		5	58	11.6	27	2	S. Sewell		3	55	18.3	43	0								
W. Slaughter		3	36	12.0	16	0	M. Young		2	123	61.5	70	1								
K. Mack		2	8	4.0	5	0	S. Winder		2	39	19.5	39	1								
E. Metcalf		2	7	3.5	4	0	M. Jackson		2	25	12.5	13	0								
L. Tillman		1	15	15.0	15	0	O. Mobley		2	22	11.0	17	1								
T. Manoa		1	8	8.0	8	0	B. Humphrey		1	23	23.0	23	0								
							M. Bratton		1	7	7.0	7	0								
TOTAL		19	210	11.1	27	2	TOTAL		20	385	19.3	70	3								
INTERCEPTIONS		NO	YDS	AVG	LG	TD	INTERCEPTIONS														
							D. Smith		2	13	6.5	9	0								
							K. Corrington		1	1	1.0	1	0								
TOTAL		0	0	0.0	—	0	TOTAL		3	14	4.7	9	0								
PUNTING	NO	YDS	AVG	NET	TB	IN20	LG	PUNTING	NO	YDS	AVG	NET	TB	IN20	LG						
B. Wagner	8	338	42.3	35.3	1	1	52	M. Horan	5	232	46.4	37.0	2	1	61						
TOTAL	8	338	42.3	35.3	1	1	52	TOTAL	5	232	46.4	37.0	2	1	61						
PUNT RETURNS	NO	YDS	AVG	FC	LG	TD	PUNT RETURNS														
G. McNeil	1	7	7.0	1	7	0	V. Johnson	4	36	9.0	0	11	0								
(DOWNED)	1	0	0.0	0	—	0	(DOWNED)	3	0	0.0	0	—	0								
(TOUCHBACK)	2	0	0.0	0	—	0	(TOUCHBACK)	1	0	0.0	0	—	0								
RETURNS	1	7	7.0	1	7	0	RETURNS	4	36	9.0	0	11	0								
KICKOFF RETURNS	NO	YDS	AVG	FC	LG	TD	KICKOFF RETURNS														
E. Metcalf	6	118	19.7	0	28	0	(TOUCHBACK)	4	0	0.0	0	—	0								
K. Jones	1	12	12.0	0	12	0															
(TOUCHBACK)	1	0	0.0	0	—	0															
RETURNS	7	130	18.6	0	28	0	RETURNS	0	0	0.0	0	—	0								
Cleveland Browns	Own			Opp.			Out			Denver Broncos	Own			Opp.			Out				
FUMBLES	Fum	Lost	Rec.	Yds	TD	FF	Rec.	Yds	TD	Bnds	FUMBLES	Fum	Lost	Rec.	Yds	TD	FF	Rec.	Yds	TD	Bnds
A. Stewart	0	0	0	0	0	0	1	0	0	0	J. Elway	1	1	0	-6	0	0	0	0	0	0
K. Mack	2	0	1	0	0	0	0	0	0	0	M. Bratton	1	1	0	0	0	0	0	0	0	0
B. Kosar	1	0	2	0	0	0	0	0	0	0											
F. Wright	0	0	0	0	0	0	1	27	0	0											
TOTAL	3	0	3	0	0	0	2	27	0	0	TOTAL	2	2	0	-6	0	0	0	0	0	0

FINAL TEAM STATISTICS							
		BROWNS	BRONCOS			BROWNS	BRONCOS
TOTAL FIRST DOWNS		14	22	PUNTS Number and Average		8-42.3	5-46.4
By Rushing		3	6	Had Blocked		0	0
By Passing		11	14	FGs – PATs Had Blocked		0-0	1-0
By Penalty		0	2	TOTAL RETURN YARDAGE (Not Including Kickoffs)		7	50
THIRD DOWN EFFICIENCY		3-13-23%	9-18-50%	No. and Yards Punt Returns		1-7	4-36
FOURTH DOWN EFFICIENCY		0-1-0%	0-0-0%	No. and Yards Kickoff Returns		7-130	0-0
TOTAL NET YARDS		256	497	No. and Yards Interception Returns		0-0	3-14
Total Offensive Plays (inc. times thrown passing)		62	76	PENALTIES Number and Yards		8-55	1-5
Average gain per offensive play		4.1	6.5	FUMBLES Number and Lost		3-0	2-2
NET YARDS RUSHING		66	120	TOUCHDOWNS		3	4
Total Rushing Plays		14	39	Rushing		1	1
Average gain per rushing play		4.7	3.1	Passing		2	3
NET YARDS PASSING		190	377	Returns		0	0
Times thrown – yards lost attempting to pass		4-20	1-8	EXTRA POINTS Made-Attempts		3-3	4-4
Gross yards passing		210	385	FIELD GOALS Made-Attempts		0-0	3-4
PASS ATTEMPTS-COMPLETIONS-HAD INTERCEPTED		44-19-3	36-20-0	SAFETIES		0	0
Average gain per pass play (inc. # thrown passing)		4.0	10.2	FINAL SCORE		21	37
KICKOFFS Number-In End Zone-Touchbacks		4-4-4	8-1-1	TIME OF POSSESSION		23:07	36:53



Denver 24, Pittsburgh 23

Sunday, Jan. 7, 1990 • 2 p.m. MST • Mile High Stadium • Denver

WEATHER: Sunny, 55°, Wind W 6 mph • ATTENDANCE: 75,868 • TIME: 2:57

1989 AFC Divisional Playoff Game

The Denver Broncos advanced to their third AFC Championship Game in four years with a come-from-behind 24-23 victory against the Steelers before 75,868 fans at Mile High Stadium. Although Pittsburgh held the upper hand in total yards (404 to 364) and time of possession (34:14 to 25:46), Denver was able to mount a late fourth-quarter drive and score the winning touchdown with just 2:27 remaining.

The Steelers took the opening kickoff and drove 65 yards in 13 plays, scoring on a 32-yard Gary Anderson field goal. Following a 45-yard run by Merrill Hoge and a 33-yard Bubby Brister-to-Tim Worley pass play, the Steelers were knocking on the door again and scored three plays later on a 7-yard run by Hoge. The score put Pittsburgh ahead 10-0 with 1:38 gone in the second quarter.

The Broncos took their first possession of the second quarter and drove 75 yards in 12 plays to score on a 1-yard plunge by running back Mel Bratton on third-and-goal. The Steelers bounced back, traveling 77 yards in 12 plays to score on a 9-yard pass from Brister to wide receiver Louis Lipps. The Broncos got the ball back on their own 33 with 20 seconds left in the half. Two Elway passes put Denver at the Pittsburgh 26 with two seconds left, setting up David Treadwell's 43-yard field goal that pulled Denver within 17-10 at halftime.

Early in the third quarter, Denver nose tackle Greg Kragen forced a Tim Worley fumble that cornerback Tyrone Braxton recovered for the Broncos on the Steelers' 37-yard line. On first down, Elway found wide receiver Vance Johnson for a touchdown to tie the score at 17. Pittsburgh's next two possessions ended in Anderson field goals, and the Steelers held a 23-17 lead in the early stages of the fourth quarter.

After an exchange of punts, the Broncos took possession on their own 29 with 7:06 left in the game. Elway connected with Jackson for 18 yards and then handed off to running back Bobby Humphrey, who pitched the ball back to Elway, setting up his 36-yard strike to Johnson that gave Denver a first down on the Steelers' 26. Humphrey ran on the next four plays, gaining 24 yards and taking the ball to the 2. On third-and-goal from the 1, Bratton scored again and Treadwell's extra point gave Denver its first lead of the game with 2:27 left in regulation.

Pittsburgh got the ball on its own 20, but on third down Brister's signals were drowned out by the crowd and he mishandled the snap. Randy Robbins recovered for Denver on the Pittsburgh 18, and the Broncos were able to run out the clock.

OFFICIALS:

Referee — Gene Barth (14); **Umpire** — Dave Hamilton (42); **Line Judge** — Ron Blum (83); **Side Judge** — Gene Austin (34); **Head Linesman** — Ron Phares (10); **Back Judge** — Louis Richard (68); **Field Judge** — Bobby Skelton (73).

DENVER BRONCOS

OFFENSE

WR 82 V. Johnson
LT 60 G. Perry
LG 66 J. Juriga
C 72 K. Kartz
RG 67 D. Widell
RT 76 K. Lanier
TE 89 O. Mobley
WR 80 M. Jackson
QB 7 J. Elway
FB 32 M. Bratton
RB 26 B. Humphrey

DEFENSE

LE 92 A. Carreker
NT 71 G. Kragen
RE 90 R. Holmes
LOLB 56 M. Brooks
LILB 51 M. Munford
RILB 77 K. Mecklenburg
ROLB 73 S. Fletcher
LCB 34 T. Braxton
RCB 24 W. Henderson
SS 49 D. Smith
FS 27 S. Atwater

BRONCOS SUBSTITUTIONS: P 2 M. Horan, QB 8 G. Kubiak, K 9 D. Treadwell, RB 23 S. Winder, S 25 K. Corrington, CB 29 D. Carrington, RB 30 S. Sewell, RB 35 K. Bell, CB 36 M. Haynes, S 48 R. Robbins, G/C 54 K. Bishop, LB 55 R. Dennison, LB 58 S. Curtis, LB 59 T. Lucas, DE/NT 61 A. Townsend, G 65 M. Smith, DE/NT 68 B. Henke, WR 83 M. Young, WR 84 R. Nattiel, TE 87 P. Kelly, TE 88 C. Kay, DE 91 W. Powers, LB 97 B. Klosterman. **INACTIVE:** RB 40 J. Alexander, C 57 M. Ruether.

PITTSBURGH STEELERS

OFFENSE

WR 87 W. Thompson
LT 65 J. Jackson
LG 79 J. Reinstra
C 63 D. Dawson
RG 74 T. Long
RT 62 T. Ilkin
TE 84 M. Mularkey
WR 83 L. Lipps
QB 6 B. Brister
FB 33 M. Hoge
RB 38 T. Worley

DEFENSE

LE 93 K. Willis
NT 98 G. Williams
RE 78 T. Johnson
LOLB 53 B. Hinkle
LILB 50 D. Little
RILB 54 H. Nickerson
ROLB 95 G. Lloyd
LCB 49 D. Woodruff
RCB 26 R. Woodson
SS 37 C. Lake
FS 27 T. Everett

STEELERS SUBSTITUTIONS: K 1 G. Anderson, P 18 H. Newsome, RB 20 D. Stone, CB 22 L. Griffin, RB 23 T. Tyrell, CB 25 D. Arnold, CB 35 D. Hall, RB 40 R. Wilkerson, CB 44 D. Johnson, LB 55 T. Simien, G 60 B. Blakenship, NT 68 L. Freeman, T 71 T. Ricketts, G/T 73 C. Wolfley, WR 80 M. Stock, TE 85 T. O'Shea, LB 90 T. Stowe, LB 91 J. Williams, DE 97 A. Jones, LB 92 J. Olsavsky. **DID NOT PLAY:** QB 11 R. Strom, C 51 C. Lanza, WR 82 D. Hill. **INACTIVE:** QB 14 T. Blackledge, WR 88 J. Johnson.

		1	2	3	4	OT	TOTAL	FIELD GOALS (made () & missed)	
VISITOR	Pittsburgh Steelers	3	14	3	3	—	23	G. Anderson	(32) (35) (32)
HOME	Denver Broncos	0	10	7	7	—	24	D. Treadwell	(43)
Team	Qtr	Clock Time	PLAY DESCRIPTION (Extra Point) (Drive Info)				SCORE		
STEELERS	1	7:47	G. Anderson 32 yd. Field Goal (13-65, 7:47)				3	0	
STEELERS	2	1:38	M. Hoge 7 yd. run (G. Anderson, kick) (5-93, 2:27)				10	0	
BRONCOS	2	8:38	M. Bratton 1 yd. run (D. Treadwell, kick) (12-75, 7:00)				10	7	
STEELERS	2	14:34	L. Lipps 9 yd. pass from B. Brister (G. Anderson, kick) (12-77, 5:56)				17	7	
BRONCOS	2	15:00	D. Treadwell 43 yd. Field Goal (3-41, 0:26)				17	10	
BRONCOS	3	1:58	V. Johnson 37 yd. pass from J. Elway (D. Treadwell, kick) (1-37, 0:07)				17	17	
STEELERS	3	7:26	G. Anderson 35 yd. Field Goal (10-62, 5:28)				20	17	
STEELERS	4	0:07	G. Anderson 32 yd. Field Goal (10-34, 5:54)				23	17	
BRONCOS	4	12:33	M. Bratton 1 yd. run (D. Treadwell, kick) (9-71, 4:39)				23	24	

FINAL INDIVIDUAL STATISTICS																			
Pittsburgh Steelers									Denver Broncos										
RUSHING	ATT	YDS	AVG	LG	TD				RUSHING	ATT	YDS	AVG	LG	TD					
M. Hoge	16	120	7.5	45	1				B. Humphrey	18	85	4.7	17	0					
T. Worley	13	50	3.8	19	0				J. Elway	7	44	6.3	32	0					
B. Brister	2	4	2.0	4	0				S. Sewell	1	6	6.0	6	0					
L. Lipps	1	1	1.0	1	0				M. Bratton	4	3	0.8	1	2					
									S. Winder	1	0	0.0	0	0					
TOTAL	32	175	5.5	45	1				TOTAL	31	138	4.5	32	2					
PASSING	ATT	CMP	YDS	TKD/YD	TD	LG	IN	Rtg.	PASSING	ATT	CMP	YDS	TKD/YD	TD	LG	IN	Rtg.		
B. Brister	29	19	229	0/0	1	33	0	101.1	J. Elway	20	12	239	1/13	1	51	1	97.7		
TOTAL	29	19	229	0/0	1	33	0	101.1	TOTAL	20	12	239	1/13	1	51	1	97.7		
PASS RECEIVING	NO	YDS	AVG	LG	TD				PASS RECEIVING	NO	YDS	AVG	LG	TD					
M. Hoge	8	60	7.5	19	0				M. Jackson	5	111	22.2	51	0					
L. Lipps	3	29	9.7	11	1				V. Johnson	3	85	28.3	37	1					
D. Stone	3	18	9.0	11	0				M. Young	2	22	11.0	12	0					
M. Mularkey	2	36	18.0	25	0				R. Nattiel	1	15	15.0	15	0					
T. Worley	1	33	33.0	33	0				B. Humphrey	1	6	6.0	6	0					
M. Stock	1	30	30.0	30	0														
W. Thompson	1	23	23.0	23	0														
TOTAL	19	229	12.1	33	1				TOTAL		12	239	19.9	51	1				
INTERCEPTIONS	NO	YDS	AVG	LG	TD				INTERCEPTIONS	NO	YDS	AVG	LG	TD					
T. Everett	1	26	26.0	26	0														
TOTAL	1	26	26.0	26	0				TOTAL	0	0	0.0	—	0					
PUNTING	NO	YDS	AVG	NET	TB	IN20	LG		PUNTING	NO	YDS	AVG	NET	TB	IN20	LG			
H. Newsome	2	86	43.0	40.0	0	0	50		M. Horan	3	133	44.3	37.7	1	2	55			
									J. Elway	1	17	17.0	17.0	0	1	17			
TOTAL	2	86	43.0	40.0	0	0	50		TOTAL	4	150	37.5	32.5	1	3	55			
PUNT RETURNS	NO	YDS	AVG	FC	LG	TD				PUNT RETURNS	NO	YDS	AVG	FC	LG	TD			
R. Woodson	0	0	0.0	1	0	0				V. Johnson	1	6	6.0	1	6	0			
(DOWNED)	2	0	0.0	0	—	0													
(TOUCHBACK)	1	0	0.0	0	—	0													
RETURNS	0	0	0.0	1	0	0				RETURNS	1	6	6.0	1	6	0			
KICKOFF RETURNS	NO	YDS	AVG	FC	LG	TD				KICKOFF RETURNS	NO	YDS	AVG	FC	LG	TD			
R. Woodson	2	33	16.5	0	19	0				K. Bell	2	62	31.0	0	31	0			
(TOUCHBACK)	2	0	0.0	0	—	0				D. Carrington	2	51	25.5	0	27	0			
										M. Bratton	1	6	6.0	0	6	0			
										(TOUCHBACK)	1	0	0.0	0	—	0			
RETURNS	2	33	16.5	0	19	0				RETURNS	5	119	23.8	0	31	0			
Pittsburgh Steelers	Own			Opp.			Out			Denver Broncos	Own			Opp.			Out		
FUMBLES	Fum	Lost	Rec.	Yds	TD	FF	Rec.	Yds	TD	Bnds	FUMBLES	Fum	Lost	Rec.	Yds	TD	Bnds		
T. Worley	1	1	0	0	0	0	0	0	0	0	T. Braxton	0	0	0	0	0	0		
B. Brister	1	1	0	-2	0	0	0	0	0	0	V. Johnson	1	0	1	0	0	0		
											R. Robbins	0	0	0	0	0	0		
											G. Kragan	0	0	0	0	1	0		
TOTAL	2	2	0	-2	0	0	0	0	0	0	TOTAL	1	0	1	0	0	0		

FINAL TEAM STATISTICS													
STEELERS							BRONCOS						
TOTAL FIRST DOWNS							19						
By Rushing							7						
By Passing							12						
By Penalty							0						
THIRD DOWN EFFICIENCY							9-15-60%						
FOURTH DOWN EFFICIENCY							0-0-0%						
TOTAL NET YARDS							404						
Total Offensive Plays (inc. times thrown passing)							61						
Average gain per offensive play							6.6						
NET YARDS RUSHING							175						
Total Rushing Plays							32						
Average gain per rushing play							5.5						
NET YARDS PASSING							229						
Times thrown – yards lost attempting to pass							0-0						
Gross yards passing							229						
PASS ATTEMPTS-COMPLETIONS-HAD INTERCEPTED							29-19-0						
Average gain per pass play (inc. # thrown passing)							7.9						
KICKOFFS Number-In End Zone-Touchbacks							6-1-1						
PUNTS Number and Average							2-43.0						
Had Blocked							0						
FGs – PATs Had Blocked							0-0						
TOTAL RETURN YARDAGE (Not Including Kickoffs)							26						
No. and Yards Punt Returns							0-0						
No. and Yards Kickoff Returns							2-33						
No. and Yards Interception Returns							1-26						
PENALTIES Number and Yards							8-50						
FUMBLES Number and Lost							2-2						
TOUCHDOWNS							2						
Rushing							1						
Passing							1						
Returns							0						
EXTRA POINTS Made-Attempts							2-2						
FIELD GOALS Made-Attempts							3-3						
SAFETIES							0						
FINAL SCORE							23						
TIME OF POSSESSION							34:14						

BRONCOS DEFENSIVE STATISTICS																	
(based on unofficial press box statistics)																	
PLAYER	UT	A	TT	S-YDS	I-YDS	PD	FF	FR	PLAYER	UT	A	TT	S-YDS	I-YDS	PD	FF	FR
M. Brooks	6	3	9	0-0	0-0	0	0	0	M. Munford	1	1	2	0-0	0-0	0	0	0
G. Kragen	6	3	9	0-0	0-0	0	1	0	S. Fletcher	1	0	1	0-0	0-0	1	0	0
S. Atwater	6	0	6	0-0	0-0	0	0	0	R. Robbins	1	0	1	0-0	0-0	0	0	1
R. Holmes	5	0	5	0-0	0-0	0	0	0	D. Carrington	0	0	0	0-0	0-0	0	0	0
D. Smith	4	1	5	0-0	0-0	0	0	0	K. Corrington	0	0	0	0-0	0-0	0	0	0
K. Mecklenburg	4	0	4	0-0	0-0	0	0	0	T. Lucas	0	0	0	0-0	0-0	0	0	0
T. Braxton	3	0	3	0-0	0-0	0	0	1	B. Klosterman	0	0	0	0-0	0-0	0	0	0
R. Dennison	2	1	3	0-0	0-0	0	0	0	W. Powers	0	0	0	0-0	0-0	0	0	0
A. Carreker	2	0	2	0-0	0-0	0	0	0	TEAM TOTALS	45	9	54	0-0	0-0	1	1	2
W. Henderson	2	0	2	0-0	0-0	0	0	0									



Washington 42, Denver 10

Sunday, Jan. 31, 1988 • 3:20 p.m. PST • Jack Murphy Stadium • San Diego

WEATHER: Mostly Cloudy, 61°, Wind SW 5 mph • ATTENDANCE: 73,302 • TIME: 3:40

Super Bowl XXII



The Washington Redskins scored 35 points in the second quarter to power their way to a 42-10 victory against the Denver Broncos in Super Bowl XXII at Jack Murphy Stadium in San Diego in front of 73,302 fans.

Super Bowl MVP Doug Williams of Washington completed 18-of-29 passes for 340 yards with four touchdowns while running back Timmy Smith gained 204 yards on 22 carries, scoring twice, and wide receiver Ricky Sanders caught nine passes for 193 yards (21.4 avg.) with two touchdowns.

The Broncos took an early lead on their first play from scrimmage, a 56-yard pass from John Elway to Ricky Nattiel that occurred with 1:57 gone in the game. Denver's next possession stalled at the Redskins' 7-yard line, but Rich Karlis put the Broncos up 10-0 with a 24-yard field goal.

In the second quarter, however, Denver's dreams of a World Championship were blown apart by the Redskins. On Washington's first play of the quarter, Williams and Sanders connected for an 80-yard touchdown pass to bring the score to 10-7. The Redskins took the lead for good on the fifth play of their next possession when Williams found Gary Clark for a 27-yard touchdown.

Denver got as far as the Washington 26 on its next drive, but Karlis' 43-yard field goal attempt sailed wide left. Two plays later, Smith scored on a 58-yard run to increase the Washington lead to 21-10. The Redskins' next possession ended with a 50-yard Williams-to-Sanders touchdown pass, and minutes later, Williams and Clint Didier combined for an 8-yard touchdown pass to give the Redskins a 35-10 lead at halftime.

The Broncos could move only as far as the Redskins' 48-yard line in the second half, and Washington closed out the scoring late in the game on a 4-yard run by Smith.

The Redskins finished with 602 total yards, including the 340 passing yards from Williams. Their defense limited Denver to 327 total yards while holding Elway to just 14-of-38 passing for 257 yards and intercepting him three times. The Broncos were only able to total 97 rushing yards in the game and were held to 2-of-12 (16.7%) success on third downs.

OFFICIALS:

Referee — Bob McElwee (95); **Umpire** — Al Conway (27); **Line Judge** — Jack Fette (39); **Side Judge** — Don Wedge (28); **Head Linesman** — Dale Hamer (104); **Back Judge** — Al Jury (106); **Field Judge** — Johnny Grier (23).

DENVER BRONCOS

OFFENSE

WR 80 M. Jackson
LT 70 D. Studdard
LG 54 K. Bishop
C 62 M. Freeman
RG 79 S. Humphries
RT 76 K. Lanier
TE 88 C. Kay
QB 7 J. Elway
RB 23 S. Winder
RB 33 G. Lang
WR 84 R. Nattiel

DEFENSE

LE 61 A. Townsend
NT 71 G. Kragen
RE 75 R. Jones
LOLB 73 S. Fletcher
LILB 77 K. Mecklenburg
RILB 98 R. Hunley
ROLB 50 J. Ryan
LCB 36 M. Haynes
RCB 45 S. Wilson
SS 31 D. Smith
FS 22 T. Lilly

BRONCOS SUBSTITUTIONS: P 2 M. Horan, K 3 R. Karlis, QB 8 G. Kubiak, RB 24 T. Boddie, DB 27 K. Clark, CB 28 J. Castille, RB 30 S. Sewell, CB 34 T. Braxton, RB 35 K. Bell, DB 38 B. Plummer, RB 46 B. Micho, S 48 R. Robbins, LB 55 R. Dennison, LB 56 M. Brooks, LB 59 T. Lucas, DE 65 W. Bowyer, C 72 K. Kartz, WR 81 S. Watson, WR 82 V. Johnson, TE 89 O. Mobley, DE 90 F. Gilbert, LB 97 B. Klosterman. **DID NOT PLAY:** C 68 L. Lee.

WASHINGTON REDSKINS

OFFENSE

WR 87 G. Clark
LT 66 J. Jacoby
LG 63 R. McKenzie
C 53 J. Bostic
RG 69 R. C. Theilemann
RT 73 M. May
TE 86 C. Didier
TE 85 D. Warren
QB 17 D. Williams
RB 38 T. Smith
WR 83 R. Sanders

DEFENSE

LE 71 C. Mann
LT 65 D. Butz
RT 77 D. Grant
RE 72 D. Manley
LLB 55 M. Kaufman
MLB 52 N. Olkewicz
RLB 51 M. Coleman
LCB 28 D. Green
RCB 23 T. Bowles
SS 45 B. Wilburn
FS 40 A. Walton

REDSKINS SUBSTITUTIONS: K 6 A. Haji-Sheikh, QB 10 J. Schroeder, P 12 S. Cox, RB 24 K. Bryant, RB 29 R. Branch, S 31 C. Vaughn, CB 32 V. Dean, CB 34 B. Davis, RB 35 K. Griffin, RB 38 G. Rogers, CB 46 D. Woodberry, LB 50 R. Caldwell, LB 54 K. Gouveia, LB 57 R. Milot, G 61 R. Kehr, DE 64 S. Hamilton, G 68 R. Grimm, DE 74 M. Koch, DT 78 D. Hamel, WR 80 E. Yarber, WR 81 A. Monk, TE 82 A. Jones, TE 87 T. Orr.

		1	2	3	4	OT	TOTAL	FIELD GOALS (made () & missed)	
VISITOR	Washington Redskins	0	35	0	7	—	42	A. Haji-Sheikh	46HU
HOME	Denver Broncos	10	0	0	0	—	10	R. Karlis	(24) 43WL
Team	Qtr	Clock Time	PLAY DESCRIPTION (Extra Point) (Drive Info)				SCORE		
							Visitor	Home	
BRONCOS	1	1:57	R. Nattiel 56 yd. pass from J. Elway (R. Karlis, kick) (1-56, 0:08)				0	7	
BRONCOS	1	5:51	R. Karlis 24 yd. Field Goal (7-61, 2:05)				0	10	
REDSKINS	2	0:53	R. Sanders 80 yd. pass from D. Williams (A. Haji-Sheikh, kick) (1-80, 0:10)				7	10	
REDSKINS	2	4:45	G. Clark 27 yd. pass from D. Williams (A. Haji-Sheikh, kick) (5-64, 2:44)				14	10	
REDSKINS	2	8:33	T. Smith 58 yd. run (A. Haji-Sheikh, kick) (2-74, 0:51)				21	10	
REDSKINS	2	11:18	R. Sanders 50 yd. pass from D. Williams (A. Haji-Sheikh, kick) (3-60, 0:52)				28	10	
REDSKINS	2	13:56	C. Didier 8 yd. pass from D. Williams (A. Haji-Sheikh, kick) (7-79, 1:10)				35	10	
REDSKINS	4	1:51	T. Smith 4 yd. run (A. Haji-Sheikh, kick) (4-68, 2:03)				42	10	

FINAL INDIVIDUAL STATISTICS																							
Washington Redskins									Denver Broncos														
RUSHING	ATT	YDS	AVG	LG	TD	RUSHING	ATT	YDS	AVG	LG	TD	RUSHING	ATT	YDS	AVG	LG	TD						
T. Smith	22	204	9.3	58	2	G. Lang	5	38	7.6	13	0	S. Lang	5	38	7.6	13	0						
K. Bryant	8	38	4.8	15	0	J. Elway	3	32	10.7	21	0	S. Elway	3	32	10.7	21	0						
G. Clark	1	25	25.0	25	0	S. Winder	8	30	3.8	13	0	S. Winder	8	30	3.8	13	0						
G. Rogers	5	17	3.4	5	0	S. Sewell	1	-3	-3.0	0	0	S. Sewell	1	-3	-3.0	0	0						
K. Griffin	1	2	2.0	2	0																		
D. Williams	2	-2	-1.0	0	0																		
R. Sanders	1	-4	-4.0	-4	0																		
TOTAL	40	280	7.0	58	2	TOTAL	17	97	5.7	21	0	TOTAL	17	97	5.7	21	0						
PASSING	ATT	CMP	YDS	TKD/YD	TD	LG	IN	Rtg.	PASSING	ATT	CMP	YDS	TKD/YD	TD	LG	IN	Rtg.						
D. Williams	29	18	340	1/10	4	80	1	127.9	J. Elway	38	14	257	5/50	1	56	3	36.8						
J. Schroeder	1	0	0	1/8	0	0	0	39.6	S. Sewell	1	1	23	0/0	0	23	0	118.8						
TOTAL	30	18	340	2/18	4	80	1	125.0	TOTAL	39	15	280	5/50	1	56	3	40.5						
PASS RECEIVING	NO	YDS	AVG	LG	TD	PASS RECEIVING	NO	YDS	AVG	LG	TD	PASS RECEIVING	NO	YDS	AVG	LG	TD						
R. Sanders	9	193	21.4	80	2	M. Jackson	4	76	19.0	32	0	S. Jackson	4	76	19.0	32	0						
G. Clark	3	55	18.3	27	1	S. Sewell	4	41	10.3	18	0	S. Sewell	4	41	10.3	18	0						
D. Warren	2	15	7.5	9	0	R. Nattiel	2	69	34.5	56	1	R. Nattiel	2	69	34.5	56	1						
A. Monk	1	40	40.0	40	0	C. Kay	2	38	19.0	27	0	C. Kay	2	38	19.0	27	0						
K. Bryant	1	20	20.0	20	0	S. Winder	1	26	26.0	26	0	S. Winder	1	26	26.0	26	0						
T. Smith	1	9	9.0	9	0	J. Elway	1	23	23.0	23	0	J. Elway	1	23	23.0	23	0						
C. Didier	1	8	8.0	8	1	G. Lang	1	7	7.0	7	0	G. Lang	1	7	7.0	7	0						
TOTAL	18	340	18.9	80	4	TOTAL	15	280	18.7	56	1	TOTAL	15	280	18.7	56	1						
INTERCEPTIONS	NO	YDS	AVG	LG	TD	INTERCEPTIONS	NO	YDS	AVG	LG	TD	INTERCEPTIONS	NO	YDS	AVG	LG	TD						
B. Wilburn	2	11	5.5	11	0	J. Castille	1	0	0.0	0	0	J. Castille	1	0	0.0	0	0						
B. Davis	1	0	0.0	0	0																		
TOTAL	3	11	3.7	11	0	TOTAL	1	0	0.0	0	0	TOTAL	1	0	0.0	0	0						
PUNTING	NO	YDS	AVG	NET	TB	IN20	LG	PUNTING	NO	YDS	AVG	NET	TB	IN20	LG	PUNTING	NO	YDS	AVG	NET	TB	IN20	LG
S. Cox	4	150	37.5	33.0	0	0	42	M. Horan	7	253	36.1	33.3	1	1	43	S. Cox	4	150	37.5	33.0	0	0	42
TOTAL	4	150	37.5	33.0	0	0	42	TOTAL	7	253	36.1	33.3	1	1	43	TOTAL	7	253	36.1	33.3	1	1	43
PUNT RETURNS	NO	YDS	AVG	FC	LG	TD	PUNT RETURNS	NO	YDS	AVG	FC	LG	TD	PUNT RETURNS	NO	YDS	AVG	FC	LG	TD			
D. Green	1	0	0.0	1	0	0	K. Clark	2	18	9.0	0	9	0	D. Green	1	0	0.0	1	0	0			
D. Yarber	0	0	0.0	1	—	0	(DOWNED)	2	0	0.0	0	—	0	D. Yarber	0	0	0.0	1	—	0			
(DOWNED)	4	0	0.0	0	—	0								(DOWNED)	4	0	0.0	0	—	0			
RETURNS	1	0	0.0	2	0	0	RETURNS	2	18	9.0	0	9	0	RETURNS	1	0	0.0	2	0	0			
KICKOFF RETURNS	NO	YDS	AVG	FC	LG	TD	KICKOFF RETURNS	NO	YDS	AVG	FC	LG	TD	KICKOFF RETURNS	NO	YDS	AVG	FC	LG	TD			
R. Sanders	3	46	15.3	0	16	0	K. Bell	5	88	17.6	0	21	0	R. Sanders	3	46	15.3	0	16	0			
RETURNS	3	46	15.3	0	16	0	RETURNS	5	88	17.6	0	21	0	RETURNS	3	46	15.3	0	16	0			
Washington Redskins Own	Opp.	Out	Washington Redskins Own	Opp.	Out	Denver Broncos Own	Opp.	Out	Washington Redskins Own	Opp.	Out	Denver Broncos Own	Opp.	Out	Washington Redskins Own	Opp.	Out						
FUMBLES	Fum	Lost	Rec.	Yds	TD	FF	Rec.	Yds	TD	Bnds	Fum	Lost	Rec.	Yds	TD	FF	Rec.	Yds	TD	Bnds			
R. Caldwell	0	0	1	0	0	0	0	0	0	0	B. Klosterman	0	0	0	0	0	1	0	0	0			
R. Sanders	1	0	0	0	0	0	0	0	0	0													
TOTAL	1	0	1	0	0	0	0	0	0	0	TOTAL	0	0	0	0	0	1	0	0	0			

FINAL TEAM STATISTICS												
REDSKINS						BRONCOS						
TOTAL FIRST DOWNS	25					18						
By Rushing	13					6						
By Passing	11					10						
By Penalty	1					2						
THIRD DOWN EFFICIENCY	9-15-60%					2-12-17%						
FOURTH DOWN EFFICIENCY	0-0-0%					0-0-0%						
TOTAL NET YARDS	602					327						
Total Offensive Plays (inc. times thrown passing)	72					61						
Average gain per offensive play	8.4					5.4						
NET YARDS RUSHING	280					97						
Total Rushing Plays	40					17						
Average gain per rushing play	7.0					5.7						
NET YARDS PASSING	322					230						
Times thrown – yards lost attempting to pass	2-18					5-50						
Gross yards passing	340					280						
PASS ATTEMPTS-COMPLETIONS-HAD INTERCEPTED	30-18-1					39-15-3						
Average gain per pass play (inc. # thrown passing)	10.1					5.2						
PUNTS Number and Average	4-37.5					7-36.1						
Had Blocked	0					0						
FGs – PATs Had Blocked	0-0					0-0						
TOTAL RETURN YARDAGE (Not Including Kickoffs)	11					18						
No. and Yards Punt Returns	1-0					2-18						
No. and Yards Kickoff Returns	3-46					5-88						
No. and Yards Interception Returns	3-11					1-0						
PENALTIES Number and Yards	6-65					5-26						
FUMBLES Number and Lost	1-0					0-0						
TOUCHDOWNS	6					1						
Rushing	2					0						
Passing	4					1						
Returns	0					0						
EXTRA POINTS Made-Attempts	6-6					1-1						
FIELD GOALS Made-Attempts	0-1					1-2						
SAFETIES	0					0						
FINAL SCORE	42					10						
TIME OF POSSESSION	35:15					24:45						

BRONCOS DEFENSIVE STATISTICS																	
(based on unofficial press box statistics)																	
PLAYER	UT	A	TT	S-YDS	I-YDS	PD	FF	FR	PLAYER	UT	A	TT	S-YDS	I-YDS	PD	FF	FR
D. Smith	7	2	9	0-0	0-0	0	0	0	J. Ryan	3	0	3	0-0	0-0	0	0	0
K. Mecklenburg	7	0	7	1-8	0-0	0	0	0	A. Townsend	3	0	3	0-0	0-0	1	0	0
S. Fletcher	6	0	6	0-0	0-0	0	0	0	G. Kragen	2	0	2	0-0	0-0	0	0	0
F. Gilbert	4	1	5	0-0	0-0	0	0	0	J. Castille	1	0	1	0-0	1-0	0	0	0
R. Jones	4	0	4	1-10	0-0	0	0	0	R. Dennison	1	0	1	0-0	0-0	0	0	0
T. Lilly	4	0	4	0-0	0-0	0	0	0	R. Hunley	1	0	1	0-0	0-0	0	0	0
S. Wilson	4	0	4	0-0	0-0	0	0	0	R. Robbins	1	0	1	0-0	0-0	1	0	0
M. Haynes	3	0	3	0-0	0-0	0	0	0	B. Klosterman	0	0	0	0-0	0-0	0	1	0
TEAM TOTALS									45	9	54	2-18	1-0	2	1	0	



Denver 38, Cleveland 33

Sunday, Jan. 17, 1988 • 2 p.m. MST • Mile High Stadium • Denver

WEATHER: Mostly Sunny, 44°, Wind NE 8 mph • ATTENDANCE: 75,993 • TIME: 3:37

1987 AFC Championship Game

The Broncos' Jeremiah Castille recovered a Cleveland fumble on Denver's 3-yard line with just over a minute left in the game, helping the club to a 38-33 victory against the Browns in the AFC Championship Game in front of 75,993 fans at Mile High Stadium.

An interception by defensive end Freddie Gilbert set up the Broncos' first score of the afternoon. Quarterback John Elway found wide receiver Ricky Nattiel for an 8-yard touchdown at 3:38 of the first quarter that put Denver ahead 7-0.

After Gene Lang took off on a 42-yard run, which set a franchise record for the longest postseason rush, Denver faced third-and-goal from the Cleveland 3 late in the first quarter. Elway threw incomplete into the end zone, but the Browns were penalized for holding, giving the Broncos new life at the 1-yard line. Running back Steve Sewell scored on first down to give Denver a 14-0 lead 11:06 into the first quarter.

The Browns scored their first points of the game on a 24-yard Matt Bahr field goal at 1:41 of the second quarter. Denver answered at 6:59 of the quarter with a 1-yard Lang touchdown run that upped its lead to 21-3.

After Elway was intercepted by Felix Wright four plays into the second half, Cleveland needed just three plays to go 35 yards and score on an 18-yard pass from Bernie Kosar to Reggie Langhorne. The Broncos answered when Elway scrambled right and threw to Mark Jackson, who caught the ball at the Broncos' 25, evaded two tacklers and sprinted for an 80-yard touchdown that gave the Broncos a 28-10 lead at 5:03 of the third quarter.

The Browns pulled within 28-17 when Kosar found Earnest Byner for a 32-yard touchdown at 8:10 of the third quarter.

Cleveland narrowed the Broncos' lead to 28-24 on a Byner 4-yard touchdown run at 11:15 of the third quarter. Just before the end of the third period, Rich Karlis capped off a Denver possession with a 38-yard field goal.

The Browns tied the score at 31 on a 4-yard touchdown pass from Kosar to Webster Slaughter at 4:12 of the final period. Denver went ahead 38-31 with just over four minutes left to play on a 20-yard Elway-to-Sammy Winder touchdown pass.

Kosar and the Browns advanced to the Denver 8-yard line with 1:12 remaining when Byner had the ball stripped by Castille, who recovered the fumble at the 3-yard line. Denver took a late safety before time ran out on the Browns.

OFFICIALS:

Referee — Jim Tunney (32); **Umpire** — Ben Montgomery (117); **Line Judge** — Ron Blum (83); **Side Judge** — Bill Quinby (58); **Head Linesman** — Sid Semon (109); **Back Judge** — Roy Clymer (24); **Field Judge** — Dick Dolack (31).

DENVER BRONCOS

OFFENSE

WR 84 R. Nattiel
LT 70 D. Studdard
LG 54 K. Bishop
C 62 M. Freeman
RG 79 S. Humphries
RT 76 K. Lanier
TE 88 C. Kay
WR 80 M. Jackson
QB 7 J. Elway
HB 23 S. Winder
FB 33 G. Lang

DEFENSE

LE 61 A. Townsend
NT 71 G. Kragen
RE 75 R. Jones
LOLB 73 S. Fletcher
LILB 77 K. Mecklenburg
RILB 98 R. Hunley
ROLB 50 J. Ryan
LCB 36 M. Haynes
FS 22 T. Lilly
SS 49 D. Smith
RCB 45 S. Wilson

BRONCOS SUBSTITUTIONS: P 2 M. Horan, K 3 R. Karlis, QB 8 G. Kubiak, RB 24 T. Boddie, DB 27 K. Clark, CB 28 J. Castille, RB 30 S. Sewell, CB 34 T. Braxton, RB 35 K. Bell, DB 38 B. Plummer, RB 46 B. Micho, S 48 R. Robbins, LB 55 R. Dennison, LB 56 M. Brooks, LB 59 T. Lucas, DE 65 W. Bowyer, C 72 K. Kartz, WR 81 S. Watson, TE 89 O. Mobley, DE 90 F. Gilbert, 95 DE S. Bryan, LB 97 B. Klosterman. **DID NOT PLAY:** C 68 L. Lee.

CLEVELAND BROWNS

OFFENSE

WR 88 R. Langhorne
LT 74 P. Farren
LG 73 G. Rakoczy
C 61 M. Baab
RG 69 D. Fike
RT 63 C. Risien
TE 82 O. Newsome
WR 84 W. Slaughter
QB 19 B. Kosar
RB 81 D. Tennell
FB 34 K. Mack

DEFENSE

LE 91 S. Clancy
NT 72 D. Puzzouli
RE 78 C. Hairston
LOLB 50 L. Sanford
LILB 51 E. Johnson
RILB 59 M. Johnson
ROLB 57 C. Matthews
LCB 31 F. Minnifield
RCB 29 H. Dixon
SS 24 R. Ellis
FS 22 F. Wright


BROWNS SUBSTITUTIONS: K 9 M. Bahr, QB 10 M. Pagel, P 11 L. Johnson, CB 23 M. Harper, RB 28 H. Fontenot, DB 36 S. Braggs, S 37 C. Rockins, FB 42 T. Manoa, RB 44 E. Byner, CB 48 D. Hoggard, LB 52 N. Miller, LB 53 A. Griggs, LB 56 D. Grayson, DE 60 A. Baker, C 64 F. Winters, OL 65 D. Haley, G 70 L. Williams, WR 85 C. Weathers, WR 86 B. Brennan, WR 89 G. McNeil, DE 96 R. Camp, DE 99 D. Sims. **DID NOT PLAY:** 18 G. Danielson.

		1	2	3	4	OT	TOTAL	FIELD GOALS (made () & missed)		
VISITOR	Cleveland Browns	0	3	21	9	—	33	M. Bahr	(24)	45WR
HOME	Denver Broncos	14	7	10	7	—	38	R. Karlis	50WL	(38)
Team	Qtr	Clock Time	PLAY DESCRIPTION (Extra Point) (Drive Info)					SCORE		
BRONCOS	1	3:38	R. Nattiel 8 yd. pass from J. Elway (R. Karlis, kick) (4-18, 2:05)					0	7	
BRONCOS	1	11:06	S. Sewell 1 yd. run (R. Karlis, kick) (8-60, 3:47)					0	14	
BROWNS	2	1:41	M. Bahr 24 yd. Field Goal (13-64, 5:35)					3	14	
BRONCOS	2	6:59	G. Lang 1 yd. run (R. Karlis, kick) (11-80, 5:18)					3	21	
BROWNS	3	3:44	R. Langhorne 18 yd. pass from B. Kosar (M. Bahr, kick) (3-35, 1:30)					10	21	
BRONCOS	3	5:03	M. Jackson 80 yd. pass from J. Elway (R. Karlis, kick) (3-80, 1:19)					10	28	
BROWNS	3	8:10	E. Byner 32 yd. pass from B. Kosar (M. Bahr, kick) (5-80, 3:07)					17	28	
BROWNS	3	11:15	E. Byner 4 yd. run (M. Bahr, kick) (4-42, 1:58)					24	28	
BRONCOS	3	14:50	R. Karlis 38 yd. Field Goal (9-59, 3:35)					24	31	
BROWNS	4	4:12	W. Slaughter 4 yd. pass from B. Kosar (M. Bahr, kick) (9-86, 4:22)					31	31	
BRONCOS	4	10:59	S. Winder 20 yd. pass from J. Elway (R. Karlis, kick) (5-75, 1:13)					31	38	
BROWNS	4	14:52	Safety—M. Horan runs out of end zone (Minnifield)					33	38	

FINAL INDIVIDUAL STATISTICS																	
Cleveland Browns									Denver Broncos								
RUSHING	ATT	YDS	AVG	LG	TD				RUSHING	ATT	YDS	AVG	LG	TD			
E. Byner	15	67	4.5	16	1				S. Winder	20	72	3.6	10	0			
K. Mack	12	61	5.1	14	0				G. Lang	5	51	10.2	42	1			
									J. Elway	11	36	3.3	11	0			
									T. Boddie	1	8	8.0	8	0			
									S. Sewell	1	1	1.0	1	0			
									M. Horan	1	-12	-12.0	-12	0			
TOTAL	27	128	4.7	16	1				TOTAL	39	156	4.0	42	2			
PASSING	ATT	CMP	YDS	TKD/YD	TD	LG	IN	Rtg.	PASSING	ATT	CMP	YDS	TKD/YD	TD	LG	IN	Rtg.
B. Kosar	41	26	356	2/20	3	53	1	105.3	J. Elway	26	14	281	2/25	3	80	1	114.4
TOTAL	41	26	356	2/20	3	53	1	105.3	TOTAL	26	14	281	2/25	3	80	1	114.4
PASS RECEIVING	NO		YDS	AVG	LG	TD			PASS RECEIVING	NO		YDS	AVG	LG	TD		
E. Byner	7		120	17.1	53	1			R. Nattiel	5		95	19.0	26	1		
W. Slaughter	4		53	13.3	24	1			M. Jackson	4		134	33.5	80	1		
B. Brennan	4		48	12.0	19	0			S. Winder	3		34	11.3	20	1		
K. Mack	4		28	7.0	9	0			S. Sewell	1		10	10.0	10	0		
O. Newsome	3		35	11.7	25	0			O. Mobley	1		8	8.0	8	0		
R. Langhorne	2		48	24.0	30	1											
C. Weathers	1		19	19.0	19	0											
D. Tennell	1		5	5.0	5	0											
TOTAL	26		356	13.7	53	3			TOTAL	14		281	20.1	80	3		
INTERCEPTIONS	NO		YDS	AVG	LG	TD			INTERCEPTIONS	NO		YDS	AVG	LG	TD		
F. Wright	1		13	13.0	13	0			F. Gilbert	1		0	0.0	0	0		
TOTAL	1		13	13.0	13	0			TOTAL	1		0	0.0	0	0		
PUNTING	NO	YDS	AVG	NET	TB	IN20	LG		PUNTING	NO	YDS	AVG	NET	TB	IN20	LG	
L. Johnson	2	96	48.0	41.5	0	0	59		M. Horan	2	83	41.5	29.5	0	0	44	
									J. Elway	1	18	18.0	18.0	0	0	18	
TOTAL	2	96	48.0	41.5	0	0	59		TOTAL	3	101	33.7	25.7	0	0	44	
PUNT RETURNS	NO	YDS	AVG	FC	LG	TD			PUNT RETURNS	NO	YDS	AVG	FC	LG	TD		
G. McNeil	2	24	12.0	0	17	0			K. Clark	2	13	6.5	0	10	0		
(DOWNED)	1	0	0.0	0	—	0											
RETURNS	2	24	12.0	0	17	0			RETURNS	2	13	6.5	0	10	0		
KICKOFF RETURNS	NO	YDS	AVG	FC	LG	TD			KICKOFF RETURNS	NO	YDS	AVG	FC	LG	TD		
G. McNeil	5	94	18.8	0	28	0			K. Bell	3	43	14.3	0	23	0		
RETURNS	5	94	18.8	0	28	0			RETURNS	3	43	14.3	0	23	0		
Cleveland Browns	Own		Opp.		Out				Denver Broncos	Own		Opp.		Out			
FUMBLES	Fum	Lost	Rec.	Yds	TD	FF	Rec.	Yds	TD	Bnds	Fum	Lost	Rec.	Yds	TD	Bnds	
K. Mack	1	1	0	0	0	0	0	0	0	0	S. Wilson	0	0	0	0	0	0
B. Brennan	1	1	0	0	0	0	0	0	0	0	J. Elway	1	1	0	-2	0	0
E. Byner	1	1	0	0	0	0	0	0	0	0	R. Robbins	0	0	0	0	0	0
											K. Bell	1	0	0	0	0	0
											J. Castille	0	0	0	0	1	0
											T. Lilly	0	0	0	0	1	0
TOTAL	3	3	0	0	0	0	0	0	0	0	TOTAL	2	1	0	-2	0	2

FINAL TEAM STATISTICS													
	BROWNS				BRONCOS					BROWNS			
TOTAL FIRST DOWNS	25				24				PUNTS Number and Average	2-48.0			
By Rushing	8				10				Had Blocked	0			
By Passing	15				11				FGs – PATS Had Blocked	0-0			
By Penalty	2				3				TOTAL RETURN YARDAGE (Not Including Kickoffs)	37			
THIRD DOWN EFFICIENCY	8-14-57%				7-14-50%				No. and Yards Punt Returns	2-24			
FOURTH DOWN EFFICIENCY	1-1-100%				0-1-0%				No. and Yards Kickoff Returns	5-94			
TOTAL NET YARDS	464				412				No. and Yards Interception Returns	1-13			
Total Offensive Plays (inc. times thrown passing)	70				67				PENALTIES Number and Yards	7-59			
Average gain per offensive play	6.6				6.1				FUMBLES Number and Lost	3-3			
NET YARDS RUSHING	128				156				TOUCHDOWNS	4			
Total Rushing Plays	27				39				Rushing	1			
Average gain per rushing play	4.7				4.0				Passing	3			
NET YARDS PASSING	336				256				EXTRA POINTS Made-Attempts	4-4			
Times thrown – yards lost attempting to pass	2-20				2-25				FIELD GOALS Made-Attempts	1-2			
Gross yards passing	356				281				SAFETIES	0			
PASS ATTEMPTS-COMPLETIONS-HAD INTERCEPTED	41-26-1				26-14-1				FINAL SCORE	33			
Average gain per pass play (inc. # thrown passing)	7.8				9.1				TIME OF POSSESSION	31:37			

BRONCOS DEFENSIVE STATISTICS													
(based on unofficial press box statistics)													
PLAYER	UT	A	TT	S-YDS	I-YDS	PD	FF	FR	PLAYER	UT	A	TT	S-YDS
T. Lilly	10	1	11	0-0	0-0	1	1	0	T. Boddie	3	0	3	0-0
J. Ryan	4	4	8	0-0	0-0	0	0	0	R. Dennison	3	0	3	0-0
R. Hunley	5	1	6	0-0	0-0	0	0	0	J. Castille	2	0	2	0-0
S. Fletcher	5	0	5	1-9	0-0	1	0	0	R. Robbins	2	0	2	0-0
A. Townsend	3	2	5	0-0	0-0	1	0	0	R. Jones	2	0	2	1-11
M. Haynes	4	0	4	0-0	0-0	2	0	0	F. Gilbert	1	0	1	0-0
K. Mecklenburg	3	1	4	0-0	0-0	0	0	0	S. Wilson	1	0	1	0-0
									TEAM TOTALS	54	11	65	2-20
													1-0
													6
													2
													3



Denver 34, Houston 10

Sunday, Jan. 10, 1988 • 2 p.m. MST • Mile High Stadium • Denver

WEATHER: Mostly Sunny, 45°, Wind E 6 mph • ATTENDANCE: 75,968 • TIME: 3:07

1987 AFC Divisional Playoff Game

The Denver Broncos advanced to the AFC Championship Game after beating the Houston Oilers 34-10 in front of 75,968 fans at Mile High Stadium. Denver's 24-point win was the largest margin of victory ever for the club in postseason play.

The Broncos were led on defense by Mark Haynes and Karl Mecklenburg, who both picked up key interceptions. Offensively, the club was led by quarterback John Elway (14-of-25 for 259 yards with two touchdowns) and wide receivers Vance Johnson (4 catches for 105 yards) and Clarence Kay (3 catches for 57 yards with two touchdowns).

Punter Mike Horan put the Oilers in a hole after the Broncos' first drive stalled, sending a punt to the Houston 5-yard line, where two plays later, a lateral pass from Warren Moon to Mike Rozier was fumbled. Steve Wilson recovered for Denver on the 1-yard line, and two plays later running back Gene Lang scored to give the Broncos an early 7-0 lead.

Houston's next drive reached the Broncos' 20-yard line before Mecklenburg intercepted a pass and returned it to the Denver 28. Elway hit Kay for 29 yards to move into Houston territory, and five plays later the same connection was made for a 27-yard touchdown pass that gave the Broncos a 14-0 lead.

Both teams added field goals on their first drive of the second quarter to make the score 17-3 in Denver's favor.

After the Houston field goal, Elway threw a 55-yard pass to Johnson, moving the ball to the Oilers' 11. Five plays later, Elway found Kay again for a touchdown on a 1-yard pass to increase the lead to 24-3 with less than two minutes left in the half.

Denver's first possession of the third quarter resulted in a Rich Karlis field goal that gave the club a 27-3 lead. Houston then took 10 plays to reach the Denver 7, but Haynes picked off a Moon pass in the end zone and returned it 57 yards to halt the scoring threat.

Houston's next drive reached the Broncos' 11, but a pass on fourth down fell incomplete. The Oilers got the ball back three plays later when Patrick Allen intercepted an Elway pass, and that led to a 19-yard touchdown pass from Moon to Ernest Givins, cutting Denver's lead to 27-10 at 6:38 of the final period.

The Broncos' Kevin Clark recovered the onside kick that followed, and Denver moved 52 yards on seven plays to score the final points of the game on a 3-yard run by Elway.

OFFICIALS:

Referee — Jerry Markbreit (9); **Umpire** — Ed Fiffick (57); **Line Judge** — Ray Dodez (74); **Side Judge** — Larry Nemmers (20); **Head Linesman** — Ed Marion (26); **Back Judge** — Al Jury (106); **Field Judge** — Ron Spittler (119).

DENVER BRONCOS

OFFENSE

WR 82 V. Johnson
LT 70 D. Studdard
LG 54 K. Bishop
C 62 M. Freeman
RG 79 S. Humphries
RT 76 K. Lanier
TE 88 C. Kay
WR 80 M. Jackson
QB 7 J. Elway
RB 30 S. Sewell
FB 89 O. Mobley

DEFENSE

LE 61 A. Townsend
NT 71 G. Kragen
RE 75 R. Jones
LOLB 73 S. Fletcher
LILB 77 K. Mecklenburg
RILB 98 R. Hunley
ROLB 50 J. Ryan
LCB 36 M. Haynes
FS 22 T. Lilly
SS 31 M. Harden
RCB 45 S. Wilson

BRONCOS SUBSTITUTIONS: P 2 M. Horan, K 3 R. Karlis, QB 8 G. Kubiak, RB 23 S. Winder, RB 24 T. Boddie, DB 27 K. Clark, CB 28 J. Castille, RB 33 G. Lang, CB 34 T. Braxton, RB 35 K. Bell, DB 38 B. Plummer, RB 46 B. Micho, LB 55 R. Dennison, LB 56 M. Brooks, LB 59 T. Lucas, DE 65 W. Bowyer, C 68 L. Lee, C 72 K. Kartz, WR 81 S. Watson, WR 84 R. Nattiel, TE 86 M. Andrews, DE 90 F. Gilbert, LB 97 B. Klosterman.

HOUSTON OILERS

OFFENSE

WR 85 D. Hill
LT 77 B. Davis
LG 63 M. Munchak
C 52 J. Pennison
RG 74 B. Matthews
RT 70 D. Steinkuhler
TE 87 J. Williams
WR 81 E. Givins
QB 1 W. Moon
RB 30 M. Rozier
FB 32 A. Highsmith

DEFENSE

LE 79 R. Childress
NT 99 D. Smith
RE 71 R. Byrd
LLB 93 R. Lyles
LILB 59 J. Grimsley
RILB 54 A. Smith
RLB 91 J. Meads
LCB 24 S. Brown
RCB 29 P. Allen
SS 25 K. Bostic
FS 31 J. Donaldson

OILERS SUBSTITUTIONS: K 7 T. Zendejas, P 8 J. Gossett, RB 20 A. Pinkett, S 21 B. Eason, S 22 K. Johnson, S 36 C. Birdsong, FB 35 R. Wallace, S 38 D. Bryant, 45 I. Valentine, C 50 B. Kidd, LB 51 E. Fairs, LB 53 E. Seale, LB 57 W. Johnson, G 72 K. Hill, DE 75 J. Baker, WR 80 C. Duncan, WR 82 W. Drewery, WR 84 H. Jeffries, TE 89 J. Parks, DT 94 C. Martin, DE 95 W. Fuller. **DID NOT PLAY:** QB 10 B. Pease, G/T 69 D. Williams.

		1	2	3	4	OT	TOTAL	FIELD GOALS (made () & missed)	
VISITOR	Houston Oilers	0	3	0	7	—	10	T. Zendejas	(46)
HOME	Denver Broncos	14	10	3	7	—	34	R. Karlis	(43) (23)
Team	Qtr	Clock Time	PLAY DESCRIPTION (Extra Point) (Drive Info)					SCORE	
BRONCOS	1	6:19	G. Lang 1 yd. run (R. Karlis, kick) (2-1, 0:39)					0	7
BRONCOS	1	13:34	C. Kay 27 yd. pass from J. Elway (R. Karlis, kick) (6-72, 2:55)					0	14
BRONCOS	2	3:20	R. Karlis 43 yd. Field Goal (7-14, 3:09)					0	17
OILERS	2	9:03	T. Zendejas 46 yd. Field Goal (12-54, 5:43)					3	17
BRONCOS	2	13:08	C. Kay 1 yd. pass from J. Elway (R. Karlis, kick) (9-80, 4:05)					3	24
BRONCOS	3	2:29	R. Karlis 23 yd. Field Goal (5-51, 1:25)					3	27
OILERS	4	6:38	E. Givins 19 yd. pass from W. Moon (T. Zendejas, kick) (3-48, 1:14)					10	27
BRONCOS	4	10:33	J. Elway 3 yd. run (R. Karlis, kick) (7-52, 3:55)					10	34

FINAL INDIVIDUAL STATISTICS																					
Houston Oilers									Denver Broncos												
RUSHING		ATT	YDS	AVG	LG	TD	RUSHING		ATT		YDS	AVG	LG	TD							
M. Rozier		9	25	3.1	8	0	S. Winder		13		46	3.5	8	0							
A. Pinkett		6	20	3.3	8	0	S. Sewell		5		9	1.8	5	0							
W. Moon		5	15	3.0	7	0	J. Elway		4		8	2.0	4	1							
A. Highsmith		5	13	2.6	11	0	K. Bell		2		7	3.5	5	0							
E. Givins		1	0	0.0	0	0	G. Kubiak		2		-3	-1.5	-1	0							
							G. Lang		3		-6	-2.0	1	1							
TOTAL		26	73	2.8	11	0	TOTAL		29		61	2.1	8	2							
TKD/									TKD/												
PASSING	ATT	CMP	YDS	YD	TD	LG	IN	Rtg.	PASSING	ATT	CMP	YDS	YD	TD	LG	IN	Rtg.				
W. Moon	43	24	264	0/0	1	24	2	62.5	J. Elway	25	14	259	1/4	2	55	1	101.9				
TOTAL	43	24	264	0/0	1	24	2	62.5	TOTAL	25	14	259	1/4	2	55	1	101.9				
PASS RECEIVING			NO	YDS	AVG	LG	TD	PASS RECEIVING			NO	YDS	AVG	LG	TD						
E. Givins			6	84	14.0	19	1	V. Johnson			4	105	26.3	55	0						
D. Hill			5	93	18.6	24	0	C. Kay			3	57	19.0	29	2						
C. Duncan			4	32	8.0	13	0	S. Sewell			3	41	13.7	25	0						
A. Highsmith			4	20	5.0	16	0	G. Lang			1	25	25.0	25	0						
W. Drewrey			2	17	8.5	9	0	T. Boddie			1	15	15.0	15	0						
J. Williams			1	7	7.0	7	0	O. Mobley			1	9	9.0	9	0						
M. Rozier			1	6	6.0	6	0	R. Nattiel			1	7	7.0	7	0						
A. Pinkett			1	5	5.0	5	0														
TOTAL			24	264	11.0	24	1	TOTAL			14	259	18.5	55	2						
INTERCEPTIONS			NO	YDS	AVG	LG	TD	INTERCEPTIONS			NO	YDS	AVG	LG	TD						
P. Allen			1	2	2.0	2	0	K. Mecklenburg			1	18	18.0	18	0						
								M. Haynes			1	57	57.0	57	0						
TOTAL			1	2	2.0	2	0	TOTAL			2	75	37.5	57	0						
PUNTING		NO	YDS	AVG	NET	TB	IN20	LG	PUNTING		NO	YDS	AVG	NET	TB	IN20	LG				
J. Gossett		3	134	44.7	39.7	0	1	57	M. Horan		2	92	46.0	46.0	1	1	49				
TOTAL		3	134	44.7	39.7	0	1	57	TOTAL		2	92	46.0	46.0	1	1	49				
PUNT RETURNS (DOWNED)		NO	YDS	AVG	FC	LG	TD	PUNT RETURNS		NO	YDS	AVG	FC	LG	TD						
RETURNS		2	0	0.0	0	—	0	G. Clark		2	15	7.5	1	12	0						
		0	0	0.0	0	—	0	RETURNS		2	15	7.5	1	12	0						
KICKOFF RETURNS		NO	YDS	AVG	FC	LG	TD	KICKOFF RETURNS		NO	YDS	AVG	FC	LG	TD						
A. Pinkett		3	62	20.7	0	21	0	K. Bell		1	28	28.0	0	28	0						
								K. Clark		1	0	0.0	0	0	0						
RETURNS		3	62	20.7	0	21	0	RETURNS		2	28	14.0	0	28	0						
Houston Oilers		Own			Opp.			Out		Denver Broncos		Own			Opp.			Out			
FUMBLES	Fum	Lost	Rec.	Yds	TD	FF	Rec.	Yds	TD	Bnds	FUMBLES	Fum	Lost	Rec.	Yds	TD	FF	Rec.	Yds	TD	Bnds
W. Moon	1	1	0	0	0	0	0	0	0	0	S. Wilson	0	0	0	0	0	0	1	0	0	0
E. Givins	1	0	1	-5	0	0	0	0	0	0											
TOTAL	2	1	1	-5	0	0	0	0	0	0	TOTAL	0	0	0	0	0	0	1	0	0	0

FINAL TEAM STATISTICS												
OILERS						BRONCOS						
TOTAL FIRST DOWNS	20					19						
By Rushing	5					9						
By Passing	14					9						
By Penalty	1					1						
THIRD DOWN EFFICIENCY	8-16-50%					4-9-44%						
FOURTH DOWN EFFICIENCY	2-4-50%					1-1-100%						
TOTAL NET YARDS	337					316						
Total Offensive Plays (inc. times thrown passing)	69					55						
Average gain per offensive play	4.9					5.7						
NET YARDS RUSHING	73					61						
Total Rushing Plays	26					29						
Average gain per rushing play	2.8					2.1						
NET YARDS PASSING	264					255						
Times thrown – yards lost attempting to pass	0-0					1-4						
Gross yards passing	264					259						
PASS ATTEMPTS-COMPLETIONS-HAD INTERCEPTED	43-24-2					25-14-1						
Average gain per pass play (inc. # thrown passing)	6.1					9.8						
PUNTS Number and Average	3-44.7					2-46.0						
Had Blocked	0					0						
FGs – PATs Had Blocked	0-0					0-0						
TOTAL RETURN YARDAGE (Not Including Kickoffs)	2					90						
No. and Yards Punt Returns	0-0					2-15						
No. and Yards Kickoff Returns	3-62					2-28						
No. and Yards Interception Returns	1-2					2-75						
PENALTIES Number and Yards	10-73					4-35						
FUMBLES Number and Lost	2-1					0-0						
TOUCHDOWNS	1					4						
Rushing	0					2						
Passing	1					2						
Returns	0					0						
EXTRA POINTS Made-Attempts	1-1					4-4						
FIELD GOALS Made-Attempts	1-1					2-2						
SAFETIES	0					0						
FINAL SCORE	10					34						
TIME OF POSSESSION	32:33					27:27						

BRONCOS DEFENSIVE STATISTICS																	
(based on unofficial press box statistics)																	
PLAYER	UT	A	TT	S-YDS	I-YDS	PD	FF	FR	PLAYER	UT	A	TT	S-YDS	I-YDS	PD	FF	FR
R. Dennison	6	2	8	0-0	0-0	0	0	0	W. Bowyer	2	1	3	0-0	0-0	0	0	0
M. Haynes	6	0	6	0-0	1-57	2	0	0	M. Brooks	2	1	3	0-0	0-0	0	0	0
T. Lilly	5	1	6	0-0	0-0	0	0	0	K. Clark	2	0	2	0-0	0-0	0	0	0
S. Wilson	5	1	6	0-0	0-0	1	0	1	F. Gilbert	2	0	2	0-0	0-0	0	0	0
R. Jones	3	2	5	0-0	0-0	0	0	0	B. Plummer	2	0	2	0-0	0-0	1	0	0
R. Hunley	2	3	5	0-0	0-0	0	0	0	J. Ryan	0	1	1	0-0	0-0	1	0	0
K. Mecklenburg	4	0	4	0-0	1-18	0	0	0	S. Fletcher	0	1	1	0-0	0-0	0	0	0
G. Kragen	3	0	3	0-0	0-0	0	0	0	J. Castille	0	0	0	0-0	0-0	1	0	0
A. Townsend	3	0	3	0-0	0-0	0	0	0	TEAM TOTALS	47	13	60	0-0	2-75	6	0	1



N.Y. Giants 39, Denver 20

Sunday, Jan. 25, 1987 • 3:13 p.m. PST • Rose Bowl • Pasadena, Calif.

WEATHER: Sunny, 76°, Wind W 2-5 mph • ATTENDANCE: 101,063 • TIME: 3:25

Super Bowl XXI



The New York Giants broke open a close game with 24 unanswered points to begin the second half, capturing a 39-20 win over the Denver Broncos in Super Bowl XXI at the Rose Bowl in front of 101,063 fans.

The Broncos drove to the Giants' 31-yard line on their opening drive and took a 3-0 lead when Rich Karlis booted a Super Bowl record-tying 48-yard field goal. New York answered with a 78-yard scoring drive that culminated with a 6-yard touchdown pass from Phil Simms to Zeke Mowatt.

Late in the first quarter, Elway scored the Broncos' first touchdown from four yards out on a quarterback draw to give them a 10-7 lead. On the third play of their next drive, Elway threw a 54-yard pass to Vance Johnson that gave the Broncos a first down at the Giants' 28. But Denver failed to capitalize on the play with Karlis missing a 23-yard field goal attempt.

Denver's defense stifled the Giants' next drive at the New York 47, and after a punt, the Broncos got the ball back on their own 15. Controversy entered the game when on second-and-12, Elway threw an apparent completion for a first down to Clarence Kay. The pass was ruled incomplete, a call that was upheld after review of the television replay.

On the next play, Giants defensive end George Martin sacked Elway in the end zone for a safety to pull New York within a point of Denver at 10-9. Another missed field goal, a 34-yard attempt, by the Broncos with 13 seconds left in the first half sent the club into halftime with a narrow 1-point lead.

New York scored on all three of its third-quarter drives, taking a 26-10 lead after outgaining Denver 163 yards to 2 in the period. The Giants extended their lead to 33-10 in the fourth quarter when Phil McConkey caught a deflected pass in the end zone for Simms' third touchdown pass of the day.

Denver got the ball back at its own 16, and Elway moved the squad deep into New York territory to set up Karlis' 28-yard field goal that made the score 33-13. The Giants took only five plays to cover 46 yards for their next touchdown, a 2-yard run by Ottis Anderson that increased their lead to 39-13.

Elway drove the Broncos down the field again and found Johnson for a 47-yard touchdown pass for the game's final points at 12:54 of the fourth quarter.

OFFICIALS:

Referee — Jerry Markbreit (9); **Umpire** — Bob Boylston (101); **Line Judge** — Bob Beeks (59); **Side Judge** — Gil Mace (90); **Head Linesman** — Terry Gierke (72); **Back Judge** — Jim Poole (92); **Field Judge** — Pat Mallette (82).

DENVER BRONCOS

OFFENSE

WR 82 V. Johnson
LT 70 D. Studdard
LG 54 K. Bishop
C 64 B. Bryan
RG 63 M. Cooper
RT 76 K. Lanier
TE 88 C. Kay
WR 81 S. Watson
QB 7 J. Elway
RB 23 S. Winder
RB 47 G. Willhite

DEFENSE

LE 61 A. Townsend
NT 71 G. Kragen
RE 75 R. Jones
LOLB 50 J. Ryan
LILB 77 K. Mecklenburg
RILB 98 R. Hunley
ROLB 57 T. Jackson
LCB 20 L. Wright
RCB 31 M. Harden
SS 49 D. Smith
FS 43 S. Foley

BRONCOS SUBSTITUTIONS: P 2 M. Horan, K 3 R. Karlis, QB 8 G. Kubiak, S 22 T. Lilly, RB 30 S. Sewell, RB 33 G. Lang, RB 35 K. Bell, S 36 M. Haynes, CB 45 S. Wilson, DB 48 R. Robbins, LB 52 K. Woodard, LB 55 R. Dennison, LB 59 D. Comeaux, G 62 M. Freeman, NT 69 T. Colorito, DE 73 S. Fletcher, T 74 D. Remsburg, WR 80 M. Jackson, WR 84 C. Sampson, TE 85 J. Hackett, RB 87 B. Micho, TE 89 O. Mobley, DE 90 F. Gilbert.

NEW YORK GIANTS

OFFENSE

WR 86 L. Manuel
LT 60 B. Benson
LG 67 B. Ard
C 65 B. Oates
RG 61 C. Godfrey
RT 63 K. Nelson
TE 89 M. Bavaro
WR 81 S. Robinson
QB 11 P. Simms
RB 20 J. Morris
RB 44 M. Carthon

DEFENSE

LE 75 G. Martin
NT 64 J. Burt
RE 70 L. Marshall
LOLB 58 C. Banks
LILB 55 G. Reasons
RILB 53 H. Carson
ROLB 56 L. Taylor
LCB 34 E. Patterson
RCB 23 P. Williams
SS 48 K. Hill
FS 27 H. Welch

GIANTS SUBSTITUTIONS: K 2 R. Allegre, P 5 S. Landeta, QB 17 J. Rutledge, RB 22 L. Rouson, RB 24 O. Anderson, CB 25 M. Collins, S 28 T. Flynn, RB 30 T. Galbreath, S 46 G. Lasker, LB 51 R. Jones, LB 52 P. Johnson, LB 54 A. Headen, LB 57 B. Hunt, C 59 B. Johnston, T 66 W. Roberts, G 68 D. Johnson, DT 74 E. Howard, DE 77 E. Dorsey, DT 78 J. Sally, WR 80 P. McConkey, TE 84 Z. Mowatt, WR 87 S. Miller, WR 88 B. Johnson.

		1	2	3	4	OT	TOTAL	FIELD GOALS (made () & missed)	
VISITOR	Denver Broncos	10	0	0	10	—	20	R. Karlis (48)	23WR 34WR (28)
HOME	New York Giants	7	2	17	13	—	39	R. Allegre (21)	
Team	Qtr	Clock Time	PLAY DESCRIPTION (Extra Point) (Drive Info)					SCORE	
								Visitor	Home
BRONCOS	1	4:09	R. Karlis 48 yd. Field Goal (8-45, 4:09)					3	0
GIANTS	1	9:33	Z. Mowatt 6 yd. pass from P. Simms (R. Allegre, kick) (9-78, 5:24)					3	7
BRONCOS	1	12:54	J. Elway 4 yd. run (R. Karlis, kick) (6-58, 3:21)					10	7
GIANTS	2	12:14	Safety—J. Elway sacked by G. Martin in end zone (3- (-)15, 0:47)					10	9
GIANTS	3	4:52	M. Bavaro 13 yd. pass from P. Simms (R. Allegre, kick) (8-63, 4:52)					10	16
GIANTS	3	11:06	R. Allegre 21 yd. Field Goal (9-32, 5:07)					10	19
GIANTS	3	14:36	J. Morris 1 yd. run (R. Allegre, kick) (5-68, 2:14)					10	26
GIANTS	4	4:04	P. McConkey 6 yd. pass from P. Simms (R. Allegre, kick) (6-52, 3:50)					10	33
BRONCOS	4	8:59	R. Karlis 28 yd. Field Goal (13-73, 4:55)					13	33
GIANTS	4	10:42	O. Anderson 2 yd. run (kick wide) (5-46, 2:43)					13	39
BRONCOS	4	12:54	V. Johnson 47 yd. pass from J. Elway (R. Karlis, kick) (5-69, 1:12)					20	39

FINAL INDIVIDUAL STATISTICS																	
Denver Broncos									New York Giants								
RUSHING	ATT	YDS	AVG	LG	TD	RUSHING	ATT	YDS	AVG	LG	TD						
J. Elway	6	27	4.5	10	1	J. Morris	20	67	3.3	11	1						
G. Willhite	4	19	4.8	11	0	P. Simms	3	25	8.3	22	0						
S. Sewell	3	4	1.3	12	0	L. Rouson	3	22	7.3	18	0						
G. Lang	2	2	1.0	4	0	T. Galbreath	4	17	4.3	7	0						
S. Winder	4	0	0.0	3	0	M. Carthon	3	4	1.3	2	0						
						O. Anderson	2	1	0.5	2	1						
						J. Rutledge	3	0	0.0	2	0						
TOTAL	19	52	2.7	12	1	TOTAL	38	136	3.6	22	2						
PASSING	ATT	CMP	YDS	TKD/YD	TD	LG	IN	Rtg.	PASSING	ATT	CMP	YDS	TKD/YD	TD	LG	IN	Rtg.
J. Elway	37	22	304	3/26	1	54	1	83.6	P. Simms	25	22	268	1/5	3	44	0	150.9
G. Kubiak	4	4	48	1/6	0	23	0	116.7									
TOTAL	41	26	352	4/32	1	54	1	88.7	TOTAL	25	22	268	1/5	3	44	0	150.9
PASS RECEIVING	NO	YDS	AVG	LG	TD	PASS RECEIVING	NO	YDS	AVG	LG	TD						
V. Johnson	5	121	24.2	54	1	M. Bavaro	4	51	12.8	17	1						
G. Willhite	5	39	7.8	11	0	J. Morris	4	20	5.0	12	0						
S. Winder	4	34	8.5	14	0	M. Carthon	4	13	3.3	7	0						
M. Jackson	3	51	17.0	24	0	S. Robinson	3	62	20.7	36	0						
S. Watson	2	54	27.0	31	0	L. Manuel	3	43	14.3	17	0						
C. Sampson	2	20	10.0	11	0	P. McConkey	2	50	25.0	44	1						
O. Mobley	2	17	8.5	11	0	L. Rouson	1	23	23.0	23	0						
S. Sewell	2	12	6.0	7	0	Z. Mowatt	1	6	6.0	6	1						
G. Lang	1	4	4.0	4	0												
TOTAL	26	352	13.5	54	1	TOTAL	22	268	12.2	44	3						
INTERCEPTIONS	NO	YDS	AVG	LG	TD	INTERCEPTIONS	NO	YDS	AVG	LG	TD						
						E. Patterson	1	-7	-7.0	-7	0						
TOTAL	0	0	0.0	—	0	TOTAL	1	-7	-7.0	-7	0						
PUNTING	NO	YDS	AVG	NET	TB	IN20	LG	PUNTING	NO	YDS	AVG	NET	TB	IN20	LG		
M. Horan	2	82	41.0	28.5	0	0	42	S. Landeta	3	138	46.0	36.3	1	1	59		
TOTAL	2	82	41.0	28.5	0	0	42	TOTAL	3	138	46.0	36.3	1	1	59		
PUNT RETURNS	NO	YDS	AVG	FC	LG	TD	PUNT RETURNS	NO	YDS	AVG	FC	LG	TD				
G. Willhite	1	9	9.0	1	9	0	P. McConkey	1	25	25.0	1	25	0				
(TOUCHBACK)	1	0	0.0	0	—	0											
RETURNS	1	9	9.0	1	9	0	RETURNS	1	25	25.0	1	25	0				
KICKOFF RETURNS	NO	YDS	AVG	FC	LG	TD	KICKOFF RETURNS	NO	YDS	AVG	FC	LG	TD				
K. Bell	3	48	16.0	0	28	0	L. Rouson	3	56	18.7	0	22	0				
G. Lang	2	36	18.0	0	23	0	T. Flynn	1	-3	-3.0	0	0	0				
RETURNS	5	84	16.8	0	28	0	RETURNS	4	53	13.3	0	22	0				
Denver Broncos	Own			Opp.			Out		New York Giants	Own			Opp.			Out	
FUMBLES	Fum	Lost	Rec.	Yds	TD	FF	Rec.	Yds	TD	FUMBLES	Fum	Lost	Rec.	Yds	TD	FF	Bnds
J. Elway	1	0	1	0	0	0	0	0	0	L. Marshall	0	0	0	0	0	1	0
K. Bell	1	0	0	0	0	0	0	0	0	P. Johnson	0	0	0	0	0	1	0
J. Hackett	0	0	1	0	0	0	0	0	0								
TOTAL	2	0	2	0	0	0	0	0	0	TOTAL	0	0	0	0	0	2	0

FINAL TEAM STATISTICS											
BRONCOS						GIANTS					
TOTAL FIRST DOWNS						23					
By Rushing						5					
By Passing						16					
By Penalty						2					
THIRD DOWN EFFICIENCY						7-14-50%					
FOURTH DOWN EFFICIENCY						0-0-0%					
TOTAL NET YARDS						372					
Total Offensive Plays (inc. times thrown passing)						64					
Average gain per offensive play						5.8					
NET YARDS RUSHING						52					
Total Rushing Plays						19					
Average gain per rushing play						2.7					
NET YARDS PASSING						320					
Times thrown – yards lost attempting to pass						4-32					
Gross yards passing						352					
PASS ATTEMPTS-COMPLETIONS-HAD INTERCEPTED						41-26-1					
Average gain per pass play (inc. # thrown passing)						7.1					
PUNTS Number and Average						2-41					
Had Blocked						0					
FGs – PATs Had Blocked						0-0					
TOTAL RETURN YARDAGE (Not Including Kickoffs)						9					
No. and Yards Punt Returns						1-9					
No. and Yards Kickoff Returns						5-84					
No. and Yards Interception Returns						0-0					
PENALTIES Number and Yards						4-28					
FUMBLES Number and Lost						2-0					
TOUCHDOWNS						2					
Rushing						1					
Passing						1					
Returns						0					
EXTRA POINTS Made-Attempts						2-2					
FIELD GOALS Made-Attempts						2-4					
SAFETIES						1					
FINAL SCORE						20					
TIME OF POSSESSION						25:21					

BRONCOS DEFENSIVE STATISTICS																	
(based on unofficial press box statistics)																	
PLAYER	UT	A	TT	S-YDS	I-YDS	PD	FF	FR	PLAYER	UT	A	TT	S-YDS	I-YDS	PD	FF	FR
K. Woodard	8	3	11	0.5-2.5	0-0	0	0	0	M. Haynes	3	0	3	0-0	0-0	0	0	0
J. Ryan	6	3	9	0-0	0-0	0	0	0	S. Wilson	3	0	3	0-0	0-0	0	0	0
R. Hunley	7	1	8	0-0	0-0	0	0	0	A. Townsend	2	1	3	0-0	0-0	0	0	0
R. Jones	4	2	6	0-0	0-0	0	0	0	F. Gilbert	1	1	2	0.5-2.5	0-0	0	0	0
S. Foley	5	0	5	0-0	0-0	0	0	0	B. Micho	2	0	2	0-0	0-0	0	0	0
D. Smith	5	0	5	0-0	0-0	0	0	0	T. Lilly	1	1	2	0-0	0-0	0	0	0
L. Wright	5	0	5	0-0	0-0	0	0	0	R. Robbins	1	1	2	0-0	0-0	0	0	0
K. Mecklenburg	2	3	5	0-0	0-0	0	0	0	TEAM TOTALS	58	20	78	1-5	0-0	0	0	0



Denver 23, Cleveland 20 OT

Sunday, Jan. 11, 1987 • 12:30 p.m. EST • Cleveland Stadium • Cleveland

WEATHER: Solid Overcast, 30°, Wind NW 14 mph (-5°) • ATTENDANCE: 79,915 • TIME: 3:50

1986 AFC Championship Game

In a game that will forever be remembered as "The Drive," Rich Karlis kicked a 33-yard field goal 5:48 into overtime to give the Denver Broncos a 23-20 victory against the Cleveland Browns in the 1986 AFC Championship Game. The contest was played at Cleveland Stadium in front of a crowd of 79,915 fans, who braved a wind chill of -5 degrees.

Cleveland took a 7-0 lead when Bernie Kosar threw a 6-yard touchdown pass to Herman Fontenot in the first quarter. The Broncos stopped the next two Browns drives with interceptions, including the second by Jim Ryan, whose return set up a 19-yard field goal by Karlis to make the score 7-3. Ken Woodard recovered a fumble on Cleveland's next drive, putting Denver in position for Gerald Willhite's fourth-down 1-yard touchdown run at 4:24 of the second quarter that gave the club a 10-7 lead.

Browns kicker Mark Moseley tied the score at 10 with a 29-yard field goal with 20 seconds left in the first half. Denver regained the lead on a 26-yard Karlis field goal late in the third quarter, but the Browns responded as Kevin Mack rushed for 34 yards in a 10-play, 76-yard drive that culminated with a 24-yard Moseley field goal that tied the score at 13. After two Denver punts, Kosar's 48-yard touchdown strike to Brian Brennan put Cleveland ahead 20-13 with 5:43 left in the game.

The kickoff rolled to the Denver 2-yard line, where the Broncos and Elway began "The Drive." On the fifth play (second-and-7 from the Broncos' 15), Elway rushed for 11 yards and a first down. He then found Steve Sewell for a 22-yard gain followed by a 12-yard strike to Steve Watson that gave Denver a first down on the Cleveland 40. After an incompletion and an 8-yard sack, Elway threw a 20-yard pass to Mark Jackson, moving the team to the Cleveland 28. An Elway-to-Sewell pass gave the Broncos a first down on the Browns' 14 with 57 seconds left. After an incompletion, Elway ran nine yards to the Cleveland 5-yard line. On the next play, he hit Jackson for a touchdown, and Karlis' extra point tied the score at 20 with 37 seconds left.

The Browns won the coin toss in overtime and elected to receive, but Denver's defense stopped them. Willhite returned the Cleveland punt to the Broncos' 25, where the Denver offense went to work. On second-and-5, Elway hit Orson Mobley for a 22-yard gain and three plays later threw a 28-yard pass to Watson. With a first down on Cleveland's 22-yard line, the Broncos rushed three times to get to the 15, and on fourth down, Karlis hit the 33-yard game-winning field goal.

OFFICIALS:

Referee — Chuck Heberling (46); **Umpire** — Gordon Wells (89); **Line Judge** — Bill Reynolds (53); **Side Judge** — Gary Lane (120); **Head Linesman** — Ed Marion (26); **Back Judge** — Ben Tompkins (52); **Field Judge** — Johnny Grier (23).

DENVER BRONCOS

OFFENSE

WR 82 V. Johnson
LT 70 D. Studdard
LG 54 K. Bishop
C 64 B. Bryan
RG 63 M. Cooper
RT 76 K. Lanier
TE 85 J. Hackett
WR 81 S. Watson
QB 7 J. Elway
RB 23 S. Winder
TE 89 O. Mobley

DEFENSE

LE 75 R. Jones
NT 71 G. Kragen
RE 61 A. Townsend
LOLB 50 J. Ryan
LILB 77 K. Mecklenburg
RILB 98 R. Hunley
ROLB 57 T. Jackson
LCB 20 L. Wright
RCB 31 M. Harden
SS 49 D. Smith
FS 43 S. Foley

BRONCOS SUBSTITUTIONS: P 2 M. Horan, K 3 R. Karlis, QB 8 G. Kubiak, S 22 T. Lilly, RB 30 S. Sewell, RB 33 G. Lang, RB 35 K. Bell, CB 45 S. Wilson, RB 47 G. Willhite, S 48 R. Robbins, LB 52 K. Woodard, LB 55 R. Dennison, LB 59 D. Comeaux, G 62 M. Freeman, NT 69 T. Colorito, DE 73 S. Fletcher, T 74 D. Remsberg, WR 80 M. Jackson, WR 84 C. Sampson, WR 87 B. Micho, TE 88 C. Kay, DE 90 F. Gilbert. **DID NOT PLAY:** CB 36 M. Haynes.

CLEVELAND BROWNS

OFFENSE

WR 88 R. Langhorne
LT 77 R. Bolden
LG 74 P. Farren
C 61 M. Baab
RG 69 D. Fike
RT 63 C. Risien
TE 82 O. Newsome
WR 84 W. Slaughter
QB 19 B. Kosar
RB 44 E. Byner
FB 34 K. Mack

DEFENSE

LE 96 R. Camp
NT 79 B. Golic
RE 78 C. Hairston
LOLB 56 C. Banks
LILB 51 E. Johnson
RILB 53 A. Griggs
ROLB 57 C. Matthews
LCB 31 F. Minnifield
RCB 29 H. Dixon
SS 24 R. Ellis
FS 37 C. Rockins

BROWNS SUBSTITUTIONS: K 3 M. Mosley, P 7 J. Gossett, S 22 F. Wright, CB 23 M. Harper, S 27 A. Gross, RB 28 H. Fontenot, RB 39 M. Everett, CB 48 D. Hoggard, LB 50 B. Van Pelt, LB 58 S. Nicholas, LB 59 M. Johnson, G 62 G. Lilja, G 70 L. Williams, NT 72 D. Puzzuoli, TE 81 H. Holt, WR 85 C. Weathers, WR 86 B. Brennan, TE 87 T. Tucker, WR 89 G. McNeil, DE 91 S. Clancy. **DID NOT PLAY:** QB 10 M. Pagel, RB 33 C. Dickey.

		1	2	3	4	OT	TOTAL	FIELD GOALS (made () & missed)			
VISITOR	Denver Broncos	0	10	3	7	3	23	R. Karlis	(19)	(26)	(33)
HOME	Cleveland Browns	7	3	0	10	0	20	M. Moseley	(29)	(24)	
Team	Qtr	Clock Time	PLAY DESCRIPTION (Extra Point) (Drive Info)					SCORE			
BROWNS	1	9:41	H. Fontenot 6 yd. pass from B. Kosar (M. Moseley, kick) (14-86, 7:18)					0	7		
BRONCOS	2	2:53	R. Karlis 19 yd. Field Goal (4-8, 0:54)					3	7		
BRONCOS	2	4:24	G. Willhite 1 yd. run (R. Karlis, kick) (5-37, 1:05)					10	7		
BROWNS	2	14:40	M. Moseley 29 yd. Field Goal (9-53, 4:01)					10	10		
BRONCOS	3	12:10	R. Karlis 26 yd. Field Goal (11-61, 4:28)					13	10		
BROWNS	4	2:22	M. Moseley 24 yd. Field Goal (10-76, 5:01)					13	13		
BROWNS	4	9:17	B. Brennan 48 yd. pass from B. Kosar (M. Moseley, kick) (3-52, 0:57)					13	20		
BRONCOS	4	14:23	M. Jackson 5 yd. pass from J. Elway (R. Karlis, kick) (15-98, 4:55)					20	20		
BRONCOS	5	5:48	R. Karlis 33 yd. Field Goal (9-60, 5:07)					23	20		

FINAL INDIVIDUAL STATISTICS

Denver Broncos										Cleveland Browns																					
RUSHING	ATT	YDS	AVG	LG	TD	RUSHING	ATT	YDS	AVG	LG	TD																				
S. Winder	26	83	3.2	9	0	K. Mack	26	94	3.6	15	0																				
J. Elway	4	56	14.0	34	0	B. Kosar	4	3	0.8	3	0																				
G. Lang	3	9	3.0	4	0	H. Fontenot	3	3	1.0	4	0																				
S. Sewell	1	1	1.0	1	0																										
G. Willhite	3	0	0.0	2	1																										
TOTAL	37	149	4.0	34	1	TOTAL	33	100	3.0	15	0																				
PASSING	ATT	CMP	YDS	TKD/YD	TD	LG	IN	Rtg.	PASSING	ATT	CMP	YDS	TKD/YD	TD	LG	IN	Rtg.														
J. Elway	38	22	244	2/19	1	28	1	74.9	B. Kosar	32	18	259	1/3	2	48	2	77.5														
TOTAL	38	22	244	2/19	1	28	1	74.9	TOTAL	32	18	259	1/3	2	48	2	77.5														
PASS RECEIVING	NO	YDS	AVG	LG	TD	PASS RECEIVING	NO	YDS	AVG	LG	TD																				
S. Watson	3	55	18.3	28	0	H. Fontenot	7	66	9.4	24	1																				
S. Sewell	3	47	15.7	22	0	B. Brennan	4	72	18.0	48	1																				
O. Mobley	3	36	12.0	22	0	R. Langhorne	2	35	17.5	22	0																				
V. Johnson	3	25	8.3	14	0	K. Mack	2	20	10.0	12	0																				
M. Jackson	2	25	12.5	20	1	C. Weathers	1	42	42.0	42	0																				
C. Kay	2	23	11.5	15	0	W. Slaughter	1	20	20.0	20	0																				
G. Willhite	2	20	10.0	16	0	E. Byner	1	4	4.0	4	0																				
S. Winder	2	2	1.0	5	0																										
C. Sampson	1	10	10.0	10	0																										
G. Lang	1	1	1.0	1	0																										
TOTAL	22	244	11.1	28	1	TOTAL	18	259	14.4	48	2																				
INTERCEPTIONS	NO	YDS	AVG	LG	TD	INTERCEPTIONS	NO	YDS	AVG	LG	TD																				
J. Ryan	1	26	26.0	26	0	M. Harper	1	0	0.0	0	0																				
R. Hunley	1	14	14.0	14	0																										
TOTAL	2	40	20.0	26	0	TOTAL	1	0	0.0	0	0																				
PUNTING	NO	YDS	AVG	NET	TB	IN20	LG	PUNTING	NO	YDS	AVG	NET	TB	IN20	LG																
M. Horan	6	244	40.7	34.5	0	1	48	J. Gossett	6	259	43.2	38.2	1	2	58																
J. Elway	1	19	19.0	19.0	0	1	19																								
TOTAL	7	263	37.6	32.3	0	2	48	TOTAL	6	259	43.2	38.2	1	2	58																
PUNT RETURNS	NO	YDS	AVG	FC	LG	TD	PUNT RETURNS	NO	YDS	AVG	FC	LG	TD																		
G. Willhite	3	10	3.3	1	4	0	G. McNeil	3	37	12.3	1	18	0																		
RETURNS	3	10	3.3	1	4	0	RETURNS	3	37	12.3	1	18	0																		
KICKOFF RETURNS	NO	YDS	AVG	FC	LG	TD	KICKOFF RETURNS	NO	YDS	AVG	FC	LG	TD																		
G. Lang	2	14	7.0	0	14	0	H. Fontenot	2	25	12.5	0	14	0																		
K. Bell	2	10	5.0	0	10	0	G. McNeil	4	80	40.0	0	30	0																		
M. Freeman	1	9	9.0	0	9	0																									
RETURNS	5	33	6.6	0	14	0	RETURNS	6	105	17.5	0	30	0																		
Denver Broncos	Own					Opp.					Out					Cleveland Browns	Own					Opp.					Out				
FUMBLES	Fum	Lost	Rec.	Yds	TD	FF	Rec.	Yds	TD	Bnds	FUMBLES	Fum	Lost	Rec.	Yds	TD	FF	Rec.	Yds	TD	Bnds										
K. Woodard	0	0	0	0	0	0	1	0	0	0	K. Mack	2	1	0	0	0	0	0	0	0	0										
K. Bell	2	0	2	0	0	0	0	0	0	0	T. Tucker	0	0	1	0	0	0	0	0	0	0										
K. Bishop	0	0	0	0	0	1	0	0	0	0	G. McNeil	1	0	0	0	0	0	0	0	0	0										
											C. Rockins	0	0	1	0	0	0	0	0	0	0										
TOTAL	2	0	2	0	0	1	1	0	0	0	TOTAL	3	1	2	0	0	0	0	0	0	0										


FINAL TEAM STATISTICS

	BRONCOS	BROWNS		BRONCOS	BROWNS
TOTAL FIRST DOWNS	22	17	PUNTS Number and Average	7-38	6-43
By Rushing	6	4	Had Blocked	0	0
By Passing	13	12	FGs – PATs Had Blocked	0-0	0-0
By Penalty	3	1	TOTAL RETURN YARDAGE (Not Including Kickoffs)	50	37
THIRD DOWN EFFICIENCY	5-18-28%	5-13-39%	No. and Yards Punt Returns	3-10	3-37
FOURTH DOWN EFFICIENCY	1-1-100%	0-0-0%	No. and Yards Kickoff Returns	5-33	6-105
TOTAL NET YARDS	374	356	No. and Yards Interception Returns	2-40	1-0
Total Offensive Plays (inc. times thrown passing)	77	66	PENALTIES Number and Yards	6-39	9-76
Average gain per offensive play	4.9	5.4	FUMBLES Number and Lost	2-0	3-1
NET YARDS RUSHING	149	100	TOUCHDOWNS	2	2
Total Rushing Plays	37	33	Rushing	1	0
Average gain per rushing play	4.0	3.0	Passing	1	2
NET YARDS PASSING	225	256	Returns	0	0
Times thrown – yards lost attempting to pass	2-19	1-3	EXTRA POINTS Made-Attempts	2-2	2-2
Gross yards passing	244	259	FIELD GOALS Made-Attempts	3-3	2-2
PASS ATTEMPTS-COMPLETIONS-HAD INTERCEPTED	38-22-1	32-18-2	SAFETIES	0	0
Average gain per pass play (inc. # thrown passing)	5.6	7.8	FINAL SCORE	23	20
			TIME OF POSSESSION	34:05	31:45

BRONCOS DEFENSIVE STATISTICS

(based on unofficial press box statistics)

PLAYER	UT	A	TT	S-YDS	I-YDS	PD	FF	FR	PLAYER	UT	A	TT	S-YDS	I-YDS	PD	FF	FR
L. Wright	6	1	7	0-0	0-0	2	0	0	S. Foley	3	2	5	0-0	0-0	0	0	0
K. Mecklenburg	5	2	7	0-0	0-0	0	0	0	K. Woodard	3	2	5	0-0	0-0	1	0	1
R. Jones	5	2	7	1-3	0-0	0	0	0	R. Robbins	3	1	4	0-0	0-0	3	0	0
J. Ryan	4	2	6	0-0	1-26	0	0	0	S. Fletcher	3	0	3	0-0	0-0	0	0	0
T. Jackson	2	4	6	0-0	0-0	0	0	0	R. Hunley	1	1	2	0-0	1-14	1	0	0
M. Harden	4	1	5	0-0	0-0	2	0	0	R. Dennison	1	0	1	0-0	0-0	0	0	0
T. Lilly	4	1	5	0-0	0-0	1	0	0	TEAM TOTALS	54	20	74	1-3	2-40	12	0	1



Denver 22, New England 17

Sunday, Jan. 4, 1987 • 2 p.m. MST • Mile High Stadium • Denver

WEATHER: Sunny, 65°, Wind S 9 mph • ATTENDANCE: 76,105 • TIME: 3:09

1986 AFC Divisional Playoff Game

Rulon Jones sacked Tony Eason in the end zone for a safety with 1:37 left on the clock to halt the Patriots' final comeback drive and give Denver a 22-17 win in an AFC Divisional Playoff Game in front of 76,105 fans at Mile High Stadium. The postseason victory was the first for the Broncos since the 1977 season.

The two teams traded punts for the first nine minutes of the game before Denver began its first scoring drive. Starting at their own 20, the Broncos took four plays to reach the New England 7-yard line behind John Elway completions of 39 and 21 yards. On second-and-goal from the 4, Elway rolled around the left side and was hit just short of the goal line. He was penalized (delay of game) for spiking the ball after the play, and that sent Denver back to the 6. Two plays later, Rich Karlis made a 27-yard field goal that gave Denver a 3-0 lead.

New England mounted a 7-play, 87-yard drive later in the quarter with Eason hitting Stanley Morgan for a 19-yard touchdown. The Broncos roared right back with a 13-play, 82-yard drive that was punctuated by a 22-yard touchdown run by Elway, giving them a 10-7 lead midway through the second quarter. The Patriots tied the score on the final play of the first half with a 38-yard Tony Franklin field goal.

Denver received the kickoff to open the second half and proceeded to chew up more than nine minutes off the clock. The Broncos ran the ball 11 times on the drive, which stalled on the Patriots' 5-yard line. Karlis' 22-yard field goal put Denver up 13-10.

Five plays into the next New England drive, the Patriots took a page out of Dan Reeves' bag of tricks, scoring on a flea-flicker that ended with a 45-yard touchdown pass from Eason to Morgan that gave New England its first lead of the game at 17-13. Denver jumped right back on top, traveling 86 yards on six plays to score on a 48-yard Elway-to-Vance Johnson pass on the last play of the third quarter.

The two teams both punted three times in the fourth quarter, and the last one, a Mike Horan punt of 54 yards, backed New England to its own 10-yard line. On first down, Eason dropped back to pass but was sacked for a safety by Jones. Denver recovered the onside free kick and held on to the ball and the win.

Elway completed 13-of-32 passes for 257 yards with one score, and Sammy Winder rushed for 102 yards on 19 carries. Johnson led the Broncos with 89 receiving yards. Defensively, four different Denver players had at least one sack.

OFFICIALS:

Referee — Jerry Seeman (70); **Umpire** — Rex Stuart (103); **Line Judge** — Ray Dodez (74); **Side Judge** — Bob Rice (80); **Head Linesman** — Burl Toler (37); **Back Judge** — Jim Poole (92); **Field Judge** — Ron Spittler (119).

DENVER BRONCOS

OFFENSE

WR 82 V. Johnson
LT 70 D. Studdard
LG 54 K. Bishop
C 64 B. Bryan
RG 60 P. Howard
RT 76 K. Lanier
TE 85 J. Hackett
WR 81 S. Watson
QB 7 J. Elway
RB 23 S. Winder
TE 89 O. Mobley

DEFENSE

LE 75 R. Jones
NT 71 G. Kragen
RE 61 A. Townsend
LOLB 50 J. Ryan
LILB 77 K. Mecklenburg
RILB 98 R. Hunley
ROLB 57 T. Jackson
LCB 20 L. Wright
FS 43 S. Foley
SS 48 R. Robbins
RCB 31 M. Harden

BRONCOS SUBSTITUTIONS: P 2 M. Horan, K 3 R. Karlis, QB 8 G. Kubiak, S 22 T. Lilly, RB 30 S. Sewell, RB 33 G. Lang, RB 35 K. Bell, CB 36 M. Haynes, CB 45 S. Wilson, RB 47 G. Willhite, LB 52 K. Woodard, LB 55 R. Dennison, LB 59 D. Comeaux, G 62 M. Freeman, G 63 M. Cooper, NT 69 T. Colorito, DE 73 S. Fletcher, T 74 D. Rensberg, WR 80 M. Jackson, WR 84 C. Sampson, WR 87 B. Micho, DE 90 F. Gilbert. **DID NOT PLAY:** S 49 D. Smith.

NEW ENGLAND PATRIOTS

OFFENSE

WR 86 S. Morgan
LT 76 B. Holloway
LG 66 P. Fairchild
C 58 P. Brock
RG 61 R. Wooten
RT 68 D. Haley
TE 48 G. Baty
WR 80 I. Fryar
QB 11 T. Eason
FB 30 M. Tatupu
HB 33 T. Collins

DEFENSE

LE 96 B. Williams
NT 90 T. Williams
RE 60 G. Veris
LOLB 56 A. Tippet
LILB 52 J. Rembert
RILB 50 L. McGrew
ROLB 55 D. Blackmon
LCB 43 E. Gibson
FS 31 F. Marion
SS 38 R. James
RCB 26 R. Clayborn


PATRIOTS SUBSTITUTIONS: K 1 T. Franklin, P 3 R. Camarillo, RB 21 R. Dupard, DB 22 E. Profit, CB 23 R. McSwain, RB 27 G. Hawthorne, S 28 J. Bowman, RB 32 C. James, LB 59 S. Doig, T 62 B. Bain, C 64 T. Matich, C 75 G. Morriss, WR 81 S. Starring, WR 82 D. Williams, WR 83 C. Jones, TE 88 W. Scott, NT 65 M. Ruth, LB 95 E. Reynolds, DE 97 M. Hodge, NT 98 D. Owens. **DID NOT PLAY:** QB 12 T. Ramsey, QB 14 S. Grogan, DB 42 R. Lippett.

		1	2	3	4	OT	TOTAL	FIELD GOALS (made () & missed)	
VISITOR	New England Patriots	0	10	7	0	—	17	T. Franklin	(38)
HOME	Denver Broncos	3	7	10	2	—	22	R. Karlis	(27) (22)
Team	Qtr	Clock Time	PLAY DESCRIPTION (Extra Point) (Drive Info)					SCORE	
BRONCOS	1	12:12	R. Karlis 27 yd. Field Goal (8-71, 3:07)					0	3
PATRIOTS	2	0:56	S. Morgan 19 yd. pass from T. Eason (T. Franklin, kick) (7-87, 2:24)					7	3
BRONCOS	2	7:18	J. Elway 22 yd. run (R. Karlis, kick) (13-82, 6:22)					7	10
PATRIOTS	2	14:58	T. Franklin 38 yd. Field Goal (5-8, 0:56)					10	10
BRONCOS	3	9:10	R. Karlis 22 yd. Field Goal (15-80, 9:10)					10	13
PATRIOTS	3	12:10	S. Morgan 45 yd. pass from T. Eason (T. Franklin, kick) (5-78, 3:00)					17	13
BRONCOS	3	15:00	V. Johnson 48 yd. pass from J. Elway (R. Karlis, kick) (6-86, 2:50)					17	20
BRONCOS	4	13:23	Safety—T. Eason tackled in end zone by R. Jones					17	22

FINAL INDIVIDUAL STATISTICS																					
New England Patriots									Denver Broncos												
RUSHING	ATT	YDS	AVG	LG	TD	RUSHING	ATT	YDS	AVG	LG	TD										
T. Collins	5	46	9.2	23	0	S. Winder	19	102	5.4	16	0										
C. James	10	31	3.1	17	0	G. Lang	11	44	4.0	14	0										
T. Eason	2	23	11.5	13	0	J. Elway	5	18	3.6	22	1										
R. Dupard	5	18	3.6	8	0	K. Bell	2	12	6.0	8	0										
G. Hawthorne	1	5	5.0	5	0	S. Sewell	2	8	4.0	8	0										
I. Fryar	1	-2	-2.0	-2	0	G. Willhite	3	4	1.3	3	0										
TOTAL	24	121	5.0	23	0	TOTAL	42	188	4.5	22	1										
PASSING	ATT	CMP	YDS	TKD/YD	TD	LG	IN	Rtg.	PASSING	ATT	CMP	YDS	TKD/YD	TD	LG	IN	Rtg.				
T. Eason	24	13	194	6/44	2	45	0	108.7	J. Elway	32	13	257	1/4	1	49	2	53.8				
TOTAL	24	13	194	6/44	2	45	0	108.7	TOTAL	32	13	257	1/4	1	49	2	53.8				
PASS RECEIVING	NO	YDS	AVG	LG	TD	PASS RECEIVING	NO	YDS	AVG	LG	TD										
T. Collins	4	46	11.5	20	0	V. Johnson	4	89	22.3	48	1										
S. Morgan	3	100	33.3	45	2	S. Sewell	3	41	13.7	39	0										
G. Baty	3	31	10.3	13	0	O. Mobley	2	69	34.5	49	0										
I. Fryar	2	11	5.5	7	0	S. Watson	1	21	21.0	21	0										
G. Hawthorne	1	6	6.0	6	0	B. Micho	1	20	20.0	20	0										
						S. Winder	1	16	16.0	16	0										
						G. Lang	1	1	1.0	1	0										
TOTAL	13	194	14.9	45	2	TOTAL	13	257	19.8	49	1										
INTERCEPTIONS	NO	YDS	AVG	LG	TD	INTERCEPTIONS	NO	YDS	AVG	LG	TD										
R. McSwain	1	2	2.0	2	0																
J. Rembert	1	0	0.0	0	0																
TOTAL	2	2	1.0	2	0	TOTAL	0	0	0.0	—	0										
PUNTING	NO	YDS	AVG	NET	TB	IN20	LG	PUNTING	NO	YDS	AVG	NET	TB	IN20	LG						
R. Camarillo	9	452	50.2	41.9	2	0	60	M. Horan	5	245	49.0	42.4	1	3	54						
								J. Elway	1	31	31.0	11.0	1	1	31						
TOTAL	9	452	50.2	41.9	2	0	60	Total	6	276	46.0	34.2	2	4	54						
PUNT RETURNS	NO	YDS	AVG	FC	LG	TD	PUNT RETURNS	NO	YDS	AVG	FC	LG	TD								
I. Fryar	2	13	6.5	0	9	0	G. Willhite	1	9	9.0	1	9	0								
							V. Johnson	3	26	8.7	0	13	0								
RETURNS	2	13	6.5	0	9	0	RETURNS	4	35	8.8	1	13	0								
KICKOFF RETURNS	NO	YDS	AVG	FC	LG	TD	KICKOFF RETURNS	NO	YDS	AVG	FC	LG	TD								
S. Starring	2	31	15.5	0	21	0	G. Lang	1	21	21.0	0	21	0								
							K. Bell	3	63	21.0	0	35	0								
RETURNS	2	31	15.5	0	21	0	Returns	4	84	21.0	0	35	0								
New England Patriots	Own	Opp.	Out	Denver Broncos	Own	Opp.	Out														
FUMBLES	Fum	Lost	Rec.	Yds	TD	FF	Rec.	Yds	TD	Bnds	FUMBLES	Fum	Lost	Rec.	Yds	TD	FF	Rec.	Yds	TD	Bnds
T. Eason	1	0	0	0	0	0	0	0	0	0	T. Eason	1	0	0	0	0	0	0	0	0	0
P. Brock	0	0	1	0	0	0	0	0	0	0	P. Brock	0	0	1	0	0	0	0	0	0	0
TOTAL	1	0	1	0	0	0	0	0	0	0	TOTAL	0	0	0	0	0	0	0	0	0	0

FINAL TEAM STATISTICS													
PATRIOTS							BRONCOS						
TOTAL FIRST DOWNS	12						23						
By Rushing	6						12						
By Passing	13						9						
By Penalty	0						2						
THIRD DOWN EFFICIENCY	2-12-17%						5-15-33%						
FOURTH DOWN EFFICIENCY	0-0-0%						0-0-0%						
TOTAL NET YARDS	271						441						
Total Offensive Plays (inc. times thrown passing)	54						75						
Average gain per offensive play	5.0						5.9						
NET YARDS RUSHING	121						188						
Total Rushing Plays	24						42						
Average gain per rushing play	5.0						4.5						
NET YARDS PASSING	150						253						
Times thrown – yards lost attempting to pass	6-44						1-4						
Gross yards passing	194						257						
PASS ATTEMPTS-COMPLETIONS-HAD INTERCEPTED	24-13-0						32-13-2						
Average gain per pass play (inc. # thrown passing)	5.0						7.7						
PUNTS Number and Average	9-50						6-46						
Had Blocked	0						0						
FGs – PATs Had Blocked	0-0						0-0						
TOTAL RETURN YARDAGE (Not Including Kickoffs)	15						35						
No. and Yards Punt Returns	2-13						4-35						
No. and Yards Kickoff Returns	2-31						4-84						
No. and Yards Interception Returns	2-2						0-0						
PENALTIES Number and Yards	5-45						3-20						
FUMBLES Number and Lost	1-0						0-0						
TOUCHDOWNS	2						2						
Rushing	0						1						
Passing	2						1						
Returns	0						0						
EXTRA POINTS Made-Attempts	2-2						2-2						
FIELD GOALS Made-Attempts	1-1						2-2						
SAFETIES	1						0						
FINAL SCORE	17						22						
TIME OF POSSESSION	24:31						35:29						

BRONCOS DEFENSIVE STATISTICS																	
(based on unofficial press box statistics)																	
PLAYER	UT	A	TT	S-YDS	I-YDS	PD	FF	FR	PLAYER	UT	A	TT	S-YDS	I-YDS	PD	FF	FR
J. Ryan	9	1	10	1-8	0-0	0	0	0	S. Wilson	2	0	2	0-0	0-0	3	0	0
S. Foley	3	2	5	0-0	0-0	0	0	0	G. Kragen	1	1	2	0-0	0-0	0	0	0
R. Hunley	3	2	5	0-0	0-0	1	0	0	K. Woodard	0	2	2	0-0	0-0	0	0	0
F. Gilbert	4	0	4	1-8	0-0	0	0	0	R. Dennison	1	0	1	0-0	0-0	0	0	0
M. Harden	4	0	4	0-0	0-0	0	0	0	L. Wright	1	0	1	0-0	0-0	0	0	0
R. Jones	3	1	4	2-19	0-0	0	0	0	Team	1	0	1	1-4	0-0	0	0	0
K. Mecklenburg	3	1	4	1-5	0-0	0	0	0	M. Haynes	0	1	1	0-0	0-0	0	0	0
T. Jackson	2	2	4	0-0	0-0	0	0	0	D. Comeaux	0	1	1	0-0	0-0	0	0	0
R. Robbins	3	0	3	0-0	0-0	0	0	0	S. Fletcher	0	1	1	0-0	0-0	0	0	0
T. Lilly	2	0	2	0-0	0-0	0	0	0	D. Smith	0	0	0	0-0	0-0	0	0	0
A. Townsend	2	0	2	0-0	0-0	0	0	0	TEAM TOTALS	47	15	62	6-44	0-0	4	0	0



Pittsburgh 24, Denver 17

Sunday, Dec. 30, 1984 • 2 p.m. MST • Mile High Stadium • Denver

WEATHER: Mostly Sunny, 52°, Wind N 7 mph • ATTENDANCE: 74,981 • TIME: 3:11

1984 AFC Divisional Playoff Game

The Denver Broncos, after posting the most regular-season wins in franchise history with a 13-3 record, lost an AFC Divisional Playoff Game to the Pittsburgh Steelers 24-17 in front of 74,981 fans at Mile High Stadium.

Denver had two possessions in the final two minutes of the game with a chance to tie but failed to score as Pittsburgh advanced to the AFC Championship Game.

The Broncos' opportunistic defense recovered two Steelers fumbles in the first quarter. Denver was unable to capitalize on the first takeaway with Rich Karlis missing a 39-yard field goal attempt. Pittsburgh then lost a fumble on its next play, setting up a 9-yard touchdown pass from John Elway to running back Jim Wright that gave the Broncos a 7-0 lead.

Pittsburgh scored on a 28-yard field goal on the first play of the second quarter, and just before halftime, the Steelers took a 10-7 lead on Frank Pollard's 1-yard touchdown run.

Denver tied the game early in the third quarter on a 21-yard Karlis field goal. The Broncos regained their lead midway through the quarter on their next possession, scoring on a 20-yard pass from Elway to wide receiver Steve Watson.

The Steelers answered with a scoring drive of their own, tying the game at 17 on a 10-yard Mark Malone-to-Louis Lipps pass 11:41 into the third quarter.

A turnover by the Broncos late in the game set up the Steelers' game-winning touchdown. Pittsburgh's Eric Williams intercepted an Elway pass and returned it to the Denver 2-yard line with only 2:45 left in the game, and two plays later, Pollard scored on a rush to give the Steelers a 24-17 advantage. Denver couldn't move the ball on its final two possessions as time expired.

Elway finished the game with 184 yards on 19-of-37 passing with two touchdowns and two interceptions. Watson led all players with 177 yards on 11 catches with one touchdown and a long reception of 52 yards.

Pittsburgh's defense limited the Broncos to just 51 yards on 22 carries (2.3 avg.) and held Denver to just 4-of-13 (30.8%) success on third downs.

The Steelers' offense racked up 381 yards of total offense, and Malone completed 17-of-28 passes for 224 yards with one touchdown. Pollard led all players with 99 yards on 16 carries (6.2 avg.) and scored a pair of touchdowns while Walter Abercrombie added 75 yards on 17 carries as part of a Pittsburgh ground game that totaled 169 yards.

OFFICIALS:

Referee — Fred Wyant (11); **Umpire** — Art Demmas (78); **Line Judge** — Vern Marshall (94); **Side Judge** — Royal Cathcart (16); **Head Linesman** — Dale Williams (8); **Back Judge** — Dick Hantak (105); **Field Judge** — Bob Lewis (18).

DENVER BRONCOS

OFFENSE

WR 85 D. Summers
LT 70 D. Studdard
LG 54 K. Bishop
C 64 B. Bryan
RG 60 P. Howard
RT 76 K. Lanier
TE 88 C. Kay
WR 81 S. Watson
RB 23 S. Winder
QB 7 J. Elway
HB 87 J. Wright

DEFENSE

LE 79 B. Chavous
NT 68 R. Carter
RE 75 R. Jones
LOLB 50 J. Ryan
LILB 55 R. Dennison
RILB 58 S. Busick
ROLB 57 T. Jackson
LCB 20 L. Wright
SS 49 D. Smith
FS 43 S. Foley
RCB 31 M. Harden

BRONCOS SUBSTITUTIONS: P 1 C. Norman, K 3 R. Karlis, S 22 T. Lilly, RB 24 R. Parros, DB 28 R. Jackson, RB 33 G. Lang, RB 39 J. Myles, CB 45 S. Wilson, RB 47 G. Willhite, DB 48 R. Robbins, LB 52 K. Woodard, LB 59 D. Comeaux, DL 61 A. Townsend, G 62 M. Freeman, DE 65 W. Bowyer, NT 66 S. Garnett, T 72 M. Graves, OL 74 W. Hood, DE 77 K. Mecklenburg, WR 80 R. Alexander, WR 84 C. Sampson, LB 98 R. Hunley.
DID NOT PLAY: QB 8 G. Kubiak, 26 C. Brewer, 67 G. Hyde, 69 B. Manor.

PITTSBURGH STEELERS

OFFENSE

WR 82 J. Stallworth
LT 63 P. Rostovsky
LG 73 C. Wolfley
C 52 M. Webster
RG 74 T. Long
RT 62 T. Ilkin
TE 81 D. Nelson
WR 83 L. Lipps
QB 16 M. Malone
RB 34 W. Abercrombie
FB 30 F. Pollard

DEFENSE

LE 95 J. Goodman
NT 67 G. Dunn
RE 64 E. Nelson
LOLB 57 M. Merriweather
LILB 50 D. Little
RILB 56 R. Cole
ROLB 53 B. Hinkle
LCB 49 D. Woodruff
RCB 41 S. Washington
SS 31 D. Shell
FS 21 E. Williams

STEELERS SUBSTITUTIONS: K 1 G. Anderson, P 5 C. Colquitt, CB 22 R. Woods, TE 23 L. Brown, RB 24 R. Erenberg, RB 26 S. Gillespie, S 28 E. Williams, CB 29 R. Johnson, CB 33 H. Clayton, RB 38 E. Veals, RB 40 A. Corley, LB 54 C. Bigham, LB 59 T. Seabaugh, C. 60 R. Rasmussen, T 72 R. Snell, DE 78 M. Catano, WR 80 W. Capers, WR 85 C. Sweeney, WR 87 W. Thompson, LB 90 B. Kohrs, DE K. 92 Gary, DE K. 93 Willis, TE 89 B. Cunningham. **DID NOT PLAY:** QB 10 S. Campbell, QB 19 D. Woodley, G 61 B. Wingle, T 77 S. August.

		1	2	3	4	OT	TOTAL	FIELD GOALS (made () & missed)				
VISITOR	Pittsburgh Steelers	0	10	7	7	—	24	G. Anderson	(28)	40WR	26WL	39WR
HOME	Denver Broncos	7	0	10	0	—	17	R. Karlis	39WR	57S	(21)	
Team	Qtr	Clock Time	PLAY DESCRIPTION (Extra Point) (Drive Info)					SCORE				
BRONCOS	1	8:30	J. Wright 9 yd. pass from J. Elway (R. Karlis, kick) (5-22, 2:25)					0	7			
STEELERS	2	0:04	G. Anderson 28 yd. Field Goal (12-62, 6:16)					3	7			
STEELERS	2	13:46	F. Pollard 1 yd. run (G. Anderson, kick) (8-78, 1:56)					10	7			
BRONCOS	3	2:50	R. Karlis 21 yd. Field Goal (4-0, 1:47)					10	10			
BRONCOS	3	7:45	S. Watson 20 yd. pass from J. Elway (R. Karlis, kick) (6-46, 3:01)					10	17			
STEELERS	3	11:41	L. Lipps 10 yd. pass from M. Malone (G. Anderson, kick) (7-66, 3:46)					17	17			
STEELERS	4	13:01	F. Pollard 2 yd. run (G. Anderson, kick) (3-2, 1:36)					24	17			

FINAL INDIVIDUAL STATISTICS																												
Pittsburgh Steelers									Denver Broncos																			
RUSHING	ATT	YDS	AVG	LG	TD	RUSHING	ATT	YDS	AVG	LG	TD	RUSHING	ATT	YDS	AVG	LG	TD											
F. Pollard	16	99	6.2	23	2	S. Winder	15	37	2.5	9	0	J. Elway	4	16	4.0	13	0											
W. Abercrombie	17	75	4.4	18	0	G. Willhite	1	1	1.0	1	0	G. Willhite	1	1	1.0	1	0											
E. Veals	1	1	1.0	1	0	R. Parros	1	0	0.0	0	0	S. Watson	1	-3	-3.0	-3	0											
L. Lipps	1	0	0	0	0	S. Watson	1	-3	-3.0	-3	0	TOTAL	22	51	2.3	13	0											
M. Malone	5	-6	-1.2	0	0	TOTAL	22	51	2.3	13	0	TOTAL	22	51	2.3	13	0											
TOTAL	40	169	4.2	23	2	TOTAL	22	51	2.3	13	0	TOTAL	22	51	2.3	13	0											
PASSING	ATT	CMP	YDS	TKD/YD	TD	LG	IN	Rtg.	PASSING	ATT	CMP	YDS	TKD/YD	TD	LG	IN	Rtg.											
M. Malone	28	17	224	2/12	1	25	0	97.9	J. Elway	37	19	184	4/37	2	21	2	61.1											
									G. Willhite	1	1	52	0/0	0	52	0	118.8											
TOTAL	28	17	224	2/12	1	25	0	97.9	TOTAL	38	20	236	4/37	2	52	2	67.4											
PASS RECEIVING	NO	YDS	AVG	LG	TD	PASS RECEIVING	NO	YDS	AVG	LG	TD	PASS RECEIVING	NO	YDS	AVG	LG	TD											
L. Lipps	5	86	17.2	25	1	S. Watson	11	177	16.1	52	1	S. Watson	11	177	16.1	52	1											
F. Pollard	4	48	12.0	17	0	S. Winder	4	22	5.5	8	0	S. Winder	4	22	5.5	8	0											
J. Stallworth	3	38	12.7	14	0	J. Wright	2	16	8.0	9	1	J. Wright	2	16	8.0	9	1											
W. Abercrombie	3	18	9.0	6	0	G. Willhite	2	12	6.0	8	0	G. Willhite	2	12	6.0	8	0											
B. Cunningham	1	19	19.0	19	0	R. Alexander	1	9	9.0	9	0	R. Alexander	1	9	9.0	9	0											
R. Thompson	1	15	15.0	15	0																							
TOTAL	17	224	13.2	25	1	TOTAL	20	236	11.8	52	2	TOTAL	20	236	11.8	52	2											
INTERCEPTIONS	NO	YDS	AVG	LG	TD	INTERCEPTIONS	NO	YDS	AVG	LG	TD	INTERCEPTIONS	NO	YDS	AVG	LG	TD											
E. Williams	1	28	28.0	28	0																							
G. Dunn	1	6	6.0	6	0																							
TOTAL	2	34	17.0	28	0	TOTAL	0	0	0.0	—	0	TOTAL	0	0	0.0	—	0											
PUNTING	NO	YDS	AVG	NET	TB	IN20	LG	PUNTING	NO	YDS	AVG	NET	TB	IN20	LG	PUNTING	NO	YDS	AVG	NET	TB	IN20	LG					
C. Colquitt	2	85	42.5	34.0	0	0	46	C. Norman	4	169	42.3	40.0	0	1	51	C. Norman	4	169	42.3	40.0	0	1	51					
(BLOCKED)	1	0	0.0	0.0	0	0	0																					
TOTAL	3	85	28.3	25.3	0	0	46	TOTAL	4	169	42.3	40.0	0	1	51	TOTAL	4	169	42.3	40.0	0	1	51					
PUNT RETURNS	NO	YDS	AVG	FC	LG	TD	PUNT RETURNS	NO	YDS	AVG	FC	LG	TD	PUNT RETURNS	NO	YDS	AVG	FC	LG	TD								
L. Lipps	3	9	3.0	0	7	0	G. Willhite	2	17	8.5	0	17	0	G. Willhite	2	17	8.5	0	17	0								
RETURNS	3	9	3.0	0	7	0	RETURNS	2	17	8.5	0	17	0	RETURNS	2	17	8.5	0	17	0								
KICKOFF RETURNS	NO	YDS	AVG	FC	LG	TD	KICKOFF RETURNS	NO	YDS	AVG	FC	LG	TD	KICKOFF RETURNS	NO	YDS	AVG	FC	LG	TD								
L. Lipps	3	73	24.3	0	34	0	G. Willhite	2	56	28.0	0	31	0	G. Willhite	2	56	28.0	0	31	0								
R. Erenberg	1	29	29.0	0	29	0																						
RETURNS	4	102	25.5	0	34	0	RETURNS	2	56	28.0	0	31	0	RETURNS	2	56	28.0	0	31	0								
Pittsburgh Steelers	Own	Opp.	Out	Denver Broncos	Own	Opp.	Out	Pittsburgh Steelers	Own	Opp.	Out	Denver Broncos	Own	Opp.	Out	Pittsburgh Steelers	Own	Opp.	Out	Denver Broncos	Own	Opp.	Out					
FUMBLES	Fum	Lost	Rec.	Yds	TD	FF	Rec.	Yds	TD	Bnds	FUMBLES	Fum	Lost	Rec.	Yds	TD	FF	Rec.	Yds	TD	Bnds	FUMBLES	Fum	Lost	Rec.	Yds	TD	Bnds
M. Malone	2	2	0	0	0	0	0	0	0	0	J. Elway	1	0	1	0	0	0	0	0	0	0	J. Elway	1	0	1	0	0	0
L. Lipps	1	0	1	0	0	0	0	0	0	0	A. Townsend	0	0	0	0	0	0	1	0	0	0	A. Townsend	0	0	0	0	0	0
											T. Jackson	0	0	0	0	0	0	1	0	0	0	T. Jackson	0	0	0	0	0	0
											G. Willhite	1	0	1	0	0	0	0	0	0	0	G. Willhite	1	0	1	0	0	0
TOTAL	3	2	1	0	0	0	0	0	0	0	TOTAL	2	0	2	0	0	0	2	0	0	0	TOTAL	2	0	2	0	0	0

FINAL TEAM STATISTICS												
STEELERS						BRONCOS						
TOTAL FIRST DOWNS						25						
By Rushing						12						
By Passing						13						
By Penalty						0						
THIRD DOWN EFFICIENCY						5-13-39%						
FOURTH DOWN EFFICIENCY						0-0-0%						
TOTAL NET YARDS						381						
Total Offensive Plays (inc. times thrown passing)						70						
Average gain per offensive play						5.4						
NET YARDS RUSHING						169						
Total Rushing Plays						40						
Average gain per rushing play						4.2						
NET YARDS PASSING						212						
Times thrown – yards lost attempting to pass						2-12						
Gross yards passing						224						
PASS ATTEMPTS-COMPLETIONS-HAD INTERCEPTED						28-17-0						
Average gain per pass play (inc. # thrown passing)						7.1						
PUNTS Number and Average												
Had Blocked												
FGs – PATs Had Blocked												
TOTAL RETURN YARDAGE (Not Including Kickoffs)												
No. and Yards Punt Returns												
No. and Yards Kickoff Returns												
No. and Yards Interception Returns												
PENALTIES Number and Yards												
FUMBLES Number and Lost												
TOUCHDOWNS												
Rushing												
Passing												
Returns												
EXTRA POINTS Made-Attempts												
FIELD GOALS Made-Attempts												
SAFETIES												
FINAL SCORE												
TIME OF POSSESSION												

BRONCOS DEFENSIVE STATISTICS																	
(based on unofficial press box statistics)																	
PLAYER	UT	A	TT	S-YDS	I-YDS	PD	FF	FR	PLAYER	UT	A	TT	S-YDS	I-YDS	PD	FF	FR
D. Smith	9	2	11	0-0	0-0	0	0	0	R. Hunley	2	0	2	0-0	0-0	0	0	0
S. Busick	8	0	8	0-0	0-0	0	0	0	W. Bowyer	1	1	2	0-0	0-0	0	0	0
L. Wright	8	0	8	0-0	0-0	2	0	0	D. Comeaux	1	1	2	0-0	0-0	0	0	0
S. Foley	6	2	8	0-0	0-0	1	0	0	K. Mecklenburg	1	1	2	0-0	0-0	0	0	0
R. Dennison	4	3	7	0-0	0-0	0	0	0	R. Robbins	1	1	2	0-0	0-0	2	0	0
J. Ryan	4	3	7	1-0	0-0	0	0	0	S. Wilson	1	1	2	0-0	0-0	0	0	0
R. Jones	5	0	5	1-12	0-0	0	0	0	T. Lilly	1	0	1	0-0	0-0	0	0	0
M. Harden	4	0	4	0-0	0-0	1	0	0	R. Carter	1	0	1	0-0	0-0	0	0	0
T. Jackson	2	2	4	0-0	0-0	1	0	1	A. Townsend	0	0	0	0-0	0-0	0	0	1
B. Chavous	2	0	2	0-0	0-0	0	0	0	TEAM TOTALS	61	17	78	2-12	0-0	7	0	2



Seattle 31, Denver 7

Saturday, Dec. 24, 1983 • 1 p.m. PST • Kingdome • Seattle

WEATHER: Indoors • ATTENDANCE: 60,752 • TIME: 2:53

1983 AFC Wild Card Playoff Game

The Seattle Seahawks broke open a close contest against the Denver Broncos with two second-half Dave Krieg touchdown passes that propelled them to a 31-7 win in an AFC Wild Card Playoff Game in front of 60,752 fans at the Kingdome.

It didn't take the Seahawks long to get on the scoreboard as they traveled 62 yards on eight plays during their first offensive possession for a touchdown. Krieg connected with Steve Largent on a 17-yard scoring pass for a 7-0 lead with less than five minutes gone in the first quarter.

Later that period, the Broncos came back to tie the game after they mounted a 9-play, 76-yard touchdown drive. The score came on a 13-yard pass from Steve DeBerg to Jesse Myles.

Denver looked poised to take the lead, but Seattle cornerback Kerry Justin intercepted a DeBerg pass on the Broncos' next drive to end the threat. Seattle drove to Denver's 20-yard line, where Norm Johnson converted a 37-yard field goal.

On its next possession, Denver drove to the Seattle 4-yard line, but a fumble by running back Gerald Willhite was recovered by safety Paul Moyer. The Seahawks were able to run out the clock in the first half and hold on to their 10-7 lead.

The second half belonged to the Seahawks. Krieg passed for two more touchdowns and fullback David Hughes ran for another, making the score 31-7.

In the third quarter, Seattle travelled 73 yards on five plays and scored on Krieg's second touchdown pass of the game that went to tight end Pete Metzelaars.

Krieg threw his third touchdown pass of the afternoon early in the fourth quarter to give Seattle a 24-7 lead. He found wide receiver Paul Johns for an 18-yard touchdown strike, which capped a 9-play, 61-yard drive.

The Seahawks' final points came late in the fourth quarter when Hughes scored on a 2-yard run.

Despite totaling 360 yards of offense, Denver could not keep up with Seattle. Three turnovers—interceptions by DeBerg and John Elway along with a fumble by Willhite—proved to be the difference. DeBerg ended the game with 131 yards on 14-of-19 passing, and Elway added 123 yards on 10-of-15 passing in his first career postseason game.

For the Seahawks, Krieg completed 12-of-13 passes for 200 yards with three touchdowns and no interceptions. He finished with a perfect 158.3 passer rating.

OFFICIALS:

Referee — Red Cashion (43); **Umpire** — John Keck (67); **Line Judge** — Dick McKenzie (41); **Side Judge** — Gil Mace (90); **Head Linesman** — Sid Semon (109); **Back Judge** — Don Wedge (28); **Field Judge** — Bob Wortman (84).

DENVER BRONCOS

OFFENSE

WR 84 C. Sampson
LT 70 D. Studdard
LG 54 K. Bishop
C 64 B. Bryan
RG 60 P. Howard
RT 76 K. Lanier
TE 85 R. Egloff
WR 81 S. Watson
QB 17 S. DeBerg
RB 23 S. Winder
FB 34 N. Poole

DEFENSE

LE 79 B. Chavous
NT 68 R. Carter
RE 75 R. Jones
LOLB 50 J. Ryan
RT 72 D. Latimer
RILB 53 R. Gradishar
ROLB 57 T. Jackson
LCB 20 L. Wright
RCB 31 M. Harden
SS 49 D. Smith
FS 43 S. Foley

BRONCOS SUBSTITUTIONS: K 3 R. Karlis, QB 7 J. Elway, P 11 L. Prestridge, CB 21 M. Dupree, DB 28 R. Jackson, S 29 W. Myers, DB 37 S. Trimble, RB 39 J. Myles, CB 45 S. Wilson, HB 46 D. Preston, RB 47 G. Willhite, LB 52 K. Woodard, LB 55 R. Dennison, LB 58 S. Busick, LB 59 D. Comeaux, G 62 T. Glasic, G 63 M. Cooper, DE 65 W. Bowyer, DE 66 B. Manor, T 67 K. Uecker, T 74 J. Baker, LB 77 K. Mecklenburg, DE 78 R. Stachowski, WR 82 Z. Thomas, TE 83 J. Sawyer, TE 88 R. Odoms. **DID NOT PLAY:** QB 8 G. Kubiak.

SEATTLE SEAHAWKS

OFFENSE

TE 88 P. Metzelaars
LT 64 R. Essink
LG 65 E. Bailey
C 59 B. Bush
RG 61 R. Pratt
RT 76 S. August
TE 87 C. Young
WR 80 S. Largent
QB 17 D. Krieg
RB 28 C. Warner
FB 32 C. Bryant

DEFENSE

LE 79 J. Green
NT 72 J. Nash
RE 77 J. Bryant
LOLB 58 B. Scholtz
LILB 52 J. Norman
RILB 53 K. Butler
ROLB 56 G. Gaines
LCB 26 K. Justin
RCB 22 D. Brown
SS 45 K. Easley
FS 44 J. Harris

SEAHAWKS SUBSTITUTIONS: P 8 J. West, K 9 N. Johnson, QB 10 J. Zorn, S 21 P. Moyer, CB 27 G. Johnson, WR 29 H. Jackson, RB 31 Z. Dixon, FB 33 D. Doornink, S 35 D. Dufek, RB 37 E. Lane, CB 42 K. Simpson, FB 46 D. Hughes, LB 51 S. Merriman, LB 57 S. Robinson, LB 63 M. Hicks, G 66 B. Dugan, DE 70 D. Irvin, DT 74 M. Tuiaosopo, WR 83 C. Castor, DE 84 S. Clancy, WR 85 P. Johns, TE 86 M. Tice, WR 89 B. Walker. **DID NOT PLAY:** WR 55 M. Jackson, C 62 K. Kauahi, G 67 R. McKenzie, T 69 M. Hernandez.

		1	2	3	4	OT	TOTAL	FIELD GOALS (made () & missed)	
VISITOR	Denver Broncos	7	0	0	0	—	7		
HOME	Seattle Seahawks	7	3	7	14	—	31	N. Johnson (37)	
Team	Qtr	Clock Time	PLAY DESCRIPTION (Extra Point) (Drive Info)				SCORE		
							Visitor	Home	
SEAHAWKS	1	4:42	S. Largent 17 yd. pass from D. Krieg (N. Johnson, kick) (8-62, 4:33)				0	7	
BRONCOS	1	11:22	J. Myles 13 yd. pass from S. DeBerg (R. Karlis, kick) (9-76, 4:08)				7	7	
SEAHAWKS	2	5:35	N. Johnson 37 yd. Field Goal (9-32, 4:33)				7	10	
SEAHAWKS	3	7:02	P. Metzelaars 5 yd. pass from D. Krieg (N. Johnson, kick) (5-73, 3:19)				7	17	
SEAHAWKS	4	0:04	P. Johns 18 yd. pass from D. Krieg (N. Johnson, kick) (9-61, 4:17)				7	24	
SEAHAWKS	4	5:26	D. Hughes 2 yd. run (N. Johnson, kick) (9-64, 4:43)				7	31	

FINAL INDIVIDUAL STATISTICS																					
Denver Broncos									Seattle Seahawks												
RUSHING	ATT	YDS	AVG	LG	TD				RUSHING	ATT	YDS	AVG	LG	TD							
S. Winder	16	59	3.7	35	0				C. Warner	23	99	4.3	15	0							
N. Poole	7	25	3.6	7	0				D. Hughes	3	16	5.3	9	1							
J. Elway	3	16	5.3	11	0				C. Bryant	5	15	3.0	4	0							
G. Willhite	5	16	3.2	6	0				D. Krieg	3	9	3.0	6	0							
C. Sampson	1	8	8.0	8	0				Z. Dixon	3	4	1.3	5	0							
S. Watson	1	1	1.0	1	0				J. Zorn	1	2	2.0	2	0							
TOTAL	33	125	3.8	35	0				TOTAL	38	145	3.8	15	1							
PASSING	ATT	CMP	YDS	TKD/YD	TD	LG	IN	Rtg.	PASSING	ATT	CMP	YDS	TKD/YD	TD	LG	IN	Rtg.				
S. DeBerg	19	14	131	2/19	1	22	1	87.8	D. Krieg	13	12	200	2/21	3	41	0	158.3				
J. Elway	15	10	123	0/0	0	31	1	64.0													
TOTAL	34	24	254	2/19	1	31	2	77.3	TOTAL	13	12	200	2/21	3	41	0	158.3				
PASS RECEIVING			NO	YDS	AVG	LG	TD				PASS RECEIVING			NO	YDS	AVG	LG	TD			
S. Myles			7	73	10.4	18	1				S. Largent			4	76	19.0	34	1			
S. Watson			4	51	12.8	22	0				C. Warner			3	22	7.3	9	0			
N. Poole			4	17	4.3	8	0				P. Johns			2	59	29.5	41	1			
C. Sampson			3	52	17.3	31	0				C. Young			2	38	19.0	28	0			
S. Winder			2	13	6.5	11	0				P. Metzelaars			1	5	5.0	5	1			
Z. Thomas			1	19	19.0	19	0														
R. Egloff			1	16	16.0	16	0														
S. Wilson			1	12	12.0	12	0														
G. Willhite			1	1	1.0	1	0														
TOTAL			24	254	10.6	31	1				TOTAL			12	200	16.7	41	3			
INTERCEPTIONS			NO	YDS	AVG	LG	TD				INTERCEPTIONS			NO	YDS	AVG	LG	TD			
											K. Justin			1	45	45.0	45	0			
											G. Johnson			1	0	0.0	0	0			
TOTAL			0	0	0.0	—	0				TOTAL			2	45	22.5	45	0			
PUNTING	NO	YDS	AVG	NET	TB	IN20	LG				PUNTING	NO	YDS	AVG	NET	TB	IN20	LG			
L. Prestridge	4	191	47.8	33.3	0	0	49				J. West	3	125	41.7	38.3	0	0	47			
TOTAL	4	191	47.8	33.3	0	0	49				TOTAL	3	125	41.7	38.3	0	0	47			
PUNT RETURNS	NO	YDS	AVG	FC	LG	TD				PUNT RETURNS	NO	YDS	AVG	FC	LG	TD					
Z. Thomas	3	10	3.3	0	6	0				P. Johns	4	58	14.5	0	19	0					
RETURNS	3	10	3.3	0	6	0				RETURNS	4	58	14.5	0	19	0					
KICKOFF RETURNS	NO	YDS	AVG	FC	LG	TD				KICKOFF RETURNS	NO	YDS	AVG	FC	LG	TD					
Z. Thomas	4	81	20.3	0	22	0				Z. Dixon	2	43	21.5	0	31	0					
S. Wilson	2	37	18.5	0	20	0															
RETURNS	6	118	19.7	0	22	0				RETURNS	2	43	21.5	0	31	0					
Denver Broncos	Own			Opp.			Out			Seattle Seahawks	Own			Opp.			Out				
FUMBLES	Fum	Lost	Rec.	Yds	TD	FF	Rec.	Yds	TD	Bnds	FUMBLES	Fum	Lost	Rec.	Yds	TD	FF	Rec.	Yds	TD	Bnds
G. Willhite	1	1	0	0	0	0	0	0	0	0	C. Warner	1	0	0	0	0	0	0	0	0	0
											P. Metzelaars	0	0	1	0	0	0	0	0	0	0
											P. Moyer	0	0	0	0	0	0	1	0	0	0
TOTAL	1	1	0	0	0	0	0	0	0	0	TOTAL	1	0	1	0	0	0	1	0	0	0

FINAL TEAM STATISTICS																
BRONCOS							SEAHAWKS									
TOTAL FIRST DOWNS							21	PUNTS Number and Average							4-48	3-42
By Rushing							5	Had Blocked							0	0
By Passing							14	FGs – PATs Had Blocked							0-0	0-0
By Penalty							2	TOTAL RETURN YARDAGE (Not Including Kickoffs)							9-128	8-146
THIRD DOWN EFFICIENCY							9-17-53%	No. and Yards Punt Returns							3-10	4-58
FOURTH DOWN EFFICIENCY							1-2-50%	No. and Yards Kickoff Returns							6-118	2-43
TOTAL NET YARDS							360	No. and Yards Interception Returns							0-0	2-45
Total Offensive Plays (inc. times thrown passing)							69	PENALTIES Number and Yards							5-35	3-34
Average gain per offensive play							5.2	FUMBLES Number and Lost							1-1	1-0
NET YARDS RUSHING							125	TOUCHDOWNS							1	4
Total Rushing Plays							33	Rushing							0	1
Average gain per rushing play							3.8	Passing							1	3
NET YARDS PASSING							235	Returns							0	0
Times thrown – yards lost attempting to pass							2-19	EXTRA POINTS Made-Attempts							1-1	4-4
Gross yards passing							254	FIELD GOALS Made-Attempts							0-0	1-1
PASS ATTEMPTS-COMPLETIONS-HAD INTERCEPTED							34-24-2	SAFETIES							0	0
Average gain per pass play (inc. # thrown passing)							6.5	FINAL SCORE							7	31
								TIME OF POSSESSION							30:57	29:03

BRONCOS DEFENSIVE STATISTICS																	
(based on unofficial press box statistics)																	
PLAYER	UT	A	TT	S-YDS	I-YDS	PD	FF	FR	PLAYER	UT	A	TT	S-YDS	I-YDS	PD	FF	FR
J. Ryan	6	1	7	0-0	0-0	0	0	0	S. Foley	2	3	5	0-0	0-0	0	0	0
S. Busick	5	1	6	0-0	0-0	0	0	0	R. Jones	2	3	5	0-0	0-0	0	0	0
T. Jackson	5	1	6	0-0	0-0	0	0	0	D. Smith	4	0	4	0-0	0-0	0	0	0
R. Gradishar	4	2	6	0-0	0-0	0	0	0	L. Wright	2	0	2	0-0	0-0	0	0	0
M. Harden	4	2	6	0-0	0-0	0	0	0	K. Woodard	2	0	2	1-11	0-0	0	0	0
B. Chavous	2	4	6	0-0	0-0	0	0	0	B. Manor	1	0	1	1-10	0-0	0	0	0
R. Carter	4	1	5	0-0	0-0	0	0	0	W. Myers	1	0	1	0-0	0-0	0	0	0
D. Latimer	4	1	5	0-0	0-0	0	0	0	TEAM TOTALS	48	19	67	2-21	0-0	0	0	0



Houston 13, Denver 7

Sunday, Dec. 23, 1979 • 3 p.m. CST • Astrodome • Houston

WEATHER: Indoors • ATTENDANCE: 48,776 • TIME: 2:59

1979 AFC Wild Card Playoff Game

Toni Fritsch kicked two field goals that provided the margin of victory as the Houston Oilers played strong second-half defense to defeat the Denver Broncos 13-7 in an AFC Wild Card Playoff Game at the Astrodome in front of 48,776 fans.

Fritsch opened the scoring with a 31-yard first-quarter field goal, which capped an 11-play, 64-yard drive.

Denver came back to take a 7-3 lead later in the opening period on a 7-yard pass from Craig Morton to running back Dave Preston. The scoring drive covered 80 yards on 11 plays.

Houston went ahead to stay on a 3-yard run by Earl Campbell at 14:14 of the second quarter. The scoring drive totaled 74 yards on nine plays, but Campbell was injured on the touchdown run and did not return to action in the second half. Houston took the 10-7 lead into halftime.

After a scoreless third quarter, Denver linebacker Bob Swenson intercepted a Gifford Nielsen pass at the Oilers' 26-yard line midway through the fourth period. However, two sacks of Morton led to a 50-yard field goal attempt by Fred Steinfort that hit the upright.

On the ensuing possession, the Oilers drove for a second field goal by Fritsch, this one from 20 yards that provided the final victory margin for Houston.

Denver drove to the Houston 27-yard line at the 2-minute mark, but the Oilers' defense again rose to the occasion to stifle the threat and secure the win.

Oilers quarterback Dan Pastorini and wide receiver Ken Burrough left the contest due to injuries early in the second half, putting a severe crimp in the Houston attack. But the Broncos were able to move the ball for only 216 yards, and the tenacious Houston defense sacked Morton six times for 40 yards on the afternoon.

Morton finished the game with 144 yards on 14-of-27 passing with one touchdown and one interception. On the ground, Houston's defense held the Broncos to just 51 yards by Otis Armstrong and 29 by Larry Canada. Denver also was limited to 4-of-13 (30.8%) success on third down and was forced to punt six times in the contest.

For Houston, Pastorini threw for 149 yards on 8-of-18 passing with one interception. Campbell rushed for 50 yards on 16 carries and Carpenter added 59 yards on 16 carries.

OFFICIALS:

Referee — Gene Barth (14); **Umpire** — Bob Boylston (101); **Line Judge** — Bill Reynolds (53); **Side Judge** — Royal Cathcart (16); **Head Linesman** — Gil Mace (90); **Back Judge** — Jim Kearney (107); **Field Judge** — Bob Lewis (18).

DENVER BRONCOS

OFFENSE

WR 80 R. Upchurch
LT 70 D. Studdard
LG 62 T. Glassic
C 64 B. Bryan
RG 60 P. Howard
RT 71 C. Minor
TE 88 R. Odoms
WR 25 H. Moses
QB 7 C. Morton
RB 24 O. Armstrong
RB 32 J. Keyworth

DEFENSE

LE 79 B. Chavous
NT 68 R. Carter
RE 66 B. Manor
LOLB 51 B. Swenson
LILB 59 J. Rizzo
RILB 53 R. Gradishar
ROLB 57 T. Jackson
LCB 20 L. Wright
RCB 43 S. Foley
SS 36 B. Thompson
WS 29 B. Jackson

BRONCOS SUBSTITUTIONS: P 11 L. Prestridge, QB 14 N. Weese, K 15 J. Turner, K 19 F. Steinfort, CB 23 C. Pane, RB 30 J. Jensen, RB 35 L. Canada, SS 40 C. West, RB 46. D. Preston, LB 50 J. Ryan, C 55 K. Brown, LB 56 L. Evans, LB 58 R. Nairne, DE 63 J. Grant, G 65 G. Hyde, DT 72 D. Latimer, T 73 K. Clark, WR 81 S. Watson, WR 84 V. Kinney, TE 85 R. Egloff, TE 88 R. Odoms. **DID NOT PLAY:** QB 12 C. Penrose, S 47 G. Atkinson, DE 78 B. Radford.

HOUSTON OILERS

OFFENSE

WR 00 K. Burrough
LT 74 L. Gray
LG 58 D. Carter
C 55 C. Mauck
RG 60 E. Fisher
RT 70 C. Hayman
TE 86 M. Barber
WR 88 R. Caster
QB 7 D. Pastorini
RB 45 T. Wilson
RB 34 E. Campbell

DEFENSE

DE 69 A. Dorris
MG 78 C. Culp
DE 65 E. Bethea
LB 59 T. Washington
LB 54 G. Bingham
LB 53 A. Stringer
LB 52 R. Brazile
CB 33 J.C. Wilson
CB 27 G. Stemrick
SS 32 V. Perry
WS 37 M. Reinfeldt


OILERS SUBSTITUTIONS: QB 12 G. Werkens, QB 14 G. Nielsen, K 16 T. Fritsch, P 18 C. Parsley, DB 20 B. Currier, DB 21 C. Jefferson, RB 26 R. Carpenter, DB 36 C. Hartwig, RB 42 B. Clark, RB 47 R. Coleman, LB 50 D. Hunt, LB 51 T. Thompson, LB 63 S. Baumgartner, DT 67 M. Stenerud, G 68 T. Randall, MG 71 K. Kennard, DE 75 J. Baker, T 76 M. Towns, WR 81 J. Groth, WR 82 M. Renfro, WR 85 R. Ellander, TE 87 C. Rucker. **DID NOT PLAY:** G 64 G. Reihner.

		1	2	3	4	OT	TOTAL	FIELD GOALS (made () & missed)	
VISITOR	Denver Broncos	7	0	0	0	—	7	F. Steinfort	50HU
HOME	Houston Oilers	3	7	0	3	—	13	T. Fritsch	(31) (20)
Team	Qtr	Clock Time	PLAY DESCRIPTION (Extra Point) (Drive Info)					SCORE	
OILERS	1	4:58	T. Fritsch 31 yd. Field Goal (11-64, 4:59)					0	3
BRONCOS	1	11:33	D. Preston 7 yd. pass from C. Morton (J. Turner, kick) (11-80, 6:35)					7	3
OILERS	2	14:14	E. Campbell 3 yd. run (T. Fritsch, kick) (9-74, 1:47)					7	10
OILERS	4	10:42	T. Fritsch 20 yd. Field Goal (6-17, 3:35)					7	13

FINAL INDIVIDUAL STATISTICS																		
Denver Broncos									Houston Oilers									
RUSHING	ATT	YDS	AVG	LG	TD				RUSHING	ATT	YDS	AVG	LG	TD				
O. Armstrong	12	51	4.3	15	0				R. Carpenter	16	59	3.7	9	0				
L. Canada	4	29	7.2	13	0				E. Campbell	16	50	3.1	9	1				
D. Preston	9	24	2.7	7	0				T. Wilson	8	21	2.6	5	0				
J. Jensen	4	5	1.2	3	0				R. Coleman	2	5	2.5	4	0				
R. Upchurch	1	3	3.0	3	0													
C. Morton	2	0	0.0	0	0													
TOTAL	32	112	3.5	15	0	TOTAL			42	135	3.2	9	1					
TKD/									TKD/									
PASSING	ATT	CMP	YDS	YD	TD	LG	IN	Rtg.	PASSING	ATT	CMP	YDS	YD	TD	LG	IN	Rtg.	
C. Morton	27	14	144	6/40	1	25	1	64.4	D. Pastorini	18	8	149	1/11	0	41	1	50.0	
									G. Nielsen	4	2	9	0/0	0	6	1	16.7	
TOTAL	27	14	144	6/40	1	25	1	64.4	TOTAL	22	10	158	1/11	0	41	2	32.0	
PASS RECEIVING			NO	YDS	AVG	LG	TD	PASS RECEIVING			NO	YDS	AVG	LG	TD			
D. Preston			4	40	10.0	12	1	T. Wilson			4	53	13.3	20	0			
H. Moses			3	47	15.7	25	0	R. Carpenter			3	26	8.7	13	0			
O. Armstrong			2	22	11.0	13	0	R. Coleman			1	41	41.0	41	0			
R. Odoms			2	3	1.5	3	0	M. Barber			1	31	31.0	31	0			
R. Egloff			1	17	17.0	17	0	E. Campbell			1	7	7.0	7	0			
J. Jensen			1	11	11.0	11	0											
L. Canada			1	4	4.0	4	0											
TOTAL			14	144	10.3	25	1	TOTAL			10	158	15.8	41	0			
INTERCEPTIONS			NO	YDS	AVG	LG	TD	INTERCEPTIONS			NO	YDS	AVG	LG	TD			
B. Thompson			1	12	12.0	12	0	G. Bingham			1	15	15.0	15	0			
B. Swenson			1	0	0.0	0	0											
TOTAL			2	12	6.0	12	0	TOTAL			1	15	15.0	15	0			
PUNTING	NO	YDS	AVG	NET	TB	IN20	LG	PUNTING	NO	YDS	AVG	NET	TB	IN20	LG			
L. Prestridge	6	266	44.4	37.3	0	3	52	C. Parsley	5	216	43.2	38.2	0	3	49			
TOTAL	6	266	44.4	37.3	0	3	52	TOTAL	5	216	43.2	38.2	0	3	49			
PUNT RETURNS			NO	YDS	AVG	FC	LG	TD	PUNT RETURNS			NO	YDS	AVG	FC	LG	TD	
R. Upchurch			2	25	12.5	0	17	0	R. Ellender			5	42	8.4	1	17	0	
RETURNS			2	25	12.5	0	17	0	RETURNS			5	42	8.4	1	17	0	
KICKOFF RETURNS			NO	YDS	AVG	FC	LG	TD	KICKOFF RETURNS			NO	YDS	AVG	FC	LG	TD	
D. Preston			3	56	18.7	0	22	0	C. Hartwig			1	26	26.0	0	26	0	
R. Upchurch			1	27	27.0	0	27	0										
RETURNS			4	83	20.8	0	27	0	RETURNS			1	26	26.0	0	26	0	
Denver Broncos									Houston Oilers									
FUMBLES	Fum	Lost	Rec.	Yds	TD	FF	Rec.	Yds	TD	Bnds	FUMBLES	Fum	Lost	Rec.	Yds	TD	Bnds	
C. Morton	1	0	1	0	0	0	0	0	0	0	C. Morton	1	0	1	0	0	0	
TOTAL	1	0	1	0	0	0	0	0	0	0	TOTAL	0	0	0	0	0	0	

FINAL TEAM STATISTICS											
BRONCOS						OILERS					
TOTAL FIRST DOWNS						17					
By Rushing						7					
By Passing						9					
By Penalty						1					
THIRD DOWN EFFICIENCY						4-13-31%					
FOURTH DOWN EFFICIENCY						0-1-0%					
TOTAL NET YARDS						216					
Total Offensive Plays (inc. times thrown passing)						65					
Average gain per offensive play						3.3					
NET YARDS RUSHING						112					
Total Rushing Plays						32					
Average gain per rushing play						3.5					
NET YARDS PASSING						104					
Times thrown – yards lost attempting to pass						6-40					
Gross yards passing						144					
PASS ATTEMPTS-COMPLETIONS-HAD INTERCEPTED						27-14-1					
Average gain per pass play (inc. # thrown passing)						3.1					
PUNTS Number and Average						5-45					
Had Blocked						0					
FGs – PATS Had Blocked						0-0					
TOTAL RETURN YARDAGE (Not Including Kickoffs)						37					
No. and Yards Punt Returns						2-25					
No. and Yards Kickoff Returns						4-83					
No. and Yards Interception Returns						2-12					
PENALTIES Number and Yards						7-70					
FUMBLES Number and Lost						1-0					
TOUCHDOWNS						1					
Rushing						0					
Passing						1					
Returns						0					
EXTRA POINTS Made-Attempts						1-1					
FIELD GOALS Made-Attempts						0-1					
SAFETIES						0					
FINAL SCORE						7					
TIME OF POSSESSION						27:38					

BRONCOS DEFENSIVE STATISTICS																	
(based on unofficial press box statistics)																	
PLAYER	UT	A	TT	S-YDS	I-YDS	PD	FF	FR	PLAYER	UT	A	TT	S-YDS	I-YDS	PD	FF	FR
R. Gradishar	12	1	13	0-0	0-0	2	0	0	B. Manor	2	0	2	0-0	0-0	0	0	0
R. Carter	6	4	10	0-0	0-0	0	0	0	J. Rizzo	2	0	2	0-0	0-0	0	0	0
T. Jackson	4	2	6	0-0	0-0	0	0	0	J. Ryan	2	0	2	0-0	0-0	0	0	0
B. Jackson	4	1	5	0-0	0-0	0	0	0	L. Canada	1	0	1	0-0	0-0	0	0	0
B. Chavous	4	0	4	1-11	0-0	0	0	0	L. Evans	1	0	1	0-0	0-0	0	0	0
B. Swenson	4	0	4	0-0	1-0	1	0	0	J. Grant	1	0	1	0-0	0-0	0	0	0
D. Latimer	3	0	3	0-0	0-0	0	0	0	B. Thompson	1	0	1	0-0	1-12	0	0	0
L. Wright	3	0	3	0-0	0-0	2	0	0	C. West	1	0	1	0-0	0-0	0	0	0
S. Foley	2	0	2	0-0	0-0	2	0	0	TEAM TOTALS	53	8	61	1-11	2-12	7	0	0



Pittsburgh 33, Denver 10

Saturday, Dec. 30, 1978 • 2 p.m. MST • Three Rivers Stadium • Pittsburgh

WEATHER: Light Rain, 33°, Wind S 5 mph • ATTENDANCE: 48,921 • TIME: 3:02

1978 AFC Divisional Playoff Game

Two fourth-quarter touchdown passes by Pittsburgh quarterback Terry Bradshaw lifted the Steelers to a 33-10 victory against the Denver Broncos in an AFC Divisional Playoff Game in front of 48,921 fans at Three Rivers Stadium.

Bradshaw threw a 45-yard scoring pass to John Stallworth and a 38-yard touchdown to Lynn Swann in the final period, capping a brilliant performance by the Pittsburgh passer.

The Broncos took a 3-0 lead midway through the first quarter on a 37-yard Jim Turner field goal. The Steelers controlled the game following the score, however, posting 16 unanswered points to build a comfortable lead.

Pittsburgh running back Franco Harris scored his first touchdown of the game on a 1-yard plunge that capped an 8-play, 66-yard drive. After the missed extra point attempt, the Steelers held a 6-3 lead at the 12:27 mark of the first quarter.

The Steelers increased their lead on Harris' second touchdown of the game early in the second quarter. He scored on an 18-yard run that gave Pittsburgh a 13-3 advantage before Roy Gerela's 24-yarder upped its margin to 16-3 later in the quarter.

Denver moved to within six points, 16-10, on a 3-yard Dave Preston touchdown run with two minutes left in the first half. But with just seven seconds remaining in the second quarter, Gerela kicked another field goal, a 27-yarder, that sent the Broncos into the locker room trailing 19-10.

Denver threatened to pull closer in the third quarter, but Turner's 29-yard field goal attempt was blocked.

Early in the fourth quarter, Bradshaw found Stallworth for a 45-yard touchdown pass to cap a 4-play, 71-yard drive. A short time later, Swann hauled in a 38-yard touchdown pass from Bradshaw that put the Steelers ahead 33-10.

Pittsburgh recorded 425 yards of total offense with Bradshaw accounting for 272 through the air. He completed 16-of-29 (55.2%) passes to go along with the two touchdowns. Stallworth led all players with 156 yards on 10 receptions, and Swann finished with 52 yards on two catches.

The eventual World Champion Steelers limited the Broncos' offense to just 218 yards. Broncos quarterback Norris Weese finished the game with 118 yards on 8-of-16 passing and was sacked five times. He also was Denver's leading rusher, accounting for 43 yards on four carries.

OFFICIALS:

Referee — Gene Barth (14); **Umpire** — Gordon Wells (89); **Line Judge** — Bob Beeks (59); **Side Judge** — Royal Cathcart (16); **Head Linesman** — Ed Marion (26); **Back Judge** — John Fouch (45); **Field Judge** — Dick Dolack (31).

DENVER BRONCOS

OFFENSE

WR 82 J. Dolbin
LT 71 C. Minor
LG 62 T. Glassic
C 64 B. Bryan
RG 60 P. Howard
RT 76 T. Neville
TE 88 R. Odoms
WR 25 H. Moses
QB 7 C. Morton
RB 41 R. Lytle
RB 32 J. Keyworth

DEFENSE

LE 79 B. Chavous
NT 68 R. Carter
RE 77 L. Alzado
LOLB 51 B. Swenson
LILB 59 J. Rizzo
RILB 53 R. Gradishar
ROLB 57 T. Jackson
LC 20 L. Wright
RC 43 S. Foley
SS 36 B. Thompson
WS 29 B. Jackson

BRONCOS SUBSTITUTIONS: P 10 B. Dilts, QB 14 N. Weese, K 15 J. Turner, DB 23 C. Pane, DB 27 M. Harvey, RB 33 L. Perrin, RB 35 L. Canada, DB 40 C. West, RB 46 D. Preston, C 50 B. Maples, LB 55 G. Turk, LB 56 L. Evans, LB 58 R. Nairne, DE 63 J. Grant, G 65 G. Hyde, WR 80 R. Upchurch, WR 84 V. Kinney, TE 87 B. Moore. **DID NOT PLAY:** QB 12 C. Penrose, RB 24 O. Armstrong, DE 66 B. Manor, G 67 S. Schindler.

PITTSBURGH STEELERS

OFFENSE

WR 82 J. Stallworth
LT 55 J. Kolb
LG 57 S. Davis
C 52 M. Webster
RG 74 R. Pinney
RT 79 L. Brown
TE 84 R. Grossman
WR 88 L. Swann
QB 12 T. Bradshaw
RB 20 R. Bleier
RB 32 F. Harris

DEFENSE

LE 68 L. Greenwood
LT 75 J. Greene
RT 64 S. Furness
RE 76 J. Banaszak
LLB 59 J. Ham
MLB 58 J. Lambert
RLB 56 R. Cole
LCB 29 R. Johnson
RCB 47 M. Blount
SS 31 D. Shell
FS 23 M. Wagner

STEELERS SUBSTITUTIONS: P 5 C. Colquitt, K 10 R. Gerela, QB 15 M. Kruczek, DB 21 T. Dungy, DB 25 R. Oldham, DB 30 L. Anderson, RB 35 J. Deloplaine, RB 38 S. Thornton, RB 39 R. Moser, LB 51 L. Toews, LB 53 D. Winston, DE 65 T. Beasley, T 66 T. Petersen, DT 67 G. Dunn, DE 69 F. Anderson, G 72 G. Mullins, G 77 S. Courson, DE 78 D. White, WR 83 T. Bell, WR 86 J. Smith, TE 87 J. Mandich. **DID NOT PLAY:** QB 18 C. Stoudt, TE 89 B. Cunningham.

		1	2	3	4	OT	TOTAL	FIELD GOALS (made () & missed)	
VISITOR	Denver Broncos	3	7	0	0	—	10	J. Turner	(37) 29B
HOME	Pittsburgh Steelers	6	13	0	14	—	33	R. Gerela	(24) (27)
Team	Qtr	Clock Time	PLAY DESCRIPTION (Extra Point) (Drive Info)					SCORE	
								Visitor	Home
BRONCOS	1	9:10	J. Turner 37 yd. Field Goal (5-6, 3:41)					3	0
STEELERS	1	12:27	F. Harris 1 yd. run (kick failed) (8-66, 3:17)					3	6
STEELERS	2	1:36	F. Harris 18 yd. run (R. Gerela, kick) (4-43, 2:05)					3	13
STEELERS	2	8:54	R. Gerela 24 yd. Field Goal (8-38, 3:20)					3	16
BRONCOS	2	13:04	D. Preston 3 yd. run (J. Turner, kick) (4-49, 2:00)					10	16
STEELERS	2	14:53	R. Gerela 27 yd. Field Goal (7-45, 1:49)					10	19
STEELERS	4	3:29	J. Stallworth 45 yd. pass from T. Bradshaw (R. Gerela, kick) (4-71, 2:14)					10	26
STEELERS	4	4:03	L. Swann 38 yd. pass from T. Bradshaw (R. Gerela, kick) (2-29, 0:21)					10	33

FINAL INDIVIDUAL STATISTICS																					
Denver Broncos									Pittsburgh Steelers												
RUSHING	ATT	YDS	AVG	LG	TD				RUSHING	ATT	YDS	AVG	LG	TD							
N. Weese	4	43	10.7	12	0				F. Harris	24	105	4.4	18	2							
D. Preston	4	14	3.5	10	1				R. Bleier	8	26	3.2	8	0							
J. Keyworth	6	12	2.0	5	0				R. Moser	2	6	3.0	3	0							
R. Lytle	5	6	1.2	4	0				T. Bradshaw	2	4	2.0	4	0							
L. Perrin	6	6	1.0	8	0				S. Thornton	2	4	2.0	3	0							
O. Armstrong	1	3	3.0	3	0				J. Deloplaine	1	4	4.0	4	0							
L. Canada	1	3	3.0	3	0				J. Smith	1	4	4.0	4	0							
TOTAL	27	87	3.2	12	1				TOTAL	40	153	3.8	18	2							
TKD/									TKD/												
PASSING	ATT	CMP	YDS	YD	TD	LG	IN	Rtg.	PASSING	ATT	CMP	YDS	YD	TD	LG	IN	Rtg.				
N. Weese	16	8	118	5/30	0	28	0	74.5	T. Bradshaw	29	16	272	0/0	2	45	1	95.8				
C. Morton	5	3	34	1/7	0	19	0	80.4													
B. Dilts	1	1	16	0/0	0	16	0	118.8													
TOTAL	22	12	168	6/37	0	28	0	79.4	TOTAL	29	16	272	0/0	2	45	1	95.8				
PASS RECEIVING			NO	YDS	AVG	LG	TD	PASS RECEIVING			NO	YDS	AVG	LG	TD						
J. Dolbin			4	77	19.3	28	0	J. Stallworth			10	156	15.6	45	1						
H. Moses			2	33	16.5	19	0	R. Grossman			4	64	16.0	22	0						
D. Preston			2	19	9.5	16	0	L. Swann			2	52	26.0	38	1						
L. Perrin			2	16	8.0	11	0														
R. Odoms			1	24	24.0	24	0														
R. Lytle			1	-1	-1.0	-1	0														
TOTAL			12	168	14.0	28	0	TOTAL			16	272	17.0	45	2						
INTERCEPTIONS			NO	YDS	AVG	LG	TD	INTERCEPTIONS			NO	YDS	AVG	LG	TD						
B. Swenson			1	4	4.0	4	0														
B. Thompson			0	6	6.0	6	0														
TOTAL			1	10	10.0	6	0	TOTAL			0	0	0.0	—	0						
PUNTING			NO	YDS	AVG	NET	TB	IN20	LG	PUNTING	NO	YDS	AVG	NET	TB	IN20	LG				
B. Dilts			6	204	34.0	29.3	0	1	43	C. Colquitt	2	72	36.0	21.0	0	1	38				
TOTAL			6	204	34.0	29.3	0	1	43	TOTAL	2	72	36.0	21.0	0	1	38				
PUNT RETURNS			NO	YDS	AVG	FC	LG	TD	PUNT RETURNS	NO	YDS	AVG	FC	LG	TD						
R. Upchurch			2	30	15.0	0	22	0	T. Bell	3	7	2.3	1	4	0						
									J. Deloplaine	1	21	21.0	0	21	0						
									J. Smith	0	0	0.0	1	0	0						
RETURNS			2	30	15.0	0	22	0	RETURNS	4	28	7.0	2	21	0						
KICKOFF RETURNS			NO	YDS	AVG	FC	LG	TD	KICKOFF RETURNS	NO	YDS	AVG	FC	LG	TD						
R. Upchurch			3	47	15.7	0	24	0	L. Anderson	2	57	28.5	0	30	0						
L. Perrin			1	18	18.0	0	18	0	S. Thornton	1	8	8.0	0	8	0						
J. Keyworth			1	5	5.0	0	5	0													
C. Pane			1	0	0.0	0	0	0													
RETURNS			6	70	11.7	0	24	0	RETURNS	3	65	21.7	0	30	0						
Denver Broncos			Own	Yds	TD	Opp.	Yds	TD	Out	Pittsburgh Steelers			Own	Yds	TD	Opp.	Yds	TD	Out		
FUMBLES			Fum	Lost	Rec.	FF	Rec.	FF	Bnds	FUMBLES			Fum	Lost	Rec.	FF	Rec.	FF	Bnds		
L. Canada			1	1	0	0	0	0	0	0	D. Shell			0	0	0	0	1	0	0	0
T. Jackson			0	0	0	0	0	1	0	0	T. Bell			1	0	0	0	0	0	0	0
R. Upchurch			1	1	0	0	0	0	0	0	T. Dungy			0	0	1	0	0	0	0	0
										T. Bradshaw			2	1	1	-12	0	0	0	0	
										R. Bleier			1	0	0	0	0	0	0	0	
										R. Grossman			0	0	1	0	0	0	0	0	
										D. Winston			0	0	0	0	0	1	0	0	
TOTAL			2	2	0	0	0	1	0	0	0	TOTAL	4	1	3	-12	0	0	2	0	0

FINAL TEAM STATISTICS															
BRONCOS								STEELERS							
TOTAL FIRST DOWNS								15							
By Rushing								5							
By Passing								8							
By Penalty								2							
THIRD DOWN EFFICIENCY								3-14-21%							
FOURTH DOWN EFFICIENCY								1-2-50%							
TOTAL NET YARDS								218							
Total Offensive Plays (inc. times thrown passing)								55							
Average gain per offensive play								3.9							
NET YARDS RUSHING								87							
Total Rushing Plays								27							
Average gain per rushing play								3.2							
NET YARDS PASSING								131							
Times thrown – yards lost attempting to pass								6-37							
Gross yards passing								168							
PASS ATTEMPTS-COMPLETIONS-HAD INTERCEPTED								22-12-0							
Average gain per pass play (inc. # thrown passing)								4.8							
PUNTS Number and Average								6-34							
Had Blocked								0							
FGs – PATs Had Blocked								1-0							
TOTAL RETURN YARDAGE (Not Including Kickoffs)								110							
No. and Yards Punt Returns								2-30							
No. and Yards Kickoff Returns								6-70							
No. and Yards Interception Returns								1-10							
PENALTIES Number and Yards								8-104							
FUMBLES Number and Lost								2-2							
TOUCHDOWNS								1							
Rushing								1							
Passing								0							
EXTRA POINTS Made-Attempts								1-1							
FIELD GOALS Made-Attempts								1-2							
FINAL SCORE								10							
TIME OF POSSESSION								29:39							

BRONCOS DEFENSIVE STATISTICS																	
(based on unofficial press box statistics)																	
PLAYER	UT	A	TT	S-YDS	I-YDS	PD	FF	FR	PLAYER	UT	A	TT	S-YDS	I-YDS	PD	FF	FR
R. Gradishar	8	5	13	0-0	0-0	0	0	0	J. Grant	3	1	4	0-0	0-0	0	0	0
S. Foley	7	2	9	0-0	0-0	1	0	0	B. Manor	3	1	4	0-0	0-0	0	0	0
B. Swenson	6	3	9	0-0	1-4	1	0	0	B. Thompson	3	1	4	0-0	0-6	1	0	0
J. Rizzo	6	2	8	0-0	0-0	0	0	0	R. Carter	2	1	3	0-0	0-0	0	0	0
L. Wright	5	1	6	0-0	0-0	1	0	0	B. Jackson	2	1	3	0-0	0-0	1	1	0
L. Alzado	4	2	6	0-0	0-0	0	0	0	G. Turk	2	0	2	0-0	0-0	0	0	0
T. Jackson	4	2	6	0-0	0-0	1	0	1	C. West	1	0	1	0-0	0-0	0	0	0
B. Chavous	3	2	5	0-0	0-0	0	0	0	D. Latimer	1	0	1	0-0	0-0	0	0	0
L. Evans	3	1	4	0-0	0-0	0	0	0	TEAM TOTALS	63	25	88	0-0	1-10	6	1	1



Dallas 27, Denver 10

Sunday, Jan. 15, 1978 • 5:17 p.m. CST • Louisiana Superdome • New Orleans

WEATHER: Indoors • ATTENDANCE: 76,400 • TIME: 3:32

Super Bowl XII



The Dallas Cowboys evened their Super Bowl record at 2-2 by defeating the Denver Broncos 27-10 in Super Bowl XII before a sellout crowd of 76,400 fans at the Louisiana Superdome and 90 million television viewers, the largest audience ever to watch a sporting event at the time.

Dallas converted two interceptions by safety Randy Hughes and cornerback Aaron Kyle into 10 points in the first quarter. Efren Herrera added a 43-yard field goal in the second quarter to give the Cowboys a 13-0 halftime advantage.

The Denver offense struggled through the first two quarters. Playing in their first-ever Super Bowl, the Broncos ended the opening half with five giveaways (3 fumbles, 2 interceptions) on their final five possessions.

The Broncos came back momentarily to start the third quarter when Craig Morton engineered a drive to the Cowboys' 30-yard line, where Jim Turner booted a 47-yard field goal to make the score 13-3. After an exchange of punts, Dallas wide receiver Butch Johnson made a spectacular diving catch in the end zone to complete a 45-yard pass from Roger Staubach and put the Cowboys ahead 20-3 at 8:01 of the third quarter.

On the ensuing kickoff, the momentum swung back to the Broncos when Rick Upchurch returned the kick 67 yards to the Dallas 26. Norris Weese relieved Morton at quarterback on the second play of the series with Morton, who was intercepted only eight times during the regular season, having thrown a Super Bowl-record four interceptions in the contest. Weese provided a spark, guiding the Broncos to a touchdown (1-yard run by Rob Lytle) that cut the Dallas lead to 20-10 with 5:39 left in the third.

But Dallas clinched the victory when running back Robert Newhouse threw a 29-yard touchdown pass to Golden Richards on an option play at 7:56 of the fourth quarter.

The Cowboys' offense totaled 325 yards while their defense limited the Broncos to 156 yards for an average of 2.7 yards per play. Dallas also won the time-of-possession battle by posting a 38:34-to-21:26 advantage.

Staubach completed 17-of-25 (68.0%) passes for 183 yards with one touchdown for a 102.6 passer rating. Defensive end Harvey Martin and defensive tackle Randy White, who were named co-MVPs, led a Cowboys defense that posted eight takeaways (4 fumbles, 4 interceptions) for the game.

OFFICIALS:

Referee — Jim Tunney (32); **Umpire** — Joe Connell (57); **Line Judge** — Art Holst (33); **Head Linesman** — Tony Veteri (36); **Back Judge** — Ray Douglas (5); **Field Judge** — Bob Wortman (84).

DENVER BRONCOS

OFFENSE

WR 82 J. Dolbin
LT 74 A. Maurer
LG 62 T. Glassic
C 52 M. Montler
RG 60 P. Howard
RT 71 C. Minor
TE 88 R. Odoms
WR 25 H. Moses
QB 7 C. Morton
RB 24 O. Armstrong
RB 32 J. Keyworth

DEFENSE

LE 79 B. Chavous
NT 68 R. Carter
RE 77 L. Alzado
LOLB 51 B. Swenson
LILB 59 J. Rizzo
RILB 53 R. Gradishar
ROLB 57 T. Jackson
LCB 20 L. Wright
RCB 43 S. Foley
SS 36 B. Thompson
FS 29 B. Jackson

BRONCOS SUBSTITUTIONS: P 10 B. Dilts, QB 14 N. Weese, K 15 J. Turner, DB 21 R. Polt, RB 30 J. Jensen, RB 35 L. Perrin, DB 40 R. Rich, RB 41 R. Lytle, C 50 B. Maples, LB 55 G. Turk, LB 56 L. Evans, LB 58 R. Nairne, DE 63 J. Grant, G 65 G. Hyde, DE 66 B. Manor, DT 70 P. Smith, T 73 H. Allison, WR 80 R. Upchurch, TE 85 R. Egloff, WR 86 J. Schultz. **DID NOT PLAY:** QB 12 C. Penrose.
INACTIVE: DB 26 L. Riley, G 67 S. Schindler.

DALLAS COWBOYS

OFFENSE

WR 86 B. Johnson
LT 73 R. Neely
LG 68 H. Scott
C 62 J. Fitzgerald
RG 64 T. Rafferty
RT 67 P. Donovan
TE 89 B. DuPree
WR 88 D. Pearson
QB 12 R. Staubach
RB 33 T. Dorsett
RB 44 R. Newhouse

DEFENSE

LE 72 E. Jones
LT 75 J. Pugh
RT 54 R. White
RE 79 H. Martin
LLB 56 T. Henderson
MLB 53 B. Breunig
RLB 50 D.D. Lewis
LCB 31 B. Barnes
RCB 25 A. Kyle
SS 41 C. Waters
FS 43 C. Harris

COWBOYS SUBSTITUTIONS: K 1 E. Herrera, QB/P 11 D. White, DB 20 M. Renfro, RB 21 D. Dennison, RB 26 P. Pearson, RB 35 S. Laidlaw, RB 36 L. Brinson, S 42 R. Hughes, CB 46 M. Washington, LB 57 B. Huther, LB 58 M. Hegman, LB 59 G. Brown, OL 61 J. Cooper, DL 63 L. Cole, DE 65 D. Stalls, G 66 B. Lawless, T 70 R. Wright, T 71 A. Frederick, DL 77 B. Gregory, WR 80 T. Hill, WR 83 G. Richards. **INACTIVE:** QB 18 G. Careno, TE 87 J. Saldi.

		1	2	3	4	OT	TOTAL	FIELD GOALS (made () & missed)		
VISITOR	Dallas Cowboys	10	3	7	7	—	27	E. Herrera	(35)	(43)
HOME	Denver Broncos	0	0	10	0	—	10	J. Turner	(47)	
Team	Qtr	Clock Time	PLAY DESCRIPTION (Extra Point) (Drive Info)					SCORE		
COWBOYS	1	10:31	T. Dorsett 3 yd. run (E. Herrera, kick) (5-25, 2:40)					7	0	
COWBOYS	1	13:29	E. Herrera 35 yd. Field Goal (6-17, 1:56)					10	0	
COWBOYS	2	3:44	E. Herrera 43 yd. Field Goal (8-32, 3:31)					13	0	
BRONCOS	3	2:28	J. Turner 47 yd. Field Goal (9-35, 2:28)					13	3	
COWBOYS	3	8:01	B. Johnson 45 yd. pass from R. Staubach (E. Herrera, kick) (6-58, 2:29)					20	3	
BRONCOS	3	9:21	R. Lytle 1 yd. run (J. Turner, kick) (5-26, 1:20)					20	10	
COWBOYS	4	7:56	G. Richards 29 yd. pass from R. Newhouse (E. Herrera, kick) (1-29, 0:07)					27	10	

FINAL INDIVIDUAL STATISTICS

FINAL TEAM STATISTICS

BRONCOS DEFENSIVE STATISTICS

(based on unofficial press box statistics)



Denver 20, Oakland 17

Sunday, Jan. 1, 1978 • 12 p.m. MST • Mile High Stadium • Denver

WEATHER: Mostly Sunny, 18°, Wind NE 3 mph • ATTENDANCE: 74,982 • TIME: 2:55

1977 AFC Championship Game

Denver quarterback Craig Morton threw two touchdown passes to wide receiver Haven Moses that helped the Broncos defeat the defending Super Bowl champion Oakland Raiders 20-17 in the AFC Championship Game in front of 74,982 fans at Mile High Stadium.

Morton completed 10-of-20 (50.0%) passes for 224 yards with two touchdowns and one interception, guiding the Broncos to their first-ever Super Bowl berth. The win was the Broncos' second against the Raiders in three meetings with the club during the 1977 season.

The Raiders scored on their initial possession when Errol Mann kicked a 20-yard field goal to end an 18-play, 54-yard drive 10:34 into the first quarter. Morton connected with Moses for the Broncos' first touchdown two plays later on a 74-yard scoring pass, giving Denver a 7-3 advantage. Despite several Raiders comeback attempts, the Broncos did not surrender the lead for the remainder of the game.

Denver took advantage of two costly Oakland turnovers to increase its lead in the second half. Defensive end Brison Manor recovered running back Clarence Davis' fumble at the Oakland 17, and running back Jon Keyworth scored from the 1-yard line to increase the Broncos' lead to 14-3 at 6:23 of the third quarter.

Oakland quarterback Ken Stabler found tight end Dave Casper for the first of two scoring passes, a 7-yarder, to narrow the Denver lead to 14-10 with 39 seconds elapsed in the final period. On Oakland's next possession, linebacker Bob Swenson intercepted a Stabler pass to put the Broncos in position for another score. Morton then threw a 12-yard touchdown pass to Moses for the Broncos' final score at 7:17 of the period, giving the club a 20-10 advantage.

Oakland finished the scoring on its next series when Stabler threw a 17-yard touchdown pass to Casper with less than four minutes to play. Denver controlled the ball for the final 3:08 and gave Red Miller the AFC title in his first year as head coach.

Moses, a 10-year veteran, led all players with 168 yards on five catches (33.6 avg.) with two touchdowns. On the ground, Denver ran 37 times and used a balanced attack to gain 91 yards with Lonnie Perrin leading the way (11 carries, 42 yards).

The Denver defense, which was No. 1 in the NFL against the run during the regular season, held the Raiders to 94 rushing yards (2.6 avg.) and limited Oakland to just 204 passing yards while adding one interception and one sack.

OFFICIALS:

Referee — Chuck Heberling (46); **Umpire** — Ralph Morcroft (15); **Line Judge** — Bruce Alford (24); **Head Linesman** — Ed Marion (26); **Back Judge** — Stan Javie (29); **Field Judge** — Arman Terzian (23).

DENVER BRONCOS

OFFENSE

WR 82 J. Dolbin
LT 74 A. Maurer
LG 62 T. Glassic
C 52 M. Montler
RG 60 P. Howard
RT 71 C. Minor
TE 88 R. Odoms
WR 25 H. Moses
QB 7 C. Morton
RB 41 R. Lytle
RB 32 J. Keyworth

DEFENSE

DE 79 B. Chavous
NT 68 R. Carter
DE 77 L. Alzado
LB 53 R. Gradishar
LB 51 B. Swenson
LB 57 T. Jackson
LB 59 J. Rizzo
LCB 20 L. Wright
RCB 43 S. Foley
S 36 B. Thompson
S 29 B. Jackson

BRONCOS SUBSTITUTIONS: P 10 B. Dilts, QB 14 N. Weese, K 15 J. Turner, DB 21 R. Polti, RB 24 O. Armstrong, RB 30 J. Jensen, RB 35 L. Perrin, DB 40 R. Rich, RB 41 R. Lytle, C 50 B. Maples, LB 55 G. Turk, LB 56 L. Evans, LB 58 R. Nairne, DE 63 J. Grant, G 65 G. Hyde, DE 66 B. Manor, G 67 S. Schindler, DT 70 P. Smith, WR 80 R. Upchurch, TE 85 R. Egloff, WR 86 J. Schultz. **DID NOT PLAY:** QB 12 C. Penrose. **INACTIVE:** DB 26 L. Riley, T 73 H. Allison.

OAKLAND RAIDERS

OFFENSE

WR 21 C. Branch
LT 78 A. Shell
LG 63 G. Upshaw
C 50 D. Dalby
RG 64 G. Buehler
RT 70 H. Lawrence
TE 87 D. Casper
WR 25 F. Biletnikoff
QB 12 K. Stabler
RB 28 C. Davis
RB 30 M. van Eeghen

DEFENSE

LE 72 J. Matuszak
ME 74 D. Rowe
RE 60 O. Sistrunk
LB 52 F. Rice
LB 58 M. Johnson
LB 39 W. Hall
LB 83 T. Hendricks
CB 37 L. Hayes
CB 24 W. Brown
S 26 S. Thomas
S 32 J. Tatum


RAIDERS SUBSTITUTIONS: P 1 R. Guy, QB 11 D. Humm, K 14 E. Mann, DB 20 N. Colzie, DB 22 J. Warren, RB 29 H. Ginn, RB 31 C. Garrett, RB 35 T. Robiskie, RB 40 P. Banaszak, DB 42 S. Jackson, TE 46 W. Bankston, WR 49 Siani, LB 52 F. Rice, LB 56 J. Barnes, LB 57 R. McClanahan, G 65 M. Marvin, C 66 S. Sylvester, DE 67 P. Toomay, DT 76 M. McCoy, WR 81 M. Bradshaw. **DID NOT PLAY:** QB 15 M. Rae, G 75 Vella. **INACTIVE:** LB 53 R. Martin, TE 88 T. Kwalick.

		1	2	3	4	OT	TOTAL	FIELD GOALS (made () & missed)		
VISITOR	Oakland Raiders	3	0	0	14	—	17	E. Mann	(20)	19HU
HOME	Denver Broncos	7	0	7	6	—	20	J. Turner	40WL	21 WR 44WL
Team	Qtr	Clock Time	PLAY DESCRIPTION (Extra Point) (Drive Info)				SCORE			
RAIDERS	1	10:34	E. Mann 20 yd. Field Goal (18-54, 7:44)				3	0		
BRONCOS	1	11:01	H. Moses 74 yd. pass from C. Morton (J. Turner, kick) (2-69, 0:27)				3	7		
BRONCOS	3	6:23	J. Keyworth 1 yd. run (J. Turner, kick) (4-17, 1:48)				3	14		
RAIDERS	4	0:39	D. Casper 7 yd. pass from K. Stabler (E. Mann, kick) (6-48, 2:25)				10	14		
BRONCOS	4	7:17	H. Moses 12 yd. pass from C. Morton (pass failed) (3-17, 1:29)				10	20		
RAIDERS	4	11:44	D. Casper 17 yd. pass from K. Stabler (E. Mann, kick) (8-74, 4:17)				17	20		

FINAL INDIVIDUAL STATISTICS																					
Oakland Raiders									Denver Broncos												
RUSHING	ATT	YDS	AVG	LG	TD				RUSHING	ATT	YDS	AVG	LG	TD							
M. van Eeghen	20	71	3.6	13	0				L. Perrin	11	42	3.8	10	0							
P. Banaszak	7	22	3.1	9	0				R. Lytle	7	26	3.7	8	0							
C. Davis	9	1	0.1	6	0				J. Keyworth	8	19	2.4	7	1							
									O. Armstrong	7	16	2.3	8	0							
									J. Jensen	1	2	2.0	2	0							
									C. Morton	2	-4	-2.0	-2	0							
									H. Moses	1	-10	-10.0	-10	0							
TOTAL	36	94	2.6	13	0				TOTAL	37	91	2.5	10	1							
TKD/									TKD/												
PASSING	ATT	CMP	YDS	YD	TD	LG	IN	Rtg.	PASSING	ATT	CMP	YDS	YD	TD	LG	IN	Rtg.				
K. Stabler	35	17	215	1/11	2	26	1	75.3	C. Morton	20	10	224	1/7	2	74	1	102.9				
TOTAL	35	17	215	1/11	2	26	1	75.3	TOTAL	20	10	224	1/7	2	74	1	102.9				
PASS RECEIVING			NO	YDS	AVG	LG	TD				PASS RECEIVING			NO	YDS	AVG	LG	TD			
D. Casper			5	71	14.2	26	2				H. Moses			5	168	33.6	74	2			
F. Biletnikoff			4	38	9.5	15	0				L. Perrin			2	20	10.0	16	0			
C. Branch			3	59	19.7	24	0				J. Jensen			1	20	20.0	20	0			
M. van Eeghen			2	8	4.0	5	0				R. Odoms			1	13	13.0	13	0			
M. Bradshaw			1	25	25.0	25	0				J. Keyworth			1	3	3.0	3	0			
M. Siani			1	12	12.0	12	0														
P. Banaszak			1	2	2.0	2	0														
TOTAL			17	215	12.6	26	2				TOTAL			10	224	22.4	74	2			
INTERCEPTIONS			NO	YDS	AVG	LG	TD				INTERCEPTIONS			NO	YDS	AVG	LG	TD			
F. Rice			1	11	11.0	11	0				B. Swenson			1	14	14.0	14	0			
TOTAL			1	11	11.0	11	0				TOTAL			1	14	14.0	14	0			
PUNTING		NO	YDS	AVG	NET	TB	IN20	LG				PUNTING		NO	YDS	AVG	NET	TB	IN20	LG	
R. Guy		5	180	36.0	25.6	2	0	44				B. Dilts		4	163	40.8	39.5	0	1	55	
TOTAL		5	180	36.0	25.6	2	0	44				TOTAL		4	163	40.8	39.5	0	1	55	
PUNT RETURNS		NO	YDS	AVG	FC	LG	TD				PUNT RETURNS		NO	YDS	AVG	FC	LG	TD			
C. Garrett		2	5	2.5	0	5	0				R. Upchurch		2	12	6.0	0	9	0			
RETURNS		2	5	2.5	0	5	0				RETURNS		2	12	6.0	0	9	0			
KICKOFF RETURNS		NO	YDS	AVG	FC	LG	TD				KICKOFF RETURNS		NO	YDS	AVG	FC	LG	TD			
C. Garrett		3	111	37.0	0	62	0				R. Upchurch		2	33	16.5	0	18	0			
C. Davis		1	25	25.0	0	25	0				J. Schultz		1	20	20.0	0	20	0			
											R. Lytle		1	14	14.0	0	14	0			
RETURNS		4	136	34.0	0	62	0				RETURNS		4	67	16.8	0	20	0			
Oakland Raiders		Own			Opp.			Out			Denver Broncos		Own			Opp.			Out		
FUMBLES	Fum	Lost	Rec.	Yds	TD	FF	Rec.	Yds	TD	Bnds	FUMBLES	Fum	Lost	Rec.	Yds	TD	FF	Rec.	Yds	TD	Bnds
C. Davis	1	1	0	0	0	0	0	0	0	0	B. Manor	0	0	0	0	0	0	1	0	0	0
C. Garrett	1	1	0	0	0	0	0	0	0	0	L. Evans	0	0	0	0	0	0	1	0	0	0
TOTAL	2	2	0	0	0	0	0	0	0	0	TOTAL	0	0	0	0	0	2	0	0	0	0

FINAL TEAM STATISTICS												
RAIDERS						BRONCOS						
TOTAL FIRST DOWNS						20						
By Rushing						6						
By Passing						11						
By Penalty						3						
THIRD DOWN EFFICIENCY						7-16-44%						
FOURTH DOWN EFFICIENCY						1-1-100%						
TOTAL NET YARDS						298						
Total Offensive Plays (inc. times thrown passing)						72						
Average gain per offensive play						4.1						
NET YARDS RUSHING						94						
Total Rushing Plays						36						
Average gain per rushing play						2.6						
NET YARDS PASSING						204						
Times thrown - yards lost attempting to pass						1-11						
Gross yards passing						215						
PASS ATTEMPTS-COMPLETIONS-HAD INTERCEPTED						35-17-1						
Average gain per pass play (inc. # thrown passing)						5.7						
PUNTS Number and Average						5-36						
Had Blocked						0						
FGs - PATs Had Blocked						0-0						
TOTAL RETURN YARDAGE (Not Including Kickoffs)						152						
No. and Yards Punt Returns						2-5						
No. and Yards Kickoff Returns						4-136						
No. and Yards Interception Returns						1-11						
PENALTIES Number and Yards						2-6						
FUMBLES Number and Yards						2-2						
TOUCHDOWNS						2						
Rushing						0						
Passing						2						
Returns						0						
EXTRA POINTS Made-Attempts						2-2						
FIELD GOALS Made-Attempts						1-2						
SAFETIES						0						
FINAL SCORE						17						
TIME OF POSSESSION						32:59						

BRONCOS DEFENSIVE STATISTICS																	
(based on unofficial press box statistics)																	
PLAYER	UT	A	TT	S-YDS	I-YDS	PD	FF	FR	PLAYER	UT	A	TT	S-YDS	I-YDS	PD	FF	FR
R. Gradishar	4	4	8	0-0	0-0	2	0	0	T. Jackson	4	1	5	0-0	0-0	0	0	0
L. Alzado	5	2	7	0-0	0-0	0	0	0	L. Wright	3	0	3	0-0	0-0	0	0	0
B. Jackson	6	0	6	0-0	0-0	1	0	0	B. Chavous	2	1	3	0-0	0-0	1	0	0
J. Rizzo	4	2	6	0-0	0-0	1	0	0	S. Foley	2	0	2	0-0	0-0	7	0	0
B. Swenson	4	2	6	0-0	1-14	0	0	0	L. Evans	1	0	1	0-0	0-0	0	0	1
R. Carter	3	3	6	1-11	0-0	0	0	0	R. Nairne	0	1	1	0-0	0-0	0	0	0
J. Grant	5	0	5	0-0	0-0	0	0	0	B. Manor	0	0	0	0-0	0-0	1	0	1
B. Thompson	5	0	5	0-0	0-0	0	0	0	TEAM TOTALS	48	16	64	1-11	1-14	13	0	1



Denver 34, Pittsburgh 21

Sunday, Dec. 24, 1977 • 2 p.m. MST • Mile High Stadium • Denver

WEATHER: Sunny, 43°, Wind E 9 mph • ATTENDANCE: 75,011 • TIME: 3:15

1977 AFC Divisional Playoff Game

After ties at 7, 14 and 21, Jim Turner kicked a 44-yard field goal in the fourth quarter that put Denver ahead to stay as the Broncos beat the Pittsburgh Steelers 34-21 in an AFC Divisional Playoff Game in front of 75,011 fans at Mile High Stadium.

Denver, in its first-ever playoff game, took a 7-0 lead when running back Rob Lytle broke through the Steelers' defense to score on a 7-yard run midway through the first quarter. The score came four plays after a Steelers punt was blocked by John Schultz and recovered at Pittsburgh's 17-yard line.

Pittsburgh pulled even in the second quarter when quarterback Terry Bradshaw scampered in for a 1-yard score. Later in the period, linebacker Tom Jackson recovered a fumble at Pittsburgh's 10-yard line that set up a 10-yard touchdown run by Otis Armstrong on the next play to give Denver a 14-7 lead. The teams entered halftime tied at 14 after Franco Harris scored on a 1-yard touchdown run late in the second quarter.

The Broncos regained the lead, 21-14, when Riley Odoms hauled in a 30-yard pass from Craig Morton for a third-quarter touchdown. Pittsburgh answered early in the fourth quarter with a 1-yard touchdown pass from Bradshaw to Larry Brown.

Midway through the final quarter, Denver went on top to stay on the strength of a 44-yard field goal by Turner. On their next drive, the Broncos opened up a 6-point lead when Turner hit a 25-yard field goal with just less than six minutes left in the game. Denver then put the contest out of reach when Morton tossed his second touchdown of the game on a strike to Jack Dolbin from 34 yards out. The score was set up after Jackson intercepted his second pass of the game, giving the Broncos the ball on Pittsburgh's 33-yard line.

Morton finished the game completing 11-of-23 passes for 164 yards with two touchdowns as the Broncos racked up 258 yards of offense against one of the NFL's top defenses. Odoms led all players with five receptions for 43 yards, and Moses chipped in 45 receiving yards on two catches.

Denver's "Orange Crush" defense kept the Steelers off balance all game, holding Bradshaw to just 177 passing yards on 19-of-37 attempts and intercepting him three times. Jackson posted three takeaways (2 interceptions, 1 fumble) while Broncos safety Billy Thompson registered a team-high 13 tackles, including 10 solo stops, to help the club earn the first post-season win in franchise history.

OFFICIALS:

Referee — Gene Barth (14); **Umpire** — Paul Trepinski (22); **Line Judge** — Royal Cathcart (16); **Head Linesman** — Frank Glover (85); **Back Judge** — Bob Rice (80); **Field Judge** — Ed Merrifield (76).

DENVER BRONCOS

OFFENSE

WR 25 H. Moses
LT 74 A. Maurer
LG 62 T. Glassic
C 52 M. Montler
RG 60 P. Howard
RT 71 C. Minor
TE 88 R. Odoms
WR 82 J. Dolbin
QB 7 C. Morton
RB 41 R. Lytle
RB 32 J. Keyworth

DEFENSE

LE 79 B. Chavous
NT 68 R. Carter
RE 77 L. Alzado
LB 51 B. Swenson
LB 53 R. Gradishar
LB 57 T. Jackson
LB 59 J. Rizzo
LCB 20 L. Wright
RCB 43 S. Foley
S 36 B. Thompson
S 29 B. Jackson

BRONCOS SUBSTITUTIONS: P 10 B. Dilts, QB 14 N. Weese, K 15 J. Turner, DB 21 R. Polti, RB 24 O. Armstrong, RB 30 J. Jensen, DB 40 R. Rich, RB 41 R. Lytle, C 50 B. Maples, LB 55 G. Turk, LB 56 L. Evans, LB 58 R. Nairne, DE 63 J. Grant, G 65 G. Hyde, DE 66 B. Manor, G 67 S. Schindler, DT 70 P. Smith, WR 80 R. Upchurch, TE 85 R. Egloff, WR 86 J. Schultz. **DID NOT PLAY:** QB 12 C. Penrose, RB 35 L. Perrin. **INACTIVE:** DB 26 L. Riley, T 73 H. Allison.

PITTSBURGH STEELERS

OFFENSE

WR 82 J. Stallworth
LT 57 S. Davis
LG 55 J. Kolb
C 52 M. Webster
RG 50 J. Clack
RT 74 R. Pinney
TE 79 L. Brown
WR 88 L. Swann
QB 12 T. Bradshaw
RB 20 R. Bleier
RB 32 F. Harris

DEFENSE

LE 64 S. Furness
LT 75 J. Greene
RT 63 E. Holmes
RE 78 D. White
LB 59 J. Ham
LB 58 J. Lambert
LB 51 L. Toews
CB 24 J.T. Thomas
CB 45 J. Allen
S 31 D. Shell
S 27 G. Edwards

STEELERS SUBSTITUTIONS: K 10 R. Gerela, QB 16 N. Graff, P 17 R. Engles, DB 21 T. Dungy, RB 28 A. Maxson, DB 29 B. Sexton, RB 38 S. Thornton, RB 46 R. Harrison, LB 53 D. Winston, LB 54 D. LaCrosse, LB 56 R. Cole, LB 60 B. Cousino, T 66 T. Peterson, DE 68 L. Greenwood, G 72 G. Mullins, T 74 R. Pinney, TE 84 R. Grossman, WR 85 E. Pough, WR 86 J. Smith, TE 89 B. Cunningham. **DID NOT PLAY:** WR 43 F. Lewis, CB 47 M. Blount. **INACTIVE:** QB 18 C. Stoudt, RB 36 J. Deloplane.


		1	2	3	4	OT	TOTAL	FIELD GOALS (made () & missed)	
VISITOR	Pittsburgh Steelers	0	14	0	7	—	21		
HOME	Denver Broncos	7	7	7	13	—	34	J. Turner	(44) (25)
Team	Qtr	Clock Time	PLAY DESCRIPTION (Extra Point) (Drive Info)					SCORE	
BRONCOS	1	8:47	R. Lytle 7 yd. run (J. Turner, kick) (4-17, 1:56)					0	7
STEELERS	2	5:59	T. Bradshaw 1 yd. run (R. Gerela, kick) (11-56, 5:10)					7	7
BRONCOS	2	10:45	O. Armstrong 10 yd. run (J. Turner, kick) (1-10, 0:04)					7	14
STEELERS	2	13:19	F. Harris 1 yd. run (R. Gerela, kick) (9-65, 2:35)					14	14
BRONCOS	3	13:36	R. Odoms 30 yd. pass from C. Morton (J. Turner, kick) (4-41, 1:01)					14	21
STEELERS	4	4:05	L. Brown 1 yd. pass from T. Bradshaw (R. Gerela, kick) (4-61, 1:42)					21	21
BRONCOS	4	7:43	J. Turner 44 yd. Field Goal (7-39, 3:29)					21	24
BRONCOS	4	9:50	J. Turner 25 yd. Field Goal (4-2, 1:36)					21	27
BRONCOS	4	13:16	J. Dolbin 34 yd. pass from C. Morton (J. Turner, kick) (2-33, 0:13)					21	34

FINAL INDIVIDUAL STATISTICS																							
Pittsburgh Steelers									Denver Broncos														
RUSHING	ATT	YDS	AVG	LG	TD	RUSHING	ATT	YDS	AVG	LG	TD	RUSHING	ATT	YDS	AVG	LG	TD						
F. Harris	28	92	3.3	20	1	O. Armstrong	11	44	4.0	29	1	O. Armstrong	11	44	4.0	29	1						
T. Bradshaw	4	21	5.3	11	1	R. Lytle	12	26	2.2	7	1	R. Lytle	12	26	2.2	7	1						
R. Bleier	7	14	2.0	5	0	J. Keyworth	5	20	4.4	6	0	J. Keyworth	5	20	4.4	6	0						
						J. Jensen	4	13	3.3	5	0	J. Jensen	4	13	3.3	5	0						
						C. Morton	5	0	0.0	6	0	C. Morton	5	0	0.0	6	0						
TOTAL	39	127	3.3	20	2	TOTAL	37	103	2.8	29	2	TOTAL	37	103	2.8	29	2						
PASSING	ATT	CMP	YDS	TKD/YD	TD	LG	IN	Rtg.	PASSING	ATT	CMP	YDS	TKD/YD	TD	LG	IN	Rtg.						
T. Bradshaw	37	19	177	0/0	1	48	3	40.0	C. Morton	23	11	164	1/9	2	34	0	100.6						
TOTAL	37	19	177	0/0	1	48	3	40.0	TOTAL	23	11	164	1/9	2	34	0	100.6						
PASS RECEIVING	NO	YDS	AVG	LG	TD	PASS RECEIVING	NO	YDS	AVG	LG	TD	PASS RECEIVING	NO	YDS	AVG	LG	TD						
J. Stallworth	4	80	20.0	48	0	R. Odoms	5	43	8.6	30	1	R. Odoms	5	43	8.6	30	1						
F. Harris	4	20	5.0	12	0	H. Moses	2	45	22.5	27	0	H. Moses	2	45	22.5	27	0						
B. Cunningham	3	42	14.0	19	0	J. Jensen	2	33	16.5	29	0	J. Jensen	2	33	16.5	29	0						
A. Maxson	3	11	3.7	10	0	J. Dolbin	1	34	34.0	34	1	J. Dolbin	1	34	34.0	34	1						
R. Bleier	2	10	5.0	7	0	O. Armstrong	1	9	9.0	9	0	O. Armstrong	1	9	9.0	9	0						
R. Grossman	1	7	7.0	7	0																		
L. Swann	1	6	6.0	6	0																		
L. Brown	1	1	1.0	1	1																		
TOTAL	19	177	9.3	48	1	TOTAL	11	164	14.9	34	2	TOTAL	11	164	14.9	34	2						
INTERCEPTIONS	NO	YDS	AVG	LG	TD	INTERCEPTIONS	NO	YDS	AVG	LG	TD	INTERCEPTIONS	NO	YDS	AVG	LG	TD						
						T. Jackson	2	49	24.5	32	0	T. Jackson	2	49	24.5	32	0						
						B. Jackson	1	15	15.0	15	0	B. Jackson	1	15	15.0	15	0						
TOTAL	0	0	0.0	—	0	TOTAL	3	64	21.3	32	0	TOTAL	3	64	21.3	32	0						
PUNTING	NO	YDS	AVG	NET	TB	IN20	LG	PUNTING	NO	YDS	AVG	NET	TB	IN20	LG	PUNTING	NO	YDS	AVG	NET	TB	IN20	LG
R. Engles	5	204	40.8	38.4	0	0	55	B. Dilts	5	188	37.6	31.4	0	1	41	R. Engles	5	204	40.8	38.4	0	0	55
TOTAL	5	204	40.8	38.4	0	0	55	TOTAL	5	188	37.6	31.4	0	1	41	TOTAL	5	204	40.8	38.4	0	0	55
PUNT RETURNS	NO	YDS	AVG	FC	LG	TD	PUNT RETURNS	NO	YDS	AVG	FC	LG	TD	PUNT RETURNS	NO	YDS	AVG	FC	LG	TD			
J. Smith	4	31	7.8	1	17	0	B. Thompson	2	5	2.5	0	3	0	J. Smith	4	31	7.8	1	17	0			
							J. Schultz	1	4	4.0	0	4	0										
							R. Upchurch	1	3	3.0	1	3	0										
RETURNS	4	31	7.8	1	17	0	RETURNS	4	12	3.0	1	4	0	RETURNS	4	31	7.8	1	17	0			
KICKOFF RETURNS	NO	YDS	AVG	FC	LG	TD	KICKOFF RETURNS	NO	YDS	AVG	FC	LG	TD	KICKOFF RETURNS	NO	YDS	AVG	FC	LG	TD			
J. Smith	4	80	20.0	0	34	0	R. Upchurch	3	58	19.3	0	26	0	J. Smith	4	80	20.0	0	34	0			
A. Maxson	1	24	24.0	0	24	0	J. Schultz	1	27	27.0	0	27	0	A. Maxson	1	24	24.0	0	24	0			
RETURNS	5	104	20.8	0	34	0	RETURNS	4	85	21.3	0	27	0	RETURNS	5	104	20.8	0	34	0			
Pittsburgh Steelers	Own	Opp.	Out															Denver Broncos	Own	Opp.	Out		
FUMBLES	Fum	Lost	Rec.	Yds	TD	FF	Rec.	Yds	TD	Bnds	FUMBLES	Fum	Lost	Rec.	Yds	TD	FF	Rec.	Yds	TD	Bnds		
B. Cunningham	1	0	1	0	0	0	0	0	0	0	R. Gradishar	1	0	0	0	0	0	1	5	0	0		
F. Harris	1	1	0	0	0	0	0	0	0	0	T. Jackson	0	0	1	25	0	0	0	0	0	0		
J. Greene	0	0	0	0	0	0	1	0	0	0	J. Keyworth	1	1	0	0	0	0	0	0	0	0		
											B. Thompson	1	0	0	0	0	0	0	0	0	0		
											S. Foley	0	0	1	0	0	0	0	0	0	0		
											L. Alzado	0	0	0	0	0	1	0	0	0	0		
TOTAL	2	1	1	0	0	0	1	0	0	0	TOTAL	3	1	2	25	0	1	1	5	0	0		

FINAL TEAM STATISTICS											
STEELERS						BRONCOS					
TOTAL FIRST DOWNS						18					
By Rushing						10					
By Passing						8					
By Penalty						0					
THIRD DOWN EFFICIENCY						11-22-50%					
FOURTH DOWN EFFICIENCY						1-2-50%					
TOTAL NET YARDS						304					
Total Offensive Plays (inc. times thrown passing)						76					
Average gain per offensive play						4.0					
NET YARDS RUSHING						127					
Total Rushing Plays						39					
Average gain per rushing play						3.3					
NET YARDS PASSING						177					
Times thrown – yards lost attempting to pass						0-0					
Gross yards passing						177					
PASS ATTEMPTS-COMPLETIONS-HAD INTERCEPTED						37-19-3					
Average gain per pass play (inc. # thrown passing)						4.8					
PUNTS Number and Average						6-34					
Had Blocked						1					
FGs – PATs Had Blocked						0-0					
TOTAL RETURN YARDAGE (Not Including Kickoffs)						135					
No. and Yards Punt Returns						4-31					
No. and Yards Kickoff Returns						5-104					
No. and Yards Interception Returns						0-0					
PENALTIES Number and Yards						10-67					
FUMBLES Number and Lost						2-1					
TOUCHDOWNS						3					
Rushing						2					
Passing						1					
Returns						0					
EXTRA POINTS Made-Attempts						3-3					
FIELD GOALS Made-Attempts						0-0					
SAFETIES						0					
FINAL SCORE						21					
TIME OF POSSESSION						34:26					

BRONCOS DEFENSIVE STATISTICS															
(based on unofficial press box statistics)															
PLAYER	UT	A	TT	S-YDS	I-YDS	PD	FF	FR	PLAYER	UT	A	TT	S-YDS	I-YDS	PD
B. Thompson	10	3	13	0-0	0-0	0	0	0	R. Nairne	2	1	3	0-0	0-0	0
R. Gradishar	5	5	10	0-0	0-0	1	0	0	R. Rich	1	2	3	0-0	0-0	0
T. Jackson	7	1	8	0-0	2-49	2	0	1	P. Smith	1	1	2	0-0	0-0	0
J. Rizzo	5	2	7	0-0	0-0	1	0	0	G. Turk	1	1	2	0-0	0-0	0
B. Swenson	4	2	6	0-0	0-0	0	0	0	J. Grant	0	2	2	0-0	0-0	0
B. Jackson	4	1	5	0-0	1-15	1	0	0	R. Carter	1	0	1	0-0	0-0	0
L. Alzado	3	2	5	0-0	0-0	0	1	0	B. Manor	1	0	1	0-0	0-0	0
B. Chavous	4	0	4	0-0	0-0	0	0	0	R. Polti	1	0	1	0-0	0-0	1
L. Wright	3	0	3	0-0	0-0	2	0	0	TEAM TOTALS	53	23	76	0-0	3-64	8

INDIVIDUAL & TEAM RECORDS



YEAR-BY-YEAR HEAD COACHES/RECORDS

Season	Coach	W	L	T	Pct.
1960	Frank Filchock	4	9	1	
1961	Frank Filchock	3	11	0	
	Filchock's totals	7	20	1	.268
1962	Jack Faulkner	7	7	0	
1963	Jack Faulkner	2	11	1	
1964	Jack Faulkner	0	4	0	
	Faulkner's totals	9	22	1	.297
1964	Mac Speedie	2	7	1	
1965	Mac Speedie	4	10	0	
1966	Mac Speedie	0	2	0	
	Speedie's totals	6	19	1	.250
1966	Ray Malavasi	4	8	0	
	Malavasi's totals	4	8	0	.333
1967	Lou Saban	3	11	0	
1968	Lou Saban	5	9	0	
1969	Lou Saban	5	8	1	
1970	Lou Saban	5	8	1	
1971	Lou Saban	2	6	1	
	Saban's totals	20	42	3	.331
1971	Jerry Smith	2	3	0	
	Smith's totals	2	3	0	.400
1972	John Ralston	5	9	0	
1973	John Ralston	7	5	2	
1974	John Ralston	7	6	1	
1975	John Ralston	6	8	0	
1976	John Ralston	9	5	0	
	Ralston's totals	34	33	3	.507
1977	Red Miller	12	2	0	
	Playoffs	2	1	0	
1978	Red Miller	10	6	0	
	Playoffs	0	1	0	
1979	Red Miller	10	6	0	
	Playoffs	0	1	0	
1980	Red Miller	8	8	0	
	Miller's regular season totals	40	22	0	.645
	Miller's overall totals	42	25	0	.627
1981	Dan Reeves	10	6	0	
1982	Dan Reeves	2	7	0	
1983	Dan Reeves	9	7	0	
	Playoffs	0	1	0	
1984	Dan Reeves	13	3	0	
	Playoffs	0	1	0	
1985	Dan Reeves	11	5	0	
1986	Dan Reeves	11	5	0	
	Playoffs	2	1	0	
1987	Dan Reeves	10	4	1	
	Playoffs	2	1	0	
1988	Dan Reeves	8	8	0	
1989	Dan Reeves	11	5	0	
	Playoffs	2	1	0	
1990	Dan Reeves	5	11	0	
1991	Dan Reeves	12	4	0	
	Playoffs	1	1	0	
1992	Dan Reeves	8	8	0	
	Reeves' regular season totals	110	73	1	.600
	Reeves' overall totals	117	79	1	.596
1993	Wade Phillips	9	7	0	
	Playoffs	0	1	0	
1994	Wade Phillips	7	9	0	
	Phillips' regular season totals	16	16	0	.500
	Phillips' overall totals	16	17	0	.485
1995	Mike Shanahan	8	8	0	
1996	Mike Shanahan	13	3	0	
	Playoffs	0	1	0	
1997	Mike Shanahan	12	4	0	
	Playoffs	4	0	0	
1998	Mike Shanahan	14	2	0	
	Playoffs	3	0	0	
1999	Mike Shanahan	6	10	0	
2000	Mike Shanahan	11	5	0	
	Playoffs	0	1	0	
2001	Mike Shanahan	8	8	0	
2002	Mike Shanahan	9	7	0	
2003	Mike Shanahan	10	6	0	
	Playoffs	0	1	0	
2004	Mike Shanahan	10	6	0	
	Playoffs	0	1	0	
2005	Mike Shanahan	13	3	0	
	Playoffs	1	1	0	
2006	Mike Shanahan	9	7	0	
2007	Mike Shanahan	7	9	0	
2008	Mike Shanahan	8	8	0	
	Shanahan's regular season totals	138	86	0	.616
	Shanahan's overall totals	146	91	0	.616
2009	Josh McDaniels	8	8	0	
2010	Josh McDaniels	3	9	0	
	McDaniels' totals	11	17	0	.393
2010	Eric Stutesville	1	3	0	
	Stutesville's totals	1	3	0	.250
2011	John Fox	8	8	0	
	Playoffs	1	1	0	

MOST OVERALL WINS

Coach	Years	W	L	T	Pct.
Mike Shanahan	1995-2008	146	91	0	.616
Dan Reeves	1981-92	117	79	1	.596
Red Miller	1977-80	42	25	0	.627
John Ralston	1972-76	34	33	3	.507
Lou Saban	1967-71	20	42	3	.331
Wade Phillips	1993-94	16	17	0	.485
Josh McDaniels	2009-10	11	17	0	.393
John Fox	2011-Pres.	9	9	0	.500
Jack Faulkner	1962-64	9	22	1	.297
Frank Filchock	1960-61	7	20	1	.268
Mac Speedie	1964-66	6	19	1	.250
Ray Malavasi	1966	4	8	0	.333
Jerry Smith	1971	2	3	0	.400
Eric Stutesville	2010	1	3	0	.250

MOST REG. SEASON WINS

Coach	Years	W	L	T	Pct.
Mike Shanahan	1995-2008	138	86	0	.616
Dan Reeves	1981-92	110	73	1	.600
Red Miller	1977-80	40	22	0	.645
John Ralston	1972-76	34	33	3	.507
Lou Saban	1967-71	20	42	3	.331
Wade Phillips	1993-94	16	16	0	.500
Josh McDaniels	2009-10	11	17	0	.393
Jack Faulkner	1962-64	9	22	1	.297
John Fox	2011-Pres.	8	8	0	.500
Frank Filchock	1960-61	7	20	1	.268
Mac Speedie	1964-66	6	19	1	.250
Ray Malavasi	1966	4	8	0	.333
Jerry Smith	1971	2	3	0	.400
Eric Stutesville	2010	1	3	0	.250

MOST PLAYOFF WINS

Coach	Years	W	L	T	Pct.
Mike Shanahan	1995-2008	8	5	0	.615
Dan Reeves	1981-92	7	6	0	.538
Red Miller	1977-80	2	3	0	.400
John Fox	2011-Pres.	1	1	0	.500
Wade Phillips	1993-94	0	1	0	.000

BEST OVERALL WIN PCT.

Coach	Years	W	L	T	Pct.
Red Miller	1977-80	42	25	0	.627
Mike Shanahan	1995-2008	146	91	0	.616
Dan Reeves	1981-92	117	79	1	.596
John Ralston	1972-76	34	33	3	.507
John Fox	2011-Pres.	9	9	0	.500
Wade Phillips	1993-94	16	17	0	.485
Jerry Smith	1971	2	3	0	.400
Josh McDaniels	2009-10	11	17	0	.393
Ray Malavasi	1966	4	8	0	.333
Lou Saban	1967-71	20	42	3	.331
Jack Faulkner	1962-64	9	22	1	.297
Frank Filchock	1960-61	7	20	1	.268
Mac Speedie	1964-66	6	19	1	.250
Eric Stutesville	2010	1	3	0	.250

BEST REG. SEASON WIN PCT.

Coach	Years	W	L	T	Pct.
Red Miller	1977-80	40	22	0	.645
Mike Shanahan	1995-2008	138	86	0	.616
Dan Reeves	1981-92	110	73	1	.600
John Ralston	1972-76	34	33	3	.507
Wade Phillips	1993-94	16	16	0	.500
John Fox	2011-Pres.	8	8	0	.500
Jerry Smith	1971	2	3	0	.400
Josh McDaniels	2009-10	11	17	0	.393
Ray Malavasi	1966	4	8	0	.333
Lou Saban	1967-71	20	42	3	.331
Jack Faulkner	1962-64	9	22	1	.297
Frank Filchock	1960-61	7	20	1	.268
Mac Speedie	1964-66	6	19	1	.250
Eric Stutesville	2010	1	3	0	.250

BEST PLAYOFF WIN PCT.

Coach	Years	W	L	T	Pct.
Mike Shanahan	1995-2008	8	5	0	.615
Dan Reeves	1981-92	7	6	0	.538
John Fox	2011-Pres.	1	1	0	.500
Red Miller	1977-80	2	3	0	.400
Wade Phillips	1993-94	0	1	0	.000

ATTENDANCE MARKS

BRONCOS LARGEST CROWDS

HOME			ROAD		
77,160	vs. Green Bay	Oct. 29, 2007	101,063	at Pasadena (Super Bowl XXI)	Jan. 25, 1987
77,038	vs. Pittsburgh	Oct. 21, 2007	91,020	at Los Angeles Raiders	Oct. 28, 1984
76,879	vs. San Diego	Oct. 7, 2007	90,153	at Los Angeles Raiders	Nov. 2, 1986
76,786	vs. Kansas City	Sept. 17, 2006	87,560	at Los Angeles Raiders	Dec. 3, 1989
76,784	vs. Oakland	Sept. 16, 2007	85,247	at Washington	Nov. 15, 2009
76,775	vs. Pittsburgh (Playoffs)	Jan. 22, 2006	83,941	at San Francisco (London)	Oct. 31, 2010
76,767	vs. Indianapolis	Oct. 29, 2006	81,065	at Cleveland	Oct. 5, 1980
76,753	vs. Oakland	Sept. 22, 2003	80,272	at Buffalo (Playoffs)	Jan. 12, 1992
76,723	vs. San Diego	Nov. 19, 2006	79,915	at Cleveland (Playoffs)	Jan. 11, 1987
76,716	vs. Pittsburgh	Nov. 9, 2009	79,864	at Buffalo	Oct. 5, 1975
76,691	vs. Oakland	Oct. 15, 2006	79,484	at Kansas City	Nov. 23, 2006
76,643	vs. Oakland	Nov. 11, 2002	79,439	at Kansas City	Sept. 22, 1996
76,590	vs. Tennessee	Nov. 19, 2007	78,903	at Kansas City	Oct. 5, 2003
76,571	vs. New England	Oct. 16, 2005	78,809	at New York Jets	Nov. 30, 2008
76,556	vs. New England	Dec. 18, 2011	78,683	at Kansas City	Sept. 19, 1999

2001-Present — Sports Authority Field at Mile High
1960-2000 — Mile High Stadium/Bears Stadium

BRONCOS REGULAR SEASON ATTENDANCE BY SEASON

Year	Home	Road	Total	Year	Home	Road	Total
1960	91,333	115,994	207,327	1986	589,037	526,550	1,115,587
1961	74,508	122,315	196,823	1987	498,715	370,586	869,301
1962	178,485	146,442	324,927	1988	597,680	487,571	1,085,251
1963	132,218	165,995	298,213	1989	588,144	542,541	1,130,685
1964	118,259	166,744	285,003	1990	560,703	509,425	1,070,128
1965	219,786	215,992	435,778	1991	584,214	466,818	1,051,032
1966	192,198	203,799	395,997	1992	597,704	503,447	1,101,151
1967	231,801	247,696	479,497	1993	590,808	521,349	1,112,157
1968	281,374	278,008	559,382	1994	574,180	524,941	1,099,121
1969	326,851	276,755	603,606	1995	583,510	455,634	1,039,144
1970	355,739	330,184	685,923	1996	589,296	462,194	1,051,490
1971	358,400	377,642	736,042	1997	590,189	499,942	1,090,131
1972	361,414	412,073	773,487	1998	597,462	546,021	1,143,483
1973	356,327	351,334	707,661	1999	577,309	531,728	1,109,037
1974	347,322	354,367	701,689	2000	604,042	535,988	1,140,030
1975	342,375	347,944	690,319	2001	600,283	514,920	1,115,203
1976	436,468	349,126	785,594	2002	604,904	557,070	1,161,974
1977	524,595	370,917	895,512	2003	607,167	526,919	1,134,086
1978	598,085	470,756	1,068,841	2004	601,031	539,587	1,140,618
1979	597,521	427,040	1,024,561	2005	608,790	*558,598	*1,167,388
1980	593,084	473,680	1,066,764	2006	610,782	544,955	1,155,737
1981	598,224	475,360	1,073,584	2007	*612,893	526,919	1,139,812
1982	369,555	183,046	552,601	2008	604,074	555,556	1,159,630
1983	592,493	385,022	977,515	2009	600,928	538,731	1,139,659
1984	585,233	450,442	1,035,675	2010	599,264	530,184	1,129,448
1985	589,500	452,847	1,042,347	2011	602,618	506,992	1,109,612
				TOTAL	24,828,875	21,536,686	46,365,063

*Broncos records

BRONCOS SEASON TICKET SALES

1960.....2,675	*1974.....49,000	*1988.....74,147	*2002.....73,576
1961.....5,775	*1975.....49,000	*1989.....73,952	*2003.....73,583
1962.....5,042	*1976.....62,215	*1990.....73,966	*2004.....73,590
1963.....7,624	*1977.....73,089	*1991.....73,682	*2005.....73,846
1964.....8,002	*1978.....73,092	*1992.....73,592	*2006.....73,972
1965.....22,905	*1979.....73,313	*1993.....73,182	*2007.....73,984
1966.....18,898	*1980.....73,298	*1994.....73,072	*2008.....73,996
1967.....24,650	*1981.....73,380	*1995.....73,222	*2009.....73,988
1968.....27,348	*1982.....73,380	*1996.....73,180	*2010.....73,992
1969.....31,936	*1983.....73,377	*1997.....73,275	*2011.....73,992
*1970.....43,580	*1984.....73,347	*1998.....73,972	*2012.....74,092
*1971.....47,500	*1985.....73,309	*1999.....73,997	
*1972.....48,000	*1986.....73,348	*2000.....73,855	
*1973.....48,000	*1987.....74,147	*2001.....73,825	

*Season tickets sold out. Every Broncos home game at Mile High Stadium (1970-2000) and Sports Authority Field at Mile High (2001-11) has been a sellout since the beginning of the 1970 season with the exception of two replacement games played during the 1987 strike (both games were sold out before the strike). The Broncos have thus sold out 325 consecutive regular-season games, and with postseason games the total reaches 341.

BRONCOS STATISTICAL HISTORY

TEAM OFFENSE YEAR-BY-YEAR

	Total Plays	First Downs	Rush Yards	League Rank	Pass Yards	League Rank	Total Yards	League Rank	Total Points
1960	958	248	1,1958th	3,2473rd	4,4426th	309
1961	934	219	1,0918th	2,7203rd	3,8117th	251
1962	885	270	1,2987th	3,4041st	4,7024th	353
1963	832	230	1,5086th	2,4878th	3,9957th	301
1964	908	207	1,3118th	2,0218th	3,3328th	240
1965	959	255	1,8292nd	2,6403rd	4,4692nd	303
1966	815	171	1,1739th	1,9959th	3,1689th	196
1967	852	172	1,2659th	1,6828th	2,9479th	256
1968	889	217	1,6147th	2,3576th	3,9717th	255
1969	841	243	1,6376th	2,5245th	4,1616th	297
1970	883	217	1,8029th	2,02519th	3,82718th	253
1971	891	217	2,09310th	2,06517th	4,15811th	203
1972	831	237	1,83818th	2,6343rd	4,4725th	325
1973	893	253	1,95414th	2,5193rd	4,4736th	354
1974	861	258	2,1575th	2,3289th	4,4855th	302
1975	964	268	1,99313th	2,5417th	4,53410th	254
1976	901	239	1,93219th	2,20412th	4,13616th	315
1977	886	223	2,04311th	1,86315th	3,90617th	274
1978	1,039	294	2,4518th	2,37817th	4,82914th	282
1979	1,044	306	2,04018th	3,10213th	5,14212th	289
1980	992	286	1,86520th	2,77718th	4,64225th	310
1981	1,062	306	1,89521st	3,5318th	5,42614th	321
1982	592	170	1,01817th	1,81915th	2,83715th	148
1983	1,025	292	1,78423rd	3,02720th	4,81126th	302
1984	1,018	299	2,07610th	2,85924th	4,93522nd	353
1985	1,152	339	1,85116th	3,6456th	5,49610th	380
1986	1,042	319	1,67820th	3,53810th	5,21615th	378
1987	1,070	331	1,97012th	3,6543rd	5,6242nd	379
1988	1,077	338	1,81519th	3,6916th	5,5068th	327
1989	1,071	308	2,0926th	3,00123rd	5,09315th	362
1990	1,035	323	1,87214th	3,3417th	5,2138th	331
1991	1,012	284	2,0158th	2,99717th	5,01212th	304
1992	928	234	1,50025th	2,93019th	4,43021st	262
1993	1,060	327	1,69318th	3,7684th	5,4615th	373
1994	1,112	346	1,47023rd	4,0174th	5,4876th	347
1995	1,060	344	1,9955th	4,0457th	6,0403rd	388
1996	1,092	336	2,3621st	3,42913th	5,7911st	391
1997	1,068	340	2,3784th	3,4949th	5,8721st	472
1998	1,041	347	2,4682nd	3,6247th	6,0923rd	501
1999	1,053	308	1,86412th	3,41915th	5,28314th	314
2000	1,115	383	2,3113rd	4,2433rd	6,5542nd	485
2001	1,034	304	1,87710th	2,94025th	4,81722nd	340
2002	1,057	357	2,2665th	3,8248th	6,0903rd	392
2003	1,047	334	2,6292nd	2,96922nd	5,5987th	381
2004	1,070	351	2,3334th	3,9996th	6,3325th	381
2005	1,030	330	2,5392nd	3,22718th	5,7665th	395
2006	973	285	2,1528th	2,79925th	4,95121st	319
2007	976	305	1,9579th	3,58413th	5,54111th	320
2008	1,019	354	1,86212th	4,4713rd	6,3332nd	370
2009	1,032	306	1,83618th	3,62713th	5,46315th	325
2010	1,018	309	1,54426th	4,0387th	5,58213th	344
2011	1,017	286	2,6321st	2,43431st	5,06623rd	309

League rankings for 1960-69 reflect American Football League ranking.

The AFL had eight teams from 1960-65, nine teams from 1966-67 and 10 teams from 1968-69.

The NFL had 26 teams from 1970-75, 28 teams from 1976-94; 30 teams from 1995-98; 31 teams from 1999-2001 and 32 teams from 2002-Present.

TEAM DEFENSE YEAR-BY-YEAR

	Total Plays	First Downs	Rush Yards	League Rank	Pass Yards	League Rank	Total Yards	League Rank	Total Points
1960	927	254	2,145	8th	2,987	5th	5,132	8th	393
1961	899	233	1,633	5th	2,785	5th	4,418	6th	432
1962	862	234	1,868	5th	2,670	5th	4,538	6th	334
1963	828	254	1,687	6th	3,394	8th	5,081	7th	473
1964	902	271	2,064	8th	2,906	3rd	4,970	7th	438
1965	850	244	1,337	3rd	2,960	7th	4,297	7th	392
1966	871	251	2,029	8th	2,515	3rd	4,544	6th	381
1967	921	276	2,076	8th	3,125	8th	5,201	9th	409
1968	917	251	1,861	7th	3,163	10th	5,024	10th	404
1969	918	278	1,709	7th	2,932	10th	4,641	8th	344
1970	838	199	1,351	3rd	2,354	18th	3,705	7th	264
1971	825	206	1,834	14th	1,985	5th	3,819	10th	275
1972	876	251	1,668	4th	2,183	16th	3,851	9th	350
1973	872	239	1,795	6th	2,440	24th	4,235	19th	296
1974	945	265	1,808	13th	2,583	24th	4,391	21st	294
1975	901	247	1,974	13th	2,032	7th	4,006	9th	307
1976	919	222	1,709	3rd	2,025	12th	3,734	8th	206
1977	931	217	1,531	1st	2,244	25th	3,775	9th	148
1978	1,016	251	1,979	6th	2,469	8th	4,448	6th	198
1979	1,033	273	1,693	1st	3,159	23rd	4,852	10th	262
1980	1,043	303	2,117	20th	3,125	15th	5,242	15th	323
1981	1,000	268	2,005	13th	2,873	5th	4,878	6th	289
1982*	616	176	935	7th	2,234	26th	3,169	24th	226
1983	1,099	321	1,938	10th	3,671	23rd	5,609	21st	327
1984	1,123	311	1,664	5th	4,023	27th	5,687	25th	241
1985	1,069	290	1,973	13th	3,206	14th	5,179	13th	329
1986	1,026	291	1,651	5th	3,296	16th	4,947	9th	327
1987	941	277	2,017	20th	2,796	5th	4,813	9th	288
1988	1,055	316	2,538	27th	2,933	7th	5,471	22nd	352
1989	977	246	1,580	6th	2,827	3rd	4,407	3rd	226
1990	969	306	1,963	17th	3,382	21st	5,345	20th	374
1991	939	242	1,794	19th	2,755	3rd	4,549	5th	235
1992	1,001	283	1,963	23rd	3,120	14th	5,083	22nd	329
1993	1,005	280	1,418	4th	3,731	27th	5,149	19th	284
1994	1,023	303	1,752	16th	4,155	28th	5,907	28th	396
1995	1,010	322	1,895	23rd	3,298	9th	5,193	15th	345
1996	951	261	1,331	1st	3,139	10th	4,470	4th	275
1997	951	258	1,803	16th	2,868	5th	4,671	5th	287
1998	999	283	1,287	3rd	3,648	26th	4,935	11th	309
1999	961	267	1,737	19th	3,016	8th	4,753	7th	318
2000	962	294	1,598	7th	3,946	31st	5,544	24th	369
2001	960	292	1,492	6th	3,282	16th	4,774	8th	339
2002	985	298	1,489	4th	3,337	17th	4,826	6th	344
2003	910	241	1,605	7th	2,828	6th	4,433	4th	301
2004	918	235	1,512	4th	2,947	6th	4,459	4th	304
2005	985	295	1,363	2nd	3,643	29th	5,006	15th	258
2006	1,020	291	1,813	12th	3,410	21st	5,223	14th	305
2007	992	306	2,282	30th	3,094	7th	5,376	19th	409
2008	990	327	2,337	27th	3,656	26th	5,993	29th	448
2009	1,007	290	2,059	26th	2,981	3rd	5,040	7th	324
2010	1,056	334	2,473	31st	3,780	25th	6,253	32nd	471
2011	1,063	315	2,021	22nd	3,704	18th	5,725	20th	390

*players strike; nine-game season

League rankings for 1960-69 reflect American Football League ranking.

The AFL had eight teams from 1960-65, nine teams from 1966-67 and 10 teams from 1968-69.

The NFL had 26 teams from 1970-75, 28 teams from 1976-94; 30 teams from 1995-98; 31 teams from 1999-2001 and 32 teams from 2002-Present.

TEAM TURNOVERS YEAR-BY-YEAR

	GIVEAWAYS			TAKEAWAYS			Turnover Ratio
	INTs	Fum.	Total	INTs	Fum.	Total	
1960	35	17	52	27	17	44	-8
1961	45	20	65	26	14	40	-25
1962	40	14	54	27	19	46	-8
1963	28	15	43	15	20	35	-8
1964	32	8	40	32	21	53	+13
1965	30	16	46	25	14	39	-7
1966	30	17	47	13	18	31	-16
1967	18	12	30	28	13	41	+11
1968	27	13	40	20	12	32	-8
1969	23	8	31	14	14	28	-3
1970	28	13	41	16	16	32	-9
1971	27	12	39	20	20	40	+1
1972	23	11	34	10	12	22	-12
1973	20	9	29	14	15	29	+/-0
1974	17	13	30	22	11	33	+3
1975	34	14	48	16	16	32	-16
1976	22	12	34	24	13	37	+3
1977	12	15	27	25	14	39	+12
1978	17	17	34	31	13	44	+10
1979	23	18	41	19	19	38	-3
1980	25	12	37	16	12	28	-9
1981	21	18	39	23	23	46	+7
1982*	19	17	36	12	7	19	-17
1983	22	19	41	27	20	47	+6
1984	17	17	34	31	24	55	+21
1985	23	8	31	24	12	36	+5
1986	16	13	29	18	17	35	+6
1987	19	17	36	28	19	47	+11
1988	22	12	34	16	13	29	-5
1989	20	12	32	21	22	43	+11
1990	18	14	32	10	15	25	-7
1991	12	13	25	23	10	33	+8
1992	29	14	43	15	16	31	-12
1993	10	18	28	18	13	31	+3
1994	13	18	31	12	14	26	-5
1995	14	16	30	8	13	21	-9
1996	17	15	32	23	9	32	+/-0
1997	11	10	21	18	13	31	+10
1998	14	6	20	19	11	30	+10
1999	18	10	28	15	11	26	-2
2000	12	13	25	27	17	44	+19
2001	19	8	27	22	15	37	+10
2002	20	7	27	9	13	22	-5
2003	18	6	24	9	11	20	-4
2004	20	9	29	12	8	20	-9
2005	7	9	16	20	16	36	+20
2006	18	12	30	17	13	30	+/-0
2007	15	14	29	14	16	30	+1
2008	18	12	30	6	7	13	-17
2009	13	10	23	17	13	30	+7
2010	12	15	27	10	8	18	-9
2011	13	17	30	9	9	18	-12

TEAM THIRD DOWNS YEAR-BY-YEAR

Year	DENVER			OPPONENTS			Year	DENVER			OPPONENTS		
	Md.	Att.	Pct.	Md.	Att.	Pct.		Md.	Att.	Pct.	Md.	Att.	Pct.
1972	75	177	42.4	74	190	38.9	1992	67	208	32.2	81	222	36.5
1973	79	203	38.9	77	203	37.9	1993	98	225	43.6	71	215	33.0
1974	63	176	35.8	88	218	40.4	1994	87	231	37.7	86	217	39.6
1975	84	212	39.6	76	209	36.4	1995	89	207	43.0	92	212	43.4
1976	69	193	35.8	73	222	32.9	1996	112	229	48.9	78	217	35.9
1977	72	210	34.3	71	221	32.1	1997	92	217	42.4	65	207	31.4
1978	81	226	35.8	88	249	35.3	1998	90	207	43.5	88	225	39.1
1979	77	222	34.7	95	248	38.3	1999	84	229	36.7	64	203	31.5
1980	84	223	37.7	91	228	39.9	2000	97	218	44.5	66	191	34.6
1981	86	230	37.4	74	219	33.8	2001	83	219	37.9	63	191	33.0
1982*	43	121	35.5	48	132	36.4	2002	77	202	38.1	97	220	44.1
1983	68	213	31.9	92	235	39.1	2003	82	211	38.9	61	207	29.5
1984	68	207	32.9	84	240	35.0	2004	78	206	37.9	65	209	31.1
1985	102	252	40.5	74	230	32.2	2005	76	210	36.2	76	207	36.7
1986	92	222	41.4	75	222	33.8	2006	78	211	37.0	81	221	36.7
1987	106	224	47.3	64	183	35.0	2007	80	198	40.4	91	213	42.7
1988	85	210	40.5	81	214	37.9	2008	95	200	47.5	89	202	44.1
1989	111	240	46.3	73	216	33.8	2009	78	215	36.3	81	218	37.2
1990	86	207	41.5	84	195	43.1	2010	67	207	32.4	80	209	38.3
1991	92	223	41.3	64	206	31.1	2011	66	214	30.8	73	218	33.5

INDIVIDUAL YEAR-BY-YEAR LEADERS

RUSHING

	YARDS	ATTEMPTS	AVG. (min. 100 att.)	TOUCHDOWNS
1960	Rolle.....501	Rolle.....130	Mingo.....3.9	Mingo.....4
1961	Stone.....505	Stone.....127	Stone.....4.0	Bukaty.....5
1962	Stone.....360	Stone.....94	Stone.....3.8	Mingo.....4
1963	Joe.....649	Joe.....154	Joe.....4.2	Joe.....4
1964	Mitchell.....590	Mitchell.....177	Joe.....3.7	Mitchell.....5
1965	Gilchrist.....954	Gilchrist.....252	Hayes.....4.1	Gilchrist.....6
1966	Hayes.....411	Haynes.....129	Hayes.....4.0	Haynes/Choboian.....2
1967	Little.....381	Little.....130	Little.....2.9	Hickey/Hayes.....4
1968	Little.....584	Little.....158	Little.....3.7	Lynch.....4
1969	Little.....729	Little.....146	Little.....5.0	Little.....6
1970	Little.....901	Little.....209	Little.....4.3	Crenshaw.....5
1971	Little.....1,133	Little.....284	Little.....4.0	Little.....6
1972	Little.....859	Little.....216	Little.....4.0	Little.....9
1973	Little.....979	Little.....256	Dawkins.....4.4	Little.....12
1974	Armstrong.....1,407	Armstrong.....263	Armstrong.....5.3	Keyworth.....10
1975	Keyworth.....725	Keyworth.....182	Keyworth.....4.0	Keyworth/Lynch.....3
1976	Armstrong.....1,008	Armstrong.....247	Armstrong.....4.1	Armstrong.....5
1977	Armstrong.....489	Armstrong.....130	Perrin.....4.1	Armstrong/Morton.....4
1978	Perrin.....455	Armstrong/Keyworth.....112	Perrin.....4.2	Perrin.....4
1979	Armstrong.....453	Armstrong.....108	Armstrong.....4.2	Lytle.....4
1980	Jensen.....476	Preston.....111	Jensen.....4.7	Armstrong/Preston.....4
1981	Parros.....749	Preston.....183	Parros.....4.3	Lytle.....4
1982	Willhite.....347	Parros.....77	Willhite.....5.0	Willhite.....2
1983	Winder.....757	Winder.....196	Winder.....3.9	Poole.....4
1984	Winder.....1,153	Winder.....296	Winder.....3.9	Winder.....4
1985	Winder.....714	Winder.....199	Winder.....3.6	Winder.....8
1986	Winder.....789	Winder.....240	Winder.....3.3	Winder.....9
1987	Winder.....741	Winder.....196	Winder.....3.8	Winder.....6
1988	Dorsett.....703	Dorsett.....181	Dorsett.....3.9	Dorsett.....5
1989	Humphrey.....1,151	Humphrey.....294	Humphrey.....3.9	Humphrey.....7
1990	Humphrey.....1,202	Humphrey.....288	Humphrey.....4.2	Humphrey.....7
1991	Green.....1,037	Green.....261	Green.....4.0	Elway.....6
1992	Green.....648	Green.....161	Green.....4.0	Lewis.....4
1993	Bernstine.....816	Bernstine.....223	Bernstine.....3.7	Delpino.....8
1994	L. Russell.....620	L. Russell.....190	L. Russell.....3.3	L. Russell.....9
1995	Davis.....1,117	Davis.....237	Davis.....4.7	Davis.....7
1996	Davis.....1,538	Davis.....345	Davis.....4.5	Davis.....13
1997	Davis.....1,750	Davis.....369	Davis.....4.7	Davis.....15
1998	Davis.....2,008	Davis.....392	Davis.....5.1	Davis.....21
1999	Gary.....1,159	Gary.....276	Gary.....4.2	Gary.....7
2000	Anderson.....1,487	Anderson.....297	Anderson.....5.0	Anderson.....15
2001	Davis.....701	Anderson.....175	Davis.....4.2	Anderson.....4
2002	Portis.....1,508	Portis.....273	Portis.....5.5	Portis.....15
2003	Portis.....1,591	Portis.....290	Portis.....5.5	Portis.....14
2004	Droughns.....1,240	Droughns.....275	Droughns.....4.5	Droughns.....6
2005	Anderson.....1,014	Anderson.....239	T. Bell.....5.3	Anderson.....12
2006	T. Bell.....1,025	T. Bell.....233	T. Bell.....4.4	M. Bell.....8
2007	Young.....729	Henry.....167	Young.....5.2	Henry.....4
2008	Hillis.....343	Pittman.....76	Pittman.....4.2	Hillis.....5
2009	Moreno.....947	Moreno.....247	Buckhalter.....5.4	Moreno.....7
2010	Moreno.....779	Moreno.....182	Moreno.....4.3	Tebow.....6
2011	McGahee.....1,199	McGahee.....249	Tebow.....5.4	Tebow.....6

PASSING

	YARDS	ATTEMPTS	COMPLETIONS
1960	Tripucka3,038	Tripucka478	Tripucka248
1961	Tripucka1,690	Tripucka344	Tripucka167
1962	Tripucka2,917	Tripucka440	Tripucka240
1963	Slaughter.....1,689	Slaughter.....223	Slaughter.....112
1964	Lee1,611	Lee265	Lee133
1965	McCormick.....1,292	McCormick.....253	McCormick.....103
1966	Choboian.....1,110	McCormick.....193	Choboian.....82
1967	Tensi.....1,915	Tensi.....325	Tensi.....131
1968	Briscoe.....1,589	Briscoe.....224	Briscoe.....93
1969	Tensi.....1,990	Tensi.....286	Tensi.....131
1970	Liske1,340	Liske238	Liske112
1971	Ramsey1,120	Ramsey178	Horn89
1972	Johnson1,783	Johnson238	Johnson132
1973	Johnson2,465	Johnson346	Johnson184
1974	Johnson1,969	Johnson244	Johnson136
1975	Ramsey1,562	Ramsey233	Ramsey128
1976	Ramsey1,931	Ramsey270	Ramsey128
1977	Morton1,929	Morton254	Morton131
1978	Morton1,802	Morton267	Morton146
1979	Morton2,626	Morton370	Morton204
1980	Morton2,150	Morton301	Morton183
1981	Morton3,195	Morton376	Morton225
1982	DeBerg1,405	DeBerg223	DeBerg131
1983	Elway.....1,663	Elway.....259	Elway.....123
1984	Elway.....2,598	Elway.....380	Elway.....214
1985	Elway.....3,891	Elway.....605	Elway.....327
1986	Elway.....3,485	Elway.....504	Elway.....280
1987	Elway.....3,198	Elway.....410	Elway.....224
1988	Elway.....3,309	Elway.....496	Elway.....274
1989	Elway.....3,051	Elway.....416	Elway.....223
1990	Elway.....3,526	Elway.....502	Elway.....294
1991	Elway.....3,253	Elway.....451	Elway.....242
1992	Elway.....2,242	Elway.....316	Elway.....174
1993	Elway.....4,030	Elway.....551	Elway.....348
1994	Elway.....3,490	Elway.....494	Elway.....307
1995	Elway.....3,970	Elway.....542	Elway.....316
1996	Elway.....3,328	Elway.....466	Elway.....287
1997	Elway.....3,635	Elway.....502	Elway.....280
1998	Elway.....2,806	Elway.....356	Elway.....210
1999	Griese.....3,032	Griese.....452	Griese.....261
2000	Griese.....2,688	Griese.....336	Griese.....216
2001	Griese.....2,827	Griese.....451	Griese.....275
2002	Griese.....3,214	Griese.....436	Griese.....291
2003	Plummer2,182	Plummer302	Plummer189
2004	Plummer4,089	Plummer521	Plummer303
2005	Plummer3,366	Plummer456	Plummer277
2006	Plummer1,994	Plummer317	Plummer175
2007	Cutler3,497	Cutler467	Cutler297
2008	Cutler4,526	Cutler616	Cutler384
2009	Orton3,802	Orton541	Orton336
2010	Orton3,653	Orton498	Orton293
2011	Tebow1,729	Tebow271	Tebow126

PASSING, CONT.

	COMP. PCT. (min. 50 att.)	TOUCHDOWNS	INTERCEPTIONS
1960	Tripucka519	Tripucka24	Tripucka34
1961	Tripucka485	Tripucka10	Herring22
1962	Tripucka545	Tripucka17	Tripucka25
1963	Breaux507	Slaughter12	Slaughter14
1964	Slaughter513	Lee11	Lee20
1965	Lee550	McCormick7	McCormick14
1966	Choboian503	McCormick6	McCormick15
1967	Tensi403	Tensi16	Tensi17
1968	LeClair500	Briscoe14	Briscoe13
1969	Liske530	Tensi14	Tensi12
1970	Liske471	Liske7	Liske11
1971	Horn514	Ramsey5	Horn14
1972	Johnson555	Johnson14	Johnson14
1973	Johnson532	Johnson20	Johnson17
1974	Johnson557	Johnson13	Johnson9
1975	Ramsey549	Ramsey9	Ramsey14
1976	Ramsey474	Ramsey11	Ramsey13
1977	Morton516	Morton14	Morton8
1978	Weese632	Morton11	Morton8
1979	Morton551	Morton16	Morton19
1980	Morton608	Morton12	Morton13
1981	Morton598	Morton21	Morton14
1982	DeBerg587	DeBerg7	DeBerg11
1983	DeBerg553	DeBerg9	Elway14
1984	Kubiak587	Elway18	Elway15
1985	Elway540	Elway22	Elway23
1986	Elway556	Elway19	Elway13
1987	Karcher549	Elway19	Elway12
1988	Kubiak623	Elway17	Elway19
1989	Kubiak582	Elway18	Elway18
1990	Elway586	Elway15	Elway14
1991	Elway537	Elway13	Elway12
1992	Elway551	Elway10	Elway17
1993	Elway632	Elway25	Elway10
1994	Elway621	Elway16	Elway10
1995	Elway583	Elway26	Elway14
1996	Elway616	Elway26	Elway14
1997	Elway558	Elway27	Elway11
1998	Brister595	Elway22	Elway10
1999	Griese577	Griese14	Griese14
2000	Griese643	Griese19	Frerotte8
2001	Griese610	Griese23	Griese19
2002	Griese667	Griese15	Griese15
2003	Plummer626	Plummer15	Plummer7
2004	Plummer582	Plummer27	Plummer20
2005	Plummer607	Plummer18	Plummer7
2006	Cutler591	Plummer11	Plummer13
2007	Cutler636	Cutler20	Cutler14
2008	Cutler623	Cutler25	Cutler18
2009	Orton621	Orton21	Orton12
2010	Orton588	Orton20	Orton9
2011	Orton587	Tebow12	Orton7

RECEIVING

	RECEPTIONS	YARDS	AVG. (min. 20 rec.)	TOUCHDOWNS
1960	Taylor92	Taylor1,235	Carmichael19.3	Taylor12
1961	Taylor100	Taylor1,176	Frazier17.0	Frazier6
1962	Taylor77	Taylor908	Scarpitto19.1	Scarpitto6
1963	Taylor78	Taylor1,101	Scarpitto22.0	Taylor10
1964	Taylor76	Taylor873	Dixon15.4	Taylor7
1965	Taylor85	Taylor1,131	Scarpitto18.3	Taylor6
1966	Haynes46	Denson725	Denson20.1	Scarpitto4
1967	Crabtree/Denson46	Denson899	Denson19.5	Denson11
1968	Crabtree35	Crabtree601	Denson17.2	Crabtree/Denson5
1969	Denson53	Denson809	Embree16.2	Denson10
1970	Denson47	Denson646	Whalen14.0	Whalen3
1971	Anderson37	Simmons403	Simmons16.1	Harrison2
1972	Sherman38	Sherman661	Sherman17.4	Moses5
1973	Odoms43	Odoms629	Moses18.5	Moses8
1974	Odoms42	Odoms639	Moses16.4	Odoms6
1975	Keyworth42	Odoms544	Dolbin19.1	Dolbin/Odoms3
1976	Armstrong39	Moses498	Moses19.9	Moses7
1977	Odoms37	Moses539	Moses20.0	Moses4
1978	Odoms54	Odoms829	Moses20.1	Odoms6
1979	Upchurch64	Moses943	Moses17.5	Upchurch7
1980	Jensen49	Moses674	Moses17.7	Odoms6
1981	Watson60	Watson1,244	Watson20.7	Watson13
1982	Parros37	Watson555	Upchurch15.7	Upchurch3
1983	Watson59	Watson1,133	Watson19.2	Watson5
1984	Watson69	Watson1,170	Watson17.0	Watson7
1985	Watson61	Watson915	Sampson16.6	Watson5
1986	Willhite64	Jackson738	Jackson19.4	Winder5
1987	V. Johnson42	V. Johnson684	Nattiel20.3	V. Johnson7
1988	V. Johnson68	V. Johnson896	Jackson18.5	Jackson6
1989	V. Johnson76	V. Johnson1,095	Young18.3	V. Johnson7
1990	Jackson57	Jackson926	Jackson16.2	Jackson/Young4
1991	Young44	Young629	Jackson18.3	V. Johnson3
1992	Sharpe53	Jackson745	Marshall19.0	Jackson8
1993	Sharpe81	Sharpe995	Russell16.3	Sharpe9
1994	Sharpe87	Miller1,107	Miller18.5	Miller5
1995	Sharpe63	Miller1,079	Miller18.3	Miller14
1996	Sharpe80	Sharpe1,062	Sharpe13.3	Sharpe10
1997	Sharpe72	R. Smith1,180	R. Smith16.9	R. Smith12
1998	R. Smith86	R. Smith1,222	McCaffrey16.5	McCaffrey/Sharpe10
1999	R. Smith79	R. Smith1,020	Chamberlain15.3	McCaffrey7
2000	McCaffrey101	R. Smith1,602	R. Smith16.0	McCaffrey9
2001	R. Smith113	R. Smith1,343	R. Smith11.9	R. Smith11
2002	R. Smith89	R. Smith1,027	Lelie15.0	R. Smith5
2003	R. Smith74	R. Smith845	Lelie17.0	Sharpe8
2004	R. Smith79	R. Smith1,144	Lelie20.1	Lelie/R. Smith7
2005	R. Smith85	R. Smith1,105	Lelie18.3	R. Smith6
2006	Walker69	Walker1,084	Walker15.7	Walker8
2007	Marshall102	Marshall1,325	Stokley15.9	Marshall7
2008	Marshall104	Marshall1,265	Scheffler16.1	Marshall6
2009	Marshall101	Marshall1,120	Gaffney13.6	Marshall10
2010	Lloyd77	Lloyd1,448	Lloyd18.8	Lloyd11
2011	Decker44	Decker612	D. Thomas17.2	Decker8

INTERCEPTIONS

	INTERCEPTIONS	YARDS	TOUCHDOWNS
1960	Gonsoulin11	Gonsoulin.....98	Pyeatt/Yelverton.....1
1961	Nugent7	McNamara.....85	None0
1962	Gonsoulin.....7	Zeman133	Four Players^.....1
1963	Gonsoulin.....6	Gonsoulin.....64	Gonsoulin1
1964	Brown9	Brown140	Janik1
1965	Gonsoulin.....6	Wilson.....118	Bramlett/Griffin/Wilson1
1966	Brown/Sellers.....3	Brown37	None0
1967	Sellers7	Wilson.....153	Wilson2
1968	Jaquess.....5	Jaquess.....64	None0
1969	Thompson.....3	Thompson.....92	Burrell/Thompson.....1
1970	Martha.....6	Martha.....99	None0
1971	Thompson.....5	Thompson.....83	Forsberg1
1972	Mitchell3	Preece30	None0
1973	Jones4	Thompson.....96	Mitchell/Thompson.....1
1974	Jones/Thompson5	Thompson.....105	Thompson1
1975	Gradishar3	Thompson.....97	Gradishar1
1976	Jackson7	Jackson.....136	Rowser2
1977	Thompson.....5	Wright.....128	T. Jackson/Wright.....1
1978	B. Jackson/Foley6	B. Jackson128	T. Jackson.....1
1979	Foley6	Thompson.....57	None0
1980	Foley4	Foley115	Gradishar/Latimer1
1981	Foley5	Foley81	None0
1982	Kyle3	Smith29	None0
1983	Wright6	Harden127	None0
1984	Foley/Harden6	Mecklenburg105	Foley/Harden/Robbins/Woodard..1
1985	Harden/L. Wright5	Harden100	Harden1
1986	Harden6	Harden179	Harden2
1987	Harden4	Clark.....105	Haynes/Hunley1
1988	Harden4	Robbins.....66	None0
1989	Braxton6	Braxton103	Braxton/Robbins.....1
1990	Three Players*2	Henderson.....71	Henderson1
1991	Atwater/D. Smith.....5	Atwater.....104	Braxton/Dimry1
1992	Henderson/D. Smith...4	Henderson.....79	Henderson1
1993	Smith/Braxton3	Atwater.....81	Croel1
1994	Crockett/Hilliard/R. Jones..2	Atwater.....24	None0
1995	Atwater.....3	Atwater.....54	None0
1996	Braxton9	Braxton128	Braxton1
1997	Braxton/Crockett/Gordon..4	Braxton113	Five Players#1
1998	Gordon4	Gordon125	Crockett/Gordon1
1999	James5	James59	Romanowski.....1
2000	Buckley6	Buckley110	Spencer2
2001	O'Neal9	O'Neal115	Walker1
2002	O'Neal5	O'Neal70	O'Neal2
2003	K. Herndon.....3	K. Herndon19	Gold1
2004	Bailey3	Hayward.....76	E. Johnson/Wilson.....1
2005	Bailey8	Bailey139	Bailey2
2006	Bailey10	Bailey162	Bailey/Da. Williams.....1
2007	Bly.....5	Bly.....71	None0
2008	Bly.....2	Barrett.....34	None0
2009	Goodman5	Goodman65	None0
2010	Bailey/Hill/Thompson ...2	Hill.....67	None0
2011	Bailey/Goodman2	Vaughn.....55	Goodman/Haggan/Vaughn..1

*Atwater, Henderson, Montgomery. ^Gonsoulin, McGeever, McMillin, Zeman.

#Atwater, Braxton, Gordon, Mobley, Traylor.

PUNT RETURNS

	PUNT RETURNS	YARDS	AVG. (min. 10)
1960	Carmichael15	Carmichael101	Carmichael6.7
1961	Frazier18	Frazier231	Frazier12.8
1962	Mingo7	Zeman59	Zeman11.8
1963	Mitchell12	Mitchell141	Mitchell11.7
1964	Barry16	Barry149	Barry9.3
1965	Barry21	Barry210	Barry10.0
1966	Haynes10	Haynes119	Haynes11.9
1967	Little16	Little270	Little16.9
1968	Little24	Little261	Little10.9
1969	Thompson25	Thompson288	Thompson11.5
1970	Thompson23	Thompson233	Thompson10.1
1971	Thompson29	Thompson274	Thompson9.4
1972	Sherman10	Sherman89	Sherman8.9
1973	Thompson30	Thompson366	Thompson12.2
1974	Thompson26	Thompson350	Thompson13.5
1975	Upchurch27	Upchurch312	Thompson12.2
1976	Upchurch39	Upchurch536	Upchurch13.7
1977	Upchurch51	Upchurch653	Upchurch12.8
1978	Upchurch36	Upchurch493	Upchurch13.7
1979	Upchurch30	Upchurch304	Upchurch10.1
1980	Upchurch37	Upchurch353	Upchurch9.5
1981	Manning41	Manning378	Manning9.2
1982	Upchurch15	Upchurch242	Upchurch16.1
1983	Thomas33	Thomas368	Thomas11.2
1984	Willhite/Thomas20	Willhite200	Willhite10.0
1985	V. Johnson30	V. Johnson260	Willhite10.6
1986	Willhite42	Willhite468	Willhite11.1
1987	Clark18	Clark233	Clark12.9
1988	Nattiel22	Nattiel218	Nattiel9.9
1989	K. Bell21	K. Bell143	V. Johnson9.8
1990	Clark21	Clark159	V. Johnson8.4
1991	V. Johnson24	V. Johnson174	V. Johnson7.3
1992	Marshall33	Marshall349	Marshall10.6
1993	Milburn40	Milburn425	Milburn10.6
1994	Milburn41	Milburn379	Milburn9.2
1995	Milburn31	Milburn354	Milburn11.4
1996	Kinchen26	Kinchen300	R. Smith12.3
1997	Gordon40	Gordon543	Gordon13.6
1998	Gordon34	Gordon379	Gordon11.1
1999	Watson44	Watson334	Watson7.6
2000	O'Neal34	O'Neal354	O'Neal10.4
2001	O'Neal31	O'Neal405	O'Neal13.1
2002	O'Neal30	O'Neal251	O'Neal8.4
2003	O'Neal33	O'Neal315	O'Neal9.5
2004	R. Smith22	R. Smith223	R. Smith10.1
2005	Da. Williams17	Da. Williams148	Da. Williams8.7
2006	Da. Williams25	Da. Williams206	Da. Williams8.2
2007	Martinez14	Martinez157	Martinez11.2
2008	Royal14	Royal140	Royal10.0
2009	Royal30	Royal335	Royal11.2
2010	Royal25	Royal298	Royal11.9
2011	Cosby27	Cosby269	Royal16.2

KICKOFF RETURNS

	KICKOFF RETURNS	YARDS	AVG. (min. 14)
1960	Carmichael22	Carmichael581	Carmichael26.4
1961	Frazier18	Frazier504	Frazier28.0
1962	Frazier19	Frazier388	Frazier20.4
1963	Mitchell37	Mitchell954	Mitchell25.7
1964	Barry47	Barry1,245	Barry26.5
1965	Haynes34	Haynes901	Haynes26.5
1966	Sellers19	Sellers541	Sellers28.5
1967	Little35	Little942	Little26.9
1968	Little26	Little649	Little25.0
1969	Williams23	Williams574	Thompson28.5
1970	Anderson21	Anderson520	Anderson24.8
1971	Anderson8	Little199	Little28.3
1972	Montgomery29	Montgomery756	Montgomery26.1
1973	Armstrong20	Armstrong472	Armstrong23.6
1974	Armstrong16	Armstrong386	Armstrong24.1
1975	Upchurch40	Upchurch1,084	Upchurch27.1
1976	Upchurch22	Upchurch514	Perrin27.9
1977	Upchurch20	Upchurch456	Upchurch22.8
1978	Perrin12	Perrin256	Perrin21.3
1979	Pane18	Pane354	Pane19.7
1980	Brunson40	Brunson923	Brunson23.1
1981	Manning26	Manning514	Manning19.8
1982	Willhite17	Manning346	Manning23.1
1983	Thomas28	Thomas573	Thomas20.5
1984	Lang19	Lang404	Lang21.3
1985	V. Johnson30	V. Johnson740	V. Johnson24.7
1986	K. Bell23	K. Bell531	K. Bell23.1
1987	K. Bell15	K. Bell323	K. Bell21.5
1988	K. Bell36	K. Bell762	K. Bell21.2
1989	K. Bell30	K. Bell602	K. Bell20.1
1990	Clark20	Clark505	Clark25.3
1991	Montgomery26	Montgomery488	Montgomery18.8
1992	Montgomery21	Montgomery466	Montgomery22.2
1993	Russell18	Russell374	Russell20.8
1994	Milburn37	Milburn793	By'not'e22.7
1995	Milburn47	Milburn1,269	Milburn27.0
1996	Hebron45	Hebron1,099	Hebron24.4
1997	Hebron43	Hebron1,009	Hebron23.5
1998	Hebron46	Hebron1,216	Hebron26.4
1999	Watson48	Watson1,138	Watson23.7
2000	O'Neal46	O'Neal1,102	O'Neal24.0
2001	Cole48	Cole1,127	Kasper26.6
2002	Droughns20	Droughns516	Kasper26.2
2003	Cole30	Cole714	Cole23.8
2004	R. Alexander19	R. Alexander386	Droughns24.6
2005	Da. Williams18	Da. Williams431	Da. Williams23.9
2006	Clark23	Clark512	Morgan24.9
2007	Hall19	Hall475	Hall25.0
2008	Royal23	Royal600	Royal26.1
2009	Royal26	Royal621	Royal23.9
2010	Decker22	Decker556	Decker25.3
2011	Cosby17	Cosby457	Cosby26.9

SCORING

	TOUCHDOWNS		POINTS
1960	Taylor.....12	Mingo.....123	
1961	Frazier/Stone.....8	Frazier.....50	
1962	Scarpitto.....6	Mingo.....137	
1963	Taylor.....10	Mingo.....83	
1964	Taylor.....7	Taylor.....42	
1965	Hayes/Gilchrist.....7	Kroner.....71	
1966	Scarpitto.....5	Kroner.....62	
1967	Denson.....11	Denson.....66	
1968	Crabtree/Little/Denson.....5	Howfield.....57	
1969	Denson.....10	Howfield.....75	
1970	Crenshaw.....6	Howfield.....81	
1971	Little.....6	Turner.....93	
1972	Little.....13	Turner.....97	
1973	Little.....13	Turner.....106	
1974	Armstrong.....12	Armstrong.....72	
1975	Five Players*.....4	Turner.....86	
1976	Moses.....7	Turner.....81	
1977	Five Players^.....4	Turner.....76	
1978	Odoms.....6	Turner.....64	
1979	Upchurch.....7	Turner.....71	
1980	Odoms.....6	Steinfort.....110	
1981	Watson.....13	Steinfort.....87	
1982	Upchurch.....5	Karlis.....48	
1983	Watson.....5	Karlis.....96	
1984	Watson.....7	Karlis.....101	
1985	Winder.....8	Karlis.....110	
1986	Winder.....14	Karlis.....104	
1987	V. Johnson/Winder.....7	Karlis.....91	
1988	Jackson/Sewell.....6	Karlis.....105	
1989	Humphrey.....8	Treadwell.....120	
1990	Humphrey.....7	Treadwell.....109	
1991	Elway.....6	Treadwell.....112	
1992	Jackson.....8	Treadwell.....88	
1993	Sharpe.....9	Elam.....119	
1994	L. Russell.....9	Elam.....119	
1995	Miller.....14	Elam.....132	
1996	Davis.....15	Elam.....109	
1997	Davis.....15	Elam.....124	
1998	Davis.....23	Davis.....138	
1999	Gary/McCaffrey.....7	Elam.....116	
2000	Anderson.....15	Elam.....103	
2001	R. Smith.....11	Elam.....124	
2002	Portis.....17	Elam.....120	
2003	Portis.....14	Elam.....120	
2004	Droughns.....8	Elam.....129	
2005	Anderson.....13	Elam.....115	
2006	Walker.....9	Elam.....115	
2007	Marshall.....7	Elam.....114	
2008	Hillis/Marshall.....6	Prater.....114	
2009	Marshall.....10	Prater.....122	
2010	Lloyd.....11	Prater.....76	
2011	Decker.....9	Prater.....87	

*Keyworth, Dolbin, Little, Lynch, Odoms.

^Armstrong, Moses, Morton, Perrin, Upchurch.

FIELD GOALS AND PUNTING

	FIELD GOALS	PUNTING
1960	Mingo18-28, .643	Herring70-2,610, 37.3
1961	Hill5-15, .333	Herring80-3,149, 39.4
1962	Mingo27-39, .692	Fraser54-2,400, 44.4
1963	Mingo16-30, .533	Fraser78-3,595, 46.1
1964	Mingo8-12, .667	Fraser72-3,225, 44.7
1965	Kroner13-29, .448	Scarpitto67-2,833, 42.3
1966	Kroner14-25, .560	Scarpitto76-3,480, 45.8
1967	Humphreys7-15, .467	Scarpitto105-4,713, 44.9
1968	Howfield9-18, .500	Van Heusen88-3,853, 43.8
1969	Howfield13-29, .448	Hollomon47-1,868, 39.7
1970	Howfield18-32, .563	Van Heusen87-3,732, 42.9
1971	Turner25-38, .658	Van Heusen76-3,176, 41.8
1972	Turner20-29, .690	Van Heusen60-2,408, 40.1
1973	Turner22-33, .667	Van Heusen69-3,114, 45.1
1974	Turner11-21, .524	Van Heusen75-3,024, 40.3
1975	Turner21-28, .720	Van Heusen63-2,515, 39.9
1976	Turner15-21, .714	Weese52-1,852, 35.6
1977	Turner13-19, .684	Dilts90-3,525, 39.2
1978	Turner11-22, .500	Dilts96-3,494, 36.4
1979	Turner13-21, .619	Prestridge89-3,555, 39.9
1980	Steinfort26-34, .765	Prestridge70-3,076, 43.9
1981	Steinfort17-30, .567	Prestridge86-3,478, 40.4
1982	Karlis11-13, .846	Prestridge45-2,026, 45.0
1983	Karlis21-25, .840	Prestridge87-3,620, 41.6
1984	Karlis21-28, .750	Norman96-3,850, 40.1
1985	Karlis23-38, .605	Norman92-3,764, 40.9
1986	Karlis20-28, .715	Weil34-1,344, 39.5
1987	Karlis18-25, .720	Horan44-1,807, 41.1
1988	Karlis23-36, .639	Horan65-2,861, 44.0
1989	Treadwell27-33, .818	Horan77-3,111, 40.4
1990	Treadwell25-34, .735	Horan58-2,575, 44.4
1991	Treadwell27-36, .750	Horan72-3,012, 41.8
1992	Treadwell20-24, .833	Horan37-1,681, 45.4
1993	Elam26-35, .743	Rouen67-3,017, 45.0
1994	Elam30-37, .841	Rouen76-3,258, 42.9
1995	Elam31-38, .816	Rouen52-2,192, 42.2
1996	Elam21-28, .750	Rouen65-2,714, 41.8
1997	Elam26-36, .722	Rouen60-2,598, 43.3
1998	Elam23-27, .852	Rouen66-3,097, 46.9
1999	Elam29-36, .806	Rouen84-3,908, 46.5
2000	Elam18-24, .750	Rouen61-2,455, 40.2
2001	Elam31-36, .861	Rouen81-3,668, 45.3
2002	Elam26-36, .722	Rouen29-1,239, 42.7
2003	Elam27-31, .871	Knorr68-2,937, 43.2
2004	Elam29-34, .853	Knorr54-2,243, 41.5
2005	Elam24-32, .750	Sauerbrun72-3,157, 43.8
2006	Elam27-29, .931	Ernster80-3,338, 41.7
2007	Elam27-31, .871	Sauerbrun47-2,220, 46.8
2008	Prater25-34, .735	Kern46-2,150, 46.7
2009	Prater30-35, .857	Berger51-2,142, 42.0
2010	Prater16-18, .889	Colquitt86-3,835, 44.6
2011	Prater19-25, .760	Colquitt101-4,783, 47.4

SACKS AND TACKLES

	QUARTERBACK SACKS	TOTAL TACKLES
1970	P. Smith11.5	Forsberg99
1971	P. Smith12.0	Forsberg98
1972	Alzado10.5	Alzado/Graham91
1973	P. Smith11.0	P. Smith106
1974	Alzado13.0	T. Jackson116
1975	Alzado7.0	Gradishar177
1976	Chavous8.0	Gradishar198
1977	Alzado8.0	Gradishar219
1978	Alzado9.0	Gradishar286
1979	Manor6.5	Gradishar235
1980	R. Jones11.5	Gradishar250
1981	R. Jones9.5	Gradishar258
1982	Chavous5.0	Gradishar151
1983	T. Jackson5.5	Gradishar224
1984	R. Jones11.0	Busick195
1985	Mecklenburg13.0	Harden82
1986	R. Jones13.5	Hunley164
1987	R. Jones7.0	Ryan125
1988	Fletcher9.0	Kragen140
1989	Fletcher12.0	Mecklenburg143
1990	Fletcher11.0	Brooks175
1991	Fletcher13.5	Brooks153
1992	Fletcher16.0	Brooks167
1993	Fletcher13.5	Atwater141
1994	Fletcher7.0	Alexander172
1995	Perry6.0	Atwater148
1996	A. Williams13.0	Romanowski128
1997	Tanuvasa/N. Smith/A. Williams8.5	Mobley162
1998	Pryce/Tanuvasa8.5	Mobley132
1999	Pryce13.0	Cadrez97
2000	Pryce12.0	Mobley133
2001	Pryce/Romanowski7.0	Mobley133
2002	Pryce9.0	Wilson199
2003	Berry11.5	Wilson128
2004	Hayward10.5	D.J. Williams114
2005	Ekuban/Lynch/Pryce4.0	Gold106
2006	Dumervil8.5	Wilson113
2007	Dumervil12.5	D.J. Williams170
2008	Dumervil/Ekuban5.0	Winborn117
2009	Dumervil17.0	D.J. Williams122
2010	D.J. Williams5.5	D.J. Williams119
2011	Miller11.5	D.J. Williams90

BRONCOS ALL-TIME SERVICE RECORDS (REGULAR SEASON)

Most Seasons with Denver

16	John Elway, 1983-98
15	Jason Elam, 1993-2007
	Tom Nalen, 1994-2008
14	Tom Jackson, 1973-86
	Dennis Smith, 1981-94
13	Barney Chavous, 1973-85
	Paul Howard, 1973-75, '77-86
	Ken Lanier, 1981-92, '94
	Rod Smith, 1995-2007
	Bill Thompson, 1969-81
12	Tyrone Braxton, 1987-93, '95-99
	Billy Bryan, 1977-88
	Dwayne Carswell, 1994-2005
	Rubin Carter, 1975-86
	Karl Mecklenburg, 1983-94
	Riley Odoms, 1972-83
	Shannon Sharpe, 1990-99, 2002-03
	Louis Wright, 1975-86

Most Games Played with Denver

236	Jason Elam, 1993-2007
234	John Elway, 1983-98
194	Tom Nalen, 1994-2008
191	Tom Jackson, 1973-86
187	Paul Howard, 1973-75, '77-86
184	Dennis Smith, 1981-94
183	Rod Smith, 1995-2007
182	Barney Chavous, 1973-85
180	Karl Mecklenburg, 1983-94
179	Bill Thompson, 1969-81

Most Consecutive Games Played with Denver

172	Simon Fletcher
	(1st in '85 through 16th in '95)
166	Ken Lanier
	(13th in '81 through 16th in '92)
156	Bill Thompson
	(1st in '71 through 16th in '81)

Most Consecutive Games Started with Denver

156	Bill Thompson
	(1st in '71 through 16th in '81)
140	Simon Fletcher
	(1st in '87 through 16th in '95)
131	Ken Lanier
	(9th in '84 through 16th in '92)

Most Games Started with Denver

231	John Elway, 1983-98
188	Tom Nalen, 1994-2008
178	Bill Thompson, 1969-81
177	Barney Chavous, 1973-85
	Tom Jackson, 1973-86
170	Dennis Smith, 1981-94
165	Ken Lanier, 1981-92, '94
163	Louis Wright, 1975-86
158	Rod Smith, 1995-2007
155	Steve Atwater, 1989-98

BRONCOS ALL-TIME RECORDS

INDIVIDUAL RECORDS — OFFENSE

TOTAL OFFENSE

MOST YARDS TOTAL OFFENSE (COMBINED RUSHING AND PASSING YARDS)

Career

54,882	John Elway, 1983-98 (3,407/51,475)
12,301	Jake Plummer, 2003-06 (670/11,631)
12,279	Brian Griese, 1998-2002 (516/11,763)
12,155	Craig Morton, 1977-82 (260/11,895)
9,447	Jay Cutler, 2006-08 (423/9,024)
8,620	Kyle Orton, 2009-11 (186/8,434)
7,651	Frank Tripucka, 1960-63 (-25/7,676)
7,607	Terrell Davis, 1995-2002 (7,607/0)
7,252	Charley Johnson, 1972-75 (14/7,238)
6,437	Steve Ramsey, 1971-76 (-108/6,545)

Season

4,726	Jay Cutler, 2008 (200/4,526)
4,291	Jake Plummer, 2004 (202/4,089)
4,183	John Elway, 1993 (153/4,030)
4,146	John Elway, 1995 (176/3,970)
4,144	John Elway, 1985 (253/3,891)
3,873	Kyle Orton, 2009 (71/3,802)
3,853	John Elway, 1997 (218/3,635)
3,784	John Elway, 1990 (258/3,526)
3,751	Kyle Orton, 2010 (98/3,653)
3,742	John Elway, 1986 (257/3,485)

Game

504	Plummer, vs. Atlanta, 10/31/04 (5/499)
487	Orton, vs. Indianapolis, 9/26/10 (11/476)
476	Cutler, at Cleveland, 11/6/08 (29/447)
458	Frerotte, vs. San Diego, 11/19/00 (-4/462)
447	Orton, vs. Kansas City, 1/3/10 (16/431)
	Tripucka, at Buffalo, 9/15/62 (0/447)
445	C. Johnson, vs. Kansas City, 11/24/74 (0/445)
432	Elway, at Seattle, 12/20/85 (0/432)
405	Elway, vs. Kansas City, 12/6/98 (5/400)
399	Elway, vs. Atlanta, 11/20/94 (17/382)

MOST YARDS TOTAL OFFENSE BY A ROOKIE (COMBINED RUSHING AND PASSING YARDS)

Season

1,897	Marlin Briscoe, 1968 (308/1,589)
1,816	Mickey Slaughter, 1963 (127/1,689)
1,809	John Elway, 1983 (146/1,663)
1,508	Clinton Portis, 2002 (1,508/0)
1,487	Mike Anderson, 2000 (1,487/0)

Game

368	Elway, vs. Baltimore, 12/11/83 (23/345)
335	Tebow, vs. Houston, 12/26/10 (27/308)
333	Briscoe, vs. Buffalo, 11/24/68 (0/333)
313	Choboian, vs. Miami, 12/4/66 (40/273)
305	Briscoe, at San Diego, 10/20/68 (68/237)

MOST TOTAL YARDS FROM SCRIMMAGE (RUSHING AND RECEIVING)

Career

11,737	Rod Smith, 1995-2007 (348/11,389)
8,887	Terrell Davis, 1995-2002 (7,607/1,280)
8,741	Floyd Little, 1967-75 (6,323/2,418)
8,448	Shannon Sharpe, 1990-99, '02-03 (9/8,439)
6,892	Lionel Taylor, 1960-66 (20/6,872)
6,729	Sammy Winder, 1982-90 (5,427/1,302)
6,221	Ed McCaffrey, 1995-2003 (21/6,200)
6,131	Steve Watson, 1979-87 (19/6,112)
5,966	Riley Odoms, 1972-83 (211/5,755)
5,755	Otis Armstrong, 1973-80 (4,453/1,302)

Season

2,225	Terrell Davis, 1998 (2,008/217)
2,037	Terrell Davis, 1997 (1,750/287)
1,905	Clinton Portis, 2003 (1,591/314)
1,872	Clinton Portis, 2002 (1,508/364)
1,848	Terrell Davis, 1996 (1,538/310)
1,812	Otis Armstrong, 1974 (1,407/405)
1,701	Rod Smith, 2000 (99/1,601)
1,656	Mike Anderson, 2000 (1,487/169)
1,484	Terrell Davis, 1995 (1,117/367)
1,481	Reuben Droughns, 2004 (1,240/241)

Game

256	Anderson, at New Orleans, 12/3/00 (251/5)
254	Portis, vs. Kansas City, 12/7/03 (218/36)
246	Portis, vs. Arizona, 12/29/02 (228/18)
236	Davis, at Buffalo, 10/26/97 (207/29) (OT)
	Little, vs. Buffalo, 11/24/68 (71/165)
228	Davis, vs. Cincinnati, 9/21/97 (215/13)
220	Portis, at Kansas City, 10/5/03 (141/79)
217	Armstrong, vs. Pittsburgh, 9/22/74 (131/86) (OT)
214	R. Smith, vs. Atlanta, 10/31/04 (6/208)
	Sharpe, at Kansas City, 10/20/02 (0/214) (OT)
	Davis, at San Diego, 11/30/97 (178/36)

MOST TOTAL YARDS FROM SCRIMMAGE BY A ROOKIE (RUSHING AND RECEIVING)

Season

1,872	Clinton Portis, 2002 (1,508/364)
1,656	Mike Anderson, 2000 (1,487/169)
1,484	Terrell Davis, 1995 (1,117/367)
1,318	Olandis Gary, 1999 (1,159/159)
1,307	Bobby Humphrey, 1989 (1,151/156)

Game

256	Anderson, at New Orleans, 12/3/00 (251/5)
246	Portis, vs. Arizona, 12/29/02 (228/18)
209	Anderson, at Seattle, 11/26/00 (195/14)
205	Portis, vs. Kansas City, 12/15/02 (130/75)
199	Gary, vs. Seattle, 12/19/99 (183/16)

MOST COMBINED YARDAGE (RUSHING/RECEIVING/RETURNS)

Career

12,488	Rod Smith, 1995-2007 (348/11,389/751)
12,173	Floyd Little, 1967-75 (6,323/2,418/3,432)
10,081	Rick Upchurch, 1975-83 (349/4,369/5,363)
8,880	Terrell Davis, 1995-2002 (7,607/1,280/-7)
8,448	Shannon Sharpe, 1990-99, '02-03 (9/8,439/0)
7,455	Vance Johnson, 1985-93, '95 (44/5,695/1,716)
6,895	Lionel Taylor, 1960-66 (20/6,872/3)
6,786	Sammy Winder, 1982-90 (5,427/1,302/57)
6,634	Otis Armstrong, 1973-80 (4,453/1,302/879)
6,221	Ed McCaffrey, 1995-2003 (21/6,200/0)

Season

2,225	Terrell Davis, 1998 (2,008/217/0)
2,198	Otis Armstrong, 1974 (1,407/405/386)
2,080	Glyn Milburn, 1995 (266/191/1,623)
2,037	Terrell Davis, 1997 (1,750/287/0)
1,929	Rick Upchurch, 1975 (97/436/1,396)
1,922	Glyn Milburn, 1994 (201/549/1,172)
1,905	Clinton Portis, 2003 (1,591/314/0)
1,872	Clinton Portis, 2002 (1,508/364/0)
1,848	Terrell Davis, 1996 (1,538/310/0)
1,829	Eddie Royal, 2008 (109/980/740)

Game

*404	Milburn, vs. Seattle, 12/10/95 (131/45/228)
295	Little, vs. Buffalo, 11/24/68 (71/165/59)
290	Swanson, at Kansas City, 10/18/87 (0/87/203)
289	Armstrong, vs. Pittsburgh, 9/22/74 (131/86/72)
284	Upchurch, vs. Kansas City, 9/21/75 (13/153/118)
271	Frazier, vs. Oakland, 10/15/61 (27/166/78)
256	Anderson, at New Orleans, 12/3/00 (251/5/0)
254	Portis, vs. Kansas City, 12/7/03 (218/36/0)
249	Royal, vs. Miami, 11/2/08 (0/69/180)
	Haynes, at Kansas City, 12/19/65 (53/82/114)

* - NFL Record

INDIVIDUAL RECORDS — OFFENSE / RUSHING

MOST COMBINED YARDAGE BY A ROOKIE (RUSHING/RECEIVING/RETURNS)

Season

1,929	Rick Upchurch, 1975 (97/436/1,396)
1,872	Clinton Portis, 2002 (1,508/364/0)
1,829	Eddie Royal, 2008 (109/980/740)
1,757	Vance Johnson, 1985 (36/721/1,000)
1,656	Mike Anderson, 2000 (1,487/169/0)

Game

284	Upchurch, vs. Kansas City, 9/21/75 (13/153/118)
256	Anderson, at New Orleans, 12/3/00 (251/5/0)
249	Royal, vs. Miami, 11/2/08 (0/69/180)
246	Portis, vs. Arizona, 12/29/02 (228/18/0)
240	Upchurch, vs. Oakland, 11/2/75 (17/76/147)

RUSHING

MOST ATTEMPTS

Career

1,655	Terrell Davis, 1995-2002
1,641	Floyd Little, 1967-75
1,495	Sammy Winder, 1982-90
1,023	Otis Armstrong, 1973-80
865	Mike Anderson, 2000-05
774	John Elway, 1983-98
699	Jon Keyworth, 1974-80
593	Bobby Humphrey, 1989-91
563	Clinton Portis, 2002-03
525	Tatum Bell, 2004-06, '08

Season

392	Terrell Davis, 1998
369	Terrell Davis, 1997
345	Terrell Davis, 1996
297	Mike Anderson, 2000
296	Sammy Winder, 1984
294	Bobby Humphrey, 1989
290	Clinton Portis, 2003
288	Bobby Humphrey, 1990
284	Floyd Little, 1971
276	Olandis Gary, 1999

Game

42	Davis, at Buffalo, 10/26/97 (OT)
38	Droughns, at Oakland, 10/17/04
	Portis, vs. Cleveland, 12/14/03 (OT)
37	Anderson, at New Orleans, 12/3/00
	Gary, vs. Green Bay, 10/17/99
34	Portis, at Oakland, 11/30/03
	Davis, at Kansas City, 11/16/97
	Humphrey, at Buffalo, 9/30/90
	Winder, at L.A. Raiders, 10/28/84 (OT)
33	Anderson, at Dallas, 11/22/01
	Davis, vs. San Diego, 11/11/01
	Davis, at N.Y. Jets, 11/5/00

MOST ATTEMPTS BY A ROOKIE

Season

297	Mike Anderson, 2000
294	Bobby Humphrey, 1989
276	Olandis Gary, 1999
273	Clinton Portis, 2002
247	Knowshon Moreno, 2009

Game

37	Anderson, at New Orleans, 12/3/00
	Gary, vs. Green Bay, 10/17/99
32	Anderson, at Oakland, 9/17/00
31	Anderson, vs. Atlanta, 9/10/00
	Humphrey, at L.A. Raiders, 12/3/89
	Humphrey, at Washington, 11/20/89

MOST RUSHING YARDS

Career

7,607	Terrell Davis, 1995-2002
6,323	Floyd Little, 1967-75
5,427	Sammy Winder, 1982-90
4,453	Otis Armstrong, 1973-80
3,822	Mike Anderson, 2000-05
3,407	John Elway, 1983-98
3,099	Clinton Portis, 2002-03
2,653	Jon Keyworth, 1974-80
2,591	Tatum Bell, 2004-06, '08
2,386	Bobby Humphrey, 1989-91

Season

2,008	Terrell Davis, 1998
1,750	Terrell Davis, 1997
1,591	Clinton Portis, 2003
1,538	Terrell Davis, 1996
1,508	Clinton Portis, 2002
1,487	Mike Anderson, 2000
1,407	Otis Armstrong, 1974
1,240	Reuben Droughns, 2004
1,202	Bobby Humphrey, 1990
1,199	Willis McGahee, 2011

Game

251	Anderson, at New Orleans, 12/3/00
228	Portis, vs. Arizona, 12/29/02
218	Portis, vs. Kansas City, 12/7/03
215	Davis, vs. Cincinnati, 9/21/97
208	Davis, at Seattle, 10/11/98
207	Davis, at Buffalo, 10/26/97 (OT)
195	Anderson, at Seattle, 11/26/00
194	Davis, vs. Baltimore, 10/20/96
193	Droughns, vs. Carolina, 10/10/04
191	Davis, vs. Dallas, 9/13/98

MOST RUSHING YARDS BY A ROOKIE

Season

1,508	Clinton Portis, 2002
1,487	Mike Anderson, 2000
1,159	Olandis Gary, 1999
1,151	Bobby Humphrey, 1989
1,117	Terrell Davis, 1995

Game

251	Anderson, at New Orleans, 12/3/00
228	Portis, vs. Arizona, 12/29/02
195	Anderson, at Seattle, 11/26/00
187	Anderson, at Oakland, 9/17/00
185	Gary, at Detroit, 12/25/99

HIGHEST RUSHING AVERAGE

Career (min. 100 carries)

5.50	Clinton Portis, 2002-03 (563-3,099)
5.38	Tim Tebow, 2010-11 (165-887)
5.13	Selvin Young, 2007-08 (201-1,032)
4.94	Tatum Bell, 2004-06, '08 (525-2,591)
4.82	Willis McGahee, 2011 (249-1,199)
4.81	Vaughn Hebron, 1996-98 (107-515)
4.60	Terrell Davis, 1995-2002 (1,655-7,607)
4.44	Gerald Willhite, 1982-88 (380-1,688)
4.44	Reuben Droughns, 2002-04 (285-1,265)
4.42	Mike Anderson, 2000-05 (865-3,822)

Season (min. 100 carries)

5.52	Clinton Portis, 2002 (273-1,508)
5.49	Clinton Portis, 2003 (290-1,591)
5.41	Tim Tebow, 2011 (122-660)
5.35	Correll Buckhalter, 2009 (120-642)
5.35	Otis Armstrong, 1974 (263-1,407)
5.32	Tatum Bell, 2005 (173-921)
5.21	Selvin Young, 2007 (140-729)
5.12	Terrell Davis, 1998 (392-2,008)
5.01	Mike Anderson, 2000 (297-1,487)
4.99	Floyd Little, 1969 (146-729)

INDIVIDUAL RECORDS — RUSHING / PASSING

HIGHEST RUSHING AVERAGE, CONT.

Game (min. 8 rushes)

12.25	Green, vs. Houston, 10/18/92 (8-98)
11.79	Portis, vs. Chicago, 11/23/03 (14-165)
11.00	Rolle, vs. Oakland, 10/2/60 (9-99)
10.75	T. Bell, at San Diego, 12/28/08 (8-86)
	Portis, at San Diego, 9/14/03 (12-129)
10.58	T. Bell, vs. Washington, 10/9/05 (12-127)
10.38	Joe, at Boston, 10/18/63 (8-83)
10.33	Dawkins, at Kansas City, 10/7/73 (9-93)
10.13	Young, at Indianapolis, 9/30/07 (8-81)
10.00	Weese, at Chicago, 12/12/76 (12-120)

HIGHEST RUSHING AVERAGE BY A ROOKIE

Season (min. 100 carries)

5.52	Clinton Portis, 2002 (273-1,508)
5.21	Selvin Young, 2007 (140-729)
5.01	Mike Anderson, 2000 (297-1,487)
4.71	Terrell Davis, 1995 (237-1,117)
4.31	Mike Bell, 2006 (157-677)

Game (min. 8 rushes)

10.38	Joe, at Boston, 10/18/63 (8-83)
10.13	Young, at Indianapolis, 9/30/07 (8-81)
9.87	Keyworth, at Oakland, 11/24/74 (15-148)
9.75	Tebow, at Oakland, 12/9/07 (8-78)
9.50	Portis, vs. Arizona, 12/29/02 (24-228)

MOST RUSHING TOUCHDOWNS

Career

60	Terrell Davis, 1995-2002
43	Floyd Little, 1967-75
39	Sammy Winder, 1982-90
36	Mike Anderson, 2000-05
33	John Elway, 1983-98
29	Clinton Portis, 2002-03
25	Otis Armstrong, 1973-80
22	Jon Keyworth, 1973-80
17	Gerald Willhite, 1982-88
15	Tatum Bell, 2004-06, '08

Season

21	Terrell Davis, 1998
15	Clinton Portis, 2002
	Mike Anderson, 2000
	Terrell Davis, 1997
14	Clinton Portis, 2003
13	Terrell Davis, 1996
12	Mike Anderson, 2005
	Floyd Little, 1973
10	Jon Keyworth, 1974
9	Leonard Russell, 1994; Sammy Winder, 1986;
	Otis Armstrong, 1974; Floyd Little, 1972

Game

5	Portis, vs. Kansas City, 12/7/03
4	Anderson, at New Orleans, 12/3/00
3	11 times (last: T. Bell, at San Diego, 12/31/05)

MOST RUSHING TOUCHDOWNS BY A ROOKIE

Season

15	Clinton Portis, 2002
	Mike Anderson, 2000
10	Jon Keyworth, 1974
8	Mike Bell, 2006
7	Knowshon Moreno, 2009
	Olandis Gary, 1999
	Terrell Davis, 1995
	Bobby Humphrey, 1989

Game

4	Anderson, at New Orleans, 12/3/00
3	Portis, vs. Kansas City, 12/15/02
	Keyworth, vs. Kansas City, 11/18/74
2	26 times (last: Moreno, vs. Kansas City, 1/3/10)

MOST CONSECUTIVE GAMES SCORING BY RUSH

8	Terrell Davis, 1998
6	Terrell Davis, 1997-98 (last four, first two)
5	Mike Anderson, 2005
	Terrell Davis, 1997
	Sammy Winder, 1985

LONGEST SCORING RUN

82	Gene Mingo, vs. Oakland, 10/5/62
80	Mike Anderson, at Seattle, 11/26/00
	Floyd Little, at San Francisco, 10/25/70
72	Javon Walker, at Pittsburgh, 11/5/06
	Joe Dawkins, at Kansas City, 10/7/73
71	Terrell Davis, vs. Baltimore, 10/20/96
68	Billy Joe, at Boston, 10/18/63
67	Tatum Bell, vs. Philadelphia, 10/30/05
	Gaston Green, vs. Houston, 10/18/92
66	Billy Van Heusen, vs. Houston, 9/17/72

LONGEST SCORING RUN BY A ROOKIE

80	Mike Anderson, at Seattle, 11/26/00
68	Billy Joe, at Boston, 10/18/63
60	Terrell Davis, at Houston, 11/26/95
51	Clinton Portis, vs. Kansas City, 12/15/02
45	Olandis Gary, at Detroit, 12/25/99
	Fred Bukaty, vs. Buffalo, 11/19/61

LONGEST NON-SCORING RUN

71	Eddie Royal, vs. Buffalo, 12/21/08
	Olandis Gary, vs. Seattle, 12/19/99
70	Terrell Davis, at Seattle, 10/11/98
68	Tatum Bell, vs. New England, 10/16/05
	Henry Bell, vs. Los Angeles, 10/16/60
63	Jim Krieg, vs. San Diego, 12/10/72
	Bob Scarpitto, at San Diego, 10/30/66
62	Lonnie Perrin, vs. Baltimore, 11/27/77
60	Olandis Gary, at New England, 10/24/99
59	Clinton Portis, vs. Chicago, 11/23/03
	Clinton Portis, vs. Arizona, 12/29/02

LONGEST NON-SCORING RUN BY A ROOKIE

71	Eddie Royal, vs. Buffalo, 12/21/08
	Olandis Gary, vs. Seattle, 12/19/99
68	Henry Bell, vs. Los Angeles, 10/16/60
63	Jim Krieg, vs. San Diego, 12/10/72

PASSING

WINNING PERCENTAGE AS A STARTING QUARTERBACK

(min. 25 starts)

39-15 (.722)	Jake Plummer, 2003-06
148-82-1 (.643)	John Elway, 1983-98
41-23 (.641)	Craig Morton, 1977-82
27-24 (.529)	Brian Griese, 1998-2002
20-18-3 (.524)	Charley Johnson, 1972-75
17-20 (.459)	Jay Cutler, 2006-08
14-17 (.452)	Steve Ramsey, 1971-76
12-22 (.353)	Kyle Orton, 2009-11
13-25-1 (.346)	Frank Tripucka, 1960-63
10-21-1 (.328)	Steve Tensi, 1967-70

MOST PASSING YARDS

Career

51,475	John Elway, 1983-98
11,895	Craig Morton, 1977-82
11,763	Brian Griese, 1998-2002
11,631	Jake Plummer, 2003-06
9,024	Jay Cutler, 2006-08
8,434	Kyle Orton, 2009-11
7,676	Frank Tripucka, 1960-63
7,238	Charley Johnson, 1972-75
6,437	Steve Ramsey, 1971-76
5,153	Steve Tensi, 1967-70

Season

4,526	Jay Cutler, 2008
4,089	Jake Plummer, 2004
4,030	John Elway, 1993
3,970	John Elway, 1995
3,891	John Elway, 1985
3,802	Kyle Orton, 2009
3,653	Kyle Orton, 2010
3,635	John Elway, 1997
3,526	John Elway, 1990
3,497	Jay Cutler, 2007

INDIVIDUAL RECORDS — PASSING

MOST PASSING YARDS, CONT.

Game	
499	Plummer, vs. Atlanta, 10/31/04 (31-55)
476	Orton, vs. Indianapolis, 9/26/10 (37-57)
462	Frerotte, vs. San Diego, 11/19/00 (36-58)
447	Cutler, at Cleveland, 11/6/08 (24-42)
	Tripucka, at Buffalo, 9/15/62 (29-56)
445	C. Johnson, vs. Kansas City, 11/18/74 (28-42)
432	Elway, at Seattle, 12/20/85 (24-42)
431	Orton, vs. Kansas City, 1/3/10 (32-56)
400	Elway, vs. Kansas City, 12/6/98 (22-32)
382	Elway, vs. Atlanta, 11/20/94 (27-42)

MOST PASSING YARDS BY A ROOKIE

Season	
1,689	Mickey Slaughter, 1963
1,663	John Elway, 1983
1,589	Marlin Briscoe, 1968
1,110	Max Choboian, 1966
1,001	Jay Cutler, 2006

Game	
345	Elway, vs. Baltimore, 12/11/83 (23-34)
335	Briscoe, vs. Buffalo, 11/24/68 (12-29)
308	Tebow, vs. Houston, 12/26/10 (16-29)
298	Slaughter, at Oakland, 12/15/63 (20-35)
284	Elway, vs. Cleveland, 12/4/83 (16-24)
275	Karcher, at Kansas City, 10-18-87 (25-39)

MOST ATTEMPTS

Career	
7,250	John Elway, 1983-98
1,678	Brian Griese, 1998-2002
1,596	Jake Plummer, 2003-06
1,594	Craig Morton, 1977-82
1,277	Frank Tripucka, 1960-63
1,220	Jay Cutler, 2006-08
1,194	Kyle Orton, 2009-11
970	Charley Johnson, 1972-75
919	Steve Ramsey, 1971-76
810	Steve Tensi, 1967-70

Season	
616	Jay Cutler, 2008
605	John Elway, 1985
551	John Elway, 1993
542	John Elway, 1995
541	Kyle Orton, 2009
521	Jake Plummer, 2004
504	John Elway, 1986
502	John Elway, 1997
	John Elway, 1990
498	Kyle Orton, 2010

Game	
59	Elway, at Green Bay, 10/10/93
58	Frerotte, vs. San Diego, 11/19/00
57	Orton, vs. Indianapolis, 9/26/10
56	Orton, vs. Kansas City, 1/3/10
	Tripucka, at Buffalo, 9/15/62
55	Plummer, vs. Atlanta, 10/31/04
53	Griese, at Baltimore, 9/30/02
	Slaughter, at Houston, 12/20/64
52	Tripucka, at Houston, 11/20/60
	Tripucka, vs. Houston, 11/6/60

MOST ATTEMPTS BY A ROOKIE

Season	
259	John Elway, 1983
224	Marlin Briscoe, 1968
223	Mickey Slaughter, 1963
137	Jay Cutler, 2006
121	Tommy Maddox, 1992

Game	
44	Elway, vs. Baltimore, 12/11/83
36	Tebow, vs. San Diego, 1/2/11
34	Elway, at Kansas City, 12/18/83
33	Elway, vs. Philadelphia, 9/18/83
32	Cutler, vs. San Francisco, 12/31/06 (OT)

MOST COMPLETIONS

Career	
4,123	John Elway, 1983-98
1,044	Brian Griese, 1998-2002
944	Jake Plummer, 2003-06
907	Craig Morton, 1977-82
762	Jay Cutler, 2006-08
720	Kyle Orton, 2009-11
662	Frank Tripucka, 1960-63
517	Charley Johnson, 1972-75
456	Steve Ramsey, 1971-76
348	Steve Tensi, 1967-70

Season	
384	Jay Cutler, 2008
348	John Elway, 1993
336	Kyle Orton, 2009
327	John Elway, 1985
316	John Elway, 1995
307	John Elway, 1994
303	Jake Plummer, 2004
297	Jay Cutler, 2007
294	John Elway, 1990
293	Kyle Orton, 2010

Game	
37	Orton, vs. Indianapolis, 9/26/10
36	Cutler, vs. San Diego, 9/14/08
	Frerotte, vs. San Diego, 11/19/00
	Elway, vs. San Diego, 9/4/94
35	Orton, at Tennessee, 10/3/10
	Orton, vs. New England, 10/11/09
	Griese, at Baltimore, 9/30/02
34	Griese, vs. Oakland, 11/11/02
	Slaughter, at Houston, 12/20/64
33	Cutler, at San Diego, 12/28/08
	Elway, at Green Bay, 10/10/93

MOST COMPLETIONS BY A ROOKIE

Season	
123	John Elway, 1983
112	Mickey Slaughter, 1963
93	Marlin Briscoe, 1968
81	Jay Cutler, 2006
66	Tommy Maddox, 1992

Game	
23	Elway, vs. Baltimore, 12/11/83
21	Cutler, vs. San Francisco, 12/31/06 (OT)
	Cutler, at Arizona, 12/17/06
18	Maddox, at L.A. Raiders, 11/22/92
	Elway, vs. Philadelphia, 9/18/83

HIGHEST COMPLETION PERCENTAGE

Career (min. 100 passes)

.626	Hugh Millen, 1994-95 (107-171)
.625	Jay Cutler, 2006-08 (762-1,220)
.622	Brian Griese, 1998-2002 (1,044-1,678)
.603	Kyle Orton, 2009-11 (720-1,194)
.600	Gus Frerotte, 2000-01 (168-280)
	Bubby Brister, 1997-99 (96-160)
.591	Jake Plummer, 2003-06 (944-1,596)
.581	Gary Kubiak, 1983-91 (173-298)
.575	Steve DeBerg, 1981-83 (314-546)
.570	Norris Weese, 1976-79 (143-251)

Season (min. 50 passes)

.667	Brian Griese, 2002 (291-436)
.643	Brian Griese, 2000 (216-336)
.636	Jay Cutler, 2007 (297-467)
.632	Norris Weese, 1978 (55-87)
.632	John Elway, 1993 (348-551)
.626	Jake Plummer, 2003 (189-302)
.623	Jay Cutler, 2008 (384-616)
.623	Gary Kubiak, 1988 (43-69)
.621	John Elway, 1994 (307-494)
.621	Kyle Orton, 2009 (336-541)

INDIVIDUAL RECORDS — PASSING

HIGHEST COMPLETION PERCENTAGE, CONT.

Game (min. 10 passes)

.944	Morton, vs. San Diego, 9/27/81 (17-18)
.917	Elway, at L.A. Raiders, 11/2/86 (11-12)
.864	Morton, vs. Kansas City, 12/20/78 (19-22)
.842	Elway, vs. Minnesota, 11/18/84 (16-19)
.833	Ramsey, vs. Cleveland, 10/19/75 (10-12)
.826	Millen, at San Francisco, 12/17/94 (19-23)
.824	Plummer, at Indianapolis, 12/21/03 (14-17)
.818	Elway, at Kansas City, 12/4/94 (18-22) (OT)
	DeBerg, at Baltimore, 9/11/83 (9-11)
.808	Plummer, at Tennessee, 12/25/04 (21-26)

HIGHEST COMPLETION PERCENTAGE BY A ROOKIE

Season (min. 50 passes)

.591	Jay Cutler, 2006 (81-137)
.540	Tommy Maddox, 1992 (66-121)
.502	Mickey Slaughter, 1963 (112-223)
.500	Tim Tebow, 2010 (41-82)
.475	John Elway, 1983 (123-259)

MOST TOUCHDOWN PASSES

Career

300	John Elway, 1983-98
74	Craig Morton, 1977-82
71	Jake Plummer, 2003-06
	Brian Griese, 1998-2002
54	Jay Cutler, 2006-08
52	Charley Johnson, 1972-75
51	Frank Tripucka, 1960-63
49	Kyle Orton, 2009-11
38	Steve Tensi, 1967-70
35	Steve Ramsey, 1971-76

Season

27	Jake Plummer, 2004
	John Elway, 1997
26	John Elway, 1996
	John Elway, 1995
25	Jay Cutler, 2008
	John Elway, 1993
24	Frank Tripucka, 1960
23	Brian Griese, 2001
22	John Elway, 1998
	John Elway, 1985

Game

5	Frerotte, vs. San Diego, 11/19/00
	Elway, vs. Minnesota, 11/18/84
	Tripucka, vs. Buffalo, 10/28/62
4	23 times (last: Orton, vs. Kansas City, 11/14/10)

MOST TOUCHDOWN PASSES BY A ROOKIE

Season

14	Marlin Briscoe, 1968
13	Mickey Slaughter, 1963
9	Jay Cutler, 2006
7	John Elway, 1983
5	Tim Tebow, 2010
	Tommy Maddox, 1992

Game

4	Elway, vs. Baltimore, 12/11/83
	Briscoe, vs. Buffalo, 11/24/68
3	Maddox, vs. Dallas, 12/6/92; Briscoe, vs. San Diego, 12/1/68; Briscoe, at San Diego, 10/20/68

MOST INTERCEPTIONS THROWN

Career

226	John Elway, 1983-98
85	Frank Tripucka, 1960-63
65	Craig Morton, 1977-82
58	Steve Ramsey, 1971-76
53	Brian Griese, 1998-2002
52	Charley Johnson, 1972-75
47	Jake Plummer, 2003-06
45	Steve Tensi, 1967-70
38	Mickey Slaughter, 1963-66
37	Jay Cutler, 2006-08

Season

34	Frank Tripucka, 1960
25	Frank Tripucka, 1962
23	John Elway, 1985
22	George Herring, 1961
21	Frank Tripucka, 1961
20	Jake Plummer, 2004
	Jacky Lee, 1964
19	Brian Griese, 2001
	John Elway, 1988
	Craig Morton, 1979

Game

6	Horn, at Green Bay, 9/26/71
	Herring, at Houston, 11/26/61
5	Nine times (last: Elway, vs. Kansas City, 12/14/85)

MOST INTERCEPTIONS THROWN BY A ROOKIE

Season

15	Mickey Slaughter, 1963
14	John Elway, 1983
13	Marlin Briscoe, 1968
9	Tommy Maddox, 1992
5	Jay Cutler, 2006

Game

5	Slaughter, vs. Houston, 10/13/63
4	Five times (last: Maddox, vs. Dallas, 12/6/92)

BEST INTERCEPTION AVOIDANCE PERCENTAGE

Career (min. 100 passes)

.018	Hugh Millen, 1994-95 (3-171)
.023	Kyle Orton, 2009-11 (28-1,194)
.025	Tim Tebow, 2010-11 (9-353)
.029	Gus Frerotte, 2000-01 (8-280)
.029	Jake Plummer, 2003-06 (47-1,596)
.030	Jay Cutler, 2006-08 (37-1,220)
.031	John Elway, 1983-98 (226-7,250)
.032	Brian Griese, 1998-2002 (53-1,678)
.035	Ken Karcher, 1987-88 (4-114)
.038	Bubby Brister, 1997-99 (6-160)

Season (min. 50 passes)

.012	Brian Griese, 2000 (4-336)
.012	Chris Miller, 1999 (1-81)
.013	Gary Kubiak, 1984 (1-75)
.015	Jake Plummer, 2005 (7-456)
.018	Kyle Orton, 2010 (9-498)
.018	John Elway, 1993 (10-551)
.020	John Elway, 1994 (10-494)
.022	John Elway, 1997 (11-502)
.022	Tim Tebow, 2011 (6-271)
.022	Kyle Orton, 2009 (12-541)

HIGHEST AVERAGE GAIN PER ATTEMPT

Career (min. 100 passes)

7.52	Norris Weese, 1976-79 (251-1,887)
7.46	Craig Morton, 1977-82 (1,594-11,895)
7.46	Charley Johnson, 1972-75 (970-7,238)
7.44	Gus Frerotte, 2000-01 (280-2,084)
7.40	Jay Cutler, 2006-08 (1,220-9,024)
7.30	Steve Beuerlein, 2002-03 (180-1,314)
7.29	Jake Plummer, 2003-06 (1,596-11,631)
7.12	George Shaw, 1962 (110-783)
7.10	John Elway, 1983-98 (7,250-51,475)
7.09	Marlin Briscoe, 1968 (224-1,589)
7.06	Kyle Orton, 2009-11 (1,194-8,434)

Season (min. 50 passes)

8.65	Jacky Lee, 1965 (80-692)
8.50	Craig Morton, 1981 (376-3,195)
8.31	Norris Weese, 1978 (87-723)
8.07	Charley Johnson, 1974 (244-1,969)
8.00	Brian Griese, 2000 (336-2,688)
7.98	Tim Tebow, 2010 (82-654)
7.91	Steve Beuerlein, 2002 (117-925)
7.88	John Elway, 1998 (356-2,806)
7.85	Jake Plummer, 2004 (521-4,089)
7.84	Steve Ramsey, 1974 (74-580)

INDIVIDUAL RECORDS — PASSING

HIGHEST AVERAGE GAIN PER ATTEMPT, CONT.

Game (min. 12 passes)

17.11	Morton, vs. San Diego, 9/27/81 (18-308)
16.45	Johnson, vs. Kansas City, 9/21/75 (20-329)
15.70	Morton, vs. Detroit, 10/11/81 (18-283)
14.00	Plummer, at Indianapolis, 12/21/03 (17-238)
13.67	Tensi, vs. Boston, 9/14/69 (15-205)

HIGHEST AVERAGE GAIN PER ATTEMPT BY A ROOKIE

Season (min. 50 passes)

7.98	Tim Tebow, 2010 (82-654)
7.57	Mickey Slaughter, 1963 (223-1,689)
7.31	Jay Cutler, 2006 (137-1,001)
7.09	Marlin Briscoe, 1968 (224-1,589)
6.42	John Elway, 1983 (259-1,663)
6.26	Tommy Maddox, 1992 (121-757)

HIGHEST AVERAGE GAIN PER COMPLETION

Career (min. 100 passes)

17.09	Marlin Briscoe, 1968 (93-1,589)
15.98	George Shaw, 1962 (49-783)
14.81	Steve Tensi, 1967-70 (348-5,153)
14.27	Tim Tebow, 2010-11 (167-2,383)
14.12	Steve Ramsey, 1971-76 (456-6,437)
14.00	Charley Johnson, 1972-75 (517-7,238)
13.54	Max Choboian, 1966 (82-1,110)
13.48	John McCormick, 1963-68 (207-2,791)
13.36	Don Breaux, 1963 (70-935)
13.20	Norris Weese, 1976-79 (143-1,887)

Season (min. 50 passes)

17.94	John Hufnagel, 1975 (16-287)
17.09	Marlin Briscoe, 1968 (93-1,589)
16.15	Steve Ramsey, 1972 (65-1,050)
15.98	George Shaw, 1962 (49-783)
15.95	Tim Tebow, 2010 (41-654)
15.73	Jacky Lee, 1965 (44-692)
15.71	Charley Johnson, 1975 (65-1,021)
15.19	Steve Tensi, 1969 (131-1,990)
15.09	Steve Ramsey, 1976 (128-1,931)
15.08	Mickey Slaughter, 1963 (112-1,689)

Game (min. 12 passes)

27.92	Briscoe, vs. Buffalo, 11/24/68 (12-335)
27.42	Johnson, vs. Kansas City, 9/21/75 (12-329)
25.23	McCormick, at Buffalo, 12/18/66 (13-328)
23.90	Breaux, vs. Buffalo, 11/3/63 (10-239)
23.73	Ramsey, vs. Houston, 9/17/73 (11-261)

HIGHEST PASSER RATING

Career (min. 100 passes)

87.1	Jay Cutler, 2006-08 (1,220 att.)
86.5	Bubby Brister, 1997-99 (160 att.)
85.7	Kyle Orton, 2009-11 (1,194 att.)
85.5	Gus Frerotte, 2000-01 (280 att.)
84.3	Jake Plummer, 2003-06 (1,596 att.)
84.1	Brian Griese, 1998-2002 (1,678 att.)
79.9	John Elway, 1983-98 (7,250 att.)
79.3	Hugh Millen, 1994-95 (171 att.)
79.1	Craig Morton, 1977-82 (1,594 att.)
78.0	Ken Karcher, 1987-88 (114 att.)

Season (min. 50 passes)

102.9	Brian Griese, 2000 (336 att.)
99.0	Bubby Brister, 1998 (131 att.)
93.0	John Elway, 1998 (356 att.)
92.8	John Elway, 1993 (551 att.)
91.2	Jake Plummer, 2003 (302 att.)
90.5	Craig Morton, 1981 (376 att.)
90.2	Jake Plummer, 2005 (456 att.)
90.1	Gary Kubiak, 1988 (69 att.)
89.2	John Elway, 1996 (466 att.)
89.2	Jacky Lee, 1965 (80 att.)

HIGHEST PASSER RATING BY A ROOKIE

Season (min. 50 passes)

88.5	Jay Cutler, 2006
82.1	Tim Tebow, 2010
73.5	Ken Karcher, 1987
71.4	Don Breaux, 1963
66.9	Mickey Slaughter, 1963

MOST CONSECUTIVE GAMES WITH A TOUCHDOWN PASS

23	Griese, 2001-02 (15 games in 2001; did not play in one game, first eight of 2002)
17	Orton, 2009-10 (last 6 games of 20, first 11 of 2010)
15	Elway, 1995-96 (last 12 games of 1995, first three of 1996)
13	Elway, 1985-86 (last 7 games of 1985, first 6 of 1986)
12	Elway, 1992-93 (last game of 1992, first 11 games of 1993)
11	Cutler, 2007-08 (last game of 2007, first 10 games of 2008)
10	Elway, 1996 (5th through 15th; did not play in one game)
	Johnson, 1973-74 (last 8 games of 1973, first 2 games of 1974)
9	Six times (last: Cutler, 2006-07 (last 5 games of 2006, first 4 games of 2007))

MOST CONSECUTIVE COMPLETIONS

20	Millen, last 7 at L.A. Raiders, 12/11/94 and first 13 at S.F., 12/17/94
18	DeBerg, at L.A. Rams (17), 12/12/82 and vs. Kansas City (1), 12/19/82
17	Griese, at Arizona, 9/23/01
16	Plummer, vs. Detroit, 9/28/03 and Morton, vs. Kansas City, 12/10/78
14	Elway, vs. Seattle (5), 11/2/97 and vs. Carolina (9), 11/9/97
12	Griese, at San Diego, 10/8/00
11	Cutler, vs. Kansas City, 12/7/08; Cutler, vs. Minnesota, 12/30/07; Cutler, vs. Jacksonville, 9/23/07; Plummer, at Oakland, 11/12/06; Plummer, at Jacksonville, 10/2/05; Griese, vs. N.Y. Giants, 9/10/01; Griese, vs. Oakland, 11/13/00; Elway, vs. L.A. Raiders, 11/2/86; Elway, vs. Kansas City (8), 12/14/85 and at Seattle (3), 12/20/85; Morton, vs. San Diego, 9/27/81; Tensi, at San Diego, 11/23/69

MOST CONSECUTIVE PASSES WITHOUT AN INTERCEPTION

229	Plummer, 2005 (2nd through 11th)
190	Elway, 1997 (8th through 14th)
136	Elway, 1990-91 (15th game in 1990 through 4th game in 1991)
134	Orton, 2009 (1st through 5th)

LONGEST SCORING PASS

97	George Shaw to Jerry Tarr, at Boston, 9/21/62
96	Frank Tripucka to Al Frazier, at Buffalo, 9/15/62
95	Craig Morton to Steve Watson, vs. Detroit, 10/11/81
93	Jay Cutler to Eddie Royal, at Cleveland, 11/6/08
	Craig Morton to Steve Watson, vs. San Diego, 9/27/81
90	Charley Johnson to Rick Upchurch, vs. Kansas City, 9/21/75
	John McCormick to Bob Scarpitto, vs. Houston, 10/17/65
87	Kyle Orton to Brandon Stokley, at Cincinnati, 9/13/09
	Frank Tripucka to Al Frazier, vs. San Diego, 11/12/61
85	Jake Plummer to Rod Smith, vs. Oakland, 11/28/04

LONGEST NON-SCORING PASS

88	Brian Griese to Byron Chamberlain, vs. Green Bay, 10/17/99
86	John Elway to Vance Johnson, vs. L.A. Raiders, 9/26/88
	Craig Morton to Steve Watson, vs. Kansas City, 12/6/81
78	John Elway to Rod Smith, vs. Kansas City, 8/31/97
76	Hugh Millen to Anthony Miller, vs. San Francisco, 12/17/94

INDIVIDUAL RECORDS — PASSING / RECEIVING

LONGEST NON-SCORING PASS, CONT.

88	Brian Griese to Byron Chamberlain,
74	Don Horn to Floyd Little,
	vs. Oakland, 10/10/71
	Pete Liske to Billy Van Heusen,
	at New Orleans, 11/22/70
	Mickey Slaughter to Bill Groman,
	at Buffalo, 11/9/63
73	John Elway to Steve Watson,
	at Seattle, 12/15/84
72	Four times (last: Jay Cutler to Tony Scheffler,
	at Oakland, 9/8/08)

LONGEST COMPLETION BY A ROOKIE

81	Arthur Marshall (WR) to Cedric Tillman,
	vs. Dallas, 12/6/92 (TD)
78	Gary Kubiak to Steve Watson,
	vs. Seattle, 11/20/83 (TD)
74	Mickey Slaughter to Bill Groman,
	at Buffalo, 11/9/63
71	Jay Cutler to Brandon Marshall,
	vs. Seattle, 12/3/06 (TD)
54	Jay Cutler to Javon Walker,
	at Arizona, 12/17/06 (TD)

RECEIVING

MOST RECEPTIONS

Career

849	Rod Smith, 1995-2007
675	Shannon Sharpe, 1990-99, '02-03
543	Lionel Taylor, 1960-66
462	Ed McCaffrey, 1995-2003
415	Vance Johnson, 1985-93, '95
396	Riley Odoms, 1972-83
353	Steve Watson, 1979-87
327	Brandon Marshall, 2006-09
302	Haven Moses, 1972-81
276	Mark Jackson, 1986-92

Season

113	Rod Smith, 2001
104	Brandon Marshall, 2008
102	Brandon Marshall, 2007
101	Brandon Marshall, 2009
	Ed McCaffrey, 2000
100	Rod Smith, 2000
	Lionel Taylor, 1961
92	Lionel Taylor, 1960
91	Eddie Royal, 2008
89	Rod Smith, 2002

Game

*21	Marshall, at Indianapolis, 12/13/09
18	Marshall, vs. San Diego, 9/14/08
14	Gaffney, vs. Kansas City, 1/3/10
	R. Smith, at Arizona, 9/23/01
13	R. Smith, vs. New England, 10/1/00
	Sharpe, vs. San Diego, 10/6/96
	B. Anderson, vs. Chicago, 9/30/73
	Taylor, vs. Oakland, 11/29/64
12	Gaffney, vs. Indianapolis, 9/26/10
	Sharpe, at Kansas City, 10/20/02 (OT)
	Taylor, at Boston, 9/21/62

* - NFL Record

MOST RECEPTIONS BY A ROOKIE

Season

91	Eddie Royal, 2008
51	Vance Johnson, 1985
49	Terrell Davis, 1995
38	Mark Jackson, 1986
	Glyn Milburn, 1993

Game

11	Royal, at San Diego, 12/28/08
9	Royal, at New England, 10/20/08
	Royal, at Kansas City, 9/28/08
	Royal, at Oakland, 9/8/08
8	Three times (last: Thomas, vs. Seattle, 9/19/10)

MOST RECEIVING YARDS

Career

11,389	Rod Smith, 1995-2007
8,439	Shannon Sharpe, 1990-99, '02-03
6,872	Lionel Taylor, 1960-66
6,200	Ed McCaffrey, 1995-2003
6,112	Steve Watson, 1979-87
5,755	Riley Odoms, 1972-83
5,695	Vance Johnson, 1985-93, '95
5,450	Haven Moses, 1972-81
4,746	Mark Jackson, 1986-92
4,369	Rick Upchurch, 1975-83

Season

1,602	Rod Smith, 2000
1,448	Brandon Lloyd, 2010
1,343	Rod Smith, 2001
1,325	Brandon Marshall, 2007
1,317	Ed McCaffrey, 2000
1,265	Brandon Marshall, 2008
1,244	Steve Watson, 1981
1,235	Lionel Taylor, 1960
1,222	Rod Smith, 1998
1,180	Rod Smith, 1997

Game

214	Sharpe, at Kansas City, 10/20/02 (OT)
213	Gaffney, vs. Kansas City, 1/3/10
208	R. Smith, vs. Atlanta, 10/31/04
200	Marshall, at Indianapolis, 12/13/09
199	Taylor, vs. Buffalo, 11/27/60
187	R. Smith, vs. San Diego, 11/19/00
183	Watson, at L.A. Rams, 12/12/82
182	Watson, vs. Detroit, 10/11/81
180	Sharpe, vs. Buffalo, 9/3/95
178	Watson, vs. San Diego, 9/27/81

MOST RECEIVING YARDS BY A ROOKIE

Season

980	Eddie Royal, 2008
738	Mark Jackson, 1986
721	Vance Johnson, 1985
525	Ashley Lelie, 2002
493	Arthur Marshall, 1992

Game

164	Royal, at Cleveland, 11/6/08
153	Upchurch, vs. Kansas City, 9/21/75
152	Tarr, at Boston, 9/21/62
146	Royal, at Oakland, 9/8/08
134	A. Marshall, vs. N.Y. Jets, 11/8/92

MOST TOUCHDOWN RECEPTIONS

Career

68	Rod Smith, 1995-2007
55	Shannon Sharpe, 1990-99, '02-03
46	Ed McCaffrey, 1995-2003
44	Haven Moses, 1972-81
	Lionel Taylor, 1960-66
41	Riley Odoms, 1972-81
37	Vance Johnson, 1985-93, '95
36	Steve Watson, 1979-87
32	Al Denson, 1964-70
25	Brandon Marshall, 2006-09

Season

14	Anthony Miller, 1995
13	Steve Watson, 1981
12	Rod Smith, 1997
	Lionel Taylor, 1960
11	Brandon Lloyd, 2010
	Rod Smith, 2001
	Al Denson, 1967
10	Six times (last: Brandon Marshall, 2009)

Game

3	Sharpe, vs. San Diego, 11/16/03
	R. Smith, vs. Cleveland, 10/15/00
	McCaffrey, vs. Miami, 9/13/99
	McCaffrey, vs. Baltimore, 10/20/96
	Sharpe, vs. San Diego, 10/6/96
	Miller, at Dallas, 9/10/95

INDIVIDUAL RECORDS — RECEIVING / PUNTING

MOST TOUCHDOWN RECEPTIONS, GAME, CONT.

- 3 Sharpe, vs. Kansas City, 12/12/93
Watson, vs. Baltimore, 9/20/81
Moses, at Houston, 10/14/73
Scarpitto, at Buffalo, 12/18/66
Taylor, vs. Buffalo, 11/27/60

MOST TOUCHDOWN RECEPTIONS BY A ROOKIE

Season

- 5 Eddie Royal, 2008
4 Tony Scheffler, 2006
Rick Massie, 1987
3 Glyn Milburn, 1993
Melvin Bratton, 1989
Vance Johnson, 1985
Clarence Kay, 1984
Clint Sampson, 1983
Billy Van Heusen, 1968
2 Six times (last: Demaryius Thomas, 2010)

Game

- 2 Scheffler, at San Diego, 12/10/06
Sampson, vs. Cleveland, 12/4/83
1 Many (last: Decker, vs. San Diego, 1/2/11)

HIGHEST AVERAGE GAIN PER RECEPTION

Career (min. 50 receptions)

- 20.5 Bill Van Heusen, 1968-76 (82-1,684)
17.8 Brandon Lloyd, 2009-11 (104-1,848)
18.0 Haven Moses, 1972-81 (302-5,450)
17.9 Ashley Lelie, 2002-05 (168-3,007)
17.4 Al Frazier, 1961-63 (58-1,010)
17.3 Steve Watson, 1979-1987 (353-6,112)
17.2 Mark Jackson, 1986-92 (276-4,746)
16.8 Bob Scarpitto, 1962-67 (145-2,439)
16.8 Mike Haffner, 1968-70 (59-991)
16.8 Jack Dolbin, 1975-79 (94-1,576)1

Season (min. 20 receptions)

- 22.0 Bob Scarpitto, 1963 (21-463)
20.7 Steve Watson, 1981 (60-1,244)
20.3 Ricky Nattiel, 1987 (31-630)
20.1 Al Denson, 1966 (36-725)
20.1 Haven Moses, 1974 (37-744)
20.1 Ashley Lelie, 2004 (54-1,084)
20.0 Haven Moses, 1977 (27-539)
19.9 Haven Moses, 1976 (25-498)
19.5 Al Denson, 1967 (46-899)
19.4 Mark Jackson, 1986 (38-738)

Game (min. 4 receptions)

- 41.3 Little, vs. Buffalo, 11/24/68 (4-165)
38.0 Tarr, at Boston, 9/21/62 (4-152)
36.4 Watson, vs. Detroit, 10/11/81 (5-182)
36.0 D. Thomas, at Minnesota, 12/4/11 (4-144)
33.5 Scarpitto, vs. Houston, 10/13/63 (4-134)

HIGHEST AVERAGE GAIN PER RECEPTION BY A ROOKIE

Season (min. 20 receptions)

- 20.3 Ricky Nattiel, 1987 (31-630)
19.4 Mark Jackson, 1986 (38-738)
19.1 Jack Dolbin, 1975 (22-421)
19.0 Arthur Marshall, 1992 (26-493)
16.2 John Embree, 1969 (29-469)

Game (min. 4 receptions)

- 38.0 Tarr, at Boston, 9/21/62 (4-152)
30.5 Haffner, vs. Kansas City, 12/14/68 (4-122)
29.5 Nattiel, at San Diego, 11/29/87 (4-118)
27.3 Royal, at Cleveland, 11/6/08 (6-164)
26.8 A. Marshall, vs. N.Y. Jets, 11/8/92 (5-134)

MOST CONSECUTIVE GAMES WITH A TOUCHDOWN CATCH

- 6 Anthony Miller, 1995
Vance Johnson, 1987
Al Denson, 1969
Lionel Taylor, 1960-61 (last 4 games of
1960, first 2 of '61)
5 Steve Watson, 1981

- 4 Brandon Lloyd, 2010
Rick Upchurch, 1979
Riley Odoms, 1973
Al Denson, 1967
Bob Scarpitto, 1963

MOST CONSECUTIVE GAMES WITH A RECEPTION

- 124 Rod Smith, 1999-2006
68 Ed McCaffrey, 1997-2003
62 Lionel Taylor, 1960-64
60 Shannon Sharpe, 1995-99
53 Brandon Marshall, 2006-09
49 Steve Watson, 1983-86
47 Mark Jackson, 1989-92
41 Anthony Miller, 1994-96
Riley Odoms, 1976-79
36 Rod Smith, 1996-98

LONGEST RECEPTION BY A ROOKIE

- 97 Jerry Tarr (from George Shaw),
at Boston, 9/21/62 (TD)
93 Eddie Royal (from Jay Cutler),
at Cleveland, 11/6/08 (TD)
90 Rick Upchurch (from Charley Johnson),
vs. Kansas City, 9/21/75 (TD)
82 Al Denson (from Jacky Lee),
at Kansas City, 11/1/64 (TD)
81 Cedric Tillman (from Arthur Marshall),
vs. Dallas, 12/6/92 (TD)

PUNTING

MOST PUNTS

Career

- 641 Tom Rouen, 1993-2002
574 Bill Van Heusen, 1968-76
377 Luke Prestridge, 1979-83
374 Mike Horan, 1986-92
248 Bob Scarpitto, 1962-67
218 Chris Norman, 1984-86
204 Jim Fraser, 1962-64
187 Britton Colquitt, 2010-11
186 Bucky Dilts, 1977-78
150 George Herring, 1960-61

Season

- 105 Bob Scarpitto, 1967
101 Britton Colquitt, 2011
96 Chris Norman, 1984
Bucky Dilts, 1978
92 Chris Norman, 1985
90 Bucky Dilts, 1977
89 Luke Prestridge, 1979
88 Bill Van Heusen, 1968
87 Luke Prestridge, 1983
Bill Van Heusen, 1970

Game

- 12 Prestridge, at Buffalo, 10/25/81
Van Heusen, vs. Cincinnati, 10/6/68
Scarpitto, at Oakland, 9/19/67
11 Rodriguez, vs. Seattle, 11/30/92 (OT)
Norman, vs. Seattle, 10/20/85 (OT)
Scarpitto, vs. Oakland, 11/5/67
Scarpitto, at N.Y. Jets, 12/3/67
10 Nine times (last: Prestridge, at Bal., 9/11/83)

HIGHEST GROSS AVERAGE PER PUNT

Career (min. 100 punts)

- 46.1 Britton Colquitt, 2010-11 (187-8,618)
45.0 Todd Sauerbrun, 2005-'07 (119-5,357)
44.3 Bob Scarpitto, 1962-67 (249-11,026)
44.1 Jim Fraser, 1962-64 (209-9,221)
43.9 Tom Rouen, 1993-2002 (641-28,146)
42.5 Mike Horan, 1986-92 (374-15,911)
41.8 Luke Prestridge, 1979-83 (377-15,754)
41.7 Bill Van Heusen, 1968-76 (574-23,936)
41.7 Micah Knorr, 2002-04 (146-6,086)
40.3 Chris Norman, 1984-86 (218-8,782)

INDIVIDUAL RECORDS — PUNTING / PUNT RETURNS

Season (min. 50 punts)

47.4	Britton Colquitt, 2011 (101-4,783)
46.9	Tom Rouen, 1998 (66-3,097)
46.5	Tom Rouen, 1999 (84-3,908)
46.1	Jim Fraser, 1963 (78-3,595)
45.3	Tom Rouen, 2001 (81-3,668)
45.2	Bob Scarpitto, 1966 (77-3,480)
45.1	Bill Van Heusen, 1973 (69-3,114)
45.0	Tom Rouen, 1993 (67-3,017)
44.9	Bob Scarpitto, 1967 (105-4,713)
44.4	Mike Horan, 1990 (58-2,575)

Game (min. 4 punts)

57.2	Horan, vs. L.A. Raiders, 9/26/88 (5-286) (OT)
56.6	Norman, vs. Seattle, 11/25/84 (5-283)
56.2	Colquitt, at Arizona, 12/12/10 (5-281)
55.8	Colquitt, vs. Cincinnati, 9/18/11 (6-335)
55.8	Horan, vs. San Diego, 12/16/90 (5-279)
55.0	Horan, at New England, 10/27/91 (5-275)
54.4	Rouen, at Oakland, 9/20/98 (5-272)
54.3	Rouen, at Arizona, 9/23/01 (4-217)
	Rouen, vs. Minnesota, 10/31/99 (4-217)
54.2	Rouen, at Oakland, 10/10/99 (5-271)

HIGHEST NET AVERAGE PER PUNT (SINCE 1976)

Career (min. 100 punts)

38.5	Britton Colquitt, 2010-11 (187-7,203)
37.2	Todd Sauerbrun, 2005, '07 (122-4,538)
36.5	Mike Horan, 1986-92 (379-13,851)
36.2	Tom Rouen, 1993-2002 (648-23,457)
34.7	Luke Prestridge, 1979-83 (377-13,092)
34.3	Chris Norman, 1984-86 (221-7,588)
33.3	Micah Knorr, 2002-04 (149-4,959)
33.2	Bucky Dilts, 1977-78 (186-6,176)

Season (min. 50 punts)

40.2	Britton Colquitt, 2011 (101-4,058)
38.9	Mike Horan, 1990 (59-2,296)
38.1	Tom Rouen, 1997 (60-2,283)
38.0	Todd Sauerbrun, 2005 (73-2,771)
37.9	Mitch Berger, 2009 (51-1,933)
37.8	Mike Horan, 1988 (65-2,457)
37.6	Tom Rouen, 1995 (53-1,995)
37.6	Tom Rouen, 1998 (67-2,516)
37.1	Tom Rouen, 1994 (76-2,823)
37.1	Tom Rouen, 1993 (68-2,520)

Game (min. 4 punts)

52.8	Horan, vs. L.A. Raiders, 9/26/88 (5-264) (OT)
52.3	Rouen, vs. San Diego, 11/11/01 (6-314)
52.3	Dilts, at Houston, 12/4/77 (4-209)
51.2	Horan, vs. San Diego, 12/16/90 (5-256)
51.0	Colquitt, vs. Cincinnati, 9/18/11 (6-306)
48.8	Colquitt, at Minnesota, 12/4/11 (6-293)
48.3	Prestridge, vs. San Francisco, 9/19/82 (6-290)
47.0	Norman, vs. Seattle, 11/25/84 (5-235)
46.9	Sauerbrun, vs. New England, 10/16/05 (7-328)
46.8	Knorr, vs. Pittsburgh, 10/12/03 (6-281)

LONGEST PUNT

83	Chris Norman, vs. Kansas City, 9/23/84
78	Bill Van Heusen, vs. Dallas, 12/2/73
76	Tom Rouen, at Oakland, 9/20/98
75	Jim Fraser, vs. Boston, 11/11/62
	Jim Fraser, at Oakland, 10/14/62
73	Bucky Dilts, vs. N.Y. Jets, 11/5/78
72	Bill Van Heusen, vs. Oakland, 10/22/73
	Bob Scarpitto, vs. San Diego, 10/22/67
	Bob Scarpitto, vs. Boston, 9/3/67

PUNT RETURNS

MOST PUNT RETURNS

Career

248	Rick Upchurch, 1975-83
157	Bill Thompson, 1969-81
128	Deltha O'Neal, 2000-03
112	Glyn Milburn, 1993-95
101	Gerald Willhite, 1982-88
81	Vance Johnson, 1985-91
	Floyd Little, 1967-75

	Eddie Royal, 2008-11
74	Darrien Gordon, 1997-98
59	Kevin Clark, 1987-91

Season

51	Rick Upchurch, 1977
44	Chris Watson, 1999
42	Gerald Willhite, 1986
41	Glyn Milburn, 1994
	Wade Manning, 1981
40	Darrien Gordon, 1997
	Glyn Milburn, 1993
39	Rick Upchurch, 1976
37	Rick Upchurch, 1980
36	Rick Upchurch, 1978

Game

8	Upchurch, vs. Baltimore, 10/22/78
	Cosby, vs. Chicago, 12/11/11
7	R. Smith, vs. Kansas City, 10/27/96
	Nattiel, vs. L.A. Raiders, 9/26/88 (OT)
	Willhite, vs. Kansas City, 11/16/86
	Upchurch, vs. San Diego, 11/30/75 (OT)
	Thompson, at Kansas City, 10/6/74
6	13 times (last: Royal, at Kansas City, 12/6/09)

MOST YARDS ON PUNT RETURNS

Career

3,008	Rick Upchurch, 1975-83
1,814	Bill Thompson, 1969-81
1,325	Deltha O'Neal, 2000-03
1,158	Glyn Milburn, 1993-95
1,012	Gerald Willhite, 1982-88
967	Eddie Royal, 2008-11
922	Darrien Gordon, 1997-98
893	Floyd Little, 1967-75
689	Vance Johnson, 1985-91
647	Rod Smith, 1995-2007

Season

653	Rick Upchurch, 1977
543	Darrien Gordon, 1997
536	Rick Upchurch, 1976
493	Rick Upchurch, 1978
468	Gerald Willhite, 1986
425	Glyn Milburn, 1993
405	Deltha O'Neal, 2001
379	Darrien Gordon, 1998
	Glyn Milburn, 1994
378	Wade Manning, 1981

Game

168	Gordon, vs. Carolina, 11/9/97
167	Upchurch, vs. Pittsburgh, 11/6/77
144	Clark, vs. San Diego, 12/27/87
128	Decker, vs. Oakland, 9/12/11
125	Upchurch, vs. Cleveland, 9/26/76
112	Swanson, at Kansas City, 10/18/87
110	Watson, vs. Seattle, 12/19/99 (OT)
109	Gordon, vs. St. Louis, 9/14/97
105	Upchurch, vs. Buffalo, 9/25/77
103	Thompson, at Kansas City, 10/6/74

HIGHEST AVERAGE PER PUNT RETURN

Career (min. 20 punt returns)

12.46	Darrien Gordon, 1997-98 (74-922)
12.21	Rod Smith, 1995-2007 (53-647)
12.13	Rick Upchurch, 1975-83 (248-3,008)
11.95	Charlie Mitchell, 1963-67 (21-251)
11.94	Eddie Royal, 2008-11 (81-967)
11.89	Gene Mingo, 1960-64 (18-214)
11.73	Al Frazier, 1963-67 (26-305)
11.55	Bill Thompson, 1969-81 (157-1,814)
11.54	Todd Kinchen, 1996 (26-300)
11.02	Floyd Little, 1967-75 (81-893)

INDIVIDUAL RECORDS — PUNT RETURNS / KICK RETURNS

HIGHEST AVERAGE PER PUNT RETURN, CONT.

Season (min. 10 punt returns)

16.88	Floyd Little, 1967 (16-270)
16.17	Eddie Royal, 2011 (12-194)
16.13	Rick Upchurch, 1982 (15-242)
13.74	Rick Upchurch, 1976 (39-536)
13.69	Rick Upchurch, 1978 (36-493)
13.58	Darrien Gordon, 1997 (40-543)
13.46	Bill Thompson, 1974 (26-350)
13.06	Deltha O'Neal, 2001 (31-405)
12.94	Kevin Clark, 1987 (18-233)
12.83	Al Frazier, 1961 (18-231)

MOST PUNTS RETURNED FOR TOUCHDOWN

Career

8	Rick Upchurch, 1975-83
3	Darrien Gordon, 1997-98
2	Eddie Royal, 2008-11
	Deltha O'Neal, 2000-03
	Floyd Little, 1967-75

Season

4	Rick Upchurch, 1976
3	Darrien Gordon, 1997
2	Rick Upchurch, 1982

Game

2	Gordon, vs. Carolina, 11/9/97 (75 and 82)
	Upchurch, vs. Cleveland, 9/26/76 (36 and 73)

LONGEST SCORING PUNT RETURN

94	Darrien Gordon, vs. St. Louis, 9/14/97
92	Rick Upchurch, vs. San Diego, 10/3/76
90	Eric Decker, vs. Oakland, 9/12/11
87	Rick Upchurch, vs. Pittsburgh, 11/6/77
86	Deltha O'Neal, at Seattle, 10/14/01
85	Eddie Royal, at San Diego, 11/6/11
82	Darrien Gordon, vs. Carolina, 11/9/97
81	Steve Watson, vs. Seattle, 12/19/99
80	Glenn Martinez, vs. Tennessee, 11/19/07
78	Rick Upchurch, vs. Kansas City, 12/19/82

LONGEST NON-SCORING PUNT RETURN

64	Deltha O'Neal, at San Diego, 10/8/00
60	Bill Thompson, at Baltimore, 11/10/74
59	Bill Thompson, vs. New England, 12/17/72
54	Glyn Milburn, vs. Tampa Bay, 12/26/93
	Charlie Mitchell, at Buffalo, 9/20/64
53	Deltha O'Neal, vs. Indianapolis, 11/24/02
	Rick Upchurch, at Seattle, 10/29/78
	Rick Upchurch, at Kansas City, 9/24/78
	Bill Thompson, at N.Y. Jets, 10/28/73
52	Darrent Williams, at Oakland, 11/13/05
	Floyd Little, vs. N.Y. Jets, 9/21/69

ALL PUNT RETURNS FOR TDs (30)

11/06/11	Eddie Royal, at Oakland (85 yards)
9/12/11	Eric Decker, vs. Oakland (90 yards)
10/19/09	Eddie Royal, at San Diego (71 yards)
11/19/07	Glenn Martinez, vs. Tennessee (80)
11/16/03	Rod Smith, vs. San Diego (65)
11/3/03	Deltha O'Neal, vs. New England (57)
10/14/01	Deltha O'Neal, at Seattle (86)
12/19/99	Chris Watson, vs. Seattle (81)
11/9/97	Darrien Gordon, vs. Carolina (75)
11/9/97	Darrien Gordon, vs. Carolina (82)
9/14/97	Darrien Gordon, vs. St. Louis (94)
12/27/87	Kevin Clark, vs. San Diego (71)
11/16/86	Gerald Willhite, vs. Kansas City (70)
10/12/86	Mike Harden, at San Diego (41)
9/25/83	Zach Thomas, vs. L.A. Raiders (70)
12/19/82	Rick Upchurch, vs. Kansas City (78)
9/19/82	Rick Upchurch, vs. San Francisco (67)
9/17/78	Rick Upchurch, vs. San Diego (75)
11/6/77	Rick Upchurch, vs. Pittsburgh (87)
10/24/76	Rick Upchurch, at Kansas City (55)
10/3/76	Rick Upchurch, vs. San Diego (92)
9/26/76	Rick Upchurch, vs. Cleveland (36)
9/26/76	Rick Upchurch, vs. Cleveland (73)
12/10/72	Charlie Greer, vs. San Diego (65)
11/17/68	Floyd Little, at Houston (67)
12/3/67	Floyd Little, at N.Y. Jets (72)
11/14/65	Abner Haynes, at Houston (55)
11/15/64	Odell Barry, vs. N.Y. Jets (52)
12/3/61	Al Frazier, vs. Boston (55)
9/9/60	Gene Mingo, at Boston (76)

KICKOFF RETURNS

MOST KICKOFF RETURNS

Career

134	Vaughn Hebron, 1996-98
104	Ken Bell, 1986-89
	Floyd Little, 1967-75
96	Glyn Milburn, 1993-95
95	Rick Upchurch, 1975-83
89	Chris Cole, 2000-03
73	Odell Barry, 1964-65
61	Alton Montgomery, 1990-92
	Gene Lang, 1984-87
58	Charlie Mitchell, 1963-67

Season

48	Chris Cole, 2001
	Chris Watson, 1999
47	Glyn Milburn, 1995
	Odell Barry, 1964
46	Deltha O'Neal, 2000
	Vaughn Hebron, 1998
45	Vaughn Hebron, 1996
43	Vaughn Hebron, 1997
40	Larry Brunson, 1980
	Rick Upchurch, 1975

Game

8	C. Jackson, at San Diego, 12/28/08
	Luke, at Kansas City, 12/19/04
	Kasper, at Kansas City, 10/20/02 (OT)
7	Eight times (last: Decker, at Oakland, 12/19/10)

MOST YARDS ON KICKOFF RETURNS

Career

3,324	Vaughn Hebron, 1996-98
2,523	Floyd Little, 1967-75
2,355	Rick Upchurch, 1975-83
2,250	Glyn Milburn, 1993-95
2,218	Ken Bell, 1986-89
2,105	Chris Cole, 2000-03
1,856	Odell Barry, 1964-65
1,394	Charlie Mitchell, 1963-67
1,375	Eddie Royal, 2008-11
1,323	Gene Lang, 1984-87

Season

1,269	Glyn Milburn, 1995
1,245	Odell Barry, 1964
1,216	Vaughn Hebron, 1998
1,138	Chris Watson, 1999
1,127	Chris Cole, 2001
1,102	Deltha O'Neal, 2000
1,099	Vaughn Hebron, 1996
1,084	Rick Upchurch, 1975
1,009	Vaughn Hebron, 1997
954	Charlie Mitchell, 1963

Game

211	Decker, at Arizona, 12/12/10
201	Montgomery, at San Diego, 9/24/72
197	Upchurch, vs. Cleveland, 10/19/75
185	Little, at Miami, 9/17/67
182	Cole, at San Diego, 10/21/01
179	Kasper, at Kansas City, 10/20/02 (OT)
178	Milburn, at Houston, 11/26/95
177	Milburn, vs. San Diego, 11/19/95
165	Kasper, vs. Baltimore, 9/30/01
164	Royal, vs. Miami, 11/2/08

HIGHEST AVERAGE PER KICKOFF RETURN

Career (min. 40 kickoff returns)

26.28	Abner Haynes, 1965-66 (43-1,130)
25.42	Odell Barry, 1964-65 (73-1,856)
25.13	Bill Thompson, 1969-81 (46-1,156)
25.07	Reuben Droughns, 2002-04 (46-1,153)
24.81	Vaughn Hebron, 1996-98 (134-3,324)
24.79	Rick Upchurch, 1975-83 (95-2,355)
24.48	Al Frazier, 1961-63 (44-1,077)
24.26	Floyd Little, 1967-75 (104-2,523)
24.12	Eddie Royal, 2008-11 (57-1,375)
24.03	Charlie Mitchell, 1963-67 (58-1,394)

INDIVIDUAL RECORDS — KICK RETURNS / INTERCEPTIONS

HIGHEST AVERAGE PER KICKOFF RETURN, CONT.

Season (min. 15 kickoff returns)

28.50	Bill Thompson, 1969 (18-513)
28.47	Goldie Sellers, 1966 (19-541)
28.00	Al Frazier, 1961 (18-504)
27.10	Rick Upchurch, 1975 (40-1,084)
27.00	Glyn Milburn, 1995 (47-1,269)
26.91	Floyd Little, 1967 (35-942)
26.88	Quan Cosby, 2011 (17-457)
26.50	Abner Haynes, 1965 (34-901)
26.49	Odell Barry, 1964 (47-1,245)
26.43	Vaughn Hebron, 1998 (46-1,216)

MOST KICKOFFS RETURNED FOR TOUCHDOWN

Career

2	Goldie Sellers, 1966-67
1	Eight Players (last: Cassius Vaughn, 2010)

Season

2	Goldie Sellers, 1966
---	----------------------

Game

1	10 times (last: Vaughn, vs. San Diego, 1/2/11)
---	--

LONGEST SCORING KICKOFF RETURN

100	Nemiah Wilson, at Kansas City, 10/8/66
	Goldie Sellers, vs. Houston, 10/2/66
97	Cassius Vaughn, vs. San Diego, 1/2/11
95	Vaughn Hebron, at Miami, 12/21/98
94	Randy Montgomery, at San Diego, 9/24/72
93	Eddie Royal, at San Diego, 10/19/09
90	Charlie Mitchell, at Houston, 9/14/63
	Al Frazier, vs. Boston, 12/3/61
88	Goldie Sellers, at Houston, 9/3/66
87	Deltha O'Neal, vs. New England, 10/1/00

LONGEST NON-SCORING KICKOFF RETURN

95	Eddie Royal, vs. Miami, 11/2/08
89	Floyd Little, vs. Oakland, 11/10/68
88	Randy Montgomery, at Oakland, 10/22/72
86	Glyn Milburn, vs. San Diego, 11/19/95
83	Adrian Madise, at Green Bay, 12/28/03
77	Lew Scott, vs. Kansas City, 10/23/66
76	Donnie Stone, at San Diego, 10/29/61
75	Kevin Clark, at Minnesota, 11/4/90
71	Steve Watson, vs. N.Y. Jets, 10/3/99
68	Darren Carrington, at Kansas City, 11/12/89
	Al Carmichael, at Buffalo, 9/18/60

ALL KICKOFF RETURNS FOR TDs (10)

1/2/11	Cassius Vaughn, vs. San Diego (97 yards)
10/19/09	Eddie Royal, at San Diego (93)
10/1/00	Deltha O'Neal, vs. New England (87)
12/21/98	Vaughn Hebron, at Miami (95)
9/24/72	Randy Montgomery, at San Diego (94)
10/8/66	Nemiah Wilson, at Kansas City (100)
10/2/66	Goldie Sellers, vs. Houston (100)
9/3/66	Goldie Sellers, at Houston (88)
9/14/63	Charlie Mitchell, at Houston (90)
12/3/61	Al Frazier, vs. Boston (90)

INTERCEPTIONS

MOST INTERCEPTIONS

Career

44	Steve Foley, 1976-86
43	Goose Gonsoulin, 1960-66
40	Bill Thompson, 1969-81
34	Tyrone Braxton, 1987-93, 1995-99
33	Mike Harden, 1980-88
32	Champ Bailey, 2004-11
30	Dennis Smith, 1981-94
26	Louis Wright, 1975-86
24	Steve Atwater, 1989-98
20	Tom Jackson, 1973-86
	Randy Gradishar, 1974-83

Season

11	Goose Gonsoulin, 1960
10	Champ Bailey, 2006
9	Deltha O'Neal, 2001
	Tyrone Braxton, 1996
	Willie Brown, 1964
8	Champ Bailey, 2005
7	Five times (last: Tom Jackson, 1976)

Game

4	O'Neal, vs. Kansas City, 10/7/01
	Brown, vs. N.Y. Jets, 11/15/64
	Gonsoulin, at Buffalo, 9/18/60
3	Smith, vs. L.A. Raiders, 12/8/85 (OT)
	Wilson, vs. Seattle, 11/20/83
	Foley, vs. San Diego, 9/27/81
	Rizzo, at Oakland, 10/16/77
	Martha, vs. Atlanta, 10/18/70
	Gonsoulin, vs. Kansas City, 10/11/64
2	64 times (last: Bailey at Oakland, 11/6/11)

MOST INTERCEPTIONS BY A ROOKIE

Season

11	Goose Gonsoulin, 1960
7	Phil Nugent, 1961
4	Calvin Jones, 1973
	Charlie Greer, 1968
	Jack Lentz, 1967

Game

4	Gonsoulin, at Buffalo, 9/18/60
2	12 times (last: Atwater vs. L.A. Raiders, 9/24/89)

MOST YARDS ON INTERCEPTION RETURNS

Career

784	Bill Thompson, 1969-81
643	Mike Harden, 1980-88
622	Steve Foley, 1976-86
614	Tyrone Braxton, 1987-93, '95-99
542	Goose Gonsoulin, 1960-66
431	Dennis Smith, 1981-94
408	Steve Atwater, 1989-98
360	Louis Wright, 1975-86
340	Tom Jackson, 1973-86
335	Randy Gradishar, 1974-83

Season

179	Mike Harden, 1986
162	Champ Bailey, 2006
153	Nemiah Wilson, 1967
140	Willie Brown, 1964
139	Champ Bailey, 2005
136	Tom Jackson, 1976
133	Bob Zeman, 1962
128	Tyrone Braxton, 1996
	Bernard Jackson, 1978
	Louis Wright, 1977

Game

105	Crockett, at Oakland, 9/20/98
93	Gradishar, at Cleveland, 10/5/80
91	Brown, vs. N.Y. Jets, 11/15/64
80	Da. Williams, at Oakland, 11/13/05
79	Spencer, vs. Seattle, 12/10/00
76	Hayward, at New Orleans, 11/21/04
73	Jackson, vs. Baltimore, 11/27/77
72	Braxton, vs. Oakland, 11/22/98
70	Bailey, vs. San Francisco, 12/31/06 (OT)
	Wilson, vs. Kansas City, 12/17/67
	Moore, at Boston, 11/20/64

MOST YARDS ON INTERCEPTION RETURNS BY A ROOKIE

Season

118	Nemiah Wilson, 1965
108	Darrent Williams, 2005
105	Kevin Clark, 1987
98	Goose Gonsoulin, 1960
92	Bill Thompson, 1969

Game

80	Da. Williams, at Oakland, 11/13/05
65	D. Smith, at Chicago, 12/20/81
	Wilson, vs. San Diego, 11/7/65
62	Robbins, at Cleveland, 9/16/84
57	Thompson, vs. Houston, 11/16/69

HIGHEST INTERCEPTION RETURN AVERAGE

Career (min. 10 returns)

23.73	Wymon Henderson, 1989-92 (11-261)
19.60	Bill Thompson, 1969-81 (40-784)
19.48	Mike Harden, 1980-88 (33-643)
18.06	Tyrone Braxton, 1987-93, '95-99 (34-614)

INDIVIDUAL RECORDS — INTERCEPTIONS / SAFETIES / FUMBLES

HIGHEST INTERCEPTION RETURN AVERAGE, CAREER, CONT.

17.60	Jim McMillin, 1960-62, '64-65 (10-176)
17.55	Randy Robbins, 1984-91 (11-193)
17.00	Steve Atwater, 1989-98 (24-408)
	Tom Jackson, 1973-86 (20-340)
16.75	Randy Gradishar, 1974-83 (20-335)
14.37	Dennis Smith, 1981-94 (30-431)

MOST CONSECUTIVE GAMES WITH INTERCEPTION

5	Champ Bailey, 2005 (gms. 9-13)
4	Tyrone Braxton, 1996 (gms. 12-15)
3	Many (last: Bailey, gms. 14-16, 2006)

MOST INTERCEPTIONS RETURNED FOR TOUCHDOWN

Career

4	Tyrone Braxton, 1987-93, '95-99
	Mike Harden, 1980-88
3	Champ Bailey, 2004-10
	Tom Jackson, 1973-86
	Randy Gradishar, 1974-83
	Bill Thompson, 1969-81
	Nemiah Wilson, 1965-67

Season

2	Champ Bailey, 2005
	Deltha O'Neal, 2002
	Jimmy Spencer, 2000
	Mike Harden, 1986
	John Rowser, 1976
	Nemiah Wilson, 1967

Game

1	74 times (last: Haggan at Min., 12/4/11)
---	--

MOST INTERCEPTIONS RETURNED FOR TOUCHDOWN BY A ROOKIE

Season

1	Darrent Williams, 2005
	Randy Robbins, 1984
	George Burrell, 1969
	Bill Thompson, 1969
	John Bramlett, 1965
	Nemiah Wilson, 1965
	John McGeeever, 1962

LONGEST SCORING INTERCEPTION RETURN

93	Randy Gradishar, at Cleveland, 10/5/80
80	Darrent Williams, at Oakland, 11/13/05
	Ray Crockett, at Oakland, 9/20/98
79	Jimmy Spencer, vs. Seattle, 12/10/00
73	Tom Jackson, vs. Baltimore, 11/27/77
70	Champ Bailey, vs. San Francisco, 12/31/06
	Nemiah Wilson, vs. Kansas City, 12/17/67
69	Tyrone Braxton, vs. Tampa Bay, 9/15/96
65	Champ Bailey, at Dallas, 11/24/05
	Nemiah Wilson, vs. San Diego, 11/7/65

LONGEST NON-SCORING INTERCEPTION RETURN

76	Reggie Hayward, at New Orleans, 11/21/04
72	Tyrone Braxton, vs. Oakland, 11/22/98
70	Leroy Moore, at Boston, 11/20/64
68	Steve Atwater, vs. San Diego, 9/12/93
65	Dennis Smith, at Chicago, 12/20/81
	S. Foley (23), lateral to R. Gradishar (10), lateral to L. Wright (32), vs. N.Y. Giants, 11/21/76
	Vaughn Alliston, at Buffalo, 9/18/60
63	Karl Mecklenburg, at Detroit, 10/7/84
59	Louis Wright, vs. Baltimore, 11/27/77
56	Louis Wright, vs. Dallas, 10/5/86

ALL INTERCEPTION RETURNS FOR TDs (74)

11/17/11	Andre' Goodman, vs. N.Y. Jets (26 yards)
12/4/11	Mario Haggan, at Minnesota (16)
10/9/11	Cassius Vaughn, vs. San Diego (55)
12/31/06	Champ Bailey, vs. San Francisco (70)
11/19/06	Darrent Williams, vs. San Diego (31)
11/24/05	Champ Bailey, at Dallas (65)
11/13/05	Darrent Williams, at Oakland (80)
9/18/05	Champ Bailey, vs. San Diego (25)
11/28/04	Ellis Johnson, vs. Oakland (32)
11/21/04	Al Wilson, at New Orleans (7)
9/7/03	Ian Gold, at Cincinnati (12)
11/17/02	Deltha O'Neal, at Seattle (22)
10/6/02	Deltha O'Neal, vs. San Diego (28)
10/28/01	Denard Walker, vs. New England (39)
12/10/00	Jimmy Spencer, vs. Seattle (79)
11/19/00	Jimmy Spencer, at Seattle (21)
10/15/00	Billy Jenkins, vs. Cleveland (36)
9/24/00	Ray Crockett, vs. Kansas City (26)

9/4/00	Terrell Buckley, at St. Louis (32)
11/7/99	Bill Romanowski, at San Diego (18)
9/27/98	Darrien Gordon, at Washington (55)
9/20/98	Ray Crockett, at Oakland (80)
11/30/97	Steve Atwater, at San Diego (22)
11/9/97	Tyrone Braxton, vs. Carolina (27)
10/26/97	Keith T aylor, at Buffalo (62)
10/6/97	John Mobley, vs. New England (13)
9/7/97	Darrien Gordon, at Seattle (32)
9/15/96	Tyrone Braxton, vs. Tampa Bay (69)
10/10/93	Mike Croel, at Green Bay (22)
11/8/92	Wymon Henderson, vs. N.Y. Jets (46)
11/17/91	Charles Dimry, at Kansas City (26)
9/1/91	Tyrone Braxton, vs. Cincinnati (52)
11/22/90	Wymon Henderson, at Detroit (49)
9/10/89	Tyrone Braxton, vs. Kansas City (34)
9/10/89	Randy Robbins, vs. Kansas City (18)
12/27/87	Ricky Hunley, vs. San Diego (52)
12/6/87	Mark Haynes, vs. New England (14)
11/2/86	Mike Harden, at L.A. Raiders (40)
9/21/86	Mike Harden, at Philadelphia (32)
12/1/85	Mike Harden, at Pittsburgh (42)
12/15/84	Steve Foley, at Seattle (40)
10/7/84	Ken Woodard, at Detroit (27)
9/23/84	Mike Harden, vs. Kansas City (45)
9/16/84	Randy Robbins, at Cleveland (62)
11/23/80	Don Latimer, vs. Seattle (15)
10/5/80	Randy Gradishar, at Cleveland (93)
11/5/78	Tom Jackson, vs. N.Y. Jets (28)
11/27/77	Tom Jackson, vs. Baltimore (73)
10/16/77	Louis Wright, at Oakland (18)
11/14/76	Tom Jackson, at San Diego (46)
11/7/76	John Rowser, vs. Tampa Bay (32)
11/7/76	Randy Gradishar, vs. Tampa Bay (31)
9/19/76	John Rowser, vs. N.Y. Jets (41)
9/29/75	Randy Gradishar, vs. Green Bay (44)
10/13/74	Bill Thompson, vs. New Orleans (38)
10/28/73	Leroy Mitchell, at N.Y. Jets (40)
10/14/73	Bill Thompson, at Houston (59)
10/24/71	Fred Forsberg, at Cleveland (40)
12/7/69	George Burrell, at Miami (38)
11/16/69	Bill Thompson, vs. Houston (57)
12/17/67	Nemiah Wilson, vs. Kansas City (70)
10/22/67	Nemiah Wilson, vs. San Diego (40)
9/3/67	Goldie Sellers, vs. Boston (24)
11/14/65	John Bramlett, at Houston (25)
11/7/65	Nemiah Wilson, vs. San Diego (65)
10/17/65	John Griffin, vs. Houston (44)
11/1/64	Tom Janik, at Kansas City (22)
10/6/63	Goose Gonsoulin, vs. San Diego (43)
11/22/62	Jim McMillin, vs. N.Y. Titans (59)
	(48 after lateral from Ed McDaniel)
10/5/62	John McGeeever, vs. Oakland (48)
10/5/62	Goose Gonsoulin, vs. Oakland (64)
9/30/62	Bob Zeman, at N.Y. Titans (30)
10/2/60	Bill Yelverton, vs. Oakland (20)
9/18/60	John Pyeatt, at Buffalo (40)

SAFETIES

MOST SAFETIES

Career

3	Rulon Jones, 1980-88
1	17 players (last: Demetris Veal, at S.D., 12/31/05)

Note: Denver has totaled 10 team safeties

Season

1	20 times (last: Veal, at S.D., 12/31/05)
---	--

FUMBLE RETURNS

LONGEST SCORING FUMBLE RETURN

88	Bob Swenson, at San Francisco, 11/18/79
86	Louis Wright, at Buffalo, 12/2/79
	(78 after lateral from Randy Gradishar)
80	Bill Thompson, vs. Oakland, 10/22/73
75	Jason Hunter, vs. Kansas City, 11/14/10
69	Bud McFadin, vs. N.Y. Titans, 11/22/62
64	Dennis Smith, vs. New England, 11/4/84
54	Robert Ayers, vs. Pittsburgh, 11/9/09
	Michael Brooks, vs. L.A. Raiders, 9/6/92
51	Alfred Williams, vs. Cincinnati, 9/21/97
50	Tim Crowder, vs. Pittsburgh, 10/21/07
	Ray Crockett, at Kansas City, 12/17/95

INDIVIDUAL RECORDS — RETURNS / SACKS / SCORING

MISCELLANEOUS RETURNS FOR TOUCHDOWNS (52)

11/14/10	Jason Hunter (F), vs. Kansas City (75 yards)
12/6/09	André Goodman (F), at Kansas City (30)
11/9/09	Robert Ayers (F), vs. Pittsburgh (54)
11/30/08	Vernon Fox (F), at N.Y. Jets (23)
9/21/08	Nate Webster (F), vs. New Orleans (34)
11/11/07	Nate Webster (F), at Kansas City (17)
10/21/07	Tim Crowder (F), vs. Pittsburgh (50)
9/22/02	Chester McGlockton (F), vs. Buffalo (24)
12/17/00	Jason Suttle (FKO), at Kansas City (0)
11/13/00	Ian Gold (BP), vs. Oakland (12)
9/17/00	Trevor Pryce (F), at Oakland (28)
12/19/99	Glenn Cadrez (F), vs. Seattle (37)
12/21/98	Rod Smith (F), at Miami (0)
11/2/97	Darius Johnson (FKO), vs. Seattle (6)
9/21/97	Alfred Williams (F), vs. Cincinnati (51)
12/17/95	Ray Crockett (F), at Kansas City (50)
11/21/93	Derek Russell (F), vs. Pittsburgh (0)
9/6/92	Michael Brooks (F), vs. L.A. Raiders (54)
11/24/91	Warren Powers (F), at Seattle (22)
9/23/90	Karl Mecklenburg (F), vs. Seattle (2)
12/16/89	Karl Mecklenburg (F), at Phoenix (23)
11/12/89	Greg Kragen (F), at Kansas City (17)
11/16/86	Andre Townsend (F), vs. Kansas City (7)
9/7/86	Ken Woodard (F), vs. L.A. Raiders (12)
11/17/85	Louis Wright (BFG), vs. San Diego (60)
11/4/84	Dennis Smith (F), vs. New England (64)
10/15/84	Louis Wright (F), vs. Green Bay (27)
10/15/84	Steve Foley (F), vs. Green Bay (22)
10/7/84	Rulon Jones (F), at Detroit (5)
11/13/83	Barney Chavous (F), at L.A. Raiders (0)
9/14/80	Bill Thompson (F), vs. Dallas (32)
12/2/79	Louis Wright (F*), at Buffalo (86)
11/18/79	Bob Swenson (F), at San Francisco (88)
11/11/79	Rob Nairne (BP), vs. New England (22)
11/11/79	Rubin Carter (F), vs. New England (2)
10/14/79	Bill Thompson (F*), at Kansas City (2)
12/3/78	Randy Gradishar (F), at Oakland (30)
11/5/78	Bill Thompson (F), vs. N.Y. Jets (4)
11/7/76	Randy Polt (F***), vs. Tampa Bay (26)
9/26/76	Calvin Jones (F), vs. Cleveland (43)
11/23/75	Paul Smith (F), at Atlanta (38)
9/21/75	Jack Dolbin (F), vs. Kansas City (2)
10/22/73	Bill Thompson (F), vs. Oakland (80)
11/27/66	John Bramlett (BFG), vs. San Diego (86)
10/17/65	John Griffin (BP), vs. Houston (10)
9/24/65	John Bramlett (F), at Boston (0)
11/8/64	Jim McMillin (F), vs. San Diego (0)
11/1/64	Ed Cooke (F), at Kansas City (46)
10/13/63	Bud McFadin (F), vs. Houston (6)
12/9/62	Jim McMillin (F), at Dallas (9)
11/22/62	Bud McFadin (F), vs. N.Y. Titans (69)
12/10/61	Charles Gavin (BP), at Dallas (23)

F—fumble; FKO—fumble on kickoff; BP—blocked punt; BFG—blocked field goal; *lateral from Gradishar;

lateral from Swenson; *lateral from Swenson.

SACKS

NOTE: SACKS BECAME AN OFFICIAL STATISTIC TRACKED BY THE NFL IN 1982. BRONCOS SACK TOTALS BEFORE 1982 DERIVED FROM PLAY-BY-PLAY ANALYSIS.

MOST SACKS

Career

97.5	Simon Fletcher, 1985-95
79.0	Karl Mecklenburg, 1983-94
75.0	Barney Chavous, 1973-85
73.5	Rulon Jones, 1980-88
64.5	Lyle Alzado, 1971-78
64.0	Trevor Pryce, 1997-2005
55.5	Paul Smith, 1968-78
52.5	Elvis Dumervil, 2006-11
44.0	Tom Jackson, 1973-86
43.0	Rich Jackson, 1967-72

Season

17.0	Elvis Dumervil, 2009
16.0	Simon Fletcher, 1992
13.5	Simon Fletcher, 1993
	Simon Fletcher, 1991
13.0	Rulon Jones, 1986
	Trevor Pryce, 1999
	Alfred Williams, 1996
	Karl Mecklenburg, 1985
	Lyle Alzado, 1974
12.5	Elvis Dumervil, 2007
	Rich Jackson, 1969

Game

4	Elvis Dumervil, vs. Cleveland, 9/20/09
	Simon Fletcher, at San Diego, 11/11/90
	Karl Mecklenburg, at Pittsburgh, 12/1/85
	Karl Mecklenburg, vs. New Orleans, 9/15/85
	Barney Chavous, at Seattle, 12/21/80
	Dave Costa, at Buffalo, 9/7/70
	Rich Jackson, at Cincinnati, 10/19/69

MOST SACKS BY A ROOKIE

Season

11.5	Von Miller, 2011
	Rulon Jones, 1980
10.0	Mike Croel, 1991
8.5	Elvis Dumervil, 2006
8.0	Lyle Alzado, 1971

Game

3.0	Dumervil, at Cleveland, 10/22/06
	Jones, vs. Oakland, 12/14/80
2.0	Seven times (last: Miller, at Green Bay, 10/2/11)

MOST MULTI-SACK GAMES

Career

20	Simon Fletcher, 1985-95
17	Elvis Dumervil, 2006-11
16	Barney Chavous, 1973-85
15	Paul Smith, 1968-78
13	Lyle Alzado, 1971-78
12	Trevor Pryce, 1997-05
11	Karl Mecklenburg, 1983-94
	Rulon Jones, 1980-88
10	Rich Jackson, 1967-72
9	Dave Costa, 1967-71

MOST CONSECUTIVE GAMES WITH SACK

*10	Simon Fletcher (games 10-16, 1992; games 1-3, '93)
8	Simon Fletcher (games 9-16, 1991)
7	Lyle Alzado (games 9-14, 1984; game 1, '85)
6	Elvis Dumervil (games 10-15, 2011)
	Rulon Jones (games 3-8, 1986)
	Rulon Jones (games 4-9, 1985)
	Barney Chavous (games 7-12, 1974)

* - NFL Record (tie)

SCORING

MOST TOUCHDOWNS SCORED

Career

71	Rod Smith, 1995-2007 (1 rush, 68 rec., 2 ret.)
65	Terrell Davis, 1995-2002 (60 rush, 5 rec.)
55	Shannon Sharpe, 1990-98, '02-03 (55 rec.)
54	Floyd Little, 1967-75 (43 rush, 9 rec., 2 ret.)
48	Sammy Winder, 1982-90 (39 rush, 9 rec.)
46	Ed McCaffrey, 1995-2003 (46 rec.)
45	Haven Moses, 1972-81 (1 rush, 44 rec.)
44	Riley Odoms, 1972-83 (2 rush, 41 rec., 1 ret.)
	Lionel Taylor, 1960-66 (44 rec.)
41	Mike Anderson, 2000-05 (36 rush, 5 rec.)

Season

23	Terrell Davis, 1998 (21 rush, 2 rec.)
17	Clinton Portis, 2002 (15 rush, 2 rec.)
15	Mike Anderson, 2000 (15 rush)
	Terrell Davis, 1997 (15 rush)
	Terrell Davis, 1996 (13 rush, 2 rec.)
14	Clinton Portis, 2003 (14 rush)
	Anthony Miller, 1995 (14 rec.)
	Sammy Winder, 1986 (9 rush, 5 rec.)
13	Four times (last: Anderson, 2005)

Game

5	Portis, vs. Kansas City, 12/7/03
4	Portis, vs. Kansas City, 12/15/02
	Anderson, at New Orleans, 12/3/00
3	28 times (last: Walker, at Pittsburgh, 11/5/06)

MOST TDs SCORED BY A ROOKIE

Season

17	Clinton Portis, 2002 (15 rush, 2 rec.)
15	Mike Anderson, 2000 (15 rush)
10	Jon Keyworth, 1974 (10 rush)
9	Knowshon Moreno, 2009 (7 rush, 2 rec.)

INDIVIDUAL RECORDS — SCORING / KICKING

MOST TDs SCORED BY A ROOKIE, SEASON, CONT.

8 Mike Bell, 2006 (8 rush)
Terrell Davis, 1995 (7 rush, 1 rec.)
Bobby Humphrey, 1989 (7 rush, 1 rec.)

Game
4 Portis, vs. Kansas City, 12/15/02 (3 rush, 1 rec.)
Anderson, at New Orleans, 12/3/00 (4 rush)
3 Davis, vs. Washington, 9/17/95 (2 rush, 1 rec.)
Keyworth, vs. Kansas City, 11/18/74 (3 rush)
2 Many times (last: Moreno, vs. Kansas City, 1/3/10)

MOST CONSECUTIVE GAMES SCORING, NON-KICKER

8 Terrell Davis, 1998
6 Terrell Davis, 1997-98; Vance Johnson, '87; Floyd Little, '72; Al Denson, '69; Lionel Taylor, '60-61

MOST POINTS SCORED

Career

1,786 Jason Elam, 1993-2007
742 Jim Turner, 1971-79
655 Rich Karlis, 1982-88
429 David Treadwell, 1989-92
428 Rod Smith, 1995-2007
408 Gene Mingo, 1960-64
399 Matt Prater, 2007-11
396 Terrell Davis, 1995-2002
336 Shannon Sharpe, 1990-98, '02-03
324 Floyd Little, 1967-75

Season

138 Terrell Davis, 1998
137 Gene Mingo, 1962
132 Jason Elam, 1995
129 Jason Elam, 2004
127 Jason Elam, 1998
124 Jason Elam, 2001
Jason Elam, 1997
123 Gene Mingo, 1960
122 Matt Prater, 2009
120 Three times (last: Elam, 2003)

Game

30 Portis, vs. Kansas City, 12/7/03
24 Portis, vs. Kansas City, 12/15/02
Anderson, at New Orleans, 12/3/00
21 Mingo, at L.A. Chargers, 12/10/60
20 Scarpitto, at Buffalo, 12/18/66
Mingo, vs. San Diego, 10/6/63
19 Mingo, vs. Oakland, 10/5/62
18 32 times (last: Walker, at Pittsburgh, 11/5/06)

MOST POINTS SCORED BY A ROOKIE

Season

123 Gene Mingo, 1960
120 David Treadwell, 1989
119 Jason Elam, 1993
102 Clinton Portis, 2002
92 Mike Anderson, 2000

Game

24 Portis, vs. Kansas City, 12/15/02
Anderson, at New Orleans, 12/3/00
21 Mingo, at L.A. Chargers, 12/10/60
18 Davis, vs. Washington, 9/17/95
Keyworth, vs. Kansas City, 11/18/74

KICKING

MOST PAT ATTEMPTS

Career

604 Jason Elam, 1993-2007
301 Jim Turner, 1971-79
254 Rich Karlis, 1982-88
136 David Treadwell, 1989-92
131 Matt Prater, 2007-11
126 Gene Mingo, 1960-64
95 Bobby Howfield, 1968-70
70 Fred Steinfert, 1979-81
58 Gary Kroner, 1965-67
20 Bob Humphreys, 1967-68

Season

58 Jason Elam, 1998
49 Jason Elam, 2000
46 Jason Elam, 1997
Jason Elam, 1996
45 Rich Karlis, 1986
44 Jason Elam, 2005
Rich Karlis, 1985
43 Jason Elam, 2002
42 Jason Elam, 2004
Jason Elam, 1993

Game

7 Prater, vs. Kansas City, 11/14/10
Elam, vs. Philadelphia, 10/30/05
6 12 times (last: Elam, vs. Kansas City, 12/7/03)

MOST PATs MADE

Career

601 Jason Elam, 1993-2007
283 Jim Turner, 1971-79
244 Rich Karlis, 1982-88
132 David Treadwell, 1989-92
129 Matt Prater, 2007-11
120 Gene Mingo, 1960-64
93 Bobby Howfield, 1968-70
68 Fred Steinfert, 1979-81
57 Gary Kroner, 1965-67
19 Bob Humphreys, 1967-68

Season

58 Jason Elam, 1998
49 Jason Elam, 2000
46 Jason Elam, 1997
Jason Elam, 1996
44 Rich Karlis, 1986
43 Jason Elam, 2005
42 Jason Elam, 2004
Jason Elam, 2002
41 Jason Elam, 1993
Rich Karlis, 1985

Game

7 Prater, vs. Kansas City, 11/14/10
Elam, vs. Philadelphia, 10/30/05
6 10 times (last: Elam, vs. Kansas City, 12/7/03)

MOST PATs MADE BY A ROOKIE

Season

41 Jason Elam, 1993
39 David Treadwell, 1989
33 Gene Mingo, 1960
30 Bobby Howfield, 1968
18 Bob Humphreys, 1967

HIGHEST PAT PERCENTAGE

Career (min. 30 attempts)

.995 Jason Elam, 1993-2007 (601-604)
.985 Matt Prater, 2007-11 (129-131)
.983 Gary Kroner, 1965-67 (57-58)
.979 Bobby Howfield, 1968-70 (93-95)
.971 Fred Steinfert, 1979-81 (68-70)
.971 David Treadwell, 1989-92 (132-136)
.961 Rich Karlis, 1982-88 (244-254)
.952 Gene Mingo, 1960-64 (120-126)
.940 Jim Turner, 1971-79 (283-301)

Season (min. 14 attempts)

1.000 24 times [last: Matt Prater, 2011 (30-30)]

MOST CONSECUTIVE PATs MADE

371 Jason Elam (9th gm. in '93 - 11th '02)
131 Jason Elam (11th gm. in '02 - 13th '05)
82 Rich Karlis (5th gm. '86 - 9th '88)
Jim Turner (1st gm. '71 - 9th '73)

INDIVIDUAL / TEAM RECORDS — KICKING / MISCELLANEOUS

MOST FIELD GOALS ATTEMPTED

Career

490	Jason Elam, 1993-2007
232	Jim Turner, 1971-79
193	Rich Karlis, 1982-88
127	David Treadwell, 1989-92
118	Gene Mingo, 1960-64
112	Matt Prater, 2007-11
79	Bobby Howfield, 1968-70
64	Fred Steinfort, 1979-81
56	Gary Kroner, 1965-67
22	Dick Guesman, 1964

Season

39	Gene Mingo, 1962
38	Jason Elam, 1995
	Rich Karlis, 1985
	Jim Turner, 1971
37	Jason Elam, 1994

Game

7	Karlis, at San Diego, 10/2/88
	Mingo, vs. San Diego, 10/6/63
6	Elam, at Kansas City, 11/16/97
	Elam, vs. Buffalo, 9/3/95
	Steinfort, vs. Oakland, 9/6/81
	Kroner, vs. Houston, 10/2/66
	Guesman, vs. Oakland, 11/29/64
5	18 times (last: Prater, at Kansas City, 9/28/08)

MOST FIELD GOALS MADE

Career

395	Jason Elam, 1993-2007
151	Jim Turner, 1971-79
137	Rich Karlis, 1982-88
99	David Treadwell, 1989-92
90	Matt Prater, 2007-11
72	Gene Mingo, 1960-64
43	Fred Steinfort, 1979-81
40	Bobby Howfield, 1968-70
29	Gary Kroner, 1965-67
8	Joe Nedney, 2000
	Bob Humphreys, 1967-68

Season

31	Jason Elam, 2001
	Jason Elam, 1995
30	Matt Prater, 2009
	Jason Elam, 1994
29	Jason Elam, 2004
	Jason Elam, 1999
27	Jason Elam, 2007
	Jason Elam, 2006
	Jason Elam, 2003
	David Treadwell, 1991
	David Treadwell, 1989
	Gene Mingo, 1962

Game

5	Elam, vs. Miami, 10/13/02
	Elam, at Kansas City, 11/16/97
	Elam, vs. Buffalo, 9/3/95
	Karlis, vs. Seattle, 11/20/83
	Mingo, vs. San Diego, 10/6/63
4	27 times (last: Prater, at Tennessee, 10/3/10)

MOST FIELD GOALS MADE BY A ROOKIE

Season

27	David Treadwell, 1989
26	Jason Elam, 1993
18	Gene Mingo, 1960
11	Rich Karlis, 1982
9	Bobby Howfield, 1968

Game

4	Elam, at N.Y. Jets, 9/5/93
	Treadwell, at Buffalo, 9/18/89
	Mingo, at L.A. Chargers, 12/10/60
	Mingo, vs. L.A. Chargers, 10/16/60
3	Five times (last: Elam, at L.A. Raiders, 1/2/94)

HIGHEST FIELD GOAL PERCENTAGE

Career (min. 20 attempts)

.806	Jason Elam, 1993-2007 (395-490)
.804	Matt Prater, 2007-11 (90-112)
.780	David Treadwell, 1989-92 (99-127)
.710	Rich Karlis, 1982-88 (137-193)
.672	Fred Steinfort, 1979-81 (43-64)
.651	Jim Turner, 1971-79 (151-232)
.610	Gene Mingo, 1960-64 (72-118)
.518	Gary Kroner, 1965-67 (29-56)
.506	Bobby Howfield, 1968-70 (40-79)
.400	Bob Humphreys, 1967-68 (8-20)

Season (min. 10 attempts)

.931	Jason Elam, 2006 (27-29)
.889	Matt Prater, 2010 (16-18)
.871	Jason Elam, 2007 (27-31)
	Jason Elam, 2003 (27-31)
.861	Jason Elam, 2001 (31-36)
.857	Matt Prater, 2009 (30-35)
.853	Jason Elam, 2004 (29-34)
.852	Jason Elam, 1998 (23-27)
.846	Rich Karlis, 1982 (11-13)
.840	Rich Karlis, 1983 (21-25)

HIGHEST FIELD GOAL PERCENTAGE BY A ROOKIE

Season (min. 15 attempts)

.818	David Treadwell, 1989 (27-33)
.743	Jason Elam, 1993 (26-35)
.643	Gene Mingo, 1960 (18-28)
.500	Bobby Howfield, 1968 (9-18)
.467	Bob Humphreys, 1967 (7-15)

LONGEST FIELD GOALS

*63	Jason Elam, vs. Jacksonville, 10/25/98
59	Matt Prater, vs. Chicago, 12/11/12
59	Matt Prater, vs. New York Jets, 10/17/10
57	Fred Steinfort, vs. Washington, 10/13/80
56	Matt Prater, at Kansas City, 9/28/08
	Jason Elam, at Houston, 11/26/95
55	Matt Prater, vs. Tampa Bay, 10/5/08
	Jason Elam, vs. Miami, 10/13/02
	Jason Elam, at San Diego, 11/7/99
	Fred Steinfort, at Seattle, 12/21/80
	Fred Steinfort, vs. Dallas, 9/14/80

* - NFL record (tie)

MOST CONSECUTIVE GAMES WITH FIELD GOAL

18	Jason Elam (1st in '06 - 2nd in '07)
16	Jason Elam (12th in '02 - 11th in '03)
15	Matt Prater (last 9 in '09 - first 6 in '10)
	Rich Karlis (13th in '84 - 11th in '85)
13	Jason Elam (6th in '01 - 2nd in '02)

MOST CONSECUTIVE FIELD GOALS MADE

19	Jason Elam (last 17 in '06 - first 2 in '07)
	Jason Elam (last 1 in '97 - first 18 in '98)
18	Matt Prater (last 8 in '09 - first 6 in '10)
15	Jason Elam (last 15 in '07)
13	Rich Karlis (last 4 in '84 - first 9 in '85)

MOST CONSECUTIVE GAMES SCORING

236	Jason Elam, 1993-2007
69	Rich Karlis, 1984-88

WINNING TRADITION

SUPER BOWL WINS

2	1997 (XXXII), 1998 (XXXIII)
---	-----------------------------

AMERICAN FOOTBALL CONFERENCE CHAMPIONSHIPS

6	1977, 1986, 1987, 1989, 1997, 1998
---	------------------------------------

AFC WESTERN DIVISION TITLES

11	1977, 1978, 1984, 1986, 1987, 1989, 1991, 1996, 1998, 2005, 2011
----	--

PLAYOFF BERTHS

18	1977, 1978, 1979, 1983, 1984, 1986, 1987, 1989, 1991, 1993, 1996, 1997, 1998, 2000, 2003, 2004, 2005, 2011
----	--

WINNING SEASONS

24	1973, 1974, 1976, 1977, 1978, 1979, 1981, 1983, 1984, 1985, 1986, 1987, 1989, 1991, 1993, 1996, 1997, 1998, 2000, 2002, 2003, 2004, 2005, 2006
----	--

TEAM RECORDS — STREAKS

STREAKS

MOST WINS, ONE SEASON

14	1998
13	2005
	1996
	1984
12	1997
	1991
	1977
11	2000
	1989
	1986
	1985

MOST CONSECUTIVE WINS

14	1997-98 (last one of '97, first 13 of '98)
10	1984 (games 3-12)
9	1996 (games 5-13)
8	1985-1986 (last two of '85, first six of '86)
	1976-1977 (last two of '76, first six of '77)
6	2011 (games 8-13)
	2009 (games 1-6)
	2000 (games 9-14)
	1997 (games 1-6)
	1991-92 (last four of '91, first two of '92)
	1977 (games 1-6)

MOST CONSECUTIVE GAMES WITHOUT LOSS

14	1997-98 (last one of '97, first 13 of '98)
10	1984 (games 3-12)
9	1996 (games 5-13)
8	1985-86 (last two of '85, first six of '86)
	1976-77 (last two of '76, first six of '77)
7	1973 (games 5-11)
6	2011 (games 8-13)
	2009 (games 1-6)
	2000 (games 9-14)
	1997 (games 1-6)
	1991-92 (last four of '91, first two of '92)
	1977 (games 1-6)

MOST CONSECUTIVE LOSSES

11	11/3/63 through 10/4/64
9	9/10/67 through 11/12/67
7	11/21/65 through 9/25/66
	11/11/62 through 9/14/63
	10/29/61 through 12/10/61

MOST CONSECUTIVE GAMES WITHOUT WIN

14	10/13/63 through 10/4/64
9	9/10/67 through 11/12/67
8	11/29/70 through 10/10/71
	10/30/60 through 12/17/60
7	11/11/62 through 9/14/63
	10/29/61 through 12/10/61

MOST CONSECUTIVE HOME WINS

24	9/1/96 through 12/27/98
13	12/12/04 through 10/15/06
12	10/16/83 through 11/18/84
9	10/16/88 through 10/15/89
8	12/1/91 through 11/15/92
	9/6/81 through 12/13/81
7	12/16/90 through 11/3/91
	11/6/77 through 10/16/78
6	Four times (last: 11/19/07 through 10/5/08)

MOST CONSECUTIVE HOME LOSSES

7	9/24/67 through 9/29/68
6	10/13/63 through 10/4/64
5	11/21/82 through 9/25/83
	11/7/65 through 9/25/66
	10/28/62 through 9/7/63

MOST CONSECUTIVE HOME GAMES WITHOUT WIN

7	11/1/70 through 10/10/71
	9/24/67 through 9/29/68
6	10/13/63 through 10/4/64
5	11/21/82 through 9/25/83
	11/7/65 through 9/25/66
	10/28/62 through 9/7/63

MOST CONSECUTIVE ROAD WINS

7	12/12/76 through 12/4/77
6	9/20/98 through 11/29/98
5	10/23/11 through 12/4/11
	12/1/85 through 10/12/86
	9/16/84 through 11/11/84
4	9/24/06 through 11/12/06
	9/29/96 through 11/24/96

MOST CONSECUTIVE ROAD LOSSES

12	11/9/63 through 9/11/65
6	10/10/10 through 12/19/10
	10/12/92 through 12/27/92
	11/4/90 through 9/8/91
	12/11/66 through 10/29/67
	12/5/65 through 10/30/66
	9/16/61 through 12/10/61

MOST CONSECUTIVE ROAD GAMES WITHOUT WIN

17	12/2/62 through 9/11/65
6	10/10/10 through 12/19/10
	10/12/92 through 12/27/92
	11/4/90 through 9/8/91
	12/11/66 through 10/29/67
	12/5/65 through 10/30/66
	9/16/61 through 12/10/61

MOST CONSECUTIVE POSTSEASON WINS

7	12/27/97 through 1/31/99
2	1/7/90 through 1/14/90
	1/10/88 through 1/17/88
	1/4/87 through 1/11/87
	12/24/77 through 1/1/78

MOST CONSECUTIVE POSTSEASON LOSSES

5	1/15/78 through 12/30/84
3	12/31/00 through 1/9/05
	1/12/92 through 1/4/97

MOST CONSECUTIVE POSTSEASON HOME WINS

6	1/4/87 through 1/4/92
4	12/27/97 through 1/14/06

MOST CONSECUTIVE POSTSEASON HOME LOSSES

1	Three times (last: vs. Pittsburgh, 1/22/06)
---	---

MOST CONSECUTIVE POSTSEASON ROAD WINS

2	1/4/98 through 1/11/98
---	------------------------

MOST CONSECUTIVE POSTSEASON ROAD LOSSES

4	12/31/00 through 1/14/12
3	12/30/78 through 12/24/83

MOST CONSECUTIVE PRESEASON WINS

9	8/22/81 through 8/20/83
7	8/14/76 through 8/20/77
6	9/4/99 through 8/11/01

MOST CONSECUTIVE PRESEASON LOSSES

6	8/17/68 through 8/16/69
	8/5/60 through 8/12/61
5	8/21/65 through 8/12/66
	8/25/61 through 8/18/62

MOST CONSECUTIVE PRESEASON HOME WINS

10	7/26/97 through 8/31/01
6	8/22/81 through 8/20/83

MOST CONSECUTIVE PRESEASON HOME LOSSES

4	8/7/65 through 8/28/66
3	8/17/68 through 8/16/69

MOST CONSECUTIVE PRESEASON ROAD WINS

4	8/10/02 through 8/16/03
	9/2/77 through 8/19/78

MOST CONSECUTIVE PRESEASON ROAD LOSSES

7	8/25/90 through 8/16/93
6	8/30/68 through 8/29/70
	8/5/60 through 8/12/61

TEAM RECORDS — SCORING / KICKING / OFFENSE

SCORING

MOST POINTS SCORED

Season

501	1998
485	2000
472	1997
395	2005
392	2002
391	1996
388	1995
381	2004
	2003
380	1985

Game

50	vs. San Diego, 10/6/63
49	vs. Kansas City, 11/14/10
	vs. Philadelphia, 10/30/05
48	vs. Tampa Bay, 11/7/76
	at Houston, 10/14/73
46	vs. N.Y. Jets, 9/19/76
45	Six times (last: vs. Kansas City, 12/7/03)

LARGEST MARGIN OF VICTORY

43	vs. N.Y. Jets, 9/19/76 (46-3)
37	at Phoenix, 12/16/89 (37-0)
	vs. Oakland, 10/5/62 (44-7)
35	vs. San Diego, 12/21/97 (38-3)
	vs. New England, 11/11/79 (45-10)
	vs. Tampa Bay, 11/7/76 (48-13)
34	vs. Kansas City, 12/9/07 (41-7)
	vs. Cleveland, 10/15/00 (44-10)
	vs. Carolina, 11/9/97 (34-0)
	at New England, 10/8/95 (37-3)
	vs. Detroit, 11/1/87 (34-0)

MOST POINTS, ONE HALF

38	vs. Seattle, 11/26/89 (first)
	vs. New England, 11/11/79 (first)
	vs. Tampa Bay, 11/7/76 (second)
35	vs. Kansas City, 11/14/10 (first)
	vs. Philadelphia, 10/4/98 (first)
	vs. Dallas, 9/13/98 (first)
	vs. Minnesota, 11/18/84 (first)
34	vs. Atlanta, 9/10/00 (first)
33	vs. San Diego, 10/6/63 (second)
32	vs. N.Y. Titans, 11/22/62 (second)

MOST POINTS, ONE QUARTER

28	vs. Philadelphia, 10/4/98 (first)
26	at N.Y. Jets, 12/3/67 (second)
24	vs. San Diego, 9/14/08 (second)
	vs. Jacksonville, 10/25/98 (second)
	vs. San Diego, 12/21/97 (second)
	vs. N.Y. Jets, 9/1/96 (second)
	vs. Washington, 9/17/95 (second)
	vs. Seattle, 11/26/89 (second)
	vs. New England, 11/11/79 (first)
	vs. Tampa Bay, 11/7/76 (fourth)
	vs. San Diego, 10/6/63 (fourth)
	vs. Buffalo, 11/27/60 (fourth)

MOST TOUCHDOWNS SCORED

Season

62	1998
58	2000
55	1997
47	1996
46	2005
45	2002, 1987, 1986, 1985
42	2008, 2004, 2003, 1995, 1993, 1984

Game

7	vs. Kansas City, 11/14/10
	vs. Philadelphia, 10/30/05
6	14 times (last: vs. Kansas City, 12/7/03)

FEWEST POINTS SCORED

Season

148	1982 (players' strike; nine-game season)
196	1966
203	1971
240	1964
251	1961
253	1970
254	1975
255	1968
256	1967
262	1992

Game (times Denver shut out: 9)

0	at L.A. Raiders (24-0), 11/22/92
	at Philadelphia (30-0), 9/20/92
	at New Orleans (42-0), 11/20/88
	at Chicago (27-0), 9/9/84
	at San Diego (23-0), 10/8/78
	at San Diego (17-0), 12/15/74
	at Kansas City (16-0), 12/6/70
	at Oakland (51-0), 9/10/67
	at San Diego (37-0), 10/29/61
2	at Kansas City (34-2), 9/22/68

LARGEST MARGIN OF DEFEAT

52	vs. Kansas City, 9/7/63 (59-7)
51	at Oakland, 9/10/67 (51-0)
46	vs. Kansas City, 10/23/66 (56-10)
45	vs. Oakland 10/24/10 (59-14)
43	at Kansas City, 10/29/67 (52-9)

KICKING

MOST FIELD GOALS MADE

Season

31	2001, 1995
30	2009, 1994
29	2004, 1999
28	2003, 1997
27	2007, 2006, 1991, 1989, 1962

Game

5	vs. Miami, 10/13/02
	at Kansas City, 11/16/97
	vs. Buffalo, 9/3/95
	vs. Seattle, 11/20/83
4	28 times (last: at Tennessee, 10/3/10)

HIGHEST PERCENTAGE ON PAT ATTEMPTS

1.000	20 times (last: 2011, 30 of 30)
-------	---------------------------------

TOTAL OFFENSE

MOST TOTAL PLAYS

Season

1,152	1985
1,115	2000
1,092	1996
1,077	1988
1,071	1989
1,070	2004
	1987
1,068	1997
1,062	1981
1,060	1993

Game

95	at Green Bay (at Milwaukee), 9/20/87 (OT)
88	at Seattle, 10/29/78 (OT)
86	at Chicago, 12/12/76
	vs. San Diego, 11/30/75 (OT)
84	vs. Oakland, 10/16/95
	at Kansas City, 12/4/94 (OT)
	at L.A. Raiders, 10/28/84 (OT)
	vs. Boston, 12/3/61
83	vs. San Diego, 11/19/00; at Phoenix, 12/16/89; at Seattle, 12/8/79; at Houston, 12/20/64; at Houston, 11/20/60

TEAM RECORDS — OFFENSE / RUSHING

MOST YARDS TOTAL OFFENSE

Season

6,554	2000 (2,311 rush/4,243 pass)
6,333	2008 (1,862/4,471)
6,332	2004 (2,333/3,999)
6,092	1998 (2,468/3,624)
6,090	2002 (2,266/3,824)
6,040	1995 (1,995/4,045)
5,872	1997 (2,378/3,494)
5,791	1996 (2,362/3,429)
5,766	2005 (2,539/3,227)
5,624	1987 (1,970/3,654)

Game

567	vs. Atlanta, 10/31/04 (68 rush/499 pass)
564	at Cleveland, 11/6/08 (123/441)
	vs. Philadelphia, 10/30/05 (255/309)
548	vs. Baltimore, 10/20/96 (222/326)
543	vs. N.Y. Jets, 9/19/76 (251/292)
538	at Seattle, 11/26/00 (301/237)
536	vs. San Diego, 11/19/00 (93/433)
532	vs. Buffalo, 12/21/08 (181/351)
	vs. Kansas City, 11/18/74 (73/459)
522	at San Diego, 11/29/87 (175/347)

HIGHEST AVERAGE GAIN PER PLAY

Season

6.21	2008 (1,019-6,333)
5.92	2004 (1,070-6,332)
5.88	2000 (1,115-6,554)
5.85	1998 (1,041-6,092)
5.76	2002 (1,057-6,090)
5.70	1995 (1,060-6,040)
5.68	2007 (976-5,541)
5.60	2005 (1,030-5,766)
5.50	1997 (1,068-5,872)
5.48	2010 (1,018-5,582)

Game

9.53	vs. Dallas, 9/13/98 (54-515)
8.33	vs. Kansas City, 12/7/03 (61-508)
7.94	at Cleveland, 11/6/08 (71-564)
7.83	vs. Philadelphia, 10/30/05 (72-564)
7.77	vs. New England, 12/17/72 (62-482)
7.76	vs. Arizona, 12/29/02 (58-450)
7.73	vs. Kansas City, 9/21/75 (55-425)
7.66	vs. Atlanta, 10/31/04 (74-567)
7.66	vs. Arizona, 11/5/95 (53-406)

FEWEST YARDS TOTAL OFFENSE

Season

2,837	1982 (players' strike; nine-game season) (1,018 rush/1,819 pass)
2,947	1967 (1,265/1,682)
3,168	1966 (1,173/1,995)
3,332	1964 (1,311/2,021)
3,811	1961 (1,091/2,720)
3,827	1970 (1,802/2,025)
3,906	1977 (2,043/1,863)
3,971	1968 (1,614/2,357)
3,995	1963 (1,508/2,487)
4,136	1976 (1,932/2,204)

Game

-5	at Oakland, 9/10/67 (48 rush/-53 pass)
26	at Houston, 9/3/66 (33/-7)
82	at Philadelphia, 9/20/92 (52/30)
128	at Washington, 10/12/92 (26/102)
130	at Chicago, 9/9/84 (53/77)
131	vs. Buffalo, 12/13/64 (47/84)
132	vs. Boston, 10/4/64 (53/79)
139	at Pittsburgh, 9/4/83 (138/1)
148	at Kansas City, 12/6/70 (76/72)
152	vs. Oakland, 9/3/78 (144/8)

RUSHING

MOST RUSHES

Season

601	1978
554	1989
546	2011
543	2003
542	2005
534	2004
525	1998
	1996
	1979
523	1977

Game

60	vs. San Diego, 11/30/75 (OT)
59	at Kansas City, 9/24/78 (OT)
	at Chicago, 12/12/76
57	at Seattle, 10/29/78 (OT)
	at Cleveland, 10/24/71
55	at Kansas City, 11/13/11
	vs. San Diego, 10/17/71
54	at Indianapolis, 12/21/03
53	at Kansas City, 11/20/77
51	at San Diego, 11/27/11
	at Oakland, 10/17/04
	vs. Green Bay, 10/17/99

MOST YARDS RUSHING

Season

2,632	2011
2,629	2003
2,539	2005
2,468	1998
2,451	1978
2,378	1997
2,362	1996
2,333	2004
2,311	2000
2,266	2002

Game

356	at Chicago, 12/12/76
328	vs. San Diego, 11/30/75 (OT)
301	at Seattle, 11/26/00
299	at Oakland, 11/6/11
292	at Oakland, 11/24/74
283	at New Orleans, 12/3/00
280	at Cleveland, 10/24/71
278	at Seattle, 10/29/78 (OT)
272	at Cincinnati, 10/19/69
270	vs. Kansas City, 12/7/03

HIGHEST AVERAGE GAIN PER RUSH

Season

4.96	2002 (457-2,266)
4.84	2003 (543-2,629)
4.82	2011 (546-2,632)
4.81	2008 (387-1,862)
4.70	1998 (525-2,468)
4.68	2005 (542-2,539)
4.57	1997 (520-2,378)
4.56	2007 (429-1,957)
4.53	1995 (440-1,995)
4.50	1996 (525-2,362)

Game (min. 10 rushes)

9.52	vs. Chicago, 11/23/03 (21-200)
9.00	at San Diego, 12/28/08 (10-90)
8.44	vs. Kansas City, 12/7/03 (32-270)
8.13	vs. New England, 12/18/11 (31-252)
8.09	vs. Arizona, 12/29/02 (32-259)
7.88	vs. Seattle, 12/19/99 (33-260) (OT)
7.73	vs. Houston, 10/18/92 (22-170)
7.67	at Oakland, 11/6/11 (39-299)
7.66	vs. Cincinnati, 9/21/97 (29-222)
7.63	at N.Y. Giants, 11/5/72 (24-183)

TEAM RECORDS — RUSHING / PASSING

MOST RUSHING TOUCHDOWNS

Season

26	1998
25	2005
21	2002
	2000
20	2003
	1996
	1985
	1974
19	1994
	1990

Game

5	vs. Kansas City, 12/7/03
4	Seven times (last: vs. San Francisco, 12/23/00)

FEWEST YARDS RUSHING

Season

1,018	1982 (players' strike; nine-game season)
1,091	1961
1,173	1966
1,195	1960
1,265	1967
1,298	1962
1,311	1964
1,470	1994
1,500	1992
1,508	1963

Game

13	at Oakland, 10/22/72
14	vs. Miami, 11/2/08
19	at Tennessee, 10/3/10
20	at Dallas, 12/10/61
26	at Washington, 10/12/92
27	vs. Pittsburgh, 11/9/09
	at Buffalo, 9/15/62
28	vs. New England, 11/4/84
	vs. Kansas City, 10/23/66
29	vs. Oakland, 11/28/63

PASSING

MOST PASS ATTEMPTS

Season

626	1994
620	2008
617	1985
594	1995
581	1988
580	2010
569	2000
568	1961
559	1962
558	2009

Game

59	at Green Bay, 10/10/93
58	vs. San Diego, 11/19/00
57	vs. Indianapolis, 9/26/10
56	vs. Kansas City, 1/3/10
	at L.A. Raiders, 12/26/82
	at Boston, 9/21/62
	at Buffalo, 9/15/62
55	vs. Atlanta, 10/31/04
	at Houston, 12/20/64
54	at Baltimore, 9/30/02
	at N.Y. Titans, 9/24/61
	vs. Houston, 11/6/60

MOST COMPLETIONS

Season

388	1994
386	2008
359	2002
354	2000
350	1995
	1993
341	2009
334	2010
329	1985
327	1996

Game

37	vs. Indianapolis, 9/26/10
36	vs. San Diego, 9/14/08
	vs. San Diego, 11/19/00
	vs. San Diego, 9/4/94
35	at Tennessee, 10/3/10
	vs. New England, 10/11/09
	at Baltimore, 9/30/02
	at Houston, 12/20/64
34	vs. Oakland, 11/11/02
33	at San Diego, 12/28/08
	at Green Bay, 10/10/93

HIGHEST COMPLETION PERCENTAGE

Season

.648	2002 (359-554)
.633	2007 (326-515)
.633	1993 (350-553)
.623	2008 (386-620)
.622	2000 (354-569)
.620	1994 (388-626)
.611	2009 (341-558)
.611	2001 (312-511)
.610	1996 (327-536)
.600	2005 (279-465)

Game (min. 10 attempts)

.917	at L.A. Raiders, 11/2/86 (11-12)
.875	vs. San Diego, 9/27/81 (21-24)
.870	vs. Kansas City, 12/10/78 (20-23)
.824	at Indianapolis, 12/21/03 (14-17)
.808	at Tennessee, 12/25/04 (21-26)
.800	vs. Kansas City, 12/7/08 (32-40)
.783	at New England, 10/27/02 (18-23)
	vs. San Diego, 9/4/94 (36-46)
	vs. Minnesota, 11/18/84 (18-23)
.780	vs. San Diego, 10/6/96 (32-41)

MOST YARDS PASSING (NET YARDS)

Season

4,471	2008
4,243	2000
4,045	1995
4,038	2010
4,017	1994
3,999	2004
3,824	2002
3,768	1993
3,691	1988
3,654	1987

Game

499	vs. Atlanta, 10/31/04
472	vs. Indianapolis, 9/26/10
459	vs. Kansas City, 11/18/74
443	vs. San Diego, 11/19/00
441	at Cleveland, 11/6/08
431	vs. Oakland, 12/14/80
428	vs. Kansas City, 1/3/10
	at Buffalo, 9/15/62
396	at Oakland, 10/22/72
385	at Seattle, 12/20/85

FEWEST YARDS PASSING (NET YARDS)

Season

1,682	1967
1,819	1982 (players' strike; nine-game season)
1,863	1977
1,995	1966
2,021	1964
2,025	1970
2,065	1971
2,204	1976
2,328	1974
2,357	1968

TEAM RECORDS — PASSING

FEWEST YARDS PASSING (NET YARDS), CONT.

Game

-53	at Oakland, 9/10/67
-7	at Houston, 9/3/66
1	at Pittsburgh, 9/4/83
6	vs. N.Y. Jets, 11/15/64
8	vs. Oakland, 9/3/78
	vs. San Diego, 11/30/75 (OT)
18	at N.Y. Jets, 12/3/67
20	at Houston, 11/14/65
30	at Philadelphia, 9/20/92
33	vs. San Diego, 10/7/79

MOST TOUCHDOWN PASSES THROWN

Season

32	1998
28	2000
27	2004
	1997
	1995
	1993
	1981
26	2001
	1996
25	2010
	2008

Game

5	vs. Kansas City, 11/14/10
	vs. San Diego, 11/19/00
	vs. Minnesota, 11/18/84
	vs. Buffalo, 10/28/62
4	24 times (last: vs. San Diego, 9/14/08)

MOST INTERCEPTIONS THROWN

Season

45	1961
40	1962
35	1960
34	1975
32	1964
30	1966
	1965
29	1992
	1963
28	1970

Game

8	at Houston, 12/2/62
6	vs. San Diego, 9/21/80
	vs. San Diego, 11/30/75 (OT)
	at San Diego, 9/24/72
	at Houston, 11/26/61
	vs. Buffalo, 11/19/61
	at Green Bay (at Milwaukee), 9/26/71
5	16 times (last: vs. N.Y. Jets, 10/3/99)

BEST INTERCEPTION AVOIDANCE PERCENTAGE

Season

.015	2005 (7-465)
.018	1993 (10-553)
.021	2010 (12-580)
.021	1994 (13-626)
.021	2000 (12-569)
.021	1997 (11-513)
.023	2009 (13-558)
.024	1995 (14-594)
.026	1991 (12-459)
.029	1998 (14-491)

HIGHEST AVERAGE GAIN PER ATTEMPT

Season

8.23	1981 (485-3,992)
8.09	1974 (329-2,660)
7.85	2004 (521-4,089)
7.85	2000 (569-4,464)
7.76	1998 (491-3,808)
7.55	1972 (384-2,900)
7.47	2002 (554-4,139)
7.43	2010 (580-4,307)

7.34 1993 (553-4,061)

7.33 2008 (620-4,545)

HIGHEST AVERAGE GAIN PER COMPLETION

Season

15.79	1968 (179-2,826)
14.94	1976 (168-2,510)
14.77	1969 (192-2,835)
14.60	1967 (150-2,190)
14.46	1974 (184-2,660)
14.43	1972 (201-2,900)
14.18	1963 (217-3,076)
14.16	1966 (166-2,351)
13.90	1977 (163-2,265)
13.81	1981 (289-3,992)

FEWEST TIMES DENVER PASSER SACKED

Season

12	2008
15	2004
22	1971
23	2005
24	1982 (players' strike; nine-game season)
	1965
25	2003
	1998
26	1995
27	1973

MOST TIMES DENVER PASSER SACKED

Season

63	1963
61	1981
	1964
58	1967
55	1994
	1983
52	1992
51	1969
50	1977
48	1978
	1976

Game

11	vs. Oakland, 11/5/67
	vs. Buffalo, 12/13/64
10	at Oakland, 10/31/76
	at Oakland, 12/8/75
9	at Chicago, 10/2/83
8	vs. Oakland, 10/30/77; vs. Kansas City, 10/1/72;
	vs. Boston, 10/4/64

MOST YARDAGE LOST ON SACKS

Season

590	1963
520	1964
508	1967
469	1968
461	1981
439	1983
402	1977
382	1992
366	1994
359	1975

Game

95	vs. Oakland, 11/5/67
84	vs. Buffalo, 12/13/64
78	vs. Kansas City, 12/14/68
	vs. Boston, 9/29/63
77	at Boston, 9/21/62
74	at Oakland, 12/8/75
72	at L.A. Raiders, 12/26/82
71	at Chicago, 10/2/83
67	vs. L.A. Raiders, 10/18/93
63	vs. Kansas City, 10/1/72

TEAM RECORDS — FIRST DOWNS / PUNTING

FIRST DOWNS

MOST FIRST DOWNS

Season

383	2000
357	2002
354	2008
351	2004
347	1998
346	1994
344	1995
340	1997
339	1985
338	1988

Game

34	vs. San Diego, 9/14/08 vs. San Diego, 11/19/00 vs. Kansas City, 11/18/74
32	at Cincinnati, 10/22/00
31	vs. Seattle, 12/27/98 vs. Seattle, 12/1/96 at San Diego, 11/29/87 vs. Houston, 10/6/85 vs. N.Y. Jets, 9/19/76
30	Four times (last: vs. Kansas City, 1/3/10)

MOST FIRST DOWNS RUSHING

Season

145	2005
138	1997
135	1998
134	1996
133	2003
132	1987
130	1979
129	2011
	1978
127	2004

Game

19	at Chicago, 12/12/76 vs. San Diego, 11/30/75 (OT)
18	vs. N.Y. Jets, 11/20/05
17	at Seattle, 10/29/78 (OT)
16	at Kansas City, 10/27/85 vs. N.Y. Giants, 10/26/80 at Kansas City, 9/24/78 (OT) at Boston, 9/24/65
15	Five times (last: at New Orleans, 12/3/00)

MOST FIRST DOWNS PASSING

Season

223	2008
	2000
205	1995
204	2010
202	1994
199	2002
196	1988
192	1985
187	2007
	1993

Game

25	vs. Kansas City, 11/24/74
24	vs. San Diego, 12/3/00
23	at Houston, 12/20/64
22	vs. Oakland, 12/14/80
21	vs. Kansas City, 1/3/10 vs. New England, 10/11/09 vs. Atlanta, 10/31/04
20	vs. Indianapolis, 9/26/10 at San Diego, 12/28/08 vs. San Diego, 9/14/08 at Buffalo, 9/15/62

MOST FIRST DOWNS BY PENALTY

Season

43	1994
41	1986
40	2004
39	2003
38	1983
36	2000
	1988
35	1993
34	1985
	1981

Game

11	vs. Houston, 10/6/85
7	at Kansas City, 9/19/99 at Kansas City, 11/16/98 vs. L.A. Raiders, 9/7/86
6	vs. Oakland, 9/12/11 vs. Green Bay, 10/29/07 (OT) vs. San Francisco, 12/23/00 at Kansas City, 11/16/97 vs. Houston, 9/7/64
5	21 times (last: vs. Oakland, 11/23/08)

FEWEST FIRST DOWNS

Season

170	1982 (players' strike; nine-game season)
171	1966
172	1967
207	1964
217	1971
	1970
	1968
219	1961
223	1977
230	1963

Game

0	at Houston, 9/3/66
3	at Oakland, 9/10/67
4	at Philadelphia, 9/20/92
7	at Washington, 10/12/92 at Kansas City, 12/6/70 vs. Buffalo, 12/13/64
8	Six times (last: at Tampa Bay, 9/26/99)

PUNTING

MOST PUNTS

Season

105	1967
101	2011
96	1984
	1978
	1968
94	1985
91	1977
89	1979
87	1983
	1970

Game

12	at Buffalo, 10/25/81 vs. Cincinnati, 10/6/68 at Oakland, 9/10/67
11	at Seattle, 11/30/92 (OT) vs. Seattle, 10/20/85 (OT)
10	Seven times (last: at Baltimore, 9/11/83)

FEWEST PUNTS

Season

45	1982 (players' strike; nine-game season)
46	2008
54	1995
55	2002
60	2007
	1997
	1990
	1972
	1962
62	2000

TEAM RECORDS — PUNTING / RETURNS

FEWEST PUNTS, CONT.

Game	
0	vs. Buffalo, 12/21/08 vs. San Diego, 11/16/03 at Minnesota 11/4/90 vs. Dallas, 10/8/61
1	22 times (last: at Green Bay, 10/2/11)

HIGHEST PUNTING AVERAGE

Season	
47.4	2011 (101-4,783)
46.7	2008 (46-2,150)
46.5	1999 (84-3,908)
46.2	1998 (67-3,097)
45.2	1966 (77-2,878)
45.1	1973 (69-3,114)
45.0	1982 (45-2,026)
(players' strike; nine-game season)	
44.9	1967 (105-4,713)
44.7	2001 (82-3,668)
44.6	2010 (86-3,835)

Game (min. 4 punts)

57.2	vs. L.A. Raiders, 9/26/88 (5-286) (OT)
56.6	vs. Seattle, 11/24/84 (5-283)
56.2	at Arizona, 12/12/10 (5-281)
55.8	vs. Cincinnati, 9/18/11 (6-335)
55.8	vs. San Diego, 12/16/90 (5-279)
55.0	at New England, 10/27/91 (5-275)
54.4	at Oakland, 9/20/98 (5-272)
54.3	at Arizona, 9/23/01 (4-217)
	vs. Minnesota, 10/31/99 (4-217)
54.2	at Oakland, 10/10/99 (5-271)

LOWEST PUNTING AVERAGE

Season	
35.1	1976 (84-2,945)
36.4	1978 (96-3,494)
37.3	1960 (70-2,610)
39.0	2002 (55-2,145)
39.2	1977 (91-3,563)
39.3	1986 (86-3,376)
39.4	1961 (80-3,149)
39.6	2000 (62-2,455)
39.9	1989 (80-3,188)
39.9	1975 (63-2,515)

HIGHEST NET PUNTING AVERAGE (SINCE 1976)

Season	
40.2	2011 (101-4,058)
38.5	1990 (60-2,313)
38.1	1997 (60-2,283)
38.0	2005 (73-2,771)
37.9	1988 (68-2,574)
37.8	2008 (46-1,740)
37.8	1982 (45-1,699)
(players' strike; nine-game season)	
37.7	1992 (85-3,203)
37.6	1998 (67-2,516)
37.3	1995 (54-2,012)

Game (min. 4 punts)

52.8	vs. L.A. Raiders, 9/26/88 (5-264) (OT)
52.3	vs. San Diego, 11/11/01 (6-314)
52.3	at Houston, 12/4/77 (4-209)
51.2	vs. San Diego, 12/16/90 (5-256)
51.0	vs. Cincinnati, 9/18/11 (6-306)
48.8	at Minnesota, 12/4/11 (6-293)
48.3	vs. San Francisco, 9/19/82 (6-290)
47.0	vs. Seattle, 11/25/84 (5-235)
46.9	vs. New England, 10/16/05 (7-328)
46.8	vs. Pittsburgh, 10/12/03 (6-281)

PUNT RETURNS

MOST PUNT RETURNS

Season	
63	1970
58	1977
54	1999

53	1988
51	1981
	1978
	1976
49	1996
48	1987
	1986

Game

8	vs. Chicago, 12/11/11 vs. San Diego, 12/27/87 vs. Baltimore, 10/22/78 vs. San Diego, 11/30/75 (OT) at Kansas City, 10/6/74 at Buffalo, 9/20/70
7	Eight times (last: vs. Miami, 12/12/04)

MOST PUNT RETURN YARDS

Season	
712	1977
640	1976
596	2011
583	1996
582	1978
556	1970
555	1997
552	1986
486	1987
474	1974

Game

168	vs. Carolina, 11/9/97
167	vs. Pittsburgh, 11/6/77
150	vs. San Diego, 12/27/88
128	vs. Oakland, 9/12/11 vs. San Francisco, 9/19/82 at N.Y. Jets, 12/3/67
126	vs. Cleveland, 9/26/76
125	vs. St. Louis, 9/14/97
121	at Buffalo, 9/20/70
116	at Houston, 11/14/65

HIGHEST PUNT RETURN AVERAGE

Season	
14.5	1982 (21-305) (players' strike; nine-game season)
13.5	1997 (41-555)
13.5	1967 (26-351)
13.1	2001 (31-405)
12.9	1963 (30-387)
12.7	2011 (47-596)
12.5	1976 (51-640)
12.3	1977 (58-712)
12.2	1969 (37-450)
11.9	1996 (49-583)

MOST PUNT RETURN TOUCHDOWNS

Season	
4	1976
3	1997
2	2011, 2003, 1986, 1982
1	15 times (last: 2009)

Game

2	vs. Carolina, 11/9/97 vs. Cleveland, 9/26/76
1	24 times (last: at San Diego, 10/19/09)

KICKOFF RETURNS

MOST KICKOFF RETURNS

Season	
78	1963
76	1964
75	1994
71	2008
	1965
67	2001
	1960
66	2000
	1990
	1961

TEAM RECORDS — KICK RETURNS / FUMBLES

MOST KICKOFF RETURNS, CONT.

Game	
10	at Arizona, 12/12/10 at Indianapolis, 10/31/88 vs. Boston, 10/4/64 at San Diego, 12/22/63
9	at Buffalo, 12/24/11 at San Diego, 12/28/08 at Kansas City, 12/18/83 at Boston, 10/18/63 vs. Kansas City, 9/7/63
8	18 times (last: at Oakland, 12/19/10)

MOST KICKOFF RETURN YARDS

Season	
1,801	1963
1,758	1964
1,731	1965
1,576	2001
1,558	1966
1,550	2008
1,547	1960
1,523	1994
1,518	1967
1,501	1961

Game	
295	vs. Boston, 10/4/64
289	vs. Kansas City, 9/7/63
272	at Arizona, 12/12/10
238	at Kansas City, 10/8/63
226	at Indianapolis, 10/31/88
217	at San Diego, 10/29/61
216	at Houston, 9/3/66
215	at San Diego, 10/29/61
211	at Minnesota, 11/4/90
208	vs. Boston, 11/11/62 at Boston, 9/21/62

HIGHEST KICKOFF RETURN AVERAGE

Season	
26.9	1966 (58-1,588)
25.3	1967 (60-1,518)
24.5	2011 (39-956)
24.5	1975 (59-1,446)
24.4	1965 (71-1,731)
24.3	2010 (59-1,435)
24.2	1998 (58-1,402)
23.9	1996 (50-1,195)
23.6	1969 (56-1,323)
23.5	2001 (67-1,576)

MOST KICKOFF RETURN TOUCHDOWNS

Season	
3	1966
1	2010, 2009, 2000, 1998, 1972, 1963, 1961

Game	
1	10 times (last: vs. San Diego, 1/2/11)

FUMBLES

MOST BRONCOS FUMBLES

Season	
36	1984
	1966
35	1979
34	1988
	1983
	1963
33	1999
	1961
32	1960
31	1991

Game	
6	vs. Washington, 11/18/01 vs. Philadelphia, 10/29/89 vs. Cleveland, 10/19/75 at Boston, 11/6/66 vs. L.A. Chargers, 10/16/60
5	15 times (last: vs. Detroit, 10/30/11)

MOST BRONCOS FUMBLES LOST

Season	
20	1961
19	1983
18	1994
	1993
	1981
	1979
17	Seven times (last: 2011)
Game	
5	vs. Cleveland, 10/19/75 vs. Chicago, 9/30/73
4	Eight times (last: at Indianapolis, 10/31/88)

FEWEST BRONCOS FUMBLES

Season	
15	2009
	1969
17	1998
18	2008
19	2005
21	2002
	1973
23	2004
	1976
	1974
	1970

FEWEST BRONCOS FUMBLES LOST

Season	
6	2003
	1998
7	2002
8	2001
	1985
	1969
	1964
9	2005, 2004, 1973

MOST OPPONENT FUMBLES

Season	
46	1983
44	1984
43	1989
40	1964
37	1975
36	1990
	1981
	1971
35	1987, 1970, 1966

Game	
7	vs. Green Bay, 10/15/84 vs. Seattle, 11/20/83 at Oakland, 10/4/81 vs. Buffalo, 12/13/64
6	10 times (last: at Pittsburgh, 11/5/06)

MOST OPPONENT FUMBLES RECOVERED

Season	
24	1984
23	1981
22	1989
21	1964
20	1983
	1971
	1963
19	1987, 1979, 1962
Game	
6	at Buffalo, 12/2/79
5	vs. Seattle, 12/13/81 at Boston, 11/6/66 vs. Buffalo, 12/13/64 at Oakland, 10/14/62
4	11 times (last: at L.A. Raiders, 10/28/84) (OT)

TEAM RECORDS — FUMBLES / TURNOVERS / PENALTIES

FEWEST OPPONENT FUMBLES

Season	
15	2008
17	1982 (players' strike; nine-game season)
19	2011
20	1995
22	2010
	1985
	1974
23	2002
	1988
	1976
	1967

FEWEST OPPONENT FUMBLES RECOVERED

Season	
7	2008
	1982 (players' strike; nine-game season)
8	2010
	2004
9	2011
	1996
10	1991
11	2003
	1999
	1998
	1974

TURNOVERS

MOST TAKEAWAYS

Season	
55	1984 (31 INT / 24 FUM)
53	1964 (32 INT / 21 FUM)
47	1987 (28 INT / 19 FUM)
	1983 (27 INT / 20 FUM)
46	1981 (23 INT / 23 FUM)
	1962 (27 INT / 19 FUM)
44	2000 (27 INT / 17 FUM)
	1978 (31 INT / 13 FUM)
	1960 (27 INT / 17 FUM)
43	1989 (21 INT / 22 FUM)

Game	
10	at Detroit, 10/7/84 (7 INT / 3 FUM)

FEWEST TAKEAWAYS

Season	
13	2008 (6 INT / 7 FUM)
18	2011 (9 INT / 9 FUM)
	2010 (10 INT / 8 FUM)
19	1982 (12 INT / 7 FUM) (players' strike; nine-game season)
20	2004 (12 INT / 8 FUM)
	2003 (9 INT / 11 FUM)
21	1995 (8 INT / 13 FUM)
22	2002 (9 INT / 13 FUM)
	1972 (10 INT / 12 FUM)
25	1990 (10 INT / 15 FUM)

MOST GIVEAWAYS

Season	
*65	1961 (45 INT / 20 FUM)
54	1962 (40 INT / 14 FUM)
52	1960 (35 INT / 17 FUM)
48	1975 (34 INT / 14 FUM)
47	1966 (30 INT / 17 FUM)
46	1965 (30 INT / 16 FUM)
43	1992 (29 INT / 14 FUM)
	1963 (28 INT / 15 FUM)
41	1983 (22 INT / 19 FUM)
	1979 (23 INT / 18 FUM)
	1970 (28 INT / 13 FUM)

* - NFL Record

Game	
9	at Houston, 12/2/62 (8 INT / 1 FUM)
	vs. Buffalo, 11/19/61 (6 INT / 3 FUM)

FEWEST GIVEAWAYS

Season	
16	2005 (7 INT / 9 FUM)
20	1998 (14 INT / 6 FUM)
21	1997 (11 INT / 10 FUM)
23	2009 (13 INT / 10 FUM)
24	2003 (18 INT / 6 FUM)
25	2000 (12 INT / 13 FUM)
	1991 (12 INT / 13 FUM)
27	2010 (12 INT / 15 FUM)
	2002 (20 INT / 7 FUM)
	2001 (19 INT / 8 FUM)
	1977 (12 INT / 15 FUM)

CONSECUTIVE GAMES WITH A TAKEAWAY

36	1982-84 (2nd game '82 through 12th game '84)
----	--

CONSECUTIVE GAMES WITHOUT A GIVEAWAY

4	2005 (3rd through 6th)
---	------------------------

BEST TAKEAWAY RATIO

Season	
+21	1984 (55 Takeaways / 34 Giveaways)
+20	2005 (36/16)
+19	2000 (44/25)
+13	1964 (53/40)
+12	1977 (39/27)
+11	1989 (43/32)
	1987 (47/36)
	1967 (41/30)
+10	2001 (37/27)
	1998 (30/20)
	1997 (31/21)
	1978 (44/34)

Game	
+8	at Oakland, 10/16/77 (8 Takeaways / 0 Giveaways)

WORST TAKEAWAY RATIO

Season	
-25	1961 (40 Takeaways / 65 Giveaways)
-17	2008 (13/30)
	1982 (19/36)
-16	1975 (32/48)
	1966 (31/47)
-12	2011 (18/30)
	1992 (31/43)
	1972 (22/34)
-9	2010 (18/27)
	2004 (20/29)
	1995 (21/30)
	1980 (28/37)

Game	
-9	vs. Buffalo, 11/19/61 (0 Takeaways / 9 Giveaways)

PENALTIES

MOST PENALTIES

Season	
132	1978
116	1997
	1979
115	1998
114	1999
112	1993
109	1996
	1995
108	1990
107	2003

Game	
15	vs. Tampa Bay, 11/7/76
14	at Kansas City, 9/20/93
	vs. Oakland, 10/17/76
	at N.Y. Jets, 10/28/73
13	at San Diego 9/24/95
	at Green Bay, 10/10/93
	at Seattle, 10/22/89 (OT)
	at Seattle, 12/8/79

TEAM RECORDS — PENALTIES / THIRD DOWNS / DEFENSE

MOST YARDS PENALIZED

Season

1,092	1978
1,023	1998
1,006	1997
	1979
986	1976
949	1996
944	2010
922	2003
917	2001
910	1986

Game

160	vs. Tampa Bay, 11/7/76
148	at Seattle, 10/14/01
146	at Kansas City, 12/16/01 (OT)
134	vs. Pittsburgh, 11/6/77
132	at Oakland, 10/17/76
130	vs. N.Y. Titans, 11/22/62
128	at Minnesota, 10/26/87
	at Seattle, 12/8/79
124	vs. Cleveland, 12/14/03 (OT)
123	at N.Y. Jets, 10/28/73
	at Oakland, 11/9/69

FEWEST PENALTIES

Season

48	1967
54	1982 (players' strike; nine-game season)
	1960
60	1961
64	1962
65	1963
66	1966
67	2006
	1971
69	1965

Game

0	vs. Kansas City, 9/17/06 (OT)
	at Chicago, 12/18/93
	vs. Kansas City, 12/16/67
1	17 times (last: vs. Tennessee, 9/25/11)

FEWEST YARDS PENALIZED

Season

478	2006
501	1960
512	1967
516	1982 (players' strike; nine-game season)
548	1963
560	1961
594	1989
610	2007
613	1962
632	1974

Game

0	vs. Kansas City, 9/17/06 (OT)
	at Chicago, 12/18/93
	vs. Kansas City, 12/17/67
	at Boston, 9/21/62
5	vs. Kansas City, 12/7/08
	at Arizona, 12/17/06
	vs. Atlanta, 10/16/88
	at Kansas City, 10/27/85
	vs. Kansas City, 9/7/63
	vs. Boston, 11/11/62
	vs. Dallas, 10/30/60

THIRD DOWNS (SINCE 1972)

MOST THIRD DOWN ATTEMPTS

Season

252	1985
-----	------

MOST THIRD DOWN CONVERSIONS

Season

112	1996
-----	------

HIGHEST THIRD DOWN PERCENTAGE

Season

.489	1996 (112-229)
------	----------------

TOTAL DEFENSE

FEWEST POINTS ALLOWED

Season

148	1977
198	1978
206	1976
226	1989
	1982 (players' strike; nine-game season)
235	1991
241	1984
258	2005
262	1979
264	1970

Game (List of Denver Shutouts: 17)

Denver 24, N.Y. Jets 0, 11/20/05
Denver 34, Carolina 0, 11/9/97
Denver 27, Oakland 0, 10/16/95
Denver 12, at Cleveland 0, 9/27/92
Denver 37, at Phoenix 0, 12/16/89
Denver 12, at San Diego 0, 10/2/88
Denver 24, San Diego 0, 12/27/87
Denver 34, Detroit 0, 11/1/87
Denver 21, Kansas City 0, 10/23/84
Denver 17, at Oakland 0, 10/4/81
Denver 7, San Diego 0, 10/7/79
Denver 10, Cincinnati 0, 9/2/79
Denver 7, St. Louis 0, 9/18/77
Denver, 17, at San Diego 0, 11/14/76
Denver 26, San Diego 0, 10/3/76
Denver 27, Cleveland 0, 10/24/71
Denver 13, San Diego 0, 11/2/69

FEWEST TOUCHDOWNS ALLOWED

Season

18	1977
21	1978
22	1991
25	1989
	1982 (players' strike; nine-game season)
	1976
26	1984
27	1993
28	1970
29	2006

FEWEST FIELD GOALS ALLOWED

Season

8	1977
12	1976
13	1995
	1961
14	2005
	1998
	1997
	1987
	1965
15	1981
	1979
	1967
	1963

FEWEST TOTAL PLAYS ALLOWED

Season

616	1982 (players' strike; nine-game season)
825	1971
838	1970
847	1963
850	1965
871	1966
872	1973
876	1972
899	1961
901	1975

TEAM DEFENSIVE RECORDS — TOTAL / RUSHING

FEWEST TOTAL PLAYS ALLOWED, CONT.

Game	
37	at Indianapolis, 12/21/03
40	at Jacksonville, 9/19/04 vs. San Diego, 11/16/03 vs. San Diego, 10/6/63
42	vs. Green Bay, 12/30/90 vs. San Diego, 11/30/75 (OT)
43	vs. N.Y. Jets, 11/20/05 vs. Indianapolis, 1/2/05
44	at Oakland, 9/24/00 at Boston, 9/24/65 vs. Boston, 9/29/63

FEWEST TOTAL YARDS ALLOWED

Season	
3,169	1982 (935 rush/2,234 pass) (players' strike; nine-game season)
3,705	1970 (1,351/2,354)
3,734	1976 (1,709/2,025)
3,775	1977 (1,531/2,244)
3,819	1971 (1,834/1,985)
3,851	1972 (1,668/2,183)
4,006	1975 (1,974/2,032)
4,235	1973 (1,795/2,440)
4,297	1965 (1,337/2,960)
4,391	1974 (1,808/2,583)

Game	
60	at Cleveland, 10/24/71 (24 rush/36 pass)
66	vs. Chicago, 12/5/71 (73/-7)
70	vs. San Diego, 11/2/69 (50/20)
92	vs. New England, 11/11/79 (58/34)
96	vs. San Diego, 11/16/03 (40/56)
101	at Phoenix, 12/16/89 (22/79)
121	vs. Kansas City, 10/4/70 (88/33)
123	vs. San Diego, 11/30/75 (59/64) (OT) at Philadelphia, 10/31/71 (46/77)
128	vs. Indianapolis, 10/15/89 (44/84) at San Diego, 11/14/76 (33/95)

LOWEST AVERAGE YIELD PER PLAY

Season	
4.01	1977 (931-3,775)
4.14	1976 (919-3,734)
4.38	1978 (1,016-4,448)
4.39	1972 (876-3,851)
4.42	1970 (838-3,705)
4.45	1975 (901-4,006)
4.51	1989 (977-4,407)
4.62	1971 (825-3,819)
4.65	1974 (945-4,391)
4.70	1979 (1,033-4,852)

Game	
1.12	vs. Chicago, 12/5/71 (59-66)
1.25	vs. San Diego, 11/2/69 (56-70)
1.30	at Cleveland, 10/24/71 (46-60)
1.61	vs. New England, 11/11/79 (57-92)
2.06	at Phoenix, 12/16/89 (49-101)
2.16	vs. Kansas City, 10/4/70 (56-121)
2.25	at San Diego, 11/14/76 (57-128)
2.30	vs. Buffalo, 9/25/77 (56-129)

RUSHING DEFENSE

FEWEST RUSHES ALLOWED

Season	
293	1982 (players' strike; nine-game season)
344	2005 2000
345	1996
356	1998
379	2003 2002
381	1997
384	1965
396	2004

Game

8	vs. N.Y. Jets, 11/20/05
9	at New Orleans, 12/3/00 vs. Cleveland, 10/15/00 at New England, 11/17/96
10	at San Diego, 12/29/87 at San Diego, 10/12/86
11	at Jacksonville, 10/2/05 vs. Green Bay, 10/17/99 at N.Y. Jets, 12/3/67
12	at Indianapolis, 12/21/03 at Detroit, 12/25/99 vs. Kansas City, 10/27/96 at Phoenix, 12/16/89

FEWEST RUSHING YARDS ALLOWED

Season	
935	1982 (players' strike; nine-game season)
1,287	1998
1,331	1996
1,337	1965
1,351	1970
1,363	2005
1,418	1993
1,489	2002
1,492	2001
1,512	2004

Game

0	at Kansas City, 12/19/65
12	at Jacksonville, 10/2/05
16	vs. Kansas City, 12/9/07
17	at New England, 11/17/96
18	vs. Pittsburgh, 9/27/70
19	vs. N.Y. Jets, 11/20/05
20	at San Diego, 10/2/88
21	at New Orleans, 12/3/00 vs. Green Bay, 10/17/99 vs. Oakland, 10/16/95

LOWEST AVERAGE YIELD PER RUSH

Season	
3.19	1982 (293-935) (players' strike; nine-game season)
3.26	1977 (470-1,531)
3.30	1970 (409-1,351)
3.37	1979 (502-1,693)
3.45	1976 (496-1,709)
3.48	1965 (384-1,337)
3.57	1993 (397-1,418)
3.60	1978 (549-1,979)
3.62	1998 (356-1,287)
3.67	2001 (406-1,492)

Game (min. 10 rushes)

0.00	at Kansas City, 12/19/65 (20-0)
0.64	vs. Pittsburgh, 9/27/70 (28-18)
0.94	vs. Kansas City, 12/9/07 (17-16)
1.10	at Jacksonville, 10/2/05 (11-12)
1.29	at Miami, 12/21/98 (28-36)
1.47	vs. Cincinnati, 12/14/69 (19-28)
1.50	at San Diego, 11/14/76 (22-33)
1.54	at San Diego, 10/2/88 (13-20)
1.60	at Cleveland, 10/24/71 (15-24)
1.62	vs. Oakland, 10/16/95 (13-21)

FEWEST RUSHING TOUCHDOWNS ALLOWED

Season	
5	1996 1977
6	1993
7	1970
8	1998 1991
	1982 (players' strike; nine-game season)
9	2001
10	Seven times (last: 2005)

TEAM DEFENSIVE RECORDS — PASSING

PASSING DEFENSE

FEWEST PASS ATTEMPTS ALLOWED

Season	
307	1982 (players' strike; nine-game season)
348	1975
356	1971
379	1970
387	1973
	1960
391	1976
396	1966
397	1972
408	1963

Game	
10	at Kansas City, 9/24/78 (OT)
12	vs. Oakland, 11/23/08
	at Oakland, 10/19/97
	at Kansas City, 10/18/81
13	at Minnesota, 11/4/90
14	at Cincinnati, 10/22/00
	vs. N.Y. Giants, 11/15/92
	vs. Oakland, 10/30/77
	at New England, 11/28/76
	at Kansas City, 11/27/69
	at Houston, 11/20/60

FEWEST COMPLETIONS ALLOWED

Season	
150	1971
172	1982 (players' strike; nine-game season)
181	1975
189	1960
191	1970
192	1966
194	1961
202	1973, 1965, 1962

Game	
2	at Cincinnati, 10/22/00
	at Chicago, 12/12/76
5	at Green Bay, 9/26/71
	vs. Dallas, 10/8/61
6	Four times (last: at Minnesota, 11/4/90)
7	13 times (last: vs. Green Bay, 10/17/99)

LOWEST COMPLETION PCT. ALLOWED

Season	
.421	1971 (150-356)
.448	1961 (194-433)
.459	1965 (202-440)
.466	1967 (214-459)
.478	1962 (202-423)
.485	1966 (192-396)
.488	1960 (189-387)
.489	19164 (215-440)
.500	1963 (204-408)
.504	1970 (191-379)
Game (min. 10 attempts)	
.118	at Chicago, 12/12/76 (2-17)
.143	at Cincinnati, 10/22/00 (2-14)
.226	vs. Chicago, 12/5/71 (7-31)
.259	at Cleveland, 10/24/71 (7-27)
.263	at Green Bay (at Milwaukee), 9/26/71 (5-19)
.281	vs. Seattle, 10/20/85 (9-32) (OT)
.286	vs. Buffalo, 12/13/64 (6-21)
.289	vs. N.Y. Jets, 11/15/64 (11-38)
.292	vs. L.A. Raiders, 9/6/92 (7-24)
.294	vs. Dallas, 10/8/61 (5-17)

FEWEST PASSING YARDS ALLOWED (NET YARDS)

Season	
1,985	1971
2,025	1976
2,032	1975
2,183	1972
2,234	1982 (players' strike; nine-game season)
2,244	1977
2,354	1970
2,440	1973
2,469	1978
2,515	1966

FEWEST PASSING YARDS ALLOWED (NET YARDS), CONT.

Game	
-7	vs. Chicago, 12/5/71
14	at Cincinnati, 10/22/00
18	at Kansas City, 12/6/70
33	vs. Kansas City, 10/4/70
34	vs. New England, 11/11/79
36	at Cleveland, 10/24/71
39	vs. N.Y. Giants, 11/15/92
	vs. Dallas, 10/8/61
42	at Oakland, 9/27/09
48	vs. Baltimore, 9/20/81

FEWEST TOUCHDOWN PASSES ALLOWED

Season	
8	1976
9	1978
11	1979
	1977
12	1991
13	2006, 1989, 1981
14	1982 (players' strike; nine-game season),
	1975, 1974

MOST OPPONENT PASSES INTERCEPTED

Season	
32	1964
31	1984, 1978
28	1987, 1967
27	2000, 1983, 1962, 1960
26	1961

Game	
7	at Detroit, 10/7/84
	at Oakland, 10/16/77
6	vs. Boston, 9/3/67
	at Houston, 11/14/65
	vs. N.Y. Jets, 11/15/64
	at Buffalo, 9/18/60
5	10 times (last: vs. New England, 10/28/01)

HIGHEST PCT. OF OPPONENT PASSES INTERCEPTED

Season	
.073	1964 (32-440)
.071	1978 (31-438)
.070	1960 (27-387)
.064	1962 (27-423)
.061	1987 (28-456)
.061	1976 (24-391)
.061	1967 (28-459)
.060	1961 (26-433)
.059	1977 (25-426)
.057	1965 (25-440)

MOST YARDS ON INTERCEPTION RETURNS

Season	
510	1984
491	1977
483	1962
465	1965
459	1964
452	1976
439	1998
417	1960
413	1967
403	1987

Game	
162	vs. Baltimore, 11/27/77
133	at Buffalo, 9/18/60
128	at N.Y. Jets, 12/3/67
126	at Oakland, 11/13/05
123	at Oakland, 9/20/98
117	vs. Oakland, 10/5/62
111	vs. San Diego, 12/27/87
	at Detroit, 10/7/84
110	vs. Kansas City, 10/9/77
108	vs. Cincinnati, 9/1/91
	vs. Dallas, 10/5/86

MOST INTERCEPTIONS RETURNED FOR TOUCHDOWN

Season	
5	2000, 1997
Game	
2	vs. Kansas City, 9/10/89
	vs. Tampa Bay, 11/7/76
	vs. Oakland, 10/5/62

TEAM DEFENSIVE RECORDS — PASSING / SPECIAL TEAMS

MOST SACKS

Season

57 1984
52 1991
50 1999
1992
1970
49 1986
47 1998
1989
1985
46 1993

Game

10 at Cincinnati, 10/19/69
9 vs. N.Y. Jets, 9/1/96
vs. Chicago, 12/5/71
vs. Buffalo, 11/19/61
8 vs. Seattle, 12/20/92
vs. Seattle, 11/26/89
vs. N.Y. Jets, 11/15/64
vs. Oakland, 11/29/64
7 10 times (last: vs. Pittsburgh, 10/12/03)

MOST YARDS ON SACKS

Season

459 1986
456 1970
447 1964
435 1971
430 1984
378 1985
374 1989
363 1969
357 1972
346 1991

Game

95 vs. N.Y. Jets, 11/15/64
86 vs. Seattle, 11/26/89
76 vs. Kansas City, 10/4/70
75 vs. New England, 12/17/72
73 at Cincinnati, 10/19/69
72 at Seattle, 12/21/80
at Houston, 10/14/73
71 vs. Jacksonville, 10/25/98
70 vs. Chicago, 12/5/71
vs. Atlanta, 10/18/70

LOWEST AVERAGE YIELD PER PASS ATTEMPT

Season

5.79 1976 (391-2,265)
6.00 1977 (426-2,556)
6.02 1997 (526-3,166)
6.03 1996 (566-3,413)
6.16 2003 (495-3,049)
6.19 1978 (438-2,712)
6.25 2005 (613-3,833)
6.32 2009 (510-3,222)
6.34 2002 (566-3,588)
6.35 1989 (504-3,201)

LOWEST AVERAGE YIELD PER COMPLETION

Season

9.97 2002 (360-3,588)
10.58 1976 (214-2,265)
10.81 2009 (298-3,222)
10.88 1977 (235-2,556)
10.92 1997 (290-3,166)
11.02 1978 (246-2,712)
11.05 2006 (327-3,612)
11.14 2005 (344-3,833)
11.22 1979 (296-3,321)
11.30 1996 (302-3,413)

SAFETIES

MOST SAFETIES OF OPPONENT

Season

3 1990
2 1999
1986
1982
1970
1967

Game

2 at Seattle, 1/2/83
1 28 times (last: vs. Minnesota, 12/30/07) (OT)

PUNTING

LOWEST OPPONENT PUNTING AVERAGE

Season

39.0 1960 (67-2,611)
39.4 1982 (42-1,653)
40.5 1961 (77-3,120)
41.0 1989 (84-3,440)
41.1 1985 (94-3,868)
41.4 1990 (62-2,565)
41.4 1964 (59-2,441)
41.5 1984 (81-3,361)
41.5 1967 (65-2,699)
41.6 1980 (70-2,914)

Game (min. 4 punts)

24.6 at Dallas, 12/10/61 (5-123)
25.0 at Kansas City, 10/27/85 (5-125)
26.0 vs. Oakland, 11/22/99 (7-182) (OT)
27.3 at Cleveland, 10/1/89 (6-164)
30.0 at Kansas City, 10/20/02 (5-150) (OT)
vs. Buffalo, 11/27/60 (6-180)
30.3 at Minnesota, 9/11/78 (6-182) (OT)
30.4 at Houston, 10/26/69 (5-152)
31.0 at Kansas City, 12/18/83 (5-155)
31.4 vs. Houston, 11/6/60 (5-157)

PUNT RETURNS

LOWEST OPPONENT PUNT RETURN AVERAGE

Season

4.81 1978 (47-226)
5.48 1995 (25-137)
6.07 1991 (28-170)
6.13 1968 (46-282)
6.87 2006 (39-268)
7.03 1969 (35-246)
7.10 1994 (39-275)
7.23 1990 (22-159)
7.35 1977 (54-397)
7.38 2005 (36-266)
7.43 1970 (56-416)

FEWEST OPPONENT PUNTS RETURNED FOR TOUCHDOWN

Season

0 32 times (last: 2010)

KICKOFF RETURNS

LOWEST OPPONENT KICKOFF RETURN AVERAGE

Season

17.14 1961 (42-720)
17.44 1989 (72-1,256)
17.68 1991 (62-1,096)
17.76 1993 (63-1,119)
17.91 1983 (46-824)
19.12 1990 (69-1,319)
19.15 1987 (61-1,168)
19.54 1992 (13-254)
19.90 1988 (52-1,035)
19.94 1994 (70-1,396)

FEWEST OPPONENT KICKOFFS RETURNED FOR TOUCHDOWN

Season

0 35 times (last: 2011)

TEAM DEFENSIVE RECORDS / OPPONENT INDIVIDUAL RECORDS

FIRST DOWNS

FEWEST OPPONENT FIRST DOWNS

Season	
176	1982 (players' strike; nine-game season)
199	1970
206	1971
217	1977
222	1976
233	1961
234	1962
235	2004
239	1973
241	2003

Game

3	vs. San Diego, 11/30/75 (OT)
5	vs. San Diego, 11/16/03
	vs. Green Bay, 10/17/99
	at Chicago, 12/12/76
6	at Cleveland, 10/24/71
	vs. Oakland, 11/20/66
7	Six times (last: vs. Kansas City, 12/9/07)

FEWEST OPPONENT RUSHING FIRST DOWNS

Season	
53	1982 (players' strike; nine-game season)
67	1996
	1970
77	2003
	1977
80	2000
	1998
81	1991
82	2005
83	2004, 1997, 1961

Game

0	vs. Carolina, 11/9/97
	vs. Kansas City, 10/27/96
	vs. Oakland, 10/16/95
1	21 times (last: vs. Cleveland, 9/20/09)

FEWEST OPPONENT PASSING FIRST DOWNS

Season	
91	1971
104	1982 (players' strike; nine-game season)
	1976
106	1975
118	1970
120	1978
121	1973
122	1966
123	1977, 1972, 1960

Game

1	at Chicago, 12/12/76
	vs. San Diego, 11/30/75 (OT)
2	vs. San Diego, 11/16/03
	at Cincinnati, 10/22/00
	vs. Dallas, 10/8/61

FEWEST OPPONENT FIRST DOWNS BY PENALTY

Season	
11	2006
12	1968
13	1993, 1984
14	1991, 1989, 1970
15	1990, 1988, 1984, 1962

PENALTIES

MOST OPPONENT PENALTIES

Season	
139	2005
138	1983
137	2003
134	1994
130	1997
128	1993
126	1986
120	2004
119	1996
118	1979

MOST OPPONENT PENALTIES, CONT.

Game

20	vs. Oakland, 12/15/96
16	vs. Baltimore, 12/11/83
	vs. Chicago, 9/26/78
15	at Oakland, 11/6/11
	vs. Oakland, 9/12/11
	at Jacksonville, 10/2/05
	vs. Houston, 10/6/85
14	Six times (last: vs. New England, 11/3/03)

MOST OPPONENT PENALTY YARDS

Season

1,118	1997
1,096	1983
1,062	2004
1,034	1986
1,033	1979
1,031	2003
	1994
1,019	1993
1,016	1999
989	2005

Game

188	vs. Houston, 10/6/85
157	vs. Oakland, 12/15/96
147	vs. Chicago, 10/16/78
145	at Seattle, 12/8/79
140	at Houston, 10/26/69
137	at Kansas City, 11/16/98
134	at Seattle, 9/7/97
132	vs. Chicago, 9/30/73
131	vs. Oakland, 9/12/11
130	at Oakland, 11/6/11

THIRD DOWNS (SINCE 1972)

FEWEST OPPONENT THIRD DOWN ATTEMPTS

Season

132	1982 (players' strike; nine-game season)
183	1987

FEWEST OPPONENT THIRD DOWN CONVERSIONS

Season

48	1982 (players' strike; nine-game season)
61	2003

LOWEST OPPONENT THIRD DOWN PERCENTAGE

Season

.295	2003 (61-207)
------	---------------

INDIVIDUAL TOTAL OFFENSE

MOST YARDS TOTAL OFFENSE

(COMBINED PASSING AND RUSHING YARDS)

472	Matt Cassel, vs. Kansas City, 11/14/10 (469/3)
454	Aaron Brooks, at New Orleans, 12/3/00 (441/13)
448	Len Dawson, at Kansas City, 11/1/64 (435/13)
444	Aaron Rodgers, at Green Bay, 10/2/11 (308/36)
442	Ben Roethlisberger, at Pittsburgh, 11/5/06 (433/9)
	Kurt Warner, at St. Louis, 9/4/00 (441/1)
428	Dave Krieg, vs. Seattle, 11/20/83 (420/8)
421	Drew Brees, vs. New Orleans, 9/21/08 (421/0)
419	Cotton Davidson, at Oakland, 10/25/64 (419/0)
409	Joe Namath, vs. N.Y. Jets, 9/24/67 (409/0)

RUSHING

MOST CARRIES

37	LaDainian Tomlinson, at San Diego, 12/1/02 (OT)
36	Earl Campbell, vs. Houston, 11/2/80
35	Corey Dillon, at Cincinnati, 11/1/98
34	Larry Johnson, at Kansas City, 11/23/06
33	Justin Fargas, at Oakland, 12/2/07
	Shaun Alexander, at Seattle, 10/14/01
	Jerome Bettis, at L.A. Rams, 11/6/94
32	Jamal Lewis, at Baltimore, 10/26/03
31	Frank Gore, vs. San Francisco, 12/31/06 (OT)
	Dominic Rhodes, at Indianapolis, 1/6/02
	Curtis Martin, vs. N.Y. Jets, 10/3/99
	Mark van Eeghen, vs. Oakland, 10/30/77

OPPONENT INDIVIDUAL RECORDS

MOST RUSHING YARDS

278	Corey Dillon, at Cincinnati, 10/22/00
259	Jamaal Charles, vs. Kansas City, 1/3/10
227	Napoleon Kaufman, at Oakland, 10/19/97
220	LaDainian Tomlinson, at San Diego, 12/1/02 (OT)
218	Ahman Green, at Green Bay, 12/28/03
198	Larry Johnson, at Kansas City, 9/28/08
192	Curt Warner, at Seattle, 12/20/86
185	Billy Sims, vs. Detroit, 10/11/81
183	Jermaine Fazande, vs. San Diego, 1/2/00
	Paul Lowe, at San Diego, 12/22/63

HIGHEST AVERAGE GAIN PER RUSH (MIN. 8 ATT.)

14.70	Michael Turner, vs. San Diego, 10/7/07 (10-147)
12.64	Corey Dillon, at Cincinnati, 10/22/00 (22-278)
12.58	Abner Haynes, at Miami, 9/17/67 (12-151)
12.50	Booker Russell, vs. Oakland, 11/25/79 (8-100)
11.58	Ed Podolak, at Kansas City, 12/6/70 (12-139)
11.00	Dick Post, at San Diego, 10/20/68 (11-121)
10.90	Ahman Green, at Green Bay, 12/28/03 (20-218)
10.76	Paul Lowe, at San Diego, 12/22/63 (17-183)
10.73	Billy Cannon, vs. Houston, 11/5/61 (11-118)
10.63	Tyrone Wheatley, at Oakland, 11/30/03 (8-85)

LONGEST SCORING RUN

98	Ahman Green, at Green Bay, 12/28/03
83	Napoleon Kaufman, at Oakland, 10/19/97
82	Joe Delaney, at Kansas City, 10/18/81
79	Ki-Jana Carter, vs. Cincinnati, 9/21/97
77	Peter Warrick, at Cincinnati, 10/22/00
74	Michael Turner, vs. San Diego, 10/7/07
	Rodney Thomas, at Houston, 11/26/95
72	Walter Payton, at Chicago, 9/9/84
71	Jacoby Ford, at Oakland, 12/19/10
69	Curtis Clinton, at Dallas, 12/9/62

LONGEST NON-SCORING RUN

76	LaDainian Tomlinson, at San Diego, 12/1/02
	Walter Payton, Chicago, 10/16/78
	Willmer Fowler, Buffalo, 11/27/60
72	Darren Nelson, at Minnesota, 10/26/87
	Booker Russell, Oakland, 11/25/79
65	Larry Johnson, at Kansas City, 9/28/08
	Pete Johnson, at Cincinnati, 10/23/77
61	Chris Chambers, at Miami, 9/11/05
60	Napoleon Kaufman, at Oakland, 9/17/00
	Ed Podolak, vs. Kansas City, 10/4/70

MOST RUSHING TOUCHDOWNS

4	Curt Warner, at Seattle, 12/11/88
	Eric Dickerson, at Indianapolis, 10/31/88
	Chuck Muncie, at San Diego, 11/29/81

PASSING

MOST PASSES ATTEMPTED

60	Aaron Brooks, at New Orleans, 11/21/04
	Joe Namath, at N.Y. Jets, 12/3/67
56	Drew Bledsoe, at New England, 10/1/95
55	Tom Brady, at New England, 9/24/06
54	Ben Roethlisberger, at Pittsburgh, 11/5/06
	Joe Montana, vs. Kansas City, 10/17/94
	George Blanda, vs. Houston, 10/17/65
53	Matt Cassel, vs. Kansas City, 11/14/10
	Mark Brunell, vs. Washington, 10/9/05
	Rich Gannon, vs. Oakland, 11/13/00
	Craig Whelihan, at San Diego, 11/29/98

MOST PASSES COMPLETED

39	Drew Brees, vs. New Orleans, 9/21/08
38	Ben Roethlisberger, at Pittsburgh, 11/5/06
35	Rich Gannon, vs. Oakland, 12/30/01
34	Aaron Brooks, at New Orleans, 11/21/04
	Trent Green, vs. Kansas City, 12/7/03
34	Rich Gannon, vs. Oakland, 11/11/02
	Joe Montana, vs. Kansas City, 10/17/94
33	Matt Cassel, vs. Kansas City, 11/14/10
32	Peyton Manning, vs. Indianapolis, 10/29/06
	Kurt Warner, vs. St. Louis, 9/8/02

MOST YARDS PASSING

469	Matt Cassel, vs. Kansas City, 11/14/10
441	Aaron Brooks, at New Orleans, 12/3/00
	Kurt Warner, at St. Louis, 9/4/00
435	Len Dawson, at Kansas City, 11/1/64
433	Ben Roethlisberger, at Pittsburgh, 11/5/06
427	Cotton Davidson, at Oakland, 10/25/64
421	Drew Brees, vs. New Orleans, 9/21/08
420	Dave Krieg, vs. Seattle, 11/20/83
408	Aaron Rodgers, at Green Bay, 10/2/11
406	Dave Krieg, vs. Seattle, 11/25/84

HIGHEST COMPLETION PERCENTAGE (MIN. 10 ATTEMPTS)

.909	JaMarcus Russell, vs. Oakland, 11/23/08 (10-11)
.900	Pat Ryan, at N.Y. Jets, 10/20/86 (9-10)
.895	Rich Gannon, vs. Oakland, 11/11/02 (34-38)
.870	Bobby Hebert, at New Orleans, 11/20/88 (20-23)
.864	Dave Krieg, at Seattle, 12/11/88 (19-22)
.852	Jim Everett, vs. New Orleans, 12/24/94 (23-27)
.842	Trent Green, at Kansas City, 12/19/04 (16-19)
.833	Trent Diller, at Tampa Bay, 9/26/99 (15-18)
.821	Peyton Manning, vs. Indianapolis, 10/29/06 (32-39)
.818	Vance Evans, at Oakland, 12/24/95 (9-11)

MOST TOUCHDOWN PASSES

6	Len Dawson, at Kansas City, 11/1/64
5	John Hadl, vs. San Diego, 12/1/68
	George Blanda, vs. Houston, 10/2/66
	Cotton Davidson, at Oakland, 10/25/64
	Tom Flores, at Oakland, 12/15/63
	Johnny Green, vs. N.Y. Jets, 11/22/63

MOST PASSES HAD INTERCEPTED

7	Ken Stabler, at Oakland, 10/16/77
6	Babe Parilli, vs. Boston, 9/3/67
	George Blanda, at Houston, 11/14/65
5	Craig Whelihan, at San Diego, 11/29/98
	Wade Wilson, at Minnesota, 10/26/87
	Joe Namath, at N.Y. Jets, 10/13/68
	George Blanda, vs. Houston, 10/17/65
	Babe Parilli, at Boston, 11/20/64
	George Blanda, at Houston, 12/2/62
	Tommy O'Connell, at Buffalo, 9/18/60

LONGEST SCORING PASS PLAY

92	Len Dawson to Tom Brooker, vs. Dallas, 11/18/62
	Jack Lee to Bill Groman, at Houston, 11/20/60
91	Donovan McNabb to Terrell Owens, vs. Philadelphia, 10/30/05
	Jack Kemp to Keith Lincoln, vs. San Diego, 11/12/61
86	Steve Bartkowski to William Andrews, vs. Atlanta, 12/5/82
	Pete Beathard to Jerry Levias, vs. Houston, 11/16/69
85	Tobin Rote to Lance Alworth, vs. San Diego, 10/6/63
83	Ryan Leaf to Jeff Graham, vs. San Diego, 11/19/00
82	Brett Favre to Greg Jennings, vs. Green Bay, 10/29/07
81	Len Dawson to Frank Jackson, vs. Kansas City, 9/7/63
80	Kurt Warner to Az-Zahir Hakim, at St. Louis, 9/4/00
	Dave Krieg to Daryl Turner, vs. Seattle, 11/25/84
	Ken Stabler to Mike Siani, vs. Oakland, 10/22/73

OPPONENT INDIVIDUAL RECORDS

LONGEST NON-SCORING PASS PLAY

90	Bubby Brister to Dwight Stone, vs. Pittsburgh, 10/14/90
84	Andy Dalton to Jerome Simpson vs. Cincinnati, 9/18/11
77	Tom Flores to Art Powell, vs. Oakland, 11/29/64
76	Warren Rabb to Cookie Gilchrist, vs. Buffalo, 10/28/62
75	George Blanda to Bill Groman, vs. Houston, 11/6/60

RECEIVING

MOST RECEPTIONS

14	Marshall Faulk, vs. St. Louis, 9/8/02
13	Dwayne Bowe, vs. Kansas City, 11/14/10
	Andre Reed, at Buffalo, 9/18/89
12	Austin Collie, vs. Indianapolis, 9/26/10
	Steve Largent, vs. Seattle, 11/25/84
	Ken Payne, vs. Green Bay, 9/29/75
	Ed Podolak, at Kansas City, 10/7/73
	Art Powell, vs. N.Y. Titans, 10/22/61
11	15 times (last: G. Camarillo, vs. Miami, 11/2/08)

MOST RECEIVING YARDS

213	Curtis McClinton, at Kansas City, 12/19/65
211	Lance Alworth, at San Diego, 9/11/65
206	Stephone Paige, vs. Kansas City, 9/17/90
	James Lofton, vs. Green Bay, 10/15/84
200	Torrance Small, vs. New Orleans, 12/24/94
198	Warren Wells, at Oakland, 10/11/70
191	Steve Largent, vs. Seattle, 11/25/84
	George Sauer, at N.Y. Jets, 10/13/68
188	Charlie Hennigan, vs. Houston, 9/27/64
186	Dwayne Bowe, vs. Kansas City, 11/14/10

MOST RECEIVING TOUCHDOWNS

4	Lance Alworth, vs. San Diego, 12/1/68
3	16 times (last: D. Clark at Indianapolis, 12/13/09)

PUNTING

MOST PUNTS

12	Rick Tuten, at Seattle, 11/28/93
11	Adam Podlesh, vs. Chicago, 12/11/11
	Bob Parsons, at Chicago, 12/12/76
	Dennis Partee, vs. San Diego, 11/20/75
10	Eight times (last: T. Hutton vs. Philadelphia, 10/4/98)

HIGHEST PUNTING AVERAGE (MIN. 4 PUNTS)

59.00	Shane Lechler, vs. Oakland, 12/24/05 (5-295)
58.17	Shane Lechler, vs. Oakland, 9/12/11 (6-349)
57.60	Ray Guy, vs. Oakland, 9/6/81 (5-288)
57.40	Steve O'Neal, N.Y. Jets, 9/21/69 (5-287)
56.67	Darren Bennett, vs. San Diego, 10/6/96 (6-340)
56.20	Rohn Stark, at Indianapolis, 10/13/85 (5-281)
55.80	Darren Bennett, vs. San Diego, 11/11/01 (5-279)
55.20	Rick Tuten, vs. Seattle, 12/1/96 (5-276)
55.13	Rodney Williams, vs. N.Y. Giants, 9/10/01 (8-441)
55.00	Shane Lechler, vs. Oakland, 10/15/06 (4-220)

LONGEST PUNT

*98	Steve O'Neal, vs. N.Y. Jets, 9/21/69
90	Rodney Williams, vs. N.Y. Giants, 9/10/01
87	Bob Scarpitto, vs. Boston, 9/29/68
80	Jim Miller, vs. San Francisco, 9/19/82
77	Shane Lechler, vs. Oakland, 9/12/11
73	Tom Tupa, vs. New England, 10/6/97
	Brian Hansen, at Cleveland, 9/27/92
	Dennis Partee, vs. San Diego, 10/17/71
	Curley Johnson, vs. N.Y. Jets, 10/3/65
72	Mike Eischeid, vs. Oakland, 11/10/68
	Wayne Crow, vs. Oakland, 10/1/60

* - NFL Record

PUNT RETURNS

MOST PUNT RETURNS

9	Rodger Bird, at Oakland, 9/10/67
7	Eric Metcalf, vs. Washington, 11/18/01
	Tamarick Vanover, vs. Kansas City, 12/5/99
	Larry Anderson, at Baltimore, 9/11/83
	Greg Pruitt, at L.A. Raiders, 12/26/82
6	10 times (last: N. Miller vs. Oakland, 10/24/10)

MOST YARDS ON PUNT RETURNS

148	Rodger Bird, at Oakland, 9/10/67
137	Dick Christy, at N.Y. Titans, 9/24/61
135	Leodis McKelvin, at Buffalo, 12/24/11
131	Tamarick Vanover, vs. Kansas City, 12/5/99
129	Darrien Gordon, at Oakland, 10/10/99
127	Neal Colzie, vs. Oakland, 11/2/75
123	Jitter Fields, at Kansas City, 10/18/87
106	Tom Casanova, at Cincinnati, 10/8/72
105	Dante Hall, at Kansas City, 10/5/03
100	Reggie Swinton, at Dallas, 11/22/01

MOST PUNTS RETURNED FOR TOUCHDOWN

2	Dick Christy, at N.Y. Titans, 9/24/61
---	---------------------------------------

LONGEST SCORING PUNT RETURN

93	Dante Hall, at Kansas City, 10/5/03
89	Johnnie Lee Higgins, vs. Oakland, 11/23/08
88	Joey Galloway, at Seattle, 9/8/96
86	Az-Zahir Hakim, at St. Louis, 9/4/00
85	Jitter Fields, at Kansas City, 10/18/87
83	Eric Metcalf, at San Diego, 11/30/97
82	Bobby Jancik, at Houston, 12/20/64
80	Leodis McKelvin, at Buffalo, 12/24/11
	Tamarick Vanover, vs. Kansas City, 12/5/99
77	Darren Sproles, at San Diego, 10/19/09

LONGEST NON-SCORING PUNT RETURN

78	Darrien Gordon, at Oakland, 10/10/99
72	Greg Pruitt, at Cleveland, 10/27/74
64	Neal Colzie, vs. Oakland, 11/2/75
	Emmitt Thomas, at Kansas City, 10/8/66
63	Golden Tate, vs. Seattle, 9/19/10
62	Antoine Cason, vs. San Diego, 1/2/11
	Dick Christy, vs. N.Y. Titans, 10/22/61
60	Ed Podolak, vs. Kansas City, 10/4/70
59	Noland Smith, at Kansas City, 10/29/67
56	Phillip Buchanon, vs. Oakland, 9/22/03

KICKOFF RETURNS

MOST KICKOFF RETURNS

8	Jason McAddley, at Tennessee, 12/25/04
	Tony Horne, at St. Louis, 9/4/00
7	10 times (last: D. Sproles, at San Diego, 10/19/09)

MOST YARDS ON KICKOFF RETURNS

215	Travis Minor, vs. Miami, 10/13/02
212	Tremain Mack, at Cincinnati, 11/1/98
206	Reggie Barlow, vs. Jacksonville, 10/25/98
199	Tamarick Vanover, at Kansas City, 11/16/97
192	Darren Sproles, vs. San Diego, 9/14/08
188	Brian Mitchell, vs. Washington, 9/17/95
187	Marc Mariani, at Tennessee, 10/3/10
175	Andre Coleman, vs. San Diego, 11/19/95
173	MarTay Jenkins, at Arizona, 9/23/01
171	Kevin Kasper, vs. Arizona, 12/29/02

MOST KICKOFFS RETURNED FOR TOUCHDOWN

1	17 times (last: M. Mariani, at Tennessee, 10/3/10)
---	--

LONGEST SCORING KICKOFF RETURN

106	Noland Smith, vs. Kansas City, 12/17/67
103	Darren Sproles, vs. San Diego, 9/14/08
100	Darrick Vaughn, vs. Atlanta, 9/10/00
99	Dave Grayson, vs. Kansas City, 9/7/63
98	Marc Mariani, at Tennessee, 10/3/10
97	Dante Hall, at Kansas City, 12/19/04
	Tamarick Vanover, vs. Kansas City, 10/27/96
95	Lardarius Webb, at Baltimore, 11/1/09
91	Andre Coleman, vs. San Diego, 11/19/95
89	Jimmy Smith, vs. Jacksonville, 12/3/95

LONGEST NON-SCORING KICKOFF RETURN

91	Reggie Barlow, vs. Jacksonville, 10/25/98
87	B.J. Sams, vs. Baltimore, 12/11/05
80	Dave Grayson, vs. Kansas City, 10/11/64
77	Tamarick Vanover, at Kansas City, 11/16/97
74	Reggie Jones, vs. San Diego, 11/11/01

OPPONENT INDIVIDUAL AND TEAM RECORDS

LONGEST NON-SCORING KICKOFF RETURN, CONT.

70	Ron Smith, at San Diego, 12/9/73
68	Derrick Cullors, vs. New England, 9/7/98
	Robert Brooks, at Green Bay, 10/10/93
	Anthony Hancock, vs. Kansas City, 12/19/82
66	Travis Minor, vs. Miami, 10/13/02

INTERCEPTIONS

MOST INTERCEPTIONS

3	Mark Kelso, at Buffalo, 12/12/92
	Ross Brupbacher, at Chicago, 12/12/76
	Charlie Phillips, at Oakland, 12/8/75
	Chris Fletcher, vs. San Diego, 11/30/75 (OT)
	Joe Beauchamp, at San Diego, 9/24/72
	Ken Ellis, at Green Bay, 9/26/71
	Johnny Robinson, at Kansas City, 12/6/70
	Charley Warner, vs. Buffalo, 9/19/65
	Bobby Ply, at Dallas, 12/9/62
	Jim Norton, at Houston, 12/2/62

MOST YARDS ON INTERCEPTION RETURNS

134	Terry McDaniel, at L.A. Raiders, 11/22/92
105	Derrick Johnson, vs. Kansas City, 1/3/10
103	Vencie Glenn, at San Diego, 11/29/87
100	Chris Houston, vs. Detroit, 10/30/11
99	Stanley Richard, vs. San Diego, 9/4/94
	Bobby Hunt, at Kansas City, 12/8/63
98	Rod Woodson, vs. Oakland, 11/11/02
97	Julius Peppers, vs. Carolina, 10/10/04
95	Joe Beauchamp, at San Diego, 9/24/72
94	Eric Turner, at Oakland, 9/20/98

LONGEST SCORING INTERCEPTION RETURN

103	Vencie Glenn, at San Diego, 11/29/87
100	Chris Houston, vs. Detroit, 10/30/11
99	Stanley Richard, vs. San Diego, 9/4/94
98	Rod Woodson, vs. Oakland, 11/11/02
94	Eric Turner, at Oakland, 9/20/98
86	Greg Townsend, at L.A. Raiders, 12/4/88
80	Coy Bacon, vs. San Diego, 11/11/73
78	George Martin, at N.Y. Giants, 11/23/86
75	Scott Turner, vs. San Diego, 11/19/00
69	Gary Fencik, at Chicago, 12/20/81

LONGEST NON-SCORING INTERCEPTION RETURN

97	Julius Peppers, vs. Carolina, 10/10/04
87	Ron Hall, vs. Boston, 9/18/66
69	Robert Blackmon, at Seattle, 11/30/92
	Doug Hart, at Green Bay, 9/26/71
67	Terry McDaniel, at L.A. Raiders, 11/22/92 (1)
	Terry McDaniel, at L.A. Raiders, 11/22/92 (2)
66	Ken Riley, at Cincinnati, 10/19/69
	Bobby Hunt, at Kansas City, 12/8/63
62	Lester Hayes, at Oakland, 12/1/80
	Jim Norton, at Houston, 12/20/64

SCORING

MOST TOUCHDOWNS

4	Darren McFadden, vs. Oakland, 10/24/10
	LaDainian Tomlinson, vs. San Diego, 11/19/06
	Curt Warner, at Seattle, 12/11/88
	Eric Dickerson, at Indianapolis, 10/31/88
	Chuck Muncie, at San Diego, 11/29/81
	Lance Alworth, vs. San Diego, 12/1/68
	Bert Coan, vs. Kansas City, 10/23/66
	Frank Jackson, at Dallas, 12/10/62
3	28 times (last: R. Mathews, vs. San Diego, 1/2/11)

MOST POINTS SCORED

25	Jay Feely, at Arizona, 12/12/10
24	Darren McFadden, vs. Oakland, 10/24/10
	LaDainian Tomlinson, vs. San Diego, 11/19/06
	Curt Warner, at Seattle, 12/11/88

	Eric Dickerson, at Indianapolis, 10/31/88
	Chuck Muncie, at San Diego, 11/29/81
	Lance Alworth, San Diego, 12/1/68
	Bert Coan, Kansas City, 10/23/66
	Frank Jackson, at Dallas, 12/10/61
22	Gino Cappelletti, at Boston, 10/18/63

FIELD GOALS

MOST FIELD GOALS

6	Jeff Wilkins, at St. Louis, 9/10/06
	Gary Anderson, at Pittsburgh, 10/23/88
	Gino Cappelletti, vs. Boston, 10/4/64
5	Nick Novak, vs. San Diego, 10/9/11
	Jay Feely, at Arizona, 12/12/10
	Mike Vanderjagt, at Indianapolis, 1/6/02
	Jeff Jaeger, at L.A. Raiders, 12/11/94
	John Carney, at San Diego, 10/23/94
	Nick Lowery, at Kansas City, 9/20/93
	Don Cockroft, vs. Cleveland, 10/19/75
	Bruce Gossett, vs. San Francisco, 9/23/73

LONGEST FIELD GOAL

*63	Sebastian Janikowski, vs. Oakland, 9/12/11
58	Steve Cox, vs. Cleveland, 12/4/83
57	Robbie Gould, vs. Chicago, 12/11/11
	Neil Rackers, vs. Houston, 12/26/10
	Don Cockroft, vs. Cleveland, 10/29/72
56	Nick Folk, vs. N.Y. Jets, 10/17/10
	Rob Bironas, vs. Tennessee, 11/19/07
55	Rob Bironas, at Tennessee, 10/3/10
	Jay Feely, at Arizona, 12/12/10
	Sebastian Janikowski, at Oakland, 11/12/06
	Steve Christie, at Buffalo, 10/26/97
	Dean Biasucci, vs. Indianapolis, 10/15/89
	Morten Andersen, vs. New Orleans, 9/15/85
	Raul Allegre, vs. Baltimore, 12/11/83
	Jan Stenerud, vs. Kansas City, 10/4/70

* - Ties NFL Record

OPPONENT TEAM RECORDS

SCORING

MOST POINTS SCORED

Season

473	1963
471	2010
448	2008
438	1964
432	1961
409	2007
	1967
404	1968
396	1994
393	1960

Game

59	vs. Oakland, 10/24/10
	vs. Kansas City, 9/7/63
58	at San Diego, 12/22/63
56	vs. Kansas City, 10/23/66
55	at Indianapolis, 10/31/88
	at San Diego, 10/20/68
	vs. Houston, 11/5/61
52	at San Diego, 12/28/08
	at Kansas City, 10/29/67
	at Kansas City, 12/8/63

TOTAL OFFENSE

MOST TOTAL PLAYS

Game

93	vs. Pittsburgh, 9/22/74 (OT)
92	vs. Cincinnati, 9/2/84
87	at Oakland, 10/16/77
	at Baltimore, 11/10/74
85	vs. Indianapolis, 11/24/02 (OT)
85	at Oakland, 12/17/60
84	at Kansas City, 10/24/76
	vs. Houston, 10/13/63
83	Three times (last: vs. San Diego, 9/12/93)

OPPONENT TEAM RECORDS

MOST YARDS OF TOTAL OFFENSE

Season

6,253	2010 (2,473 rush/3,780 pass)
5,993	2008 (2,337/3,656)
5,907	1994 (1,752/4,155)
5,725	2011 (2,021/3,704)
5,687	1984 (1,664/4,023)
5,609	1983 (1,938/3,671)
5,544	2000 (1,598/3,946)
5,471	1988 (2,538/2,933)
5,376	2007 (2,282/3,094)
5,345	1990 (1,963/3,382)
5,242	1980 (2,117/3,125)

Game

634	at Oakland, 10/25/64 (207 rush/427 pass)
614	vs. Kansas City, 10/23/66 (380/234)
582	vs. Houston, 11/5/61 (234/348)
581	at San Diego, 10/20/68 (211/370)
571	at Cincinnati, 11/22/81 (184/387)
536	at Seattle, 12/20/86 (298/238)
532	at Oakland, 12/17/60 (220/312)
530	at Pittsburgh, 10/22/79 (236/294)
524	vs. Kansas City, 1/3/10 (317/207)
520	at Kansas City, 11/1/64 (137/383)

HIGHEST AVERAGE GAIN PER PLAY

Season

6.14	1963 (828-5,081)
6.05	2008 (990-5,993)
5.92	2010 (1,056-6,253)
5.77	1994 (1,023-5,907)
5.76	2000 (962-5,544)
5.65	1967 (921-5,201)
5.53	1960 (928-5,132)
5.52	1990 (969-5,345)
5.48	1968 (917-5,024)
5.47	1964 (908-4,970)

Game

10.30	vs. San Diego, 10/6/63 (40-412)
10.02	at San Diego, 10/20/68 (58-581)
9.74	vs. Kansas City, 10/23/66 (63-614)
9.33	at St. Louis, 9/4/00 (55-513)
8.80	vs. San Diego, 10/7/07 (55-484)
8.79	at Seattle, 12/20/86 (61-536)
8.77	vs. San Diego, 9/14/08 (52-456)
8.73	vs. Kansas City, 1/3/10 (60-524)
8.60	at Oakland, 10/25/64 (73-628)

RUSHING

MOST RUSHES

Season

554	1980
552	1988
549	1978
541	1960
531	2010
526	1975
509	1983
502	1979
501	2007
496	1976

Game

62	at New England, 11/28/76
60	at Buffalo, 10/5/75
58	at Buffalo, 11/8/87
57	vs. Oakland, 10/30/77
52	vs. Oakland, 10/24/10
	vs. Chicago, 9/30/73
50	at Chicago, 9/9/84
	vs. Dallas, 10/8/61
49	vs. Detroit, 10/11/81
	at Kansas City, 12/7/80
	vs. Buffalo, 11/27/60

MOST YARDS RUSHING

Season

2,538	1988
2,473	2010
2,337	2008
2,282	2007
2,145	1960
2,117	1980
2,076	1967
2,064	1964
2,059	2009
2,029	1966

Game

407	at Cincinnati, 10/22/00
380	vs. Kansas City, 10/23/66
332	at New England, 11/28/76
328	vs. Oakland, 10/24/10
317	vs. Kansas City, 1/3/10
302	at Chicago, 9/9/84
298	at Seattle, 12/20/86
293	at Buffalo, 10/5/76
289	at San Diego, 12/28/08
272	at San Diego, 10/18/64

HIGHEST AVERAGE GAIN PER RUSH

Season

4.98	2008 (469-2,337)
4.87	1964 (424-2,064)
4.73	1997 (381-1,803)
4.68	1967 (444-2,076)
4.66	2010 (531-2,473)
4.65	2000 (344-1,598)
4.60	1966 (441-2,029)
4.60	1988 (552-2,538)
4.55	2007 (501-2,282)
4.50	2009 (458-2,059)

Game (min. 10 rushes)

11.00	at Cincinnati, 10/22/00 (37-407)
9.27	vs. Kansas City, 10/23/66 (41-380)
9.06	vs. Kansas City, 1/3/10 (35-317)
8.44	at San Diego, 12/22/63 (32-270)
8.08	vs. Oakland, 12/15/96 (13-105)
8.05	at Seattle, 12/20/86 (37-298)
7.95	vs. N.Y. Jets, 11/8/92 (20-159)
7.81	at Minnesota, 9/29/91 (26-203)
7.80	vs. Cincinnati, 9/21/97 (25-195)
7.71	at Green Bay, 12/28/03 (34-262)

MOST RUSHING TOUCHDOWNS

Season

26	2010
	2008
24	1965
21	2002
	1988
	1967
	1964
20	1968
19	1995
	1975
	1960

Game

5	Five times (last: vs. Oakland, 10/24/10)
---	--

PASSING

MOST PASS ATTEMPTS

Season

632	1984
613	2005
596	1998
574	2000
568	1994
566	2002
	1996
562	1993
552	1983
547	1985

OPPONENT TEAM RECORDS

MOST PASS ATTEMPTS, CONT.

Game	
62	at N.Y. Jets, 12/3/63
60	at New Orleans, 11/21/04
59	at New England, 10/8/95
56	vs. Houston, 10/17/65
55	at New England, 9/24/06
	vs. San Diego, 9/12/93
54	at Pittsburgh, 11/5/06
	vs. Kansas City, 10/17/94
	vs. Kansas City, 11/16/86
53	vs. Kansas City, 11/14/10
	vs. Washington, 10/9/05
	vs. Oakland, 11/13/00
	at San Diego, 11/29/98

MOST COMPLETIONS

Season	
360	2002
346	1984
345	1998
344	2005
333	2011
	2008
327	2006
322	1994
314	1993
310	2000

Game	
39	vs. New Orleans, 9/21/08
38	at Pittsburgh, 11/5/06
35	vs. Oakland, 12/30/01
34	at New Orleans, 11/21/04
	vs. Kansas City, 12/7/03
	vs. Oakland, 11/11/02
	vs. Kansas City, 10/17/94
33	vs. Kansas City, 11/14/10
32	vs. Indianapolis, 10/29/06
	vs. St. Louis, 9/8/02

MOST YARDS PASSING (NET YARDS)

Season	
4,155	1994
4,023	1984
3,946	2000
3,780	2010
3,731	1993
3,704	2011
3,671	1983
3,656	2008
3,648	1998
3,643	2005

Game	
433	vs. Kansas City, 11/14/10
	at St. Louis, 9/4/00
427	at Oakland, 10/25/64
425	at New Orleans, 12/3/00
414	vs. New Orleans, 9/21/08
406	vs. Seattle, 11/25/84
403	at Pittsburgh, 11/5/06
399	vs. N.Y. Jets, 9/24/67
396	at Green Bay, 10/2/11
393	vs. Kansas City, 10/17/94

HIGHEST COMPLETION PERCENTAGE

Season	
.673	2008 (333-495)
.636	2002 (360-566)
.624	2011 (333-534)
.609	2007 (279-458)
.608	2006 (327-538)
.601	1980 (270-449)
.598	2001 (308-515)
.593	1990 (284-479)
.592	2010 (297-502)
.584	2009 (298-510)
.580	1992 (268-462)

Game (min. 10 attempts)

.917	vs. Oakland, 11/23/08 (11-12)
.895	vs. Oakland, 11/11/02 (34-38)
.870	at New Orleans, 11/20/88 (20-23)
.864	at Seattle, 12/11/88 (19-22)
.821	vs. Indianapolis, 10/29/06 (32-39)
.813	vs. New Orleans, 9/21/08 (39-48)
	at Atlanta, 11/26/72 (13-16)
.810	at Kansas City, 12/16/01 (17-21) (OT)
.800	at Baltimore, 11/1/09 (20-25)
	vs. New Orleans, 12/24/94 (28-35)
	vs. Oakland, 10/17/76 (16-20)

MOST TOUCHDOWN PASSES THROWN

Season	
40	1963
30	1961
29	1964
28	1998, 1994
27	1967
26	2010, 2000, 1966
25	2007, 1968, 1960

Game	
6	at Kansas City, 11/1/64
5	10 times (last: at San Diego, 12/12/71)

FIRST DOWNS

MOST FIRST DOWNS

Season	
334	2010
327	2008
322	1995
321	1983
316	1988
315	2011
311	1984
306	2007, 1990
303	1994
	1980

Game	
33	vs. Pittsburgh, 9/22/74 (OT)
30	vs. Kansas City, 11/14/10
	at Indianapolis, 9/30/07
29	vs. Oakland, 10/24/10
	at Buffalo, 9/18/89
	vs. Cincinnati, 9/2/84
	vs. Seattle, 10/20/83
	vs. Kansas City, 10/24/76
	at Oakland, 10/25/64
	at Oakland, 12/17/60

MOST FIRST DOWNS RUSHING

Season	
140	1988
126	2010
125	1980
122	2008
121	1975
119	2007, 1983
115	1967
114	1995
112	1960

Game	
21	at New England, 11/28/76
18	vs. Oakland, 10/24/10
	at Indianapolis, 9/30/07
17	at Baltimore, 10/10/10
	at San Diego, 12/28/08
16	Five times (last: at Seattle, 12/11/88)

MOST FIRST DOWNS PASSING

Season	
206	1984
189	2000
186	2008
	1995
185	1983
184	2010
183	2006, 2005, 1998
182	2011
	1994

OPPONENT TEAM RECORDS

MOST FIRST DOWNS PASSING, CONT.

<u>Game</u>	
24	vs. Kansas City, 11/14/10
22	at San Diego, 11/28/82
21	at Pittsburgh, 11/5/06
	vs. Kansas City, 12/7/03
	vs. Oakland, 12/30/01
	vs. Kansas City, 10/17/94
	vs. L.A. Rams, 11/27/88
	vs. Seattle, 11/20/83
	vs. San Diego, 12/1/68
20	Three times (last: vs. New Orleans, 9/21/08)

MOST FIRST DOWNS BY PENALTY

<u>Season</u>	
32	2011
30	2005, 2001, 1997, 1969
29	1996
28	1976
	1966
27	1979
26	1987, 1972
<u>Game</u>	
7	at San Diego, 11/30/97
6	vs. Cincinnati, 9/21/97
	vs. Oakland, 12/15/96
	at Oakland, 11/9/69
	vs. Miami, 12/4/66
5	11 times (last: at San Diego, 12/1/02) (OT)

PUNTING

MOST PUNTS

<u>Season</u>	
95	2004
	1977
94	1997
	1985
92	2011, 1999
91	1976
89	1970
88	1998, 1981, 1979, 1978
<u>Game</u>	
12	at Seattle, 11/28/93
11	vs. Chicago, 12/11/11
	at Chicago, 12/12/76
	vs. San Diego, 11/30/75 (OT)
10	vs. Philadelphia, 10/4/98
	at Baltimore, 9/11/83
	at Buffalo, 9/25/77
	at Buffalo, 9/20/70
	vs. San Diego, 11/2/69
	vs. Cincinnati, 10/6/68
	vs. Oakland, 11/20/66

HIGHEST PUNTING AVERAGE

<u>Season</u>	
47.3	2011 (92-4,350)
47.0	2001 (77-3,618)
46.4	2008 (52-2,413)
46.3	2009 (76-3,520)
46.1	1996 (83-3,825)
45.8	1965 (73-3,347)
45.7	1971 (67-3,061)
45.2	1972 (66-2,980)
44.9	1970 (89-3,998)
44.9	2005 (81-3,633)
<u>Game (min. 4 punts)</u>	
59.00	vs. Oakland, 12/24/05 (5-295)
58.17	vs. Oakland, 9/12/11 (6-349)
57.40	vs. N.Y. Jets, 9/21/69 (5-287)
56.67	vs. San Diego, 10/6/96 (6-340)
56.20	at Indianapolis, 10/13/85 (5-281)

55.80	vs. San Diego, 11/11/01 (5-279)
55.20	vs. Seattle, 12/1/96 (5-276)
55.13	vs. N.Y. Giants, 9/10/01 (8-441)
55.00	at Oakland, 10/15/06 (4-220)
54.71	vs. N.Y. Jets, 10/3/65 (7-383)

PUNT RETURNS

MOST PUNT RETURNS

<u>Season</u>	
61	1967
56	1970
55	1983
54	1977
52	1980, 1979
51	2011
50	2010
48	2001
47	1978
<u>Game</u>	
9	at Oakland, 9/10/67
8	at Buffalo, 11/19/67
7	vs. Washington, 11/18/01
	vs. Kansas City, 12/5/99
	at Chicago, 9/9/84
	at Baltimore, 9/11/83
	at L.A. Raiders, 12/26/82
	at San Diego, 11/14/76
	at Cincinnati, 9/12/76
	vs. Houston, 11/16/69

MOST PUNT RETURN YARDS

<u>Season</u>	
718	1967
600	1999
585	2011
560	2003
550	2010
534	1975
529	1974
526	1964
524	1983
517	2001
<u>Game</u>	
143	at Oakland, 9/10/67
142	at N.Y. Titans, 9/24/61
135	at Buffalo, 12/24/11
134	at Cleveland, 10/27/74
	at Cincinnati, 10/8/72
131	vs. Kansas City, 12/5/99
129	at Oakland, 10/10/99
123	at Kansas City, 10/18/87
118	at Kansas City, 12/19/65
105	at Kansas City, 10/5/03

MOST PUNT RETURN TOUCHDOWNS

<u>Season</u>	
2	2007, 1987, 1961
<u>Game</u>	
2	at N.Y. Titans, 9/24/61

KICKOFF RETURNS

MOST KICKOFF RETURNS

<u>Season</u>	
90	2000
89	1998, 1997
81	2002
77	1995
76	1996
73	2003
72	1989
70	1999, 1994

OPP. TEAM RECORDS / POST IND. RECORDS - SERVICE / OFFENSE

MOST KICKOFF RETURNS, CONT.

Game	
9	at Kansas City, 12/6/09 vs. Cleveland, 10/15/00 at San Diego, 12/9/73 at Houston, 10/14/73
8	11 times (last: at Chicago, 11/25/07) (OT)

MOST KICKOFF RETURN YARDS

Season	
2,006	1998
1,934	2000
1,827	1997
1,781	2002
1,696	2005
1,679	2003
1,671	1995
1,635	2004
1,602	1996
1,554	2008

Game	
257	vs. Atlanta, 9/10/00
238	at Kansas City, 10/8/66
223	vs. Jacksonville, 10/25/98
215	vs. Miami, 10/13/02 at Houston, 9/3/66
214	vs. Kansas City, 10/11/64
212	vs. San Diego, 9/14/08 at Cincinnati, 11/1/98
202	vs. Kansas City, 10/23/66
201	vs. L.A. Raiders, 9/7/86

MOST KICKOFF RETURN TOUCHDOWNS

Season	
2	1995

Game	
1	18 times (last: at Tennessee, 10/3/10)

PENALTIES

FEWEST OPPONENT PENALTIES

Season	
58	1967
61	1963
62	1960
63	1982 (players' strike; nine-game season), 1964
64	1968
75	1966
76	1962
78	2009, 1974, 1971

Game	
0	vs. San Diego, 10/9/11 at Miami, 12/21/98 at Oakland, 12/19/71

FEWEST OPPONENT PENALTY YARDS

Season	
516	1963
571	1982 (players' strike; nine-game season), 1966
573	1964
585	1974
628	2007, 1967
633	1960
678	1962
715	1992, 1976

Game	
0	vs. San Diego, 10/9/11 at Miami, 12/21/98 at Oakland, 12/19/71
4	at Miami, 12/20/75
5	vs. Kansas City, 12/7/08 at San Diego, 12/1/02 (OT) at Kansas City, 12/7/86 vs. Kansas City, 12/14/85 vs. Minnesota, 11/18/84 at Houston, 9/3/66 vs. Boston, 11/11/62

POSTSEASON RECORDS

SERVICE

MOST POSTSEASON GAMES

22	John Elway, 1983-98
17	Tyrone Braxton, 1987-93, '95-99
14	Steve Atwater, 1989-98 Jason Elam, 1993-2007 Ken Lanier, 1981-92, '94 Karl Mecklenburg, 1983-94
13	Tom Nalen, 1994-2008 Dennis Smith, 1981-94 Rod Smith, 1995-2007
12	Keith Burns, 1994-98, '00-03, '05-06 Simon Fletcher, 1985-95 Greg Kragen, 1985-95 Randy Robbins, 1984-91 Shannon Sharpe, 1990-99, '02-03
11	Keith Bishop, 1980-89 Dwayne Carswell, 1994-2005 Rick Dennison, 1982-90 Mike Horan, 1986-92 Clarence Kay, 1984-92 Gary Kubiak, 1983-91 Trevor Pryce, 1997-2005 Steve Sewell, 1985-92 Sammy Winder, 1982-90

MOST POSTSEASON STARTS

21	John Elway, 1983-98
14	Steve Atwater, 1989-98
13	Tyrone Braxton, 1987-93, '95-99 Ken Lanier, 1981-92, '94 Karl Mecklenburg, 1983-94 Tom Nalen, 1994-2008 Dennis Smith, 1981-94
12	Shannon Sharpe, 1990-99, '02-03 Greg Kragen, 1985-95 Rod Smith, 1995-2007
11	Keith Bishop, 1980-89
10	Steve Foley, 1976-86 Tom Jackson, 1973-86 Louis Wright, 1975-86

TOTAL OFFENSE

MOST TOTAL PLAYS (COMBINED PASS PLAYS, RUSH ATT., REC.)

Career	
785	John Elway, 1983-98
223	Terrell Davis, 1995-2002
164	Sammy Winder, 1982-90
148	Jake Plummer, 2003-06
97	Craig Morton, 1977-82
Game	
52	Elway, at L.A. Raiders, 1/9/94
43	Elway, vs. Jacksonville, 1/4/97 Elway, vs. N.Y. Giants, 1/25/87
42	Elway, at Cleveland, 1/11/87 (OT)
41	Elway, vs. Cleveland, 1/14/90 Elway, vs. Washington, 1/31/88 Elway, vs. Pittsburgh, 12/30/84

MOST YARDS TOTAL OFFENSE (COMBINED RUSHING AND PASSING YARDS)

Career	
5,425	John Elway, 1983-98 (461/4,964)
1,140	Terrell Davis, 1995-2002 (1,140/0)
941	Jake Plummer, 2003-06 (56/885)
605	Craig Morton, 1977-82 (-4/605)
515	Tim Tebow, 2010-11 (63/452)
461	Sammy Winder, 1982-90 (461/0)
231	Gary Kubiak, 1983-91 (19/212)
209	Norris Weese, 1976-79 (69/140)
169	Bobby Humphrey, 1989-91 (169/0)
152	Derek Loville, 1997-99 (152/0)

POSTSEASON INDIVIDUAL RECORDS — OFFENSE

Game

424	Elway, vs. Cleveland, 1/14/90 (39/385)
366	Tebow, vs. Pittsburgh, 1/8/12 (50/316)
338	Elway, vs. Atlanta, 1/31/99 (2/336)
331	Elway, vs. N.Y. Giants, 1/25/87 (27/304)
325	Elway, vs. L.A. Raiders, 1/9/94 (23/302)
317	Elway, vs. Cleveland, 1/17/88 (36/281)
300	Elway, at Cleveland, 1/11/87 (56/244) (OT)
296	Elway, vs. Houston, 1/4/92 (39/257)
289	Elway, vs. Washington, 1/31/88 (32/257)
284	Plummer, at Indianapolis, 1/9/05 (0/284)

RUSHING

MOST RUSHES

Career

204	Terrell Davis, 1995-2002
144	Sammy Winder, 1982-90
94	John Elway, 1983-98
43	Mike Anderson, 2000-05
38	Bobby Humphrey, 1989-91
	Otis Armstrong, 1973-80
36	Willis McGahee, 2011
	Gaston Green, 1991-92
34	Rob Lytle, 1977-83
29	Gene Lang, 1984-87

Game

32	Davis, vs. N.Y. Jets, 1/17/99
31	Davis, vs. Jacksonville, 12/27/97
30	Davis, vs. Green Bay, 1/25/98
26	Davis, at Pittsburgh, 1/11/98
	Winder, at Cleveland, 1/11/87 (OT)
25	Davis, vs. Atlanta, 1/31/99
	Davis, at Kansas City, 1/4/98
21	Davis, vs. Miami, 1/9/99
	Winder, vs. Cleveland, 1/14/90
20	Winder, vs. Cleveland, 1/17/88

MOST RUSHING YARDS

Career

1,140	Terrell Davis, 1995-2002
461	John Elway, 1983-98
	Sammy Winder, 1982-90
169	Bobby Humphrey, 1989-91
152	Derek Loville, 1997-99
145	Mike Anderson, 2000-05
141	Otis Armstrong, 1973-80
138	Gene Lang, 1984-87
137	Willis McGahee, 2011
112	Gaston Green, 1991-92

Game

199	Davis, vs. Miami, 1/9/99
184	Davis, vs. Jacksonville, 12/27/97
167	Davis, vs. N.Y. Jets, 1/17/99
157	Davis, vs. Green Bay, 1/25/98
139	Davis, at Pittsburgh, 1/11/98
103	Loville, vs. Jacksonville, 12/27/97
102	Davis, vs. Atlanta, 1/31/99
	Winder, vs. New England, 1/4/87
101	Davis, at Kansas City, 1/4/98
91	Davis, vs. Jacksonville, 1/4/97

HIGHEST RUSHING AVERAGE

Career (min. 10 carries)

6.1	Derek Loville, 1997-99 (25-152)
5.6	Terrell Davis, 1995-2002 (204-1,140)
4.9	John Elway, 1983-98 (94-461)
4.8	Gene Lang, 1984-87 (29-138)
4.4	Bobby Humphrey, 1989-91 (38-169)
4.3	Tatum Bell, 2004-06, '08 (23-99)
4.2	Tim Tebow, 2010-11 (15-63)
4.0	Clinton Portis, 2002-03 (17-68)
3.8	Willis McGahee, 2011 (36-137)
3.7	Otis Armstrong, 1973-80 (38-141)

Game (min. 10 carries)

9.5	Davis, vs. Miami, 1/9/99 (21-199)
9.4	Loville, vs. Jacksonville, 12/27/97 (11-103)
6.5	Davis, vs. Jacksonville, 1/4/97 (14-91)
5.9	Davis, vs. Jacksonville, 12/27/97 (31-184)
5.4	Winder, vs. New England, 1/4/87 (19-102)
5.3	Davis, at Pittsburgh, 1/11/98 (26-139)
5.2	Davis, vs. Green Bay, 1/25/98 (30-157)
5.2	Davis, vs. N.Y. Jets, 1/17/99 (32-167)
5.1	Humphrey, vs. San Francisco, 1/28/90 (12-61)
5.0	Tebow, vs. Pittsburgh, 1/8/12 (10-50)

MOST RUSHING TOUCHDOWNS

Career

12	Terrell Davis, 1995-2002
6	John Elway, 1983-98
3	Mike Anderson, 2000-05
	Derek Loville, 1997-99
2	M. Bratton, H. Griffith, V. Hebron, G. Lang, G. Lewis, R. Lytle
1	O. Armstrong, T. Bell, J. Keyworth, G. Kubiak, W. McGahee, D. Preston, S. Sewell, T. Tebow, G. Willhite, S. Winder

Game

3	Terrell Davis, vs. Green Bay, 1/25/98
2	Mike Anderson, vs. New England, 1/14/06
	Howard Griffith, vs. Atlanta, 1/31/99
	Terrell Davis, vs. Miami, 1/9/99
	Terrell Davis, at Kansas City, 1/4/98
	Terrell Davis, vs. Jacksonville, 12/27/97
	Derek Loville, vs. Jacksonville, 12/27/97
	Melvin Bratton, vs. Pittsburgh, 1/7/90
	Greg Lewis, vs. Houston, 1/4/92

LONGEST RUN FROM SCRIMMAGE

62	Terrell Davis, vs. Miami, 1/9/99
59	Terrell Davis, vs. Jacksonville, 12/27/97
47	Terrell Davis, vs. Jacksonville, 1/4/97
44	Derek Loville, vs. Jacksonville, 12/27/97
43	Terrell Davis, at Pittsburgh, 1/11/98
42	Gene Lang, vs. Cleveland, 1/17/88
41	Terrell Davis, at Kansas City, 1/4/98
35	Sammy Winder, at Seattle, 12/24/83
34	Bobby Humphrey, vs. San Francisco, 1/28/90
	John Elway, at Cleveland, 1/11/87

PASSING

MOST PASS ATTEMPTS

Career

651	John Elway, 1983-98
120	Jake Plummer, 2003-06
90	Craig Morton, 1977-82
47	Tim Tebow, 2010-11
28	Gus Frerotte, 2000-01
26	Norris Weese, 1976-79
19	Gary Kubiak, 1983-91
	Steve DeBerg, 1981-83
10	Jarius Jackson, 2000-03
7	Tommy Maddox, 1992-93

Game

47	Elway, at L.A. Raiders, 1/9/94
38	Elway, vs. Jacksonville, 1/4/97
	Elway, vs. Washington, 1/31/88
	Elway, at Cleveland, 1/11/87 (OT)
37	Elway, vs. N.Y. Giants, 1/25/87
	Elway, vs. Pittsburgh, 12/30/84
36	Elway, vs. Cleveland, 1/14/90
34	Plummer, at Indianapolis, 1/9/05
	Elway, vs. N.Y. Jets, 1/17/99
33	Elway, vs. Houston, 1/4/92

POSTSEASON INDIVIDUAL RECORDS — PASSING

MOST COMPLETIONS

Career

355	John Elway, 1983-1998
80	Jake Plummer, 2003-06
42	Craig Morton, 1977-82
19	Tim Tebow, 2010-11
16	Gary Kubiak, 1983-91
14	Steve DeBerg, 1981-83
13	Gus Frerotte, 2000-01
12	Norris Weese, 1976-79
5	Jarious Jackson, 2000-03
3	Tommy Maddox, 1992-93

Game

29	Elway, at L.A. Raiders, 1/9/94
25	Elway, vs. Jacksonville, 1/4/97
24	Plummer, at Indianapolis, 1/9/05
23	Plummer, at Indianapolis, 1/4/04
22	Elway, vs. N.Y. Giants, 1/25/87
	Elway, at Cleveland, 1/11/87 (OT)
20	Elway, vs. Cleveland, 1/14/90
19	Elway, at Pittsburgh, 12/30/94
	Elway, vs. Houston, 1/4/92

HIGHEST COMPLETION PERCENTAGE

Career (min. 15 passes)

.842	Gary Kubiak, 1983-91 (16-19)
.737	Steve DeBerg, 1981-83 (14-19)
.667	Jake Plummer, 2003-06 (80-120)
.545	John Elway, 1983-98 (355-651)
.467	Craig Morton, 1977-82 (42-90)
.464	Gus Frerotte, 2000-01 (13-28)
.462	Norris Weese, 1976-79 (12-26)
.404	Tim Tebow, 2010-11 (19-47)

Game (min. 12 passes)

.917	Kubiak, at Buffalo, 1/12/92 (11-12)
.767	Plummer, at Indianapolis, 1/4/04 (23-30)
.737	DeBerg, at Seattle, 12/24/83 (14-19)
.706	Plummer, at Indianapolis, 1/9/05 (24-34)
.667	Elway, vs. Jacksonville, 12/27/97 (16-24)
	Elway, at Seattle, 12/24/83 (10-15)
.658	Elway, vs. Jacksonville, 1/4/97 (25-38)
.621	Elway, vs. Atlanta, 1/31/99 (18-29)
.617	Elway, at L.A. Raiders, 1/9/94 (29-47)
.609	Elway, vs. Miami, 1/9/99 (14-23)

MOST PASSING YARDS

Career

4,964	John Elway, 1983-98
885	Jake Plummer, 2003-06
605	Craig Morton, 1977-82
452	Tim Tebow, 2010-11
212	Gary Kubiak, 1983-91
140	Norris Weese, 1976-79
131	Steve DeBerg, 1981-83
124	Gus Frerotte, 2000-01
54	Jarious Jackson, 2000-03
52	Gerald Willhite, 1982-88

Game

385	Elway, vs. Cleveland, 1/14/90
336	Elway, vs. Atlanta, 1/31/99
316	Tebow, vs. Pittsburgh, 1/8/12
304	Elway, vs. N.Y. Giants, 1/25/87
302	Elway, at L.A. Raiders, 1/9/94
284	Plummer, at Indianapolis, 1/9/05
281	Elway, vs. Cleveland, 1/17/88
259	Elway, vs. Houston, 1/10/88
257	Elway, vs. Houston, 1/4/92
	Elway, vs. Washington, 1/31/88
	Elway, vs. New England, 1/4/87

MOST TOUCHDOWN PASSES

Career

27	John Elway, 1983-98
5	Jake Plummer, 2003-06
	Craig Morton, 1977-82
2	Tim Tebow, 2010-11
1	Steve DeBerg, 1981-83

Game

3	Elway, at L.A. Raiders, 1/9/94
	Elway, vs. Cleveland, 1/14/90
	Elway, vs. Cleveland, 1/17/88

2	Tebow, vs. Pittsburgh, 1/8/12
	Plummer, at Indianapolis, 1/9/05
	Elway, at Pittsburgh, 1/11/98
	Elway, vs. Jacksonville, 1/4/97
	Elway, vs. Houston, 1/10/88
	Elway, vs. Pittsburgh, 12/30/84
	Morton, vs. Oakland, 1/1/78
	Morton, vs. Pittsburgh, 12/24/77

MOST INTERCEPTIONS THROWN

Career

21	John Elway, 1983-98
6	Jake Plummer, 2003-06
	Craig Morton, 1977-82
1	Gus Frerotte, 2000-01
	Steve DeBerg, 1981-83

Game

4	Morton, vs. Dallas, 1/15/78
3	Elway, vs. Washington, 1/31/88
2	Plummer, vs. Pittsburgh, 1/22/06
	Plummer, at Indianapolis, 1/4/04
	Elway, vs. San Francisco, 1/28/90
	Elway, vs. New England, 1/4/87
	Elway, vs. Pittsburgh, 12/30/84
1	18 times (last: Plummer, vs. N.E., 1/14/06)

BEST INTERCEPTION AVOIDANCE PERCENTAGE

Career (min. 15 passes)

.000	Tim Tebow, 2010-11 (0-47)
	Gary Kubiak, 1983-91 (0-19)
	Norris Weese, 1976-79 (0-26)
.032	John Elway, 1983-98 (21-651)
.036	Gus Frerotte, 2000-01 (1-28)
.050	Jake Plummer, 2003-06 (6-120)
.053	Steve DeBerg, 1981-83 (1-19)
.067	Craig Morton, 1977-82 (6-90)

HIGHEST AVERAGE GAIN PER ATTEMPT

Career (min. 15 passes)

11.16	Gary Kubiak, 1983-91 (19-212)
9.62	Tim Tebow, 2010-11 (47-452)
7.63	John Elway, 1983-98 (651-4,964)
7.38	Jake Plummer, 2003-06 (120-885)
6.89	Steve DeBerg, 1981-83 (19-131)
6.72	Craig Morton, 1977-82 (90-605)
5.38	Norris Weese, 1976-79 (26-140)
4.43	Gus Frerotte, 2000-01 (28-124)

HIGHEST AVERAGE GAIN PER COMPLETION

Career (min. 15 passes)

23.79	Tim Tebow, 2010-11 (19-452)
14.40	Craig Morton, 1977-82 (42-605)
13.98	John Elway, 1983-98 (355-4,964)
13.25	Gary Kubiak, 1983-91 (16-212)
11.67	Norris Weese, 1976-79 (12-140)
11.06	Jake Plummer, 2003-06 (80-885)
9.54	Gus Frerotte, 2000-01 (13-124)
9.36	Steve DeBerg, 1981-83 (14-131)

HIGHEST PASSER RATING

Career (min. 15 passes)

113.2	Gary Kubiak, 1983-91 (19 att.)
90.0	Tim Tebow, 2010-11 (47 att.)
87.8	Steve DeBerg, 1981-83 (19 att.)
81.4	Jake Plummer, 2003-06 (120 att.)
79.7	John Elway, 1983-98 (651 att.)
63.0	Norris Weese, 1976-79 (26 att.)
59.7	Craig Morton, 1977-82 (90 att.)
44.3	Gus Frerotte, 2000-01 (28 att.)

Game (min. 12 passes)

125.6	Tebow, vs. Pittsburgh, 1/8/12 (21 att.)
120.7	Elway, vs. Cleveland, 1/14/90 (36 att.)
114.4	Elway, vs. Cleveland, 1/17/88 (26 att.)

LONGEST PASS PLAY

80t	Tim Tebow to Demaryius Thomas, vs. Pittsburgh, 1/8/12
	John Elway to Rod Smith, vs. Atlanta, 1/31/99
	John Elway to Mark Jackson, vs. Cleveland, 1/17/88
74t	Craig Morton to Haven Moses, vs. Oakland, 1/1/78
70t	John Elway to Michael Young, vs. Cleveland, 1/14/90
58	Tim Tebow to Demaryius Thomas, vs. Pittsburgh, 1/8/12

POSTSEASON IND. RECORDS — RECEIVING / INTs / SACKS

LONGEST PASS PLAY, CONT.

56t	John Elway to Ricky Nattiel, vs. Washington, 1/31/88
55	John Elway to Vance Johnson, vs. Houston, 1/10/88
54	John Elway to Vance Johnson, vs. N.Y. Giants, 1/25/87
53	John Elway to Michael Young, vs. Cleveland, 1/14/90

RECEIVING

MOST RECEPTIONS

Career

49	Rod Smith, 1995-2007
47	Shannon Sharpe, 1990-99, '02-03
41	Vance Johnson, 1985-93, '95
36	Ed McCaffrey, 1995-2003
31	Steve Sewell, 1985-92
21	Steve Watson, 1979-87
20	Mark Jackson, 1986-92
	Sammy Winder, 1982-90
19	Terrell Davis, 1995-2002
13	Ricky Nattiel, 1987-92
	Haven Moses, 1972-81

Game

13	Sharpe, at L.A. Raiders, 1/9/94
11	Watson, vs. Pittsburgh, 12/30/84
8	McCaffrey, at Baltimore, 12/31/00
	V. Johnson, at Buffalo, 1/12/92
7	R. Smith, at Indianapolis, 1/9/05
	Davis, vs. Jacksonville, 1/4/97
	Sewell, at Buffalo, 1/12/92
	V. Johnson, vs. Cleveland, 1/14/90
	Myles, at Seattle, 12/24/83
6	D. Thomas, at New England, 1/14/12
	R. Smith, vs. New England, 1/14/06
	R. Smith, at Pittsburgh, 1/11/98

MOST RECEIVING YARDS

Career

860	Rod Smith, 1995-2007
719	Vance Johnson, 1985-93, '95
505	Shannon Sharpe, 1990-99, '02-03
490	Ed McCaffrey, 1995-2003
422	Mark Jackson, 1986-92
375	Steve Sewell, 1985-92
358	Steve Watson, 1979-87
314	Haven Moses, 1972-81
297	Demaryius Thomas, 2010-11
255	Michael Young, 1989-92

Game

204	D. Thomas, vs. Pittsburgh, 1/8/'1
177	Watson, vs. Pittsburgh, 12/30/84
168	Moses, vs. Oakland, 1/1/78
156	Sharpe, at L.A. Raiders, 1/9/94
152	R. Smith, vs. Atlanta, 1/31/99
134	Jackson, vs. Cleveland, 1/17/88
123	Young, vs. Cleveland, 1/14/90
121	V. Johnson, vs. N.Y. Giants, 1/25/87
111	Jackson, vs. Pittsburgh, 1/7/90
105	V. Johnson, vs. Houston, 1/10/88
104	V. Johnson, at Buffalo, 1/12/92

HIGHEST AVERAGE GAIN PER RECEPTION

Career (min. 5 receptions)

29.7	Demaryius Thomas, 2010-11 (10-297)
24.2	Haven Moses, 1972-81 (13-314)
23.2	Michael Young, 1989-92 (11-255)
21.1	Mark Jackson, 1986-92 (20-422)
19.3	Ricky Nattiel, 1987-92 (13-251)
19.3	Jack Dolbin, 1975-79 (7-135)
17.6	Rod Smith, 1995-2007 (49-860)
17.5	Vance Johnson, 1985-93, '95 (41-719)
17.0	Steve Watson, 1979-87 (21-358)
15.9	Jeb Putzier, 2002-05, '08 (10-159)

Game (min. 4 receptions)

51.00	D. Thomas, vs. Pittsburgh, 1/8/12 (4-204)
33.60	Moses, vs. Oakland, 1/1/78 (5-168)
33.50	Jackson, vs. Cleveland, 1/17/88 (4-134)
30.40	R. Smith, vs. Atlanta, 1/31/99 (5-152)
26.25	V. Johnson, vs. Houston, 1/10/88 (4-105)

24.20	V. Johnson, vs. N.Y. Giants, 1/25/87 (5-121)
22.25	V. Johnson, vs. New England, 1/4/87 (4-89)
22.20	Jackson, vs. Pittsburgh, 1/7/90 (5-111)

MOST RECEIVING TOUCHDOWNS

Career

6	Rod Smith, 1995-2007
4	Vance Johnson, 1985-93, '95
2	Howard Griffith, Mark Jackson, Clarence Kay, Ed McCaffrey, Haven Moses, Ricky Nattiel, Shannon Sharpe, Sammy Winder
1	14 players (last: D. Thomas & Royal vs. Pit., 1/8/12)

Game

2	Kay, vs. Houston, 1/10/88
	Moses, vs. Oakland, 1/1/78

INTERCEPTIONS

MOST INTERCEPTIONS

Career

5	Darrien Gordon, 1997-98
3	Tyrone Braxton, 1987-93, '95-99
	Bob Swenson, 1975-83
2	Quinton Carter, 2011
	Darrius Johnson, 1996-99
	Dennis Smith, 1981-94
	Tom Jackson, 1973-86

Game

2	Gordon, vs. Atlanta, 1/31/99
	Gordon, vs. N.Y. Jets, 1/17/99
	D. Smith, vs. Cleveland, 1/14/90
	T. Jackson, vs. Pittsburgh, 12/24/77

MOST YARDS ON INTERCEPTION RETURNS

Career

156	Darrien Gordon, 1997-98
100	Champ Bailey, 2004-09
76	Darrius Johnson, 1996-99
57	Mark Haynes, 1986-89
49	Tom Jackson, 1973-86
26	Quinton Carter, 2011
	Jim Ryan, 1979-88

Game

108	Gordon, vs. Atlanta, 1/31/99
100	Bailey, vs. New England, 1/14/06
57	Haynes, vs. Houston, 1/10/88
49	T. Jackson, vs. Pittsburgh, 12/24/77
48	Gordon, vs. N.Y. Jets, 1/17/99
	D. Johnson, vs. Miami, 1/9/99
28	D. Johnson, vs. Atlanta, 1/31/99
26	Ryan, at Cleveland, 1/11/87 (OT)
18	Mecklenburg, vs. Houston, 1/10/88
17	Q. Carter, at New England, 1/14/12

LONGEST INTERCEPTION RETURN

100	Champ Bailey, vs. New England, 1/14/06
58	Darrien Gordon, vs. Atlanta, 1/31/99
57	Mark Haynes, vs. Houston, 1/10/88
50	Darrien Gordon, vs. Atlanta, 1/31/99
48	Darrius Johnson, vs. Miami, 1/9/99
32	Tom Jackson, vs. Pittsburgh, 12/24/77
30	Darrien Gordon, vs. N.Y. Jets, 1/17/99
28	Darrius Johnson, vs. Atlanta, 1/31/99
26	Jim Ryan, at Cleveland, 1/11/87
18	Karl Mecklenburg, vs. Houston, 1/10/88

SACKS

MOST SACKS

Career

6	Simon Fletcher, 1985-95
	Rulon Jones, 1980-88
3	Neil Smith, 1997-99
	Rubin Carter, 1975-86
2	Robert Ayers, 2009-11
	Maa Tanuvasa, 1995-2000
	Alfred Williams, 1996-99
	Karl Mecklenburg, 1983-94
	Jim Ryan, 1979-88
	Lyle Alzado, 1971-78

POSTSEASON IND. RECORDS — SACKS / PUNTS / RETURNS

MOST SACKS, CONT.

Game	
2	Ayers, vs. Pittsburgh, 1/8/12
	N. Smith, at Kansas City, 1/4/98
	A. Williams, at Kansas City, 1/4/98
	Fletcher, at L.A. Raiders, 1/9/94
	Fletcher, vs. Cleveland, 1/14/90
	R. Jones, vs. New England, 1/4/87
	Alzado, vs. Dallas, 1/15/78
	Carter, vs. Dallas, 1/15/78

PUNTING

MOST PUNTS

Career	
46	Mike Horan, 1986-2002
45	Tom Rouen, 1993-2002
19	Bucky Dilts, 1977-78
11	Britton Colquitt, 2010-11
10	Luke Prestridge, 1979-83
8	Todd Sauerbrun, 2005, '07
Game	
9	Rouen, at Baltimore, 12/31/00
7	Colquitt, at New England, 1/14/12
	Rouen, vs. N.Y. Jets, 1/17/99
	Horan, vs. Washington, 1/31/88
6	Sauerbrun, vs. New England, 1/14/06
	Rouen, at Kansas City, 1/4/98
	Horan, at Buffalo, 1/12/92
	Horan, vs. San Francisco, 1/28/90
	Horan, at Cleveland, 1/11/87 (OT)
	Prestridge, at Houston, 12/23/79
	Dilts, vs. Pittsburgh, 12/30/78

HIGHEST AVERAGE PER PUNT

Career (min. 10 punts)	
45.70	Luke Prestridge, 1979-83 (10-457)
42.13	Mike Horan, 1986-2002 (46-1,938)
39.64	Britton Colquitt, 2010-11 (11-436)
39.16	Tom Rouen, 1993-2002 (45-1,762)
37.26	Bucky Dilts, 1977-78 (19-708)
Game (min. 4 punts)	
49.00	Horan, vs. New England, 1/4/87 (5-245)
47.75	Prestridge, at Seattle, 12/24/83 (4-191)
46.40	Horan, vs. Cleveland, 1/14/90 (5-232)
45.67	Sauerbrun, vs. New England, 1/14/06 (6-274)
45.29	Rouen, vs. N.Y. Jets, 1/17/99 (7-317)
44.33	Prestridge, at Houston, 12/23/79 (6-266)

LONGEST PUNT

76	Mike Horan, at Buffalo, 1/12/92
----	---------------------------------

PUNT RETURNS

MOST PUNT RETURNS

Career	
13	Vance Johnson, 1985-93, '95
11	Darrien Gordon, 1997-98
10	Rick Upchurch, 1975-83
7	Gerald Willhite, 1982-88
6	Kevin Clark, 1987-88, '90-91
3	Eddie Royal, 2008-11
	Deltha O'Neal, 2000-03
	Glyn Milburn, 1993-95
	Zach Thomas, 1983-84
Game	
5	Gordon, vs. N.Y. Jets, 1/17/99
4	V. Johnson, vs. Cleveland, 1/14/90
3	Royal, vs. Pittsburgh, 1/8/12
	O'Neal, at Baltimore, 12/31/00
	Milburn, at L.A. Raiders, 1/9/94
	V. Johnson, at Buffalo, 1/12/92
	Willhite, at Cleveland, 1/11/87 (OT)
	V. Johnson, vs. New England, 1/4/87
	Z. Thomas, at Seattle, 12/24/83
	Upchurch, vs. Dallas, 1/15/78

MOST YARDS ON PUNT RETURNS

Career	
162	Darrien Gordon, 1997-98
115	Vance Johnson, 1985-93, '95
92	Rick Upchurch, 1975-83
46	Kevin Clark, 1987-88, '90-91
45	Gerald Willhite, 1982-88
38	Glyn Milburn, 1993-95

Game

79	Gordon, vs. N.Y. Jets, 1/17/99
38	Milburn, at L.A. Raiders, 1/9/94
36	Gordon, at Kansas City, 1/4/98
	V. Johnson, at Buffalo, 1/12/92
	V. Johnson, vs. Cleveland, 1/14/90
30	Upchurch, at Pittsburgh, 12/30/78
27	Royal, vs. Pittsburgh, 1/8/12
26	V. Johnson, vs. New England, 1/4/87
25	Upchurch, at Houston, 12/23/79

HIGHEST AVERAGE PER RETURN

Career (min. 2 returns)

14.7	Darrien Gordon, 1997-98 (11-162)
12.7	Glyn Milburn, 1993-95 (3-38)
9.0	Eddie Royal, 2008-11 (3-27)
9.2	Rick Upchurch, 1975-83 (10-92)
8.8	Vance Johnson, 1985-93, '95 (13-115)
7.7	Kevin Clark, 1987-88, '90-91 (6-46)
6.4	Gerald Willhite, 1982-88 (7-45)

Game (min. 2 returns)

15.8	Gordon, vs. N.Y. Jets, 1/17/99 (5-79)
15.0	Upchurch, at Pittsburgh, 12/30/78 (2-30)
12.7	Milburn, at L.A. Raiders, 1/9/94 (3-38)
12.5	Upchurch, at Houston, 12/23/79 (2-25)
12.0	V. Johnson, at Buffalo, 1/12/92 (3-36)
9.5	Gordon, at Pittsburgh, 1/11/98 (2-19)
9.0	Royal, vs. Pittsburgh, 1/8/12 (3-27)

MOST PUNT RETURN TOUCHDOWNS

Career	None
Game	None

LONGEST PUNT RETURN

36	Darrien Gordon, vs. N.Y. Jets, 1/17/99
36	Darrien Gordon, at Kansas City, 1/4/98
22	Rick Upchurch, at Pittsburgh, 12/30/78
19	Darrien Gordon, at Pittsburgh, 1/11/98
18	Eddie Royal, vs. Pittsburgh, 1/8/12
	Glyn Milburn, at L.A. Raiders, 1/9/94
17	Gerald Willhite, vs. Pittsburgh, 12/30/84
	Rick Upchurch, at Houston, 12/23/79
14	Darrien Gordon, vs. Jacksonville, 12/27/97

KICKOFF RETURNS

MOST KICKOFF RETURNS

Career	
21	Ken Bell, 1986-89
20	Vaughn Hebron, 1996-98
12	Rick Upchurch, 1975-83
8	Charlie Adams, 2003-05
	Reuben Droughns, 2002-04
	Darren Carrington, 1989
6	Glyn Milburn, 1993-95
	Alton Montgomery, 1990-92
5	Matthew Willis, 2009-11
	Cecil Sapp, 2003-07
	Gene Lang, 1984-87
Game	
6	Droughns, at Indianapolis, 1/4/04
	Milburn, at L.A. Raiders, 1/9/94
	Carrington, vs. San Francisco, 1/28/90
5	K. Bell, vs. Washington, 1/31/88

MOST YARDS ON KICKOFF RETURNS

Career	
460	Vaughn Hebron, 1996-98
383	Ken Bell, 1986-89
259	Rick Upchurch, 1975-83
197	Darren Carrington, 1989
189	Charlie Adams, 2003-05
169	Reuben Droughns, 2002-04
122	Alton Montgomery, 1990-92
97	Cecil Sapp, 2003-07
87	Matthew Willis, 2009-11
85	Glyn Milburn, 1993-95
Game	
146	Carrington, vs. San Francisco, 1/28/90
133	Droughns, at Indianapolis, 1/4/04
110	Adams, vs. Pittsburgh, 1/22/06

POSTSEASON IND. RECORDS — RETURNS / KICKING / SCORING

MOST YARDS ON KICKOFF RETURNS, GAME, CONT.

94	Upchurch, vs. Dallas, 1/15/78
88	Montgomery, vs. Houston, 1/4/92
	K. Bell, vs. Washington, 1/31/88
87	Hebron, vs. Jacksonville, 12/27/97
86	Sapp, at Indianapolis, 1/9/05
85	Hebron, vs. Jacksonville, 1/4/97
	Milburn, at L.A. Raiders, 1/9/94

HIGHEST AVERAGE PER KICKOFF RETURN

Career (min. 3 returns)

27.25	John Schultz, 1976-78 (4-109)
24.63	Darren Carrington, 1989 (8-197)
23.63	Charlie Adams, 2003-05 (8-189)
23.00	Vaughn Hebron, 1996-98 (20-460)
21.58	Rick Upchurch, 1975-83 (12-259)
21.13	Reuben Droughns, 2002-04 (8-169)
20.33	Alton Montgomery, 1990-92 (6-122)
20.25	Zach Thomas, 1983-84 (4-81)
19.40	Cecil Sapp, 2003-07 (5-97)
18.67	Dave Preston, 1978-83 (3-56)

Game (min. 2 returns)

31.33	Upchurch, vs. Dallas, 1/15/78 (3-94)
31.00	Bell, vs. Pittsburgh, 1/7/90 (2-62)
	Schultz, vs. Dallas, 1/15/78 (2-62)
29.00	Hebron, vs. Jacksonville, 12/27/97 (3-87)
28.33	Hebron, vs. Jacksonville, 1/4/97 (3-85)
28.00	Willhite, vs. Pittsburgh, 12/30/84 (2-56)
27.50	Adams, vs. Pittsburgh, 1/22/06 (4-110)
25.50	Hebron, at Kansas City, 1/4/98 (2-51)
	Carrington, vs. Pittsburgh, 1/7/90 (2-51)
24.33	Carrington, vs. San Francisco, 1/28/90 (6-146)

MOST KICKOFF RETURN TOUCHDOWNS

Career

None

Game

None

LONGEST KICKOFF RETURN

67	Rick Upchurch, vs. Dallas, 1/15/78
51	Vaughn Hebron, vs. Jacksonville, 12/27/97
47	Charlie Adams, vs. Pittsburgh, 1/22/06
41	Triandos Luke, at Indianapolis, 1/9/05
39	Darren Carrington, vs. San Francisco, 1/28/90
38	Vaughn Hebron, vs. Jacksonville, 1/4/97
37	John Schultz, vs. Dallas, 1/15/78
35	Ken Bell, vs. New England, 1/4/87
33	Reuben Droughns, at Indianapolis, 1/4/04
32	Vaughn Hebron, vs. Green Bay, 1/25/98

KICKING

MOST PAT ATTEMPTS

Career

40	Jason Elam, 1993-2007
19	Rich Karlis, 1982-88
12	David Treadwell, 1989-92
9	Jim Turner, 1971-79
3	Matt Prater, 2008-11

Game

6	Elam, vs. Jacksonville, 12/27/97
5	Elam, vs. Miami, 1/9/99
	Karlis, vs. Cleveland, 1/17/88
4	Elam, vs. Atlanta, 1/31/99
	Elam, vs. Green Bay, 1/25/98
	Treadwell, vs. Cleveland, 1/14/90
	Karlis, vs. Houston, 1/10/88
	Turner, vs. Pittsburgh, 12/24/77

MOST PATS MADE

Career

39	Jason Elam, 1993-2007
19	Rich Karlis, 1982-88
11	David Treadwell, 1989-92
9	Jim Turner, 1971-79
3	Matt Prater, 2008-11

Game

6	Elam, vs. Jacksonville, 12/27/97
5	Elam, vs. Miami, 1/9/99
	Karlis, vs. Cleveland, 1/17/88

4	Elam, vs. Atlanta, 1/31/99
	Elam, vs. Green Bay, 1/25/98
	Treadwell, vs. Cleveland, 1/14/90
	Karlis, vs. Houston, 1/10/88
	Turner, vs. Pittsburgh, 12/24/77

HIGHEST PAT PERCENTAGE

Career

1.000	Matt Prater, 2008-11 (3-3)
	Rich Karlis, 1982-88 (19-19)
	Jim Turner, 1971-79 (9-9)
.975	Jason Elam, 1993-2007 (39-40)
.916	David Treadwell, 1989-92 (11-12)

MOST FIELD GOALS ATTEMPTED

Career

18	Jason Elam, 1993-2007
	Rich Karlis, 1982-88
11	David Treadwell, 1989-92
8	Jim Turner, 1971-79
4	Matt Prater, 2008-11

Game

4	Elam, vs. Atlanta, 1/31/99
	Treadwell, vs. Cleveland, 1/28/90
	Karlis, vs. N.Y. Giants, 1/25/87
3	Prater, vs. Pittsburgh, 1/8/12
	Elam, vs. N.Y. Jets, 1/17/99
	Treadwell, at Buffalo, 1/12/92
	Karlis, at Cleveland, 1/11/87 (OT)
	Karlis, vs. Pittsburgh, 12/30/84
	Turner, vs. Oakland, 1/1/78

MOST FIELD GOALS MADE

Career

15	Jason Elam, 1993-2007
12	Rich Karlis, 1982-88
7	David Treadwell, 1989-92
4	Matt Prater, 2008-11
	Jim Turner, 1971-79

Game

3	Prater, vs. Pittsburgh, 1/8/12
	Elam, vs. N.Y. Jets, 1/17/99
	Treadwell, vs. Cleveland, 1/14/90
	Karlis, at Cleveland, 1/11/87 (OT)
2	Elam, vs. New England, 1/14/06
	Elam, vs. Atlanta, 1/31/99
	Treadwell, vs. Houston, 1/4/92
	Karlis, vs. Houston, 1/10/88
	Karlis, vs. N.Y. Giants, 1/25/87
	Karlis, vs. New England, 1/4/87
	Turner, vs. Pittsburgh, 12/24/77

HIGHEST FIELD GOAL PERCENTAGE

Career

1.000	Matt Prater, 2008-11 (4-4)
.833	Jason Elam, 1993-2007 (15-18)
.667	Rich Karlis, 1982-88 (12-18)
.636	David Treadwell, 1989-92 (7-11)
.500	Jim Turner, 1971-79 (4-8)

LONGEST FIELD GOAL

51	Jason Elam, vs. Green Bay, 1/25/98
50	Jason Elam, vs. New England, 1/14/06
49	Jason Elam, at Indianapolis, 1/4/04
	David Treadwell, vs. Houston, 1/4/92
48	Jason Elam, vs. N.Y. Jets, 1/17/99
	Rich Karlis, vs. N.Y. Giants, 1/25/87
47	Jim Turner, vs. Dallas, 1/15/78
44	Jim Turner, vs. Pittsburgh, 12/24/77
43	Jason Elam, at Pittsburgh, 1/11/98
	David Treadwell, vs. Pittsburgh, 1/7/90
	Rich Karlis, vs. Houston, 1/10/88

SCORING

MOST TOUCHDOWNS SCORED

Career

12	Terrell Davis, 1995-2002
6	Rod Smith, 1995-2007
	John Elway, 1983-98
4	Howard Griffith, 1997-2001
	Vance Johnson, 1985-93, '95
3	Mike Anderson, 2000-05
	Derek Loville, 1997-99
	Sammy Winder, 1982-90

POSTSEASON IND. / TEAM RECORDS — RESULTS / SCORING

MOST TOUCHDOWNS SCORED, CONT.

Game

- 3 Davis, vs. Green Bay, 1/25/98
2 11 times (last: Anderson vs. New England, 1/14/06)

MOST POINTS SCORED

Career

- 84 Jason Elam, 1993-2007
74 Terrell Davis, 1995-2002
55 Rich Karlis, 1982-88
36 Rod Smith, 1995-2007
John Elway, 1983-98
32 David Treadwell, 1989-92
24 Howard Griffith, 1997-2001
Vance Johnson, 1985-93, '95
21 Jim Turner, 1971-79
18 Mike Anderson, 2000-05
Derek Loville, 1997-99
Sammy Winder, 1982-90

Game

- 18 Davis, vs. Green Bay, 1/25/98
13 Treadwell, vs. Cleveland, 1/14/90
12 11 times (last: Anderson, vs. New England, 1/14/06)

POSTSEASON GAME-BY-GAME

Won-Lost Record: 18-16

- 1/14/12 **New England 45, Denver 10**
AFC Divisional Playoff Game
(Gillette Stadium, att.: 68,756)
1/8/12 **Denver 29, Pittsburgh 23 (OT)**
AFC Wild Card Playoff Game
(Sports Authority Field at Mile High, att.: 75,970)
1/22/06 **Pittsburgh 34, Denver 17**
AFC Championship Game
(INVESCO Field at Mile High, att.: 76,775)
1/14/06 **Denver 27, New England 13**
AFC Divisional Playoff Game
(INVESCO Field at Mile High, att.: 76,238)
1/9/05 **Indianapolis 49, Denver 24**
AFC Wild Card Playoff Game
(RCA Dome, att.: 56,609)
1/4/04 **Indianapolis 41, Denver 10**
AFC Wild Card Playoff Game
(RCA Dome, att.: 56,586)
12/31/00 **Baltimore 21, Denver 3**
AFC Wild Card Playoff Game
(PSINet Stadium, att.: 69,638)
1/31/99 **Denver 34, Atlanta 19**
Super Bowl XXXIII
(Pro Player Stadium, att.: 74,803)
1/17/99 **Denver 23, New York Jets 10**
AFC Championship Game
(Mile High Stadium, att.: 75,482)
1/9/99 **Denver 38, Miami 3**
AFC Divisional Playoff Game
(Mile High Stadium, att.: 75,729)
1/25/98 **Denver 31, Green Bay 24**
Super Bowl XXXII
(Qualcomm Stadium, att.: 68,912)
1/11/98 **Denver 24, Pittsburgh 21**
AFC Championship Game
(Three Rivers Stadium, att.: 61,382)
1/4/98 **Denver 14, Kansas City 10**
AFC Divisional Playoff Game
(Arrowhead Stadium, att.: 76,965)
12/27/97 **Denver 42, Jacksonville 17**
AFC Wild Card Playoff Game
(Mile High Stadium, att.: 74,481)
1/4/97 **Jacksonville 30, Denver 27**
AFC Divisional Playoff Game
(Mile High Stadium, att.: 75,678)
1/9/94 **Los Angeles Raiders 42, Denver 24**
AFC Wild Card Playoff Game
(L.A. Coliseum, att.: 65,314)
1/12/92 **Buffalo 10, Denver 7**
AFC Championship Game
(Rich Stadium, att.: 80,272)

- 1/4/92 **Denver 26, Houston 24**
AFC Divisional Playoff Game
(Mile High Stadium, att.: 75,301)
1/28/90 **San Francisco 55, Denver 10**
Super Bowl XXIV
(Superdome, att.: 72,919)
1/14/90 **Denver 37, Cleveland 21**
AFC Championship Game
(Mile High Stadium, att.: 76,005)
1/7/90 **Denver 24, Pittsburgh 23**
AFC Divisional Playoff Game
(Mile High Stadium, att.: 75,868)
1/31/88 **Washington 42, Denver 10**
Super Bowl XXII
(Jack Murphy Stadium, att.: 73,302)
1/17/88 **Denver 38, Cleveland 33**
AFC Championship Game
(Mile High Stadium, att.: 75,993)
1/10/88 **Denver 34, Houston 10**
AFC Divisional Playoff Game
(Mile High Stadium, att.: 75,968)
1/25/87 **New York Giants 39, Denver 20**
Super Bowl XXI
(Rose Bowl, att.: 101,063)
1/11/87 **Denver 23, Cleveland 20 (OT)**
AFC Championship Game
(Cleveland Stadium, att.: 79,915)
1/4/87 **Denver 22, New England 17**
AFC Divisional Playoff Game
(Mile High Stadium, att.: 76,105)
12/30/84 **Pittsburgh 24, Denver 17**
AFC Divisional Playoff Game
(Mile High Stadium, att.: 74,981)
12/24/83 **Seattle 31, Denver 7**
AFC Wild Card Playoff Game
(Kingdome, att.: 60,752)
12/23/79 **Houston 13, Denver 7**
AFC Wild Card Playoff Game
(Astrodome, att.: 48,776)
12/30/78 **Pittsburgh 33, Denver 10**
AFC Divisional Playoff Game
(Three Rivers Stadium, att.: 48,921)
1/15/78 **Dallas 27, Denver 10**
Super Bowl XII
(Superdome, att.: 76,400)
1/1/78 **Denver 20, Oakland 17**
AFC Championship Game
(Mile High Stadium, att.: 74,982)
12/24/77 **Denver 34, Pittsburgh 21**
AFC Divisional Playoff Game
(Mile High Stadium, att.: 75,011)

SCORING

MOST POINTS SCORED

- 42 vs. Jacksonville, 12/27/97
38 vs. Miami, 1/9/99
vs. Cleveland, 1/17/88
37 vs. Cleveland, 1/14/90
34 vs. Atlanta, 1/31/99
vs. Houston, 1/10/88
vs. Pittsburgh, 12/24/77
31 vs. Green Bay, 1/25/98
29 vs. Pittsburgh, 1/8/12
27 vs. New England, 1/14/06
vs. Jacksonville, 1/4/97

MOST POINTS SCORED, ONE HALF

- 27 vs. Cleveland, 1/14/90 (2nd)
24 at Pittsburgh, 1/11/98 (1st)
23 vs. N.Y. Jets, 1/17/99 (2nd)
21 at Indianapolis, 1/9/05 (2nd)
vs. Miami, 1/9/99 (1st)
vs. Jacksonville, 12/27/97 (2nd)
vs. Jacksonville, 12/27/97 (1st)
at L.A. Raiders, 1/9/94 (1st)
vs. Cleveland, 1/17/88 (1st)
20 vs. Pittsburgh, 1/8/12 (1st)
vs. Pittsburgh, 12/24/77 (2nd)

POSTSEASON TEAM RECORDS — SCORING / OFFENSE

MOST POINTS SCORED, ONE QUARTER

21	vs. Jacksonville, 12/27/97 (4th)
20	vs. Pittsburgh, 1/8/12 (2nd)
	vs. N.Y. Jets, 1/17/99 (3rd)
17	vs. Atlanta, 1/31/99 (4th)
	at Pittsburgh, 1/11/98 (2nd)
15	vs. Jacksonville, 1/4/97 (4th)
14	at Indianapolis, 1/9/05 (3rd)
	vs. Miami, 1/9/99 (4th)
	vs. Miami, 1/9/99 (1st)
	vs. Jacksonville, 12/27/97 (1st)
	at L.A. Raiders, 1/9/94 (2nd)
	vs. Cleveland, 1/14/90 (3rd)
	vs. Cleveland, 1/17/88 (1st)

TOTAL OFFENSE

MOST TOTAL PLAYS

77	at Cleveland, 1/11/87 (OT)
76	vs. Jacksonville, 12/27/97
	vs. Cleveland, 1/14/90
75	vs. N.Y. Jets, 1/17/99
	vs. New England, 1/4/87
73	at L.A. Raiders, 1/9/94
71	at New England, 1/14/12
69	at Buffalo, 1/12/92
	at Seattle, 12/24/83

MOST TOTAL YARDS

511	vs. Jacksonville, 12/27/97 (310 rush/201 pass)
497	vs. Cleveland, 1/14/90 (120/377)
457	vs. Atlanta, 1/31/99 (121/336)
447	vs. Pittsburgh, 1/8/12 (131/316) (OT)
441	vs. New England, 1/4/87 (188/253)
424	vs. Miami, 1/9/99 (250/174)
418	vs. Houston, 1/4/92 (151/267)
412	vs. Cleveland, 1/17/88 (156/256)
387	at L.A. Raiders, 1/9/94 (56/331)
374	at Cleveland, 1/11/87 (149/225) (OT)

HIGHEST AVERAGE GAIN PER PLAY

8.1	vs. Pittsburgh, 1/8/12 (55-447)
7.0	vs. Atlanta, 1/31/99 (65-457)
7.0	vs. Pittsburgh, 1/7/90 (52-364) (OT)
6.8	vs. Miami, 1/9/99 (62-424)
6.7	vs. Jacksonville, 12/27/97 (76-511)
6.5	vs. Cleveland, 1/14/90 (52-364)
6.4	vs. Houston, 1/4/92 (65-418)
6.1	vs. Cleveland, 1/17/88 (67-412)
5.9	vs. Jacksonville, 1/4/97 (60-351)
5.8	at Indianapolis, 1/9/05 (58-338)

RUSHING

MOST RUSHES

49	vs. Jacksonville, 12/27/97
42	vs. New England, 1/4/87
40	at New England, 1/14/12
39	vs. Green Bay, 1/25/98
	vs. Cleveland, 1/14/90
	vs. Cleveland, 1/17/88
38	vs. N.Y. Jets, 1/17/99
	vs. Miami, 1/9/99
37	at Cleveland, 1/11/87 (OT)
	vs. Oakland, 1/1/78
	vs. Pittsburgh, 12/24/77

MOST RUSHING YARDS

310	vs. Jacksonville, 12/27/97
250	vs. Miami, 1/9/99
188	vs. New England, 1/4/87
179	vs. Green Bay, 1/25/98
178	vs. N.Y. Jets, 1/17/99
156	vs. Cleveland, 1/17/88
151	vs. Houston, 1/4/92
150	at Pittsburgh, 1/11/98
149	at Cleveland, 1/11/87 (OT)
146	at Indianapolis, 1/4/04

HIGHEST AVERAGE GAIN PER RUSH (MIN. 10 RUSHES)

6.6	vs. Miami, 1/9/99 (38-250)
6.3	vs. Jacksonville, 12/27/97 (49-310)
6.0	vs. Jacksonville, 1/4/97 (21-126)
5.7	vs. Washington, 1/31/88 (17-97)
5.6	at Indianapolis, 1/4/04 (26-146)
5.0	at Pittsburgh, 1/11/98 (30-150)
4.9	vs. Houston, 1/4/92 (31-151)
4.7	vs. N.Y. Jets, 1/17/99 (38-178)

MOST RUSHING TOUCHDOWNS

5	vs. Jacksonville, 12/27/97
4	vs. Green Bay, 1/25/98
3	vs. Atlanta, 1/31/99
	vs. Miami, 1/9/99
2	Eight times (last: vs. New England, 1/14/06)

PASSING

MOST PASS ATTEMPTS

54	at L.A. Raiders, 1/9/94
41	vs. N.Y. Giants, 1/25/87
39	vs. Washington, 1/31/88
38	at Baltimore, 12/31/00
	vs. Jacksonville, 1/4/97
	at Cleveland, 1/11/87 (OT)
	vs. Pittsburgh, 12/24/77
36	vs. Cleveland, 1/14/90

MOST COMPLETIONS

32	at L.A. Raiders, 1/9/94
26	vs. N.Y. Giants, 1/25/87
25	vs. Jacksonville, 1/4/97
24	at Indianapolis, 1/9/05
	at Seattle, 12/24/83
23	at Indianapolis, 1/4/04
22	at Buffalo, 1/12/92
	at Cleveland, 1/11/87 (OT)

HIGHEST COMPLETION PERCENTAGE (MIN. 10 ATTEMPTS)

.767	at Indianapolis, 1/4/04 (23/30)
.706	at Indianapolis, 1/9/05 (24/34)
	at Seattle, 12/24/83 (24/34)
.667	vs. Jacksonville, 12/27/97 (16/24)
	at Buffalo, 1/12/92 (22/33)
.658	vs. Jacksonville, 1/4/97 (25/38)
.634	vs. N.Y. Giants, 1/25/87 (26/41)
.621	vs. Atlanta, 1/31/99 (18/29)
.609	vs. Miami, 1/9/99 (14/23)

MOST YARDS PASSING (NET YARDS)

377	vs. Cleveland, 1/14/90
336	vs. Atlanta, 1/31/99
331	at L.A. Raiders, 1/9/94
320	vs. N.Y. Giants, 1/25/87
316	vs. Pittsburgh, 1/8/12 (OT)
267	vs. Houston, 1/4/92
260	at Indianapolis, 1/9/05
256	vs. Cleveland, 1/17/88
255	vs. Houston, 1/10/88
253	vs. New England, 1/4/87

MOST TOUCHDOWN PASSES

3	at L.A. Raiders, 1/9/94
	vs. Cleveland, 1/14/90
	vs. Cleveland, 1/17/88
2	Eight times (last: vs. Pittsburgh, 1/8/12 (OT))

MOST INTERCEPTIONS THROWN

4	vs. Dallas, 1/15/78
3	vs. Washington, 1/31/88
2	vs. Pittsburgh, 1/22/06
	at Indianapolis, 1/4/04
	vs. San Francisco, 1/28/90
	vs. New England, 1/4/87
	vs. Pittsburgh, 12/30/84
	at Seattle, 12/24/83

POSTSEASON TEAM RECORDS — FIRST DOWNS / SPECIAL TEAMS

MOST TIMES SACKED

6	vs. San Francisco, 1/28/90 at Houston, 12/23/79 at Pittsburgh, 12/30/78
5	at New England, 1/14/12 at Baltimore, 12/31/00 vs. Washington, 1/31/88
4	at Buffalo, 1/12/92 vs. N.Y. Giants, 1/25/87 vs. Pittsburgh, 12/30/84 vs. Dallas, 1/15/78

MOST YARDAGE LOST ON SACKS

50	vs. Washington, 1/31/88
43	at Baltimore, 12/31/00
40	at Houston, 12/23/79
37	vs. Pittsburgh, 12/30/84 at Pittsburgh, 12/30/78 at Buffalo, 1/12/92
34	vs. San Francisco, 1/28/90
32	vs. N.Y. Giants, 1/25/87

FIRST DOWNS

MOST FIRST DOWNS

28	vs. Jacksonville, 12/27/97
26	at L.A. Raiders, 1/9/94 vs. Houston, 1/4/92 vs. Miami, 1/9/99
24	vs. Cleveland, 1/17/88
23	at Pittsburgh, 1/11/98 vs. N.Y. Giants, 1/25/87 vs. New England, 1/4/87
22	vs. Atlanta, 1/31/99

MOST FIRST DOWNS RUSHING

18	vs. Jacksonville, 12/27/97
14	vs. Green Bay, 1/25/98
13	vs. Miami, 1/9/99 vs. Houston, 1/4/92
12	vs. New England, 1/4/87
10	at Indianapolis, 1/4/04 vs. Cleveland, 1/17/88

MOST FIRST DOWNS PASSING

18	at L.A. Raiders, 1/9/94
16	vs. N.Y. Giants, 1/25/87
15	at Pittsburgh, 1/11/98
14	at Indianapolis, 1/9/05 vs. Atlanta, 1/31/99 vs. Cleveland, 1/14/90 at Seattle, 12/24/83
13	vs. Jacksonville, 1/4/97 at Buffalo, 1/12/92 at Cleveland, 1/11/87 (OT)

MOST FIRST DOWNS BY PENALTY

4	at L.A. Raiders, 1/9/94
3	vs. Pittsburgh, 1/22/06 at Kansas City, 1/4/98 vs. Cleveland, 1/17/88 at Cleveland, 1/11/87 (OT)

PUNTS

MOST PUNTS

9	at Baltimore, 12/31/00
8	vs. N.Y. Jets, 1/17/99
7	at New England, 1/14/12 vs. Washington, 1/31/88 at Cleveland, 1/11/87 (OT)

HIGHEST PUNTING AVERAGE (MIN. 4 PUNTS)

47.8	at Seattle, 12/24/83 (4-191)
46.4	vs. Cleveland, 1/14/90 (5-232)
46.0	vs. New England, 1/4/87 (6-276)
45.7	vs. New England, 1/14/06 (6-274)
44.3	at Houston, 12/23/79 (6-266)

HIGHEST NET PUNTING AVERAGE (MIN. 4 PUNTS)

41.0	vs. Pittsburgh, 1/8/12 (OT) (4-164)
40.3	at Buffalo, 1/12/92 (6-242)
40.0	vs. Pittsburgh, 12/30/84 (4-160)
39.5	vs. New England, 1/14/06 (6-237) vs. Oakland, 1/1/78 (4-158)

PUNT RETURNS

MOST PUNT RETURNS

5	vs. N.Y. Jets, 1/17/99
4	at Baltimore, 12/31/00 vs. Cleveland, 1/14/90 vs. New England, 1/4/87 vs. Dallas, 1/15/78 vs. Oakland, 1/1/78

MOST YARDS ON PUNT RETURNS

79	vs. N.Y. Jets, 1/17/99
38	at L.A. Raiders, 1/9/94
36	at Kansas City, 1/4/98 at Buffalo, 1/12/92 vs. Cleveland, 1/14/90
35	vs. New England, 1/4/87

MOST PUNT RETURN TOUCHDOWNS

None

KICKOFF RETURNS

MOST KICKOFF RETURNS

9	vs. San Francisco, 1/28/90
8	at Indianapolis, 1/9/05
6	at Indianapolis, 1/4/04 vs. Jacksonville, 1/4/97 at L.A. Raiders, 1/9/94 at Seattle, 12/24/83 at Pittsburgh, 12/30/78 vs. Dallas, 1/15/78

MOST YARDS ON KICKOFF RETURNS

196	vs. San Francisco, 1/28/90
188	at Indianapolis, 1/9/05
173	vs. Dallas, 1/15/78
133	at Indianapolis, 1/4/04
123	vs. Jacksonville, 1/4/97
121	vs. Pittsburgh, 1/22/06
119	vs. Pittsburgh, 1/7/90
118	at Seattle, 12/24/83
95	vs. Green Bay, 1/25/98
88	Two times (last: vs. Houston, 1/4/92)

MOST KICKOFF RETURN TOUCHDOWNS

None

FIELD GOALS

MOST FIELD GOALS ATTEMPTED

4	vs. Atlanta, 1/31/99 vs. Cleveland, 1/14/90 vs. N.Y. Giants, 1/25/87
3	vs. Pittsburgh, 1/8/12 (OT) vs. N.Y. Jets, 1/17/99 at Buffalo, 1/12/92 at Cleveland, 1/11/87 (OT) vs. Pittsburgh, 12/30/84 vs. Oakland, 1/1/78

MOST FIELD GOALS MADE

3	vs. Pittsburgh, 1/8/12 (OT) vs. N.Y. Jets, 1/17/99 vs. Cleveland, 1/14/90 at Cleveland, 1/11/87 (OT)
2	vs. New England, 1/14/06 vs. Atlanta, 1/31/99 vs. Houston, 1/4/91 vs. Houston, 1/10/88 vs. N.Y. Giants, 1/25/87 vs. New England, 1/4/87 vs. Pittsburgh, 12/24/77

POSTSEASON TEAM RECORDS — TURNOVERS / PENALTIES / DEFENSE

FUMBLES

MOST BRONCOS FUMBLES

- 4 at Kansas City, 1/4/98
at Buffalo, 1/12/92
vs. Dallas, 1/15/78
- 3 Four times (last: vs. Jacksonville, 12/27/97)

MOST BRONCOS FUMBLES LOST

- 4 vs. Dallas, 1/15/78
- 2 Six times (last: vs. Pittsburgh, 1/22/06)

MOST OPPONENT FUMBLES

- 6 vs. Dallas, 1/15/78
- 4 vs. N.Y. Jets, 1/17/99
at Pittsburgh, 12/30/78
- 3 Six times (last: vs. New England, 1/14/06)

MOST OPPONENT FUMBLES RECOVERED

- 4 vs. N.Y. Jets, 1/17/99
- 3 vs. New England, 1/14/06
vs. Cleveland, 1/17/88
- 2 Five times (last: vs. Green Bay, 1/25/98)

TURNOVERS

MOST TAKEAWAYS

- 6 vs. N.Y. Jets, 1/17/99 (2 INT / 4 FUM)

MOST GIVEAWAYS

- 8 vs. Dallas, 1/15/78 (4 INT / 4 FUM)

BEST TAKEAWAY RATIO

- +6 vs. N.Y. Jets, 1/17/99 (6 Takeaways / 0 Giveaways)

WORST TAKEAWAY RATIO

- 6 vs. Dallas, 1/15/78 (2 Takeaways / 8 Giveaways)

PENALTIES

MOST PENALTIES

- 10 at L.A. Raiders, 1/9/94
- 9 vs. Jacksonville, 12/27/97
- 8 at Kansas City, 1/4/98
vs. Jacksonville, 1/4/97
at Pittsburgh, 12/30/78
vs. Dallas, 1/15/78
vs. Oakland, 1/1/78

MOST YARDS PENALIZED

- 104 at Pittsburgh, 12/30/78
- 97 at L.A. Raiders, 1/9/94
- 94 vs. Jacksonville, 12/27/97
- 70 vs. Houston, 1/4/92
at Houston, 12/23/79
- 65 vs. Green Bay, 1/25/98
- 64 at Kansas City, 1/4/98
vs. Jacksonville, 1/4/97
- 61 vs. Atlanta, 1/31/99
- 60 vs. Dallas, 1/15/78

FEWEST PENALTIES

- 0 vs. San Francisco, 1/28/90
- 1 vs. Cleveland, 1/14/90
vs. Pittsburgh, 12/30/84
- 2 vs. Pittsburgh, 1/7/90
- 3 Two times (last: vs. New England, 1/4/87)

FEWEST YARDS PENALIZED

- 0 vs. San Francisco, 1/28/90
- 5 vs. Cleveland, 1/14/90
vs. Pittsburgh, 12/30/84
- 19 vs. Pittsburgh, 1/7/90
- 20 Four times (last: vs. Pittsburgh, 1/22/06)

TOTAL DEFENSE

FEWEST TOTAL PLAYS ALLOWED

- 49 vs. Jacksonville, 12/27/97
- 51 vs. Miami, 1/9/99
- 53 at L.A. Raiders, 1/9/94
at Seattle, 12/24/83
- 54 at Indianapolis, 1/4/04
vs. New England, 1/4/87

- 55 at Baltimore, 12/31/00
- 55 vs. Houston, 1/4/92
- 57 vs. New England, 1/14/06
- 58 at Indianapolis, 1/9/05

FEWEST TOTAL YARDS ALLOWED

- 213 at Buffalo, 1/12/92 (104 rush/109 pass)
- 237 vs. Jacksonville, 12/27/97 (50/187)
- 240 at Baltimore, 12/31/00 (122/118)
- 252 vs. Miami, 1/9/99 (14/238)
- 256 vs. Cleveland, 1/14/90 (66/190)
- 271 vs. New England, 1/4/87 (121/150)
- 282 at Houston, 12/23/79 (135/147)
- 298 vs. Oakland, 1/1/78 (94/204)
- 303 at Kansas City, 1/4/98 (77/226)
- 304 vs. Pittsburgh, 12/24/77 (127/177)

LOWEST AVERAGE YIELD PER PLAY

- 3.5 at Buffalo, 1/12/92 (63-213)
- 4.0 vs. Pittsburgh, 12/24/77 (76-304)
- 4.1 vs. Cleveland, 1/14/90 (62-256)
- 4.1 vs. Oakland, 1/1/78 (72-298)

RUSHING DEFENSE

FEWEST RUSHES ALLOWED

- 13 vs. N.Y. Jets, 1/17/99
vs. Miami, 1/9/99
- 14 vs. Jacksonville, 12/27/97
vs. Cleveland, 1/14/90
- 19 vs. Houston, 1/4/92
- 20 vs. Green Bay, 1/25/98
- 21 vs. New England, 1/14/06
- 23 vs. Pittsburgh, 1/8/12 (OT)
at Indianapolis, 1/4/04
vs. Atlanta, 1/31/99

FEWEST RUSHING YARDS ALLOWED

- 14 vs. N.Y. Jets, 1/17/99
vs. Miami, 1/9/99
- 50 vs. Jacksonville, 12/27/97
- 66 vs. Cleveland, 1/14/90
- 73 vs. Houston, 1/10/88
- 76 at Indianapolis, 1/9/05
- 77 at Kansas City, 1/4/98
- 79 vs. New England, 1/14/06
- 85 at Indianapolis, 1/4/04
- 90 vs. Pittsburgh, 1/22/06

LOWEST AVERAGE YIELD PER RUSH (MIN. 10 RUSHES)

- 1.1 vs. N.Y. Jets, 1/17/99 (13-14)
vs. Miami, 1/9/99 (13-14)
- 2.6 vs. Oakland, 1/1/78 (36-94)
- 2.7 vs. Pittsburgh, 1/22/06 (33-90)
- 2.8 vs. Houston, 1/10/88 (26-73)
- 3.0 at Buffalo, 1/12/92 (35-104)
- 3.0 at Cleveland, 1/11/87 (33-100) (OT)

PASSING DEFENSE

FEWEST PASS ATTEMPTS ALLOWED

- 13 at Seattle, 12/24/83
- 15 at Baltimore, 12/31/00
- 19 at L.A. Raiders, 1/9/94
- 22 at Houston, 12/23/79
- 24 vs. New England, 1/4/87
- 25 at Buffalo, 1/12/92
vs. N.Y. Giants, 1/25/87
- 28 Two times (last: vs. Pittsburgh, 12/30/84)

FEWEST COMPLETIONS ALLOWED

- 9 at Baltimore, 12/31/00
- 10 at Houston, 12/23/79
- 12 at Seattle, 12/24/83
- 13 at L.A. Raiders, 1/9/94
at Buffalo, 1/12/92
vs. New England, 1/4/87
- 16 at Pittsburgh, 12/30/78
- 17 Two times (last: vs. Pittsburgh, 12/30/84)

POSTSEASON TEAM RECORDS — DEFENSE / MISCELLANEOUS

LOWEST COMPLETION PCT. ALLOWED (MIN. 10 ATTEMPTS)

.432	vs. Cleveland, 1/14/90 (19-44)
.455	at Houston, 12/23/79 (10-22)
.486	vs. Oakland, 1/1/78 (17-35)
.500	at Pittsburgh, 1/11/98 (18-36)
.514	vs. Pittsburgh, 12/24/77 (19-37)
.520	at Buffalo, 1/12/92 (13-25)
.542	vs. New England, 1/4/87 (13-24)
.543	vs. Atlanta, 1/31/99 (19-35)
.550	vs. Pittsburgh, 1/8/12 (OT)
.552	at Pittsburgh, 12/30/78 (16-29)

FEWEST YARDS PASSING ALLOWED (NET YARDS)

109	at Buffalo, 1/12/92
118	at Baltimore, 12/31/00
147	at Houston, 12/23/79
150	vs. New England, 1/4/87
177	vs. Pittsburgh, 12/24/77
179	at Seattle, 12/24/83
182	vs. Dallas, 1/15/78
187	vs. Jacksonville, 12/27/97
190	vs. Cleveland, 1/14/90
193	at Pittsburgh, 1/11/98

MOST OPPONENT PASSES INTERCEPTED

3	vs. Atlanta, 1/31/99
	at Pittsburgh, 1/11/98
	vs. Cleveland, 1/14/90
	vs. Pittsburgh, 12/24/77
2	Seven times (last: vs. New England, 1/14/06)

MOST YARDS ON INTERCEPTION RETURNS

136	vs. Atlanta, 1/31/99
105	vs. New England, 1/14/06
75	vs. Houston, 1/10/88
64	vs. Pittsburgh, 12/24/77
48	vs. N.Y. Jets, 1/17/99
	vs. Miami, 1/9/99
40	at Cleveland, 1/11/87 (OT)
14	vs. Cleveland, 1/14/90
	vs. Oakland, 1/1/78

MOST SACKS

6	vs. New England, 1/4/87
5	vs. Dallas, 1/15/78
4	at Kansas City, 1/4/98
	vs. Cleveland, 1/14/90
3	at Pittsburgh, 1/11/98
	vs. Jacksonville, 12/27/97

MOST YARDS ON SACKS

44	vs. New England, 1/4/87
35	vs. Dallas, 1/15/78
34	at Kansas City, 1/4/98
21	at Seattle, 12/24/83
20	vs. Cleveland, 1/14/90
	vs. Cleveland, 1/17/88

PUNTING

MOST OPPONENT PUNTS

10	at Baltimore, 12/31/00
9	vs. New England, 1/4/87
8	at Buffalo, 1/12/92
	vs. Cleveland, 1/14/90
7	vs. N.Y. Jets, 1/17/99

LOWEST OPPONENT PUNTING AVERAGE (MIN. 4 PUNTS)

29.5	vs. Jacksonville, 12/27/97 (4-118)
35.5	vs. Green Bay, 1/25/98 (4-142)
36.0	vs. Oakland, 1/1/78 (5-180)
37.0	vs. Pittsburgh, 1/22/06 (4-148)
37.5	vs. Washington, 1/31/88 (4-150)

FIRST DOWNS

FEWEST OPPONENT FIRST DOWNS

12	at Buffalo, 1/12/92
	vs. New England, 1/4/87
13	at Baltimore, 12/31/00
14	vs. Miami, 1/9/99
	vs. Jacksonville, 12/27/97
	vs. Cleveland, 1/14/90
15	vs. New England, 1/14/06
17	Two times (last: at Cleveland, 1/11/87) (OT)

FEWEST OPPONENT RUSHING FIRST DOWNS

1	vs. N.Y. Jets, 1/17/99
	vs. Miami, 1/9/99
3	vs. New England, 1/14/06
	vs. Jacksonville, 12/27/97
	vs. Cleveland, 1/14/90
4	vs. Green Bay, 1/25/98
	at Kansas City, 1/4/98
	at Cleveland, 1/11/87 (OT)
5	Five times (last: vs. Pittsburgh, 1/22/06)

FEWEST OPPONENT PASSING FIRST DOWNS

5	at Buffalo, 1/12/92
6	vs. New England, 1/4/87
	at Houston, 12/23/79
7	at Baltimore, 12/31/00
8	vs. Dallas, 1/15/78
	vs. Pittsburgh, 12/24/77
9	vs. Jacksonville, 12/27/97

FEWEST OPPONENT FIRST DOWNS BY PENALTY

0	vs. Pittsburgh, 1/22/06
	vs. New England, 1/14/06
	at Indianapolis, 1/4/04
	vs. N.Y. Jets, 1/17/99
	vs. San Francisco, 1/28/90
	vs. Cleveland, 1/14/90
	vs. Pittsburgh, 1/7/90
	vs. New England, 1/4/87
	vs. Pittsburgh, 12/30/84
	vs. Pittsburgh, 12/24/77

PENALTIES

MOST OPPONENT PENALTIES

17	at L.A. Raiders, 1/9/94
13	vs. Houston, 1/4/92
12	vs. Dallas, 1/15/78
11	at Pittsburgh, 12/30/78
10	vs. Miami, 1/9/99
	vs. Houston, 1/10/88
	vs. Pittsburgh, 12/24/77
9	vs. Green Bay, 1/25/98
	vs. Jacksonville, 12/27/97
	vs. Cleveland, 1/11/87 (OT)

MOST OPPONENT PENALTY YARDS

130	at L.A. Raiders, 1/9/94
94	vs. Dallas, 1/15/78
88	at Pittsburgh, 12/30/78
85	vs. Houston, 1/4/92
82	vs. New England, 1/14/06

SCORING DEFENSE

FEWEST POINTS ALLOWED

3	vs. Miami, 1/9/99
10	vs. N.Y. Jets, 1/17/99
	at Kansas City, 1/4/98
	at Buffalo, 1/12/92
	vs. Houston, 1/10/88
13	vs. New England, 1/14/06
	at Houston, 12/23/79
17	vs. Jacksonville, 12/27/97
	vs. New England, 1/4/87
	vs. Oakland, 1/1/78

ALL-TIME 1,000-YARD RUSHING SEASONS

Player	Year	Att.	Yards	Avg.	TD
Floyd Little	1971	284	1,133	4.0	6
Otis Armstrong	1974	263	1,407	5.3	9
Otis Armstrong	1976	247	1,008	4.1	5
Sammy Winder	1984	296	1,153	3.9	4
Bobby Humphrey	1989	294	1,151	3.9	7
Bobby Humphrey	1990	288	1,202	4.2	7
Gaston Green	1991	261	1,037	4.0	4
Terrell Davis	1995	237	1,117	4.7	7
Terrell Davis	1996	345	1,538	4.5	13
Terrell Davis	1997	369	1,750	4.7	15
Terrell Davis	1998	392	2,008	5.1	21
Olandis Gary	1999	276	1,159	4.2	7
Mike Anderson	2000	297	1,487	5.0	15
Clinton Portis	2002	273	1,508	5.5	15
Clinton Portis	2003	290	1,591	5.5	14
Reuben Droughns	2004	275	1,240	4.5	6
Mike Anderson	2005	239	1,014	4.2	12
Tatum Bell	2006	233	1,025	4.4	2
Willis McGahee	2011	249	1,199	4.8	4

TOTALS (19) — Terrell Davis 4, Mike Anderson 2, Otis Armstrong 2, Bobby Humphrey 2, Clinton Portis 2, Tatum Bell 1, Reuben Droughns 1, Olandis Gary 1, Gaston Green 1, Floyd Little 1, Willis McGahee 1, Sammy Winder 1.

ALL-TIME 1,000-YARD RECEIVING SEASONS

Player	Year	Rec.	Yards	Avg.	TD
Lionel Taylor	1960	92	1,235	13.4	12
Lionel Taylor	1961	100	1,176	11.8	4
Lionel Taylor	1963	78	1,101	14.1	10
Lionel Taylor	1965	85	1,131	13.3	6
Steve Watson	1981	60	1,244	20.7	13
Steve Watson	1983	59	1,133	19.2	5
Steve Watson	1984	69	1,170	17.0	7
Vance Johnson	1989	76	1,095	14.4	7
Anthony Miller	1994	60	1,107	18.5	5
Shannon Sharpe	1994	87	1,010	11.6	4
Anthony Miller	1995	59	1,079	18.3	14
Shannon Sharpe	1996	80	1,062	13.3	10
Rod Smith	1997	70	1,180	16.9	12
Shannon Sharpe	1997	72	1,107	15.4	3
Rod Smith	1998	86	1,222	14.2	6
Ed McCaffrey	1998	64	1,053	16.5	10
Rod Smith	1999	79	1,020	12.9	4
Ed McCaffrey	1999	71	1,018	14.3	7
Rod Smith	2000	100	1,602	16.0	8
Ed McCaffrey	2000	101	1,317	13.0	9
Rod Smith	2001	113	1,343	11.9	11
Rod Smith	2002	89	1,027	11.5	5
Rod Smith	2004	79	1,144	14.5	7
Ashley Lelie	2004	54	1,084	20.1	7
Rod Smith	2005	85	1,105	13.0	6
Javon Walker	2006	69	1,084	15.7	8
Brandon Marshall	2007	102	1,325	13.0	7
Brandon Marshall	2008	104	1,265	12.2	6
Brandon Marshall	2009	101	1,120	11.1	10
Brandon Lloyd	2010	77	1,448	18.8	11

TOTALS (30) — Rod Smith 8, Lionel Taylor 4, Brandon Marshall 3, Ed McCaffrey 3, Shannon Sharpe 3, Steve Watson 3, Anthony Miller 2, Vance Johnson 1, Ashley Lelie 1, Brandon Lloyd 1, Javon Walker 1.

ALL-TIME 3,000-YARD PASSING SEASONS

Player	Year	Att.	Cmp.	Pct.	Yards	TD	INT	Rtg.
Frank Tripucka	1960	478	248	51.9	3,038	24	34	58.9
Craig Morton	1981	376	225	59.8	3,195	21	14	90.5
John Elway	1985	605	327	54.0	3,891	22	23	70.2
John Elway	1986	504	280	55.6	3,485	19	13	79.0
John Elway	1987	410	224	54.6	3,198	19	12	83.4
John Elway	1988	496	274	55.2	3,309	17	19	71.4
John Elway	1989	416	223	53.6	3,051	18	18	73.7
John Elway	1990	502	294	58.6	3,526	15	14	78.5
John Elway	1991	451	242	53.7	3,253	13	12	75.4
John Elway	1993	551	348	63.2	4,030	25	10	92.8
John Elway	1994	494	307	62.1	3,490	16	10	85.7
John Elway	1995	542	316	58.3	3,970	26	14	86.4
John Elway	1996	466	287	61.6	3,328	26	14	89.2
John Elway	1997	502	280	55.8	3,635	27	11	87.5
Brian Griese	1999	452	261	57.7	3,032	14	14	75.6
Brian Griese	2002	436	291	66.7	3,214	15	15	85.6
Jake Plummer	2004	521	303	58.2	4,089	27	20	84.5
Jake Plummer	2005	456	277	60.7	3,366	18	7	90.2
Jay Cutler	2007	467	297	63.6	3,497	20	14	88.1
Jay Cutler	2008	616	384	62.3	4,526	25	18	86.0
Kyle Orton	2009	541	336	62.1	3,802	21	12	86.8
Kyle Orton	2010	498	293	58.8	3,653	20	9	87.5

TOTALS (22) — John Elway 12, Jay Cutler 2, Brian Griese 2, Jake Plummer 2, Kyle Orton 2, Craig Morton 1, Frank Tripucka 1.

OUTSTANDING PERFORMANCES

A Complete List of Denver's 100-Yard Rushing, 100-Yard Receiving and 300-Yard Passing Performances along with 100-Yard Rushing Halves and 100-Yard Rushing Quarters

100-Yard Rushing Games — 185 Total (176 regular season / 9 postseason)

Player	Performance	Date, Opponent
Don Stone	17-104, 1 TD	Oct. 6, 1963, vs. San Diego
Billy Joe	20-105, 0 TD	Nov. 17, 1963, vs. N.Y. Jets
Billy Joe	16-108, 1 TD	Nov. 15, 1964, vs. N.Y. Jets
Cookie Gilchrist	32-142, 0 TD	Sept. 24, 1965, at Boston
Cookie Gilchrist	16-119, 0 TD	Nov. 14, 1965, at Houston
Floyd Little	25-126, 1 TD	Oct. 27, 1968, vs. Miami
Floyd Little	30-147, 1 TD	Nov. 3, 1968, at Boston
Floyd Little	21-105, 1 TD	Sept. 14, 1969, vs. Boston
Floyd Little	15-104, 1 TD	Sept. 21, 1969, vs. N.Y. Jets
Floyd Little	29-166, 1 TD	Oct. 19, 1969, at Cincinnati
Floyd Little	16-140, 1 TD	Oct. 25, 1970, at San Francisco
Bobby Anderson	25-106, 1 TD	Oct. 17, 1971, vs. San Diego
Floyd Little	25-113, 1 TD	Oct. 24, 1971, at Cleveland
Floyd Little	24-123, 1 TD	Oct. 31, 1971, at Philadelphia
Floyd Little	22-101, 0 TD	Nov. 14, 1971, vs. Cincinnati
Floyd Little	29-125, 0 TD	Dec. 5, 1971, vs. Chicago
Floyd Little	22-101, 0 TD	Sept. 17, 1972, vs. Houston
Floyd Little	18-100, 2 TD	Oct. 15, 1972, vs. Minnesota
Floyd Little	14-124, 1 TD	Nov. 5, 1972, at N.Y. Giants
Floyd Little	19-123, 1 TD	Oct. 14, 1973, at Houston
Joe Dawkins	30-117, 0 TD	Oct. 28, 1973, at N.Y. Jets
Floyd Little	22-109, 2 TD	Nov. 11, 1973, vs. San Diego
Otis Armstrong	19-131, 0 TD	Sept. 22, 1974, vs. Pittsburgh
Otis Armstrong	17-142, 1 TD	Oct. 27, 1974, at Cleveland
Otis Armstrong	19-110, 1 TD	Nov. 10, 1974, at Baltimore
Otis Armstrong	29-146, 0 TD	Nov. 24, 1974, at Oakland
Jon Keyworth	15-148, 1 TD	Nov. 24, 1974, at Oakland
Otis Armstrong	24-144, 1 TD	Nov. 28, 1974, at Detroit
Otis Armstrong	31-183, 3 TD	Dec. 8, 1974, vs. Houston
Otis Armstrong	18-142, 0 TD	Dec. 15, 1974, at San Diego
Jon Keyworth	20-132, 0 TD	Nov. 30, 1975, vs. San Diego
Otis Armstrong	16-101, 1 TD	Oct. 24, 1976, at Kansas City
Otis Armstrong	18-116, 0 TD	Nov. 7, 1976, vs. Tampa Bay
Otis Armstrong	26-116, 1 TD	Dec. 12, 1976, at Chicago
Norris Weese	12-120, 0 TD	Dec. 12, 1976, at Chicago
Otis Armstrong	21-120, 0 TD	Nov. 20, 1977, at Kansas City
Rob Lytle	16-110, 1 TD	Nov. 19, 1978, vs. Green Bay
Rob Lytle	18-102, 1 TD	Nov. 25, 1979, vs. Oakland
Otis Armstrong	22-107, 1 TD	Oct. 13, 1980, vs. Washington
Otis Armstrong	25-106, 1 TD	Oct. 26, 1980, at N.Y. Giants
Sammy Winder	20-119, 0 TD	Sept. 25, 1983, vs. L.A. Raiders
Sammy Winder	29-165, 0 TD	Oct. 9, 1983, at Houston
Sammy Winder	31-139, 1 TD	Sept. 23, 1984, vs. Kansas City
Sammy Winder	34-126, 0 TD	Oct. 28, 1984, at L.A. Raiders
Sammy Winder	20-103, 2 TD	Sept. 29, 1985, vs. Miami
Sammy Winder	20-104, 2 TD	Sept. 21, 1986, at Philadelphia
Sammy Winder	19-102, 0 TD	Jan. 4, 1987, vs. New England*
Joe Dudek	23-128, 2 TD	Oct. 12, 1987, vs. L.A. Raiders
Tony Dorsett	23-113, 1 TD	Sept. 11, 1988, vs. San Diego
Tony Dorsett	32-119, 2 TD	Sept. 26, 1988, vs. L.A. Raiders
Sammy Winder	17-100, 0 TD	Oct. 9, 1988, at San Francisco
Bobby Humphrey	23-102, 1 TD	Oct. 8, 1989, vs. San Diego
Bobby Humphrey	25-105, 2 TD	Nov. 5, 1989, vs. Pittsburgh
Bobby Humphrey	31-110, 0 TD	Nov. 20, 1989, at Washington
Bobby Humphrey	31-125, 0 TD	Dec. 3, 1989, at L.A. Raiders
Bobby Humphrey	23-128, 0 TD	Dec. 16, 1989, at Phoenix
Bobby Humphrey	19-132, 2 TD	Sept. 17, 1990, vs. Kansas City
Bobby Humphrey	25-129, 0 TD	Sept. 23, 1990, vs. Seattle
Bobby Humphrey	34-177, 1 TD	Sept. 30, 1990, at Buffalo
Bobby Humphrey	20-106, 1 TD	Oct. 8, 1990, vs. Cleveland
Gaston Green	24-116, 0 TD	Sept. 1, 1991, vs. Cincinnati
Gaston Green	24-127, 3 TD	Sept. 22, 1991, vs. San Diego
Gaston Green	26-158, 0 TD	Sept. 29, 1991, at Minnesota
Greg Lewis	19-111, 1 TD	Nov. 3, 1991, vs. Pittsburgh
Gaston Green	18-103, 0 TD	Nov. 10, 1991, vs. L.A. Raiders
Gaston Green	24-133, 1 TD	Nov. 17, 1991, at Kansas City
Rod Bernstine	23-101, 0 TD	Oct. 18, 1993, vs. L.A. Raiders
Rod Bernstine	21-103, 0 TD	Dec. 18, 1993, at Chicago

OUTSTANDING PERFORMANCES, CONT.

100-Yard Rushing Games, cont.

Player	Performance	Date, Opponent
Leonard Russell	24-103, 0 TD	Oct. 9, 1994, at Seattle
Leonard Russell	19-109, 1 TD	Nov. 13, 1994, vs. Seattle
Terrell Davis	22-135, 1 TD	Nov. 5, 1995, vs. Arizona
Terrell Davis	30-176, 1 TD	Nov. 19, 1995, vs. San Diego
Terrell Davis	19-110, 1 TD	Nov. 26, 1995, at Houston
Glyn Milburn	18-131, 0 TD	Dec. 10, 1995, vs. Seattle
Aaron Craver	20-108, 1 TD	Dec. 24, 1995, at Oakland
Terrell Davis	28-111, 0 TD	Sept. 8, 1996, at Seattle
Terrell Davis	22-137, 1 TD	Sept. 15, 1996, vs. Tampa Bay
Terrell Davis	19-141, 2 TD	Sept. 22, 1996, at Kansas City
Terrell Davis	24-112, 0 TD	Sept. 29, 1996, at Cincinnati
Terrell Davis	28-194, 2 TD	Oct. 20, 1996, vs. Baltimore
Terrell Davis	32-154, 2 TD	Nov. 17, 1996, at New England
Terrell Davis	26-106, 1 TD	Dec. 1, 1996, at Seattle
Terrell Davis	26-101, 1 TD	Aug. 31, 1997, vs. Kansas City
Terrell Davis	21-107, 1 TD	Sept. 7, 1997, at Seattle
Terrell Davis	21-103, 0 TD	Sept. 14, 1997, vs. St. Louis
Terrell Davis	27-215, 1 TD	Sept. 21, 1997, vs. Cincinnati
Terrell Davis	32-171, 2 TD	Oct. 6, 1997, vs. New England
Terrell Davis	42-207, 1 TD	Oct. 26, 1997, at Buffalo
Terrell Davis	21-101, 0 TD	Nov. 2, 1997, vs. Seattle
Terrell Davis	21-104, 0 TD	Nov. 9, 1997, vs. Carolina
Terrell Davis	34-127, 0 TD	Nov. 16, 1997, at Kansas City
Terrell Davis	26-178, 1 TD	Nov. 30, 1997, at San Diego
Terrell Davis	31-184, 2 TD	Dec. 27, 1997, vs. Jacksonville*
Derek Loville	11-103, 2 TD	Dec. 27, 1997, vs. Jacksonville*
Terrell Davis	25-101, 2 TD	Jan. 4, 1998, at Kansas City*
Terrell Davis	26-139, 1 TD	Jan. 11, 1998, at Pittsburgh*
Terrell Davis	30-157, 3 TD	Jan. 25, 1998, vs. Green Bay†
Terrell Davis	23-191, 3 TD	Sept. 13, 1998, vs. Dallas
Terrell Davis	28-104, 0 TD	Sept. 20, 1998, at Oakland
Terrell Davis	21-119, 1 TD	Sept. 27, 1998, at Washington
Terrell Davis	20-168, 2 TD	Oct. 4, 1998, vs. Philadelphia
Terrell Davis	30-208, 1 TD	Oct. 11, 1998, at Seattle
Terrell Davis	31-136, 3 TD	Oct. 25, 1998, vs. Jacksonville
Terrell Davis	27-149, 2 TD	Nov. 1, 1998, at Cincinnati
Terrell Davis	18-111, 1 TD	Nov. 16, 1998, at Kansas City
Terrell Davis	31-162, 1 TD	Nov. 22, 1998, vs. Oakland
Terrell Davis	28-147, 1 TD	Dec. 13, 1998, at N.Y. Giants
Terrell Davis	29-178, 0 TD	Dec. 27, 1998, vs. Seattle
Terrell Davis	21-199, 2 TD	Jan. 9, 1999, vs. Miami*
Terrell Davis	32-167, 1 TD	Jan. 17, 1999, vs. N.Y. Jets*
Terrell Davis	25-102, 0 TD	Jan. 31, 1999, vs. Atlanta³
Olandis Gary	37-124, 1 TD	Oct. 17, 1999, vs. Green Bay
Olandis Gary	30-108, 2 TD	Nov. 7, 1999, at San Diego
Olandis Gary	22-183, 0 TD	Dec. 19, 1999, vs. Seattle
Olandis Gary	29-185, 1 TD	Dec. 25, 1999, at Detroit
Mike Anderson	31-131, 2 TD	Sept. 10, 2000, vs. Atlanta
Mike Anderson	32-187, 0 TD	Sept. 17, 2000, at Oakland
Mike Anderson	20-103, 1 TD	Oct. 15, 2000, vs. Cleveland
Terrell Davis	33-115, 1 TD	Nov. 5, 2000, at N.Y. Jets
Mike Anderson	30-195, 2 TD	Nov. 26, 2000, at Seattle
Mike Anderson	37-251, 4 TD	Dec. 3, 2000, at New Orleans
Mike Anderson	29-131, 2 TD	Dec. 10, 2000, vs. Seattle
Terrell Davis	21-101, 0 TD	Sept. 10, 2001, vs. N.Y. Giants
Mike Anderson	22-155, 1 TD	Oct. 7, 2001, vs. Kansas City
Mike Anderson	33-118, 1 TD	Nov. 22, 2001, at Dallas
Terrell Davis	19-109, 0 TD	Dec. 9, 2001, vs. Seattle
Clinton Portis	18-103, 1 TD	Sept. 22, 2002, vs. Buffalo
Clinton Portis	20-102, 0 TD	Oct. 6, 2002, vs. San Diego
Clinton Portis	26-111, 2 TD	Oct. 27, 2002, at New England
Clinton Portis	23-136, 0 TD	Nov. 17, 2002, at Seattle
Clinton Portis	23-159, 2 TD	Dec. 1, 2002, at San Diego
Clinton Portis	24-103, 0 TD	Dec. 8, 2002, at N.Y. Jets
Clinton Portis	21-130, 3 TD	Dec. 15, 2002, vs. Kansas City
Clinton Portis	24-228, 2 TD	Dec. 29, 2002, vs. Arizona
Clinton Portis	24-120, 2 TD	Sept. 7, 2003, at Cincinnati
Clinton Portis	12-129, 0 TD	Sept. 14, 2003, at San Diego
Clinton Portis	23-141, 1 TD	Oct. 5, 2003, at Kansas City
Clinton Portis	25-117, 1 TD	Oct. 19, 2003, at Minnesota

OUTSTANDING PERFORMANCES, CONT.

100-Yard Rushing Games, cont.

Player	Performance	Date, Opponent
Clinton Portis	26-111, 1 TD	Nov. 3, 2003, vs. New England
Clinton Portis	25-106, 0 TD	Nov. 16, 2003, vs. San Diego
Clinton Portis	14-165, 0 TD	Nov. 23, 2003, vs. Chicago
Clinton Portis	34-170, 2 TD	Nov. 30, 2003, at Oakland
Clinton Portis	22-218, 5 TD	Dec. 7, 2003, vs. Kansas City
Clinton Portis	38-139, 2 TD	Dec. 14, 2003, vs. Cleveland
Quentin Griffin	28-136, 0 TD	Dec. 21, 2003, at Indianapolis
Quentin Griffin	23-156, 2 TD	Sept. 12, 2004, vs. Kansas City
Reuben Droughns	30-193, 0 TD	Oct. 10, 2004, vs. Carolina
Reuben Droughns	38-176, 1 TD	Oct. 17, 2004, at Oakland
Reuben Droughns	24-110, 0 TD	Oct. 25, 2004, at Cincinnati
Reuben Droughns	29-120, 0 TD	Nov. 7, 2004, vs. Houston
Reuben Droughns	28-166, 1 TD	Nov. 21, 2004, at New Orleans
Reuben Droughns	28-102, 1 TD	Nov. 28, 2004, vs. Oakland
Tatum Bell	17-123, 2 TD	Dec. 12, 2004, vs. Miami
Mike Anderson	23-115, 0 TD	Oct. 2, 2005, at Jacksonville
Tatum Bell	12-127, 2 TD	Oct. 9, 2005, vs. Washington
Tatum Bell	13-114, 1 TD	Oct. 16, 2005, vs. New England
Mike Anderson	24-120, 1 TD	Oct. 23, 2005, at N.Y. Giants
Mike Anderson	21-126, 1 TD	Oct. 30, 2005, vs. Philadelphia
Tatum Bell	14-107, 2 TD	Oct. 30, 2005, vs. Philadelphia
Mike Anderson	26-113, 3 TD	Nov. 20, 2005, vs. N.Y. Jets
Tatum Bell	15-103, 0 TD	Sept. 10, 2006, at St. Louis
Tatum Bell	27-123, 0 TD	Sept. 24, 2006, at New England
Tatum Bell	24-115, 1 TD	Oct. 22, 2006, at Cleveland
Mike Bell	15-136, 2 TD	Oct. 29, 2006, vs. Indianapolis
Tatum Bell	23-133, 0 TD	Dec. 3, 2006, vs. Seattle
Tatum Bell	17-116, 0 TD	Dec. 10, 2006, at San Diego
Travis Henry	23-139, 0 TD	Sept. 9, 2007, at Buffalo
Travis Henry	26-128, 0 TD	Sept. 16, 2007, vs. Oakland
Travis Henry	26-131, 0 TD	Sept. 30, 2007, at Indianapolis
Selvin Young	20-109, 1 TD	Nov. 11, 2007, at Kansas City
Selvin Young	17-156, 0 TD	Dec. 9, 2007, vs. Kansas City
Michael Pittman	20-109, 0 TD	Oct. 12, 2008, vs. Jacksonville
Peyton Hillis	22-129, 1 TD	Nov. 30, 2008, at N.Y. Jets
Correll Buckhalter	14-108, 0 TD	Sept. 27, 2009, at Oakland
Correll Buckhalter	12-113, 0 TD	Dec. 6, 2009, at Kansas City
Knowshon Moreno	22-106, 0 TD	Nov. 14, 2010, vs. Kansas City
Knowshon Moreno	23-161, 0 TD	Dec. 5, 2010, at Kansas City
Willis McGahee	28-101, 1 TD	Sept. 18, 2011, vs. Cincinnati
Willis McGahee	15-103, 0 TD	Oct. 2, 2011, at Green Bay
Willis McGahee	16-125, 0 TD	Oct. 9, 2011, vs. San Diego
Willis McGahee	20-163, 2 TD	Nov. 6, 2011, at Oakland
Tim Tebow	13-118, 0 TD	Nov. 6, 2011, at Oakland
Willis McGahee	23-117, 0 TD	Nov. 27, 2011, at San Diego
Willis McGahee	20-111, 1 TD	Dec. 4, 2011, at Minnesota
Willis McGahee	28-145, 0 TD	Jan. 1, 2012, vs. Kansas City

(*Denotes postseason game; †Denotes Super Bowl XXXII; ‡Denotes Super Bowl XXXIII)

TOTALS — Terrell Davis 41 (includes seven postseason games), Clinton Portis 18, Floyd Little 15, Otis Armstrong 13, Mike Anderson 12, Tatum Bell 9, Bobby Humphrey 9, Sammy Winder 8 (includes one postseason game), Willis McGahee 7, Reuben Droughns 6, Gaston Green 5, Olandis Gary 4, Travis Henry 3, Rod Bernstine 2, Correll Buckhalter 2, Tony Dorsett 2, Cookie Gilchrist 2, Quentin Griffin 2, Billy Joe 2, Jon Keyworth 2, Rob Lytle 2, Knowshon Moreno 2, Leonard Russell 2, Selvin Young 2, Bobby Anderson 1, Mike Bell 1, Aaron Craver 1, Joe Dawkins 1, Joe Dudek 1, Peyton Hillis 1, Greg Lewis 1, Derek Loville 1 (postseason), Glyn Milburn 1, Michael Pittman 1, Donnie Stone 1, Tim Tebow 1, Norris Weese 1.

Most 100-yard games, season

11—Terrell Davis, 1998
 10—Clinton Portis, 2003
 10—Terrell Davis, 1997
 8—Clinton Portis, 2002
 7—Willis McGahee, 2011
 7—Terrell Davis, 1996
 7—Otis Armstrong, 1974
 6—Reuben Droughns, 2004
 6—Mike Anderson, 2000
 5—Tatum Bell, 2006
 5—Gaston Green, 1991
 5—Bobby Humphrey, 1989

Most Consecutive 100-yard games

7—Terrell Davis, 1998
 6—Clinton Portis, 2003
 4—Terrell Davis, 1997 (3x; incl. 1 in postseason)
 4—Terrell Davis, 1996
 4—Bobby Humphrey, 1990
 4—Otis Armstrong, 1974

Most 100-yard games by a rookie

8—Clinton Portis, 2002
 6—Mike Anderson, 2000
 5—Bobby Humphrey, 1989
 4—Olandis Gary, 1999
 3—Terrell Davis, 1995

OUTSTANDING PERFORMANCES, CONT.

100-Yard Rushing Halves — 39 Total (36 regular season / 3 postseason)

Rank	Player	Date	Opponent	Half	Carries	Half total	Game total
No. 1	Clinton Portis	Dec. 7, 2003	vs. Kansas City	2nd	10	188	218
No. 2	Olandis Gary	Dec. 25, 1999	at Detroit	2nd	21	174	185
No. 3	Terrell Davis	Oct. 4, 1998	vs. Philadelphia	1st	20	168	168
No. 4	Terrell Davis	Sept. 13, 1998	vs. Dallas	1st	12	154	191
No. 5	Mike Anderson	Nov. 26, 2000	at Seattle	2nd	18	153	195
No. 6	Mike Anderson	Dec. 3, 2000	at New Orleans	1st	17	146	251
No. 7	Willis McGahee	Nov. 6, 2011	at Oakland	2nd	12	145	163
No. 8	Selvin Young	Dec. 9, 2007	vs. Kansas City	1st	11	143	156
No. 9	Mike Bell	Oct. 29, 2006	vs. Indianapolis	2nd	14	135	136
	Terrell Davis	Oct. 11, 1998	at Seattle	2nd	15	135	208
No. 11	Terrell Davis	Sept. 21, 1997	vs. Cincinnati	2nd	12	130	215
	Terrell Davis	Sept. 22, 1996	at Kansas City	1st	14	130	141
No. 13	Clinton Portis	Sept. 14, 2003	at San Diego	1st	12	129	129
	Terrell Davis	Jan. 9, 1999	vs. Miami*	1st	16	129	199
No. 15	Terrell Davis	Oct. 26, 1997	at Buffalo	1st	21	124	207
No. 16	Clinton Portis	Dec. 29, 2002	vs. Arizona	1st	8	120	228
No. 17	Terrell Davis	Oct. 20, 1996	vs. Baltimore	1st	9	118	194
No. 18	Floyd Little	Oct. 25, 1970	at San Francisco	1st	9	117	140
No. 19	Gaston Green	Sept. 22, 1991	vs. San Diego	2nd	15	115	127
No. 20	Terrell Davis	Oct. 6, 1997	vs. New England	2nd	18	114	171
No. 21	Otis Armstrong	Dec. 8, 1974	vs. Houston	1st	16	113	183
No. 22	Tatum Bell	Dec. 3, 2006	vs. Seattle	1st	15	112	133
No. 23	Quentin Griffin	Sept. 12, 2004	vs. Kansas City	2nd	15	111	156
No. 24	Clinton Portis	Oct. 5, 2003	at Kansas City	2nd	15	110	141
	Terrell Davis	Nov. 22, 1998	vs. Oakland	1st	19	110	162
	Otis Armstrong	Sept. 22, 1974	vs. Pittsburgh	2nd	14	110	131
No. 27	Mike Anderson	Sept. 17, 2000	at Oakland	2nd	16	109	187
No. 28	Clinton Portis	Dec. 29, 2002	vs. Arizona	2nd	16	108	228
	Terrell Davis	Nov. 16, 1997	at Kansas City	1st	19	108	127
No. 30	Jon Keyworth	Nov. 30, 1975	vs. San Diego	1st	15	107	132
No. 31	Travis Henry	Sept. 30, 2007	at Indianapolis	1st	20	106	131
	Reuben Droughns	Nov. 21, 2004	at New Orleans	1st	10	106	166
	Mike Anderson	Oct. 7, 2001	vs. Kansas City	1st	9	106	155
	Joe Dawkins	Oct. 28, 1973	at N.Y. Jets	1st	18	106	117
No. 35	Mike Anderson	Dec. 3, 2000	at New Orleans	2nd	20	105	251
No. 36	Reuben Droughns	Oct. 17, 2004	at Oakland	1st	18	103	176
No. 37	Terrell Davis	Dec. 27, 1997	vs. Jacksonville*	2nd	10	101	184
No. 38	Derek Loville	Dec. 27, 1997	vs. Jacksonville*	2nd	10	100	103
	Bobby Humphrey	Sept. 30, 1990	at Buffalo	1st	20	100	177

(*Denotes postseason game)

100-Yard Rushing Quarters — 10 Total (9 regular season / 1 postseason)

Rank	Player	Date	Opponent	Quarter	Carries	Qtr. total	Game total
No. 1	Terrell Davis	Sept. 13, 1998	vs. Dallas	1st	6	138	191
No. 2	Olandis Gary	Dec. 25, 1999	at Detroit	3rd	11	134	185
No. 3	Terrell Davis	Oct. 11, 1998	at Seattle	4th	11	122	208
No. 4	Terrell Davis	Oct. 4, 1998	vs. Philadelphia	1st	10	120	168
No. 5	Mike Anderson	Nov. 26, 2000	at Seattle	4th	10	115	195
No. 6	Terrell Davis	Sept. 22, 1996	at Kansas City	2nd	8	112	141
No. 7	Clinton Portis	Sept. 14, 2003	at San Diego	1st	7	110	129
No. 8	Terrell Davis	Sept. 21, 1997	vs. Cincinnati	4th	6	106	215
No. 9	Mike Anderson	Dec. 3, 2000	at New Orleans	2nd	10	105	251
No. 10	Terrell Davis	Dec. 27, 1997	vs. Jacksonville*	3rd	10	101	184

(*Denotes postseason game)

OUTSTANDING PERFORMANCES, CONT.

100-Yard Receiving Games — 256 Total (245 regular season / 11 postseason)

Player	Performance	Date, Opponent
Al Carmichael	6-130, 1 TD	Sept. 9, 1960, at Boston
Lionel Taylor	6-125, 1 TD	Sept. 23, 1960, at N.Y. Titans
Lionel Taylor	7-101, 2 TD	Oct. 2, 1960, vs. Oakland
Al Carmichael	3-109, 2 TD	Oct. 23, 1960, vs. Boston
Lionel Taylor	10-106, 1 TD	Oct. 23, 1960, vs. Boston
Lionel Taylor	10-140, 1 TD	Nov. 6, 1960, vs. Houston
Al Carmichael	7-117, 2 TD	Nov. 6, 1960, vs. Houston
Lionel Taylor	10-138, 0 TD	Nov. 20, 1960, at Houston
Lionel Taylor	9-199, 3 TD	Nov. 27, 1960, vs. Buffalo
Lionel Taylor	9-171, 1 TD	Dec. 10, 1960, at Los Angeles
Lionel Taylor	7-132, 2 TD	Sept. 10, 1961, at Buffalo
Lionel Taylor	11-126, 0 TD	Sept. 24, 1961, at N.Y. Titans
Lionel Taylor	9-118, 0 TD	Oct. 1, 1961, at Oakland
Lionel Taylor	7-120, 1 TD	Oct. 8, 1961, vs. Dallas
Al Frazier	7-166, 1 TD	Oct. 15, 1961, vs. Oakland
Al Frazier	6-126, 1 TD	Oct. 22, 1961, vs. N.Y. Titans
Al Frazier	5-125, 1 TD	Nov. 12, 1961, vs. San Diego
Lionel Taylor	10-119, 0 TD	Nov. 12, 1961, vs. San Diego
Donnie Stone	9-137, 1 TD	Dec. 3, 1961, vs. Boston
Lionel Taylor	9-133, 0 TD	Sept. 15, 1962, at Buffalo
Al Frazier	4-125, 1 TD	Sept. 15, 1962, at Buffalo
Lionel Taylor	12-119, 0 TD	Sept. 21, 1962, at Boston
Jerry Tarr	4-152, 2 TD	Sept. 21, 1962, at Boston
Lionel Taylor	7-110, 0 TD	Dec. 9, 1962, at Dallas
Lionel Taylor	7-169, 1 TD	Sept. 29, 1963, vs. Boston
Lionel Taylor	7-142, 2 TD	Oct. 6, 1963, vs. San Diego
Bob Scarpitto	4-134, 2 TD	Oct. 13, 1963, vs. Houston
Lionel Taylor	10-116, 1 TD	Dec. 15, 1963, at Oakland
Gene Prebola	4-106, 1 TD	Dec. 15, 1963, at Oakland
Lionel Taylor	8-149, 0 TD	Sept. 27, 1964, vs. Houston
Hewritt Dixon	4-109, 0 TD	Oct. 25, 1964, at Oakland
Hewritt Dixon	5-121, 1 TD	Nov. 1, 1964, at Kansas City
Al Denson	3-113, 1 TD	Nov. 1, 1964, at Kansas City
Lionel Taylor	13-112, 0 TD	Nov. 29, 1964, vs. Oakland
Bob Scarpitto	11-111, 1 TD	Dec. 20, 1964, at Houston
Bob Scarpitto	5-108, 2 TD	Sept. 11, 1965, at San Diego
Lionel Taylor	9-172, 1 TD	Sept. 19, 1965, vs. Buffalo
Lionel Taylor	7-114, 0 TD	Nov. 7, 1965, vs. San Diego
Lionel Taylor	11-141, 2 TD	Nov. 21, 1965, vs. Oakland
Lionel Taylor	8-164, 0 TD	Dec. 5, 1965, at Oakland
Wendell Hayes	5-126, 1 TD	Dec. 5, 1965, at Oakland
Al Denson	5-158, 1 TD	Oct. 2, 1966, vs. Houston
Charlie Mitchell	4-126, 1 TD	Dec. 4, 1966, vs. Miami
Bob Scarpitto	5-123, 3 TD	Dec. 18, 1966, at Buffalo
Al Denson	4-131, 2 TD	Sept. 3, 1967, vs. Boston
Al Denson	7-134, 1 TD	Sept. 24, 1967, vs. N.Y. Jets
Eric Crabtree	6-123, 1 TD	Oct. 22, 1967, vs. San Diego
Al Denson	4-107, 1 TD	Oct. 29, 1967, at Kansas City
Al Denson	7-102, 2 TD	Nov. 19, 1967, at Buffalo
Eric Crabtree	8-107, 1 TD	Nov. 23, 1967, at San Diego
Eric Crabtree	6-129, 1 TD	Dec. 17, 1967, vs. Kansas City
Al Denson	8-115, 0 TD	Sept. 15, 1968, at Cincinnati
Eric Crabtree	7-113, 0 TD	Sept. 22, 1968, at Kansas City
Eric Crabtree	5-148, 1 TD	Oct. 13, 1968, at N.Y. Jets
Jimmy Jones	8-128, 2 TD	Oct. 20, 1968, at San Diego
Floyd Little	4-165, 1 TD	Nov. 24, 1968, vs. Buffalo
Al Denson	6-131, 2 TD	Dec. 8, 1968, at Oakland
Mike Haffner	4-122, 0 TD	Dec. 14, 1968, vs. Kansas City
Al Denson	6-138, 1 TD	Sept. 28, 1969, at Buffalo
Mike Haffner	6-102, 1 TD	Oct. 26, 1969, at Houston
Al Denson	6-140, 2 TD	Nov. 23, 1969, at San Diego
John Embree	9-122, 1 TD	Nov. 23, 1969, at San Diego
Jerry Simmons	6-153, 0 TD	Nov. 21, 1971, at Kansas City
Rod Sherman	4-110, 0 TD	Sept. 17, 1972, vs. Houston
Jerry Simmons	6-118, 1 TD	Oct. 22, 1972, at Oakland
Bobby Anderson	13-143, 0 TD	Sept. 30, 1973, vs. Chicago
Riley Odoms	5-114, 1 TD	Nov. 4, 1973, at St. Louis
Haven Moses	5-108, 2 TD	Nov. 25, 1973, vs. Kansas City
Haven Moses	5-132, 0 TD	Oct. 13, 1974, vs. New Orleans
Floyd Little	7-127, 0 TD	Oct. 20, 1974, vs. San Diego
Riley Odoms	7-125, 0 TD	Nov. 18, 1974, vs. Kansas City
Rick Upchurch	3-153, 1 TD	Sept. 21, 1975, vs. Kansas City
Haven Moses	5-168, 2 TD	Jan. 1, 1978, vs. Oakland*
Haven Moses	5-115, 0 TD	Nov. 12, 1978, at Cleveland
Haven Moses	5-101, 1 TD	Nov. 19, 1978, vs. Green Bay
Riley Odoms	7-165, 2 TD	Dec. 10, 1978, vs. Kansas City
Haven Moses	5-116, 1 TD	Dec. 16, 1978, vs. Pittsburgh
Riley Odoms	5-125, 0 TD	Sept. 23, 1979, vs. Seattle

OUTSTANDING PERFORMANCES, CONT.

100-Yard Receiving Games, cont.

Player	Performance	Date, Opponent
Haven Moses	4-107, 1 TD	Oct. 14, 1979, at Kansas City
Haven Moses	5-133, 1 TD	Oct. 22, 1979, at Pittsburgh
Riley Odoms	7-114, 0 TD	Oct. 28, 1979, vs. Kansas City
Haven Moses	5-103, 1 TD	Sept. 21, 1980, vs. San Diego
Haven Moses	6-141, 0 TD	Dec. 14, 1980, vs. Oakland
Riley Odoms	8-128, 1 TD	Dec. 14, 1980, vs. Oakland
Steve Watson	7-143, 3 TD	Sept. 20, 1981, vs. Baltimore
Steve Watson	8-178, 2 TD	Sept. 27, 1981, vs. San Diego
Steve Watson	5-182, 2 TD	Oct. 11, 1981, vs. Detroit
Rick Upchurch	5-138, 0 TD	Oct. 18, 1981, at Kansas City
Steve Watson	5-102, 1 TD	Nov. 22, 1981, at Cincinnati
Steve Watson	2-103, 0 TD	Dec. 6, 1981, vs. Kansas City
Rick Upchurch	6-102, 2 TD	Dec. 20, 1981, at Chicago
Steve Watson	5-101, 1 TD	Dec. 5, 1982, vs. Atlanta
Steve Watson	10-183, 0 TD	Dec. 12, 1982, at L.A. Rams
Steve Watson	6-161, 1 TD	Sept. 11, 1983, at Baltimore
Steve Watson	8-119, 0 TD	Oct. 16, 1983, vs. Cincinnati
Steve Watson	6-121, 1 TD	Oct. 30, 1983, vs. Kansas City
Rick Upchurch	6-143, 0 TD	Oct. 30, 1983, vs. Kansas City
Steve Watson	7-110, 1 TD	Nov. 6, 1983, at Seattle
Steve Watson	4-119, 1 TD	Nov. 20, 1983, vs. Seattle
Clint Sampson	3-101, 2 TD	Dec. 4, 1983, vs. Cleveland
Steve Watson	7-111, 1 TD	Oct. 7, 1984, at Detroit
Butch Johnson	9-156, 2 TD	Nov. 4, 1984, vs. New England
Steve Watson	8-134, 1 TD	Nov. 4, 1984, vs. New England
Steve Watson	5-123, 2 TD	Nov. 18, 1984, vs. Minnesota
Steve Watson	11-177, 1 TD	Dec. 30, 1984, vs. Pittsburgh*
Vance Johnson	6-116, 1 TD	Dec. 14, 1985, vs. Kansas City
Vance Johnson	5-121, 1 TD	Jan. 25, 1987, vs. N.Y. Giants*
Bobby Micho	9-105, 2 TD	Oct. 18, 1987, at Kansas City
Vance Johnson	5-115, 1 TD	Nov. 22, 1987, at L.A. Raiders
Ricky Nattiel	4-118, 1 TD	Nov. 29, 1987, at San Diego
Vance Johnson	4-105, 0 TD	Jan. 10, 1988, vs. Houston*
Mark Jackson	4-134, 1 TD	Jan. 17, 1988, vs. Cleveland*
Vance Johnson	7-134, 0 TD	Sept. 26, 1988, vs. L.A. Raiders
Ricky Nattiel	3-102, 1 TD	Oct. 23, 1988, at Pittsburgh
Mark Jackson	6-140, 2 TD	Nov. 27, 1988, vs. L.A. Rams
Mark Jackson	7-145, 0 TD	Dec. 4, 1988, at L.A. Raiders
Mark Jackson	7-137, 1 TD	Dec. 11, 1988, at Seattle
Vance Johnson	5-145, 1 TD	Oct. 1, 1989, at Cleveland
Michael Young	6-137, 0 TD	Oct. 22, 1989, at Seattle
Vance Johnson	9-148, 1 TD	Oct. 29, 1989, vs. Philadelphia
Vance Johnson	6-154, 2 TD	Nov. 26, 1989, vs. Seattle
Mark Jackson	5-111, 0 TD	Jan. 7, 1990, vs. Pittsburgh*
Michael Young	2-123, 1 TD	Jan. 14, 1990, vs. Cleveland*
Mark Jackson	7-121, 0 TD	Sept. 9, 1990, at L.A. Raiders
Vance Johnson	6-150, 0 TD	Sept. 17, 1990, vs. Kansas City
Vance Johnson	9-120, 0 TD	Sept. 23, 1990, vs. Seattle
Mark Jackson	6-127, 1 TD	Oct. 21, 1990, at Indianapolis
Mark Jackson	7-111, 0 TD	Oct. 6, 1991, at Houston
Vance Johnson	8-104, 0 TD	Jan. 12, 1992, at Buffalo*
Shannon Sharpe	9-118, 0 TD	Oct. 4, 1992, vs. Kansas City
Mark Jackson	5-113, 2 TD	Oct. 25, 1992, at San Diego
Arthur Marshall	5-134, 1 TD	Nov. 8, 1992, vs. N.Y. Jets
Mark Jackson	3-108, 1 TD	Nov. 15, 1992, vs. N.Y. Giants
Shannon Sharpe	7-109, 1 TD	Dec. 12, 1992, at Buffalo
Derek Russell	6-104, 0 TD	Sept. 20, 1993, at Kansas City
Vance Johnson	10-148, 1 TD	Oct. 10, 1993, at Green Bay
Derek Russell	5-111, 0 TD	Oct. 18, 1993, vs. L.A. Raiders
Shannon Sharpe	7-104, 0 TD	Nov. 14, 1993, vs. Minnesota
Shannon Sharpe	6-115, 2 TD	Jan. 2, 1994, at L.A. Raiders
Shannon Sharpe	13-156, 1 TD	Jan. 9, 1994, at L.A. Raiders*
Mike Pritchard	5-119, 1 TD	Sept. 4, 1994, vs. San Diego
Mike Pritchard	9-100, 0 TD	Sept. 11, 1994, at N.Y. Jets
Anthony Miller	6-105, 1 TD	Sept. 11, 1994, at N.Y. Jets
Shannon Sharpe	6-121, 1 TD	Oct. 23, 1994, at San Diego
Anthony Miller	6-102, 1 TD	Nov. 20, 1994, vs. Atlanta
Cedric Tillman	8-175, 0 TD	Nov. 20, 1994, vs. Atlanta
Anthony Miller	5-116, 1 TD	Nov. 27, 1994, vs. Cincinnati
Anthony Miller	6-153, 0 TD	Dec. 4, 1994, at Kansas City
Anthony Miller	3-118, 0 TD	Dec. 17, 1994, at San Francisco
Shannon Sharpe	10-180, 0 TD	Sept. 3, 1995, vs. Buffalo
Anthony Miller	6-108, 3 TD	Sept. 10, 1995, at Dallas
Anthony Miller	7-149, 2 TD	Oct. 16, 1995, vs. Oakland
Shannon Sharpe	8-137, 1 TD	Nov. 19, 1995, vs. San Diego
Anthony Miller	6-152, 2 TD	Nov. 26, 1995, at Houston
Shannon Sharpe	9-131, 0 TD	Sept. 22, 1996, at Kansas City
Anthony Miller	5-131, 1 TD	Sept. 29, 1996, at Cincinnati
Shannon Sharpe	13-153, 3 TD	Oct. 6, 1996, vs. San Diego

OUTSTANDING PERFORMANCES, CONT.

100-Yard Receiving Games, cont.

Player	Performance	Date, Opponent
Shannon Sharpe	9-161, 0 TD	Oct. 20, 1996, vs. Baltimore
Rod Smith	5-122, 0 TD	Aug. 31, 1997, vs. Kansas City
Rod Smith	4-126, 2 TD	Sept. 14, 1997, vs. St. Louis
Shannon Sharpe	6-119, 1 TD	Sept. 28, 1997, at Atlanta
Rod Smith	5-130, 0 TD	Oct. 6, 1997, vs. New England
Rod Smith	5-114, 1 TD	Nov. 2, 1997, vs. Seattle
Shannon Sharpe	8-174, 0 TD	Nov. 9, 1997, vs. Carolina
Rod Smith	7-114, 0 TD	Nov. 16, 1997, at Kansas City
Shannon Sharpe	10-142, 0 TD	Nov. 24, 1997, vs. Oakland
Ed McCaffrey	7-111, 2 TD	Nov. 30, 1997, at San Diego
Rod Smith	4-115, 2 TD	Dec. 7, 1997, at Pittsburgh
Shannon Sharpe	8-162, 1 TD	Dec. 21, 1997, vs. San Diego
Ed McCaffrey	5-117, 0 TD	Sept. 13, 1998, vs. Dallas
Rod Smith	8-136, 1 TD	Oct. 11, 1998, at Seattle
Ed McCaffrey	7-133, 1 TD	Nov. 1, 1998, at Cincinnati
Ed McCaffrey	9-133, 1 TD	Nov. 8, 1998, vs. San Diego
Rod Smith	8-101, 1 TD	Nov. 29, 1998, at San Diego
Ed McCaffrey	6-103, 1 TD	Dec. 6, 1998, vs. Kansas City
Rod Smith	8-165, 0 TD	Dec. 6, 1998, vs. Kansas City
Rod Smith	9-158, 1 TD	Dec. 27, 1998, vs. Seattle
Rod Smith	5-152, 1 TD	Jan. 31, 1999, vs. Atlanta ³
Ed McCaffrey	6-105, 3 TD	Sept. 13, 1999, vs. Miami
Byron Chamberlain	3-123, 0 TD	Oct. 17, 1999, vs. Green Bay
Ed McCaffrey	5-116, 2 TD	Oct. 17, 1999, vs. Green Bay
Ed McCaffrey	5-111, 0 TD	Oct. 24, 1999, at New England
Rod Smith	7-117, 0 TD	Oct. 31, 1999, vs. Minnesota
Ed McCaffrey	6-125, 1 TD	Nov. 14, 1999, at Seattle
Rod Smith	8-106, 0 TD	Dec. 5, 1999, vs. Kansas City
Rod Smith	9-106, 0 TD	Jan. 2, 2000, vs. San Diego
Ed McCaffrey	7-115, 0 TD	Sept. 4, 2000, at St. Louis
Rod Smith	7-117, 2 TD	Sept. 10, 2000, vs. Atlanta
Rod Smith	8-134, 0 TD	Sept. 24, 2000, vs. Kansas City
Rod Smith	13-160, 0 TD	Oct. 1, 2000, vs. New England
Ed McCaffrey	5-129, 0 TD	Oct. 15, 2000, vs. Cleveland
Rod Smith	5-111, 3 TD	Oct. 15, 2000, vs. Cleveland
Ed McCaffrey	10-136, 0 TD	Oct. 22, 2000, at Cincinnati
Rod Smith	7-110, 1 TD	Oct. 22, 2000, at Cincinnati
Rod Smith	5-134, 0 TD	Nov. 5, 2000, at N.Y. Jets
Ed McCaffrey	10-148, 2 TD	Nov. 19, 2000, vs. San Diego
Rod Smith	11-187, 1 TD	Nov. 19, 2000, vs. San Diego
Ed McCaffrey	8-112, 1 TD	Dec. 10, 2000, vs. Seattle
Rod Smith	6-101, 0 TD	Dec. 17, 2000, at Kansas City
Rod Smith	9-115, 1 TD	Sept. 10, 2001, vs. N.Y. Giants
Rod Smith	14-162, 2 TD	Sept. 23, 2001, vs. Arizona
Rod Smith	8-110, 1 TD	Oct. 7, 2001, vs. Kansas City
Rod Smith	6-159, 1 TD	Oct. 28, 2001, vs. New England
Rod Smith	8-100, 1 TD	Dec. 16, 2001, at Kansas City
Ed McCaffrey	6-113, 1 TD	Oct. 6, 2002, vs. San Diego
Shannon Sharpe	12-214, 2 TD	Oct. 20, 2002, at Kansas City
Ed McCaffrey	8-116, 0 TD	Oct. 27, 2002, at New England
Ed McCaffrey	7-126, 0 TD	Dec. 1, 2002, at San Diego
Shannon Sharpe	9-100, 0 TD	Dec. 8, 2002, at N.Y. Jets
Ashley Lelie	4-106, 0 TD	Dec. 22, 2002, at Oakland
Ed McCaffrey	7-112, 0 TD	Dec. 29, 2002, vs. Arizona
Ashley Lelie	3-108, 1 TD	Sept. 22, 2003, vs. Oakland
Rod Smith	8-130, 0 TD	Oct. 5, 2003, at Kansas City
Shannon Sharpe	7-101, 3 TD	Nov. 16, 2003, vs. San Diego
Ashley Lelie	5-115, 0 TD	Dec. 21, 2003, at Indianapolis
Rod Smith	9-208, 1 TD	Oct. 31, 2004, vs. Atlanta
Ashley Lelie	4-105, 0 TD	Dec. 5, 2004, at San Diego
Rod Smith	6-123, 1 TD	Oct. 16, 2005, vs. New England
Rod Smith	11-137, 1 TD	Dec. 17, 2005, at Buffalo
Ashley Lelie	6-110, 0 TD	Dec. 24, 2005, vs. Oakland
Javon Walker	3-130, 2 TD	Sept. 24, 2006, at New England
Javon Walker	9-107, 0 TD	Oct. 22, 2006, at Cleveland
Javon Walker	6-134, 2 TD	Nov. 5, 2006, at Pittsburgh
Javon Walker	9-119, 0 TD	Sept. 9, 2007, at Buffalo
Javon Walker	8-101, 0 TD	Sept. 16, 2007, vs. Oakland
Brandon Marshall	7-133, 0 TD	Sept. 23, 2007, vs. Jacksonville
Brandon Stokley	3-102, 0 TD	Dec. 2, 2007, at Oakland
Brandon Marshall	10-115, 2 TD	Dec. 9, 2007, vs. Kansas City
Brandon Marshall	11-107, 0 TD	Dec. 13, 2007, at Houston
Tony Scheffler	7-100, 1 TD	Dec. 13, 2007, at Houston
Brandon Marshall	10-114, 1 TD	Dec. 30, 2007, vs. Minnesota
Eddie Royal	9-146, 1 TD	Sept. 8, 2008, at Oakland
Brandon Marshall	18-166, 1 TD	Sept. 14, 2008, vs. San Diego
Brandon Marshall	6-155, 1 TD	Sept. 21, 2008, vs. New Orleans
Eddie Royal	9-104, 0 TD	Sept. 28, 2008, at Kansas City
Peyton Hillis	7-116, 1 TD	Nov. 2, 2008, vs. Miami

OUTSTANDING PERFORMANCES, CONT.

100-Yard Receiving Games, cont.

Player	Performance	Date, Opponent
Eddie Royal	6-164, 1 TD	Nov. 6, 2008, at Cleveland
Brandon Marshall	10-129, 0 TD	Dec. 21, 2008, vs. Buffalo
Tony Scheffler	6-101, 1 TD	Oct. 19, 2009, at San Diego
Brandon Marshall	11-112, 0 TD	Nov. 9, 2009, vs. Pittsburgh
Brandon Marshall	5-134, 2 TD	Nov. 15, 2009, at Washington
Brandon Marshall	21-200, 2 TD	Dec. 13, 2009, at Indianapolis
Jabar Gaffney	14-213, 0 TD	Jan. 3, 2010, vs. Kansas City
Brandon Lloyd	5-117, 0 TD	Sept. 12, 2010, at Jacksonville
Jabar Gaffney	12-140, 0 TD	Sept. 26, 2010, vs. Indianapolis
Brandon Lloyd	6-169, 1 TD	Sept. 26, 2010, vs. Indianapolis
Brandon Lloyd	11-115, 0 TD	Oct. 3, 2010, at Tennessee
Eddie Royal	8-113, 1 TD	Oct. 3, 2010, at Tennessee
Brandon Lloyd	5-135, 2 TD	Oct. 10, 2010, at Baltimore
Brandon Lloyd	7-169, 1 TD	Oct. 31, 2010, at San Francisco (London)
Brandon Lloyd	5-111, 0 TD	Dec. 16, 2010, vs. Houston
Eric Decker	5-113, 2 TD	Sept. 18, 2011, vs. Cincinnati
Brandon Lloyd	8-136, 0 TD	Oct. 2, 2011, at Green Bay
Demaryius Thomas	4-144, 2 TD	Dec. 4, 2011, at Minnesota
Demaryius Thomas	7-116, 0 TD	Dec. 18, 2011, vs. New England
Demaryius Thomas	4-204, 1 TD	Jan. 8, 2012, vs. Pittsburgh*

(*Denotes Postseason; ^aDenotes Super Bowl XXXIII)

TOTALS — Rod Smith 31 (includes one postseason game), Lionel Taylor 24, Ed McCaffrey 18, Shannon Sharpe 18 (includes one postseason game), Steve Watson 16 (includes one postseason game), Vance Johnson 12 (includes three postseason games), Al Denson 10, Mark Jackson 10 (includes two postseason games), Brandon Marshall 10, Haven Moses 10 (includes one postseason game), Anthony Miller 9, Brandon Lloyd 7, Riley Odoms 6, Eric Crabtree 5, Ashley Lelie 5, Javon Walker 5, Al Frazier 4, Eddie Royal 4, Bob Scarpitto 4, Rick Upchurch 4, Al Carmichael 3, Demaryius Thomas 3 (includes one postseason game), Hewritt Dixon 2, Jabar Gaffney 2, Mike Haffner 2, Floyd Little 2, Ricky Nattiel 2, Mike Pritchard 2, Derek Russell 2, Tony Scheffler 2, Jerry Simmons 2, Michael Young 2 (includes one postseason game), Bobby Anderson 1, Byron Chamberlain 1, Eric Decker 1, John Embree 1, Wendell Hayes 1, Peyton Hillis 1, Butch Johnson 1, Jimmy Jones 1, Arthur Marshall 1, Bobby Micho 1, Charlie Mitchell 1, Gene Prebola 1, Clint Sampson 1, Rod Sherman 1, Brandon Stokley 1, Donnie Stone 1, Jerry Tarr 1, Cedric Tillman 1.

Most 100-yard games, season

8—Rod Smith, 2000
7—Lionel Taylor, 1960
6—Brandon Lloyd, 2010
6—Rod Smith, 1997
5—Rod Smith, 2001
5—Ed McCaffrey, 2000
5—Anthony Miller, 1994
5—Steve Watson, 1983
5—Steve Watson, 1981
5—Lionel Taylor, 1961

Most consecutive 100-yard games

3—Brandon Lloyd, 9/26/10, 10/3/10 and 10/10/10
3—Brandon Marshall, 12/30/07, 9/14/08 and 9/21/08
3—Rod Smith, 10/15/00, 10/22/00 and 11/5/00
3—Anthony Miller, 11/20/94, 11/27/94 and 12/4/94
3—Mark Jackson, 11/27/88, 12/4/88 and 12/11/88
3—Lionel Taylor, 9/24/61, 10/1/61 and 11/8/61

Most 100-yard games by a rookie

3—Eddie Royal, 2008

300-Yard Passing Games — 97 Total (92 regular season / 5 postseason)

Player	Performance	Opponent
Frank Tripucka	30-52-2, 375 yds., 3 TD	Nov. 6, 1960, vs. Houston
Frank Tripucka	19-41-5, 328 yds., 3 TD	Nov. 27, 1960, vs. Buffalo
Frank Tripucka	28-47-2, 376 yds., 2 TD	Sept. 7, 1962, vs. San Diego
Frank Tripucka	29-56-3, 447 yds., 2 TD	Sept. 15, 1962, at Buffalo
Frank Tripucka	26-40-1, 308 yds., 1 TD	Oct. 21, 1962, vs. Houston
Jacky Lee	11-36-1, 370 yds., 1 TD	Dec. 5, 1965, at Oakland
John McCormick	13-37-3, 328 yds., 3 TD	Dec. 18, 1966, at Buffalo
Marlin Briscoe	12-29-2, 335 yds., 4 TD	Nov. 24, 1968, vs. Buffalo
Steve Tensi	19-26-1, 301 yds., 3 TD	Nov. 23, 1969, at San Diego
Charley Johnson	20-28-0, 361 yds., 2 TD	Oct. 22, 1972, at Oakland
Charley Johnson	24-39-2, 326 yds., 1 TD	Sept. 20, 1973, vs. Chicago
Charley Johnson	28-42-2, 445 yds., 2 TD	Nov. 18, 1974, vs. Kansas City
Charley Johnson	12-20-2, 329 yds., 3 TD	Sept. 21, 1975, vs. Kansas City
Craig Morton	27-39-2, 306 yds., 2 TD	Nov. 16, 1980, vs. N.Y. Jets
Craig Morton	18-30-1, 338 yds., 1 TD	Dec. 14, 1980, vs. Oakland
Craig Morton	17-18-0, 308 yds., 4 TD	Sept. 27, 1981, vs. San Diego
Craig Morton	25-38-1, 342 yds., 2 TD	Oct. 18, 1981, at Kansas City
Steve DeBerg	21-34-2, 305 yds., 2 TD	Nov. 22, 1981, at Cincinnati
Steve DeBerg	23-31-1, 307 yds., 2 TD	Dec. 12, 1982, at L.A. Rams
Steve DeBerg	21-41-0, 350 yds., 1 TD	Oct. 30, 1983, vs. Kansas City
John Elway	23-44-0, 345 yds., 3 TD	Dec. 11, 1983, vs. Baltimore
John Elway	25-40-1, 315 yds., 3 TD	Nov. 4, 1984, vs. New England
John Elway	28-43-1, 353 yds., 4 TD	Sept. 15, 1985, vs. New Orleans
John Elway	22-37-5, 301 yds., 1 TD	Dec. 14, 1985, vs. Kansas City
John Elway	24-42-0, 432 yds., 1 TD	Dec. 20, 1985, at Seattle
John Elway	18-32-1, 321 yds., 1 TD	Oct. 26, 1986, vs. Seattle
John Elway	29-47-2, 336 yds., 0 TD	Nov. 23, 1986, at N.Y. Giants
John Elway	22-37-1, 304 yds., 1 TD	Jan. 25, 1987, vs. N.Y. Giants*
John Elway	22-32-1, 338 yds., 4 TD	Sept. 13, 1987, vs. Seattle
John Elway	21-40-2, 341 yds., 3 TD	Nov. 16, 1987, vs. Chicago

OUTSTANDING PERFORMANCES, CONT.

300-Yard Passing Games, cont.

Player.....	Performance	Opponent
John Elway.....	21-32-1, 347 yds., 3 TD	Nov. 29, 1987, at San Diego
John Elway.....	21-42-2, 335 yds., 1 TD	Dec. 13, 1987, at Seattle
John Elway.....	29-49-3, 324 yds., 2 TD	Dec. 4, 1988, at L.A. Raiders
John Elway.....	18-35-0, 344 yds., 2 TD	Oct. 22, 1989, at Seattle
John Elway.....	20-36-0, 385 yds., 3 TD	Jan. 14, 1990, vs. Cleveland*
John Elway.....	21-30-0, 317 yds., 2 TD	Oct. 21, 1990, at Indianapolis
John Elway.....	24-36-1, 328 yds., 2 TD	Dec. 9, 1990, at Kansas City
John Elway.....	24-42-1, 301 yds., 2 TD	Oct. 6, 1991, at Houston
John Elway.....	23-38-0, 311 yds., 2 TD	Oct. 4, 1992, vs. Kansas City
John Elway.....	28-45-1, 300 yds., 1 TD	Sept. 20, 1993, at Kansas City
John Elway.....	33-59-1, 367 yds., 1 TD	Oct. 10, 1993, at Green Bay
John Elway.....	25-36-0, 361 yds., 3 TD	Jan. 2, 1994, at L.A. Raiders
John Elway.....	29-47-1, 302 yds., 3 TD	Jan. 9, 1994, at L.A. Raiders*
John Elway.....	36-46-2, 371 yds., 3 TD	Sept. 4, 1994, vs. San Diego
John Elway.....	29-41-1, 319 yds., 1 TD	Sept. 11, 1994, at N.Y. Jets
John Elway.....	30-41-0, 349 yds., 2 TD	Oct. 30, 1994, vs. Cleveland
John Elway.....	27-42-1, 382 yds., 2 TD	Nov. 20, 1994, vs. Atlanta
John Elway.....	22-41-1, 317 yds., 0 TD	Sept. 3, 1995, vs. Buffalo
John Elway.....	30-47-0, 327 yds., 2 TD	Sept. 17, 1995, vs. Washington
John Elway.....	23-46-0, 324 yds., 2 TD	Oct. 16, 1995, vs. Oakland
John Elway.....	27-41-2, 332 yds., 2 TD	Nov. 26, 1995, at Houston
John Elway.....	24-41-1, 320 yds., 2 TD	Dec. 24, 1995, at Oakland
John Elway.....	23-37-1, 335 yds., 2 TD	Sept. 29, 1996, at Cincinnati
John Elway.....	32-41-1, 323 yds., 4 TD	Oct. 6, 1996, vs. San Diego
John Elway.....	25-39-1, 326 yds., 3 TD	Oct. 20, 1996, vs. Baltimore
John Elway.....	27-36-1, 334 yds., 2 TD	Nov. 24, 1996, at Minnesota
John Elway.....	26-46-0, 309 yds., 1 TD	Oct. 19, 1997, at Oakland
John Elway.....	22-32-1, 400 yds., 2 TD	Dec. 6, 1998, vs. Kansas City
John Elway.....	26-36-0, 338 yds., 4 TD	Dec. 27, 1998, vs. Seattle
John Elway.....	18-29-1, 336 yds., 1 TD	Jan. 31, 1999, vs. Atlanta ³
Brian Griese.....	19-31-1, 363 yds., 2 TD	Oct. 17, 1999, vs. Green Bay
Brian Griese.....	25-38-0, 316 yds., 1 TD	Oct. 24, 1999, at New England
Brian Griese.....	19-29-0, 307 yds., 2 TD	Sept. 4, 2000, at St. Louis
Brian Griese.....	31-50-1, 361 yds., 1 TD	Oct. 1, 2000, vs. New England
Brian Griese.....	19-34-0, 336 yds., 3 TD	Oct. 15, 2000, vs. Cleveland
Brian Griese.....	30-45-1, 365 yds., 2 TD	Oct. 22, 2000, at Cincinnati
Brian Griese.....	22-35-1, 327 yds., 2 TD	Nov. 5, 2000, at N.Y. Jets
Gus Frerotte.....	36-58-4, 462 yds., 5 TD	Nov. 19, 2000, vs. San Diego
Brian Griese.....	19-29-0, 330 yds., 3 TD	Sept. 10, 2001, vs. N.Y. Giants
Brian Griese.....	35-35-3, 328 yds., 1 TD	Sept. 30, 2002, at Baltimore
Brian Griese.....	26-35-1, 316 yds., 2 TD	Oct. 6, 2002, vs. San Diego
Brian Griese.....	27-46-2, 335 yds., 1 TD	Oct. 13, 2002, vs. Miami
Brian Griese.....	30-50-0, 376 yds., 2 TD	Oct. 20, 2002, at Kansas City
Jake Plummer.....	31-55-3, 499 yds., 4 TD	Oct. 31, 2004, vs. Atlanta [^]
Jake Plummer.....	21-26-1, 303 yds., 2 TD	Dec. 25, 2004, at Tennessee
Jake Plummer.....	22-35-0, 309 yds., 4 TD	Oct. 30, 2005, vs. Philadelphia
Jay Cutler.....	23-39-1, 304 yds., 1 TD	Sept. 9, 2007, at Buffalo
Jay Cutler.....	17-31-1, 302 yds., 2 TD	Nov. 25, 2007, at Chicago
Jay Cutler.....	16-24-0, 300 yds., 2 TD	Sept. 8, 2008, at Oakland
Jay Cutler.....	36-50-1, 350 yds., 4 TD	Sept. 14, 2008, vs. San Diego
Jay Cutler.....	29-49-2, 361 yds., 1 TD	Sept. 28, 2008, at Kansas City
Jay Cutler.....	24-46-3, 307 yds., 2 TD	Nov. 2, 2008, vs. Miami
Jay Cutler.....	24-42-1, 447 yds., 3 TD	Nov. 6, 2008, at Cleveland
Jay Cutler.....	27-43-1, 357 yds., 2 TD	Nov. 30, 2008, at N.Y. Jets
Jay Cutler.....	25-45-1, 359 yds., 0 TD	Dec. 21, 2008, vs. Buffalo
Jay Cutler.....	33-49-2, 316 yds., 1 TD	Dec. 28, 2008, at San Diego
Kyle Orton.....	35-48-1, 330 yds., 2 TD	Oct. 11, 2009, vs. New England
Kyle Orton.....	32-56-3, 431 yds., 1 TD	Jan. 3, 2010, vs. Kansas City
Kyle Orton.....	25-35-0, 307 yds., 2 TD	Sept. 19, 2010, vs. Seattle
Kyle Orton.....	37-57-1, 476 yds., 1 TD	Sept. 26, 2010, vs. Indianapolis
Kyle Orton.....	35-50-1, 341 yds., 2 TD	Oct. 3, 2010, at Tennessee
Kyle Orton.....	23-38-0, 314 yds., 2 TD	Oct. 10, 2010, at Baltimore
Kyle Orton.....	28-40-1, 369 yds., 1 TD	Oct. 31, 2010, at San Francisco (London)
Kyle Orton.....	24-41-0, 347 yds., 3 TD	Nov. 28, 2010, vs. St. Louis
Tim Tebow.....	16-29-1, 308 yds., 1 TD	Dec. 26, 2010, vs. Houston
Kyle Orton.....	24-46-1, 304 yds., 1 TD	Sept. 12, 2011, vs. Oakland
Tim Tebow.....	10-21-0, 316 yds., 2 TD	Jan. 8, 2012, vs. Pittsburgh*

([^] Denotes Franchise Record; *Denotes Postseason; ³Denotes Super Bowl XXXIII)

TOTALS — John Elway 40 (includes four postseason games), Brian Griese 12, Jay Cutler 10, Kyle Orton 9, Frank Tripucka 5, Charley Johnson 4, Craig Morton 4, Steve DeBerg 3, Jake Plummer 3, Tim Tebow 2 (includes one postseason game), Gus Frerotte 1, Jacky Lee 1, John McCormick 1, Marlin Briscoe 1, Steve Tensi 1.

Most 300-yard games, season

8—Jay Cutler, 2008
6—Kyle Orton, 2010
5—Brian Griese, 2000
5—John Elway, 1995
4—Brian Griese, 2002
4—John Elway, 1987, '94, '96

Most consecutive 300-yard games

4—Brian Griese, 2002
4—Kyle Orton, 2010
3—Brian Griese, 2000
3—John Elway, 1996, 1993-94

Most 300-yard games by a rookie

1—Tim Tebow, 2010
1—John Elway, 1983
1—Marlin Briscoe, 1968

BIGGEST COMEBACKS

Biggest deficits overcome by the Broncos to win a game in the regular season

Rank	Deficit	Date	Opponent	Score at time of Deficit	Final Score
No. 1	24	Sept. 23, 1979	vs. Seattle	34-10, 9:28 left in third qtr.	37-34
	24	Oct. 23, 1960	vs. Boston	24-0, 11:59 left in third qtr.	31-24
No. 3	21	Dec. 12, 1982	at L.A. Rams	21-0, 10:24 left in second qtr.	27-24
No. 4	19	Dec. 11, 1983	vs. Baltimore	19-0, 7:50 left in third qtr.	21-19
No. 5	17	Dec. 26, 2010	vs. Houston	17-0, 0:22 left in second qtr.	24-23
	17	Nov. 19, 2000	vs. San Diego	24-7, 1:25 left in second qtr. / 27-10, 11:25 left in third qtr.	38-37
	17	Oct. 6, 1996	vs. San Diego	17-0, 2:51 left in second qtr.	28-17
	17	Dec. 20, 1985	at Seattle	17-0, 9:16 left in second qtr.	27-24
	17	Sept. 15, 1962	at Buffalo	20-3, 1:39 left in second qtr.	23-20
No. 10	15	Oct. 23, 2011	at Miami	15-0, 7:34 left in fourth qtr.	18-15 (OT)

Biggest deficits overcome by the Broncos to win a game in the postseason

Rank	Deficit	Date	Opponent	Score at time of Deficit	Final Score
No. 1	15	Jan. 4, 1992	vs. Houston (AFC Div.)	21-6, 10:55 left in second qtr.	26-24
No. 2	10	Jan. 7, 1990	at Pittsburgh (AFC Div.)	10-0, 13:22 left in second qtr. / 17-7, :26 left in second qtr.	24-23
	10	Jan. 17, 1999	vs. N.Y. Jets (AFC Chmp.)	10-0, 11:56 left in third qtr.	23-10
No. 4	7	Jan. 25, 1998	vs. Green Bay (S.B. XXXII)	7-0, 10:58 left in first qtr.	31-24
	7	Jan. 11, 1998	at Pittsburgh (AFC Chmp.)	14-7, 12:42 left in second qtr.	24-21
	7	Jan. 11, 1987	at Cleveland (AFC Chmp.)	7-0, 5:19 left in first qtr. / 20-13, 5:43 left in fourth qtr.	23-20 (OT)
No. 7	6	Jan. 8, 2011	vs. Pittsburgh (AFC W.C.)	6-0, :23 left in first qtr.	29-23 (OT)
No. 8	4	Jan. 4, 1987	vs. New England (AFC Div.)	7-3, 14:04 left in second qtr. / 17-13, 2:50 left in third qtr.	22-17

BIGGEST LEADS LOST

Biggest leads lost by the Broncos in losing a game in the regular season

Rank	Lead	Date	Opponent	Score at time of Lead	Final Score
No. 1	24	Sept. 26, 1988	vs. L.A. Raiders	24-0, 1:07 left in second qtr.	30-27 (OT)
No. 2	21	Nov. 5, 1978	vs. N.Y. Jets	28-7, 8:19 left in second qtr.	31-28
No. 3	20	Dec. 10, 1995	vs. Seattle	20-0, 5:00 left in second qtr.	31-27
No. 4	18	Sept. 4, 1994	vs. San Diego	24-6, 11:25 left in second qtr.	37-34
No. 5	17	Nov. 19, 2006	vs. San Diego	24-7, 9:25 left in third qtr.	35-27
	17	Nov. 14, 1993	vs. Minnesota	20-3, 6:57 left in second qtr.	26-23
	17	Jan. 2, 1994	at L.A. Raiders	27-10, :26 left in second qtr. / 30-13, 10:31 left in third qtr.	33-30 (OT)
	17	Sept. 24, 1967	vs. N.Y. Jets	24-7, 9:08 left in second qtr.	38-24
	17	Oct. 28, 1962	vs. Buffalo	24-7, 5:48 left in second qtr.	45-38


Biggest leads lost by the Broncos in losing a game in the postseason

Rank	Lead	Date	Opponent	Score at time of Lead	Final Score
No. 1	10	Jan. 31, 1988	vs. Washington (S.B. XXII)	10-0, 9:09 left in first qtr.	42-10
No. 2	7	Dec. 30, 1984	vs. Pittsburgh (AFC Div.)	7-0, 6:30 left in first qtr. / 17-10, 7:15 left in third qtr.	24-17
No. 3	4	Dec. 23, 1979	at Houston (AFC W.C.)	7-3, 3:27 left in first qtr.	13-7
No. 4	3	Dec. 30, 1978	at Pittsburgh (AFC Div.)	3-0, 5:50 left in first qtr.	33-10
	3	Jan. 25, 1987	vs. N.Y. Giants (S.B. XXI)	3-0, 10:51 left in first qtr. / 10-7, 11:39 left in first qtr.	39-20

WHAT IS THE ORIGIN OF THE NAME DENVER BRONCOS?

The name "Denver Broncos" was chosen from 500 entries in a name-the-team contest in January 1960. The name was suggested by Ward M. Vining of Lakewood. But the football team isn't the first Denver Broncos. Denver's 1921 entry in the Midwest Baseball League was also called the Broncos.

PLAYER AWARDS AND HISTORY



PLAYER HISTORY

ALL-TIME HONORS

2011

Pro Bowl: Champ Bailey, Ryan Clady, Brian Dawkins, Elvis Dumervil, Willis McGahee, Von Miller. **AII-NFL:** Chris Kuper (1st team *Dallas Morning News*), Von Miller (1st team *Dallas Morning News*, 2nd team AP). **AII-AFC:** Elvis Dumervil (Pro Football Weekly/PFWA), Von Miller (Pro Football Weekly/PFWA). **NFL Defensive Rookie of the Year:** Von Miller (AP, Sports Illustrated, *Dallas Morning News*, Football Outsiders). **AII-Rookie:** Orlando Franklin (Football Outsiders), Chris Harris (Pro Football Weekly/PFWA, Football Outsiders), Von Miller (Pro Football Weekly/PFWA, Football Outsiders). **Colorado Sports Hall of Fame Pro Athlete of the Year:** Tim Tebow. **GMC Never Say Never Moment of the Year Award:** Tim Tebow. **Darrent Williams Good Guy Award (Local Chapter):** Champ Bailey. **PFWA Good Guy Award (National Chapter):** Tim Tebow.

2010

Pro Bowl: Champ Bailey, Brandon Lloyd. **AII-NFL:** Brandon Lloyd (2nd team AP). **Darrent Williams Good Guy Award:** Mario Haggan.

2009

Pro Bowl: Champ Bailey, Ryan Clady, Brian Dawkins, Elvis Dumervil, Brandon Marshall. **AII-NFL:** Ryan Clady (1st team AP, Pro Football Weekly/PFWA, The Sporting News, ESPN.com), Brian Dawkins (2nd team AP, The Sporting News), Elvis Dumervil (1st team AP, Pro Football Weekly/PFWA, The Sporting News, ESPN.com). **AII-Rookie:** Knowshon Moreno (Pro Football Weekly/PFWA, The Sporting News). **NFL Alumni Pass Rusher of the Year:** Elvis Dumervil. **Darrent Williams Good Guy Award:** Elvis Dumervil. **Tourism Industry Hall of Fame (Denver):** Pat Bowlen (Class of 2009).

2008

Pro Bowl: Jay Cutler, Brandon Marshall, Casey Wiegmann. **AII-NFL:** Ryan Clady (2nd team AP), Ryan Harris (Sports Illustrated). **AII-AFC:** Ryan Clady (Pro Football Weekly/PFWA). **AII-Rookie:** Ryan Clady (Pro Football Weekly/PFWA, The Sporting News), Brett Kern (Pro Football Weekly/PFWA, The Sporting News), Eddie Royal (Pro Football Weekly/PFWA, The Sporting News). **Darrent Williams Good Guy Award:** Ebenezer Ekuban. **Colorado Sports Hall of Fame Inductee:** Rod Smith (Class of 2009).

2007

Pro Bowl: Champ Bailey, John Lynch. **AII-NFL:** Champ Bailey (2nd team AP). **Darrent Williams Good Guy Award:** John Lynch.

2006

Pro Bowl: Champ Bailey, John Lynch, Al Wilson (Wilson did not play in game due to injury). **AII-NFL:** Champ Bailey (1st team AP, Pro Football Weekly/PFWA, The Sporting News, Sports Illustrated), Tom Nalen (Sports Illustrated), Al Wilson (2nd team AP). **AII-AFC:** Champ Bailey (Pro Football Weekly/PFWA). **Colorado Sports Hall of Fame Pro Athlete of the Year:** Champ Bailey. **Colorado Sports Hall of Fame Inductee:** Pat Bowlen (Class of 2007).

2005

Pro Bowl: Champ Bailey, John Lynch, Rod Smith, Al Wilson. **AII-NFL:** Champ Bailey (1st team AP, Pro Football Weekly/PFWA, The Sporting News, USA Today), Matt Lepsis (Sports Illustrated), Tom Nalen (Sports Illustrated), Al Wilson (1st team AP, The Sporting News). **AII-AFC:** Champ Bailey (Pro Football Weekly/PFWA), Al Wilson (Pro Football Weekly/PFWA). **AII-Rookie:** Darrent Williams (Pro Football Weekly/PFWA, NFL.com). **Colorado Sports Hall of Fame Pro Athlete of the Year:** Champ Bailey.

2004

Pro Bowl: Champ Bailey, John Lynch. **AII-NFL:** Champ Bailey (1st team AP, The Sporting News, Pro Football Weekly), John Lynch (2nd team College & Pro Football Newsweekly). **AII-AFC:** Champ Bailey (Pro Football Weekly). **AII-Rookie:** D.J. Williams (Pro Football Weekly).

2003

Pro Bowl: Tom Nalen, Clinton Portis, Al Wilson. **AII-NFL:** Tom Nalen (1st team AP, Pro Football Weekly). **AII-AFC:** Tom Nalen (Pro Football Weekly). **NFL Alumni Offensive Lineman of the Year:** Tom Nalen.

2002

Pro Bowl: Trevor Pryce, Al Wilson (Wilson did not play in game due to injury). **AII-NFL:** Al Wilson (2nd team Football Digest). **NFL Offensive Rookie of the Year:** Clinton Portis (AP, Pro Football Weekly, Football Digest). **NFL Rookie of the Year:** Clinton Portis (Sports Illustrated/Dr. Z). **AII-Rookie:** Clinton Portis (Pro Football Weekly).

2001

Pro Bowl: Dwayne Carswell, Jason Elam, Ian Gold, Deltha O'Neal, Trevor Pryce, Rod Smith, Al Wilson (Pryce and Smith did not play in game due to injury). **AII-NFL:** Jason Elam (2nd team AP, College & Pro Football Newsweekly and Football News), Trevor Pryce (2nd team AP and College & Pro Football Newsweekly), Rod Smith (1st team Football Digest, 2nd team AP), Deltha O'Neal (2nd team College & Pro Football Newsweekly). **AII-AFC:** Jason Elam (Pro Football Weekly, Football News), Ian Gold (Pro Football Weekly), Deltha O'Neal (Pro Football Weekly), Trevor Pryce (Football News), Rod Smith (Pro Football Weekly). **NFL Alumni Special Teams Player of the Year:** Jason Elam.

2000

Pro Bowl: Brian Griese, Tom Nalen, Trevor Pryce, Rod Smith (Griese and Nalen did not play in game due to injury). **AII-NFL:** Howard Griffith (2nd team College & Pro Football Newsweekly and Football Digest), Ed McCaffrey (Sports Illustrated), Tom Nalen (AP, USA Today, Sports Illustrated, The Sporting News, Football Digest; 2nd team College & Pro Football Newsweekly), Trevor Pryce (2nd team College & Pro Football Newsweekly), Rod Smith (USA Today, College & Pro Football Newsweekly, Football Digest; 2nd team AP). **AII-AFC:** Tom Nalen (Pro Football Weekly, Football News), Trevor Pryce (Pro Football Weekly, Football News), Rod Smith (Pro Football Weekly, Football News). **NFL Offensive Rookie of the Year:** Mike Anderson (AP, Pro Football Weekly, Football Digest). **NFL Rookie of the Year:** Mike Anderson (USA Today). **AII-Rookie:** Mike Anderson (Pro Football Weekly, Football News, Football Digest), Deltha O'Neal (punt returner—Football News).

1999

Pro Bowl: Tom Nalen, Trevor Pryce, Detron Smith (Nalen did not play in game due to injury). **AII-NFL:** Trevor Pryce (AP, Sports Illustrated, College & Pro Football Newsweekly, 2nd team Football Digest), Tom Nalen (The Sporting News, Football Digest, 2nd team AP). **AII-AFC:** Trevor Pryce (Pro Football Weekly), Detron Smith (special teams; Pro Football Weekly). **AII-Rookie:** Olandis Gary (Pro Football Weekly, College & Pro Football Newsweekly, Football News, Football Digest), Chris Watson (kick returner; College & Pro Football Newsweekly).

1998

Pro Bowl: Steve Atwater, Terrell Davis, Jason Elam, John Elway, Tony Jones, Ed McCaffrey, Tom Nalen, Bill Romanowski, Mark Schlereth, Shannon Sharpe (Davis and Sharpe did not play in game due to injury). **AII-NFL:** Terrell Davis (AP, Sports Illustrated, The Sporting News, USA Today, Pro Football Weekly, College & Pro Football Newsweekly, Football Digest), Jason Elam (2nd team AP, College & Pro Football Newsweekly, Football Digest), Howard Griffith (2nd team Football Digest), Ed McCaffrey (2nd team AP), Tom Nalen (USA Today), Mark Schlereth (2nd team College & Pro Football Newsweekly), Shannon Sharpe (AP, The Sporting News, USA Today, Pro Football Weekly, College & Pro Football Newsweekly, Football Digest), Rod Smith (2nd team College & Pro Football Newsweekly). **AII-AFC:** Terrell Davis (Pro Football Weekly, Football News), Jason Elam (Pro Football Weekly, Football News), Vaughn Hebron (kick returner—Pro Football Weekly), Ed McCaffrey (Football News), Shannon Sharpe (Pro Football Weekly,

Football News). **All-Rookie:** Eric Brown (Football News, Football Digest, College & Pro Football Newsweekly). **Super Bowl XXXIII Most Valuable Player (Pete Rozelle Trophy):** John Elway. **NFL Most Valuable Player:** Terrell Davis (AP, Pro Football Weekly, Pro Football Writers of America). **NFL Player of the Year:** Terrell Davis (The Sporting News, Football Digest, NFL Films). **NFL Offensive Player of the Year:** Terrell Davis (AP, College & Pro Football Newsweekly). **AFC Player of the Year:** Terrell Davis (Football News). **AFC Offensive Player of the Year:** Terrell Davis (Kansas City 101 Club). **San Diego Hall of Champions Professional Star of the Year:** Terrell Davis. **Colorado Sports Hall of Fame Inductee:** John Elway (Class of 1999). **Colorado Sports Hall of Fame Professional Athlete of the Year:** Terrell Davis. **ESPY Award for Pro Football Performer of the Year:** Terrell Davis.

1997

Pro Bowl: Terrell Davis, John Elway, Tom Nalen, Shannon Sharpe, Neil Smith (Elway did not play in game due to injury). **All-NFL:** Terrell Davis (AP, Sports Illustrated, The Sporting News, USA Today, Pro Football Weekly, College & Pro Football Newsweekly, Football News, Football Digest), John Elway (College & Pro Football Newsweekly 2nd team), Darrien Gordon (1st team punt returner—Sports Illustrated, The Sporting News, USA Today, Pro Football Weekly; 2nd team punt returner—Football Digest, College & Pro Football Newsweekly), John Mobley (1st team AP, The Sporting News, Pro Football Weekly, Football Digest; 2nd team College & Pro Football Newsweekly), Tom Nalen (2nd team College & Pro Football Newsweekly), Mark Schlereth (Sports Illustrated), Shannon Sharpe (AP, The Sporting News, USA Today, Pro Football Weekly, College & Pro Football Newsweekly 1st team; Football Digest 2nd team). **All-AFC:** John Elway (Pro Football Weekly, Football News), Darrien Gordon (punt returner—Pro Football Weekly, Football News), John Mobley (Pro Football Weekly), Shannon Sharpe (Pro Football Weekly). **Super Bowl XXXII Most Valuable Player (Pete Rozelle Trophy):** Terrell Davis. **AFC Player of the Year:** Terrell Davis (Football News, Touchdown Club of Columbus). **AFC Offensive Player of the Year:** Terrell Davis (Kansas City 101 Club). **San Diego Hall of Champions Professional Star of the Year:** Terrell Davis. **Colorado Sports Hall of Fame King of the Hill Award:** Terrell Davis. **ESPY Award for Best Performance Under Pressure:** Terrell Davis.

1996

Pro Bowl: Steve Atwater, Tyrone Braxton, Terrell Davis, John Elway, Michael Dean Perry, Bill Romanowski, Shannon Sharpe, Alfred Williams, Gary Zimmerman (Atwater, Elway and Zimmerman did not play in game due to injury). **All-NFL:** Steve Atwater (AP 2nd team), Terrell Davis (AP, Sports Illustrated, The Sporting News, USA Today, Pro Football Weekly, Football News, College & Pro Football Newsweekly), John Elway (AP 2nd team, College & Pro Football Newsweekly 2nd team, Football Digest 2nd team), Bill Romanowski (College & Pro Football Newsweekly 2nd team), Shannon Sharpe (AP, Sports Illustrated, The Sporting News, Pro Football Weekly, Football Digest, College & Pro Football Newsweekly), Alfred Williams (AP, The Sporting News, Pro Football Weekly, Football Digest, College & Pro Football Newsweekly 2nd team), Gary Zimmerman (AP, Sports Illustrated, The Sporting News, Pro Football Weekly, Football Digest, College & Pro Football Newsweekly). **All-AFC:** Steve Atwater (UPI, Pro Football Weekly), Tyrone Braxton (Football News, UPI 2nd team), Terrell Davis (UPI, Football News), John Elway (UPI, Pro Football Weekly, Football News), Michael Dean Perry (UPI 2nd team), Bill Romanowski (UPI 2nd team), Shannon Sharpe (UPI, Football News), Alfred Williams (UPI, Football News), Gary Zimmerman (UPI, Football News). **NFL All-Rookie Team:** John Mobley (Pro Football Weekly, Football News, College & Pro Football Newsweekly). **NFL Most Valuable Player:** Terrell Davis (Sports Illustrated). **NFL Offensive Player of the Year:** Terrell Davis (AP). **AFC Player of the Year:** John Elway (Football News, Touchdown Club of Columbus). **AFC Most Valuable Player:** John Elway (NFLPA). **AFC Offensive Player of the Year:** Terrell Davis (UPI), John Elway (Kansas City 101 Club). **NFL Coach of the Year:** Mike Shanahan (Touchdown Club of Columbus). **AFC Coach of the Year:** Mike Shanahan (Kansas City 101 Club).

1995

Pro Bowl: Steve Atwater, Jason Elam, Glyn Milburn, Anthony Miller, Shannon Sharpe, Gary Zimmerman (Zimmerman did not play in game due to injury). **All-NFL:** Steve Atwater (College & Pro Football Newsweekly 2nd team), Jason Elam (AP 2nd team, College & Pro Football Newsweekly 2nd team, Football Digest 2nd team), Glyn Milburn (AP 2nd team, Sporting News 1st team, College & Pro Football Newsweekly 2nd team, Football Digest 1st team), Shannon Sharpe (AP 2nd team), Gary Zimmerman (AP 2nd team, Football Digest 1st team). **All-AFC:** Steve Atwater (UPI 1st team), Terrell Davis (UPI 2nd team), Jason Elam (UPI 1st team), Glyn Milburn (Football News 1st team), Michael Dean Perry (UPI 2nd team), Shannon Sharpe (UPI 2nd team), Gary Zimmerman (Football News 1st team, UPI 1st team). **NFL All-Rookie Team:** Terrell Davis (College & Pro Football Newsweekly, Football News, Pro Football Weekly). **NFL Rookie of the Year:** Terrell Davis (Football Digest). **Earl Hartman Awards (Broncos Most Valuable Players):** Terrell Davis (offense), Steve Atwater (defense), Glyn Milburn (special teams). **Bob Peck Award (Most Inspirational Player):** Michael Dean Perry. **Bob Martin Award (For cooperation with local media):** Lionel Washington.

1994

Pro Bowl: Steve Atwater, John Elway, Shannon Sharpe, Gary Zimmerman (Sharpe did not play in game). **All-NFL:** Shannon Sharpe (College & Pro Football Newsweekly 2nd team, Football Digest 2nd team). **All-AFC:** Tom Rouen (UPI 2nd team), Shannon Sharpe (UPI 2nd team), Gary Zimmerman (UPI 2nd team). **Earl Hartman Awards (Broncos Most Valuable Players):** John Elway (offense), Steve Atwater (defense), Ray Jacobs (special teams). **Bob Peck Award (Most Inspirational Player):** Shannon Sharpe. **Bob Martin Award (For cooperation with local media):** Shannon Sharpe.

1993

Pro Bowl: Steve Atwater, John Elway, Karl Mecklenburg, Shannon Sharpe, Dennis Smith. **All-NFL:** John Elway (AP 2nd team, College & Pro Football Newsweekly 2nd team, Football Digest 2nd team), Simon Fletcher (Football Digest 2nd team), Shannon Sharpe (AP, Pro Football Weekly/Pro Football Writers of America, The Sporting News, Sports Illustrated, College & Pro Football Newsweekly, Football Digest), Dennis Smith (College & Pro Football Newsweekly 2nd team), Gary Zimmerman (AP 2nd team, College & Pro Football Newsweekly 2nd team). **All-AFC:** Steve Atwater (UPI, Football News), John Elway (UPI, Football News), Shannon Sharpe (UPI, Football News). **NFL All-Rookie:** Jason Elam (Pro Football Weekly/Pro Football Writers of America, Football News, College & Pro Football Newsweekly, Football Digest). **AFC Most Valuable Player:** John Elway (NFL Players Association). **AFC Player of the Year:** John Elway (Football News). **AFC Offensive Player of the Year:** John Elway (UPI, Kansas City 101 Club). **Rookie Coach of the Year:** Wade Phillips (College & Pro Football Newsweekly). **Earl Hartman Awards (Broncos Most Valuable Players):** John Elway (offense), Simon Fletcher (offense), Reggie Rivers (special teams). **Bob Peck Award (Most Inspirational Player):** Dennis Smith. **Bob Martin Award (For cooperation with local media):** Tyrone Braxton.

1992

Pro Bowl: Steve Atwater, Michael Brooks, Shannon Sharpe. **All-NFL:** Steve Atwater (AP, Pro Football Weekly/Pro Football Writers of America, The Sporting News, Football Digest, NEA), Michael Brooks (Sports Illustrated, College and Pro Football Newsweekly 2nd team), Greg Kragen (AP 2nd team, College and Pro Football Newsweekly 2nd team). **All-AFC:** Steve Atwater (Football News). **NFL All-Rookie:** Russell Freeman (Football News, College and Pro Football Newsweekly), Arthur Marshall (Pro Football Weekly/Pro Football Writers of America, Football News, College and Pro Football Newsweekly). **Colorado Sports Hall of Fame Pro Athlete of the Year:** Michael Brooks. **Earl Hartman Awards (Broncos Most Valuable Players):** John Elway (offense), Simon Fletcher (defense), Keith Traylor (special teams). **Bob Peck Award (Most Inspirational Player):** Dennis Smith. **Bob Martin Award (For cooperation with local media):** Reggie Rivers.

1991

Pro Bowl: Steve Atwater, John Elway, Gaston Green, Karl Mecklenburg, Dennis Smith. **All-NFL:** Steve Atwater (AP, Pro Football Weekly, College and Pro Football Newsweekly 2nd team), Greg Kragen (Sports Illustrated). **All-AFC:** Steve Atwater (Football News, Pro Football Weekly). **AFC Coach of the Year:** Dan Reeves (Football News, Kansas City 101 Club). **NFL Rookie of the Year:** Mike Croel (Bert Bell Award-World Almanac, Pro Football Weekly, Washington Touchdown Club, Pro-Set). **NFL Defensive Rookie of the Year:** Mike Croel (AP, College and Pro Football Newsweekly). **NFL All-Rookie:** Mike

Croel (Football News, Pro Football Weekly, College and Pro Football Newsweekly, Football Digest), Reggie Johnson (Pro Football Digest), Keith Traylor (Pro Football Weekly, Football Digest). **Earl Hartman Award Winners (Broncos Most Valuable Players):** John Elway (offense), Dennis Smith (defense), Alton Montgomery (special teams). **Bob Peck Memorial Award (Most Inspirational Player):** Kenny Walker. **Bob Martin Award (For cooperation with local media):** Greg Kragen.

1990

Pro Bowl: Steve Atwater, Bobby Humphrey, Dennis Smith. **AII-NFL:** Steve Atwater (College and Pro Football Newsweekly-second team), Mike Horan (College and Pro Football Newsweekly-second team). **AII-AFC:** Steve Atwater (UPI, Football News), Mike Horan (UPI-second team, Football News). **Earl Hartman Award (Broncos Most Valuable Players):** Bobby Humphrey (offense), Steve Atwater (defense), Kevin Clark (special teams). **Bob Peck Memorial Award (Most Inspirational Player):** Keith Kartz. **Bob Martin Award (for cooperation with media):** Mark Jackson.

1989

Pro Bowl: John Elway, Greg Kragen, Karl Mecklenburg, Dennis Smith, David Treadwell. **AII-NFL:** Mike Horan (College and Pro Football Newsweekly 2nd team), Karl Mecklenburg (AP, Pro Football Weekly, Sports Illustrated, NEA-World Almanac, Football Digest), Dennis Smith (AP 2nd team). **AII-AFC:** Greg Kragen (Pro Football Weekly), Karl Mecklenburg (UPI, Pro Football Weekly, Football News), Dennis Smith (Pro Football Weekly, UPI 2nd team), David Treadwell (UPI, Pro Football Weekly, Football News). **NFL Rookie of the Year:** Bobby Humphrey (Touchdown Club of Washington, D.C.). **NFL Offensive Rookie of the Year:** Bobby Humphrey (NFL Players Association). **NFL Defensive Rookie of the Year:** Steve Atwater (Football Digest). **AFC Offensive Rookie of the Year:** Bobby Humphrey (Mackey Award). **NFL All-Rookie:** Steve Atwater (UPI, Pro Football Weekly, PFWA, College and Pro Football Newsweekly, Football Digest), Bobby Humphrey (UPI, Pro Football Weekly, PFWA, College and Pro Football Newsweekly), David Treadwell (Football Digest), Doug Widell (College and Pro Football Newsweekly, Football Digest). **Colorado Sports Hall of Fame Pro Athlete of the Year:** Bobby Humphrey. **Earl Hartman Award Winners (Broncos Most Valuable Players):** Bobby Humphrey (offense), Dennis Smith (defense), David Treadwell (special teams). **Bob Peck Memorial Award (Most Inspirational Player):** Marc Munford.

1988

Pro Bowl: Mike Horan. **AII-NFL:** Mike Horan (AP, PFWA, The Sporting News, College and Pro Football Newsweekly, Sports Illustrated, World Almanac 2nd team). **AII-AFC:** Mike Horan (UPI, Football News). **NFL All-Rookie:** Gerald Perry (UPI, Football Digest). **Earl Hartman Award Winners (Broncos Most Valuable Players):** John Elway and Sammy Winder (offense), Simon Fletcher (defense), Ken Bell (special teams). **Bob Peck Memorial Award (Most Inspirational Player):** Keith Bishop and Billy Bryan.

1987

Pro Bowl: Keith Bishop, John Elway, Karl Mecklenburg. **AII-NFL:** Keith Bishop (Sports Illustrated, NEA-second team), John Elway (The Sporting News, NEA, AP-second team), Karl Mecklenburg (NEA, AP-second team). **AII-AFC:** Keith Bishop (UPI-second team), John Elway (UPI, Pro Football Weekly, Football News), Rulon Jones (UPI-second team), Karl Mecklenburg (UPI, Pro Football Weekly, Football News). **NFL Most Valuable Player:** John Elway (AP). **AFC Most Valuable Player:** John Elway (NFLPA). **AFC Player of the Year:** John Elway (Football News). **AFC Offensive Player of the Year:** John Elway (UPI, Kansas City 101 Club). **NFL All Rookie:** Ricky Nattiel (UPI, College and Pro Football Newsweekly, Football Digest, PFWA, Pro Football Weekly). **Earl Hartman Award Winners (Broncos Most Valuable Players):** John Elway (offense), Karl Mecklenburg (defense), Ken Bell (special teams). **Bob Peck Memorial Award (Most inspirational Player):** Keith Bishop.

1986

Pro Bowl: Keith Bishop, John Elway, Rulon Jones, Karl Mecklenburg, Dennis Smith, Sammy Winder. **AII-NFL:** John Elway (AP-honorable mention), Keith Bishop (AP-honorable mention), Mike Harden (AP-honorable mention), Rulon Jones (AP, Pro Football Weekly, Sports Illustrated, PFWA, The Sporting News, Football News, Football Digest, NEA-second team), Karl Mecklenburg (AP, Pro Football Weekly, Sports Illustrated, PFWA, The Sporting News, Football News, Football Digest, NEA), Dennis Smith (AP-honorable mention, Football News second team, NEA). **AII-AFC:** Keith Bishop (UPI-second team, Football News), John Elway (UPI-second team), Rulon Jones (UPI, Pro Football Weekly, Football News), Karl Mecklenburg (UPI, Pro Football Weekly, Football News), Dennis Smith (Pro Football Weekly), Gerald Willhite (UPI-second team). **AFC Defensive Player of the Year:** Rulon Jones (UPI). **AFC Player of the Year:** Karl Mecklenburg (Football News). **Colorado Sports Hall of Fame King of the Hill Award:** John Elway. **Seattle Gold Helmet Award (Professional Football Player of the Year):** John Elway. **Earl Hartman Award Winners (Broncos Most Valuable Players):** John Elway (offense), Mike Harden (defense), Darren Comeaux (special teams). **Bob Peck Memorial Award (Most Inspirational Player):** Tom Jackson.

1985

Pro Bowl: Rulon Jones, Karl Mecklenburg, Dennis Smith, Louis Wright. **AII-NFL:** John Elway (AP-honorable mention), Rulon Jones (AP-2nd team, The Sporting News, Sports Illustrated), Karl Mecklenburg (AP, Sports Illustrated, PFWA, The Football News, NEA), Dennis Smith (AP-honorable mention), Louis Wright (AP honorable mention). **AII-AFC:** Rulon Jones (UPI), Karl Mecklenburg (UPI), Dennis Smith (UPI-2nd team), Louis Wright (UPI). **Earl Hartman Award Winners (Broncos Most Valuable Players):** John Elway (offense), Rulon Jones (defense), Daniel Hunter (special teams). **Bob Peck Memorial Award (Most Inspirational Player):** Tom Jackson.

1984

Pro Bowl: Sammy Winder. **AII-NFL:** Tom Jackson (CPFW-2nd team), Dennis Smith (Pro Football Weekly, CPFW-2nd team), Louis Wright (The Sporting News, Sports Illustrated, Pro Football Weekly, NEA-2nd team, CPFW-2nd team). **AII-AFC:** Tom Jackson (Pro Football Weekly, UPI 2nd team), Dennis Smith (Pro Football Weekly, UPI-2nd team), Sammy Winder (UPI-2nd team), Louis Wright (Pro Football Weekly, UPI-2nd team). **AII-Rookie:** Winford Hood (UPI), Clarence Kay (PFWA, Pro Football Weekly). **Colorado Sports Hall of Fame Pro Athlete of the Year:** Tom Jackson. **Earl Hartman Award Winners (Broncos Most Valuable Players):** Steve Watson (offense), Louis Wright (defense), Ken Woodard (special teams). **Bob Peck Memorial Award (Most Inspirational Player):** Tom Jackson. **NFL Coach of the Year:** Dan Reeves (NFL-Sports Illustrated, Pro Football Weekly, College and Pro Football Newsweekly, AFC-Kansas City 101 Club, Football News).

1983

Pro Bowl: Randy Gradishar, Louis Wright (DNP). **AII-NFL:** Randy Gradishar (AP-2nd team), Louis Wright (NEA, CPFN-2nd team). **AII-AFC:** Randy Gradishar (UPI-2nd team). **Earl Hartman Award Winners (Broncos Most Valuable Players):** Steve Watson (offense), Randy Gradishar (defense), Ken Woodard (special teams). **Bob Peck Memorial Award (Most Inspirational Player):** Tom Jackson.

1982

Pro Bowl: Randy Gradishar, Luke Prestridge, Rick Upchurch. **AII-NFL:** Randy Gradishar (Football Digest), Luke Prestridge (AP, Football Digest), Rick Upchurch (AP, Football Digest). **AII-AFC:** Randy Gradishar (UPI), Luke Prestridge (UPI). **Earl Hartman Award Winners (Broncos Most Valuable Players):** Billy Bryan (offense), Louis Wright (defense), Rick Upchurch and Rob Lytle (special teams). **Bob Peck Memorial Award (Most Inspirational Player):** Tom Jackson.

1981

Pro Bowl: Randy Gradishar, Bob Swenson, Bill Thompson, Steve Watson. **AII-NFL:** Randy Gradishar (AP 2nd team, NEA-2nd team, Pro Football Weekly, The Sporting News), Bob Swenson (AP, NEA, The Sporting News). **AII-AFC:** Randy Gradishar (UPI), Bill Thompson (UPI), Steve Watson (UPI), Bob Swenson (UPI-2nd team), Louis Wright (UPI-2nd team).

Earl Hartman Award Winners (Broncos Most Valuable Players): Steve Watson (offense), Bob Swenson (defense), Jim Ryan (special teams). **Bob Peck Memorial Award (Most Inspirational Player):** Tom Jackson.

1980

AII-NFL: Randy Gradishar (The Sporting News), Fred Steinfort (Pro Football Weekly, The Sporting News). **AII-AFC:** Fred Steinfort (UPI). **Pro Football Weekly Golden Toe Award:** Fred Steinfort. **Earl Hartman Award Winners (Broncos Most Valuable Players):** Bill Bryan (offense), Randy Gradishar (defense), Fred Steinfort (special teams).

1979

Pro Bowl: Randy Gradishar, Tom Jackson, Rick Upchurch, Louis Wright. **AII-NFL:** Randy Gradishar (PFWA, Pro Football Weekly, AP-2nd team), Rich Upchurch (PFWA, Pro Football Weekly, AP-2nd team), Louis Wright (AP, NEA, PFWA, Pro Football Weekly). **AII-AFC:** Randy Gradishar (Pro Football Weekly, The Sporting News, UPI-2nd team), Bob Swenson (UPI-2nd team), Bill Thompson (UPI), Rick Upchurch (Pro Football Weekly), Louis Wright (UPI, Pro Football Weekly, The Sporting News). **Earl Hartman Award Winners (Broncos Most Valuable Players):** Craig Morton (offense), Bob Swenson (defense), Larry Canada (special teams).

1978

Pro Bowl: Lyle Alzado, Randy Gradishar, Tom Jackson, Riley Odoms, Bill Thompson, Rick Upchurch, Louis Wright. **AII-NFL:** Lyle Alzado (AP), Randy Gradishar (AP, PFWA, PFW, NEA), Tom Jackson (AP), Rick Upchurch (AP, PFWA, PFW), Louis Wright (AP, PFWA, PFW, NEA). **AII-AFC:** Lyle Alzado (UPI, PFW, TSN), Steve Foley (UPI), Randy Gradishar (UPI, PFW, TSN), Tom Jackson (UPI), Bill Thompson (UPI, PFW, TSN), Rick Upchurch (PFW), Louis Wright (UPI, PFW, TSN). **NFL Defensive Player of the Year:** Randy Gradishar (AP, PFW, NEA). **AFC Defensive Player of the Year:** Randy Gradishar (UPI, Kansas City 101 Club). **NFL Defensive Lineman of the Year:** Barney Chavous (Pittsburgh Courier). **Colorado Sports Hall of Fame Pro Athlete of the Year:** Randy Gradishar. **Earl Hartman Award Winners (Broncos Most Valuable Players):** Riley Odoms (offense), Randy Gradishar (defense), Maurice Harvey (special teams).

1977

Pro Bowl: Lyle Alzado, Randy Gradishar, Tom Jackson, Bill Thompson, Louis Wright. **AII-NFL:** Lyle Alzado (AP, UPI, PFW), Randy Gradishar (AP, UPI, PFW), Tom Jackson (AP, UPI, PFW), Bill Thompson (AP). **AII-AFC:** Louis Wright (PFW), Bill Thompson (PFW). **AFC Defensive Player of the Year:** Lyle Alzado (Kansas City 101 Club). **Colorado Sports Hall of Fame Pro Athlete of the Year:** Craig Morton. **Earl Hartman Award Winners (Broncos Most Valuable Players):** Craig Morton (offense), Tom Jackson (defense), Rick Upchurch (special teams). **NFL Coach of the Year:** Red Miller (AP, UPI, PFW, TSN, Football Digest, Washington Touchdown Club, Kansas City 101 Club, Columbus Touchdown Club).

1976

Pro Bowl: Otis Armstrong, Rick Upchurch. **AII-NFL:** KR Rick Upchurch (AP). **Earl Hartman Award Winners (Broncos Most Valuable Players):** Riley Odoms (offense), Tom Jackson (defense), Rick Upchurch (special teams).

1975

Pro Bowl: Randy Gradishar, Riley Odoms. **AII-Pro:** Riley Odoms (NEA-second team). **AII-AFC:** TE Riley Odoms (AP). **Earl Hartman Award Winners (Broncos Most Valuable Players):** Bobby Maples (offense), Lyle Alzado (defense), Jim Turner (special teams).

1974

Pro Bowl: Otis Armstrong, Riley Odoms. **AII-Pro:** Otis Armstrong, Riley Odoms. **Earl Hartman Award Winners (Broncos Most Valuable Players):** Otis Armstrong (offense), Tom Jackson (defense), Ken Criter (special teams).

1973

Pro Bowl: Floyd Little, Haven Moses, Riley Odoms, Paul Smith. **AII-Pro:** Riley Odoms (PFWA-second team, NEA-first team), Paul Smith (PFWA-second team, NEA-second team). **AII-AFC:** TE Riley Odoms (AP, UPI). **NFLPA Rookie of the Year:** Barney Chavous. **AII-Rookie:** Barney Chavous (AP, UPI). **Earl Hartman Award Winners (Broncos Most Valuable Players):** Charley Johnson (offense), Paul Smith (defense). **Colorado Sports Hall of Fame Pro Athlete of the Year:** Paul Smith. **AFC Coach of the Year:** John Ralston (AP, UPI, PFWA, Kansas City 101 Club).

1972

Pro Bowl: Paul Smith. **Colorado Sports Hall of Fame Pro Athlete of the Year:** Floyd Little.

1971

Pro Bowl: Rich Jackson, Floyd Little. **AII-Pro:** Floyd Little (PFWA-second team). **AII-AFC:** Floyd Little (AP, UPI).

1970

Pro Bowl: Rich Jackson, Floyd Little. **AII-Pro:** Rich Jackson (PFWA-first team), Floyd Little (PFWA-second team). **AII-AFC:** Rich Jackson (AP, UPI), Floyd Little (AP, UPI). **Colorado Sports Hall of Fame Pro Athlete of the Year:** Rich Jackson.

1969

AII-Pro: Rich Jackson (second team), Floyd Little (first team). **AII-AFL:** Rich Jackson (AP, UPI, NEA), Floyd Little (AP, UPI, NEA). **AFL All-Star Game:** Dave Costa, Mike Current, Al Denson, George Goeddeke, Rich Jackson, Floyd Little.

1968

AII-AFL: Rich Jackson (AP, UPI). **AFL All-Star Game:** Dave Costa, Rich Jackson, Floyd Little.

1967

AII-AFL: Al Denson (NEA). **AFL All-Star Game:** Dave Costa, Al Denson, Larry Kaminski, Nemiah Wilson.

1966

AII-AFL (The Sporting News): Bob Scarpitto. **AFL All-Star Game:** John Bramlett, Goose Gonsoulin, Bob Scarpitto, Jerry Sturm.

1965

AII-AFL (The Sporting News): Eldon Danenhauer, Cookie Gilchrist, Lionel Taylor. **AFL All-Star Game:** Eldon Danenhauer, Cookie Gilchrist.

1964

AII-AFL (The Sporting News): Willie Brown. **AFL All-Star Game:** Willie Brown, Jim Fraser, Goose Gonsoulin, Jerry Sturm.

1963

AII-AFL (The Sporting News): Goose Gonsoulin. **AFL All-Star Game:** Goose Gonsoulin, Bud McFadin. **AFL Rookie of the Year:** Billy Joe (The Sporting News' Players' Poll).

1962

AII-AFL (The Sporting News): Eldon Danenhauer, Goose Gonsoulin, Bud McFadin, Bob Zeman. **AFL All-Star Game:** Eldon Danenhauer, Jim Fraser, Goose Gonsoulin, Bud McFadin, Gene Mingo, Lionel Taylor, Frank Tripucka, Bob Zeman. **AFL Coach of the Year:** Jack Faulkner (AP, UPI).

1961

AII-AFL (The Sporting News): Bud McFadin, Lionel Taylor. **AFL All-Star Game:** Ken Adamson, Goose Gonsoulin, Bud McFadin, Don Stone.

1960

AII-AFL (The Sporting News): Goose Gonsoulin, Bud McFadin, Lionel Taylor.

BRONCOS IN THE PRO BOWL (1970-2011)

(Please see All-Time Honors, beginning on page 568, for year-by-year Broncos Pro Bowl and AFL All-Star Game participation.)
Current players in bold

PRO BOWLS			PRO BOWLS		
PLAYER	AS A BRONCO	SEASON(S) SELECTED	PLAYER	AS A BRONCO	SEASON(S) SELECTED
Lyle Alzado	2	1977-78	Willis McGahee	1	2011
Otis Armstrong	2	1974, '76	Karl Mecklenburg	6	1985-87, '89, '91, '93
Steve Atwater	8	1990-96, '98	Glyn Milburn	1	1995
Champ Bailey	7	2004-07, '09-11	Anthony Miller	1	1995
Keith Bishop	2	1986-87	Von Miller	1	2011
Tyrone Braxton	1	1996	Haven Moses	1	1973
Michael Brooks	1	1992	Tom Nalen	5	1997-2000, '03
Dwayne Carswell	1	2001	Riley Odoms	4	1973-75, '78
Ryan Clady	2	2009, '11	Deltha O'Neal	1	2001
Jay Cutler	1	2008	Michael Dean Perry	1	1996
Terrell Davis	3	1996-98	Clinton Portis	1	2003
Brian Dawkins	2	2009, '11	Luke Prestridge	1	1982
Elvis Dumervil	2	2009, 11	Trevor Pryce	4	1999-2002
Jason Elam	3	1995, '98, 2001	Bill Romanowski	2	1996, '98
John Elway	9	1986, '87, '89, '91, 1993-94, '96-98	Mark Schlereth	1	1998
Ian Gold	1	2001	Shannon Sharpe	7	1992-98
Randy Gradishar	7	1975, '77-79, 1981-83	Dennis Smith	6	1985-86, '89-91, '93
Gaston Green	1	1991	Detron Smith	1	1999
Brian Griese	1	2000	Rod Smith	3	2000-01, '05
Mike Horan	1	1988	Neil Smith	1	1997
Bobby Humphrey	1	1990	Paul Smith	2	1972-73
Rich Jackson	2	1970-71	Bob Swenson	1	1981
Tom Jackson	3	1977-79	Billy Thompson	3	1977-78, '81
Tony Jones	1	1998	David Treadwell	1	1989
Rulon Jones	2	1985-86	Rick Upchurch	4	1976, '78-79, '82
Greg Kragen	1	1989	Steve Watson	1	1981
Floyd Little	3	1970-71, '73	Casey Wiegmann	1	2008
Brandon Lloyd	1	2010	Alfred Williams	1	1996
John Lynch	4	2004-07	Al Wilson	5	2001-03, '05-06
Brandon Marshall	2	2008-09	Sammy Winder	2	1984, '86
Ed McCaffrey	1	1998	Louis Wright	5	1977-79, '83, '85
			Gary Zimmerman	3	1994-96

BRONCOS IN THE AFL ALL-STAR GAME (1960-69)

ALL-STAR SEL.			ALL-STAR SEL.		
PLAYER	AS A BRONCO	SEASON(S) SELECTED	PLAYER	AS A BRONCO	SEASON(S) SELECTED
Ken Adamson	1	1961	Larry Kaminski	1	1967
John Bramlett	1	1966	Floyd Little	2	1968-69
Willie Brown	1	1964	Bud McFadin	3	1961-63
Dave Costa	3	1967-69	Gene Mingo	1	1962
Mike Current	1	1969	Bob Scarpitto	1	1966
Eldon Danenhauer	2	1962, '65	Don Stone	1	1961
Al Denson	2	1967, '69	Jerry Sturm	2	1964, '66
Jim Fraser	2	1962, '64	Lionel Taylor	1	1962
Cookie Gilchrist	1	1965	Frank Tripucka	1	1962
George Goeddeke	1	1969	Nemiah Wilson	1	1967
Goose Gonsoulin	5	1961-64, '66	Bob Zeman	1	1962
Rich Jackson	2	1968-69			

BRONCOS ALL-TIME NFL HONORS

NFL MOST VALUABLE PLAYER (AP)

1998 RB Terrell Davis (16 starts / 392 att., 2008 yds., 5.1 avg., 21 TDs / 25 rec., 217 yds., 8.7 avg., 2 TDs)
1987 QB John Elway (12 starts / 224-410, 54.6%, 3198 yds., 19 TDs, 12 INTs / 66 att., 304 yds., 4.6 avg., 4 TDs)

NFL OFFENSIVE PLAYER OF THE YEAR (AP)

1998 RB Terrell Davis (16 starts / 392 att., 2008 yds., 5.1 avg., 21 TDs / 25 rec., 217 yds., 8.7 avg., 2 TDs)
1996 RB Terrell Davis (16 starts / 345 att., 1538 yds., 4.5 avg., 13 TDs / 36 rec., 310 yds., 8.6 avg., 2 TDs)

NFL DEFENSIVE PLAYER OF THE YEAR (AP)

1978 LB Randy Gradishar (16 starts / 286 tackles, incl. 190 solo, 4 INTs, 2 FF, 1 returned for a TD)

BRONCOS ALL-TIME NFL HONORS, CONT.

NFL OFFENSIVE ROOKIE OF THE YEAR (AP)

2002	RB Clinton Portis	(16 gms., 12 starts / 273 att., 1508 yds., 5.5 avg., 15 TDs / 33 rec., 364 yds., 11.0 avg., 2 TDs)
2000	RB Mike Anderson	(16 gms., 12 starts / 297 att., 1487 yds., 5.0 avg., 15 TDs / 23 rec., 169 yds., 7.3 avg.)

NFL DEFENSIVE ROOKIE OF THE YEAR (AP)

2011	LB Von Miller	(15 gms., 15 starts / 64 tackles, incl. 50 solo, 11.5 sacks, -77 yds., 2 FF, 4 PD)
1991	LB Mike Croel	(13 gms., 10 starts / 84 tackles, incl. 55 solo, 10 sacks, -65 yds., 4 FF, 2 PD)

AFC OFFENSIVE PLAYER OF THE MONTH

(10 Total Winners—Award Initiated by NFL in 1986)

2008	QB Jay Cutler	September	(102-157, 65.0%, 1,275 yds., 9 TDs, 4 INTs, 98.6 rtg.)
2001	QB Brian Griese	September	(60-93, 64.5%, 763 yds., 7 TDs, 2 INTs, 106.2 rtg.)
2000	RB Mike Anderson	December	(104 att., 516 yds., 5.0 avg., 8 TDs / 4 rec., 34 yds., 8.5 avg.)
2000	WR Rod Smith	November	(26 rec., 479 yds., 18.4 avg., 1 TD / 3 rush., 78 yds., 26 avg., 1 TD)
1998	RB Terrell Davis	October	(81 att., 512 yds., 6.3 avg., 6 TDs / 5 rec., 76 yds., 15.2 avg.)
1998	RB Terrell Davis	September	(94 att., 489 yds., 5.2 avg., 6 TDs / 4 rec., 22 yds., 5.5 avg.)
1997	QB John Elway	November	(94-149, 61.7%, 1231 yds., 8 TDs, 0 INTs / 23 att., 60 yds., 2.6 avg.)
1997	RB Terrell Davis	September	(118 att., 605 yds., 5.1 avg., 4 TDs / 6 rec., 31 yds., 5.2 avg.)
1996	QB John Elway	October	(73-111, 65.8%, 935 yds., 10 TDs, 3 INTs / 18 att., 110 yds., 6.1 avg., 1 TD)
1996	RB Terrell Davis	September	(112 att., 573 yds., 5.1 avg., 4 TDs / 10 rec., 83 yds., 8.3 avg.)

AFC DEFENSIVE PLAYER OF THE MONTH

(7 Total Winners—Award Initiated by NFL in 1986)

2006	CB Champ Bailey	October	(3 INTs, 21 tackles, 9 PBUs)
2005	CB Champ Bailey	November	(3 INTs, 1 TD on INT return, 20 tackles, 5 PBUs)
2001	CB Deltha O'Neal	October	(6 INTs, 17 tackles)
1991	LB Simon Fletcher	December	(5 sacks, -39 yds., 15 tackles)
1989	LB Karl Mecklenburg	November	(4.5 sacks, -40 yds., 18 tackles)
1989	S Dennis Smith	October	(2 INTs, 22 tackles, 2 FF, 1 FR)
1986	DE Rulon Jones	October	(8.5 sacks, -142 yds., 33 tackles)

AFC SPECIAL TEAMS PLAYER OF THE MONTH

(6 Total Winners—Award Initiated by NFL in 1993)

2011	K Matt Prater	Dec./Jan.	(6-7 FGs, 8-8 PATs, 26 pts., 11 touchbacks)
2009	PR/KR Eddie Royal	October	(8 punt returns, 134 yds., 16.8 avg., 1 TD / 5 kick returns, 158 yds., 31.6 avg., 1 TD)
2009	K Matt Prater	September	(7-9 FGs, 5-5 PATs, 26 pts., 7 touchbacks)
2005	P Todd Sauerbrun	October	(11-of-28 punts downed inside 20, 45.3 gross avg., 39.1 net avg.)
2004	KR Reuben Droughns	September	(8 kick returns, 244 yds., 30.5 avg.)
2001	K Jason Elam	November	(11-12 FGs, 5-5 PATs, 38 pts.)

NFL OFFENSIVE ROOKIE OF THE MONTH

2002	RB Clinton Portis	October	(79 att., 358 yds., 4.5 avg., 3 TDs / 11 rec., 98 yds., 8.9 avg., 1 TD)
2000	RB Mike Anderson	December	(104 att., 516 yds., 5.0 avg., 8 TDs / 4 rec., 34 yds., 8.5 avg.)
2000	RB Mike Anderson	September	(85 att., 403 yds., 4.7 avg., 3 TDs / 5 rec., 39 yds., 7.8 avg.)

NFL DEFENSIVE ROOKIE OF THE MONTH

2011	LB Von Miller	November	(31 tackles, 4.5 sacks and 2 PD)
2004	LB D.J. Williams	December	(40 tackles, 1 sack, 1 INT, 1 FF, and 4 PD)

AFC OFFENSIVE PLAYER OF THE WEEK

(45 Total Winners—Award Initiated by NFL in 1984)

2009	WR Brandon Marshall	Week 14	at Indianapolis	(21 rec.*, 200 yds., 9.5 avg., 2 TDs; *NFL rec)
2009	QB Kyle Orton	Week 5	vs. New England	(35-48, 72.9%, 330 yds., 2 TDs, 1 INT, 96.7 rtg.)
2008	QB Jay Cutler	Week 10	at Cleveland	(24-42, 57.1%, 447 yds., 3 TDs, 1 INT, 107.9 rtg.)
2008	WR Brandon Marshall	Week 2	vs. San Diego	(18 rec., 166 yds., 9.2 avg., 1 TD)
2005	WR Rod Smith	Week 15	at Buffalo	(11 rec., 137 yds., 12.5 avg., 1 TD)
2005	QB Jake Plummer	Week 8	vs. Philadelphia	(22-35, 62.9%, 309 yds., 4 TDs, 129.3 rtg.)
2004	QB Jake Plummer	Week 17	vs. Indianapolis	(17-30, 58.2%, 246 yds., 2 TDs, 105.7 rtg.)
2003	RB Clinton Portis	Week 14	vs. Kansas City	(22 att., 218 yds., 9.9 avg., 5 TDs / 2 rec., 36 yds., 18.0 avg.)
2003	TE Shannon Sharpe	Week 11	vs. San Diego	(7 rec., 101 yds., 14.4 avg., 3 TDs)
2003	QB Jake Plummer	Week 3	vs. Oakland	(14-21, 66.7%, 197 yds., 2 TDs, 128.5 rtg.)
2002	TE Shannon Sharpe	Week 7	at Kansas City	(12 rec., 214 yds.*, 17.8 avg., 2 TDs; *NFL TE rec.)
2001	QB Brian Griese	Week 1	vs. N.Y. Giants	(21-29, 72.4%, 330 yds., 3 TDs, 144.3 rtg.)
2000	RB Mike Anderson	Week 14	at New Orleans	(37 att., 251 yds.*, 6.8 avg., 4 TDs; *NFL rookie rec.)
2000	RB Mike Anderson	Week 13	at Seattle	(30 att., 195 yds., 6.5 avg., 2 TDs / 2 rec., 14 yds.)
1999	RB Olandis Gary	Week 15	vs. Seattle	(22 att., 183 yds., 8.3 avg., / 2 rec., 16 yds.)
1999	QB Brian Griese	Week 6	vs. Green Bay	(19-31, 61.3%, 363 yds., 2 TDs, 1 INT, 110.0 rtg.)
1998	RB Terrell Davis	Week 17	vs. Seattle	(29 att., 178 yds., 6.1 avg. / 2 rec., 17 yds., 1 TD)
1998	QB John Elway	Week 14	vs. Kansas City	(22-32, 68.8%, 400 yds., 2 TDs, 1 INT, 119.3 rtg.)
1998	RB Terrell Davis	Week 8	vs. Jacksonville	(31 att., 136 yds., 4.4 avg., 3 TDs / 5 rec., 76 yds.)
1998	RB Terrell Davis	Week 5	vs. Philadelphia	(20 att., 168 yds., 8.4 avg., 2 TDs)
1998	RB Terrell Davis	Week 2	vs. Dallas	(23 att., 191 yds., 8.3 avg., 3 TDs)
1997	QB John Elway	Week 10	vs. Seattle	(19-30, 63.3%, 252 yds., 2 TDs, 112.1 rtg.)
1997	RB Terrell Davis	Week 4	vs. Cincinnati	(27 att., 215 yds., 8.0 avg., 1 TD / 2 rec., 13 yds.)

BRONCOS ALL-TIME NFL HONORS, CONT.

1996	RB Terrell Davis	Week 12	at New England	(32 att., 154 yds., 4.8 avg., 2 TDs / 4 rec., 56 yds., 1 TD)
1996	RB Terrell Davis	Week 8	vs. Baltimore	(28 att., 194 yds., 6.9 avg., 2 TDs / 3 rec. 19 yds.)
1995	QB John Elway	Week 17	at Oakland	(24-41, 58.5%, 320 yds., 2 TDs, 1 INT, 89.5 rtg.)
1995	WR Anthony Miller	Week 7	vs. Oakland	(7 rec., 149 yds., 21.3 avg., 2 TDs)
1995	QB John Elway	Week 3	vs. Washington	(30-47, 63.8%, 327 yds., 2 TDs, 98.4 rtg.)
1994	QB John Elway	Week 9	vs. Cleveland	(30-41, 73.2%, 349 yds., 2 TDs, 114.8 rtg.)
1993	TE Shannon Sharpe	Week 15	vs. Kansas City	(10 rec., 65 yds., 6.5 avg., 3 TDs)
1993	QB John Elway	Week 12	vs. Pittsburgh	(18-25, 72%, 276 yds., 1 TD, 121.4 rtg.)
1993	QB John Elway	Week 10	at Cleveland	(17-23, 73.9%, 244 yds., 3 TDs, 147.5 rtg.)
1992	QB John Elway	Week 5	vs. Kansas City	(23-38, 60.5%, 311 yds., 2 TDs, 104.2 rtg.)
1992	QB John Elway	Week 1	vs. L.A. Raiders	(10-24, 41.7%, 171 yds., 1 INT, 49.1 rtg.)
1991	RB Gaston Green	Week 5	at Minnesota	(26 att., 158 yds., 6.1 avg. / 1 rec., 9 yds.)
1989	WR Vance Johnson	Week 12	vs. Seattle	(6 rec., 154 yds., 25.7 avg., 2 TDs)
1989	QB John Elway	Week 7	at Seattle	(18-35, 51.4%, 344 yds., 2 TDs, 104.9 rtg.)
1988	QB John Elway	Week 13	vs. L.A. Rams	(21-36, 58.3%, 272 yds., 3 TDs, 1 INT, 98.4 rtg.)
1988	RB Tony Dorsett	Week 2	vs. San Diego	(23 att., 113 yds., 4.9 avg., 1 TD)
1987	RB Joe Dudek	Week 5	vs. L.A. Raiders	(23 att., 128 yds., 5.6 avg., 2 TDs)
1987	QB John Elway	Week 1	vs. Seattle	(22-32, 68.8%, 338 yds., 4 TDs, 1 INT, 129.9 rtg.)
1986	QB John Elway	Week 13	vs. Cincinnati	(22-34, 64.7%, 228 yds., 3 TDs, 113.4 rtg.)
1986	QB John Elway	Week 8	vs. Seattle	(18-32, 56.3%, 321 yds., 1 TD, 1 INT, 88.2 rtg.)
1984	QB John Elway	Week 10	vs. New England	(26-40, 65%, 315 yds., 3 TDs, 1 INT, 103.6 rtg.)
1984	QB Gary Kubiak	Week 9	at L.A. Raiders	(21-34, 61.8%, 206 yds., 1 TD, 88.6 rtg.)

AFC DEFENSIVE PLAYER OF THE WEEK

(22 Total Winners—Award Initiated by NFL in 1984)

2011	LB Von Miller	Week 11	vs. N.Y. Jets	(10 tackles, incl. 9 solo, 1.5 sacks, -12 yds., 1 PD)
2009	CB Champ Bailey	Week 4	vs. Dallas	(8 tackles, all solo, 1 INT, 3 yds., 4 PD)
2007	DE Elvis Dumervil	Week 14	vs. Kansas City	(5 tackles, all solo, 3 sacks, -15 yds., 1 FF)
2005	S John Lynch	Week 17	at San Diego	(7 tackles, incl. 5 solo, 2 sacks, -12 yds., 2 FF)
2005	LB Al Wilson	Week 4	at Jacksonville	(6 tackles, incl. 4 solo, 1 sack, -2 yds., 2 FF)
2004	LB D.J. Williams	Week 16	at Tennessee	(7 tackles, incl. 5 solo, 1 INT, 10 yds., 3 PD)
2001	CB Denard Walker	Week 7	vs. New England	(6 tackles, incl. 5 solo, 2 INT, 39 yds., 1 TD)
2001	CB Deltha O'Neal	Week 4	vs. Kansas City	(2 tackles, both solo, 4 INT*, 69 yds., 2 PD; <i>*tied NFL rec.</i>)
2000	CB Terrell Buckley	Week 6	at San Diego	(2 tackles, both solo, 2 INT, 64 yds., 2 PD)
1999	LB Glenn Cadrez	Week 11	vs. Oakland	(11 tackles, incl. 8 solo, 3 sacks, -16 yds.)
1998	CB Darrien Gordon	Week 13	at San Diego	(4 tackles, incl. 3 solo, 2 INT, 34 yds., 1 FR)
1998	CB Ray Crockett	Week 3	at Oakland	(5 tackles, all solo, 2 INT, 105 yds., 80-yd. TD, 2 PD)
1997	LB John Mobley	Week 6	vs. New England	(15 tackles, incl. 12 solo, 1 INT, 13 yds., 1 TD, 1 FR)
1996	DE Alfred Williams	Week 3	vs. Tampa Bay	(3 tackles, all solo, 2 sacks, -14 yds., 2 FF, 1 FR)
1991	S Steve Atwater	Week 3	vs. Seattle	(7 tackles, incl. 6 solo, 1 INT, 1 yd., 1 FR)
1989	NT Greg Kragen	Week 10	at Kansas City	(6 tackles, incl. 5 solo, 1 sack, -9 yds., 1 FF)
1987	LB Karl Mecklenburg	Week 13	vs. New England	(8 tackles, incl. 7 solo, 2 INT, 25 yds.)
1986	CB Mike Harden	Week 9	at L.A. Raiders	(5 tackles, incl. 4 solo, 2 INT, 64 yds., 40-yd. TD, 3 PD)
1986	LB Karl Mecklenburg	Week 4	vs. New England	(11 tackles, incl. 9 solo, 2 sacks, -23 yds.)
1985	LB Karl Mecklenburg	Week 13	at Pittsburgh	(6 tackles, all solo, 4 sacks, -18 yds.)
1985	CB Louis Wright	Week 11	vs. San Diego	(3 tackles, all solo, 1 INT, 16 yds., 60-yd. blocked FG ret. TD in OT)
1984	S Steve Foley	Week 7	vs. Green Bay	(8 tackles, incl. 5 solo, 1 INT, 20 yds., 22-yd. FR for TD)

AFC SPECIAL TEAMS PLAYER OF THE WEEK

(21 Total Winners—Award Initiated by NFL in 1993)

2011	K Matt Prater	Week 14	vs. Chicago	(2-3 FGs, 59/51, 1-1 PAT, 7 pts., 2 KO for touchback)
2011	PR/KR Eddie Royal	Week 9	at Oakland	(1 PR, 85 yds., 85.0 avg., 1 TD)
2009	K Matt Prater	Week 12	vs. N.Y. Giants	(4-4 FGs, 26/32/47/24, 2-2 PAT, 14 pts., 5 KO for touchback)
2009	PR/KR Eddie Royal	Week 6	at San Diego	(3 PR, 77 yds., 25.7 avg., 1 TD, 5 KOR, 158 yds., 31.6 avg., 1 TD)
2008	K Matt Prater	Week 5	vs. Tampa Bay	(3-3 FGs, 55/40/27, 1-1 PAT, 10 pts., 4 KO for touchback)
2007	PR Glenn Martinez	Week 11	vs. Tennessee	(2 PR, 80 yds., 40.0 avg., 80-yd. PR for a TD)
2007	K Jason Elam	Week 2	vs. Oakland	(3-4 FGs, 23/20/23, 2-2 PAT, 11 pts.; <i>game-winner in OT</i>)
2005	P Todd Sauerbrun	Week 6	vs. New England	(7 punts, 366 yds., 52.3 avg., 46.9 net., 2 IN20, 66LG)
2004	K Jason Elam	Week 4	at Tampa Bay	(3-3 FGs, 49/50/23, 1-1 PAT, 10 pts.; <i>game-winner</i>)
2004	P/K Micah Knorr	Week 1	vs. Kansas City	(2 punts, 113 yds., 56.5 avg., 43.3 net., 1 IN20, 66LG, 6 KO for touchback)
2003	K Jason Elam	Week 15	vs. Cleveland	(3-3 FGs, 51/36/25, 2-2 PATs, 11 pts.; <i>game-winner in OT</i>)
2001	P Tom Rouen	Week 9	vs. San Diego	(6 punts, 319 yds., 53.2 avg., 52.3 net., 5 IN20, 62LG)
2000	LB Ian Gold	Week 11	vs. Oakland	(blocked a punt and returned it 12 yds. for a TD, 2 tackles)
1999	K Jason Elam	Week 9	at San Diego	(4-4 FGs, 24/41/44/55, 3-3 PATs, 15 pts.)
1998	KR Vaughn Hebronn	Week 16	at Miami	(4 KOR, 158 yds., 39.5 avg., 95-yd. KOR for a TD)
1998	KR Vaughn Hebronn	Week 9	at Cincinnati	(6 KOR, 161 yds., 26.8 avg., blocked a punt)
1998	K Jason Elam	Week 8	vs. Jacksonville	(3-3 FGs, 31/32/63*, 4-4 PATs, 13 pts.; <i>*NFL rec.</i>)
1997	PR Darrien Gordon	Week 11	vs. Carolina	(5 PR, 168 yds., 33.6 avg., 2 PR TDs* in 1st qtr.; <i>*tied NFL rec.</i>)
1995	KR Glyn Milburn	Week 15	vs. Seattle	(404 total yds., 131 rush., 45 rec., 95 PR, 133 KOR; <i>*NFL rec.</i>)
1995	KR Glyn Milburn	Week 12	vs. San Diego	(2 PR, 20 yds., 10.0 avg., 4 KOR, 177 yds., 44.3 avg.)
1994	DE Shane Dronett	Week 14	at Kansas City	(Blocked 37-yd. FG attempt with :02 remaining to forced OT)
1993	RB Reggie Rivers	Week 15	vs. Kansas City	(1 tackle, blocked a punt to set up go-ahead TD in 4th)

RETIRED JERSEY NUMBERS

The Denver Broncos have retired three jersey numbers in their 51-year history: the No. 7 worn by quarterback John Elway (1983-98), the No. 18 worn by quarterback Frank Tripucka (1960-63) and the No. 44 worn by running back Floyd Little (1967-75). The most recent addition was Elway's, retired on Sept. 13, 1999, in a ceremony at halftime of the Broncos' season-opening game vs. Miami.



John Elway

John Elway, who wore number 7 from 1983-98, led the Broncos to five Super Bowl appearances and two World Championships and retired ranked second in nearly every all-time NFL passing category. Inducted into the Pro Football Hall of Fame in 2004, he passed for 51,475 yards and 300 touchdowns in his 16-year career and retired as the all-time winningest starting quarterback in NFL history with a career mark of 148-82-1 (.643). Elway was named Most Valuable Player of Super Bowl XXXIII, leading Denver to its second consecutive World Championship with a 34-19 defeat of the Atlanta Falcons, becoming the first player in NFL history to close his career by earning Super Bowl MVP honors in his final game. His image was forged early in his career as he developed a reputation for leading the Broncos to victory against seemingly insurmountable odds. Elway directed the Broncos on an NFL-record 47 fourth-quarter or overtime, game-winning or game-saving drives in his legendary career. Elway was inducted into the Denver Broncos' Ring of Fame in 1999—the first inductee for whom the customary five-year waiting period was waived. *The only other players to wear No. 7 in franchise history were quarterbacks Mickey Slaughter (1963-66) and Craig Morton (1977-82).*

7



Frank Tripucka

Frank Tripucka, who wore number 18 from 1960-63, was Denver's first quarterback and helped lay the foundation for the club's future success. One of the original Broncos, Tripucka played in the American Football League All-Star Game in 1962 and passed for 7,676 yards in his Denver career. His best statistical season came in 1960 when he completed 248-of-478 passes (51.9%) for 3,038 yards with 24 touchdowns. Tripucka's career passing total still ranks seventh in franchise history, and his single-game record of 447 yards at Buffalo on Sept. 15, 1962, remained the franchise record until broken in 2000. He ranks sixth in completions (662) and fifth in attempts (1,277) as well as seventh in touchdown passes (51) in club history while also guiding Denver to its first .500 season with a 7-7 mark in 1962. Tripucka was inducted into the Broncos' Ring of Fame in 1986. *Tripucka is the only player in Broncos history to wear No. 18 (he gave his blessing to quarterback Peyton Manning to wear the number when he signed with Denver in March 2012).*

18



Floyd Little

Floyd Little, who wore number 44 from 1967-75 with the Denver Broncos as well as during his legendary college career at Syracuse, retired as the Broncos' all-time career leader in rushing yards (6,323) and total touchdowns (54). He held both marks until 1998 when they were eclipsed by Terrell Davis, and he was the club's all-time leader in career combined yardage (12,173) until he was passed by Rod Smith in 2006. Inducted into the Pro Football Hall of Fame in 2010, Little was All-AFL in 1969, played in two AFL All-Star Games (1968, '69) and was named to three Pro Bowls (1970-71, '73). When Little retired, he ranked seventh in NFL history in career rushing yards. He joined the Broncos in 1967 as the club's No. 1 draft choice, becoming the first No. 1 pick to sign with the team in its eight-year history. During his career, Little helped the Broncos to their first winning seasons in 1973 and '74 with back-to-back 7-5-2 and 7-6-1 marks, and he retired in 1975 with Denver just two years away from its first Super Bowl appearance. He was inducted into the club's Ring of Fame as part of its inaugural class in 1984. *The only other players to wear No. 44 in franchise history were defensive back Miller Farr in 1965 and halfback Bruce Starling in 1963.*

44

BRONCOS IN THE PRO FOOTBALL HALL OF FAME

JOHN ELWAY, QB

INDUCTED: 2004

Full Bio appears on p. 578



Quarterback **John Elway** was the Broncos' first inductee into the Pro Football Hall of Fame to have spent his entire career with the club, playing a franchise-record 16 seasons (1983-1998). Elected on Jan. 31, 2004, and inducted on Aug. 8, 2004, as a "first-ballot" Hall of Famer, Elway is arguably the best quarterback to have played the game.

A nine-time Pro Bowl choice with the second-most wins (148) among quarterbacks in NFL history, Elway capped his career with back-to-back Super Bowl wins and started in an NFL quarterback-record five Super Bowl games. Elway, who ranks third in NFL history in career passing yards (51,475) and fifth in touchdown passes (300), holds an NFL-record 47 fourth-quarter or overtime game-winning or game-tying drives.

GARY ZIMMERMAN, T

INDUCTED: 2008

Full Bio appears on p. 600



Tackle **Gary Zimmerman** was the second Pro Football Hall of Fame inductee to have spent a primary portion of his career with the Denver Broncos. Elected on Feb. 2, 2008, and inducted on Aug. 2, 2008, Zimmerman played five seasons in Denver from 1993-97, helping the Broncos win Super Bowl XXXII during the 1997 campaign for the club's first-ever World Championship. One of a handful of players named to two NFL All-Decade Teams (1980s and '90s) and a seven-time Pro Bowl selection who started all 184 career games played, Zimmerman joined the Broncos in a trade from Minnesota on Aug. 24, 1993, after playing his first seven years with the Vikings.

Zimmerman started all 76 career games played with Denver and earned three Pro Bowl selections (1994-96) as a key component of offenses that led the NFL in total yards twice (1996-97) and recorded three consecutive top-5 league rushing rankings (1995-97).

FLOYD LITTLE, RB

INDUCTED: 2010

Full Bio appears on p. 592



Running Back **Floyd Little**, elected to the Pro Football Hall of Fame on Feb. 6, 2010, and inducted on Aug. 7, 2010, spent all nine of his professional seasons with the Broncos from 1967-75 and ranked seventh on the NFL's all-time rushing list (6,323 yards) and eighth on its all-time combined yards list (12,173 yards) at the time of his retirement. Selected by Denver with the sixth overall pick in the 1967 draft from Syracuse University, Little was the first No. 1 draft choice to sign with the Broncos and made five All-Star appearances (3 Pro Bowls, 2 AFL All-Star) with the team.

A 1984 Broncos Ring of Fame inductee, Little led the Broncos in rushing for a club-record seven consecutive seasons from 1967-73, including 1971 when he captured the NFL's rushing crown with 1,133 yards. His eight years with at least 1,000 combined yards tied for second in league history at the time of his retirement and currently rank second in Broncos annals.

SHANNON SHARPE, TE

INDUCTED: 2011

Full Bio appears on p. 595



Tight end **Shannon Sharpe** became the third former Bronco to be elected to the Pro Football Hall of Fame in three seasons when he was selected on Feb. 5, 2011. Inducted into the Hall of Fame on Aug. 6, Sharpe played 12 seasons for the Broncos (1990-99, 2002-03) and two years with the Ravens (2000-01), winning three Super Bowls and finishing his career as the NFL's all-time leader in receptions (815), receiving yards (10,060) and receiving touchdowns (62) by a tight end.

Selected by Denver in the seventh round of the 1990 NFL Draft, Sharpe set a league record at his position with eight Pro Bowls (7 as a Bronco) and was named to the 1990s NFL All-Decade Team. A four-time first-team Associated Press All-Pro who was inducted into the Broncos Ring of Fame in 2009, Sharpe has participated in more overall wins (137) than any tight end in NFL history and ranks second in team history in receptions (675), receiving yards (8,439) and receiving touchdowns (55).

OTHER PRO FOOTBALL HALL OF FAME MEMBERS WITH BRONCOS TIES

- **CB Willie Brown** (Inducted 1984): Played for the Broncos from 1963-66 and was named All-American Football League in 1964 before being traded to Oakland and playing 12 seasons with the Raiders.
- **RB Tony Dorsett** (Inducted 1994): Best known for his brilliant 11-year tenure with the Dallas Cowboys, he ended his playing career in Denver from 1988-89 and finished his career second on the all-time rushing list with 12,739 yards.
- **Fred Gehrke** (Hall of Fame Pioneer Award, 1972): Sixteen-year team employee and Broncos General Manager from 1977-80. As a Los Angeles Rams halfback in 1948, he painted golden rams' horns on his team's helmets and thus started the trend toward today's colorful, uniquely-decorated helmets worn by all NFL teams.
- **Stan Jones** (Inducted 1991): Honored for his 12-year playing career, he coached Denver's defensive line for 18 years (1967-71, '76-88).
- **Doak Walker** (Inducted 1986): Honored for his six-year playing career, he coached Denver's wide receivers in 1966.

BRONCOS RING OF FAME



DENVER BRONCOS RING OF FAME PROFILES

The Denver Broncos Ring of Fame was created in 1984 by team owner Pat Bowlen to honor former players and administrators who played significant roles in the franchise's history.

The Denver Broncos Ring of Fame roster grew to 23 in 2012 when wide receiver **Rod Smith** (1994-2007) was elected to join the Ring's distinguished membership. Before Smith, the most recent addition came in 2009 when tight end **Shannon Sharpe** (1990-99, 2002-03) joined, in 2007 when running back **Terrell Davis** (1995-2002) was inducted, in 2003 when safety **Steve Atwater** (1989-98) was honored and in 2003 when tackle **Gary Zimmerman** (1993-97) was enshrined.

In 2001, linebacker **Karl Mecklenburg** (1983-94) and safety **Dennis Smith** (1981-94) were named Broncos Ring of Famers. Quarterback **John Elway** (1983-98) was inducted into the Ring of Fame in 1999 in a ceremony held at half-time of the Broncos' season-opening *Monday Night Football* game vs. Miami on Sept. 13, 1999. As testament to the legend he established during his 16-year career, Elway is the only inductee for whom the customary five-year waiting period was waived.

Elway's induction was the first since 1993 when cornerback **Louis Wright** (1975-86) joined the Ring of Fame, a year after linebacker **Tom Jackson** (1973-86) entered the Ring in 1992.


Linebacker **Randy Gradishar** (1974-83) was the only 1989 inductee, following the 1988 inductions of quarterback **Craig Morton** (1977-82), wide receiver **Haven Moses** (1972-81) and kicker **Jim Turner** (1971-79).

Former defensive back **Bill Thompson** (1969-81) was honored in 1987, and three players joined the elite group in 1986: quarterbacks **Frank Tripucka** (1960-63) and **Charley Johnson** (1972-75), and defensive end **Paul Smith** (1968-78).

In 1985, former owner **Gerald H. Phipps** became the first non-player to have his name placed on the Ring.

The Ring of Fame was established in 1984 with an inaugural class of four members: running back **Floyd Little** (1967-75), defensive end **Rich Jackson** (1967-72), wide receiver **Lionel Taylor** (1960-66) and safety **Austin "Goose" Gonsoulin** (1960-66).

The Ring of Fame is displayed on the Level 5 façade of Sports Authority Field at Mile High. The following are biographical sketches of each of the 22 Ring of Fame members. *The profiles begin below with Elway's and continue in alphabetical order with Atwater's on page 589.*




JOHN ELWAY

6-3 • 215 • STANFORD


YEAR INDUCTED: 1999

YEARS WITH BRONCOS: 1983-98

QUARTERBACK



CAREER—REGULAR SEASON: John Elway, whose No. 7 jersey was retired on Sept. 13, 1999, in a ceremony at halftime of the Broncos' season opener vs. Miami, capped his brilliant career in 1998 by winning Most Valuable Player honors in Super Bowl XXXIII, leading the Denver Broncos to their second consecutive World Championship. Following his playing career, Elway was inducted into the Pro Football Hall of Fame on Aug. 8, 2004, in a ceremony held at Fawcett Stadium in Canton, Ohio. He wrapped up his stellar career by posting the highest quarterback rating of his career (93.0) in his final campaign. At the close of the 1998 season, Elway ranked second among active NFL players for number of appearances with one team (234) and retired having played in and started more games (231) in more seasons (16) than any player in Denver Broncos history. Elway, who retired as the NFL's all-time winningest starting quarterback (148-82-1; .643) and currently trails only Brett Favre in career victories, was voted to a franchise-record nine Pro Bowl appearances (1986 season, '87, '89, '91, '93, '94, '96, '97 and '98)—tied for the most ever by a quarterback (Favre, Dan Marino, Warren Moon)—and as a starter six times ('87, '89, '93, '96, '97 and '98). He was the NFL's Most Valuable Player in 1987 and AFC Player of the Year in 1993, and he was named AFC Offensive Player of the Week 15 times and AFC Offensive Player of the Month twice. Elway was named the Edge NFL Man of the Year for 1992 and was inducted into the Colorado Sports Hall of Fame in 1999 while also being named to the NFL's All-Decade team for the 1990s (first team). He ranks third behind Favre and Marino in most major NFL career passing categories, including passing yards (51,475), attempts (7,250) and total offense (54,882). He also figures fourth in NFL history in completions with 4,123, fifth in total touchdowns with 334 (300 passing/33 rushing/1 receiving), fifth in passing touchdowns with 300, second among NFL quarterbacks in career rushing attempts (774) and sixth at his position in rushing yards (3,407). Elway is the only player in NFL history to pass for more than 3,000 yards and rush for more than 200 yards in the same season for seven consecutive years (1985-91). He generated 4,771 of the 5,806 points (82.2%) scored by the Broncos during his 16-year tenure with the club. Elway ranks No. 1 in NFL history in fourth-quarter, game-winning or game-saving drives with 47 (46-0-1 record) and had 36 career 300-yard passing games in the regular season, third among active quarterbacks at the time of his retirement (Marino, Moon). He also caught three passes in regular-season play for 61 yards, including a touchdown of 23 yards from Steve Sewell in 1986. In 1997, Elway broke his franchise record for consecutive passes without an interception with the streak reaching 189 attempts. For his career, Elway had 19 games in which he completed 70 percent or more of his passes (min. 20 att.) and fashioned a 17-2 record in those games. He started 2,595 drives as a pro and was replaced just 10 times due to injury (.039%).



CAREER—POSTSEASON: Elway played in a franchise-record 22 postseason games (including five Super Bowls) with 21 starts and produced a 14-7 record (9-2 at home, 3-2 on the road and 2-3 at neutral sites). He is the only quarterback ever to start in five Super Bowls and has the NFL's all-time best record as a starting quarterback in Conference Championship Games at 5-1. The other quarterbacks with four Super Bowl starts are Tom Brady, Jim Kelly, Joe Montana, Terry Bradshaw and Roger Staubach. Elway owns or shares 18 Broncos postseason records, including most passing yards, most touchdown passes and most total offense (combined rushing and passing yards). He completed 355-of-651 passes (54.5%) for 4,964 yards with 27 touchdowns and 21 interceptions. He also rushed 94 times for 461 yards (4.9 avg.) with six touchdowns and caught one pass for 23 yards in postseason play. Elway ranks third in NFL postseason history in passing yardage (trailing only Montana-5,772 and Brett Favre-5,311), fourth in pass attempts (Montana-734, Favre-721, Marino-687), fifth in completions (Montana-460, Favre-438, Marino-385, Brady-372) and fifth in passing touchdowns (Montana-45, Favre-39, Marino-32, Bradshaw-30). In Super Bowl play, Elway ranks second in pass attempts (152), fifth in completions (76), third in passing yards (1,128) and tied for second in rushing touchdowns (4) with Franco Harris and Thurman Thomas (Emmitt Smith has 5). Six of Elway's NFL-record 47 fourth-quarter, game-winning or game-saving drives came in the postseason.

COLLEGE: Elway concluded his college career at Stanford University with five major NCAA Division I-A records and nine major Pacific-10 Conference marks. He completed 62.1 percent of his career passes (774-of-1,243, both NCAA highs) for 9,349 yards with 77 touchdowns while setting an NCAA record for the lowest percentage of passes intercepted in a career (3.13 percent). As a senior, Elway was a consensus All-American and finished second in Heisman Trophy balloting while setting virtually every Pac-10 and Stanford career record for total offense and passing. A two-sport star, he played baseball for the New York Yankees' Oneonta (N.Y.) single-A farm club in 1982, hitting for a .318 average and posting a team-high 25 RBI in 42 games. Elway, who batted left-handed and threw right-handed, was the Yankees' first selection in the 1981 summer draft (June 8). He hit .349 with nine homers and 50 RBI in 49 games in his final college baseball season as a sophomore. Elway earned a bachelor's degree in economics from Stanford.

PERSONAL: Elway currently serves as Executive Vice President of Football Operations for the Denver Broncos, being named to that position on Jan. 5, 2011... He officially announced his retirement as a player from the Broncos on May 2, 1999, in a press conference at the Inverness Hotel and Golf Club in suburban Denver. He has worked as President and Chief Executive Officer of the Colorado Crush of the Arena Football League, a franchise that he co-owned with Pat Bowlen and Stan Kroenke. The team was formed in June 2002 and began play in 2003. On June 12, 2005, the Crush defeated the Georgia Force 51-48 to capture ArenaBowl XIX. In addition to the considerable time he has spent on the football field and with his various business endeavors, John has poured a great deal of energy into The Elway Foundation—an organization that contributes funds and resources to the prevention and treatment of child abuse. He owned and operated seven automobile franchises in the Denver area until selling them in late 1997 and was associated with 17 John Elway AutoNation dealerships in the Denver area. A native of Port Angeles, Wash., Elway was the most highly recruited prep athlete in the nation in 1979 and was listed on *Parade*, *Scholastic Coach*, *Football News* and National Coaches Association All-America teams. He had an unparalleled football and baseball career at Granada Hills High School, where he completed 129-of-200 passes for 1,837 yards with 19 touchdowns as a senior while leading the baseball team to the Los Angeles City championship with a .491 batting average and a 4-2 pitching record. He completed 60 percent of his high school passes for 5,711 yards and 49 touchdowns. The football field at Granada Hills High School was re-named in Elway's honor in a ceremony on June 5, 1998. The Kansas City Royals selected him in the 18th round of the 1979 summer draft (June 5) although he already had signed a national letter of intent with Stanford. John's late father, Jack, coached his son in the East-West Shrine contest in which John earned Offensive MVP laurels. Jack, who passed away in 2001, retired from the Broncos in 2000 after seven years with the club, the last five as the Director of Pro Scouting. John is married (Paige) and has four children: daughters Jessica Gwen (26), Jordan Marie (24) and Juliana (20), and a son, Jack (22).

ELWAY'S REGULAR SEASON RECORD

PASSING															
Year	Club	G	S	Att.	Comp.	Pct.	Yds.	TD	%	Int.	%	LG	Sack	Yds.	Rtg.
1983	Denver	11	10	259	123	47.5	1,663	7	2.7	14	5.4	49t	28	218	54.9
1984	Denver	15	14	380	214	56.3	2,598	18	4.7	15	3.9	73	24	158	76.8
1985	Denver	16	16	605	327	54.0	3,891	22	3.6	23	3.8	65t	38	307	70.0
1986	Denver	16	16	504	280	55.6	3,485	19	3.8	13	2.6	53	32	233	79.0
1987	Denver	12	12	410	224	54.6	3,198	19	4.6	12	2.9	72t	20	138	83.4
1988	Denver	15	15	496	274	55.2	3,309	17	3.4	19	3.8	86	30	237	71.3
1989	Denver	15	15	416	223	53.6	3,051	18	4.3	18	4.3	69	35	298	73.7
1990	Denver	16	16	502	294	58.6	3,526	15	3.0	14	2.9	66	43	311	78.5
1991	Denver	16	16	451	242	53.7	3,253	13	2.9	12	2.7	71	45	305	68.3
1992	Denver	12	12	316	174	55.1	2,242	10	3.2	17	5.4	80t	36	272	65.7
1993	Denver	16	16	551	348	63.2	4,030	25	4.5	10	1.8	63	39	293	92.8
1994	Denver	14	14	494	307	62.1	3,490	16	3.2	10	2.0	63	46	303	85.7
1995	Denver	16	16	542	316	58.3	3,970	26	4.8	14	2.6	62t	22	180	86.3
1996	Denver	15	15	466	287	61.6	3,328	26	5.6	14	3.0	51	26	194	89.2
1997	Denver	16	16	502	280	55.8	3,635	27	5.4	11	2.2	78	34	203	87.5
1998	Denver	13	12	356	210	59.0	2,806	22	6.2	10	2.8	58	18	135	93.0
CAREER TOTALS		234	231	7,250	4,123	56.9	51,475	300	4.1	226	3.1	86	516	3,785	79.8

RUSHING							SCORING					
Year	Club	Att.	Yds.	Avg.	LG	TD	TD	TDr	TDp	TDrt	2pt.	Pts.
1983	Denver	28	146	5.2	23	1	1	1	0	0	—	6
1984	Denver	56	237	4.2	21	1	1	1	0	0	—	6
1985	Denver	51	253	5.1	22	0	0	0	0	0	—	0
1986	Denver	52	257	4.9	24	1	2	1	1	0	—	12
1987	Denver	66	304	4.6	29	4	4	4	0	0	—	24
1988	Denver	54	234	4.3	26	1	1	1	0	0	—	6
1989	Denver	48	244	5.1	31	3	3	3	0	0	—	18
1990	Denver	50	258	5.2	21	3	3	3	0	0	—	18
1991	Denver	55	255	4.6	17t	6	6	6	0	0	—	36
1992	Denver	34	94	2.8	9	2	2	2	0	0	—	12
1993	Denver	44	153	3.5	18	0	0	0	0	0	—	0
1994	Denver	58	235	4.1	22	4	4	4	0	0	0	24
1995	Denver	41	176	4.3	25	1	1	1	0	0	1	8
1996	Denver	50	249	5.0	22	4	4	4	0	0	0	24
1997	Denver	50	218	4.4	23	1	1	1	0	0	0	6
1998	Denver	37	94	2.5	16	1	1	1	0	0	0	6
CAREER TOTALS		774	3,407	4.4	31	33	34	33	1	0	1	206

ELWAY'S POSTSEASON RECORD

PASSING													
Year	Club	G	S	Att.	Comp.	Pct.	Yds.	TD	%	Int.	%	LG	Sack
1983	Denver	1	0	15	10	66.7	123	0	0.0	1	6.7	31	0
1984	Denver	1	1	37	19	51.3	184	2	5.4	2	5.4	19	4
1986	Denver	3	3	107	57	53.3	805	3	2.8	4	3.7	54	6
1987	Denver	3	3	89	42	47.2	797	6	6.7	5	5.6	80t	8
1989	Denver	3	3	82	42	51.2	732	4	4.9	3	3.7	70t	6
1991	Denver	2	2	54	30	55.6	378	1	1.9	2	3.7	44	3
1993	Denver	1	1	47	29	61.7	302	3	6.4	1	2.1	25	1
1996	Denver	1	1	38	25	65.8	226	2	5.3	0	0.0	18t	1
1997	Denver	4	4	96	56	58.3	726	3	3.1	2	2.1	43t	6
1998	Denver	3	3	86	45	52.3	691	3	3.5	1	1.2	80t	4
CAREER TOTALS		22	21	651	355	54.5	4,964	27	4.1	21	3.2	80t	39

RUSHING							SCORING						
Year	Club	Att.	Yds.	Avg.	LG	TD	TD	TDr	TDp	TDrt	2pt.	Pts.	
1983	Denver	3	16	5.3	11	0	0	0	0	0	—	0	
1984	Denver	4	16	4.0	13	0	0	0	0	0	—	0	
1986	Denver	15	101	6.7	34	2	2	2	0	0	—	12	
1987	Denver	18	76	4.2	21	1	1	1	0	0	—	6	
1989	Denver	16	91	5.7	32	1	1	1	0	0	—	6	
1991	Denver	10	49	4.9	15	0	0	0	0	0	—	0	
1993	Denver	5	23	4.6	6	0	0	0	0	0	—	0	
1996	Denver	5	30	6.0	19	0	0	0	0	0	0	0	
1997	Denver	9	25	2.8	10	1	1	1	0	0	0	6	
1998	Denver	9	34	3.8	11	1	1	1	0	0	0	6	
CAREER TOTALS		94	461	4.9	34	6	6	6	0	0	0	36	

ADDITIONAL STATISTICS: Fumbled six times and recovered three fumbles for minus one yard in 1983; fumbled 14 times and recovered seven fumbles, 1984; fumbled seven times and recovered three fumbles, 1985; fumbled seven times and recovered one fumble for minus four yards, caught one pass for 23 yards and a touchdown, 1986; fumbled twice, punted once for 31 yards, 1987; fumbled seven times, recovered five fumbles, punted three times for 117 yards, 1988; fumbled nine times, recovered two fumbles, and punted once for 34 yards; fumbled eight times, recovered one fumble, punted once for 37 yards, 1990; fumbled 11 times, recovered two fumbles, and caught a 24-yard pass, 1991; fumbled 12 times, recovered one fumble, 1992; fumbled 13 times, recovered nine fumbles for minus three yards, 1993; fumbled 11 times, recovered two for minus five yards, 1994; fumbled nine times, recovered one fumble, 1995; fumbled six times, recovered two fumbles, 1996; fumbled nine times, 1997; fumbled seven times, recovered two fumbles and caught one pass for 14 yards (from Rod Smith), 1998. Receiving Totals: 3-61 (20.3), with a long of 24.

ELWAY'S SINGLE-GAME HIGHS

(Postseason in Parentheses)

Pass attempts — 59 at Green Bay, 10/10/93 (47 at L.A. Raiders, 1/9/94). **Pass completions** — 36 vs. San Diego, 9/4/94 (29 at L.A. Raiders, 1/9/94). **Yards passing** — 432 at Seattle, 12/20/85 (385 vs. Cleveland, 1/14/90). **Completion percentage** — .916 (11 of 12) at L.A. Raiders (.667 vs. Jacksonville [16 of 24], 12/27/97 and at Seattle [10 of 15], 12/24/83). **Touchdown passes** — 5 vs. Minnesota, 11/18/84 (3 at L.A. Raiders, 1/9/94, vs. Cleveland, 1/14/90 and vs. Cleveland, 1/17/88). **Interceptions** — 5 vs. Kansas City 12/14/85 (3 vs. Washington, 1/31/88). **Longest pass completion** — 80t to Marshall vs. N.Y. Jets, 11/8/92 (80t to R. Smith vs. Atlanta, 1/31/99 and to M. Jackson vs. Cleveland, 1/17/88). **Rushing attempts** — 11 vs. Kansas City, 12/18/87 (11 vs. Cleveland, 1/17/88). **Rushing yards** — 70 at Oakland, 11/4/96 (56 at Cleveland, 1/11/86). **Rushing touchdowns** — 2 vs. Detroit, 11/1/87 and Cincinnati, 9/1/91 (1, six times). **Longest run** — 31 at Buffalo, 9/18/89 (34 at Cleveland, 1/11/87). **Combined rushing and passing yards** — 432 (0 rush, 432 pass) at Seattle, 12/20/85 (424 [39 rush, 385 pass] vs. Cleveland, 1/14/90).

JOHN ELWAY'S 300-YARD PASSING GAMES (40; INCLUDES 4 POSTSEASON)

(Denver victories asterisked)

Opponent (Date)	Att.	Comp.	Yds.	Pct.	TD	INT	S/Yds.	Att.	Yds.	Avg.	LG	TD	Notes
vs. Baltimore* (12/11/83)	44	23	345	.523	3	0	5/38	2	23	7.7	14	0	
vs. New England* (11/4/84)	40	26	315	.650	3	1	3/24	4	3	0.8	4	0	
vs. New Orleans* (9/15/85)	43	28	353	.651	4	1	3/26	3	2	0.7	4	0	
vs. Kansas City* (12/14/85)	37	22	301	.595	1	5	0/0	6	4	0.7	3	0	
at Seattle* (12/20/85)	42	24	432	.571	1	0	5/47	0	0	0.0	0	0	
vs. Seattle* (10/26/86)	32	18	321	.563	1	1	0/0	7	-6	-0.9	7	0	
at NY Giants (11/26/86)	47	29	336	.617	0	2	2/11	8	51	6.4	13	0	
vs. NY Giants (1/25/87)	37	22	304	.595	1	1	3/26	6	27	4.5	10	1	Super Bowl XXI
vs. Seattle* (9/13/87)	32	22	338	.688	4	1	0/0	4	16	4.0	7	0	
vs. Chicago* (11/16/87)	40	21	341	.525	3	2	0/0	5	35	7.0	19	0	
at San Diego* (11/29/87)	32	21	347	.656	3	1	0/0	6	40	6.7	29	0	
at Seattle (12/13/87)	42	21	335	.500	1	2	4/20	3	12	4.0	5	0	
at LA Raiders (12/4/88)	49	29	324	.592	2	3	3/27	2	13	6.5	7	0	
at Seattle* (10/22/89)	35	18	344	.514	2	0	4/28	3	3	1.0	3	0	
vs. Cleveland* (1/14/90)	36	20	385	.556	3	0	1/8	5	39	7.8	25	0	AFC Championship
at Indianapolis* (10/21/90)	30	21	317	.700	2	0	3/24	3	3	1.0	5	0	
at Kansas City (12/9/90)	36	24	328	.667	2	1	5/28	1	12	12.0	12	0	
at Houston (10/6/91)	42	24	301	.571	2	1	5/54	1	10	10.0	10	0	
vs. Kansas City* (10/4/92)	38	23	311	.605	2	0	5/32	4	8	2.0	6	0	
at Kansas City (9/20/93)	45	28	300	.622	1	1	0/0	1	0	0.0	0	0	
at Green Bay (10/10/93)	59	33	367	.559	1	1	4/34	5	27	5.4	11	0	
at LA Raiders (1/2/94)	36	25	361	.694	3	0	0/0	2	21	10.5	18	0	
at LA Raiders (1/9/94)	47	29	302	.617	3	1	1/5	5	23	4.6	6	0	AFC Wild Card
vs. San Diego (9/4/94)	46	36	371	.783	3	2	4/30	1	1	1.0	1	0	
at N.Y. Jets (9/11/94)	42	29	319	.690	1	1	1/3	1	2	2.0	2	0	
vs. Cleveland* (10/30/94)	41	30	349	.732	2	0	1/6	2	14	7.0	12	0	
vs. Atlanta* (11/20/94)	42	27	382	.643	2	1	5/46	6	17	2.8	11	1	
vs. Buffalo* (9/3/95)	41	22	317	.537	0	1	2/18	4	29	7.3	15	0	
vs. Washington* (9/17/95)	47	30	327	.638	2	0	1/9	6	22	3.7	11	0	
vs. Oakland* (10/16/95)	46	23	324	.500	2	0	2/20	3	29	9.7	14	0	
at Houston (11/26/95)	41	27	332	.659	2	2	0/0	0	0	0.0	0	0	
at Oakland* (12/24/95)	41	24	320	.585	2	1	2/13	4	10	2.5	4	0	
at Cincinnati* (9/29/96)	37	23	335	.626	2	1	5/47	2	-1	-0.5	-1	0	
vs. San Diego* (10/6/96)	41	32	323	.780	4	1	1/11	8	37	4.6	14	0	
vs. Baltimore* (10/20/96)	39	25	326	.641	3	1	0/0	2	1	5.5	9t	1	
at Minnesota* (11/24/96)	36	27	334	.750	2	1	3/25	2	8	4.0	8	0	
at Oakland (10/19/97)	46	26	309	.565	1	0	3/15	5	48	9.6	16	0	
vs. Kansas City* (12/6/98)	32	22	400	.688	2	1	2/17	4	5	1.3	8	0	
vs. Seattle* (12/27/98)	36	26	338	.722	4	0	2/22	4	8	2.0	11	0	
vs. Atlanta* (1/31/99)	29	18	336	.621	1	1	0/0	3	2	0.7	3t	1	Super Bowl XXXIII

JOHN ELWAY POSTSEASON GAME-BY-GAME

(Denver victories asterisked)

Opponent (Date)	S/P	Att.	Comp.	Yds.	Pct.	TD	INT	S/Yds.	Att.	Yds.	Avg.	LG	TD	Notes
at Seattle (12/24/83)	P	15	10	123	.667	0	1	0/0	3	16	5.3	11	0	AFC Wild Card
vs. Pittsburgh (12/30/84)	S	37	19	184	.513	2	2	4/37	4	16	4.0	13	0	AFC Div. Playoff
vs. New Eng.* (1/4/87)	S	32	13	257	.406	1	2	1/4	5	18	3.6	22	1	AFC Div. Playoff
at Cleveland* (1/11/87)	S	38	22	244	.579	1	1	2/19	4	56	14.0	34	0	AFC Championship
vs. NY Giants (1/25/87)	S	37	22	304	.595	1	1	3/26	6	27	4.5	10	1	Super Bowl XXI
vs. Houston* (1/10/88)	S	25	14	259	.560	2	1	1/4	4	8	2.0	4	1	AFC Div. Playoff
vs. Cleveland* (1/17/88)	S	26	14	281	.538	3	1	2/25	11	36	3.3	11	0	AFC Championship
vs. Washington (1/31/88)	S	38	14	257	.368	1	3	5/50	3	32	10.7	21	0	Super Bowl XXII
vs. Pittsburgh* (1/7/90)	S	20	12	239	.600	1	1	1/13	7	44	6.3	32	0	AFC Div. Playoff
vs. Cleveland* (1/14/90)	S	36	20	385	.556	3	0	1/8	5	39	7.8	25	0	AFC Championship
vs. San Fran. (1/28/90)	S	26	10	108	.385	0	2	4/30	4	8	2.0	3	1	Super Bowl XXIV
vs. Houston* (1/4/92)	S	33	19	257	.576	1	1	0/0	6	39	6.5	15	0	AFC Div. Playoff
at Buffalo (1/12/92)	S	21	11	121	.524	0	1	3/24	4	10	2.5	7	0	AFC Championship
at LA Raiders (1/9/94)	S	47	29	302	.617	3	1	1/5	5	23	4.6	6	0	AFC Wild Card
vs. Jacksonville (1/4/97)	S	38	25	226	.658	2	0	1/1	5	30	6.0	19	0	AFC Div. Playoff
vs. Jacksonville* (12/27/97)	S	24	16	223	.667	1	0	3/22	1	0	0.0	0	0	AFC Wild Card
at Kansas City* (1/4/98)	S	19	10	170	.526	0	0	1/7	1	-1	-1.0	-1	0	AFC Div. Playoff
at Pittsburgh* (1/11/98)	S	31	18	210	.581	2	1	2/15	2	9	4.5	10	0	AFC Championship
vs. Green Bay* (1/25/98)	S	22	12	123	.545	0	1	0/0	5	17	3.4	10	1	Super Bowl XXXII
vs. Miami* (1/9/99)	S	23	14	182	.609	1	0	1/8	3	19	6.3	11	0	AFC Div. Playoff
vs. New York Jets* (1/17/99)	S	34	13	173	.382	1	0	3/20	3	13	4.3	9	0	AFC Championship
vs. Atlanta* (1/31/99)	S	29	18	336	.621	1	1	0/0	3	2	0.7	3t	1	Super Bowl XXXIII
PLAYOFF TOTALS	22/21	651	355	4,964	.545	27	21	39/318	94	461	4.9	34	6	

JOHN ELWAY'S TOUCHDOWN TARGETS

REGULAR SEASON (300 TDs, 41 DIFFERENT PLAYERS)

42 — Shannon Sharpe
 35 — Vance Johnson
 23 — Ed McCaffrey
 21 — Mark Jackson, Anthony Miller
 19 — Rod Smith
 16 — Steve Watson
 10 — Steve Sewell
 9 — Butch Johnson
 8 — Clarence Kay, Clint Sampson, Michael Young
 7 — Gene Lang, Sammy Winder
 6 — Glyn Milburn, Ricky Nattiel
 5 — Derek Russell, Gerald Willhite
 4 — Terrell Davis, Orson Mobley, Mike Pritchard
 3 — Jerry Evans, Willie Green, Reggie Johnson, Arthur Marshall
 2 — Melvin Bratton, Aaron Craver, Rick Massie, Jim Wright
 1 — Ray Alexander, Jeff Campbell, Dwayne Carswell, Howard Griffith, Bobby Humphrey, Jesse Myles, Rick Parros, Reggie Rivers, Mike Sherrard, Detron Smith, Dave Studdard, Cedric Tillman

POSTSEASON (27 TDs, 15 DIFFERENT PLAYERS)

4 — Vance Johnson
 3 — Rod Smith
 2 — Howard Griffith, Mark Jackson, Clarence Kay, Ed McCaffrey, Ricky Nattiel, Shannon Sharpe, Sammy Winder
 1 — Reggie Johnson, Orson Mobley, Derek Russell, Steve Watson, James Wright, Michael Young

JOHN ELWAY'S CAREER DRIVE ENGINEERING

Season	Drives Started	TD	FG	FGA	PNT	DWN	TRN	SAF	CLK	RPL	Points Yielded	Points/Drive	Quarterback Drive Efficiency*
1983	108	11	8	1	52	4	23	0	7	2	101	0.94	17.6% 20.2%
1984	162 #	29	16	5	70	1	26	0	15	1	248	1.53	27.8% 34.2%
1985	215	42	23	15	92	4	29	0	9	1	360	1.67	30.2% 39.0%
1986	187	38	20	8	81	2	23	2	13	0	325	1.74	31.0% 37.9%
1987	139	34	17	7	47	4	21	0	9	0	289	2.08	36.7% 44.6%
1988	171	30	20	12	63	5	29	1	11	0	270	1.58	29.2% 38.8%
1989	163	32	24	5	66	4	25	0	7	0	296	1.81	34.3% 39.1%
1990	169	34	22	9	59	4	29	0	11	1	302	1.79	33.1% 41.4%
1991	176	29	26	9	73	6	21	0	11	1	280	1.59	31.3% 39.0%
1992	132	18	15	4	59	2	26	0	8	0	171	1.30	25.0% 29.8%
1993	185	41	26	9	66	7	21	1	14	0	364	1.97	36.2% 44.4%
1994	160	31	25	7	57	8	22	0	10	0	290	1.81	35.0% 39.2%
1995	167	40	29	7	50	5	28	0	8	0	368	2.20	41.3% 45.4%
1996	158	45	18	6	53	2	22	0	10	2	372	2.35	39.9% 45.0%
1997	180	44	28	11	59	6	20	0	12	0	395	2.19	40.0% 49.4%
1998	136	40	15	4	45	3	15	0	12	2	323	2.38	40.4% 48.4%
TOTALS	2,608	538	332	119	992	67	380	4	167	10	4,754	1.82	33.4% 40.7%

(*—the second number is the percentage the quarterback has put his team in position to score, allowing for missed field goal and subtracting those drives ended by the clock and replaced due to injury. #—drives for 1984 add to one more than drives started because Elway replaced Kubiak on one drive.)

DRIVE-ENGINEERING NOTES:

- For his career, Elway directed Denver to scores in better than 3 in 10 drives. When you adjust the figure as previously stated, the figures work to just over 40 in 100.
- In 2,608 career drives started, he was replaced only 10 times due to injury (based on if a replacement QB earned at least one first down on the drive; that's 0.383 percent, or 3.83 in 1,000).
- As far as drive efficiency is concerned, Elway had his best seasons in 1995 and '98.

JOHN ELWAY'S FOURTH-QUARTER HEROICS

For his career (1983-98), John Elway engineered 47 fourth-quarter or overtime, game-saving or game-winning drives for the Broncos, and the team had a record of 46-0-1 in those contests. Those games include:

- 40 fourth-quarter or overtime, game-winning drives (marked below with an asterisk). The Broncos scored the winning points 23 times with fewer than three minutes remaining, 21 times under two minutes and 13 times with less than a minute left.
- Seven fourth-quarter, game-tying drives. Denver went on to win six of those contests in regulation or overtime, and one game ended in a tie. The Broncos won in regulation vs. New England (11/4/84) and at Seattle (12/20/85). In overtime, Elway directed the game-winning drive in the AFC Championship Game at Cleveland (1/11/87) while the defense and special teams set up overtime wins vs. San Diego (11/17/85), at San Francisco (10/9/88) and at Seattle (10/22/89). The game at Green Bay (9/20/87) ended in a tie.

JOHN ELWAY'S FOURTH-QUARTER HEROICS — GAME-BY-GAME

- ***Dec. 11, 1983, vs. Baltimore** — Throws three fourth-quarter TD passes, the last a 26-yarder to Gerald Willhite with 0:44 left in 21-19 win.
- Nov. 4, 1984, vs. New England** — Directs 8-play, 78-yard drive for seven-yard TD pass to Butch Johnson with 4:03 left to tie score at 19-19; Dennis Smith returns a fumble 64 yards for TD with 1:45 left in a 26-19 win.
- ***Nov. 11, 1984, at San Diego** — Directs 10-play, 77-yard drive for Sammy Winder one-yard TD run with 0:38 left in 16-13 win.
- ***Dec. 9, 1984, vs. San Diego** — Directs 12-play, 40-yard drive for Rich Karlis field goal with 2:08 left in 16-13 win.
- ***Sept. 22, 1985, at Atlanta** — Directs three scoring drives (two TDs, one FG) in fourth quarter, erasing 28-27 deficit, in 44-28 win.

JOHN ELWAY'S FOURTH-QUARTER HEROICS, CONT.

- *Nov. 11, 1985, vs. San Francisco** — Directs 9-play, 63-yard drive for Rich Karlis 24-yard field goal with 1:27 left in 17-16 win.
- Nov. 17, 1985, vs. San Diego** — Directs 7-play, 48-yard drive for Rich Karlis 34-yard field goal with 0:05 left to tie San Diego; Denver wins 30-24 on Louis Wright's 60-yard TD return of a blocked field goal in OT.
- *Dec. 1, 1985, at Pittsburgh** — Directs 7-play, 58-yard drive for Steve Sewell two-yard TD run with 1:45 left, taking a 24-23 lead; Mike Harden returns an interception 42 yards for a score for 31-23 win.
- *Dec. 14, 1985, vs. Kansas City** — Directs 8-play, 59-yard drive for Sammy Winder one-yard TD run with 0:22 left in 14-13 win.
- Dec. 20, 1985, at Seattle** — Directs 8-play, 80-yard drive for Steve Sewell one-yard run to tie game at 24-24 with 2:35 remaining; then passes for 27 yards to start a five-play, 34-yard drive (Gary Kubiak takes over when Elway is injured) for a Rich Karlis 43-yard field goal with 0:55 remaining in 27-24 win.
- *Sept. 7, 1986, vs. L.A. Raiders** — Directs 9-play, 39-yard drive for seven-yard pass to Gene Lang with 5:11 left in 38-36 win.
- Jan. 11, 1987, at Cleveland (AFC Championship Game)** — Directs 15-play, 98-yard drive for five-yard TD pass to Mark Jackson with 0:39 left to tie game 20-20; in Denver's first OT possession, directs 60-yard drive for Rich Karlis 33-yard FG in 23-20 win.
- Sept. 20, 1987, at Green Bay** — Directs 18-play, 80-yard drive for Steve Sewell one-yard run with 5:53 remaining to tie game at 17-17; game ends in an overtime tie.
- *Nov. 16, 1987, vs. Chicago** — Directs 8-play, 61-yard drive for Steve Sewell four-yard TD run with 4:58 left in 31-29 win.
- *Dec. 6, 1987, vs. New England** — Directs 6-play, 74-yard drive for two-yard TD pass to Mark Jackson with 12:41 left for 24-20 lead; Mark Haynes later returns an interception for 14 yards and a score in 31-20 win.
- *Jan. 17, 1988, vs. Cleveland (AFC Championship Game)** — Directs 5-play, 75-yard drive for 20-yard TD pass to Sammy Winder with 4:01 left for 38-31 lead; after safety and Ernest Byner fumble, Denver wins 38-33.
- Oct. 9, 1988, at San Francisco** — Directs 9-play, 58-yard drive for eight-yard TD pass to Vance Johnson with 8:37 left to tie game 13-13; Broncos win in overtime when Steve Wilson's interception sets up Rich Karlis 22-yard field goal 8:11 into overtime.
- *Oct. 8, 1989, vs. San Diego** — Directs 11-play, 74-yard drive for Bobby Humphrey 17-yard TD run with 1:03 left in 16-10 win.
- Oct. 22, 1989, at Seattle** — Throws 54-yard TD pass to Vance Johnson with 2:19 left (only play of drive) to tie game 21-21; Dennis Smith interception sets up David Treadwell's 27-yard field goal at 7:14 of OT for 24-21 win.
- *Nov. 12, 1989, at Kansas City** — Directs 10-play, 72-yard drive for David Treadwell 26-yard FG with 0:01 left in 16-13 win.
- *Jan. 7, 1990, vs. Pittsburgh (AFC Divisional Playoff)** — Directs 9-play, 71-yard drive for Melvin Bratton one-yard TD run with 2:27 left in 24-23 win.
- *Sept. 17, 1990, vs. Kansas City** — Directs 10-play, 79-yard drive for David Treadwell 22-yard FG with 0:00 left for 24-23 win.
- *Oct. 21, 1990, at Indianapolis** — Directs 9-play, 58-yard drive for David Treadwell 42-yard FG to break tie with 3:45 left; then directs five-play, 56-yard drive for Steve Sewell two-yard TD run with 1:41 left in 27-17 win.
- *Oct. 20, 1991, vs. Kansas City** — Directs 7-play, 70-yard drive for David Treadwell 27-yard field goal with 2:37 left in 19-16 win.
- *Oct. 27, 1991, at New England** — Directs 9-play, 42-yard drive for David Treadwell 34-yard field goal with 1:56 left in 9-6 win.
- *Dec. 8, 1991, at Cleveland** — Directs 16-play, 64-yard drive for six-yard TD pass to Vance Johnson with 8:54 left to break 7-7 tie; then directs six-play, 66-yard drive for David Treadwell 37-yard field goal with 3:29 remaining in 17-7 win.
- *Dec. 15, 1991, vs. Phoenix** — Directs 6-play, 66-yard drive for Elway's four-yard TD run with 1:46 left in 24-19 win.
- *Jan. 4, 1992, vs. Houston (AFC Divisional Playoff)** — Directs 12-play, 87-yard drive for David Treadwell 28-yard field goal with 0:20 left in 26-24 win.
- *Sept. 6, 1992, vs. L.A. Raiders** — Directs 7-play, 85-yard drive for Reggie Rivers' one-yard TD run with 0:55 left in 17-13 win.
- *Oct. 4, 1992, vs. Kansas City** — Directs 14-play, 80-yard drive for 25-yard pass to Mark Jackson with 1:55 left to pull Denver within six points at 19-13; after a 28-yard punt return, directs a three-play, 27-yard drive for a 12-yard TD pass to Vance Johnson with 0:38 left in 20-19 win.
- *Oct. 18, 1992, vs. Houston** — Directs 3-play, 80-yard drive for Reggie Rivers' 20-yard TD run with 1:34 left in 27-21 win.
- *Dec. 12, 1993, vs. Kansas City** — Directs three-play, 11-yard drive for six-yard TD pass to Shannon Sharpe with 10:34 left in 27-21 win.
- *Oct. 23, 1994, at San Diego** — Directs 4-play, four-yard drive to set up Jason Elam's 54-yard field goal with 10:02 remaining that put Denver ahead 17-15; then directed a nine-play, 66-yard drive to set up Elam for a 25-yard field goal that provided the final score of 20-15 with 4:07 remaining.
- *Nov. 20, 1994, vs. Atlanta** — Directs 10-play, 73-yard drive for 32-yard TD pass to Anthony Miller to pull Denver within 28-25 with 10:19 remaining; then drove the Broncos 57 yards in 10 plays, capping the drive with a four-yard TD run to put Denver ahead to stay 32-28 with 1:56 remaining.
- *Sept. 17, 1995, vs. Washington** — Directs 8-play, 80-yard drive that culminated with a 43-yard TD strike to Rod Smith on the final play of the game (play started at 0:06), breaking a 31-31 tie and giving Denver a 38-31 win. The drive began on the Broncos' 20-yard line with 1:07 remaining.
- *Nov. 19, 1995, vs. San Diego** — Directs 7-play, 53-yard drive to set up Jason Elam's game-winning 32-yard field goal, breaking a 27-27 tie and lifting Denver to a 30-27 win. The drive began on the Broncos' 33-yard line with 3:43 remaining.
- *Dec. 24, 1995, at Oakland** — Directs 12-play, 79-yard drive to set up Jason Elam's 27-yard field goal to pull Denver to within 28-20 with 12:47 remaining; then drove the Broncos 87 yards in 13 plays, culminating with a four-yard TD pass to Ed McCaffrey — on which Elway ran in for the two-point conversion — to tie the score at 28-28 with 5:46 remaining; then drove 53 yards in nine plays to set up Elam's game-winning 37-yard field goal with 0:48 remaining, giving Denver the 31-28 victory.

JOHN ELWAY'S FOURTH-QUARTER HEROICS, CONT.

- ***Sept. 15, 1996, vs. Tampa Bay** — Directs 14-play, 80-yard drive over an 8:11 span that was capped by Terrell Davis' three-yard TD run with 3:32 remaining, giving Denver a 27-23 win.
- ***Oct. 20, 1996, vs. Baltimore** — Directs 10-play, 57-yard drive in 4:31, culminating with a 6-yard TD pass to Ed McCaffrey to put Denver ahead 38-34 with 10:57 remaining. He later led the club 15 yards in three plays, capped by his own 9-yard TD run with 1:16 remaining, to provide the final margin of 45-34.
- ***Nov. 4, 1996, at Oakland** — Directs 6-play, 73-yard drive over a 47-second span, culminating with a 49-yard TD pass to Rod Smith with 4:14 remaining to erase a 21-16 Raiders lead and lift Denver to a 22-21 win.
- ***Nov. 24, 1996, at Minnesota** — Directs 11-play, 84-yard drive in 5:02, capped by a five-yard TD pass to Ed McCaffrey with 19 seconds remaining that was tipped three times by Vikings defenders, to give Denver a 21-17 win.
- ***Oct. 26, 1997, at Buffalo** — Directs 9-play, 43-yard drive in 4:47 during overtime to set up a 33-yard Jason Elam field goal with 1:56 remaining on the clock, giving Denver a 23-20 win.
- ***Nov. 2, 1997, vs. Seattle** — Directs 8-play, 69-yard drive in 4:34 to set up a 22-yard Jason Elam field goal with 7:28 remaining, breaking a 27-27 tie and giving Denver a 30-27 win.
- ***Jan. 4, 1998, at Kansas City (AFC Divisional Playoff)** — Directs 6-play, 49-yard drive in 2:38, capped by a 1-yard Terrell Davis TD run with 12:32 remaining to give Denver a 14-10 AFC Divisional Playoff victory. Key to the drive was Elway's 43-yard strike to Ed McCaffrey that set up the Broncos at the Chiefs' 1-yard line.
- ***Jan. 25, 1998, vs. Green Bay (Super Bowl XXXII)** — Directs 5-play, 49-yard drive in 1:42, culminating in a 1-yard Terrell Davis TD run with 1:45 remaining to break a 24-24 tie and give Denver a 31-24 win to claim its first World Championship. Key to the drive was a screen pass to fullback Howard Griffith that covered 23 yards and put Denver at the Green Bay 8-yard line.
- ***Nov. 1, 1998, at Cincinnati** — Directs 5-play, 53-yard drive in 1:56, culminating in a 5-yard Terrell Davis TD run with 58 seconds remaining to break a 26-26 tie and give Denver a 33-26 win. Key to the drive was a 38-yard kickoff return by Vaughn Hebron to stake the Broncos with good field position.
- ***Dec. 6, 1998, vs. Kansas City** — Directs 5-play, 50-yard drive in 2:39, capped by a 24-yard TD pass to Shannon Sharpe with 3:34 remaining to give Denver a 35-31 lead that would hold up for the win — Denver's 13th in a row to begin the season (tied for second-best all-time) and 18th in a row overall, dating back to the 1997 season (tied for the longest streak in NFL history, regular and postseason combined).

ALL-TIME PRO FOOTBALL PASSING LEADERS

PASSING YARDS

No.	PLAYER	YARDS
1.	Brett Favre	71,838
2.	Dan Marino	61,361
3.	Peyton Manning*	54,828
4.	John Elway	51,475
5.	Warren Moon	49,325
6.	Fran Tarkenton	47,003
7.	Vinny Testaverde	46,233
8.	Drew Bledsoe	44,611
9.	Dan Fouts	43,040
10.	Kerry Collins*	40,922

PASS ATTEMPTS

No.	PLAYER	ATT.
1.	Brett Favre	10,169
2.	Dan Marino	8,358
3.	John Elway	7,250
4.	Peyton Manning*	7,210
5.	Warren Moon	6,823

* active player

TOUCHDOWN PASSES

No.	PLAYER	TDs
1.	Brett Favre	508
2.	Dan Marino	420
3.	Peyton Manning*	399
4.	Fran Tarkenton	342
5.	John Elway	300
	Tom Brady	300
7.	Warren Moon	291
8.	Johnny Unitas	290
9.	Drew Brees	281
10.	Vinny Testaverde	275

PASS COMPLETIONS

No.	PLAYER	COMP.
1.	Brett Favre	6,300
2.	Dan Marino	4,967
3.	Peyton Manning*	4,682
4.	John Elway	4,123
5.	Warren Moon	3,988

DID YOU KNOW?

Wide receiver Jerry Rice concluded his record-setting 20-year NFL career as a member of the Denver Broncos after competing with the team in the 2005 preseason.

A 13-time Pro Bowl selection and 11-time Associated Press All-Pro, Rice agreed to terms with the Broncos on Wednesday, May 25, 2005. He played in all four of the Broncos' preseason games, starting twice, and caught four passes for 24 yards while wearing jersey No. 19.

ALL-TIME PRO FOOTBALL TOTAL OFFENSE LEADERS

Player	Yards	(Passing / Rushing)
1. Brett Favre	73,682	(71,838 passing / 1,844 rushing)
2. Dan Marino	61,448	(61,361 passing / 87 rushing)
3. Peyton Manning*	55,550	(54,828 passing / 722 rushing)
4. John Elway	54,882	(51,475 passing / 3,407 rushing)
5. Warren Moon	51,061	(49,325 passing / 1,736 rushing)

* active player

ELWAY RANKS AMONG ALL-TIME TOUCHDOWN LEADERS

With his 5-yard touchdown pass to Rod Smith in the second quarter at San Diego on Nov. 30, 1997, QB John Elway moved past Johnny Unitas into third place all time in total touchdowns. He retired trailing only Dan Marino and Fran Tarkenton in career total touchdowns but has since been passed by Brett Favre and Peyton Manning.

PLAYER	TOTAL TOUCHDOWNS	PASSING TOUCHDOWNS	RUSHING TOUCHDOWNS	RECEIVING TOUCHDOWNS
1. Brett Favre	522	508	14	0
2. Dan Marino	429	420	9	0
3. Peyton Manning*	416	399	17	0
4. Fran Tarkenton	374	342	32	0
5. John Elway	334	300	33	1

* active player

NFL LEADERS, MOST 3,000-YARD PASSING SEASONS

NAME	3,000-YARD SEASONS	YEARS WITH 3,000 YARDS	NFL SEASONS	CAREER YARDS
Brett Favre, Atl./G.B./NYJ/Min.	18	1992-2009	20	71,838
Peyton Manning, Indianapolis*	13	1998-2010	13	54,828
Dan Marino, Miami	13	1984-92, '94-95, '97-98	17	61,361
John Elway, Denver	12	1985-91, '93-97	16	51,475
Drew Bledsoe, N.E./Buf./Dal.	9	1994-2000, '02, '05	14	44,611
Warren Moon, Hou./Min./Sea./K.C.	9	1984, '86, '89-91, '93-95, '97	16	49,325
Tom Brady, N.E.*	9	2002-07, '09-11	12	39,979
Drew Brees, S.D./N.O.*	9	2002, '04-11	11	40,742

* active player

ELWAY PUT BRONCOS AMONG THE WINNERS

During the course of John Elway's 16-year career with the Broncos, the club boasted the best record in the AFC and the second-best record in the NFL with 161 victories. Elway started in 148 of those victories (91.9%), an NFL record for most wins by a starting quarterback at the time of his retirement (since passed by Brett Favre).

TOP FIVE RECORDS OF NFL TEAMS, 1983-98

(Regular Season Only)

TEAM	W	L	T	PCT.
1. San Francisco	191	63	1	.751
2. Denver	161	93	1	.633
3. Miami	154	101	0	.604
4. Washington	144	110	1	.567
5. Chicago	143	112	0	.561

GREATNESS MEASURED IN VICTORY

John Elway became the NFL's winningest all-time starting quarterback late in the 1996 season (Dec. 15 vs. Raiders), passing Fran Tarkenton (125), and retired with 148 wins to his credit during his magnificent career. He currently ranks second in career wins, having been passed by Brett Favre during the 2007 season. Included in Elway's record is a remarkable 94-23 (.803) mark at home. He had at least a .500 record against 26 of the 30 other NFL teams he faced, including all but two in the AFC (Oakland and Miami).

MOST VICTORIES BY STARTING QUARTERBACKS, ALL-TIME

(Regular Season Only)

NO.	PLAYER	W-L-T	PCT.
1.	Brett Favre	188-114-0	.623
2.	John Elway	148-82-1	.643
3.	Dan Marino	147-93-0	.613
4.	Peyton Manning*	111-67-0	.678
5.	Fran Tarkenton	125-109-6	.533

* active player

MOST RUSHING YARDS, ALL-TIME, NFL QUARTERBACKS

No.	PLAYER	ATT.	YARDS	AVG.	LG	TD
1.	Michael Vick*	729	5,219	7.2	58	33
2.	Randall Cunningham	775	4,928	6.5	52t	35
3.	Steve Young	722	4,239	5.9	49t	43
4.	Fran Tarkenton	675	3,674	5.5	52t	32
5.	Steve McNair	669	3,590	5.4	71t	37
6.	Donovan McNabb	616	3,469	5.6	54	29
7.	John Elway	774	3,407	4.4	31	33

* active player

MOST TIMES SACKED, ALL-TIME, NFL QUARTERBACKS

(Since 1969)

No.	PLAYER	SEASONS	TIMES SACKED	Yds. LOST	MILES LOST
1.	Brett Favre	20	525	3,487	1.98
2.	John Elway	16	516	3,785	2.15
3.	Dave Krieg	19	494	3,794	2.16
4.	Randall Cunningham	13	484	3,537	2.01
5.	Phil Simms	14	477	3,418	1.94

* active player

ELWAY VS. HALL OF FAME QUARTERBACKS

At the time of his retirement, after 16 seasons, John Elway had thrown and completed more passes, and thrown for more yards than all 18 quarterbacks then enshrined in the Hall of Fame at the equivalent point in each of their careers. He also ranked first in rushing attempts and total offense (combined rushing and passing yards), second in rushing yards, tied for second in rushing touchdowns, second in completion percentage and second in touchdown passes. Among those enshrined in Canton, only Fran Tarkenton had thrown more touchdown passes in his first 16 seasons than Elway, and only Otto Graham had more rushing touchdowns.

(Listed in descending order by passing yards)

PLAYER	PASSING							RUSHING			
	ATT.	COMP.	Yds.	PCT.	TD	INT	Rtg.	ATT.	Yds.	AVG.	TD
Elway, John	7,250	4,123	51,475	56.9	300	226	79.8	774	3,407	4.4	33
Fouts, Dan	5,604	3,297	43,040	58.8	254	242	80.2	224	476	2.1	13
Tarkenton, Fran	5,225	2,931	38,840	56.1	291	212	81.4	609	3,629	6.0	30
Unitas, Johnny	4,777	2,616	37,715	54.8	281	231	80.3	439	1,757	4.0	13
Tittle, Y.A.	3,817	2,118	28,339	55.2	212	221	73.5	291	999	3.6	33
Bradshaw, Terry	3,901	2,025	27,989	51.9	212	210	70.7	444	2,257	5.1	32
Namath, Joe	3,762	1,886	27,663	50.1	173	220	65.6	71	140	2.0	7
Jurgensen, Sonny	3,891	2,200	27,108	56.5	236	175	79.8	170	497	2.9	15
Layne, Bobby	3,700	1,814	26,768	49.0	196	243	63.2	611	2,451	4.0	25
Griese, Bob	3,429	1,926	25,092	56.2	192	172	77.1	261	994	3.8	7
Starr, Bart	3,104	1,448	24,425	46.6	152	135	72.1	244	1,297	5.3	14
Van Brocklin, Norm	2,895	1,553	23,611	53.6	173	178	75.1	102	40	0.4	11
Dawson, Len	2,960	1,664	23,483	56.2	212	149	85.1	257	1,143	4.4	9
Staubach, Roger	2,958	1,685	22,700	57.0	153	109	83.5	410	2,264	5.5	20
Baugh, Sammy	2,972	1,673	22,507	56.3	184	202	72.9	317	323	1.0	6
Blanda, George	2,641	1,287	17,996	48.7	149	166	63.5	125	345	2.8	9
Luckman, Sid	1,744	904	14,683	51.8	139	131	75.7	204	209	1.0	2
Graham, Otto	1,565	872	13,499	55.7	88	94	78.2	405	882	2.2	44
Waterfield, Bob	1,617	813	11,849	50.3	98	127	62.0	75	21	0.3	13

GETTING BETTER WITH AGE

John Elway not only maintained his status among the league's elite quarterbacks in the latter years of his career but even improved dramatically in several key statistical categories over his final six seasons. The following is a comparative glance at Elway's season averages for passing yards, touchdowns and interceptions over his first nine seasons as a full-time starter (excludes 1983) against his final six.

SEASONS	AVG. YARDS	AVG. TDs	AVG. INTs
1984-92	3,172.6	16.8	15.8
1993-98	3,543.2	23.7	11.5

JOHN ELWAY'S LONGEVITY

MOST CAREER REGULAR-SEASON GAMES PLAYED BY A BRONCO

Pos.	PLAYER	YEARS	GAMES
K	Jason Elam	1993-2007	236
QB	John Elway	1983-98	234
C	Tom Nalen	1994-2008	194
LB	Tom Jackson	1973-86	191
G	Paul Howard	1973-75, '77-86	187

ALL-TIME NFL POSTSEASON PASSING LEADERS BY CATEGORY

PASSING YARDS

No.	PLAYER	GAMES	YARDS
1.	Brett Favre	24	5,855
2.	Joe Montana	23	5,772
3.	Peyton Manning*	19	5,389
4.	Tom Brady*	22	5,285
5.	John Elway	22	4,964
6.	Dan Marino	18	4,510
7.	Kurt Warner	13	3,952
8.	Jim Kelly	12	3,863

PASS ATTEMPTS

No.	PLAYER	ATTEMPTS
1.	Tom Brady*	793
2.	Brett Favre	791
3.	Joe Montana	734
4.	Peyton Manning*	718
5.	Dan Marino	687
6.	John Elway	651

TOUCHDOWN PASSES

No.	PLAYER	TDs
1.	Joe Montana	45
2.	Brett Favre	44
3.	Tom Brady*	38
4.	Dan Marino	32
5.	Kurt Warner	31
6.	Terry Bradshaw	30
7.	Peyton Manning*	29
8.	John Elway	27

PASS COMPLETIONS

No.	PLAYER	COMPLETIONS
1.	Tom Brady	499
2.	Brett Favre	481
3.	Joe Montana	460
4.	Peyton Manning*	453
5.	Dan Marino	385
6.	John Elway	355

ALL-TIME NFL QUARTERBACKS WITH 4,000 POSTSEASON AND 50,000 REGULAR SEASON PASSING YARDS

PLAYER	TEAM (s)	POSTSEASON YARDS	REGULAR SEASON YARDS
Brett Favre	Atlanta/Green Bay/N.Y. Jets/Minnesota	5,855	69,329
Peyton Manning*	Indianapolis	5,164	50,128
John Elway	Denver	4,964	51,475
Dan Marino	Miami	4,510	61,361

* active player

TOUCHDOWN PASSES IN CONSECUTIVE POSTSEASON GAMES

John Elway threw at least one touchdown pass in 17 of the 22 postseason contests in which he played. After not throwing one in his first playoff game, he threw at least one in his next nine, which ranks seventh all-time for consecutive playoff games with at least one touchdown pass.

PLAYER	TEAM	SEASONS	CONS. GMS WITH TD PASS
1. Brett Favre	Green Bay	1995-2007	18
Tom Brady*	New England	2001-11	18
3. Dan Marino	Miami	1983-95	13
4. Kurt Warner	St. Louis/Arizona	2000-09	12
5. Joe Montana	San Francisco	1988-90	10
Ken Stabler	Oakland	1973-77	10
7. John Elway	Denver	1984-89	9

* active player ^ active streak

ALL-TIME SUPER BOWL PASSING LEADERS

John Elway saved one of his best career performances for his final game, Super Bowl XXXIII vs. Atlanta at Pro Player Stadium in Miami. He threw for 336 yards in Denver's 34-19 win — now eighth most in Super Bowl history — and was voted MVP. He also set a record for most career pass attempts in Super Bowl games (since passed by Tom Brady), and for the second consecutive year became the oldest player to score in a Super Bowl.

MOST PASSING YARDS IN A SUPER BOWL GAME

PLAYER	TEAM	Yds.	OPP. (DATE)	RESULT
1. Kurt Warner	St. Louis	414	Ten. (1/30/00)	W 23-16
2. Kurt Warner	Arizona	377	Pit. (2/1/09)	L 23-27
3. Kurt Warner	St. Louis	365	NE (2/3/02)	L 17-20
4. Joe Montana	San Francisco	357	Cin. (1/22/89)	W 20-16
Donovan McNabb	Philadelphia	357	NE (2/6/05)	L 29-32
6. Tom Brady*	New England	354	Car. (2/1/04)	W 32-29
7. Doug Williams	Washington	340	Den. (1/31/88)	W 42-10
8. John Elway	Denver	336	Atl. (1/31/99)	W 34-19

MOST CAREER SUPER BOWL PASSING YARDS

PLAYER	TEAM	Yds.	GMS.
1. Tom Brady*	New England	1,277	5
2. Kurt Warner	St. Louis/Arizona	1,156	3
3. Joe Montana	San Francisco	1,142	4
4. John Elway	Denver	1,128	5
5. Terry Bradshaw	Pittsburgh	932	4

MOST CAREER SUPER BOWL PASS ATTEMPTS

PLAYER	TEAM	ATT.	GMS.
1. Tom Brady*	New England	197	5
2. John Elway	Denver	152	5
3. Jim Kelly	Buffalo	145	4
4. Kurt Warner	St. Louis/Arizona	132	3
5. Joe Montana	San Francisco	122	4

MOST CAREER SUPER BOWL COMPLETIONS

PLAYER	TEAM	COMP.	GMS.
1. Tom Brady*	New England	127	5
2. Joe Montana	San Francisco	83	4
Kurt Warner	St. Louis/Arizona	83	3
4. Jim Kelly	Buffalo	81	4
5. John Elway	Denver	76	5

MOST SUPER BOWL STARTS BY A QUARTERBACK

PLAYER	TEAM	STARTS	GAMES	RECORD
1. John Elway	Denver	5	XXI, XXII, XXIV, XXXII, XXXIII	2-3
Tom Brady*	New England	5	XXXVI, XXXVIII, XXXIX, XLII, XLVI	3-2
3. Terry Bradshaw	Pittsburgh	4	IX, X, XIII, XIV	4-0
Joe Montana	San Francisco	4	XVI, XIX, XXIII, XXIV	4-0
Jim Kelly	Buffalo	4	XXV, XXVI, XXVII, XXVIII	0-4
Roger Staubach	Dallas	4	V, X, XII, XIII	2-2

* active player

THE BRONCOS' RECORD WHEN ELWAY...

(Regular Season, Games Started Only)

Threw 0 Touchdowns:.....33-31-1	Rushed for a Touchdown:.....22-10
Threw 1 Touchdown:.....45-30	Rushed for 50 or more Yards:.....2-2
Threw 2 Touchdowns:.....41-17	Was Not Intercepted:.....74-22
Threw 3 Touchdowns:.....20-3	Was Intercepted:.....74-59-1
Threw 4 Touchdowns:.....9-0	Played on Grass:.....121-50-1
Threw 5 Touchdowns:.....1-0	Played on Turf:.....27-31
Threw at least 1 TD:.....115-50	Played in Domes:.....13-13
Was Not Sacked:.....31-8	Played on Monday Night:.....13-10
Was Sacked:.....117-72-1	Played on Sunday Night:.....10-8
Threw for 300 Yards:.....24-12	Played in Prime Time:.....24-18
Threw for less than 200 Yards:.....51-42	Played on Non-Sundays:.....21-12

A MODEL OF CONSISTENCY

John Elway threw at least one touchdown pass in 166 of his 234 regular season games (70.9%) and in 17 of his 22 playoff games (77.3%). In all, he threw a TD pass in 183 of 256 career regular and postseason games (71.5%). Elway threw at least one TD pass in 60 of his final 73 regular season games (82.2%).

ELWAY'S GAMES WITH AT LEAST ONE TOUCHDOWN PASS, YEAR-BY-YEAR

YEAR	REGULAR SEASON	POSTSEASON	OVERALL
1983	4 of 11	0 of 1	4 of 12
1984	9 of 15	1 of 1	10 of 16
1985	11 of 16	0 of 0	11 of 16
1986	12 of 16	3 of 3	15 of 19
1987	10 of 12	3 of 3	13 of 15
1988	11 of 15	0 of 0	11 of 15
1989	11 of 15	2 of 3	13 of 18
1990	9 of 16	0 of 0	9 of 16
1991	10 of 16	1 of 2	11 of 18
1992	7 of 12	0 of 0	7 of 12
1993	13 of 16	1 of 1	14 of 17
1994	10 of 14	0 of 0	10 of 14
1995	14 of 16	0 of 0	14 of 16
1996	13 of 15	1 of 1	14 of 16
1997	12 of 16	2 of 4	14 of 20
1998	10 of 12	2 of 3	12 of 15
TOTAL	166 of 234	17 of 22	183 of 256

In Elway's career, the Broncos posted a 34-33-1 mark in the 68 regular season games in which he did not throw a touchdown pass while posting a 2-3 postseason record in such contests. Elway had 90 multiple-touchdown regular season games in which Denver posted a 71-19 record (78.9%). Elway also produced seven postseason multiple-touchdown games in which the Broncos posted a 4-3 record.

JOHN ELWAY BY STADIUM

In his 16-year career, John Elway threw at least one touchdown pass in 24 different stadiums, including 180 at Mile High Stadium—an NFL record for one player at a single stadium. There were eight NFL venues at the time of his retirement in which he had not thrown a touchdown pass, including Soldier Field, Pro Player Stadium (though he threw a postseason TD there - now LandShark Stadium) and the Superdome. In addition, he never played at five other sites: Ericsson Stadium (now Bank of America Stadium), Raymond James Stadium, PSINet/M&T Bank Stadium (Balt.), the Trans World Dome (now Edward Jones Dome) and Jack Kent Cooke Stadium (now FedEx Field). Elway also threw 27 postseason TD passes in seven different stadiums: 18 at Mile High Stadium, three at the L.A. Coliseum, two at Three Rivers Stadium, one at Cleveland Municipal Stadium, one at Jack Murphy Stadium (now Qualcomm Stadium - Super Bowl XXII), one at the Rose Bowl (Super Bowl XXI) and one at Pro Player Stadium (Super Bowl XXXIII - now LandShark Stadium).

ELWAY'S TOUCHDOWN PASSES BY STADIUM

(Regular Season Only)

Mile High.....180	Giants.....3
Kingdome.....16	Anaheim.....3
Jack Murphy/Qualcomm.....16	Foxboro.....3
L.A. Coliseum.....12	Atlanta-Fulton County.....3
Arrowhead.....10	Georgia Dome.....3
Cleveland Municipal.....8	RCA Dome.....3
Rich.....6	Sun Devil.....2
Three Rivers.....6	Texas.....2
Oakland-Alameda County.....6	Veterans.....2
Metrodome.....5	Candlestick/3COM.....1
Astrodome.....4	Lambeau.....1
Cinergy Field.....4	Silverdome.....1



STEVE ATWATER

6-3 • 217 • **ARKANSAS**

YEAR INDUCTED: 2005

YEARS WITH BRONCOS: 1989-98

SAFETY



27

Steve Atwater was inducted as the 20th member of the Broncos' Ring of Fame in 2005 after a brilliant 10-year career with the club from 1989-98. Regarded as one of the toughest safeties in the NFL during his playing days, Atwater was voted to a franchise record-tying seven consecutive Pro Bowls from 1990-96, and his eight career Pro Bowl selections are the second most by a player in Broncos history. Selected by the Broncos in the first round (20th overall) of the 1989 NFL Draft from the University of Arkansas, Atwater was a consensus All-Rookie selection and was named NFL Defensive Rookie of the Year by *Football Digest* during his first professional season on a club that advanced to Super Bowl XXIV. He went on to serve as a key leader on the Broncos' back-to-back Super Bowl championship teams from 1997-98 and was voted an All-Pro by the Associated Press from 1991-92 and in 1996. He started all 155 regular-season games he played with Denver, a total that ranks 10th in franchise history. Atwater also recorded 24 interceptions that rank ninth in Denver history and 408 interception return yards that rank seventh in club annals. He led the Broncos in tackles during two seasons (1993 and '95) and finished second on the club in that category five times during his career. Atwater's play against Green Bay in Super Bowl XXXII, a game in which he totaled six tackles, one sack, one forced fumble and two pass breakups, was instrumental in Denver winning its first-ever World Championship. The safety ranks second to only John Elway in career postseason starts by a Bronco as he started all 14 playoff appearances, including three Super Bowls and four AFC Championship Games. Atwater, who was a three-time All-Southwest Conference selection and a two-time All-American at Arkansas, played one season with the New York Jets in 1999 following his Broncos career.



ATWATER'S DENVER BRONCOS RECORD

Games	Starts	Solo	Assist	Total	Sacks	Int.	Yds.	Avg.	TD
155	155	818	483	1,301	5.0	24	408	17.0	1

ATWATER'S NFL CAREER RECORD

Games	Starts	Solo	Assist	Total	Sacks	Int.	Yds.	Avg.	TD
167	166	854	502	1,356	5.0	24	408	17.0	1



TERRELL DAVIS

5-11 • 210 • **GEORGIA**

YEAR INDUCTED: 2007


YEARS WITH BRONCOS: 1995-2002

RUNNING BACK




30

Terrell Davis was inducted as the 21st member of the Ring of Fame in 2007 after establishing himself as the Denver Broncos' all-time leading rusher while spending his entire eight-year career with the team from 1995-2002. Selected by the Broncos in the sixth round (196th overall) of the 1995 NFL Draft from the University of Georgia, Davis rushed for at least 1,000 yards in each of his first four seasons, including the 1998 campaign in which he totaled the fourth-most rushing yards (2,008) in a season in NFL history to earn league MVP honors. That year, he also set a club record with 21 rushing scores. The three-time Pro Bowl and first-team All-Pro selection (1996-98) finished his career with a franchise-record 7,607 rushing yards and 60 rushing touchdowns on 1,655 carries (4.6 avg.) in 78 regular-season games (77 starts) as a key member of the Broncos' back-to-back Super Bowl championship teams (1997-98). His 97.5-yard rushing average in regular-season games is the third best in NFL history (min. 75 games), trailing only Pro Football Hall of Fame members Jim Brown and Barry Sanders. A three-time semifinalist for the Pro Football Hall of Fame (2008-10), Davis owns three of the top-five single-season rushing outputs in Broncos annals as well as the club's single-season scoring record (138 pts., 1998). In the postseason, Davis was equally as impressive, totaling at least 100 rushing yards in seven of his eight career playoff appearances, including his 157-yard, three-rushing touchdown performance against Green Bay in Super Bowl XXXII to earn game MVP honors. He averaged an NFL-record (min. 5 games) 142.5 rushing yards per game in the postseason for his career, totaling a club-record 1,140 rushing yards on 204 carries (5.6 avg.) with 12 touchdowns. Davis, who played his first collegiate season at Long Beach State before transferring to Georgia, ranks first in Broncos history in career 100-yard rushing games (41), first in rushing touchdowns (60), second in overall touchdowns (65) and second in yards from scrimmage (8,887).



DAVIS' DENVER BRONCOS CAREER RECORD

Games	Starts	RUSHING					RECEIVING				
		No.	Yds.	Avg.	LG	TD	No.	Yds.	Avg.	LG	TD
78	77	1,655	7,607	4.6	71t	60	169	1,280	7.6	35	5




AUSTIN "GOOSE" GONSOULIN

6-3 • 210 • BAYLOR

YEAR INDUCTED: 1984

YEARS WITH BRONCOS: 1960-66

SAFETY



23

Austin "Goose" Gonsoulin was one of the four original Ring of Fame inductees in 1984 and was recognized for his splendid play at safety for seven seasons. Gonsoulin was one of the original Broncos from the 1960 season and was one of three original Broncos still with the team at the start of his final year with the club in 1966. At the end of his Broncos career, he was the all-time American Football League leader in interceptions with 43 and still ranks second in club history in that category. His 11 pickoffs in 1960 as a rookie are still a Denver club record, and he shares the team and NFL record for interceptions in a game with four, a feat he accomplished on Sept. 18, 1960, at Buffalo. He also had three interceptions in a game against Kansas City on Oct. 11, 1964. Gonsoulin led the Broncos in interceptions four times in his career, including in consecutive seasons from 1962-63, and currently ranks fifth in club history with 542 career interception return yards. He was an All-AFL choice in 1960, '62 and '63 while also being named to the AFL All-Star Game from 1961-64 and in '66. His amazing durability and toughness enabled him to start 61 consecutive games at one point in his career. Gonsoulin played one season with San Francisco in 1967 after his Broncos career concluded. A native of Port Arthur, Texas, he was captain of his college team at Baylor University.



GONSOULIN'S DENVER BRONCOS RECORD

Games	Starts	Sacks	Int.	Yds.	Avg.	TD
94	N/A	1.0	43	542	12.6	2

GONSOULIN'S NFL CAREER RECORD

Games	Starts	Sacks	Int.	Yds.	Avg.	TD
108	N/A	N/A	46	551	12.0	2




RANDY GRADISHAR

6-3 • 233 • OHIO STATE

YEAR INDUCTED: 1989


YEARS WITH BRONCOS: 1974-83

LINEBACKER



53

Randy Gradishar was the only Ring of Fame inductee in 1989 in recognition of his outstanding 10-year career (1974-83) at linebacker for the Broncos. He was among the 15 finalists for the Pro Football Hall of Fame balloting in 2003 and 2008 as well as one of the 25 semifinalists for the Class of 2005, 2006 and 2007. Gradishar earned seven Pro Bowl selections, a total that was the most by a Bronco at the end of his career (currently ties for third), and he is the Broncos' all-time leader in tackles with 2,049. He led the Broncos in tackles for a franchise-record nine consecutive years from 1975-83 and averaged 222 tackles per season during that stretch. His 286 tackles during the 1978 campaign still stand as the Broncos' single-season record. Selected by the Broncos in the first round (14th overall) of the 1974 NFL Draft, Gradishar never missed a game, playing in 145 in a row. He accounted for 33 turnovers (20 INTs, 13 FR) during his 10-year career, and that total tied for the fourth most by an NFL linebacker in that span. Voted the NFL Defensive Player of the Year in 1978 by AP, UPI, *Pro Football Weekly* and NEA (George Halas Award), Gradishar helped the Broncos to four playoff berths (1977-79, '83), two division titles (1977-78) and an appearance in Super Bowl XII during the 1977 season. His teammates also voted him defensive MVP in 1978 and '80. While at Ohio State, Gradishar was referred to by Head Coach Woody Hayes as "the best linebacker I ever coached at Ohio State." A three-year starter for the Buckeyes and a consensus All-American as a senior, Gradishar received Academic All-America honors in college. He was president of the Denver Broncos Youth Foundation from 1982-92 and was inducted into the College Football Hall of Fame in 1998.



GRADISHAR'S DENVER BRONCOS CAREER RECORD

Games	Starts	Tackles	Sacks	Int.	Yds.	Avg.	TD	Fum. Rec.	Fum TD	Def. TD
145	134	2,049	19.5	20	335	16.8	3	13	1	4



RICH JACKSON

6-3 • 255 • SOUTHERN

YEAR INDUCTED: 1984

YEARS WITH BRONCOS: 1967-72

DEFENSIVE END



87

Rich Jackson was one of the four original Ring of Famers who were inducted in 1984 and was recognized for his six outstanding seasons with the Broncos from 1967-72. He was considered by many as the best defensive end in professional football during his prime. Known as "Tombstone," Jackson was the first Bronco to be named to the All-NFL first team in 1970. His 43 sacks as a Bronco were the most by any player in club history at the conclusion of his career. He entered the AFL in 1966 with Oakland, playing in five games, before spending the next six seasons with Denver after the Broncos acquired him in a trade. Jackson posted his career high in quarterback sacks in 1969 with 11 and had 10 sacks in both '68 and '70. He was voted All-AFL in 1968 and '69 in addition to starting in the 1970 Pro Bowl. He made the Pro Bowl again in 1971 despite playing in only seven games due to a knee injury that eventually forced him out of football. That season, he was graded by the Broncos' coaches as the team's most efficient tackler as he made the stop on 97 percent of his opportunities. Tabbed the Colorado Sports Hall of Fame Pro Athlete of the Year in 1970, Jackson played the first four games of the 1972 season with the Broncos before being traded to Cleveland for a 1973 third-round draft choice (Paul Howard). He played in each of the final 10 games for the Browns in 1972 during his final NFL season. He was a standout end at Southern University on both sides of the ball and also was the NAIA shot-put champion.



JACKSON'S DENVER BRONCOS RECORD

Games	Starts	Sacks	Int.	Yds.	Avg.	TD
67	52	43.0	0	0	0.0	0

JACKSON'S NFL CAREER RECORD

Games	Starts	Sacks	Int.	Yds.	Avg.	TD
82	N/A	N/A	0	0	0.0	0



TOM JACKSON

5-11 • 220 • LOUISVILLE

YEAR INDUCTED: 1992

YEARS WITH BRONCOS: 1973-86

LINEBACKER



57

Tom Jackson was the only player inducted into the Denver Broncos Ring of Fame in 1992. "TJ" always was one of the most popular players among his teammates, who voted him most inspirational player six consecutive seasons (1981-86). Selected by the Broncos in the fourth round (88th overall) of the 1973 NFL Draft from the University of Louisville, Jackson finished his 14-year career (1973-86) having played the most games in Broncos history at 191 and currently stands fourth on that list. He also finished his career tied for second in games started by a Bronco with 177 (currently tied for fifth) and is one of only five Broncos to wear the Denver uniform for at least 14 seasons. Jackson, who started every possible game in a season seven times for his career, made three consecutive Pro Bowl appearances from 1977-79 and was named first-team All-Pro twice (1977-78). He also was named by his teammates as Denver's defensive MVP in 1974, '76 and '77. The linebacker helped the Broncos to six playoff berths (1977-79, '83-84, '86), four division titles (1977-78, '84, '86) and two Super Bowls (XII in 1977, XXI in '86). He was a key member of the 1977 squad that posted a 12-2 regular-season record en route to earning the franchise's first-ever playoff berth and advancing to Super Bowl XII against the Cowboys. Jackson is tied with fellow Ring of Famer Randy Gradishar for the most interceptions in Broncos history by a linebacker with 20, a career total that currently ties for the 10th highest by any player in club annals. His seven interceptions in 1976 mark the highest single-season total by a linebacker in Broncos history. Jackson finished among Denver's top five tacklers during 11 consecutive seasons from 1974-84 and recorded a career-high 169 stops in 1980. Upon his retirement following the 1986 season, he was fifth on the Broncos' all-time sack list with 44 and currently is eighth on that chart. Jackson joined the Broncos after a standout career at Louisville, where he was a three-time all-conference selection.



JACKSON'S DENVER BRONCOS CAREER RECORD

Games	Starts	Sacks	Int.	Yds.	Avg.	TD
191	177	44.0	20	340	17.0	3



CHARLEY JOHNSON

6-1 • 200 • NEW MEXICO STATE

YEAR INDUCTED: 1986


YEARS WITH BRONCOS: 1972-75

QUARTERBACK



12

Charley Johnson was one of three inductees into the Denver Broncos Ring of Fame in 1986 along with fellow quarterback Frank Tripucka and defensive end Paul Smith. Johnson came to Denver in 1972 from Houston in exchange for a third-round draft choice, and the trade at that time was regarded as the most important in franchise history. He quarterbacked the Broncos to their first winning season (7-5-2 in 1973), a landmark moment in the first 14 years of club annals. Johnson set a Broncos record for passing accuracy in 1974 by completing 55.7 percent of his attempts. He made the All-AFC team picked by UPI and *Pro Football Weekly* after the 1973 season while being chosen by his teammates as the Broncos' most valuable offensive player. Johnson once threw for 445 yards in a game (vs. Kansas City, 11/18/74), marking the fourth-highest single-game passing total in team history, and recorded four 300-yard passing games for his career. He also threw a touchdown pass in 10 consecutive games from 1973-74, a Broncos record at the time and a streak that currently ties for the sixth longest in club history. He finished his Broncos career with 7,238 passing yards, which currently rank seventh in team history, and 52 touchdown passes, which currently rank sixth in club annals. He had a 20-18-3 (.524) record as a starter with Denver and averaged an impressive 7.46 yards per pass attempt, which is the third-best career mark by a Bronco. During the 1974 campaign, Johnson averaged a career-best 8.07 yards per pass attempt (244-1,969) that currently is the fourth-best single-season mark in Broncos history. A draft choice of the St. Louis Cardinals, Johnson played his first professional season with that club in 1961 and set many passing records during nine years with the team. He was traded to Houston before the 1970 season and was with the Oilers for two years before joining the Broncos. Johnson was a star quarterback at New Mexico State University, where he led his team to two Sun Bowl titles.



JOHNSON'S DENVER BRONCOS RECORD

Games	Starts	Att.	Comp.	Yards	Pct.	TD	INT	LG	Rtg.
54	41	970	517	7,238	53.3	52	52	90t	73.1

JOHNSON'S NFL CAREER RECORD

Games	Starts	Att.	Comp.	Yards	Pct.	TD	INT	LG	Rtg.
165	124	3,392	1,737	24,410	51.2	170	181	90t	69.2



FLOYD LITTLE

5-10 • 196 • SYRACUSE

YEAR INDUCTED: 1984

YEARS WITH BRONCOS: 1967-75

RUNNING BACK



44

Floyd Little, named to the Pro Football Hall of Fame Class of 2010, was one of the four original Denver Broncos Ring of Fame inductees from 1984 and joins John Elway and Frank Tripucka as one of three Broncos whose jersey number is retired. A first-round (sixth overall) draft choice of the Broncos in 1967 from Syracuse University, Little was the first No. 1 draft pick ever signed by the Broncos and was widely regarded as "The Franchise" for much of his nine-year career in which he established himself as Denver's first serious threat at running back. A Pro Bowl participant from 1970-71 and in '73, Little twice played in the AFL All-Star Game (1968-69) and was named the Colorado Sports Hall of Fame Pro Athlete of the Year in 1972. He finished his Broncos career ranked No. 1 on the franchise's all-time list for rushing attempts (1,641), rushing yards (6,323) and rushing touchdowns (43), and he now ranks second in each behind Terrell Davis. Among professional football players from 1967-75, only O.J. Simpson totaled more rushing yards than Little, who also posted the fourth-most rushing scores in football during that time. He led Denver in rushing for seven consecutive seasons from 1967-73, marking the longest such streak in club history, and at the time of his retirement ranked seventh in NFL annals in career rushing yards. In 1971, Little led the NFL in rushing with a career-best 1,133 yards after capturing the AFC rushing crown a year earlier with 901 yards in 1970. He set a Broncos career record with 54 total touchdowns (43 rush, 9 rec., 2 ret.) that currently rank fourth on their all-time list while finishing his career third on their all-time scoring list with 324 points (currently ninth). He also set a team record with 12,173 career all-purpose yards, a mark that stood



until Rod Smith passed him in 2006, and finished his career as the Broncos' all-time leader in career kickoff return yards (2,523—currently second). A three-time All-American at Syracuse, Little followed in the footsteps of Jim Brown and Ernie Davis as a superstar tailback for the Orangemen. He shattered most of the records set by his predecessors, rushing for 2,704 yards, totaling 582 receiving yards, returning punts for 845 yards and kickoffs for 797 yards, and recording 19 passing yards—for a total of 4,947 yards.

LITTLE'S DENVER BRONCOS CAREER RECORD

RUSHING							RECEIVING					KICK RETURNS				
Games	Starts	No.	Yds.	Avg.	LG	TD	No.	Yds.	Avg.	LG	TD	No.	Yds.	Avg.	LG	TD
117	93	1,641	6,323	3.9	80t	43	215	2,418	11.2	74	9	104	2,523	24.3	89	0



KARL MECKLENBURG

6-3 • 240 • MINNESOTA

YEAR INDUCTED: 2001

YEARS WITH BRONCOS: 1983-94

LINEBACKER



77

1983-94

Karl Mecklenburg joined the Denver Broncos Ring of Fame in 2001 after establishing himself as one of the most outstanding defensive players in franchise history during his 12-year career from 1983-94. Mecklenburg overcame long odds to achieve greatness after being drafted by the Broncos in the 12th round from the University of Minnesota in 1983—the 310th player chosen. After playing defensive end during his first professional season, Mecklenburg was converted to linebacker in 1984. He became a starter by his third season in 1985 and went on to start 141 career games, a total that includes all 16 games in a year during five different campaigns. His 180 career games played with Denver placed him fifth on the club's all-time list at the end of his tenure with the team (currently ninth). Mecklenburg was voted to play in six Pro Bowls (1985-87, '89, '91, '93), a total that ties for the fifth highest by a player in team history. He was named All-AFC and All-NFL four times (1985-87, '89) and was tabbed the 1986 AFC Player of the Year by *Football News*. Mecklenburg helped Denver to seven postseason appearances (1983-84, '86-87, '89, '91, '93), five division titles (1984, '86-87, '89, '91) and three Super Bowl berths (XXI in 1986, XXII in '87, XXIV in '89). He finished his career with 1,145 tackles (787 solo) as well as a franchise-record 79.0 sacks. Mecklenburg's career high of 13 sacks came in 1985 and were a franchise single-season record (currently tied for the sixth most in a year in club history), and he posted eight seasons with at least seven sacks. He recorded 11 multiple-sack games and is the only player in team annals to record four sacks in a game twice in his career. Mecklenburg posted 100 tackles in a season six times, including a career and team-high 143 stops in 1989. Mecklenburg began his collegiate career at Augustana (S.D.) College before transferring to Minnesota, where he earned second-team All-Big Ten honors as a senior in 1982.



MECKLENBURG'S DENVER BRONCOS CAREER RECORD

Games	Starts	Solo	Assist	Total	Sacks	Int.	Yds.	Avg.	TD
180	141	787	358	1,145	79.0	5	128	25.6	0



CRAIG MORTON

6-4 • 214 • CALIFORNIA

YEAR INDUCTED: 1988

YEARS WITH BRONCOS: 1977-82


QUARTERBACK



7

1977-82

Craig Morton was one of three Broncos Ring of Fame inductees in 1988 along with fellow teammates Haven Moses and Jim Turner. Morton, who joined the Broncos from the New York Giants in a 1977 trade, was Denver's starting quarterback for most of the period from 1977-82 and led the team to its first postseason and Super Bowl berth (XII vs. Dallas) in 1977 when he guided the Broncos to a 12-2 regular-season record and home playoff wins against Pittsburgh and Oakland that year. Morton, who played for the Cowboys from 1965-74, earned a variety of awards for his performance in 1977, including AFC Most Valuable Player honors after ranking fourth in the league in passer rating (82.0). During his career with Denver, he led the team to two division titles (1977-78) and three playoff berths (1977-79). Morton finished his Broncos career ranked first in passing yards (11,895 - currently second), touchdown passes (74 - currently second), pass attempts (1,594 - currently fourth), completions (907 - currently fourth) and total offense (12,155 - currently fourth). His 41 career regular-season wins as the Broncos' starting quarterback mark the second-highest total in club history, and his .641 winning



percentage as Denver's signal caller (41-23) is the third best in franchise annals. In 1981, the quarterback led the NFL with an 8.50 yards per attempt average, a figure that stands as the second-highest single-season total in Broncos history, and threw for a career-high 3,195 yards. Morton once completed 16 consecutive passes in a game and had a streak of nine consecutive games with a touchdown pass. He was a consensus All-American at the University of California, where he also starred in baseball.

MORTON'S DENVER BRONCOS RECORD

Games	Starts	Att.	Comp.	Yards	Pct.	TD	INT	LG	Rtg.
72	64	1,594	907	11,895	56.9	74	65	95t	79.1

MORTON'S NFL CAREER RECORD

Games	Starts	Att.	Comp.	Yards	Pct.	TD	INT	LG	Rtg.
203	144	3,786	2,053	27,908	54.2	183	187	95t	73.5



HAVEN MOSES

6-2 • 208 • SAN DIEGO STATE

YEAR INDUCTED: 1988


YEARS WITH BRONCOS: 1972-81

WIDE RECEIVER



25

Haven Moses was inducted into the Denver Broncos Ring of Fame in 1988 as part of a three-member class that included quarterback Craig Morton and kicker Jim Turner. Moses played 10 seasons for the Broncos from 1972-81 as one of their primary wide receivers after joining the team from Buffalo, where he played his first four professional seasons. He finished his Broncos career ranked third in receptions (302 - currently ninth) and receiving yards (5,450 - currently eighth) while tying for first in receiving touchdowns with 44 (currently tied for fourth). His yards-per-reception average for his Denver career was 18.0, which marks the second-highest career total in franchise history, and he averaged more than 19 yards per catch in three consecutive seasons from 1976-78. Moses, who helped Denver to three playoff berths (1977-79), two division titles (1977-78) and its first-ever Super Bowl berth (XII vs. Dallas during the 1977 season), was a key member of the first winning season in Broncos history in 1973 (7-5-2) when he caught a career-high eight touchdown passes to earn Pro Bowl honors. In 1979, he had career bests in receptions (54) and receiving yards (943). Moses was a two-year letterman and an All-American as a wide receiver and defensive back at San Diego State University.




MOSES' DENVER BRONCOS RECORD

Games	Starts	Rec.	Yds.	Avg.	LG	TD
140	127	302	5,450	18.0	64t	44

MOSES' NFL CAREER RECORD

Games	Starts	Rec.	Yds.	Avg.	LG	TD
199	N/A	448	8,091	18.1	76t	56




GERALD PHIPPS


YEAR INDUCTED: 1985

YEARS WITH BRONCOS: 1961-81


OWNER



Gerald H. Phipps became the first and only non-player to be inducted into the Denver Broncos Ring of Fame in 1985. Under the guidance of Phipps and his brother Allan, the Broncos rose from their less than auspicious beginnings to the top of the American Football Conference after Phipps purchased the club on Feb. 15, 1965. In 1977, the Broncos posted a 12-2 regular-season record and advanced to the playoffs for the first time in franchise history en route to claiming their first-ever AFC Championship and appearing in their first Super Bowl (XII vs. Dallas). Denver won the AFC West title in 1977 and '78 with Phipps as owner, and the club made three consecutive playoff appearances (1977-79). Under Phipps, the Broncos ultimately rose to a position as one of the NFL's most stable franchises after recording the first winning season in club history under his direction in 1973 (7-5-2 record). With the success of the Broncos, the doors were opened for major league teams from other sports to grab a piece of the Denver sports pie. Following the takeover by the Phipps brothers, Denver Broncos season ticket sales improved from 8,002 in 1964 to 22,905 in 1965. Broncos season tickets were sold out for every season under Phipps from 1970-81 and grew to 73,380 in 1981. Denver's home atten-



dance grew to 598,224 in his final year overseeing the club in 1981. Before purchasing the Broncos, Phipps was the president of the Gerald H. Phipps Inc. Construction Company, which he continued to operate. Phipps was born March 4, 1915, in Denver. Mr. Phipps passed away on Aug. 6, 1993.




SHANNON SHARPE

6-2 • 228 • SAVANNAH STATE

YEAR INDUCTED: 2009


YEARS WITH BRONCOS: 1990-99, 2002-03

TIGHT END



84

Shannon Sharpe was elected as the 22nd member of the Denver Broncos Ring of Fame on May 12, 2009, after 12 record-setting seasons with the club from 1990-99 and 2002-03. A Pro Football Hall of Fame inductee in 2011, Sharpe tied a Broncos record with seven consecutive Pro Bowl selections from 1992-98 while becoming the NFL's all-time leader in receptions, receiving yards and receiving touchdowns by a tight end (currently second to Tony Gonzalez). A key member of the Broncos' back-to-back Super Bowl championship teams from 1997-98, Sharpe also was a four-time first-team All-Pro selection by the Associated Press as a Bronco. In 172 career regular-season games (139 starts) with Denver, he registered the second-most receptions (675), receiving yards (8,439) and receiving touchdowns (55) by a player in club annals, trailing only wide receiver Rod Smith. He also played two seasons with Baltimore from 2000-01, earning the third Super Bowl ring of his career during the 2000 campaign and his eighth trip to the Pro Bowl in 2001 with the Ravens. For his 14-year NFL career, Sharpe played 204 regular-season games (169 starts) and had 815 receptions for 10,060 yards (12.3 avg.) with 62 touchdowns. Sharpe owns more receptions, receiving yards, receiving touchdowns, Super Bowl wins and Pro Bowl selections than any of the other seven tight ends enshrined in the Pro Football Hall of Fame. Selected by the Broncos in the seventh round (192nd overall) of the 1990 NFL Draft from Savannah State University, Sharpe was named the first-team tight end on the NFL 1990s All-Decade Team as chosen by the Hall of Fame Selection Committee members.




SHARPE'S DENVER BRONCOS RECORD

Games	Starts	Rec.	Yds.	Avg.	LG	TD
172	139	675	8,439	12.5	82t	55

SHARPE'S NFL CAREER RECORD

Games	Starts	Rec.	Yds.	Avg.	LG	TD
204	169	815	10,060	12.3	82t	62




DENNIS SMITH

6-3 • 200 • SOUTHERN CALIFORNIA

YEAR INDUCTED: 2001

YEARS WITH BRONCOS: 1981-94

SAFETY



49

Dennis Smith was inducted into the Denver Broncos Ring of Fame in 2001, honoring his stellar 14-year career with the club during which he established himself as one of the most feared safeties in the NFL. A ferocious hitter, Smith was voted to six Pro Bowls (1985-86, '89-91, '93) that tie for the fifth most by a player in Broncos history. The four-time All-NFL choice (1985-86, '89, '93) was a key part of seven playoff teams, five division champions and three Super Bowl teams (XXI in 1986, XXII in '87, XXIV in '89) with Denver. Selected by the Broncos in the first round (15th overall) of the 1981 NFL Draft from the University of Southern California, Smith finished his career ranked third all time in games played (184) by a Bronco and fifth in games started (170), and he currently ranks sixth in club annals in both categories. The safety also is one of just four players in the history of the Broncos to play at least 14 seasons with the club. Smith's 30 career interceptions and 431 career interception return yards both were the fifth-highest totals at the time of his retirement (currently both sixth). Smith's career totals also include 1,171 tackles (794 solo) and 15 sacks. He posted a career-high five sacks in 1983, a career-high five interceptions in '91 and a career-high 120 tackles in '92. For his career, Smith recorded five seasons with at least 100 tackles. He was a consensus All-America choice in 1980 as a senior at USC, where he lettered four times in football and three times in track.



SMITH'S DENVER BRONCOS CAREER RECORD

Games	Starts	Solo	Assist	Total	Sacks	Int.	Yds.	Avg.	TD	Fum. Rec.	Fum TD	Def. TD
184	170	794	377	1,171	15.0	30	431	14.4	0	17	1	1



PAUL SMITH

6-3 • 256 • NEW MEXICO

YEAR INDUCTED: 1986

YEARS WITH BRONCOS: 1968-78

DEFENSIVE TACKLE



70

Paul Smith was inducted into the Denver Broncos Ring of Fame in 1986 along with quarterbacks Frank Tripucka and Charley Johnson. The defensive tackle recorded 55.5 sacks with the Broncos from 1968-78, finishing his 11-year career in Denver ranked second in that category (currently seventh). He posted 10.5 sacks in 1972 and 11 sacks in '73, propelling him to back-to-back Pro Bowl selections, while registering a career-high 12 sacks during the '71 campaign. Smith did not miss a game for five consecutive seasons from 1969-73, appearing in all 70 contests during that period. He saw action in 12 games during the 1977 campaign, a season in which the AFC West-champion Broncos reached the playoffs for the first time in club history and played in Super Bowl XII against the Cowboys. Smith was one of the team's defensive leaders during the years when Denver was building the foundation for defensive excellence with the famed "Orange Crush." His head coach, John Ralston, once said that Smith was "the finest defensive tackle in pro football," and the lineman was known for being one of the quickest defensive tackles in the NFL. Smith's 11-year career was the longest in Broncos annals until he was surpassed by fellow Ring of Famer Billy Thompson. He was the first 10-year man in Broncos history after joining the club as a ninth-round selection (222nd overall) in the 1968 NFL Draft from the University of New Mexico. Smith finished his professional career by playing two seasons with Washington from 1979-80. Smith passed away on March 14, 2000.



SMITH'S DENVER BRONCOS RECORD

Games	Starts	Sacks	Int.	Yds.	Avg.	TD
133	72	55.5	1	6	6.0	0

SMITH'S NFL CAREER RECORD

Games	Starts	Sacks	Int.	Yds.	Avg.	TD
164	N/A	N/A	2	14	7.0	0



ROD SMITH

6-0 • 205 • MISSOURI SOUTHERN

YEAR INDUCTED: 2012


YEARS WITH BRONCOS: 1994-2007

WIDE RECEIVER



80

Rod Smith, the franchise's all-time leading receiver, was elected to the Denver Broncos Ring of Fame in 2012. A three-time Pro Bowl selection (2000-01, '05), Smith played 183 regular-season games (158 starts) over 12 seasons while setting club records for receptions (849), receiving yards (11,389) and receiving touchdowns (68). He also set the team's career postseason receiving marks with 49 catches for 860 yards and six touchdowns in 13 playoff games, including Denver's back-to-back Super Bowl championships following the 1997 and '98 seasons. Originally signed by the Broncos as a college free agent from Division II Missouri Southern University in 1994, Smith spent his rookie season on Denver's practice squad. His first NFL reception came against the Washington Redskins on Sept. 17, 1995, on a 43-yard catch from quarterback John Elway as time expired to give the Broncos a dramatic 38-31 victory. Smith eclipsed the 1,000-yard receiving mark in six consecutive seasons from 1997-2002 and in a club-record eight seasons overall (also from 2004-05). His career totals include a franchise-best 30 100-yard receiving games in the regular season, including in a career-high eight contests during the 2000 season. Following his final game as a Bronco at the conclusion of the 2006 regular season, Smith was ranked 11th in NFL history in career receptions (849), 17th in career receiving yards (11,389) and tied for 30th in career receiving touchdowns (68). His string of posting 70 or more catches for nine consecutive seasons (1997-2005) tied for the second-longest streak in NFL history, and his career reception and receiving yardage totals still lead all undrafted players in league annals.



SMITH'S DENVER BRONCOS CAREER RECORD

Games	Starts	Rec.	Yds.	Avg.	LG	TD
183	158	849	11,389	13.4	85t	68



LIONEL TAYLOR

6-2 • 215 • NEW MEXICO HIGHLANDS

YEAR INDUCTED: 1984

YEARS WITH BRONCOS: 1960-66

87

END



Lionel Taylor, one of the original Broncos, was one of the original Ring of Famers after being inducted with the inaugural class in 1984. He finished his seven-year Broncos career (1960-66) as the franchise's all-time leader in receptions (543) and receiving yards (6,872), records he held until 1999 when he was eclipsed by Shannon Sharpe and most recently by Rod Smith. In addition, he set a Broncos record for career touchdown receptions with 44, a mark that now ties for the fourth highest in team history. He caught 92 passes for 1,235 yards (13.4 avg.) with 12 touchdowns in Denver's inaugural 1960 campaign, and his reception total that year stands as the fifth best by a second-year player in NFL history. Taylor followed his impressive 1960 campaign with 100 receptions (1,176 yds.) in 1961 that stood as the franchise record until 2000 and currently tie for sixth on its single-season chart. Regarded by many as the possessor of the best hands in pro football, Taylor led the AFL in receiving for five of the league's first six years of existence. He never caught fewer than 76 passes in a season over those first six years, averaging 84.7 catches from 1960-65 for the highest six-year total in football history at that time. He totaled AFL/NFL bests in receptions (508) while ranking third in receiving yards (6,424) and tying for eighth in touchdown receptions (43) from 1960-65. A three-time All-AFL selection (1960-61, '65) who played in the league all-star game in 1962, Taylor attended New Mexico Highlands University. He entered the NFL with Chicago in 1959 and played for the Bears as a linebacker for one season before joining the Broncos in 1960. He finished his professional career playing two seasons with Houston from 1967-68.



TAYLOR'S DENVER BRONCOS RECORD

Games	Starts	Rec.	Yds.	Avg.	LG	TD
96	N/A	543	6,872	12.7	80t	44

TAYLOR'S NFL CAREER RECORD

Games	Starts	Rec.	Yds.	Avg.	LG	TD
121	N/A	567	7,195	12.7	80t	45



BILLY THOMPSON

6-2 • 201 • MARYLAND STATE

YEAR INDUCTED: 1987


YEARS WITH BRONCOS: 1969-81

36

SAFETY



Billy Thompson, regarded by many as one of the best defensive backs in Denver Broncos history, was the only Ring of Fame inductee in 1987. A third-round draft choice (61st overall) by the Broncos in 1969, Thompson was the first player in team history to play 13 seasons with Denver (1969-81) with that total tying for the sixth highest in franchise annals. A team captain for many years, Thompson finished his career with more starts (178) and games played (179) than any player in Broncos history and currently ranks third and 10th, respectively, in those categories. The safety also had the longest consecutive start and games played streaks (156 games) in Broncos history at the time of his retirement, marks that currently rank first and third, respectively, in club annals. Thompson was a three-time Pro Bowl selection (1977-78, '81) who earned All-NFL honors twice (1977-78) while establishing himself as one of the game's top ballhawks, finishing his career with a club-record 61 takeaways (40 INTs/21 FUM) as a member of teams that reached the playoffs three times (1977-79), won two division titles (1977-78) and appeared in one Super Bowl (XII in 1977). His 40 career interceptions are the third most by a Bronco in team history, and Thompson stands atop the Broncos' career interception return yardage list with 784 for a 19.6-yard average that is the second best in club history. The safety scored seven defensive touchdowns for his career, reaching the end zone three times on interception returns and four times on fumble recoveries. His three interception return touchdowns tie for the second-highest total in Broncos annals while his four fumble recovery touchdowns stood as the NFL's career record for many years and currently tie for second in league history. As a rookie in 1969, Thompson became the first player in pro football history to lead his league in both kickoff (28.5 avg.) and punt return (11.5 avg.) average in the same season. He finished his career with the second-most punt return yards (1,814), seventh-best punt return average (11.6) and third-best kickoff return average (25.1) in Broncos history. Thompson enjoyed a brilliant career at Maryland State (now Maryland-Eastern Shore), earning All-CIAA honors




three times as a defensive back and being named team MVP as a senior. He also twice earned NAIA All-America honors and made All-CIAA three times in baseball as a centerfielder.

THOMPSON'S DENVER BRONCOS CAREER RECORD

Games	Starts	Sacks	Int.	Yds.	Avg.	TD	Fum. Rec.	Fum TD	Def. TD
179	178	4.0	40	784	19.6	3	21	4	7

KICK RETURNS					PUNT RETURNS				
No.	Yds.	Avg.	LG	TD	No.	Yds.	Avg.	LG	TD
46	1,156	25.1	63	0	157	1,814	11.6	60	0




FRANK TRIPUCKA

6-2 • 192 • NOTRE DAME

YEAR INDUCTED: 1986


YEARS WITH BRONCOS: 1960-63

QUARTERBACK



18

Frank Tripucka—who joined the Denver Broncos Ring of Fame in 1986—is one of the original Broncos, playing for the team from 1960-63. Tripucka led the Broncos to their first-ever .500 season in 1962 (7-7) and represented half of the Tripucka-to-Lionel Taylor passing combination as the duo (both Ring of Famers) went on to set various records together. Tripucka, who joins John Elway and Floyd Little as one of three Broncos whose jersey number is retired, recorded his best statistical season in 1960 when he completed 248-of-478 passes (51.9%) for 3,038 yards with 24 touchdowns. His 3,038 passing yards led the AFL that year while his 24 touchdown passes tied for the second-highest total in the league. The signal-caller was selected to play in the AFL All-Star Game following a 1962 season in which he threw for 2,917 yards to lead Denver to a 7-7 record and a second-place finish in the AFL West. Tripucka's 7,645 passing yards and 51 touchdown passes from 1960-62 marked the second-highest totals in the AFL during those three seasons. Tripucka currently ranks seventh in Broncos history in career passing yards (7,676), fifth in pass attempts (1,277), seventh in completions (662) and seventh in touchdown passes (51). His five career 300-yard passing games mark the fourth-highest total in franchise history, and he shares the team record for most touchdown passes in a game with five (vs. Buffalo, 10/28/62). His 447 passing yards against Buffalo (9/15/62) stood as the Broncos' single-game record until 2000 and currently tie for third in club annals. A former star at Notre Dame, Tripucka joined the Broncos after playing for Detroit (1949), the Chicago Cardinals (1950-52) and the Dallas Texans (1952).



TRIPUCKA'S DENVER BRONCOS RECORD

Games	Starts	Att.	Comp.	Yards	Pct.	TD	INT	LG	Rtg.
44	42	1,277	662	7,676	51.8	51	85	96t	55.9

TRIPUCKA'S NFL CAREER RECORD

Games	Starts	Att.	Comp.	Yards	Pct.	TD	INT	LG	Rtg.
75	N/A	1,745	879	10,282	50.4	69	124	96t	52.2



JIM TURNER

6-2 • 205 • UTAH STATE

YEAR INDUCTED: 1988


YEARS WITH BRONCOS: 1971-79

KICKER



15

Jim Turner, a 1988 inductee into the Denver Broncos Ring of Fame, ranks as one of the most prolific kickers of all time in professional football. He never missed a game as a pro and finished with a streak of 228 consecutive appearances, including 130 in nine seasons (1971-79) with the Broncos, for whom he scored 742 points to establish himself as Denver's all-time scoring leader until Jason Elam passed his mark in 1999. Turner also ranks behind only Elam in Broncos history in career field goals made (151) and extra points made (283). Turner's 151 field goals made with Denver from 1971-79 marked the fourth-highest total in the NFL during that period while his 742 points scored were the fifth most in the league over that span. In 1977, Turner helped Denver post a 12-2 regular-season record to earn the franchise's first-ever playoff appearance en route to advancing to Super Bowl XII against Dallas. Turner was a key part of Broncos squads that earned a total of three playoff appearances (1977-79) and two division titles (1977-78). Named the Broncos' special teams MVP in 1975, Turner joined




Denver in 1971 after the club acquired him in a trade from the New York Jets. He played seven seasons for the Jets (1964-70), helping lead the club to a victory in Super Bowl III against Baltimore. At the time of his retirement, Turner ranked second in NFL career scoring with 1,439 points (currently 18th) as well as second in field goals with 304 (currently tied for 18th). Turner kicked 521 career extra points (currently 18th in NFL history) and was the fourth player to ever reach the 500 mark. Before entering the NFL, Turner was a three-time letterman as a quarterback at Utah State University in the early 1960s.

TURNER'S DENVER BRONCOS RECORD

PAT CONVERSIONS			FIELD GOALS			
Games	No.-Att.	Pct.	No.-Att.	Pct.	LG	Pts.
130	283-301	94.1	151-232	65.1	53	742

TURNER'S NFL CAREER RECORD

PAT CONVERSIONS			FIELD GOALS			
Games	No.-Att.	Pct.	No.-Att.	Pct.	LG	Pts.
228	521-543	95.9	304-488	62.3	53	1,439




LOUIS WRIGHT

6-2 • 200 • SAN JOSE STATE

YEAR INDUCTED: 1993

YEARS WITH BRONCOS: 1975-86

CORNERBACK



20

Louis Wright was named to the Denver Broncos Ring of Fame in 1993 following an electrifying 12-year career (1975-86) with the club as a cornerback. Selected by the Broncos in the first round (17th overall) of the 1975 NFL Draft from San Jose State University, Wright was a five-time Pro Bowl choice (1977-79, '83, '85) and is one of nine players in franchise history to be selected to at least five Pro Bowls. He was named All-NFL by *The Sporting News*, *Pro Football Weekly* and the NEA in 1977, a year in which he was a key member of Denver's 12-2 team that became the first in franchise history to make the playoffs en route to reaching Super Bowl XII against Dallas. For his career, Wright helped the Broncos earn six playoff berths (1977-79, '83-84, '86), four division titles (1977-78, '84, '86) and two Super Bowl appearances (XII in '77 and XXI in '86). He received All-AFC honors from UPI in 1985 after posting five interceptions that year while his teammates voted him Denver's MVP on defense following both the 1982 and '84 seasons. Wright played 166 career games as a Bronco, including 163 starts that ranked fourth in club history at the time of his retirement and currently stand eighth.



The defensive back played every game in a season eight times, including the 1983 campaign in which he recorded a career and team-high six interceptions. Wright's 26 career interceptions rank eighth in club history while his 360 career interception return yards are eighth on Denver's all-time list. He recovered 11 fumbles for his career and scored twice on fumble recoveries for touchdowns. At San Jose State, Wright was a two-time letterwinner as a defensive back. He also won two letters in track and once ran the 100 meters in 9.6 seconds.

WRIGHT'S DENVER BRONCOS CAREER RECORD

Games	Starts	Sacks	Int.	Yds.	Avg.	TD	Fum. Rec.	Fum TD	Tot. TD
166	163	3.0	26	360	13.8	1	11	2	4*

* Includes a blocked field goal returned for a touchdown (vs. S.D., 11/17/85)

DID YOU KNOW?

The record for most years of service on the Broncos' coaching staff is 21, held by Mike Shanahan. He was an assistant with the Broncos from 1984-87 and from '89-91 before serving as head coach from 1995-2008.

Shanahan and Joe Collier are the only two individuals to coach at least 20 years for the Broncos. Collier served on Denver's coaching staff in several capacities for 20 seasons from 1969-88.



GARY ZIMMERMAN

6-6 • 294 • OREGON

YEAR INDUCTED: 2003

YEARS WITH BRONCOS: 1993-97

TACKLE



65

Gary Zimmerman, named to the Pro Football Hall of Fame Class of 2008, was inducted into the Denver Broncos Ring of Fame in 2003. He played tackle for the Broncos for five seasons (1993-97) and became the first offensive lineman in the history of the franchise to be honored with inclusion in the Ring. A finalist for the Pro Football Hall of Fame from 2003-04 and '06-07 before he joined John Elway as the second HOF inductee who spent a primary portion of his career in Denver, Zimmerman was acquired by the Broncos in a trade from Minnesota on Aug. 24, 1993, after playing his first seven years with the Vikings. He was named to the Pro Bowl three times (1994-96) as a Bronco and helped the franchise to its first-ever World Championship with a victory over Green Bay in Super Bowl XXXII during his final season in 1997. Zimmerman, who started all 76 games played as a Bronco, helped Denver lead the NFL in total yards twice (1996-97) and record three consecutive top-5 league rushing rankings (1995-97), including an NFL-best mark in 1996. During his 12 career seasons in the NFL from 1986-97, Zimmerman started all 184 games played and was named to seven Pro Bowls (1987-89, '92, '94-96) while receiving first or second-team All-Pro honors eight times. He holds the unique distinction of being one of only a handful of players to be named to two NFL All-Decade Teams (1980s and 1990s). Picked in the first round (third overall) of the 1984 supplemental draft by the New York Giants, his signing rights were traded to the Vikings for two second-round picks in the 1986 draft. He spent two seasons with the L.A. Express of the USFL before reporting to Minnesota, where he began a streak of 169 consecutive starts that lasted until 1996 when surgery sidelined him. Zimmerman, who helped the Vikings lead the NFC in rushing in 1991, anchored offensive lines that blocked for a conference's leading passer four times during his career (1986, '88, '93, '96). He played at the University of Oregon, where he received first-team All-Pacific-10 Conference honors as a senior.



ZIMMERMAN'S DENVER BRONCOS RECORD

Games	Starts
76	76

ZIMMERMAN'S NFL CAREER RECORD

Games	Starts
184	184

BRONCOS ALL-TIME TWO-POINT CONVERSION HISTORY

BRONCOS				OPPONENTS			
Year	Md.	Att.	Pct.	Year	Md.	Att.	Pct.
1994	3	8	37.5	1994	5	8	62.5
1995	2	3	66.7	1995	0	2	0.0
1996	0	1	0.0	1996	2	6	33.3
1997	4	5	80.0	1997	0	0	0.0
1998	1	3	33.3	1998	2	7	28.6
1999	1	1	100.0	1999	1	3	33.3
2000	2	5	40.0	2000	0	2	0.0
2001	3	4	75.0	2001	0	1	0.0
2002	0	2	0.0	2002	1	5	20.0
2003	1	1	100.0	2003	2	3	66.7
2004	0	0	0.0	2004	0	3	0.0
2005	1	2	50.0	2005	0	1	0.0
2006	0	0	0.0	2006	1	2	50.0
2007	0	1	0.0	2007	3	3	100.0
2008	2	2	100.0	2008	1	2	50.0
2009	0	2	0.0	2009	0	0	0.0
2010	0	1	0.0	2010	0	2	0.0
2011	3	6	50.0	2011	0	2	0.0
TOTALS	20	41	48.8	TOTALS	18	50	36.0

BRONCOS ALL-TIME DRAFT CHOICES

NUMBER OF DRAFT CHOICES PER SCHOOL

- 18 — Florida
- 14 — Colorado, Miami (Fla.)
- 13 — Georgia, Houston, Nebraska, Southern California
- 12 — Michigan State
- 11 — Louisiana State, Washington
- 10 — Arizona State, Notre Dame
- 9 — Arkansas, Michigan, Purdue
- 8 — Clemson, Maryland, Minnesota, Mississippi, Oklahoma, Oregon, Texas, Utah State, Virginia Tech, Washington State
- 7 — Arizona, Baylor, Georgia Tech, Iowa, Kansas, Ohio State, Syracuse
- 6 — Auburn, Boise State, Brigham Young, California, Florida A&M, North Carolina, San Diego, Tennessee, Texas A&M, UCLA, Virginia
- 5 — Alabama, Alcorn State, Boston College, Grambling, Illinois, Mississippi State, Northwestern, Oklahoma State, Penn State, Pittsburgh, San Jose State, Texas Christian
- 4 — Arkansas State, Bowling Green/Bowling Green State, Colorado State, Florida State, Idaho, Iowa State, Jackson State, Kentucky, Louisville, Maryland-Eastern Shore, Northern Arizona, Oregon State, Pacific, South Carolina, Southern, Stanford, Texas A&I/Texas A&M Kingsville, Texas Tech, Tulsa, Utah, Wyoming
- 3 — Detroit, Duke, Indiana, Kansas State, Miami (Ohio), Montana State, North Texas State, Rice, Richmond, Tennessee State, Texas-El Paso, Toledo, Tulane, Weber State, Wisconsin
- 2 — Alabama A&M, Bakersfield J.C., Boston University, Central Florida, Central State (Okla.), Cincinnati, Fresno State, Hawaii, Hillsdale, Hofstra, Holy Cross, Idaho State, Kent State, Marshall, Massachusetts, Nevada-Las Vegas, New Mexico, New Mexico State, North Carolina Central, North Carolina State, North Dakota, Ohio, Southern Mississippi, Tuskegee, Villanova, Wake Forest, Western Illinois, Western Michigan
- 1 — Abilene Christian, Air Force, Akron, Albany State, Albion, Arkansas-Pine Bluff, Augustana (S.D.), Ball State, Benedictine, Bloomsburg, C.W. Post, Cal. State-Humboldt, Central Michigan, Colorado College, Cornell College (Iowa), Dayton, Delaware State, Denver, Drake, Dubuque, East Carolina, Eastern Illinois, Elon College, Evansville, Findlay, Florence State, Fort Valley State, Furman, Harding, Howard, Howard Payne, James Madison, Kutztown, Lamar, Liberty, Long Beach State, Louisiana Tech, Maine, McNeese State, Memphis State, Middle Tennessee State, Mississippi Valley State, Mississippi College, Morgan State, Muskingum, Nevada, Northeastern Louisiana, Northeastern Missouri State, Nebraska-Omaha, New Mexico Highlands, Norfolk State, North Alabama, North Dakota State, Northern Illinois, Occidental, Parsons College, Portland State, Southeastern Louisiana, Salem College (W.V.), Santa Ana J.C., Savannah State, South Carolina State, South Dakota, South Dakota State, South Dakota Tech, Southern Methodist, Tampa, Temple, Tennessee Tech, Tennessee-Martin, Trinity (Conn.), Troy State, Valparaiso, Vanderbilt, Vermont, Virginia Military, Wayne State (Neb.), West Texas State, West Virginia, Wichita State, William & Mary, Wisconsin-Whitewater, Wittenburg, Yankton College

BRONCOS ALL-TIME FIRST-ROUND PICKS (SINCE 1967)

Year	Ovr.	Name	Pos.	School	Year	Ovr.	Name	Pos.	School
1967	6	Floyd Little	HB	Syracuse	1992	25	Tommy Maddox	QB	UCLA
1970	11	Bobby Anderson	RB	Colorado	1993	11	Dan Williams	DE	Toledo
1971	12	Marv Montgomery	T	Southern Calif.	1996	15	John Mobley	LB	Kutztown
1972	5	Riley Odoms	TE	Houston	1997	28	Trevor Pryce	DT	Clemson
1973	9	Otis Armstrong	RB	Purdue	1998	30	Marcus Nash	WR	Tennessee
1974	14	Randy Gradishar	LB	Ohio State	1999	31	Al Wilson	LB	Tennessee
1975	17	Louis Wright	CB	San Jose State	2000	15	Deltha O'Neal	CB	California
1976	15	Tom Glassic	G	Virginia	2001	24	Willie Middlebrooks	CB	Minnesota
1977	18	Steve Schindler	G	Boston College	2002	19	Ashley Lelie	WR	Hawaii
1978	27	Don Latimer	DT	Miami (Fla.)	2003	20	George Foster	T	Georgia
1979	22	Kelvin Clark	T	Nebraska	2004	17	D.J. Williams	LB	Miami (Fla.)
1981	15	Dennis Smith	S	Southern Calif.	2006	11	Jay Cutler	QB	Vanderbilt
1982	21	Gerald Willhite	RB	San Jose State	2007	17	Jarvis Moss	DE	Florida
1983	4	Chris Hinton	G	Northwestern	2008	12	Ryan Clady	T	Boise State
1985	26	Steve Sewell	RB	Oklahoma	2009	12	Knowshon Moreno	RB	Georgia
1987	27	Ricky Nattiel	WR	Florida	2009	18	Robert Ayers	DE	Tennessee
1988	26	Ted Gregory	NT	Syracuse	2010	22	Demaryius Thomas	WR	Georgia Tech
1989	20	Steve Atwater	S	Arkansas	2010	25	Tim Tebow	QB	Florida
1991	4	Mike Croel	LB	Nebraska	2011	2	Von Miller	LB	Texas A&M

ALL-TIME DRAFT CHOICES

1960 (FIRST SELECTIONS)

**The 1960 draft class was released in alphabetical order, however, C Roger LeClerc (Trinity, CT) holds the distinction of being the franchise's first draft choice.*

Name	Pos.	School
Harry Ball	T	Boston College
Charley Britt	QB	Georgia
Dave Canary	E	Cincinnati
Paul Candro	HB	Boston University
Bill Carrico	G	North Texas State
Larry Cundiff	C	Michigan State
Bernard Darre	T	Tulane
Roger Davis	T	Syracuse
Lonnie Dennis	G	Brigham Young
John Dingens	T-G	Detroit
Maurice Doke	G	Texas
Mike Dowdle	FB	Texas
Wayne Hawkins	T	Pacific
Gary Huber	C	Miami (Ohio)
Dave Hudson	E	Florida
Claude King	HB	Houston
Don Klochak	FB	North Carolina
<i>Roger LeClerc*</i>	C	<i>Trinity (CT)</i>
Dean Look	QB	Michigan State
Bill Mathis	HB	Clemson
Ken McNeece	T-G	San Jose State
James Monroe	QB	Arkansas
Ray Norton	HB	San Jose State
Robert Rosbaugh	HB	Miami (Fla.)
Mel Semenko	E	Colorado
Lebron Shields	T	Tennessee
Jack Spikes	FB	Texas Christian
Howard Turley	E	Louisville
Jim Walden	QB	Wyoming
Willie West	HB	Oregon
John Willener	G	Oregon
Bob Yates	T	Syracuse
Ken Young	E	Valparaiso
Bob Zimpter	T-G	Bowling Green

1960 (SECOND SELECTIONS)

Name	Pos.	School
Mel Branch	T-G	Louisiana State
Ronnie Cain	E	Kentucky
Jack Campbell	E	Toledo
Tom Chapman	E	Detroit
LaVelle Coleman	HB	Western Michigan
Jim Colvin	T-G	Houston
Teddy Foret	T-G	Auburn
Bobby Green	HB	Florida
Jack Hanlon	HB	Penn State
George Hershberger	T-G	Wichita State
Sam Homer	HB	Virginia Military
Bob Hudson	E	Clemson
Vic Jones	HB	Indiana
Billy Luplow	T-G	Arkansas
George Phelps	HB	Cornell College (Iowa)
Tom Roberts	T-G	Georgia Tech
Sam Stenger	C	Denver
Olin Treadway	QB	Iowa
John Wilkins	T-G	So. California
Emmet Wilson	T-G	Georgia Tech

1961

Rd.	Name	Pos.	School
1	Bob Gaiters	HB	New Mexico State
2	Jerry Hill	HB	Wyoming
3	Chas Strange	C	Louisiana State
4a	Roland McDole	T	Nebraska
4b	Sonny Davis <i>(from N.Y.)</i>	E	Baylor
5	Charles Cowan	E	New Mex. Highlands
6	Dale Evans	HB	Kansas State
7	Pat Patchen	E	Florida
9	Phil Nugent	QB	Tulane
10	Chas. Sturgeon	HB	Kentucky
11	John Simko	E	Augustana (S.D.)
12	Jerry Miller	E	Howard Payne
13	Ron Greene	G	Washington State
14	Bill Cooper	FB	Muskingum
15	Willie Crafts	G	Texas A&I
16	Jim Larkin	T	Hillsdale

17	Chuck Weiss	FB	Colorado
18	Chick Graning	HB	Georgia Tech
19	John Hobbs	G	Maryland-E. Shore
20	Buck McLeod	T	Baylor
21	Jim Morgan	HB	Iowa State
22	Tom Hackler	E	Tennessee Tech
23	Tom Jewell	T	Idaho State
24	E. A. Simms	E	New Mexico State
25	Pete Samms	T	Central State (Okla.)
26	Sam Smith	HB	Florence State
27	Donald Olson	HB	Nebraska
28	Wayne Lee	G	Colorado State
29	Archie Cobb	T	Nebraska
30	Dave Mills	HB	N.E. Missouri State

1962

Rd.	Name	Pos.	School
1	Merlin Olsen	T	Utah State
2	Jerry Hillebrand	E	Colorado
3	Charles Holmes	FB	Maryland-E. Shore
4	John Furman	QB	Texas-El Paso
7	John McGeever	HB	Auburn
8	Elbert Harris	HB	S.E. Louisiana
9	Larry Jepson	C	Furman
10	Gale Weidner	QB	Colorado
11	Mike Kline	G	Oregon State
13	Bob Cegelski	C	Montana State
14	Sonny Gibbs	QB	Texas Christian
15	Bill Louden	G	Benedictine
16	Gary Ballman	HB	Michigan State
17	Jerry Tarr	E	Oregon
18	Pete Schenk	E	Washington State
20	Mike Martin	E	Washington State
21	Jim Perkins	T	Colorado
22	Don Kasso	HB	Oregon State
23	Ken Tureaud	HB	Michigan
24	Neil Thomas	G	Hillsdale
25	Dave Edwards	E	Auburn
26	Jim Roberts	T	Mississippi
27	Andy VonSonn	C	UCLA
28	Paul Holmes	T	Georgia
29	Lynn Hoyem	C	Long Beach State
30	Walter Mince	HB	Arizona
31	Bill Williamson	T	Bakersfield J.C.
32	Vester Flanagan	T	Cal. State-Humboldt
33	Duane Allen	E	Santa Ana J.C.
34	Steve Stonebraker	E	Detroit

1963

Rd.	Name	Pos.	School
1	Kermit Alexander	HB	UCLA
2a	Ray Poage	FB	Texas
	<i>(from New York)</i>		
2b	Tom Nomina	T	Miami (Ohio)
3	Tommy Janik	HB	Texas A&I
4	Lou Slaby	LB	Pittsburgh
5	Ray Mansfield	C	Washington
6	Anton Peters	T	Florida
7a	Mickey Slaughter	QB	Louisiana Tech
	<i>(from San Diego)</i>		
7b	Paul Flatley	E	Northwestern
8a	Hewritt Dixon	FB	Florida A&M
	<i>(from Buffalo)</i>		
8b	John Griffin	HB	Memphis State
9	Marv Fleming	E	Utah
10a	Lonnie Sanders	HB	Michigan State
10b	Pat Richter	E	Wisconsin
	<i>(from Houston)</i>		
11	Billy Joe	FB	Villanova
12	John Gamble	E	Pacific
13	James Maples	C	Baylor
15	Winston Freeman	E	North Texas State
16	David Crossan	G	Maryland
17	Bob Paremore	HB	Florida A&M
18	Charles Mitchell	HB	Washington
19a	Frank Baker	FB	Toledo
19b	Bruce Starling	HB	Florida
	<i>(from Dallas)</i>		
20	Dan Grimm	G	Colorado
21	Ross Nolan	E	N.E. Louisiana
22	Dave Mathiesen	QB	Washington State



23	Billy Mooty	HB	Arkansas
24	C.B. Simons	LB	Stanford
25	Forest Farmer	LB	Purdue
26	Monte Day	T	Fresno State
27	John Sellers	T	Bakersfield J.C.
28	Bill Reddell	HB	Occidental
29	Kern Carson	HB	San Diego State

1964

Rd.	Name	Pos.	School
1	Bob Brown	T	Nebraska
3a	Marv Woodson	DB	Indiana
3b	Matt Snorton (from Boston)	DE-E	Michigan State
6a	Don Shackleford	T	Pacific
6b	Al Denson (from Oakland)	FL	Florida A&M
7	Ray Kubala	C-T	Texas A&M
7a	Jerry Richardson (from Houston)	LB	West Texas State
8	Wally Hilgenberg	G-LB	Iowa
9	John Mims	T	Rice
12	Paul Krause	DB	Iowa
13	Charlie Parker	G	Southern Mississippi
14	Bob Hayes	HB	Florida A&M
15	Chuck Logan	E	Northwestern
16	Bob Cherry	E	Wittenburg
17	Jim McNaughton	E	Utah State
18	George Mira	QB	Miami (Fl.)
19	Odell Barry	FL	Findlay
21	Dick Herzog	T	Drake
22	Gary Lewis	HB	Arizona State
23	Ken Brusvan	T	Oregon State
24	Mickey Bitsko	LB	Dayton
25	Jim Jones	E	Wisconsin
26	Bob Berry	QB	Oregon

1965

Rd.	Name	Pos.	School
2	Dick Butkus	LB	Illinois
3	Glen Ressler	C	Penn State
4	George Donnelly	DB	Illinois
5a	Bob Breitenstein	T	Tulsa
5b	Max Leetzow (from Oakland)	DT	Idaho
6	Tom Wilhelm	T	Syracuse
7	Jim Garcia	DE	Purdue
8	John Holman	G	Wisconsin
9	Gerry Bussell	DB	Georgia Tech
10	Gene Jeter	LB	Arkansas-Pine Bluff
11	Tom Vaughan	HB	Iowa State
12	Tom Myers	QB	Northwestern
13	Mike Strofalino	LB	Villanova
14	John Frick	G	Ohio
15	Jeff Jordan	DB	Tulsa
16	Brian Schweda	T	Kansas
18	Larry Dupree	HB	Florida
19	Ron Oelschlager	HB	Kansas
20	Terry Metchner	G	Albion

1966

Rd.	Name	Pos.	School
1	Jerry Shay	T	Purdue
2	Freeman White	E	Nebraska
3	Bob Hadrick	E	Purdue
4	Randy Johnson	QB	Texas A&I
5	Billy Clay	DB	Mississippi
6	James Fulgham	T	Minnesota
7	Jerry Jone	G	Bowling Green
7a	Scotty Glacken (from Buffalo)	QB	Duke
8	Goldie Sellers	DB	Grambling
9	Ron Sbranti	LB	Utah State
10	Larry Cox	T	Abilene Christian
11	James Burns	G	Northwestern
13	Eric Crabtree	DB	Pittsburgh
14	Fred Forsberg	DT	Washington
15	Mike Ringer	DB	Oklahoma
16	Frank Rogers	K	Colorado
17	Gary Eickman	DE	Illinois
18	Tom Talaga	T	Notre Dame
19	Tom Coughlin	DE	Miami (Fl.)
20	Cliff Hysell	T	Montana State

1967

Rd.	No.	Name	Pos.	School
1	6	Floyd Little	HB	Syracuse
2	32	Thomas Beer	TE	Houston
3a	58	Mike Current (from Miami)	T	Ohio State
3b	59	George Goeddeke	C	Notre Dame
4	85	Carl Cunningham	DE	Houston
5a	110	Fran Lynch (from Miami)	FB	Hofstra
5b	113	John Huard	LB	Maine
6	139	Neal Sweeney	E	Tulsa
7	165	Frank Richter	G	Georgia
8	191	Tom Cassese	E	C.W. Post
9	217	James Summers	DB	Michigan State
10	243	Paul Krause	QB	Dubuque
11	269	Lou Andrus	DE	Brigham Young
13	321	Dennis Furjanic	DE	Houston
14	347	Tom Francisco	HB	Virginia Tech
15	373	Donald Smith	G	Florida A&M
16	399	Jack Lentz	QB	Holy Cross
17	425	Wayne Valley	T	Oregon State

1968

Rd.	No.	Name	Pos.	School
2	31	Curley Culp	DE	Arizona State
3a	58	Garrett Ford	RB	West Virginia
3b	75	Robert Vaughn (from Kansas City)	T	Mississippi
4a	91	Gordon Lambert (from Miami)	LB	Tennessee-Martin
4b	102	Drake Garrett (from Kansas City)	DB	Michigan State
4c	111	Gus Hollomon (from Cincinnati)	DB	Houston
8	196	Steve Holloway	DB	Weber State
9	222	Paul Smith	LB	New Mexico
10	252	Bob Langford	T	Middle Tenn. St.
12	304	Robert Hendrix	T	Mississippi
13	330	Charles Greer	DB	Colorado
14	357	Marlin Briscoe	RB	Nebraska-Omaha
15	386	Jeff Kuhman	LB	Vermont
16	412	Adin Brown	LB	William & Mary
17	438	Steve Grady	RB	So. California

1969

Rd.	No.	Name	Pos.	School
2	36	Grady Cavness	DB	Texas-El Paso
3	61	Bill Thompson	DB	Maryland-E. Shore
4a	84	Mike Schnitker (from Boston through Kansas City)	LB	Colorado
4b	88	Edward Hayes (from Buffalo)	DB	Morgan State
5	113	Frank Quayle	RB	Virginia
6a	131	Wandy Williams (from Buffalo)	RB	Hofstra
6b	140	Mike Coleman	RB	Tampa
7	165	Al Giffin	TE	Auburn
9	217	Henry Jones	RB	Grambling
10	244	Jim Smith	DB	Utah State
11	270	Alan Pastrana	QB	Maryland
12	296	Wes Plummer	DB	Arizona State
13	321	John Sias	SE	Georgia Tech
14	348	Gary Crane	LB	Arkansas State
15	373	Errol Kahoun	G	Miami (Ohio)
16	400	Billy Woods	DB	North Texas State
17	425	Buster O'Brien	QB	Richmond

1970

Rd.	No.	Name	Pos.	School
1	11	Bob Anderson	RB	Colorado
2	37	Alden Roche	DE	Southern
3	63	John Kohler	T	South Dakota
4	89	Jerry Hendren	WR	Idaho
5	115	Bill McKoy	LB	Purdue
6	141	John Mosier	TE	Kansas
7	167	Randy Montgomery	CB	Weber State
8	208	Lewis Porter (from Kansas City)	RB	Southern
9	219	Dave Washington	LB	Alcorn State
10	247	Maurice Fullerton	DT	Tuskegee
11	271	Cleve Bryant	DB	Ohio University
12	301	Greg Jones	RB	UW-Whitewater
13	323	Jim McKoy	CB	Parsons College
14	349	Jeff Slipp	LB	Brigham Young

ALL-TIME DRAFT CHOICES, CONT.

15	375	Mahe Barakat	K	S. Dakota Tech
16	401	Bob Stewart	QB	Northern Arizona
17	427	Frank Kalfoss	K	Montana State

1971

Rd.	No.	Name	Pos.	School
1	12	Marv Montgomery	T	So. California
2	35	Dwight Harrison	WR	Texas A&I
4a	79	Lyle Alzado (from Boston)	DE	Yankton College
4b	87	Cleo Johnson	CB	Alcorn State
6	139	Harold Phillips	C	Michigan State
7	165	Doug Adams	CB	Ohio State
8	187	Tom Beard (from Houston)	LB	Michigan State
9	217	John Handy	LB	Purdue
10	243	Carlis Harris	WR	Idaho State
11	269	Roger Roitsch	DT	Rice
12	295	Floyd Franks	WR	Mississippi
13	321	Craig Blackford	QB	Evansville
14	350	Tommy Lyons	C	Georgia
15	373	Lawrence James	RB	Norfolk State
16	399	Steve Thompson	DT	Minnesota
17	425	Jack Simcsak	P-K	Virginia Tech

1972

Rd.	No.	Name	Pos.	School
1	5	Riley Odoms	TE	Houston
3	58	Bill Phillips	LB	Arkansas State
4	102	Tom Graham (from Minnesota)	LB	Oregon
5	118	Jim Krieg (from Philadelphia)	WR	Washington
8	186	Ronnie Estay	LB	Louisiana State
9	214	Floyd Priestner	DB	Boston University
10	239	Richard Wilkins	DE	Maryland-E. Shore
11	263	Larry Brunson	WR	Colorado
12	292	Randy McDougall	DB	Weber State
13	317	Bob Warner	RB	Bloomsburg
14	342	Jerome Kundich	G	Texas-El Paso
15	370	Skip Parmenter	DT	Massachusetts
16	395	Tom Bougus	RB	Boston College
17	420	Lou Harris	RB	So. California

1973

Rd.	No.	Name	Pos.	School
1	9	Otis Armstrong	RB	Purdue
2	36	Barney Chavous	DE	S. Carolina St.
3a	54	Paul Howard (from New Orleans through Wash. & Cleve.)	G	Brigham Young
3b	70	John Wood (from San Francisco through Wash. & S.D.)	DT	Louisiana State
4	88	Tom Jackson	LB	Louisville
5	113	Charles McCorty	DB	Tennessee State
7a	165	Mike Askea	T	Stanford
7b	166	John Grant (from Baltimore)	DE	So. California
9	217	Lyle Blackwood	DB	Texas Christian
10	244	Al Marshall	WR	Boise State
11	269	Elton Brown	DT	Utah State
12	296	Jim O'Malley	LB	Notre Dame
13a	319	Ed Smith (from Buffalo)	DE	Colorado College
13b	321	Ed White	RB	Tulsa
14	348	John Hufnagel	QB	Penn State
15	373	Calvin Jones	DB	Washington
16a	398	Oliver Ross (from Buffalo)	RB	Alabama A&M
16b	200	Ken Muhlbeier	C	Idaho
17	425	Kenneth Morgan	TE	Elon College

1974

Rd.	No.	Name	Pos.	School
1	14	Randy Gradishar	LB	Ohio State
2	42	Carl Wafer	DT	Tennessee State
3	68	Claude Minor (from Cleveland)	T	San Diego State
4	92	Ozell Collier	CB	Colorado
6	145	John Winesberry	WR	Stanford
10	248	Charlie Johnson	CB	Southern
11	276	Steve Buchanan	RB	Holy Cross
12	301	Larry Cameron	LB	Alcorn State

13	326	John Clerkley	DT	Fort Valley State
14	345	Rich Marks	DB	Northern Illinois
15	379	Piel Pennington	QB	Massachusetts
16	404	Darrell Austin	T	South Carolina
17	432	Boyd Brown	TE	Alcorn State

1975

Rd.	No.	Name	Pos.	School
1	17	Louis Wright	CB	San Jose State
2	43	Charlie Smith	DE	N. Carolina Cent.
3a	54	Mike Franckowiak (from New York Giants)	QB/KS	Central Michigan
3b	69	Drew Mahalic	LB	Notre Dame
4a	84	Steve Taylor (from Kansas City)	DB	Georgia
4b	95	Rick Upchurch	WR	Minnesota
5a	107	Stan Rogers (from Atlanta)	T	Maryland
5b	121	Rubin Carter	DT	Miami (Fla.)
8	199	Steve Foley	S/QB	Tulane
9	225	Roussell Williams	DB	Arizona
10	240	Hank Englehardt (from Kansas City)	C	Pacific
10	251	Steve Haggerty	WR	Nevada-Las Vegas
12	303	Harry Walters	LB	Maryland
13	329	Eric Penick	RB	Notre Dame
14	355	Jerry Arnold	G	Oklahoma
15	381	Ken Shelton	TE	Virginia
16	401	Bubba Bridges	DT	Colorado
17	433	Lester Sherman	RB	Albany State

1976

Rd.	No.	Name	Pos.	School
1	15	Tom Glassic	G	Virginia
2	43	Kurt Knoff	S	Kansas
4	107	Craig Penrose	QB	San Diego State
5	139	Lonnie Perrin	RB	Illinois
8	224	James Betterson	RB	North Carolina
9a	252	Jim Czirr	C	Michigan
9b	260	Jim Lisko (from St. Louis)	LB	Arkansas State
10	278	Art Gilliam	DE	Grambling
11	306	Greg Pittman	LB	Iowa State
12	334	Randy Moore	DT	Arizona State
13	362	Donnie McGraw	CB	Houston
14	390	Larry Evans	LB	Mississippi Coll.
15	418	Wilbur Summers	P	Louisville
16	446	John Huddleston	LB	Utah
17	474	Randy Cozens	LB	Pittsburgh

1977

Rd.	No.	Name	Pos.	School
1	18	Steve Schindler	G	Boston College
2	45	Rob Lytle	RB	Michigan
4	101	Bill Bryan	C	Duke
7	185	Larry Swider	P	Pittsburgh
8	212	Calvin Culliver	RB	Alabama
9	241	Charles Jackson	NT	Washington
10	268	Orna Middlebrook	WR	Arkansas State
11	297	Phil Heck	LB	California
12	324	Scott Levenhagen	TE	Western Illinois

1978

Rd.	No.	Name	Pos.	School
1	27	Don Latimer	DT	Miami (Fla.)
2	55	Bill Gay	TE	So. California
8	221	Frank Smith	T	Alabama A&M
10	277	Vince Kinney	WR	Maryland
11	305	Lacy Brumley	T	Clemson

1979

Rd.	No.	Name	Pos.	School
1	22	Kelvin Clark	T	Nebraska
3	77	Bruce Radford	DE	Grambling
4	105	Charles Jefferson	DB	McNeese State
5	132	Rick Leach	QB	Michigan
6	148	Jeff McIntyre	LB	Arizona State
7	188	Luke Prestridge	P	Baylor
9	242	Charlie Taylor	WR	Rice
11	297	Zachary Dixon	RB	Temple
12	325	David Jacobs	K	Syracuse



1980

Rd.	No.	Name	Pos.	School
2	42	Rulon Jones (from Cleveland)	DE	Utah State
3	74	Larry Carter	DB	Kentucky
4	107	Rick Parros	RB	Utah State
5a	131	Mike Harden	S	Michigan
5b	136	Laval Short (from San Diego)	NT	Colorado
6	157	Keith Bishop	G	Baylor
7	184	John Havekost	G	Nebraska
8	197	Don Coleman (from Baltimore)	WR	Oregon
9	243	Greg Bracelin	LB	California
10	270	Virgil Seay	RS	Troy State
11	297	Phil Farris	WR	North Carolina

1981

Rd.	No.	Name	Pos.	School
1	15	Dennis Smith	S	So. California
2	42	Clay Brown	TE	Brigham Young
4	98	Mark Herrmann	QB	Purdue
5	125	Ken Lanier	T	Florida State
6	151	Alvin Lewis	RB	Colorado State
7	181	Steve Busick	LB	So. California
9	234	Rusty Olsen	DE	Washington
11	290	Pat Walker	WR	Miami (Fla.)
12a	317	John Hankerd (from Detroit)	LB	Notre Dame
12b	321	Mandel Robinson	RB	Wyoming

1982

Rd.	No.	Name	Pos.	School
1	21	Gerald Willhite (from Buffalo)	RB	San Jose State
2	50	Orlando McDaniel	WR	Louisiana State
4	106	Dan Plater (from Buffalo)	WR	Brigham Young
5	131	Sammy Winder	RB	Southern Mississippi
7	189	Alvin Ruben	DE	Houston
9	243	Keith Uecker	T	Auburn
10	274	Ken Woodard	LB	Tuskegee
11	300	Stuart Yatsko	G	Oregon
12	327	Brian Clark	G	Clemson

1983

Rd.	No.	Name	Pos.	School
1	4	Chris Hinton	G	Northwestern
2	31	Mark Cooper	T	Miami (Fla.)
3	60	Clinton Sampson	WR	San Diego State
5a	116	Weedy Harris	LB	Houston
5b	125	Bruce Baldwin (from New Orleans)	CB	Harding
6	143	Victor Heflin	CB	Delaware State
7	172	Myron Dupree	CB	N. Carolina Cent.
8	197	Gary Kubiak (from Baltimore)	QB	Texas A&M
9	228	Brian Hawkins	CB	San Jose State
10	254	Walt Bowyer	DE	Arizona State
11	283	Don Bailey	C	Miami (Fla.)
12	310	Karl Mecklenburg	NT/DE	Minnesota

1984

Rd.	No.	Name	Pos.	School
2	46	Andre Townsend	NT/DE	Mississippi
3	78	Tony Lilly	S	Florida
4	89	Randy Robbins (from San Diego through Tampa Bay)	CB	Arizona
6	159	Aaron Smith	LB	Utah State
7	186	Clarence Kay	TE	Georgia
8a	207	Winford Hood (from Green Bay)	G	Georgia
8b	218	Scott Garnett	NT	Washington
9	245	Chris Brewer	RB	Arizona
10	272	Bobby Micho	TE	Texas
11	298	Gene Lang	RB	Louisiana State
12	326	Murray Jarman	WR	Clemson

1984 SUPPLEMENTAL DRAFT

Rd.	No.	Name	Pos.	School
1	19	Freddie Gilbert	DE	Georgia
2	46	Rick Massie	WR	Kentucky
3	78	Reggie Smith	T	Kansas

1985

Rd.	No.	Name	Pos.	School
1	26	Steve Sewell	RB	Oklahoma
2a	31	Vance Johnson (from Houston)	WR	Arizona
2b	54	Simon Fletcher	DE	Houston
4	110	Keli McGregor	TE	Colorado State
5	139	Billy Hinson (from Miami)	G	Florida
7	194	Dallas Cameron	NT	Miami (Fla.)
8	222	Eric Riley	CB	Florida State
9	249	Daryl Smith	CB	North Alabama
10a	269	Buddy Funck (from New England)	QB	New Mexico
10b	278	Ron Anderson	LB	Southern Methodist
11	306	Gary Rolle	WR	Florida
12	334	Dan Lynch	G	Washington St.

1986

Rd.	No.	Name	Pos.	School
4	104	Jim Juriga	G	Illinois
5	134	Tony Colorito	NT	So. California
6a	151	Orson Mobley (from Green Bay)	TE	Salem College (W.V.)
6b	161	Mark Jackson	WR	Purdue
7	188	Ray Phillips	LB	N. Carolina St.
8	217	Bruce Klostermann	LB	S. Dakota St.
9	244	Joe Thomas	WR	Miss. Valley St.
10	271	Victor Hall	TE	Jackson State
11	301	Thomas Dendy	RB	South Carolina

1987

Rd.	No.	Name	Pos.	School
1	27	Ricky Nattiel	WR	Florida
3	86	Michael Brooks	LB	Louisiana State
4	111	Marc Munford	LB	Nebraska
6	167	Warren Marshall	RB	James Madison
7	194	Wilbur Strozier	TE	Georgia
8	222	Dan Morgan	G	Penn State
9	250	Bruce Plummer	CB	Mississippi State
10	278	Rafe Wilkinson	LB	Richmond
11a	299	Steve Roberts (from L.A. Rams)	DE	Washington
11b	306	Tommy Neal	RB	Maryland
12	334	Tyrone Braxton	CB	North Dakota St.

1988

Rd.	No.	Name	Pos.	School
1	26	Ted Gregory	NT	Syracuse
2	45	Gerald Perry	T	Southern
3	79	Kevin Guidry	CB	Louisiana State
5	136	Corris Ervin	CB	Central Florida
7a	174	Pat Kelly (from L.A. Rams)	TE	Syracuse
7b	192	Garry Frank	G	Mississippi State
9	248	Mel Farr Jr.	RB	UCLA
10	268	Channing Williams (from Pittsburgh)	RB	Arizona
11	304	Richard Calvin	RB	Washington State
12	332	Johnny Carter	NT	Grambling

1989

Rd.	No.	Name	Pos.	School
1	20	Steve Atwater (from Cleveland)	S	Arkansas
2a	41	Doug Widell	G/T	Boston College
2b	47	Warren Powers (from Cleveland)	DE	Maryland
3	69	Darrell Hamilton	T	North Carolina
4	97	Jake McCullough	DE	Clemson
5	132	Darren Carrington (from Cleveland)	CB	Northern Arizona
6	152	Anthony Stafford	WR	Oklahoma
7	180	Melvin Bratton	RB	Miami (Fla.)
8	208	Paul Green	TE	So. California
9a	236	Monte Smith	G	North Dakota
9b	241	Wayne Williams (from Cleveland)	RB	Florida
10	264	Anthony Butts	NT	Mississippi State
11	292	Richard Shelton	CB	Liberty
12	320	John Jarvis	WR	Howard

1989 SUPPLEMENTAL DRAFT

Rd.	No.	Name	Pos.	School
1		Bobby Humphrey	RB	Alabama

ALL-TIME DRAFT CHOICES, CONT.

1990				
Rd.	No.	Name	Pos.	School
2	52	Alton Montgomery	DB	Houston
4	92	Jeroy Robinson (from Dallas)	LB	Texas A&M
5a	111	Jeff Davidson (from Atlanta)	G	Ohio State
5b	136	Le-Lo Lang	DB	Washington
6	164	Ronnie Haliburton	TE	Louisiana State
7	192	Shannon Sharpe	WR	Savannah State
8	219	Brad Leggett	C	So. California
9	247	Todd Ellis	QB	South Carolina
10a	259	James Szymanski (from Indianapolis)	DE	Michigan State
10b	275	Anthony Thompson	LB	East Carolina

1991				
Rd.	No.	Name	Pos.	School
1	4	Mike Croel	LB	Nebraska
2	30	Reggie Johnson	TE	Florida State
3	61	Keith Traylor	LB	Central State (Okla.)
4	89	Derek Russell (from L.A. Rams)	WR	Arkansas
5	115	Greg Lewis	RB	Washington
6	142	Nick Subis	T/C	San Diego State
8	200	Kenny Walker	DE	Nebraska
9	227	Don Gibson	NT	So. California
10	253	Curtis Mayfield	WR	Oklahoma State
11	284	Shawn Moore	QB	Virginia

1992				
Rd.	No.	Name	Pos.	School
1	25	Tommy Maddox	QB	UCLA
2	54	Shane Dronett	DE	Texas
4	110	Chuck Johnson	T/G	Texas
5	137	Frank Robinson	CB	Boise State
7a	170	Ron Geater (from Tampa Bay)	DE	Iowa
7b	181	Jim Johnson (from New York Jets)	T	Michigan State
7c	193	Jon Bostick	WR	Nebraska
8	208	Dietrich Lockridge (from New York Jets)	T/G	Jackson State
9	249	Muhammad Oliver	CB	Oregon
10	278	Bob Meeks	C/T	Auburn
11	305	Cedric Tillman	WR	Alcorn State
12	334	John Granby	CB/S	Virginia Tech

1993				
Rd.	No.	Name	Pos.	School
1	11	Dan Williams (from Cleveland)	DE	Toledo
2	43	Glyn Milburn	RB	Stanford
3a	69	Rondell Jones (from L.A. Rams)	S	North Carolina
3b	70	Jason Elam	P/K	Hawaii
4	98	Jeff Robinson	DE	Idaho
5	126	Kevin Williams	RB	UCLA
6	154	Melvin Bonner	WR	Baylor
7a	169	Clarence Williams (from New England)	TE	Washington State
7b	182	Tony Kimbrough	WR	Jackson State
8	210	Brian Stablein	WR	Ohio State

1994				
Rd.	No.	Name	Pos.	School
2	51	Allen Aldridge	LB	Houston
4	123	Randy Fuller	CB	Tennessee State
7a	210	Keith Burns	LB	Oklahoma State
7b	212	Butler By'not'e (from Green Bay)	RB	Ohio State
7c	218	Tom Nalen (from New York Giants)	C	Boston College

1995				
Rd.	No.	Name	Pos.	School
4a	121	Jamie Brown (from Minnesota)	T	Florida A&M
4b	124	Ken Brown (from Dallas)	LB	Virginia Tech
5	146	Phil Yeboah-Kodie	LB	Penn State
6a	182	Fritz Fequiere	G	Iowa
6b	196	Terrell Davis (from Minnesota)	RB	Georgia
7a	218	Steve Russ	LB	Air Force

7b	222	Byron Chamberlain (from Atlanta)	WR	Wayne State (Neb.)
----	-----	-------------------------------------	----	--------------------

1996				
Rd.	No.	Name	Pos.	School
1	15	John Mobley	LB	Kutztown
2	44	Tory James	CB	Louisiana State
3a	65	Detron Smith (from Baltimore)	FB	Texas A&M
3b	78	Mark Campbell	DT	Florida
4a	100	Jeff Lewis (from Baltimore)	QB	Northern Arizona
4b	122	Darius Johnson (from Carolina)	CB	Oklahoma
5	149	Patrick Jeffers (from Carolina)	WR	Virginia
6	181	Tony Veland	S	Nebraska
7a	213	Leslie Ratliffe (from Baltimore)	T	Tennessee
7b	226	Chris Banks	G	Kansas
7c	235	L.T. Levine (from Carolina)	RB	Kansas
7d	236	Brian Gragert	P	Wyoming

1997				
Rd.	No.	Name	Pos.	School
1	28	Trevor Pryce	DT	Clemson
3	67	Dan Neil	G/C	Texas
4	124	Cory Gilliard	S	Ball State

1998				
Rd.	No.	Name	Pos.	School
1	30	Marcus Nash	WR	Tennessee
2	61	Eric Brown	S	Mississippi State
3	91	Brian Griese	QB	Michigan
4	122	Curtis Alexander	RB	Alabama
5	153	Chris Howard	RB	Michigan
7a	200	Trey Teague (from Philadelphia)	T	Tennessee
7b	219	Nate Wayne	LB	Mississippi

1999				
Rd.	No.	Name	Pos.	School
1	31	Al Wilson	LB	Tennessee
2a	58	Montae Reagor (from San Francisco)	DE	Texas Tech
2b	61	Lennie Friedman	G	Duke
3a	67	Chris Watson (from Carolina)	CB	Eastern Illinois
3b	93	Travis McGriff	WR	Florida
4	127	Olandis Gary	RB	Georgia
5a	158	David Bowens (from Dallas)	LB	Western Illinois
5b	167	Darwin Brown (compensatory selection)	CB	Texas Tech
6a	179	Desmond Clark (from Washington)	TE	Wake Forest
6b	204	Chad Plummer (compensatory selection)	WR	Cincinnati
7a	218	Billy Miller (from Washington)	WR	So. California
7b	238	Justin Swift	TE	Kansas State

2000				
Rd.	No.	Name	Pos.	School
1	15	Deltha O'Neal (from Baltimore)	CB	California
2a	40	Ian Gold	LB	Michigan
2b	45	Kenoy Kennedy (from Baltimore)	S	Arkansas
3	70	Chris Cole	WR	Texas A&M
4a	101	Jerry Johnson	DT	Florida State
4b	112	Cooper Carlisle (from Carolina)	G/T	Florida
5	154	Muneer Moore (from Seattle)	WR	Richmond
6	189	Mike Anderson (from St. Louis)	RB	Utah
7a	214	Jarius Jackson	QB	Notre Dame
7b	246	Leroy Fields (compensatory selection)	WR	Jackson State

2001				
Rd.	No.	Name	Pos.	School
1	24	Willie Middlebrooks	CB	Minnesota
2	51	Paul Toviessi	DE	Marshall



<i>(from Tampa Bay through Buffalo)</i>				
3	87	Reggie Hayward	DE	Iowa State
4a	113	Ben Hamilton	C	Minnesota
<i>(from Green Bay)</i>				
4b	120	Nick Harris	P	California
6	190	Kevin Kasper	WR	Iowa
2002				
Rd.	No.	Name	Pos.	School
1	19	Ashley Lelie	WR	Hawaii
2	51	Clinton Portis	RB	Miami (Fla.)
3	96	Dorsett Davis	DT	Mississippi State
<i>(from New England through Wash. and Balt.)</i>				
4	131	Sam Brandon	S	Nevada-Las Vegas
<i>(from New England)</i>				
5	144	Herb Haygood	WR	Michigan State
<i>(from New England)</i>				
6	191	Jeb Putzier	TE	Boise State
7a	228	Chris Young	S	Georgia Tech
<i>(from Atlanta)</i>				
7b	231	Monsanto Pope	DT	Virginia
2003				
Rd.	No.	Name	Pos.	School
1	20	George Foster	T	Georgia
2	51	Terry Pierce	LB	Kansas State
4a	108	Quentin Griffin	RB	Oklahoma
<i>(from Carolina)</i>				
4b	114	Nick Eason	DT	Clemson
4c	128	Bryant McNeal	DE	Clemson
<i>(from Green Bay through Carolina)</i>				
5a	157	Ben Claxton	C	Mississippi
<i>(from New England)</i>				
5b	158	Adrian Madise	WR	Texas Christian
6	194	Aaron Hunt	DE	Texas Tech
7a	227	Clint Mitchell	DE	Florida
7b	235	Ahmaad Galloway	RB	Alabama
2004				
Rd.	No.	Name	Pos.	School
1	17	D.J. Williams	LB	Miami (Fla.)
<i>(from Cincinnati)</i>				
2a	41	Tatum Bell	RB	Oklahoma State
<i>(from Washington)</i>				
2b	54	Darius Watts	WR	Marshall
3	85	Jeremy LeSueur	CB	Michigan
5	152	Jeff Shoate	CB	San Diego State
6a	171	Triandos Luke	WR	Alabama
<i>(from Washington)</i>				
6b	190	Josh Sewell	C	Nebraska
7a	225	Matt Mauck	QB	Louisiana State
7b	247	Brandon Miree	RB	Pittsburgh
7c	250	Bradlee Van Pelt	QB	Colorado State
2005				
Rd.	No.	Name	Pos.	School
2	56	Darrent Williams	CB	Oklahoma State
3a	76	Karl Paymah	CB	Washington State
<i>(from Washington)</i>				
3b	97	Domonique Foxworth	CB	Maryland
<i>(compensatory selection)</i>				
3c	101	Maurice Clarett	RB	Ohio State
<i>(compensatory selection)</i>				
6	200	Chris Myers	OL	Miami (Fla.)
7	239	Paul Ernster	K	Northern Arizona
2006				
Rd.	No.	Name	Pos.	School
1	11	Jay Cutler	QB	Vanderbilt
<i>(from St. Louis)</i>				
2	61	Tony Scheffler	TE	Western Michigan
4a	119	Brandon Marshall	WR	Central Florida
<i>(from Washington)</i>				
4b	126	Elvis Dumervil	DE	Louisville
4c	130	Domenik Hixon	WR	Akron
<i>(compensatory selection)</i>				
5	161	Chris Kuper	G	North Dakota
6	198	Greg Eslinger	C	Minnesota
2007				
Rd.	No.	Name	Pos.	School
1	17	Jarvis Moss	DE	Florida
<i>(from Jacksonville)</i>				
2	56	Tim Crowder	DE	Texas
3	70	Ryan Harris	T	Notre Dame
<i>(from Washington)</i>				
4	121	Marcus Thomas	DT	Florida
<i>(from Minnesota)</i>				

2008				
Rd.	No.	Name	Pos.	School
1	12	Ryan Clady	T	Boise State
2	42	Eddie Royal	WR	Virginia Tech
4	108	Kory Lichtensteiger	C	Bowling Green State
4	119	Jack Williams	CB	Kent State
<i>(from Washington)</i>				
5	139	Ryan Torain	RB	Arizona State
<i>(from Oakland)</i>				
5	148	Carlton Powell	DT	Virginia Tech
6	183	Spencer Larsen	LB	Arizona
<i>(from Houston)</i>				
7	220	Josh Barrett	S	Arizona State
7	227	Peyton Hillis	FB	Arkansas
<i>(from Tampa Bay)</i>				
2009				
Rd.	No.	Name	Pos.	School
1	12	Knowshon Moreno	RB	Georgia
1	18	Robert Ayers	DE	Tennessee
<i>(from Chicago)</i>				
2	37	Alphonso Smith	CB	Wake Forest
<i>(from Seattle)</i>				
2	48	Darcel McBath	S	Texas Tech
2	64	Richard Quinn	TE	North Carolina
<i>(from Pittsburgh)</i>				
4	114	David Bruton	S	Notre Dame
4	132	Seth Olsen	G	Iowa
<i>(from Pittsburgh)</i>				
5	141	Kenny McKinley	WR	South Carolina
<i>(from Baltimore through N.E., Phi. and Cle.)</i>				
6	174	Tom Brandstater	QB	Fresno State
<i>(from Detroit)</i>				
7	225	Blake Schlueter	C	Texas Christian
2010				
Rd.	No.	Name	Pos.	School
1	22	Demaryius Thomas	WR	Georgia Tech
<i>(from New England)</i>				
1	25	Tim Tebow	QB	Florida
<i>(from Baltimore)</i>				
2	45	Zane Beadles	G	Utah
3	80	J.D. Walton	C	Baylor
3	87	Eric Decker	WR	Minnesota
<i>(from Philadelphia)</i>				
5	137	Perrish Cox	CB	Oklahoma State
<i>(from Cleveland through Philadelphia)</i>				
6	183	Eric Olsen	C	Notre Dame
7	225	Syd'Quan Thompson	CB	California
<i>(from Pittsburgh through Tampa Bay)</i>				
7	232	Jammie Kirlew	LB	Indiana
<i>(from Baltimore through Tampa Bay)</i>				
2011				
Rd.	No.	Name	Pos.	School
1	2	Von Miller	LB	Texas A&M
2	45	Rahim Moore	S	UCLA
<i>(from San Francisco)</i>				
2	46	Orlando Franklin	T	Miami (Fla.)
<i>(from Miami)</i>				
3	67	Nate Irving	LB	North Carolina St.
4	108	Quinton Carter	S	Oklahoma
<i>(from San Francisco)</i>				
4	129	Julius Thomas	TE	Portland State
<i>(from Green Bay)</i>				
6	189	Mike Mohamed	LB	California
<i>(from New Orleans through New England)</i>				
7	204	Virgil Green	TE	Nevada
<i>(from Carolina through Green Bay)</i>				
7	247	Jeremy Beal	DE	Oklahoma
<i>(compensatory selection)</i>				
2012				
Rd.	No.	Name	Pos.	School
2	36	Derek Wolfe	DT	Cincinnati
<i>(from Tampa Bay)</i>				
2	57	Brock Osweiler	QB	Arizona State
3	67	Ronnie Hillman	RB	San Diego State
<i>(from Cleveland)</i>				
4	101	Omar Bolden	CB	Arizona State
<i>(from Jacksonville through Tampa Bay)</i>				
4	108	Philip Blake	C	Baylor
<i>(from N.Y. Jets)</i>				
5	137	Malik Jackson	DE	Tennessee
<i>(from St. Louis)</i>				
6	188	Danny Trevathan	LB	Kentucky
<i>(from N.Y. Jets)</i>				

MISCELLANEOUS PLAYER MOVEMENT HISTORY

EQUALIZATION, EXPANSION DRAFTS

- 1962 — AFL Equalization Draft:** Broncos obtain OG John Denvir from San Diego, OE Jerry Richardson from San Diego, QB Richie Lucas from Buffalo, DT Ike Lassiter from Dallas and HB Charles Bolden from Houston.
- 1966 — Expansion Draft:** Broncos lost LB Tom Erlandson, DE Ed Cooke, OG Tommy Nomina and DB John McGeever to the Miami Dolphins.
- 1968 — Expansion Draft:** Broncos lost RB Cookie Gilchrist, OG Pat Matson, LB Henry Sorrell, RB Mike Kellogg and DB Lonnie Wright to the Cincinnati Bengals.
- 1976 — Expansion Draft:** Broncos lost T Mike Current and DT Bubba Bridges to Tampa Bay and DB Steve Taylor to Seattle.
- 1995 — Expansion Draft:** Broncos lost WR Cedric Tillman to the Jacksonville Jaguars and FS Charles Swann to the Carolina Panthers.
- 1999 — Expansion Draft:** Broncos lost WR Justin Armour to the Cleveland Browns.
- 2001 — Expansion Draft:** No Broncos players taken by the Houston Texans.

PLAN B FREE AGENT SIGNINGS/LOSSES (1989-92)

- 1989 — Signed:** T Paul Blair (Chi.), DE Alphonso Carreker (G.B.), T Bill Contz (N.O.), TE Doug Cosbie (Dal.), LB Scott Curtis (Phi.), RB Kerry Goode (T.B.), CB Wymon Henderson (Min.), LB Blake Peterson (Was.), RB Reggie Ware (L.A. Raiders), CB Dennis Woodberry (Was.), WR Michael Young (L.A. Rams). **Lost:** DE Walt Bowyer (K.C.), WR Sam Graddy (L.A. Raiders), WR Jason Johnson (Pit.).
- 1990 — Signed:** LB Ty Allert (Phi.), RB Lorenzo Hampton (Mia.), WR Jason Johnson (Pit.), TE David Little (Phi.), DE Mark Mraz (L.A. Raiders), CB Elliott Smith (S.D.), LB Rod Stephens (Sea.), TE Chris Verhulst (Hou.), DE Robb White (N.Y. Giants). **Lost:** TE Pat Kelly (N.Y. Jets), LB Bruce Klostermann (L.A. Raiders), C Mike Ruether (Atl.), LB Randy Thornton (N.Y. Giants).
- 1991 — Signed:** CB Charles Dimry (Atl.), G Crawford Ker (Dal.), FB Robert Perryman (Dal.). **Lost:** LB Marc Munford (K.C.), RB Kerry Porter (Hou.).
- 1992 — Signed:** TE Robert Awalt (Dal.), G/T Elbert Crawford (N.E.), QB Steve Pelleur (K.C.), T Frank Pollack (S.F.). **Lost:** S Randy Robbins (N.E.).

UNRESTRICTED FREE AGENT SIGNINGS/LOSSES (1993-2012)

- 1993 — Signed:** RB Rod Bernstine (S.D.), RB Robert Delpino (L.A. Rams), G Brian Habib (Min.), T Don Maggs (Hou.), LB Dave Wyman (Sea.). **Lost:** LB Michael Brooks (N.Y. Giants), WR Mark Jackson (N.Y. Giants).
- 1994 — Signed:** WR Jeff Campbell (Det.), CB Ray Crockett (Det.), LB Richard Harvey (Buf.), CB Randy Hilliard (Cle.), WR Anthony Miller (S.D.). **Lost:** WR Vance Johnson (S.D.).
- 1995 — Signed:** RB Aaron Craver (Mia.), LB Britt Hager (Phi.), S Tim Hauck (G.B.), DT James Jones (Cle.), OL Bill Lewis (Ari.), DT Mike Lodish (Buf.), WR Ed McCaffrey (S.F.), T Reggie McElroy (Min.), QB Bill Musgrave (S.F.), DT Michael Dean Perry (Cle.), G Mark Schlereth (Was.), T Bill Schultz (Hou.), CB Eric Thomas (N.Y. Jets), T Broderick Thompson (Phi.), CB Lionel Washington (L.A. Raiders). **Lost:** LB Richard Harvey (N.O.), T Kirk Scrafford (S.F.), DT Ted Washington (Buf.), C/G Dave Widell (Jac.).
- 1996 — Signed:** CB Toi Cook (N.O.), DT Jumpy Geathers (Atl.), RB Vaughn Hebronn (Phi.), LB Bill Romanowski (Phi.), WR Mike Sherrard (N.Y. Giants), DE Aaron Wallace (Oak.), DE Alfred Williams (S.F.). **Lost:** DT Shane Dronett (Atl.).
- 1997 — Signed:** LB Arnold Ale (S.D.), WR Flipper Anderson (Was.), QB Bubby Brister, S Dedrick Dodge (S.F.), CB Darrien Gordon (S.D.), WR Willie Green (Car.), FB Howard Griffith (Car.), RB Derek Loville (S.F.), RB Anthony Lynn (S.F.), LB Godfrey Myles (Dal.), DE Neil Smith (K.C.), T Harry Swayne (S.D.), DT Keith Traylor (K.C.). **Lost:** RB Aaron Craver (S.D.), S Tim Hauck (Sea.), S Rondell Jones (Bal.), DE Jeff Robinson (Stl.), OL Ralph Tamm (K.C.).
- 1998 — Signed:** QB Doug Nussmeier (N.O.), DE Marvin Washington (S.F.). **Lost:** LB Allen Aldridge (Det.), G Brian Habib (Sea.).
- 1999 — Signed:** T Tony Berti (Sea.), CB Dale Carter (K.C.), DE Carl Reeves (Chi.). **Lost:** LB Keith Burns (Chi.), WR Willie Green (Mia.), T Harry Swayne (Bal.), DE Marvin Washington (S.F.).
- 2000 — Signed:** DE Lester Archambeau (Atl.), G David Diaz-Infante (Phi.), QB Gus Frerotte (Det.), DT Bob Kuberski (N.E.), CB Jeremy Lincoln (N.Y. Giants), LB Ricardo McDonald (Chi.), DE Kavika Pittman (Dal.), CB Darryl Pounds (Was.). **Lost:** DT Paul Grasmanis (Phi.), CB Tory James (Oak.), TE Shannon Sharpe (Bal.).
- 2001 — Signed:** T Ethan Brooks (Ari.), FB Tony Carter (N.E.), LB Henri Crockett (Atl.), T Todd Fordham (Jac.), TE Patrick Hape (T.B.), WR Eddie Kennison (Chi.), DT Leon Lett (Dal.), CB Denard Walker (Ten.). **Lost:** CB Ray Crockett (K.C.), TE Byron Chamberlain (Min.).
- 2002 — Signed:** DT Lionel Dalton (Bal.), LB Terry Killens (S.F.), S Izell Reese (Dal.), T Ephraim Salaam (Atl.). **Lost:** CB Eric Davis (Det.), QB Gus Frerotte (Cin.), T Trey Teague (Buf.).
- 2003 — Signed:** DT Daryl Gardener (Was.), G Heath Irwin (Stl.), QB Jake Plummer (Ari.). **Lost:** RB Olandis Gary (Buf.), CB Tyrone Poole (N.E.), DT Montae Reagor (Ind.), Izell Reese (Buf.).
- 2004 — Signed:** DE Marco Coleman (Phi.), T Cornell Green (T.B.), QB Mike Quinn (Hou.), TE O.J. Santiago (Oak.), TE Jed Weaver (S.F.). **Lost:** DE Bertrand Berry (Ari.), LB Keith Burns (T.B.), WR Chris Cole (Oak.), LB Ian Gold (T.B.).
- 2005 — Signed:** TE Stephen Alexander (Det.), LB Keith Burns (T.B.), RB Ron Dayne (N.Y. Giants), G Cameron Spikes (Ari.). **Lost:** DE Reggie Hayward (Jac.), S Kenoy Kennedy (Det.), LB Donnie Spragan (Mia.).
- 2006 — Signed:** LB Nate Webster (Cin.). **Lost:** DT Monsanto Pope (N.Y. Jets).
- 2007 — Signed:** TE Daniel Graham (N.E.), LB Warrick Holdman (Was.), G Montrae Holland (N.O.), LB D.D. Lewis (Sea.), P Todd Sauerbrun (N.E.), RB Paul Smith (Stl.). **Lost:** G Cooper Carlisle (Oak.), DE Patrick Chukwurah (T.B.), DT Michael Myers (Cin.).
- 2008 — Signed:** LB Boss Bailey (Det.), WR Keary Colbert (Car.), LB Niko Koutouvides (Sea.), S Marquand Manuel (Car.), WR Samie Parker (K.C.), RB Michael Pittman (T.B.), C Casey Wiegmann (K.C.). **Lost:** K Jason Elam (Atl.), S Nick Ferguson (Hou.).
- 2009 — Signed:** RB J.J. Arrington (Ari.), RB Correll Buckhalter (Phi.), LB Andra Davis (Cle.), S Brian Dawkins (Phi.), DT Ronald Fields (S.F.), WR Jabar Gaffney (N.E.), CB André Goodman (Mia.), T Brandon Gorin (Stl.), S Renaldo Hill (Mia.), RB LaMont Jordan (N.E.), LS Lonie Paxton (N.E.), DL/LB Darrell Reid (Ind.), QB Chris Simms (Ten.), G Scott Young (Cle.). **Lost:** CB Karl Paymah (Min.).
- 2010 — Signed:** DL Justin Bannan (Bal.), DL Jarvis Green (N.E.), LB Nick Griesen (Den.), CB Nate Jones (Mia.). **Lost:** G/C Ben Hamilton (Sea.), DL Vonnie Holliday (Was.).
- 2011 — Signed:** TE Daniel Fells (Stl.), TE Dante Rosario (Car.), DT Marcus Thomas (Den.). **Lost:** OL Ryan Harris (Phi.), DL Ronald Fields (Car.).
- 2012 — Signed:** S Mike Adams (Cle.), WR Andre Caldwell (Cin.), TE Joel Dreessen (Hou.), QB Caleb Hanie (Chi.), CB Tracy Porter (N.O.), TE Jacob Tamme (Ind.). **Lost:** DT Brodrick Bunkley (N.O.), TE Daniel Fells (N.E.), LB Mario Haggan (Stl.), Derrick Harvey (Cin.), FB Spencer Larsen (N.E.), QB Brady Quinn (K.C.), TE Dante Rosario (S.D.), WR Eddie Royal (S.D.), CB Jonathan Wilhite (Chi.).

BRONCOS MAJOR TRADE HISTORY

2011

Obtained 2nd-2011 (S Rahim Moore), 4th-2011 (S Quinton Carter) and 5th-2011 [traded to Green Bay (TE D.J. Williams)] from San Francisco in exchange for 2nd-2011 (QB Colin Kaepernick).
 Obtained 4th-2011 (TE Julius Thomas) and 7th-2011 (TE Virgil Green) from Green Bay in exchange for 5th-2011 (TE D.J. Williams) and 6th-2011 (LB D.J. Smith).
 Obtained DT Brodrick Bunkley from Philadelphia in exchange for a 6th-2012 (WR Marvin McNutt).
 Obtained a 5th-2012 (DE Malik Jackson) from St. Louis in exchange for WR Brandon Lloyd.
 Obtained a 4th-2012 (C Philip Blake) and 6th-2012 (LB Danny Trevathan) from the N.Y. Jets in exchange for QB Tim Tebow and a 7th-2012 (DE Greg Scruggs).
 Obtained a 1st-2012 [traded to Tampa Bay (RB Doug Martin)] and a 4th-2012 [traded to Tampa Bay (DE Jared Crick)] from New England in exchange for a 1st-2012 (LB Dont'a Hightower).
 Obtained a 2nd-2012 (DE Derek Wolfe) and a 4th-2012 (CB Omar Bolden) from Tampa Bay in exchange for a 1st-2012 (RB Doug Martin) and a 4th-2012 (DE Jared Crick).
 Obtained a 3rd-2012 (RB Ronnie Hillman) from Cleveland in exchange for a 3rd-2012 (DT John Hughes) and a 4th-2012 (LB James-Michael Johnson).

2010

Obtained QB Brady Quinn from Cleveland in exchange for RB Peyton Hillis, 6th-2011 and a conditional 2012 draft selection.
 Obtained 2nd-2010 [traded to Baltimore (LB Sergio Kindle)] and 2nd-2011 from Miami in exchange for WR Brandon Marshall.
 Obtained 5th-2010 (CB Perrish Cox) from Philadelphia through Cleveland in a three-way trade that sent TE Tony Scheffler to Detroit along with 7th-2010 [traded to Philadelphia (LB Jamar Chaney)].
 Obtained 1st-2010 [traded to Philadelphia (DE Brandon Graham)] and 4th-2010 [traded to New England (TE Aaron Hernandez)] from San Francisco for 1st-2010 (T Anthony Davis).
 Obtained 1st-2010 [traded to Dallas via New England (WR Dez Bryant)], 3rd-2010 [traded to Baltimore (TE Ed Dickson)] and 3rd-2010 (WR Eric Decker) from Philadelphia in exchange for 1st-2010 (DE Brandon Graham).
 Obtained 1st-2010 (WR Demaryius Thomas) from New England in exchange for 1st-2010 [traded to Dallas (WR Dez Bryant)] and 4th-2010 (TE Aaron Hernandez).
 Obtained 1st-2010 (QB Tim Tebow) from Baltimore in exchange for 2nd-2010 (LB Sergio Kindle), 3rd-2010 (TE Ed Dickson) and 4th-2010 (TE Dennis Pitta).
 Obtained 7th-2010 (CB Syd'Quan Thompson) and 7th-2010 (LB Jammie Kirlew) from Tampa Bay in exchange for 5th-2011.
 Obtained LB Joe Mays from Philadelphia in exchange for RB J.J. Arrington.
 Obtained TE Dan Gronkowski from Detroit in exchange for CB Alphonso Smith.
 Obtained RB Laurence Maroney and a 6th-2011 [traded to Minnesota through Cleveland (T DeMarcus Love)] from New England in exchange for a 4th-2011 [traded to Seattle (LB K.J. Wright)].

2009

Obtained QB Kyle Orton, 1st-2009 (DE Robert Ayers), 3rd-2009 [traded to Pittsburgh (WR Mike Wallace)] and 1st-2010 [traded to San Francisco (T Anthony Davis)] from Chicago in exchange for QB Jay Cutler and 5th-2009 (WR Johnny Knox).
 Obtained 2nd-2009 (CB Alphonso Smith) from Seattle in exchange for 1st-2010 (S Earl Thomas).
 Obtained 2nd-2009 (TE Richard Quinn) and 4th-2009 (G Seth Olsen) from Pittsburgh in exchange for 3rd-2009 (G Kraig Urbik) and 3rd-2009 (WR Mike Wallace).
 Obtained 5th-2009 (WR Kenny McKinley) from Baltimore through New England, Philadelphia and Cleveland in exchange for 5th-2009 (TE Davon Drew) and 6th-2009 (RB Cedric Peerman).
 Obtained 6th-2009 (QB Tom Brandstater) from Detroit in exchange for 7th-2009 (LB Zack Follett) and 5th-2010.
 Obtained DL Le Kevin Smith and a 7th-2010 from New England [traded to Washington via Philadelphia and New England (T Selvish Capers)] in exchange for 5th-2010 [traded to New Orleans through Oakland and Jacksonville (C Matt Tennant)].
 Obtained OL Russ Hochstein from New England in exchange for 7th-2010 [traded to Washington via Philadelphia (T Selvish Capers)].

2008

Obtained 5th-2009 [traded to Chicago (WR Johnny Knox)] from Seattle in exchange for WR Keary Colbert.
 Obtained 7th-2009 [traded to Detroit (LB Zack Follett)] from Atlanta in exchange for CB Dominique Foxworth.
 Obtained 5th-2010 from Dallas [traded to New Orleans through New England, Oakland and Jacksonville (C Matt Tennant)] in exchange for G Montrae Holland.
 Obtained DT Dewayne Robertson from N.Y. Jets in exchange for a conditional 2009 draft pick (did not meet conditions).
 Obtained 6th-2008 (FB/LB Spencer Larsen) from Houston in exchange for C Chris Myers.

2007

Obtained 5th-2008 (RB Ryan Torain) from Oakland in exchange for DT Gerard Warren.
 Obtained DT Jimmy Kennedy from St. Louis in exchange for 6th-2008 [traded to Washington (CB Kareem Moore)].
 Obtained 4th-2007 (DT Marcus Thomas) from Minnesota in exchange for 6th-2007 (LB Rufus Alexander), 7th-2007 (WR Chandler Williams) and 3rd-2008 [traded to Kansas City (RB Jamaal Charles)].
 Obtained 1st-2007 (DE Jarvis Moss) from Jacksonville in exchange for 1st-2007 (S Reggie Nelson), 3rd-2007 [traded to Baltimore (T Marshal Yanda)] and 6th-2007 [traded to Atlanta (C Doug Datish)].
 Obtained 7th-2008 (FB Peyton Hillis) from Tampa Bay in exchange for QB Jake Plummer.
 Obtained CB Dré Bly and 6th-2007 [traded to Minnesota (LB Rufus Alexander)] from Detroit in exchange for RB Tatum Bell, T George Foster and 5th-2007 (LB Johnny Baldwin).

2006

Obtained 3rd-2007 (T Ryan Harris) and 4th-2008 (CB Jack Williams) from Washington in a three-way trade in which Denver WR Ashley Lelie was sent to Atlanta, which traded RB T.J. Duckett to Washington.
 Obtained WR Javon Walker from Green Bay in exchange for 2nd-2006 [traded to Atlanta (CB Jimmy Williams)].
 Obtained 1st-2006 (QB Jay Cutler) from St. Louis in exchange for 1st-2006 (CB Tye Hill) and 3rd-2006 (DT Claude Wroten).
 Obtained 2nd-2006 [traded to Green Bay (then traded to Atlanta (CB Jimmy Williams)) in exchange for WR Javon Walker] and 3rd-2006 [traded to St. Louis (TE Dominique Byrd)] from San Francisco in exchange for 1st-2006 (LB Manny Lawson).
 Obtained 1st-2006 [traded to St. Louis (CB Tye Hill) with 3rd-2006 (DT Claude Wroten) for 1st-2006 (QB Jay Cutler)] from Atlanta in exchange for 1st-2006 [traded to N.Y. Jets (C Nick Mangold)], 3rd-2006 [traded to St. Louis (TE Dominique Byrd)] and 4th-2007 [traded to Minnesota and then traded back to Denver (DT Marcus Thomas)].

2005

Obtained DE John Engelberger from San Francisco in exchange for CB Willie Middlebrooks.
 Obtained P Todd Sauerbrun from Carolina in exchange for 7th-2006 (DE Stanley McClover) and P Jason Baker.
 Obtained 3rd-2005 (CB Karl Paymah), 1st-2006 [traded to San Francisco (LB Manny Lawson) in exchange for 2nd-2006 [traded to Green Bay (then traded pick to Atlanta (CB Jimmy Williams) in exchange for WR Javon Walker], 3rd-2006 [traded to St. Louis (TE Dominique Byrd)] and 4th-2006 (WR Brandon Marshall) from Washington in exchange for 1st-2005 (QB Jason Campbell).
 Obtained DE Ebenezer Ekuban and DT Michael Myers from Cleveland in exchange for RB Reuben Droughns.
 Obtained DT Gerard Warren from Cleveland in exchange for 4th-2005 [traded through Seattle, Carolina, Green Bay and Philadelphia (T Todd Herremans)].

MAJOR TRADES, CONT.

2004

Obtained DT Ellis Johnson from Atlanta in exchange for 5th-2005 (LB Michael Boley).
Obtained 1st-2004 (LB D.J. Williams) from Cincinnati in exchange for 1st-2004 [traded to St. Louis (RB Steven Jackson) for 1st-2004 (RB Chris Perry) and 4th-2004 (T Stacy Andrews)], 4th-2004 (DE Robert Geathers) and CB Deltha O'Neal.
Obtained 2nd-2004 (RB Tatum Bell) and CB Champ Bailey from Washington in exchange for RB Clinton Portis.

2003

Obtained 6th-2004 (WR Triandos Luke) from Washington in exchange for DT Lionel Dalton.
Obtained 4th-2003 (DE Bryant McNeal) and 5th-2003 (C Ben Claxton) from New England in exchange for 4th-2003 (CB Asante Samuel).
Obtained 4th-2003 (RB Quentin Griffin), 4th-2003 [traded to New England (CB Asante Samuel) in exchange for 4th-2003 (DE Bryant McNeal) and 5th-2003 (C Ben Claxton)] and 7th-2003 (DE Clint Mitchell) from Carolina in exchange for 3rd-2003 (DB Ricky Manning).

2002

Obtained 4th-2002 (S Sam Brandon) and 5th-2002 (WR Herb Haygood) from New England in exchange for 4th-2002 (QB Rohan Davey).
Obtained 3rd-2002 (DT Dorsett Davis) from Baltimore in exchange for 4th-2002 (P Dave Zastudil) and 5th-2002 (TE Terry Jones).

2001

Obtained 7th-2002 (S Chris Young) from Atlanta in exchange for LB Henri Crockett.
Obtained 4th-2002 [traded to Baltimore (P Dave Zastudil), along with 5th-2002 (TE Terry Jones)] from Atlanta in exchange for 7th-2001 (S Corey Hall), 7th-2001 (G Kynan Forney) and 7th-2001 (DE Ronald Flemons).
Obtained 2nd-2001 (DE Paul Toviessi) from Buffalo in exchange for 2nd-2001 (RB Travis Henry) and 4th-2001 (LB Brandon Spoon).

2000

Obtained 4th-2001 [traded back to Buffalo (LB Brandon Spoon) along with 2nd-2001 (RB Travis Henry)] in exchange for 2nd-2001 (DE Paul Toviessi) from Buffalo in exchange for CB Chris Watson.
Obtained 4th-2001 (C Ben Hamilton) from Green Bay in exchange for LB Nate Wayne.
Obtained WR Robert Scott from Green Bay in exchange for conditional draft choice.
Obtained 5th-2000 (WR Muneer Moore) from Seattle in exchange for 6th-2000 (WR James Williams) and 7th-2000 (DB Clifton Black).
Obtained 1st-2000 (CB Deltha O'Neal) and 2nd-2000 (S Kenoy Kennedy) from Baltimore in exchange for 1st-2000 (WR Travis Taylor).
Obtained 6th-2000 (RB Mike Anderson) from St. Louis in exchange for RB Derek Loville.
Obtained S Billy Jenkins from St. Louis in exchange for 5th-2000 (DE Brian Young) and 5th-2001 (traded by St. Louis to Washington: WR Darnerian McCants).
Obtained 7th-2001 [traded to Atlanta (G Kynan Forney)] from Green Bay in exchange for LB David Bowens.

1999

Obtained 7th-2000 [traded to Seattle (DB Clifton Black) along with 6th-2000 (WR James Williams) in exchange for 5th-2000 (WR Muneer Moore)] and 7th-2001 [traded to Atlanta (S Corey Hall) along with 7th-2001 (G Kynan Forney) and 7th-2001 (DE Ronald Flemons) in exchange for 4th-2002] from Washington in exchange for CB Tito Paul.
Obtained RB John Avery from Miami in exchange for WR Marcus Nash.
Obtained 6th-1999 (TE Desmond Clark) and 7th-1999 (WR Billy Miller) from Washington in exchange for 5th-1999 (T Derek Smith).
Obtained 3rd-1999 (CB Chris Watson) and 4th-2000 (G/T Cooper Carlisle) from Carolina in exchange for QB Jeff Lewis.

1998

Obtained 5th-1999 (DE/LB David Bowens) from Dallas in exchange for TE Kendell Watkins.
Obtained 7th-1998 (T Trey Teague) from Philadelphia in exchange for 6th-1999 (WR Troy Smith).
Obtained 2nd-1999 (DE Montae Reagor) from San Francisco in exchange for T Jamie Brown.

1997

Obtained 3rd-1997 (G Dan Neil) from N.Y. Jets for 3rd-1997 (WR Dedric Ward), 6th-1997 (QB Chuck Clements), 7th-1997 (Jason Ferguson) and 6th-1998 (Dustin Johnson).
Obtained T Tony Jones from Baltimore for 2nd-1997 (DB Kim Herring).

1996

Obtained WR Todd Kinchen from St. Louis for 5th-1997 (Taje Allen).
Obtained 2nd-1996 [traded to Baltimore (CB Deron Jenkins) for three more picks: 3rd-1996 (RB Detron Smith), 4th-1996 (QB Jeff Lewis) and 7th-1996 (T Leslie Ratliffe)] and 7th-1996 (P Brian Grager) from Detroit in exchange for RB/KR Glyn Milburn.
Obtained 4th-1996 (S Darrius Johnson), 5th-1996 (WR Patrick Jeffers) and 7th-1996 (RB L.T. Levine) from Carolina for 4th-1996 (Emmanuel McDaniel).

1995

Obtained 4th-1995 (T Jamie Brown) and 6th-1995 (RB Terrell Davis) from Minnesota in exchange for 4th-1995 (QB Chad May).

1994

Obtained 4th-1995 (LB Ken Brown) from Los Angeles Rams in exchange for QB Tommy Maddox.
Obtained 7th-1994 (C Tom Nalen) from New York Giants in exchange for WR Arthur Marshall.
Obtained WR Mike Pritchard and 7th-1995 (TE Byron Chamberlain) from Atlanta in exchange for 3rd-1994 (G Alai Kalanuivalu) and 1st-1995 (dealt to Minnesota, which selected WR Derrick Alexander).
Obtained DT Ted Washington from San Francisco in exchange for 5th-1994 (to Green Bay: Dorsey Levens).
Obtained CB Ben Smith from Philadelphia for 3rd-1995 (WR Chris T. Jones) and 5th-1996 (Whit Marshall).

1993

Obtained T Gary Zimmerman from Minnesota in exchange for 1st-1994 (Dewayne Washington), 6th-1994 (Andrew Jordan) and 2nd-1995 (Orlando Thomas).
Obtained 7th-1994 (Butler By'not'e) from Green Bay in exchange for G Doug Widell.
Obtained undisclosed conditional draft choice from Minnesota in exchange for WR Vance Johnson.
Obtained 1st-1993 (Dan Williams) from Cleveland for 1st-1993 (Steve Everitt) and 3rd-1993 (Mike Caldwell).
Obtained 3rd-1993 (Rondell Jones) from L.A. Raiders for RB Gaston Green.
Obtained 3rd-1993 (dealt to Cleveland: Mike Caldwell) and 7th-1993 (Clarence Williams) from Atlanta for S Alton Montgomery.

1992

Obtained RB Sammie Smith from Miami for RB Bobby Humphrey.
Obtained 7th-1992 (Jim Johnson) and 8th-1992 (Dietrich Lockridge) from New York Jets in exchange for 6th-1992 (Jeff Blake).
Obtained 7th-1992 (Ron Geater) from Tampa Bay in exchange for WR Ricky Nattiel.

1991

Obtained T Harvey Salem from Detroit in exchange for 3rd-1992 (Thomas McLemore).
Obtained RB Gaston Green and 4th-1991 (Derek Russell) from L.A. Rams for T Gerald Perry and 12th-1991 (Jeff Pahuokoa).

1990

Obtained DE David Galloway from Phoenix for 8th-1991 (Greg Amsler).
Obtained T/C David Widell from Dallas for 7th-1991 (Leon Left).
Obtained 8th-1991 (traded back to Phoenix: Greg Amsler) from Phoenix for TE David Little.
Obtained 10th-1990 (James Szymanski) from Los Angeles Raiders for 11th-1990 (Ron Lewis).
Obtained 5th-1990 (Jeff Davidson) from New England for 4th-1991 (dealt to Pittsburgh: Sammy Walker).

1989

Obtained DE Ron Holmes from Tampa Bay for 4th-1990 (Tony Mayberry).
 Obtained DE Kevin Brooks and 4th-1990 (Jeroy Robinson) from Dallas for 3rd-1990 (dealt to New England: Greg McMurtry).
 Obtained K David Treadwell from Phoenix in exchange for 12th-1990 (Ken McMichel).
 Obtained 1st-1989 (Steve Atwater), 2nd-1989 (Warren Powers), and a 5th-1989 (Darren Carrington) from Cleveland for 1st-1989 (Eric Metcalf).

1988

Obtained FB Calvin Thomas from Chicago in exchange for undisclosed conditional draft choice.
 Obtained NT Shawn Knight from New Orleans for NT Ted Gregory.
 Obtained undisclosed future draft choice from Washington in exchange for RB/TE Bobby Micho.
 Obtained C Mike Ruether from Phoenix in exchange for LB Ricky Hunley.
 Obtained RB Tony Dorsett from Dallas in exchange for conditional 5th-1989 (Jeff Roth).
 Obtained rights to S Kip Corrington from Detroit in exchange for conditional undisclosed future draft choice.

1987

Obtained 10th-1988 (Channing Williams) from Pittsburgh for LB Ken Woodard.
 Obtained G Stefan Humphries from Chicago for P Bryan Wagner.
 Obtained C/G Larry Lee from Miami for 8th-1988 (Louis Cheek).

1986

Obtained 11th-1987 (Steve Roberts) and undisclosed future draft choice (7th-1988; Pat Kelly) from Los Angeles Rams in exchange for LB Steve Busick.
 Obtained CB Mark Haynes from the New York Giants in exchange for 2nd-1986 (Pepper Johnson) and 6th-1986 (obtained from Tampa Bay; Giants selected Ron Brown), and 2nd-1987 (Adrian White).

1985

Obtained TE Mike Barber from Los Angeles Rams in exchange for 12th-1986 (Marcus DuPree).
 Obtained 2nd-1985 (Vance Johnson) from Houston in exchange for 2nd-1985 (obtained from Tampa Bay; Houston selected Richard Byrd) and 5th-1985 (Lee Johnson).
 Obtained 6th-1986 (Orson Mobley) from Green Bay in exchange for QB Scott Brunner.

1984

Obtained 6th-1986 (traded to Giants in 1986 in Mark Haynes deal; Giants selected Ron Brown) from Tampa Bay in exchange for DE Brison Manor.
 Obtained rights to LB Ricky Hunley from Cincinnati for 1st-1986 (Tim McGee), 3rd-1986 (David Fulcher) and 5th-1987 (Greg Horne).
 Obtained WR Butch Johnson from Houston in exchange for 3rd-1985 (Mike Kelley).
 Obtained WR Dave Logan from Cleveland in exchange for 4th-1984 (Rickey Bolden).
 Obtained QB Scott Brunner from New York Giants in exchange for 4th-1984 (Gary Reasons).
 Obtained 4th-1984 (Randy Robbins) and conditional undisclosed future draft choice (2nd-1985; traded to Houston: Richard Byrd) from Tampa Bay in exchange for QB Steve DeBerg.
 Obtained TE Eason Ramson from San Francisco in exchange for 5th-1984 (dealt to Atlanta: Cliff Benson).
 Obtained LB Stan Blinks from New York Jets in exchange for 6th-1985 (Rich Miano).

1983

Obtained 5th-1985 (Billy Hinson) from Miami in exchange for LB Larry Evans.
 Obtained 8th-1984 (Winford Hood) from Green Bay in exchange for DE Greg Boyd.
 Obtained rights to QB John Elway from Baltimore for G Chris Hinton, 1st-1984 (Ron Solt) and QB Mark Herrmann.

1982

Obtained 4th-1984 (dealt to Cleveland for Dave Logan; Cleveland selected Rickey Bolden) from New Orleans in exchange for T Kelvin Clark.
 Obtained S J.T. Thomas from Pittsburgh in exchange for 8th-1983 (Henry Odom).
 Obtained linebacker Robert L. Jackson from Cleveland for 6th-1982 (Mike Whitwell).
 Obtained 1st-1982 (Gerald Willhite) and 4th-1982 (Dan Plater) from Buffalo Bills for 1st-1982 (Perry Tuttle).

1981

Obtained QB Steve DeBerg from San Francisco for 4th-1983 (dealt to Rams: Chuck Nelson).
 Obtained WR Wade Manning from Buffalo for 8th-1982 (dealt to Dallas: George Peoples).
 Obtained future undisclosed draft choice (5th-1983; Bruce Baldwin) from New Orleans for LB Rob Nairne.
 Obtained RB Tony Reed from Kansas City for 3rd-1981 (Roger Taylor) and 4th-1982 (Stuart Anderson).

1980

Obtained WR Emery Moorehead from New York Giants for 8th-1981 (Mark Reed).
 Obtained RB Don Hardeman from Baltimore for 12th-1980 (Marvin Sims).
 Obtained CB Perry Smith from St. Louis for 8th-1980 (Grant Hudson) and 10th-1981 (Jim Joiner).
 Obtained RB Lawrence McCutcheon from Los Angeles for 3rd-1982 (dealt to Houston; Robert Abraham).
 Obtained QB Matt Robinson from N.Y. Jets for 1st-1980 (dealt to San Francisco: Jim Stuckey), 2nd-1980 (Ralph Clayton) and QB Craig Penrose.

1979

Obtained 8th-1980 (Don Coleman) from Baltimore for P Bucky Dilts.
 Obtained 2nd-1980 (Rulon Jones) and 5th-1980 (Laval Short) and 3rd-1981 (traded to Kansas City: Roger Taylor) for DE Lyle Alzado.

1978

Obtained OT Tom Neville from New England for 10th-1979.
 Obtained DB Charlie West and 6th-1979 (Jeff McIntyre) for TE Bill Gay.
 Obtained future undisclosed draft choice from Detroit for center Mike Montler.

1977

Obtained RB Jim Jensen from Dallas for 6th-1979 (Martin Cox).
 Obtained OT Andy Maurer from San Francisco for 9th-1978 (Steve McDaniels).
 Obtained C Mike Montler from Buffalo for 2nd-1979 (Jim Haslett).
 Obtained DB Bernard Jackson from Cincinnati for 3rd-1978 (Don Bass) and 7th-1978 (G Dan Bass).
 Obtained QB Craig Morton from the New York Giants for QB Steve Ramsey and 5th-1978 (Brian DeRoo).

1976

Obtained LB Godwin Turk from New York Jets for 5th-1977 (Gary Gregory).
 Obtained OT Bill Bain from Green Bay for 3rd-1977 (Rick Scribner).
 Obtained 9th-1976 (Jim Lisko) from St. Louis for DB Jeff Severson.

1975

Obtained DB Jeff Severson from Houston for 7th-1976 (Larry Harris).
 Obtained past considerations from Kansas City for TE Billy Masters.
 Obtained C Phil Olsen from Los Angeles for WR Otto Stowe, 3rd-1976 and 6th-1977 (Art Best).
 Obtained DB Clarence Ellis from Atlanta for DB Charles Greer, WR Jerry Simmons and 6th-1976 (Stan Varner).
 Obtained DT Greg Marx and 5th-1975 (Stan Rogers) from Atlanta for G Larron Jackson.

MAJOR TRADES, CONT.

1974

Obtained 4th-1975 (Steve Taylor) from Kansas City for LB Tom Graham.
 Obtained 10th-1975 (Hank Englehardt) from Kansas City for T Tom Drougas.
 Obtained 3rd-1975 (Mike Franckowiak) from New York Giants for RB Joe Dawkins.
 Obtained RB Jon Keyworth from Washington for 6th-1975 (Mark Doak) and 11th-1975 (Ardell Johnson).
 Obtained DB John Rowser from Pittsburgh for 6th-1974 (James Wolfe) and 9th-1974 (Tommy Reamon).

1973

Obtained LB Ray May from Baltimore for 3rd-1974 (Robert Pratt) and 8th-1974 (Paul Miles).
 Obtained DB Dale Hackbart from St. Louis for 10th-1974 (Greg Hartle).
 Obtained LB Bill Laskey from Baltimore for 7th-1974 (Dan Dickel).
 Obtained WR Gene Washington from Minnesota for WR Rod Sherman and 5th-1974 (Jim Ferguson).

1972

Obtained 3rd-1974 (Claudie Minor) and 6th-1974 (traded to Pittsburgh: James Wolfe) from Cleveland for QB Don Horn.
 Obtained WR Haven Moses from Buffalo for WR Dwight Harrison.
 Obtained 3rd-1973 (Paul Howard) from Cleveland for DE Rich Jackson.
 Obtained C Bobby Maples from Pittsburgh for 6th-1973 (Ron Bell).
 Obtained T Rick Sharp from Pittsburgh for 8th-1973 (Loren Toews).
 Obtained DE-T Lloyd Voss from Pittsburgh for 5th-1973 (Dave Reavis).
 Obtained QB Charley Johnson from Houston for 3rd-1973 (dealt to Baltimore: Bill Olds).
 Obtained RB Eddie Ray and 3rd-1973 (John Wood) from San Diego for DT Dave Costa.
 Obtained 7th-1973 (John Grant) from Baltimore for TE John Mosier.
 Obtained LB Al Andrews from Buffalo for LB Dave Washington.
 Obtained 5th-1973 (traded to Pittsburgh: Dave Reavis) from New Orleans for LB John Huard.

1971

Obtained RB Joe Dawkins from Houston for RB Dickie Post.
 Obtained OG Larron Jackson and 5th-1972 from Houston for DB Cleophus Johnson.
 Obtained LB Olen Underwood from Houston for OG Bob Young.
 Obtained 5th-1972 (Jim Krieg) from Philadelphia for QB Pete Liske.
 Obtained RB Dickie Post from San Diego for 2nd-1972 (dealt to Rams: Jim Bertelsen).
 Obtained QB Steve Ramsey from New Orleans for 4th-1972 (dealt to Dallas: Tim Kearney).
 Obtained T Roger Shoals from Detroit for LB Carl Cunningham.
 Obtained QB John Stofa from Miami for 7th-1972 (Bill Adams).
 Obtained DB Butch Byrd from Buffalo for 5th-1972 (Robert Penchion).
 Obtained DB Leroy Mitchell from Houston for DB John Charles.
 Obtained DB John Charles and 4th-1972 (Tom Graham) from Minnesota for WR Al Denson.
 Obtained QB Don Horn and 1st-1972 (Riley Odoms) from Green Bay for DE Alden Roche and 1st-1972 (Willie Buchanon).
 Obtained K Jim Turner from New York Jets for K Bobby Howfield.

1970

Obtained DB Cornell Gordon from New York Jets for DB Gus Hollomon.
 Obtained TE Jim Whalen from Boston for TE Tom Beer.
 Obtained DB Paul Martha from Pittsburgh for C Walter Highsmith and T Wallace Dickey.
 Obtained RB Booker Edgerison from Buffalo for 5th-1972 (dealt to Houston and then Atlanta: Billy Taylor).
 Obtained FB Willis Crenshaw from St. Louis for 3rd-1971 (Jim Livesay).
 Obtained TE Billy Masters from Buffalo for 5th-1971 (Tim Beamer).
 Obtained 8th-1971 (Tom Beard) from Houston for RB Tom Smiley.
 Obtained 4th-1971 (Lyle Alzado) from Boston for K Charlie Gogolak.

1969

Obtained RB Tom Smiley from Cincinnati for WR Eric Crabtree.
 Obtained T Walt Barnes from Kansas City for 8th-1970 (Fred Barry).

1968

Obtained a future draft choice from the N.Y. Jets for DB Nemiah Wilson, later canceled when Wilson was cut by the Jets.
 Obtained 4th-1969 (Mike Schnitker) from Kansas City for DT Curley Culp.
 Obtained 3rd-1968 (Robert Vaughan) from Kansas City for DB Goldie Sellers.
 Obtained 4th-1968 (Drake Garrett) from Kansas City for RB Wendell Hayes.
 Obtained 6th-1969 (Wandy Williams) from Buffalo for RB Charlie Mitchell.

1967

Obtained QB Steve Tensi from San Diego for 1st-1968 (Russ Washington) and 1st-1969 (Marty Domres).
 Obtained OG Dick Tyson, LB Ray Schmautz and DE Rich Jackson from Oakland for WR Lionel Taylor and C Jerry Sturm.
 Obtained RB Cookie Gilchrist, QB George Wilson, OG Ernie Park and DE Earl Faison from Miami for DE Dan LaRose, LB Jerry Hopkins RB Abner Haynes, and 6th-1968 (Kim Hammond).
 Obtained WR Bill Cronin from Miami for DT Ray Jacobs.
 Obtained DT Dave Costa from Buffalo for 4th-1968 (Edgar Chandler).
 Obtained DT Rex Mirich and 3rd-1967 (dealt to Buffalo: Tom Rhoads) from Oakland for DB Willie Brown and QB Mickey Slaughter.

1966

Obtained 3rd-1967 (Mike Current) and 5th-1967 (Fran Lynch) from Miami for RB Cookie Gilchrist.
 Obtained LB Archie Matsos from Oakland for RB Hewritt Dixon.

1965

Obtained RB Cookie Gilchrist from Buffalo for RB Billy Joe.
 Obtained RB Abner Haynes from Kansas City for LB Jim Fraser.

1964

Obtained DT Stan Fanning and 6th-1964 (Al Denson) from Oakland for RB Gene Mingo.
 Obtained QB Jacky Lee for two years use from Houston for 1st-1965 and DT Bud McFadin.
 Obtained LB Marv Matuszak and DB Billy Atkins from Buffalo for C Walt Cudzik.
 Obtained DT-K Dick Guesman, DE Ed Cooke, DT Charlie Janerette, OG Sid Fournet and LB Jim Price from New York Jets for DB Bob Zeman, LB Wahoo McDaniel, WR Gene Prebola and DT Gordy Holz.

1962

Obtained RB Bo Dickinson from Dallas for OB Carl Larpenter.
 Obtained HB Bob Scarpitto, DB Bob Zeman and OE Luther Hayes from San Diego for cash.

1960

Obtained DB Goose Gonsoulin from Dallas for FB Jack Spikes.

ALL-TIME COACHES ROSTER

COACH	POSITION	YEARS OF SERVICE (TOTAL)
A		
Dennis Allen	Defensive Coordinator	2011 (1)
B		
Joe Baker	Linebackers	2007 (1)
	Offensive Assistant	2008 (1)
Vernon Banks	Strength and Conditioning	1993-94 (2)
Clancy Barone	Tight Ends	2009, 11 (2)
	Offensive Line	2010 (1)
Marvin Bass	Special Assistant	1982-83, '85-92 (10)
	Offensive Line	1984 (1)
Jeremy Bates	Offensive Assistant	2006 (1)
	Wide Receivers/Quarterbacks	2007 (1)
	Quarterbacks	2008 (1)
Jim Bates	Assistant Head Coach/Defense	2007 (1)
Chip Beake	Quality Control	2006 (1)
Raymond Berry	Quarterbacks	1992 (1)
Marv Braden	Special Teams	1977-80 (4)
Ronnie Bradford	Special Teams Assistant	2003 (1)
	Special Teams	2004-06 (3)
	Assistant Defensive Backs	2007 (1)
	Defensive Backs	2008 (1)
Tim Brewster	Tight Ends	2005-06 (2)
Jacob Burney	Defensive Line	2002-04, '07-08 (5)
	Defensive Line/Ends	2005-06 (2)
Keith Burns	Special Teams Assistant	2007-11 (5)
Frank Bush	Linebackers	1995-99 (5)
	Nickel Package/Secondary	2000 (1)
	Special Teams	2001-03 (3)
C		
Troy Calhoun	Defensive Assistant	2003 (1)
	Offensive Assistant/Special Teams	2004 (1)
	Assistant to Head Coach	2005 (1)
Brian Callahan	Coaching Assistant	2010 (1)
	Offensive Quality Control	2011 (1)
Ken Carpenter	Assistant	1961 (1)
Rubin Carter	Assistant Defensive Line	1987-88 (2)
Jim Cason	Backfield	1960 (1)
Dwayne Chandler	Assistant Strength and Conditioning	2007-08 (2)
Barney Chavous	Assistant Strength and Conditioning	1989 (1)
	Defensive Assistant	1990-92 (3)
	Assistant Strength/Assistant Defensive Line	1993-94 (2)
	Assistant Strength/Assistant Offensive Line	1995-99 (5)
Max Coley	Offensive Coordinator	1972-76 (5)
Joe Collier	Defensive Backfield	1969-71 (3)
	Defensive Coordinator	1972-81 (10)
	Assistant Head Coach/Defense	1982-88 (7)
Dick Coury	Wide Receivers	1972-73 (2)
Larry Coyer	Linebackers	2000-02 (3)
	Defensive Coordinator	2003-06 (4)
D		
Kay Dalton	Wide Receivers	1974-76 (3)
	Special Offensive Assistant	1986 (1)
Joe DeCamillis	Defensive Quality Control	1991-92 (2)
Rick Dennison	Offensive Assistant	1995-96 (2)
	Special Teams	1997-2000 (4)
	Offensive Line	2001-05, '09 (6)
	Offensive Coordinator	2006 (1)
	Offensive Coordinator/Offensive Line	2007-08 (2)
George Dickson	Defensive Backs	1964-65 (2)
Dale Dodrill	Defensive Line	1960-63, '66 (5)
Kirk Doll	Assistant Defensive Backs	2004 (1)
	Linebackers	2005-06 (2)
Ed Donatell	Defensive Backs	1995-99, '09-10 (7)
Karl Dorrell	Wide Receivers	2000-02 (3)
Whitey Dovell	Offensive Line	1967-70, '79-80 (6)
	Special Teams/Tight Ends	1971 (1)
Rod Dowhower	Offensive Coordinator	1980 (1)
	Offensive Coordinator/Wide Receivers	1981-82 (2)
George Dyer	Defensive Line	1995-2001 (7)
	Assistant to Head Coach	2002 (1)
E		
Hunter Enis	Offensive Backs	1967-71 (5)

ALL-TIME COACHES ROSTER

F		
Jim Fassel	Offensive Coord./Quarterbacks	1993 (1)
	Assistant Head Coach/Offensive Coordinator	1994 (1)
Jack Faulkner	Head Coach	1962-64 (3)
Frank Filchock	Head Coach	1960-61 (2)
Jedd Fisch	Wide Receivers	2008 (1)
Mo Forte	Running Backs	1988-92 (5)
	Wide Receivers	1993-94 (2)
John Fox	Head Coach	2011 (1)
Jerry Frei	Offensive Line	1972-75, '81-82 (6)
Leon Fuller	Defensive Backs	1994 (1)
G		
Chan Gailey	Special Teams/Tight Ends	1985-86 (2)
	Tight Ends/Receivers	1987 (1)
	Quarterbacks	1988 (1)
	Offensive Coordinator/Receivers	1989-90 (2)
Bob Gambold	Linebackers	1972-73 (2)
	Defensive Backs	1974-77 (4)
Sam Garnes	Assistant Secondary	2011 (1)
Adam Gase	Wide Receivers	2009-10 (2)
	Quarterbacks	2011 (1)
Alex Gibbs	Offensive Line	1984-87 (4)
	Assistant Head Coach/Offensive Line	1995-2003 (9)
David Gibbs	Safeties	2001 (1)
	Secondary	2002-04 (3)
Mike Giddings	Assistant Offensive Line	1976 (1)
Gary Glick	Defensive Backs	1962 (1)
I.J. Gorman	Strength and Conditioning	1983-84 (2)
Ken Gray	Offensive Line	1977-78 (2)
Bob Griffin	Assistant	1966 (1)
H		
John Hadl	Quarterbacks/Receivers	1983 (1)
Bishop Harris	Running Backs	1993-94 (2)
Mike Heimerdinger	Wide Receivers	1995-99 (5)
	Assistant Head Coach	2006 (1)
	Assistant Head Coach/Quarterbacks	2007 (1)
George Henshaw	Offensive Line	1988-90 (3)
	Wide Receivers	1991 (1)
	Offensive Coordinator/Receivers	1992 (1)
Ed Hughes	Defensive Backs	1963 (1)
J		
Charlie Jackson	Defensive Assistant	2007-08 (2)
Bill Johnson	Defensive Line	2007-08 (2)
Charley Johnson	Quarterbacks	1976 (1)
Reed Johnson	Special Teams	1981 (1)
Stan Jones	Defensive Line	1967-71, '76-88 (18)
K		
Larry Kennan	Wide Receivers	1988 (1)
Gary Kubiak	Offensive Coordinator/Quarterbacks	1995-2002 (8)
	Offensive Coordinator	2003-05 (3)
L		
Charlie Lee	Running Backs	1981 (1)
Earl Leggett	Defensive Line	1989-90 (2)
John Levra	Offensive Line	1993-94 (2)
Justin Lovett	Strength and Conditioning Assistant	2010-11 (2)
Anthony Lynn	Assistant Special Teams	2000-02 (3)
M		
Dick MacPherson	Defensive Backs	1967-68 (2)
	Linebackers	1969-70 (2)
Ray Malavasi	Defensive Line	1964-65 (2)
	Head Coach/Offensive Line	1966 (1)
Pete Mangurian	Tight Ends/Assistant Offensive Line	1988-90 (3)
	Offensive Line	1991-92 (2)
Jim Martin	Offensive Line	1962 (1)
Don "Wink" Martindale	Linebackers	2009 (1)
	Defensive Coordinator	2010 (1)
Marv Matuszak	Defensive Backs	1966 (1)
Richie McCabe	Defensive Backs	1978-82 (5)
Mike McCoy	Offensive Coordinator/Quarterbacks	2009 (1)
	Offensive Coordinator	2010-11 (2)
Ben McDaniels	Coaching Assistant	2009 (1)
	Quarterbacks	2010 (1)

ALL-TIME COACHES ROSTER

M (CONT.)		
Dave Magazu	Offensive Line	2011 (1)
Josh McDaniels	Head Coach	2009-10 (2)
Thomas McGaughey	Special Teams Assistant	2005-06 (2)
Pat McPherson	Defensive Assistant	1998 (1)
	Offensive Assistant	1999-2002 (4)
	Quarterbacks	2003-06 (4)
	Tight Ends	2007-08 (2)
Bus Mertes	Offensive Back	1965-66 (2)
Keith Millard	Assistant Defensive Line/Pass Rush Specialist	2003-04 (2)
Al Miller	Strength and Conditioning	1985-92 (8)
Red Miller	Offensive Line	1963-65 (3)
	Head Coach	1977-80 (4)
Ron Milus	Defensive Backs	2000-02, 11 (4)
Myrel Moore	Offensive Line/Special Teams	1972 (1)
	Linebackers	1973-77, '83-88 (11)
	Offensive Line	1982 (1)
N		
Nick Nicolau	Special Assistant	1981 (1)
	Running Backs	1982-87 (6)
Mike Nolan	Special Teams	1987 (1)
	Special Teams/Defensive Assistant	1988 (1)
	Linebackers	1989-92 (4)
	Defensive Coordinator	2009 (1)
Rex Norris	Defensive Line	1994 (1)
Wayne Nunnely	Defensive Line	2009-11 (3)
O		
Scott O'Brien	Special Teams Coordinator	2007-08 (2)
P		
Dwain Painter	Offensive Assistant	1997 (1)
Brian Pariani	Tight Ends	1995-2004 (10)
Babe Parilli	Quarterbacks	1977-79 (3)
Andre Patterson	Defensive Line/Tackles	2005-06 (2)
Roman Phifer	Assistant Linebackers	2009-10 (2)
Wade Phillips	Defensive Coordinator	1989-92 (4)
	Head Coach	1993-94 (2)
Fran Polsfoot	Wide Receivers	1977-80 (4)
	Tight Ends/Special Teams	1981-84 (4)
Ricky Porter	Offensive Assistant	1997-98 (2)
	Assistant Strength and Conditioning	1999 (1)
Mike Priefer	Special Teams Coordinator	2009-10 (2)
R		
Dan Radakovich	Offensive Line	1983 (1)
John Ralston	Head Coach	1972-76 (5)
Dan Reeves	Head Coach	1981-92 (12)
Alvin Reynolds	Assistant Defensive Backs/Quality Control	1993-94 (2)
	Defensive Assistant/Assistant Defensive Backs	1995 (1)
Ray Rhodes	Defensive Coordinator	2001-02 (2)
Harold Richardson	Special Teams	1989-90 (2)
	Special Teams/Tight Ends	1991-92 (2)
	Special Assistant to Head Coach/Offense	1993-94 (2)
Paul Roach	Offensive Backs	1977-80 (4)
Greg Robinson	Defensive Coordinator	1995-2000 (6)
Jay Rodgers	Coaching Assistant	2009-10 (2)
	Defensive Quality Control	2011 (1)
Jeff Rodgers	Special Teams Coordinator	2011 (1)
Sam Rutigliano	Wide Receivers	1967-70 (4)
Jim Ryan	Defensive Assistant	2005-06 (2)
	Offensive Assistant	2007 (1)
	Linebackers	2008 (1)
S		
Lou Saban	Head Coach	1967-71 (5)
Greg Saporta	Strength and Conditioning Assistant	1995-2011 (17)
Mike Shanahan	Wide Receivers	1984 (1)
	Offensive Coordinator	1985-87 (3)
	Quarterbacks	1989-90 (2)
	Offensive Coordinator	1991 (1)
	Head Coach	1995-2008 (14)
Bob Slowik	Defensive Backs	2005-06 (2)
	Defensive Coordinator/Defensive Backs	2007 (1)
	Defensive Coordinator	2008 (1)
Ryan Slowik	Defensive Assistant	2005-06 (2)
	Special Teams Assistant	2007 (1)
	Assistant Defensive Backs	2008 (1)

ALL-TIME COACHES ROSTER

S (CONT.)		
Cedric Smith	Assistant Strength and Conditioning	2001-06 (6)
Jerry Smith	Offensive Line/Head Coach	1971 (1)
Richard Smith	Special Teams/Assistant Linebackers	1993-94 (2)
	Special Teams	1995-96 (2)
	Linebackers	2011 (1)
Rick Smith	Defensive Assistant	1996-99 (4)
Mac Speedie	Offensive Ends	1962-63 (2)
	Offensive Ends/Head Coach	1964 (1)
	Head Coach	1965-66 (2)
Jimmy Spencer	Assistant Defensive Backs	2003, '05-06 (3)
	Defensive Backs	2004 (1)
Ernie Stautner	Defensive Line	1991-93 (3)
Les Steckel	Tight Ends	1993-94 (2)
Eric Stutesville	Running Backs/Head Coach	2010 (1)
	Running Backs	2011 (1)
T		
John Teerlinck	Pass Rush Specialist	1997-2001 (5)
Tyke Tolbert	Wide Receivers	2011 (1)
Terry Tumey	Defensive Assistant	1999-2000 (2)
Bobby Turner	Running Backs	1995-2009 (15)
Rich Tuten	Strength and Conditioning	1995-2011 (17)
U		
Doc Urich	Defensive Line	1972-75 (4)
	Offensive Line	1976 (1)
	Special Teams	1984 (1)
	Tight Ends/Assistant Offensive Line	1985 (1)
W		
Doak Walker	Special Assignments	1966 (1)
Charlie Waters	Special Teams	1988 (1)
	Defensive Backs	1989-92 (4)
	Defensive Coordinator	1993-94 (2)
Steve Watson	Defensive Assistant	2001-02 (2)
	Wide Receivers	2003-06 (4)
	Associate Head Coach	2007-08 (2)
Charlie West	Defensive Backs	1983-88 (6)
Y		
Zaven Yaralian	Head Coach's Assistant	2001 (1)
John-Paul Young	Linebackers	1993-94 (2)
Z		
Bob Zeman	Linebackers	1978-82 (5)

BRONCOS ASSISTANTS WHO BECAME NFL HEAD COACHES AFTER THEIR TIME ON DENVER'S STAFF

A total of 16 individuals were named an NFL head coach after serving as an assistant on the Broncos' coaching staff. This list includes four active NFL head coaches in Dennis Allen (Oakland), Chan Gailey (Buffalo), Gary Kubiak (Houston) and Mike Shanahan (Washington).

ASSISTANTS WHO BECAME NFL HEAD COACHES AFTER THEIR TIME ON THE BRONCOS' COACHING STAFF

	Coach	Yrs. w/Den. as an asst.	Yrs. as NFL Head Coach	Career Rec. Inc. Postseason
1.	Mac Speedie	1962-64	Den. ('64-66)	6-19-1 (.250)
2.	Ray Malavasi	1964-66	Den. ('66)/LAN ('78-82)	47-44 (.516)
3.	Ed Hughes	1963	Hou. ('71)	4-9-1 (.321)
4.	Jerry Smith	1971	Den. ('71)	2-3 (.400)
5.	Red Miller	1963-65	Den. ('77-80)	42-25 (.627)
6.	Sam Rutigliano	1967-70	Cle. ('78-84)	47-52 (.475)
7.	Rod Dowhower	1980-82	Ind. ('85-86)	5-24 (.172)
8.	Mike Shanahan	'84-87, '89-91	LAA ('88-89)/Den. ('95-08)/Wash. ('10-Pres.)	165-124 (.571)
9.	Dick MacPherson	1967-70	N.E. ('91-92)	8-24 (.250)
10.	Wade Phillips	1989-92	N.O. ('85)/Den. ('93-94) Buf. ('98-00)/Atl. ('03)/Dal. ('07-10)	83-66 (.557)
11.	Chan Gailey	1985-90	Dal. ('98-99)/Buf. ('10-Pres.)	28-38 (.424)
12.	Jim Fassel	1993-94	NYG ('97-03)	60-56-1 (.517)
13.	Mike Nolan	1987-92, '09	S.F. ('05-08)	18-37 (.286)
14.	Gary Kubiak	1995-05	Hou. ('06-Pres.)	47-49 (.490)
15.	Eric Stutesville*	2010-Pres.	Den. ('10)	1-3 (.250)
16.	Dennis Allen	2011	Oak. ('12-Pres.)	0-0 (.000)

Note: Bold denotes active NFL head coach / *Stutesville was Denver's interim head coach for the last four games of the 2010 season.

BRONCOS ALL-TIME ROSTER

List includes players who spent time on the active roster during the regular or postseason. **Current players in bold.**

† Indicates player was signed during 1987 strike, and played only during that three-game span as a replacement player)

* Indicates information is incomplete; does not include starts for seasons prior to 1968

A								
No.	Name	Pos.	Hgt.	Wgt.	College	GP	GS	Years
21	Hamza Abdullah	S	6-2	213	Washington State	24	8	2005-08
81	Bob Adams	TE	6-2	225	Pacific	2	0	1975
12/81	Charlie Adams	WR	6-2	190	Hofstra	24	2	2003-06
95	Sam Adams	DT	6-3	350	Texas A&M	11	11	2007
73	Scott Adams	T	6-6	315	Georgia	0	0	1997
60	Kenneth M. Adamson	G	6-2	235	Notre Dame	32	N/A	1960-62
57	Allen Aldridge	LB	6-1	245	Houston	64	45	1994-97
68	Steve Alexakos	G	6-2	260	San Jose State	8	1	1970
58	Elijah Alexander	LB	6-2	230	Kansas State	41	24	1993-95
40	Jeff Alexander	RB	6-0	232	Southern	21	6	1989, '92
58	Kevin Alexander	LB	6-4	265	Clemson	8	0	2010
69	P.J. Alexander	T	6-4	297	Syracuse	16	0	2003-05, '07
80	Ray Alexander	WR	6-4	195	Florida A&M	8	0	1984
45	Roc Alexander	CB	5-10	190	Washington	26	1	2004-05
82	Stephen Alexander	TE	6-4	250	Oklahoma	32	29	2005-07
25	Ted Alflen	RB	6-0	195	Springfield College	4	0	1969
24	Donald R. Allen	FB	6-0	200	Texas	10	N/A	1960
22	Elihu (Buddy) Allen	HB	5-11	193	Utah State	1	N/A	1961
57	Ty Allert	LB	6-2	233	Texas	7	0	1990
73	Henry Allison	T	6-3	255	San Diego State	3	0	1977
62	Vaughn S. (Buddy) Alliston	LB	6-0	218	Mississippi	11	N/A	1960
94	Luis Almanzar	DT	6-3	295	Southwest Missouri State	0	0	2003
25	Anthony Alridge	RB	5-9	185	Houston	0	0	2008
77	Lyle Alzado	DE	6-3	255	Yankton College	99	98	1971-78
22	David R. Ames	HB	6-0	185	Richmond	7	N/A	1961
11	Bobby Anderson	HB	6-0	208	Colorado	48	22	1970-73
23	Marques Anderson	S	5-11	210	UCLA	6	0	2005
38	Mike Anderson	RB	6-0	230	Utah	74	51	2000-05
83	Willie "Flipper" Anderson	WR	6-0	175	UCLA	4	0	1997
86	Mitch Andrews	TE	6-2	239	Louisiana State	8	3	1987
84	Lou Andrus	LB	6-6	230	Brigham Young	8	N/A	1967
92	Lester Archambeau	DE	6-5	275	Stanford	3	0	2000
83	Justin Armour	WR	6-4	210	Stanford	8	0	1998
24	Otis Armstrong	RB	5-10	196	Purdue	96	58	1973-80
65	LeFrancis Arnold	G/C	6-3	245	Oregon	2	0	1974
73	Mike Askea	T	6-4	260	Stanford	4	0	1973
28	Billy Atkins	DB	6-1	196	Auburn	3	N/A	1964
74	Frank Atkinson	DE	6-3	240	Stanford	3	N/A	1964
47	George Atkinson	S	6-0	180	Morris Brown	6	0	1979
27	Steve Atwater	S	6-3	217	Arkansas	155	155	1989-98
33	John Avery	RB	5-9	190	Mississippi	7	0	1999
67	John Ayers	G	6-5	258	West Texas State	9	5	1987
56/91	Robert Ayers	OLB/DE	6-3	274	Tennessee	42	24	2009-11
B								
56/65	Jay Bachman	C	6-3	250	Cincinnati	45	1	1968-71
97	Boss Bailey	LB	6-3	232	Georgia	6	6	2008
24	Champ Bailey	CB	6-0	192	Georgia	114	114	2004-11
75	Bill Bain	T	6-4	279	Southern California	15	14	1976-1978
75	Chris Baker	DL	6-2	329	Hampton	1	0	2009
6	Jason Baker	P	6-2	205	Iowa	4	0	2004
74	Jerry Baker	T	6-2	297	Tulane	5	0	1983
35	Lance Ball	RB	5-9	220	Maryland	26	0	2010-11
79	Chris Banks	G	6-1	300	Kansas	20	1	1998-99
97	Justin Bannan	DL	6-3	310	Colorado	16	16	2010
85	Mike Barber	TE	6-3	235	Louisiana Tech	10	1	1985
62	Ernie Barnes	G	6-3	247	North Carolina Central	25	N/A	1963-64
73	Walter Barnes	DE	6-3	245	Nebraska	19	0	1969-71
86	Dean Barnett	TE	6-2	225	Nevada-Las Vegas	8	0	1983
36	Josh Barrett	S	6-2	225	Arizona State	20	3	2008-09
42	Odell Barry	HB	5-10	180	Findlay	26	N/A	1964-65
52	James Barton	C	6-5	250	Marshall	28	N/A	1961-62
54	Rick Baska	LB	6-3	225	UCLA	18	0	1976-77
46	Norman Bass	DB	6-3	210	Pacific	1	0	1964
67	D'Anthony Batiste	OL	6-4	314	Louisiana at Lafayette	5	0	2010
68	Zane Beadles	G/T	6-4	305	Utah	32	30	2010-11
64	Scott Beavers	G	6-4	277	Georgia Tech	2	0	1990
57	Jordan Beck	LB	6-2	233	Cal Poly/SLO	11	0	2007
85	Tom Beer	TE	6-4	235	Houston	37	*21	1967-69
56	Dave Behrman	C	6-5	260	Michigan State	11	N/A	1967
73	Kevin Belcher†	T	6-5	280	Wisconsin	1	1	1987
20	Henry Bell	HB	5-10	210	No college	10	N/A	1960
34	Joshua Bell	CB	5-11	177	Baylor	9	5	2008
35	Ken Bell	RB/WR	5-10	190	Boston College	59	1	1986-89
20/30	Mike Bell	RB	6-0	225	Arizona	20	3	2006-07
26/21	Tatum Bell	RB	5-11	213	Oklahoma State	49	17	2004-06, '08
3	Scott Bentley	P/K	6-0	203	Florida State	2	0	1997, 2000
17	Mitch Berger	P	6-4	228	Colorado	10	0	2009

BRONCOS ALL-TIME ROSTER, CONT.

No.	Name	Pos.	Hgt.	Wgt.	College	GP	GS	Years
43	Frank Bernardi	DB	5-9	181	Colorado	6	N/A	1960
74	Lee Bernet	T	6-2	250	Wisconsin	28	N/A	1965-66
33	Rod Bernstine	RB	6-3	238	Texas A&M	21	21	1993-95
92	Bertrand Berry	DE	6-3	250	Notre Dame	46	19	2001-03
11	Steve Beuerlein	QB	6-3	220	Notre Dame	12	5	2001-03
54	David Binn	LS	6-3	288	California	0	0	2011
77	Larry Birdine	DE	6-4	265	Oklahoma	0	0	2007
54	Keith Bishop	C/G	6-3	260	Baylor	129	87	1980-89
32	Dré Bly	CB	5-10	188	North Carolina	32	32	2007-08
24	Tony Boddie	RB	5-11	195	Montana State	6	0	1986-87
83	Melvin Bonner	WR	6-3	207	Baylor	4	0	1993
89	Gordon Bowdell	WR	6-2	203	Michigan State	2	0	1971
52	David Bowens	LB	6-2	255	Western Illinois	16	0	1999
65	Walt Bowyer	DE	6-4	254	Arizona State	61	17	1983-84, '87-88
30	Cory Boyd	RB	6-1	218	South Carolina	1	0	2008
77	Greg Boyd	DE	6-6	274	San Diego State	40	0	1980-82
52	Greg Bracelin	LB	6-1	214	California	12	0	1980
23	Ronnie Bradford	DB	5-10	188	Colorado	26	3	1993-95
24	Phil Brady	S	6-3	210	Brigham Young	4	0	1969
56	John Bramlett	LB	6-1	220	Memphis State	28	N/A	1965-66
42	Sam Brandon	S	6-2	200	Nevada-Las Vegas	63	12	2002-06
3	Tom Brandstater	QB	6-5	223	Fresno State	0	0	2009
32	Melvin Bratton	RB	6-1	225	Miami (Fla.)	32	6	1989-90
34	Tyrone Braxton	DB	5-11	190	North Dakota State	165	132	1987-93, '95-99
19	Don Breaux	QB	6-1	205	McNeese State	9	N/A	1963
76	Bob Breitenstein	T	6-3	265	Tulsa	30	N/A	1965-67
26	Chris Brewer	RB	6-1	204	Arizona	13	0	1984
53	Diyral Briggs	LB	6-4	230	Bowling Green	1	0	2010
15	Marlin Briscoe	QB	5-11	178	Omaha	11	5	1968
6	Bubby Brister	QB	6-3	205	Northeast Louisiana	10	4	1997-99
71	Blake Brockermeyer	T	6-4	295	Texas	32	3	2002-03
36	John W. (Red) Brodnax	FB	6-0	208	Louisiana State	14	N/A	1960
11	Jeff Brohm	QB	6-1	205	Louisville	0	0	1999
56	Michael Brooks	LB	6-1	236	Louisiana State	89	64	1987-92
85	Robert Brooks	WR	6-0	173	South Carolina	4	0	2000
50	Fred Broussard	C	6-3	235	Texas A&M	1	0	1960
29	Andre Brown	RB	6-0	224	North Carolina State	3	0	2010
87	Boyd Brown	TE	6-4	222	Alcorn State	40	0	1974-76
89	Clay Brown	TE	6-3	223	Brigham Young	3	0	1983
98	Courtney Brown	DE	6-4	285	Penn State	14	13	2005-06
73	Cyron Brown	DE	6-5	275	Western Illinois	11	0	1998-99
26	Eric Brown	S	6-0	210	Mississippi State	53	52	1998-2001
34/46	Hardy Brown	LB	6-0	193	Tulsa	13	N/A	1960
70	Jamie Brown	T	6-8	320	Florida A&M	29	4	1995-97
55	Ken Brown	LB	6-1	235	Virginia Tech	2	0	1995
55	Ken Brown	C	6-1	245	New Mexico	16	0	1979
82	Laron Brown†	WR	5-9	172	Texas	3	1	1987
24	Willie Brown	DB	6-1	195	Grambling	50	N/A	1963-66
64/68/72	Sam Brunelli	G	6-2	270	Northern Colorado	60	*32	1966-71
82	Larry Brunson	WR	5-11	180	Colorado	13	0	1980
30	David Bruton	S	6-2	211	Notre Dame	45	4	2009-11
64	Billy Bryan	C	6-2	251	Duke	153	151	1977-88
79/95	Steve Bryan	DE/LB	6-2	256	Oklahoma	12	3	1987-88
28	Correll Buckhalter	RB	6-0	223	Nebraska	29	7	2009-10
27	Terrell Buckley	CB	5-9	176	Florida State	16	16	2000
80	Tom Buckman	TE	6-4	230	Texas A&M	7	1	1969
33	Fred Bukaty	FB	5-11	195	Kansas	14	N/A	1961
77	Brodrick Bunkley	DT	6-2	306	Florida State	16	13	2011
60	Joe Burch	C	6-2	280	Texas Southern	0	0	1994
21	Bobby Burnett	RB	6-3	210	Arkansas	3	0	1969
56/55/51	Keith Burns	LB	6-2	235	Oklahoma State	166	3	94-98, 00-03, 05-06
41	George Burrell	S	5-10	180	Pennsylvania	14	7	1969
93	Antwon Burton	DT	6-2	318	Temple	7	0	2006-07
36	Rafael Bush	S	5-11	200	South Carolina State	6	0	2011
58	Steve Busick	LB	6-4	227	Southern California	73	47	1981-85
21/22	Gerry Bussell	DB	6-0	190	Georgia Tech	6	N/A	1965
51	Bill Butler	LB	6-4	226	Cal State-Northridge	14	0	1970
28	Butler By'not'e	CB	5-9	190	Ohio State	9	0	1994
63	Jeff Byers	OL	6-4	301	Southern California	0	0	2010
24	George (Butch) Byrd	DB	6-0	211	Boston University	14	0	1971
C								
59	Glenn Cadrez	LB	6-3	240	Houston	90	40	1995-2000
28	Scott Caldwell†	RB	5-10	196	Texas-Arlington	3	1	1987
79	Carter Campbell	DE	6-4	240	Weber State	14	2	1971
86	Jeff Campbell	WR	5-8	167	Colorado	16	1	1994
67	Mark Campbell	DT	6-1	290	Florida	0	0	1996
35	Larry Canada	FB	6-2	233	Wisconsin	48	0	1978-81
38	Steve Cargile	S	6-2	210	Columbia	15	0	2006-07
65	Cooper Carlisle	G	6-5	295	Florida	95	38	2000-06
40	Albert R. Carmichael	HB	6-1	200	Southern California	16	N/A	1960-61
40	Paul Carmichael	HB	6-0	200	El Camino J.C.	3	N/A	1965
86	Don Carothers	E	6-5	225	Bradley	3	N/A	1960
89	Kenneth L. Carpenter	E	6-0	195	Oregon State	6	N/A	1960

No.	Name	Pos.	Hgt.	Wgt.	College	GP	GS	Years
92	Alphonso Carreker	DE	6-6	268	Florida State	22	17	1989-91
29	Darren Carrington	CB	6-2	200	Northern Arizona	16	0	1989
90	Paul Carrington	DE	6-7	250	Central Florida	0	0	2007
89/77	Dwayne Carswell	TE/OL	6-3	260	Liberty	163	82	1994-2005
40	Dale Carter	CB	6-1	188	Tennessee	14	14	1999
28	Quinton Carter	S	6-1	200	Oklahoma	16	10	2011
68	Rubin Carter	DT	6-0	256	Miami (Fla.)	166	151	1975-86
25/32	Tony Carter	CB	5-9	175	Florida State	5	1	2009, '11
37	Tony Carter	FB	6-0	235	Minnesota	16	6	2001
51	Tim Casey	LB	6-1	225	Oregon	2	0	1969
66	John Cash	E	6-3	240	Allen	28	N/A	1961-62
45	Tom Cassese	DB	6-1	198	C.W. Post	14	N/A	1967
28	Jeremiah Castille	CB	5-10	175	Alabama	27	15	1987-88
40	Grady Cavness	CB	5-11	187	Texas-El Paso	14	14	1969
86	Byron Chamberlain	TE	6-1	242	Wayne State (Neb.)	73	0	1995-2000
79	Barney Chavous	DE	6-3	252	South Carolina State	182	177	1973-85
15	Max Choboian	QB	6-4	215	Cal State-Northridge	14	N/A	1966
54/55	Patrick Chukwurah	LB	6-1	240	Wyoming	42	0	2003-06
78	Tom Cichowski	T	6-4	250	Maryland	13	0	1967-68
54	Ralph Cindrich	LB	6-1	228	Pittsburgh	1	0	1974
70	Tyson Clabo	G	6-6	314	Wake Forest	0	0	2004
78	Ryan Clady	T	6-6	325	Boise State	64	64	2008-11
19/86	Brian Clark	WR	6-2	204	North Carolina State	10	0	2006-07
78	Brian Clark	T	6-6	260	Clemson	0	0	1982
75	Chris Clark	T	6-5	315	Southern Mississippi	24	6	2010-11
47	Darius Clark	S	5-10	210	Duke	7	0	2000-01
43	Derrick Clark	RB	6-1	235	Evangel College	16	4	1994
88	Desmond Clark	TE	6-3	255	Wake Forest	41	6	1999-2001
20/27	Kevin Clark†	DB	5-10	185	San Jose State	26	3	1987-88, '90-91
73	Kelvin Clark	T	6-3	260	Nebraska	45	8	1979-81
93	Nic Clemons	DT	6-6	300	Georgia	10	0	2008
15	Mike Clendenen†	K	5-11	191	Houston	3	0	1987
85	Daniel Coats	TE	6-3	264	Brigham Young	4	0	2010
34	Cedric Cobbs	RB	6-0	227	Arkansas	2	0	2006
26	Don Coffey	E	6-4	190	Memphis State	3	N/A	1963
48	George Coghill	S	6-0	210	Wake Forest	54	5	1998-2001
13	Keary Colbert	WR	6-1	205	Southern California	2	0	2008
84/81	Chris Cole	WR	6-0	195	Texas A&M	35	2	2000-03
46/21	KaRon Coleman	RB	5-7	198	Stephen F. Austin	15	0	2000-02
92/95	Marco Coleman	DE	6-3	270	Georgia Tech	23	16	2004-05
76	Steve Coleman	DE	6-5	252	Delaware State	2	0	1974
69	Tony Colorito	NT	6-5	260	Southern California	15	0	1986
4	Britton Colquitt	P	6-3	204	Tennessee	32	0	2009-11
59	Darren Comeaux	LB	6-1	227	Arizona State	60	0	1982-86
80	Ed Cooke	DE	6-4	250	Maryland	28	N/A	1964-65
81	Andre Cooper	WR	6-2	210	Florida State	10	1	1999-2000
63	Mark Cooper	G/T	6-5	270	Miami (Fla.)	53	12	1983-87
25	Kip Corrington	S	6-0	175	Texas A&M	32	1	1989-90
17	Quan Cosby	WR	5-9	189	Texas	10	0	2011
63	Dave Costa	DT	6-2	250	Utah	70	*56	1967-71
66	Bill Cottrell	G	6-4	255	Delaware Valley	11	0	1972
40	Curome Cox	S	6-1	204	Maryland	36	5	2005-07
66/77	Larry Cox	DT	6-3	255	Abilene Christian	33	*0	1966-68
32	Perrish Cox	CB	6-0	198	Oklahoma State	15	9	2010
41	Eric Crabtree	FL	6-0	185	Pittsburgh	42	*14	1966-68
68	Gary Crane	LB	6-5	230	Arkansas State	6	0	1969
29	Aaron Craver	RB	5-11	217	Fresno State	31	27	1995-96
33	Willis Crenshaw	FB	6-2	230	Kansas State	12	12	1970
53/78	Ken Criter	LB	6-0	225	Wisconsin	75	1	1969-74
39	Ray Crockett	CB	5-10	184	Baylor	106	104	1994-2000
51	Mike Croel	LB	6-3	231	Nebraska	58	54	1991-94
96	Tim Crowder	DE	6-4	275	Texas	19	1	2007-08
54	Ed Cummings	LB	6-3	232	Stanford	14	N/A	1965
50	Carl Cunningham	LB	6-4	230	Houston	55	*42	1967-70
74	Mike Current	T	6-5	274	Ohio State	118	*105	1967-75
58	Scott Curtis	LB	6-1	230	New Hampshire	25	1	1989-90
6	Jay Cutler	QB	6-3	233	Vanderbilt	37	37	2006-08
D								
94	Lional Dalton	DT	6-1	309	Eastern Michigan	16	13	2002
5	Brad Daluiso	K	6-2	207	UCLA	16	0	1992
75	Eldon V. Danenhauer	T	6-5	245	Pittsburg State	79	N/A	1960-65
76	William A. Danenhauer	E	6-4	245	Emporia College	4	N/A	1960
64	Stanley Daniels	OL	6-4	320	Washington	7	4	2010
51	Stan David†	LB	6-3	211	Texas Tech	0	0	1987
62	Jeff Davidson	G/T	6-5	309	Ohio State	44	30	1990-92
54	Andra Davis	ILB	6-1	251	Florida	16	13	2009
17	Britt Davis	WR	6-3	205	Northern Illinois	3	0	2010
32	Dick Davis	RB	5-11	215	Nebraska	2	0	1970
96	Dorsett Davis	DT	6-5	305	Mississippi State	14	0	2002-04
25	Eric Davis	CB	5-11	185	Jacksonville State	16	0	2001
62	Jack Davis	T	6-2	235	Arizona	2	N/A	1960
78	Marvin Davis	DT	6-4	252	Wichita State	1	N/A	1966
30	Terrell Davis	RB	5-11	210	Georgia	78	77	1995-2002
20	Brian Dawkins	S	6-0	210	Clemson	41	39	2009-11
33	Joe Dawkins	RB	6-0	223	Wisconsin	36	19	1971-73
84	Albert E. Day	T	6-2	216	Eastern Michigan	14	N/A	1960

BRONCOS ALL-TIME ROSTER, CONT.

No.	Name	Pos.	Hgt.	Wgt.	College	GP	GS	Years
33	Ron Dayne	RB	5-10	245	Wisconsin	10	0	2005
17	Steve DeBerg	QB	6-3	205	San Jose State	33	11	1981-83
87	Eric Decker	WR	6-3	220	Minnesota	30	13	2010-11
39	Robert Delpino	RB	6-0	210	Missouri	16	3	1993
55	Rick Dennison	LB	6-3	220	Colorado State	128	52	1982-90
88	Al Denson	FL	6-2	208	Florida A&M	91	*34	1964-70
14	Todd Devoe	WR	6-2	198	Central Missouri State	15	0	2005-06
65	John Denvir	G	6-4	245	Colorado	11	N/A	1962
63	David Diaz-Infante	G/C	6-3	295	San Jose State	51	9	1996-98, '01
71	Wallace Dickey	T	6-3	260	Southwest Texas State	22	0	1968-69
35	Richard L. (Bo) Dickinson	FB	6-2	220	Southern Mississippi	20	N/A	1962-63
10	Doug (Bucky) Dilts	P	5-9	185	Georgia	30	0	1977-78
29	Charles Dimry	CB	6-0	176	Nevada-Las Vegas	44	18	1991-93
2	Joe DiVito	QB	6-2	205	Boston College	3	0	1968
30	Hewritt Dixon	FB/TE	6-1	230	Florida A&M	33	N/A	1963-65
31	Zachary Dixon	RB	6-0	203	Temple	5	0	1979
33	Dedrick Dodge	S	6-2	187	Florida State	16	1	1997
59	Kirk Dodge†	LB	6-1	231	Nevada-Las Vegas	3	1	1987
85	Chris Doering	WR	6-4	195	Florida	3	0	1999-2000
82	Jack Dolbin	WR	5-10	180	Wake Forest	62	32	1975-79
49	Matt Dominguez	TE/WR	6-2	219	Sam Houston State	12	0	2001
76	Tom Domres	DT	6-3	260	Wisconsin	16	8	1971-72
54	Mitch Donahue	LB	6-2	254	Wyoming	16	0	1993-94
33	Tony Dorsett	RB	5-11	192	Pittsburgh	16	13	1988-89
45	Gary Downs	RB	6-0	212	North Carolina State	2	0	1995
14	Richard A. (Skip) Doyle	HB	6-0	193	Ohio State	6	N/A	1960
99	Shane Dronett	DE	6-6	288	Texas	61	35	1992-95
76	Tom Drougas	T	6-4	257	Oregon	3	0	1974
34	Reuben Droughns	RB	5-11	207	Oregon	47	18	2002-04
97	Darren Drozdov	DT	6-3	281	Maryland	6	2	1993-94
32	Joe Dudek†	RB	6-0	200	Plymouth State	2	2	1987
84	Wesley Duke	TE	6-5	225	Mercer	3	0	2005
92	Elvis Dumervil	OLB/DE	5-11	248	Louisville	75	59	2006-11
4	Rick Duncan	K	6-0	208	Eastern Montana	2	0	1967
21	Myron Dupree	CB	5-11	180	North Carolina Central	16	0	1983
55	Pete Duranko	DE	6-2	250	Notre Dame	98	76	1967-74
E								
24	Booker Edgersen	CB	5-10	183	Western Illinois	6	0	1970
85	Ron Egloff	TE	6-5	230	Wisconsin	93	25	1977-83
91	Ebenezer Ekuban	DE	6-4	275	North Carolina	46	29	2005-08
1	Jason Elam	K	5-11	195	Hawaii	236	0	1993-2007
62	Jim Eifrid	LB	N/A	N/A	Colorado State	0	0	1961
94	Luther Elliss	DT	6-5	318	Utah	8	0	2004
7	John Elway	QB	6-3	215	Stanford	234	231	1983-98
89	John Embree	WR	6-4	194	Compton J.C.	20	6	1969-70
60	John Engelberger	DE	6-4	260	Virginia Tech	61	22	2005-08
14	George Hunter Enis	QB	6-2	195	Texas Christian	4	N/A	1962
88	Pat Epperson	E	6-3	225	Adams State	9	N/A	1960
53	Tom Erlandson	LB	6-3	235	Washington State	34	N/A	1962-65
16	Mike Ernst	QB	6-1	190	Cal State-Fullerton	1	0	1972
3	Paul Ernster	P/K	6-0	217	Northern Arizona	18	0	2005-07
46	Terry Erwin	HB	6-0	190	Boston College	9	2	1968
67	Greg Eslinger	C	6-3	290	Minnesota	0	0	2006-07
40	Jay Dale Evans	HB	6-3	210	Kansas State	5	N/A	1961
88	Jerry Evans	TE	6-4	250	Toledo	44	15	1993-95
56	Larry Evans	LB	6-2	216	Mississippi College	101	41	1976-82
35	Blake Ezor	RB	5-9	181	Michigan State	9	0	1990
F								
86	Stan Fanning	DE	6-7	270	Idaho	7	N/A	1964
44	Miller Farr	DB	6-1	190	Wichita State	7	N/A	1965
63	Sean Farrell	G	6-3	260	Penn State	10	4	1990-91
68	Mario Fatafehi	DT	6-2	300	Kansas State	32	25	2003-04
86	Daniel Fells	TE	6-4	252	Cal-Davis	16	15	2011
25	Nick Ferguson	S	5-11	201	Georgia Tech	69	44	2003-07
85	Chafie Fields	WR	6-1	200	Penn State	0	0	2000
91	Ronald Fields	DL	6-2	314	Mississippi State	32	16	2009-10
37	Steve Fitzhugh†	DB	5-11	188	Miami (Ohio)	3	1	1987
20	Billy Ray Fletcher	E	5-10	190	Memphis State	1	N/A	1966
73	Simon Fletcher	LB/DE	6-5	240	Houston	172	143	1985-95
61	Eric Floyd	OL	6-5	310	Auburn	1	0	1995
43	Steve Foley	DB	6-2	190	Tulane	150	135	1976-86
32	Garrett Ford	FB	6-2	230	West Virginia	14	3	1968
57	Fred Forsberg	LB	6-1	235	Washington	53	40	1968-73
72	George Foster	T	6-5	338	Georgia	49	45	2003-06
39	Vernon Fox	S	5-10	206	Fresno State	12	3	2008-09
22	Domonique Foxworth	CB	5-11	180	Maryland	46	18	2005-07
84	Jason Franci	E	6-1	210	Cal-Santa Barbara	10	N/A	1966
74	Orlando Franklin	T	6-7	330	Miami	16	16	2011
31	Mike Franckowiak	RB	6-3	220	Central Michigan	28	1	1975-76
51/55	Jim Fraser	LB/P	6-3	236	Wisconsin	42	N/A	1962-64
42	Al Frazier	HB	5-11	180	Florida A&M	31	N/A	1961-63

No.	Name	Pos.	Hgt.	Wgt.	College	GP	GS	Years
62	Mike Freeman	G	6-3	256	Arizona	26	9	1984-87
68	Russell Freeman	T	6-7	290	Georgia Tech	43	37	1992-94
12	Gus Frerotte	QB	6-3	230	Tulsa	14	7	2000-01
64	Lennie Friedman	G	6-3	285	Duke	33	22	1999-2002
24	Randy Fuller	CB	5-10	180	Tennessee State	10	1	1994
2	Will Furrer	QB	6-3	211	Virginia Tech	0	0	1994
G								
10	Jabar Gaffney	WR	6-2	200	Florida	32	18	2009-10
64	George Gaiser	T	6-4	255	Southern Methodist	10	7	1968
28	Bob Gaiters	HB	5-11	210	New Mexico State	6	N/A	1963
99	David Galloway	DE	6-3	277	Florida	10	0	1990
82	David Gamble	WR	6-1	190	New Hampshire	2	0	1997
77	Dylan Gandy	G	6-3	290	Texas Tech	0	0	2008
99	Daryl Gardener	DT	6-6	295	Baylor	5	2	2003
52	Dave Garnett	LB	6-2	216	Stanford	3	0	1995
66	Scott Garnett	NT	6-2	271	Washington	16	1	1984
23	Drake Garrett	DB	5-9	183	Michigan State	15	13	1968-70
22	Olandis Gary	RB	5-11	218	Georgia	35	15	1999-2002
61	Charles E. Gavin	DE	6-1	250	Tennessee State	47	N/A	1960-63
92	Ron Geater	NT	6-6	272	Iowa	3	0	1992
79	Jumpy Geathers	DT	6-7	283	Wichita State	16	0	1996-97
57	Bob Geddes	LB	6-2	240	UCLA	14	3	1972
40	Jack Gehrke	WR	6-0	178	Utah	14	10	1971
6	Ralph Giacommaro†	P	6-1	190	Penn State	3	0	1987
90	Freddie Gilbert	DE	6-4	275	Georgia	35	8	1986-88
2/30	Cookie Gilchrist	FB	6-3	251	No college	15	N/A	1965, 1967
17	Scotty Glacken	QB	6-0	190	Duke	10	N/A	1966-67
49	Glenn Glass	DB	6-1	205	Tennessee	6	N/A	1966
62	Tom Glassic	G	6-3	254	Virginia	105	93	1976-83
67	George Goeddeke	G	6-3	253	Notre Dame	66	*55	1967-72
52	Ian Gold	LB	6-0	223	Michigan	99	67	2000-03, 05-07
45/23	Austin (Goose) Gonsoulin	DB	6-3	210	Baylor	94	N/A	1960-66
79	John Gonzaga	G	6-3	247	No college	11	N/A	1966
21	André Goodman	CB	5-10	184	South Carolina	40	40	2009-11
62	Brian Goodman	G	6-2	250	UCLA	0	0	1975
64	Harvey Goodman	G	6-4	260	Colorado	14	0	1976
16	D'Andre Goodwin	WR	5-10	191	Washington	0	0	2011
63	Amon Gordon	DT	6-2	305	Stanford	4	4	2007
28	Cornell Gordon	CB	6-0	187	North Carolina A&T	29	14	1970-72
21/23	Darrien Gordon	CB	5-11	184	Stanford	32	32	1997-98
77	Brandon Gorin	T	6-6	309	Purdue	6	1	2009
83	Sam Graddy	WR	5-10	165	Tennessee	8	0	1987-88
52/53	Randy Gradishar	LB	6-3	233	Ohio State	145	134	1974-83
89	Daniel Graham	TE	6-3	257	Colorado	63	61	2007-10
58	Tom Graham	LB	6-2	235	Oregon	33	23	1972-74
35	John Granby	S	6-1	200	Virginia Tech	4	0	1992
63	John Grant	DT/DE	6-3	241	Southern California	99	42	1973-79
95	Paul Grasmanis	DT	6-2	298	Notre Dame	5	0	1999
72	Marsharne Graves	T	6-3	268	Arizona	1	0	1984
74	Cornell Green	T	6-6	315	Central Florida	14	0	2004-05
28	Gaston Green	RB	5-10	189	UCLA	27	25	1991-92
53/52	Louis Green	LB	6-3	237	Alcorn State	64	0	2004-08
87	Paul Green	TE	6-3	236	Southern California	0	0	1989
85	Virgil Green	TE	6-5	252	Nevada	15	3	2011
85	Willie Green	WR	6-4	195	Mississippi	32	2	1997-98
20	Charles Greer	DB	6-0	205	Colorado	88	85	1968-74
85	James D. Greer	E	6-3	215	Elizabeth City State	14	N/A	1960
14	Brian Griesse	QB	6-3	215	Michigan	53	51	1998-2002
46	John Griffin	HB	6-1	190	Memphis State	26	N/A	1964-66
22/21	Quentin Griffin	RB	5-7	195	Oklahoma	16	5	2003-05
29	Howard Griffith	FB	6-0	240	Illinois	59	56	1997-2001
89	Bill Groman	HB/E	6-0	194	Heidelberg	14	N/A	1963
82	Dan Gronkowski	TE	6-5	255	Maryland	12	4	2010
77	Dick Guesman	T/K	6-4	255	West Virginia	14	N/A	1964
37	Kevin Guidry	CB	6-0	176	Louisiana State	14	0	1988
53	Donald Gulseth	LB	6-1	240	North Dakota	5	N/A	1966
63	Melwood N. (Buzz) Guy	G	6-3	248	Duke	9	N/A	1961-62
H								
75	Brian Habib	G	6-7	293	Washington	78	78	1993-97
48	Dale Hackbart	S	6-3	210	Wisconsin	3	2	1973
85	Joey Hackett	TE	6-5	267	Elon College	16	3	1986
4	Darrell Hackney	QB	6-0	248	Alabama-Birmingham	0	0	2007-08
84	Mike Haffner	E	6-2	200	UCLA	34	16	1968-70
54	Britt Hager	LB	6-1	225	Texas	18	5	1995-96
57	Mario Haggan	OLB	6-3	267	Mississippi State	56	33	2008-11
22	Steve Haggerty	DB	5-10	175	UNLV	1	0	1975
26	Chris Hale	DB	5-7	164	Southern California	0	0	1993
93	Ronnie Haliburton	LB	6-4	230	Louisiana State	13	0	1990-91
23	Andre Hall	RB	5-10	212	South Florida	18	1	2007-08
40	Darryl Hall	S	6-2	210	Washington	32	5	1993-94
50	Ben Hamilton	G/C	6-4	290	Minnesota	111	104	2001-09
69	Darrell Hamilton	T	6-5	298	North Carolina	21	10	1989-91
72	Wayne Hammond	DT	6-5	257	Montana State	5	0	1976
86	Patrick Hape	TE/FB	6-4	262	Alabama	63	13	2001-04
23	Billy Hardee	DB	6-0	184	Virginia Tech	2	0	1976

BRONCOS ALL-TIME ROSTER, CONT.

No.	Name	Pos.	Hgt.	Wgt.	College	GP	GS	Years
31	Mike Harden	CB/S	6-1	192	Michigan	128	98	1980-88
78	Archie Harris†	OL	6-6	270	William & Mary	3	0	1987
25	Chris Harris	CB	5-10	190	Kansas	16	4	2011
31	Quentin Harris	S	6-1	213	Syracuse	6	0	2006
34	Raymont Harris	RB	6-0	226	Ohio State	3	0	2000
74/72	Ryan Harris	T	6-5	300	Notre Dame	46	34	2007-11
68	Steven Harris	DT	6-5	305	Florida	4	0	2007
47	Tony Harris	WR	6-2	190	Toledo	0	0	1972
82	Dwight Harrison	WR	6-1	187	Texas A&I	12	6	1971-72
95	Derrick Harvey	DE	6-5	268	Florida	5	0	2011
27	Maurice Harvey	DB	5-10	190	Ball State	31	3	1978-80
52	Richard Harvey	LB	6-1	235	Tulane	16	1	1994
96	Harald Hasselbach	DE	6-6	285	Washington	112	29	1994-2000
3	Steven Hauschka	K	6-4	210	North Carolina State	4	0	2010
67	Johnny Ray Hatley	T	6-3	249	Sul Ross State	14	N/A	1960
37	Tim Hauck	S	5-10	187	Montana	32	0	1995-96
71	Arthur A. Hauser	T	6-0	237	Xavier	14	N/A	1961
29/33	Wendell Hayes	HB	6-1	220	Humboldt State	39	N/A	1965-67
82	Herb Haygood	WR	5-11	193	Michigan State	4	0	2002
28	Abner Haynes	HB	6-0	190	North Texas State	28	N/A	1965-66
37	Alex Haynes	RB	5-10	230	Central Florida	0	0	2008
36	Mark Haynes	CB	5-11	194	Colorado	52	27	1986-89
98	Reggie Hayward	DE	6-5	270	Iowa State	47	19	2001-04
23	Alfred Haywood	RB	5-11	215	Bethune-Cookman	2	0	1975
20	Garrison Hearst	RB	5-11	215	Georgia	7	0	2004
22	Vaughn Hebron	RB	5-8	195	Virginia Tech	47	1	1996-98
24	Wymon Henderson	CB	5-10	190	Nevada-Las Vegas	62	56	1989-92
86	Jerry Hendren	WR	6-2	187	Idaho	10	0	1970
68	Brad Henke	DE/NT	6-3	275	Arizona	2	0	1989
20	Travis Henry	RB	5-9	230	Tennessee	12	7	2007
89	Gary Henson	E	6-3	200	Colorado	1	N/A	1964
43	Lonnie Hepburn	CB	5-11	180	Texas Southern	14	4	1974
31	Kelly Herndon	CB	5-10	180	Toledo	45	27	2002-04
79	Steve Herndon	G	6-4	292	Georgia	22	12	2001-03
16	George W. Herring	QB/P	6-2	200	Southern Mississippi	28	N/A	1960-61
10	Mark Herrmann	QB	6-4	200	Purdue	2	1	1981-82
50	Jon Hesse	LB	6-3	258	Nebraska	0	0	1997
31	Bo Hickey	FB	5-11	230	Maryland	12	N/A	1967
28	Clifford Hicks	CB	5-9	190	Oregon	6	0	1995
56/65	Walter Highsmith	C	6-3	247	Florida A&M	23	1	1968-69
84	Jack Hill	HB	6-1	185	Utah State	14	N/A	1961
23	Renaldo Hill	S	5-11	205	Michigan State	29	29	2009-10
21	Randy Hilliard	CB	5-11	165	Northwestern (La.) State	54	7	1994-97
22	Peyton Hillis	RB	6-1	240	Arkansas	26	8	2008-09
76	Tony Hills	T	6-5	304	Texas	0	0	2011
12	Domenik Hixon	WR	6-2	185	Akron	4	0	2006-07
71	Russ Hochstein	OL	6-4	305	Nebraska	44	16	2009-11
23	George Hoey	DB	5-10	174	Michigan	1	0	1975
87	John Hoffman	DE	6-7	260	Hawaii	2	1	1972
64	John Hohman	G	6-1	245	Wisconsin	24	N/A	1965-66
90	Darius Holland	DT	6-5	330	Colorado	18	14	2003-04
70	Montrae Holland	G	6-2	322	Florida State	16	16	2007
99	Vonnie Holliday	DL	6-5	285	North Carolina	16	3	2009
73	Shawn Hollingsworth	T	6-2	260	Angelo State	5	0	1983
34	Gus Hollomon	DB	6-3	195	Houston	27	9	1968-69
90	Ron Holmes	DE	6-4	261	Washington	52	32	1989-92
73/74	Gordon (Gordy) Holz	DT	6-4	260	Minnesota	56	N/A	1960-63
74/78	Winford Hood	G/T	6-3	262	Georgia	47	9	1984-88
50	Jerry Hopkins	LB	6-2	235	Texas A&M	49	N/A	1963-66
2	Mike Horan	P	5-11	192	Long Beach State	86	0	1986-92
13	Don Horn	QB	6-2	195	San Diego State	11	9	1971-72
60	Paul Howard	G	6-3	260	Brigham Young	187	147	1973-75, '77-86
3	Bobby Howfield	K	5-9	180	No college	40	0	1968-70
57	John Huard	LB	6-0	228	Maine	42	*28	1967-69
53	Robert Hudson	LB	6-4	225	Clemson	16	N/A	1960-61
14/16	John Hufnagel	QB	6-1	194	Penn State	9	1	1973-75
20	Delvin Hughley	CB	5-10	202	Jacksonville State	0	0	2001
26	Bobby Humphrey	RB	6-1	201	Alabama	35	26	1989-91
2	Bob Humphreys	K	6-1	240	Wichita State	10	0	1967-68
79	Stefan Humphries	G	6-3	265	Michigan	8	8	1987-88
98	Ricky Hunley	LB	6-2	242	Arizona	52	29	1984-87
25	Daniel Hunter	CB	5-11	178	Henderson State	26	0	1985-86
52/90	Jason Hunter	LB/DE	6-4	271	Appalachian State	32	14	2010-11
8	Todd Husak	QB	6-3	216	Stanford	0	0	2001
65/67	Glenn Hyde	G/T	6-3	253	Pittsburgh	99	11	1976-81, '84-85
I								
73	Martin Imhof	DE	6-6	255	San Diego State	1	0	1976
62	Jerry Inman	DT	6-2	256	Oregon	82	*19	1966-73
56	Nate Irving	LB	6-1	240	North Carolina State	16	0	2011
59	Brian Iwuh	LB	6-0	239	Colorado	0	0	2011
J								
29	Bernard Jackson	DB	6-0	178	Washington State	46	43	1977-80

No.	Name	Pos.	Hgt.	Wgt.	College	GP	GS	Years
16	Chad Jackson	WR	6-1	215	Florida	4	0	2008
29	Chevis Jackson	CB	5-11	193	Louisiana State	0	0	2010
82	Darrell Jackson	WR	5-11	210	Florida	12	2	2008
17	Jarious Jackson	QB	6-0	228	Notre Dame	5	1	2000-03
68	Larron Jackson	G	6-3	270	Missouri	54	46	1971-74
78	Larry Jackson	DE	6-3	262	Texas A&M	0	0	1995
80	Mark Jackson	WR	5-9	180	Purdue	100	68	1986-92
14/89/81	Nate Jackson	TE	6-3	235	Menlo College	41	4	2003-08
87	Richard Jackson	DE	6-3	255	Southern	67	*52	1967-72
25/28	Roger Jackson	DB	6-0	186	Bethune-Cookman	53	6	1982-85, '87
57	Tom Jackson	LB	5-11	220	Louisville	191	177	1973-86
52	Frank Jackunas	C	6-3	225	Detroit Mercy	0	0	1963
50	Ray Jacobs	LB	6-2	244	North Carolina	31	0	1994-95
83	Ray Jacobs	DT	6-3	285	Howard Payne	46	N/A	1963-66
19	Taylor Jacobs	WR	6-1	210	Florida	6	0	2007
20	Tory James	CB	6-1	195	Louisiana State	48	6	1996-99
70	Charlie Janerette	DT	6-3	265	Penn State	28	N/A	1964-65
26	Tom Janik	DB/P	6-3	190	Texas A&I	23	N/A	1963-64
43	Pete Jaquess	DB	6-0	185	Eastern New Mexico	36	*13	1967-70
81/82	Patrick Jeffers	WR	6-3	218	Virginia	14	0	1996-97
32	Billy Jenkins	S	5-10	205	Howard	22	16	2000-01
30	Jim Jensen	RB	6-3	230	Iowa	41	20	1977-80
81	William Jessup	E	6-1	195	Southern California	9	N/A	1960
51	Eugene Jeter	LB	6-3	235	Arkansas AM&N	30	N/A	1965-67
3	William (Billy) Joe	FB	6-2	235	Villanova	28	N/A	1963-64
86	Barry Johnson	WR	6-2	197	Maryland	4	0	1991
86	Butch Johnson	WR	6-1	187	Cal-Riverside	32	17	1984-85
12	Charley Johnson	QB	6-1	200	New Mexico State	54	41	1972-75
66	Chuck Johnson	T	6-5	275	Texas	16	0	1992-93
25	Darrius Johnson	CB/S	5-9	185	Oklahoma	61	4	1996-99
21	Earl Johnson†	DB	6-0	195	South Carolina	3	3	1987
61	Ellis Johnson	DT	6-2	288	Florida	13	0	2004
87	Jason Johnson	WR	5-10	178	Illinois State	8	0	1988
37	Jeremiah Johnson	RB	5-9	200	Oregon	8	0	2011
90	Jerry Johnson	DT	6-0	290	Florida State	9	0	2000-01
39	Kyle Johnson	FB	6-0	242	Syracuse	45	24	2002, '04-07
45	Quinn Johnson	FB	6-1	263	Louisiana State	0	0	2011
99	Raylee Johnson	DE	6-3	272	Arkansas	14	1	2004
89	Reggie Johnson	TE	6-2	256	Florida State	44	22	1991-93
82	Vance Johnson	WR	5-11	185	Arizona	128	80	1985-93, '95
95	Tim Joiner†	LB	6-4	235	Louisiana State	3	3	1987
26	Calvin Jones	CB	5-7	170	Washington	46	44	1973-76
53	Danté Jones	LB	6-1	235	Oklahoma	5	5	1995
20	Darryl Jones†	DB	6-0	190	Georgia	1	1	1987
69	David Jones†	OL	6-3	262	Texas	3	1	1987
72	Ernest Jones	DE	6-2	263	Oregon	8	0	1996-98
35	Henry Jones	RB	6-2	235	Grambling	2	0	1969
43	Herana-Daze Jones	S	5-11	205	Indiana	2	0	2008
93	James Jones	DT	6-2	290	Northern Iowa	16	16	1995
80	Jim Jones	WR	6-3	195	Wisconsin	13	0	1968
60	K.C. Jones	C	6-1	275	Miami (Fla.)	16	0	1997-2000
32	Leonard Jones†	DB	6-2	185	Texas State	2	0	1987
33	Nate Jones	CB	5-10	185	Rutgers	16	3	2010
31	Rondell Jones	S	6-2	210	North Carolina	62	3	1993-96
75	Rulon Jones	DE	6-6	260	Utah State	129	100	1980-88
77	Tony Jones	T	6-5	290	Western Carolina	60	60	1997-2000
31	Victor Jones	RB	5-8	212	Louisiana State	16	1	1992
32	LaMont Jordan	RB	5-10	242	Maryland	9	0	2009
54/85	Larry Jordan	E/LB	6-6	230	Youngstown State	10	N/A	1962, '64
83	Donald G. Joyce	E	6-3	253	Tulane	6	N/A	1962
99	Seth Joyner	LB	6-2	245	Texas-El Paso	16	1	1998
66	Jim Juriga	T/G	6-6	269	Illinois	32	31	1986-90
K								
55	John Kacherski	LB	6-2	240	Ohio State	7	0	1992
59	Larry Kaminski	C	6-2	245	Purdue	96	*54	1966-73
72	Bob Kampa	DT	6-4	252	California	4	1	1974
13	Danny Kanell	QB	6-3	218	Florida State	5	2	2003-04
12	Ken Karcher	QB	6-3	205	Tulane	4	3	1987-88
3	Rich Karlis	K	6-0	180	Cincinnati	101	0	1982-88
72	Keith Kartz	C/T	6-4	270	California	100	89	1987-94
82	Kevin Kasper	WR	6-0	193	Iowa	14	4	2001-02
88	Clarence Kay	TE	6-2	237	Georgia	135	126	1984-92
61	Bill Keating	DT	6-2	242	Michigan	20	N/A	1966-67
32	Mike Kellogg	FB	6-0	230	Santa Clara	10	N/A	1966-67
86/87	Pat Kelly	TE	6-6	252	Syracuse	32	1	1988-89
28	Kenoy Kennedy	S	6-1	215	Arkansas	73	59	2000-04
85	Eddie Kennison	WR	6-0	195	Louisiana State	8	6	2001
68	Crawford Ker	G	6-3	288	Florida	12	10	1991
1	Brett Kern	P	6-3	205	Toledo	22	0	2008-09
32	Jon Keyworth	RB	6-3	230	Colorado	95	69	1974-80
33	Jim Kick	RB	5-11	214	Wyoming	17	0	1976-77
80/82	Tony Kimbrough	WR	6-2	192	Jackson State	27	0	1993-94
81	Todd Kinchen	WR	5-11	187	Louisiana State	7	0	1996
70	Donald W. King	E	6-3	260	Kentucky	14	N/A	1960
84	Vince Kinney	WR	6-2	190	Maryland	23	0	1978-79
87	David Kircus	WR	6-2	192	Grand Valley State	16	0	2006

BRONCOS ALL-TIME ROSTER, CONT.

No.	Name	Pos.	Hgt.	Wgt.	College	GP	GS	Years
97	Bruce Klostermann	LB	6-4	230	South Dakota State	37	5	1986-89
16	Jeff Knapple	QB	6-2	200	Northern Colorado	2	0	1980
99	Shawn Knight	NT	6-6	290	Brigham Young	14	0	1988
4	Micah Knorr	P/K	6-2	199	Utah State	36	0	2002-04
56	Mike Knox†	LB	6-2	240	Nebraska	3	0	1987
73	Robert E. Konovsky	E	6-2	246	Wisconsin	13	N/A	1961
53	Niko Koutouvides	LB	6-2	238	Purdue	14	0	2008
71	Greg Kragen	NT	6-3	263	Utah State	136	116	1985-93
86	Jim Krieg	WR	5-9	172	Washington	6	0	1972
12	Gary Kroner	K	6-1	200	Wisconsin	31	N/A	1965-67
52	Ray Kubala	C	6-5	265	Texas A&M	41	N/A	1964-67
8	Gary Kubiak	QB	6-0	192	Texas A&M	119	5	1983-91
52	Frank W. Kuchta	C	6-2	225	Notre Dame	12	N/A	1960
73	Chris Kuper	G	6-4	303	North Dakota	79	73	2006-11
22	Aaron Kyle	DB	5-11	185	Wyoming	35	34	1980-82
L								
40	Ron Lamb	FB	6-2	225	South Carolina	3	3	1968
51/76	Gordon Lambert	LB	6-5	245	Tennessee-Martin	14	0	1968-69
50	Pat Lamberti Jr.	LB	6-2	225	Richmond	7	N/A	1961
33	Gene Lang	RB	5-10	196	Louisiana State	55	10	1984-87
76	Kenard Lang	DE	6-3	264	Miami (Fla.)	16	16	2006
21	Le-Lo Lang	CB	5-11	185	Washington	54	1	1990-93
67/76	Ken Lanier	T	6-3	281	Florida State	177	165	1981-92, '94
80	Dan LaRose	DE	6-5	250	Missouri	11	N/A	1966
77	Carl James Larpenter	G	6-4	235	Texas	28	N/A	1960-61
46	Spencer Larsen	FB/LB	6-2	243	Arizona	50	15	2008-11
87	Bill Larson	TE	6-4	225	Colorado State	2	0	1980
45	Bill Laskey	LB	6-3	235	Michigan	25	21	1973-74
73	Isaac T. Lassiter	E	6-5	270	St. Augustine	23	N/A	1962-64
75	Kit Lathrop	DE	6-5	255	Arizona State	9	0	1979
72	Don Latimer	DT	6-3	259	Miami (Fla.)	80	8	1978-83
26	Ty Law	CB	5-11	200	Michigan	7	2	2009
48/83	Mike Leach	TE/LS	6-2	240	William & Mary	104	0	2002-08
10	Jim LeClair	QB	6-1	200	C.W. Post	8	*2	1967-68
53	Roger LeClerc	C	6-3	235	Trinity (Conn.)	8	N/A	1967
15	Jacky Lee	QB	6-1	189	Cincinnati	18	N/A	1964-65
68	Larry Lee	C/G	6-2	265	UCLA	13	5	1987-88
81	Max Leetzow	DE	6-4	240	Idaho	28	N/A	1965-66
85	Ashley Lelie	WR	6-3	200	Hawaii	64	40	2002-05
54	Mike Lemon	LB	6-2	218	Kansas	1	0	1975
28	Jack Lentz	S	6-0	190	Holy Cross	26	*7	1967-68
94	Louis Leonard	DL	6-4	325	Fresno State	0	0	2010
78	Matt Lepsis	T	6-4	290	Colorado	150	133	1997-2007
26	Darrell Lester	FB	6-2	228	McNeese State	23	N/A	1965-66
94	Leon Lett	DE	6-6	290	Emporia State	12	0	2001
54	D.D. Lewis	LB	6-1	241	Texas	5	0	2007
20/41	Greg Lewis	RB	5-10	214	Washington	32	5	1991-92
24	Hal Lewis	DB	6-0	185	Arizona State	1	0	1968
48	Herman Lewis	E	6-2	188	Virginia Union	0	0	1968
8	Jeff Lewis	QB	6-2	211	Northern Arizona	5	0	1996-98
67	Kory Lichtensteiger	C	6-3	295	Bowling Green State	16	0	2008
22	Tony Lilly	S	6-0	199	Florida	58	15	1984-87
33	Hub Lindsey	HB	5-11	196	Wyoming	3	0	1968
2	Steve Lindsey	K	6-1	185	Mississippi	6	0	2000
14	Pete Liske	QB	6-3	200	Penn State	18	11	1969-70
44	Floyd Little	HB	5-10	196	Syracuse	117	*93	1967-75
84	Brandon Lloyd	WR	6-0	194	Illinois	22	16	2009-11
74	Bill Lobenstein†	DL	6-3	261	Wisconsin-Whitewater	3	0	1987
89	Kerry Locklin†	TE	6-3	230	New Mexico State	3	0	1987
97	Mike Lodish	DT	6-3	275	UCLA	92	19	1995-2000
89	Dave Logan	WR	6-4	219	Colorado	4	0	1984
31	Derek Loville	RB	5-10	203	Oregon	42	0	1997-99
37	Calvin Lowry	S	5-11	200	Penn State	11	3	2008
58/59	Tim Lucas	LB	6-3	230	California	75	11	1987-93
21	Tommy Luke	LB	6-0	190	Mississippi	7	1	1968
10	Triandos Luke	WR	5-10	189	Alabama	10	0	2004
22	Fran Lynch	HB	6-1	205	Hofstra	99	*14	1967-76
47	John Lynch	S	6-2	220	Stanford	60	59	2004-07
37	Anthony Lynn	RB	6-3	230	Texas Tech	61	0	1993, '97-99
61	Tom Lyons	G	6-2	230	Georgia	73	62	1971-76
41	Rob Lytle	TE/RB	5-11	195	Michigan	87	23	1977-83
M								
52	Dan MacDonald†	LB	6-2	230	Idaho State	3	0	1987
8	Tommy Maddox	QB	6-4	205	UCLA	29	4	1992-93
82	Adrian Madise	WR	5-11	215	Texas Christian	11	0	2003-04
78	Don Maggs	G/T	6-5	290	Tulane	16	3	1993-94
98	Josh Mallard	DL	6-2	259	Georgia	8	0	2007
33	Ernest G. (Pete) Mangum	LB	6-0	219	Mississippi	14	N/A	1960
83	Wade Manning	WR	5-11	190	Ohio State	25	0	1981-82
66/69	Brison Manor	DE	6-4	247	Arkansas	107	34	1977-84
33	Marquand Manuel	S	6-0	213	Florida	16	14	2008

No.	Name	Pos.	Hgt.	Wgt.	College	GP	GS	Years
50	Bobby Maples	C	6-3	250	Baylor	98	61	1972-78
26	Laurence Maroney	RB	5-11	220	Minnesota	4	3	2010
86	Arthur Marshall	WR	5-11	175	Georgia	32	10	1992-93
15	Brandon Marshall	WR	6-4	230	Central Florida	61	47	2006-09
43	Charles E. Marshall	HB	6-0	180	Oregon State	5	N/A	1962
29	Warren Marshall	RB	6-0	218	James Madison	1	0	1987
47	Paul Martha	S	6-0	187	Pittsburgh	13	12	1970
17	Glenn Martinez	WR	6-1	183	Saginaw Valley State	14	1	2007-08
83/85	Rick Massie	WR	6-1	190	Kentucky	13	4	1987-88
81	Billy Masters	TE	6-5	240	Louisiana State	66	29	1970-74
73	Pat Matson	G	6-1	245	Oregon	28	N/A	1966-67
55	Archie Matsos	LB	6-0	217	Michigan State	9	N/A	1966
76/77	Jack Mattox	T	6-4	240	Fresno State	8	N/A	1961-62
55	Marv Matuszak	LB	6-3	232	Tulsa	14	N/A	1964
8	Matt Mauck	QB	6-1	213	Louisiana State	0	0	2004
74	Andy Maurer	T	6-3	265	Oregon	13	13	1977
14	Dean May†	QB	6-5	220	Louisville	3	0	1987
56	Ray May	LB	6-1	230	Southern California	33	30	1973-75
51	Joe Mays	LB	5-11	246	North Dakota State	27	16	2010-11
31	Darcel McBath	S	6-1	198	Texas Tech	20	1	2009-10
98	Ryan McBean	DL	6-5	297	Oklahoma State	46	21	2009-11
87	Ed McCaffrey	WR	6-5	215	Stanford	120	104	1995-2003
40	Brendan McCarthy	FB	6-3	220	Boston College	8	5	1968-69
34	Kyle McCarthy	S	6-1	210	Notre Dame	12	0	2010-11
10/11	John McCormick	QB	6-1	208	Massachusetts	38	N/A	1963-66, '68
20	Marlon McCree	S	5-11	204	Kentucky	8	7	2008
96	Jake McCullough	DE	6-5	270	Clemson	16	0	1989-90
67	Robert V. McCullough	G	6-2	245	Colorado	56	N/A	1962-65
33	Lawrence McCutcheon	RB	6-1	205	Colorado State	6	0	1980
54	Ed (Wahoo) McDaniel	LB	6-1	235	Oklahoma	42	N/A	1961-63
82	Orlando McDaniel	WR	6-0	180	Louisiana State	3	0	1982
68	Reggie McElroy	G/T	6-6	290	West Texas State	23	0	1995-96
64	Lewis P. (Bud) McFadin	DT	6-3	260	Texas	56	N/A	1960-63
23	Willis McGahee	RB	6-0	235	Miami	15	14	2011
47	John McGeever	DB	6-1	195	Auburn	55	N/A	1962-65
85	Phil McGeoghan	WR	6-2	224	Maine	2	0	2001
91	Chester McGlockton	DT	6-4	334	Clemson	32	31	2001-02
89	Keli McGregor	TE	6-6	250	Colorado State	2	0	1985
83	Travis McGriff	WR	5-8	185	Florida	34	0	1999-2001
16	Monte McGuire†	QB	6-4	202	Texas Tech	2	0	1987
99	Alvin McKinley	DT	6-3	294	Mississippi State	15	10	2007
11	Kenny McKinley	WR	6-0	183	South Carolina	8	0	2009
58	Bill McKoy	LB	6-3	235	Purdue	30	9	1970-72
26	Tim McKyer	CB	6-0	178	Texas-Arlington	16	1	1997
68	Ron McLeant†	DL	6-3	270	Cal State Fullerton	3	0	1987
45	James R. McMillin	DB	6-0	190	Colorado State	47	N/A	1960-62, '64-65
41	Robert McNamara	HB	6-0	190	Minnesota	14	N/A	1960-61
47	Ryan McNeil	CB	6-2	210	Miami (Fla.)	4	0	2003
75	Adam Meadows	T	6-5	290	Georgia	3	3	2006
77/97	Karl Mecklenburg	LB/DE	6-3	240	Minnesota	180	141	1983-94
61	Bob Meeks	C	6-2	279	Auburn	8	0	1992-94
64	Jon Melander	G	6-7	280	Minnesota	29	22	1993-94
63	Richard Mercier	G	6-3	299	Miami (Fla.)	0	0	2000
59	Mark Merrill	LB	6-4	237	Minnesota	17	0	1981-82
46/87	Bobby Micho	RB/TE	6-3	236	Texas	20	3	1986-87
23	Willie Middlebrooks	CB	6-1	200	Minnesota	51	2	2001-04
22	Glyn Milburn	RB	5-8	177	Stanford	48	6	1993-95
17	Hugh Millen	QB	6-5	216	Washington	8	2	1994-95
83	Anthony Miller	WR	5-11	190	Tennessee	46	45	1994-96
82	Billy Miller	WR	6-3	230	Southern California	22	0	1999-2000
12	Chris Miller	QB	6-2	204	Oregon	3	3	1999
58	Von Miller	OLB	6-3	237	Texas A&M	15	15	2011
52	Jeff Mills	LB	6-3	244	Nebraska	41	3	1990-93
21	Eugene Mingo	HB/K	6-2	216	No college	59	N/A	1960-64
71	Claudia Minor	T	6-4	280	San Diego State	125	123	1974-82
20	Tommy Earl Minter	HB	5-10	178	Baylor	7	N/A	1962
67	Dean Miraldi	T	6-5	266	Utah	10	0	1985
75	Rex Mirich	DE	6-4	250	Northern Arizona	34	*12	1967-69
49	Alvin Mitchell	S/WR	6-3	195	Morgan State	2	0	1970
27	Charlie Mitchell	HB	5-11	185	Washington	56	N/A	1963-67
41	Leroy Mitchell	CB	6-1	190	Texas Southern	40	40	1971-73
51	John Mobley	LB	6-1	236	Kutztown	105	102	1996-2003
89	Orson Mobley	TE	6-5	256	Salem College (W.V.)	62	33	1986-90
53	Mike Mohamed	LB	6-3	245	California	2	0	2011
22	Alton Montgomery	S/CB	6-0	200	Houston	43	5	1990-92
78	Marv Montgomery	T	6-6	255	Southern California	57	25	1971-76
21	Randy Montgomery	CB	5-11	182	Weber State	26	10	1971-73
81/83	Scottie Montgomery	WR	6-1	195	Duke	4	0	2000-02
52	Mike Montler	C	6-5	254	Colorado	14	14	1977
48	Alex Moore	HB	6-0	195	Norfolk State	3	0	1968
87	Bob Moore	TE	6-3	220	Stanford	8	2	1978
23	Jason Moore	S	5-10	191	San Diego State	6	0	1999
78	Leroy Moore	DE	6-2	240	Fort Valley State	26	N/A	1964-65
69	Mookie Moore	G	6-2	318	Troy State	0	0	2001-02
26	Rahim Moore	S	6-1	196	UCLA	15	7	2011
76	Randy Moore	DT	6-2	241	Arizona State	8	0	1976
12	Shawn Moore	QB	6-2	213	Virginia	3	0	1991-93
86	Emery Moorehead	WR/RB	6-2	218	Colorado	16	0	1980

BRONCOS ALL-TIME ROSTER, CONT.

No.	Name	Pos.	Hgt.	Wgt.	College	GP	GS	Years
27	Knowshon Moreno	RB	5-11	210	Georgia	36	24	2009-11
11	Quincy Morgan	WR	6-1	215	Kansas State	7	0	2006
7	Craig Morton	QB	6-4	214	California	72	64	1977-82
25	Haven Moses	WR	6-2	208	San Diego State	140	127	1972-81
85	John Mosier	TE	6-3	220	Kansas	11	1	1971
94	Jarvis Moss	OLB/DE	6-7	257	Florida	34	1	2007-10
86	Bobby Moten	TE	6-4	212	Bishop College	3	0	1968
51	Marc Munford	LB	6-2	231	Nebraska	48	16	1987-90
57	Mark Murray	LB	6-2	240	Florida	6	0	1991
72	Pat Murray	G	6-3	310	Truman State	0	0	2008
14	Bill Musgrave	QB	6-3	215	Oregon	9	1	1995-96
85/71	Chad Mustard	TE/T	6-6	277	North Dakota	32	6	2006-08
62	Chris Myers	C/G	6-4	300	Miami (Fla.)	41	16	2005-07
96	Michael Myers	DT	6-2	300	Alabama	32	31	2005-06
29	Wilbur Myers	S	5-11	195	Delta State	16	0	1983
39	Jesse Myles	RB	5-10	210	Louisiana State	22	0	1983-84
54	Chip Myrtle	LB	6-2	225	Maryland	81	*40	1967-72
N								
58	Rob Nairne	LB	6-4	223	Oregon State	55	21	1977-80
66	Tom Nalen	C	6-3	286	Boston College	194	188	1994-2008
29	Damien Nash	RB	5-10	220	Missouri	3	0	2006
82	Marcus Nash	WR	6-3	195	Tennessee	10	1	1998-99
84	Ricky Nattiel	WR	5-9	180	Florida	70	17	1987-92
6	Joe Nedney	K	6-4	215	San Jose State	3	0	2000
62	Dan Neil	G	6-2	285	Texas	108	104	1997-2004
80	Ron Nery	E	6-6	247	Wisconsin	4	N/A	1963
76	Tom Neville	T	6-4	260	Mississippi State	16	15	1978
51	Lee (Mike) Nichols	C	6-3	225	Arkansas A&M	28	N/A	1960-61
43	John Nocera	LB	6-1	220	Iowa	9	N/A	1963
68	Tom Nomina	T	6-3	260	Miami (Ohio)	37	N/A	1963-65
38	Ben Norman	RB	6-1	212	Colorado State	3	0	1980
1/4	Chris Norman	P	6-2	198	South Carolina	38	0	1984-86
15	Philip H. Nugent	HB	6-2	195	Tulane	12	N/A	1961
O								
27	Tom Oberg	S	6-0	185	Portland State	16	13	1968-69
88	Riley Odoms	TE	6-4	230	Houston	153	134	1972-83
42	Muhammad Oliver	DB	5-11	179	Oregon	3	0	1992
58	Phil Olsen	C	6-5	265	Utah State	27	5	1975-76
69	Eric Olsen	OL	6-3	305	Notre Dame	1	0	2010
70	Seth Olsen	G	6-5	308	Iowa	3	0	2009
76	Harold Olson	T	6-2	255	Clemson	28	N/A	1963-64
0	John Olszewski	FB	5-11	200	California	12	N/A	1962
66	Jim O'Malley	LB	6-1	229	Notre Dame	40	5	1973-75
24	Deltha O'Neal	CB	5-10	196	California	61	36	2000-03
8	Kyle Orton	QB	6-4	225	Purdue	34	33	2009-11
91	Willie Oshodin	DE	6-4	265	Villanova	30	5	1993-95
P								
95	Anton Palepoi	DE	6-3	283	Nevada-Las Vegas	11	0	2004
23	Chris Pane	DB	5-11	184	Chico State	36	1	1976-79
56	Don Parish	LB	6-1	220	Stanford	1	1	1972
60	Ernie Park	G	6-3	253	McMurray College	14	N/A	1967
60	Charlie Parker	G	6-1	245	Southern Mississippi	14	N/A	1965
1	Daren Parker	P	6-0	185	South Carolina	3	0	1992
74	Scott Parrish	T	6-6	265	Utah State	0	0	1976
24	Rick Parros	RB	5-11	200	Utah State	46	32	1980-84
12	Al Pastrana	QB	6-1	190	Maryland	7	3	1969-70
28	Tito Paul	CB	6-0	195	Ohio State	16	0	1998
2	Sam Paulescu	P	6-0	189	Oregon State	1	0	2007
66	Lonie Paxton	LS	6-2	281	Sacramento State	48	0	2009-11
41	Karl Paymah	CB	6-0	195	Washington State	60	5	2005-08
88	Russell Payne†	TE	6-1	240	Appalachian State	1	0	1987
64	Erik Pears	T	6-8	305	Colorado State	32	16	2006-08
71	Jack Peavey†	OL	6-2	260	Troy State	3	1	1987
12	Craig Penrose	QB	6-3	211	San Diego State	18	4	1976-79
71	James W. Perkins	T	6-2	250	Colorado	42	N/A	1962-64
33/35	Lonnie Perrin	RB	6-1	222	Illinois	44	5	1976-78
60	Gerald Perry	G/T	6-6	300	Southern	40	29	1988-90
95	Michael Dean Perry	DT	6-1	285	Clemson	38	37	1995-97
33	Robert Perryman	FB	6-1	233	Michigan	19	8	1991-92
77	Anton Peters	T	6-4	245	Florida	10	N/A	1963
90/97	Kenny Peterson	DL	6-3	295	Ohio State	42	15	2006-09
26	Lyle Pickens†	DB	5-10	175	Colorado	1	0	1987
58	Terry Pierce	LB	6-1	251	Kansas State	18	0	2003-04
74	Evan Pilgrim	OL	6-4	304	Brigham Young	0	0	1999
38	Andrew Pinnock	FB	5-10	250	South Carolina	0	0	2008
95	Kavika Pittman	DE	6-6	273	McNeese State	45	44	2000-02
28	Michael Pittman	RB	6-0	225	Fresno State	8	3	2008
48	John Pitts	S	6-4	218	Arizona State	22	4	1973-75
82	Dave Pivec	TE	6-3	230	Notre Dame	14	5	1969
38	Bruce Plummer	DB	6-0	197	Mississippi State	26	0	1987-88, '90

No.	Name	Pos.	Hgt.	Wgt.	College	GP	GS	Years
16	Jake Plummer	QB	6-2	212	Arizona State	59	54	2003-06
22	Bobby Ply	DB	6-1	190	Baylor	1	N/A	1967
21	Randy Pofft	DB	6-3	190	Stanford	29	2	1975-77
76	Tyler Polumbus	T	6-8	300	Colorado	31	8	2008-09
47	David Pool	DB	5-9	182	Carson-Newman	0	0	1993
81	Keith Poole	WR	6-0	188	Arizona State	6	3	2001
34	Nathan Poole	RB	5-9	210	Louisville	30	13	1982-83, '85, '87
37	Tyrone Poole	CB	5-8	188	Fort Valley State	16	4	2002
75	Monsanto Pope	DT	6-3	300	Virginia	48	21	2002-05
31	P.J. Pope	RB	5-9	205	Bowling Green State	5	1	2008
31	Kerry Porter	RB	6-1	215	Washington State	13	3	1990
26	Clinton Portis	RB	5-11	205	Miami (Fla.)	29	25	2002-03
23	Dickie Post	RB	5-9	190	Houston	6	1	1971
31	Darryl Pounds	CB	5-10	185	Nicholls State	9	0	2000
91	Warren Powers	DE	6-6	287	Maryland	44	28	1989-91
5	Matt Prater	K	5-10	187	Central Florida	62	0	2007-11
88	Eugene Prebola	E	6-3	225	Boston University	42	N/A	1961-63
23	Steve Preece	S	6-1	195	Oregon State	13	9	1972
46	Dave Preston	HB	5-10	185	Bowling Green	76	37	1978-83
11	Luke Prestridge	P	6-4	235	Baylor	73	0	1979-83
56	James Price	LB	6-2	225	Auburn	6	N/A	1964
25	Errol Prisby	DB	5-10	184	Cincinnati	5	N/A	1967
81	Mike Pritchard	WR	5-10	188	Colorado	18	13	1994-95
93	Trevor Pryce	DL	6-5	286	Clemson	121	114	1997-2005
88/87	Jeb Putzier	TE	6-4	251	Boise State	41	10	2002-05, '08
83	John J. Pyeatt	HB	6-3	204	No college	17	N/A	1960-61
Q								
26	Frank Quayle	RB	5-10	195	Virginia	11	2	1969
9	Brady Quinn	QB	6-3	235	Notre Dame	0	0	2010-11
81	Richard Quinn	TE	6-4	255	North Carolina	29	4	2009-10
R								
78	Bruce Radford	DE	6-5	257	Grambling	16	0	1979
65	Manny Ramirez	G	6-3	313	Texas Tech	2	0	2011
11	Patrick Ramsey	QB	6-2	225	Tulane	3	0	2007-08
10	Steve Ramsey	QB	6-2	210	North Texas State	53	31	1971-76
99	Montae Reagor	DE	6-3	285	Texas Tech	45	1	1999-2002
76	Leo T. Reed	T	6-4	240	Colorado State	4	N/A	1961
32	Tony Reed	RB	5-11	197	Colorado	15	0	1981
43	Izell Reese	S	6-2	190	Alabama-Birmingham	15	15	2002
41	Johnathan Reese	RB	6-1	220	Columbia	0	0	2004
95	Darrell Reid	OLB/DE	6-2	270	Minnesota	16	0	2009
74	Dan Remsberg	T	6-6	275	Abilene Christian	21	1	1986-87
97	Simeon Rice	DE	6-5	268	Illinois	6	1	2007
40	Randy Rich	DB	5-10	178	New Mexico	0	0	1977
43	Bob Richardson	DB	6-1	180	UCLA	9	N/A	1966
99	David Richie	DT	6-4	280	Washington	2	0	1997
58	Frank Richter	LB	6-3	235	Georgia	34	*11	1967-69
26	Larry Riley	DB	5-10	192	Salem College (N.C.)	5	0	1977
38	Reggie Rivers	RB	6-1	215	Southwest Texas State	96	5	1991-96
59	Joe Rizzo	LB	6-1	220	U.S. Merchant Marine Academy	81	62	1974-80
48	Randy Robbins	DB	6-2	189	Arizona	116	26	1984-91
63	Dewayne Robertson	DT	6-1	308	Kentucky	15	15	2008
36	Frank Robinson	CB	5-11	175	Boise State	28	2	1992-93
94	Jeff Robinson	DE	6-4	270	Idaho	64	0	1993-96
95	Jeroy Robinson	LB	6-1	241	Texas A&M	3	0	1990
54	Lee Robinson	LB	6-2	256	Alcorn State	3	0	2010
17	Matt Robinson	QB	6-2	196	Georgia	14	7	1980
77	Alden Roche	DE	6-4	255	Southern	14	0	1970
4	Ruben Rodriguez	P	6-2	210	Arizona	5	0	1992
68	William E. Roehnelt	LB	6-1	227	Bradley	18	N/A	1961-62
43	Roderick Rogers	S	6-2	187	Wisconsin	5	1	2007-08
73	Stan Rogers	T	6-4	256	Maryland	14	2	1975
35	David S. Rolle	FB	6-0	215	Oklahoma	14	N/A	1960-61
53	Bill Romanowski	LB	6-4	245	Boston College	96	96	1996-2001
42	Al Romine	HB	6-2	191	Florence State	14	N/A	1960
81	Dante Rosario	TE	6-4	250	Oregon	14	3	2011
81	Barry Rose	WR	6-0	185	Wisconsin-Stevens Point	3	0	1993
30	Oliver Ross	RB	6-0	210	Alabama A&M	25	0	1973-75
11	Tobin Rote	QB	6-2	211	Rice	3	N/A	1966
16	Tom Rouen	P	6-3	225	Colorado	152	0	1993-2002
33	Justin D. Rowland	HB	6-2	188	Texas Christian	10	N/A	1962
46	John Rowser	DB	6-1	190	Michigan	38	37	1974-76
19	Eddie Royal	WR	5-10	180	Virginia Tech	57	45	2008-11
11	T.J. Rubley	QB	6-3	212	Tulsa	0	0	1996
40	Martin Rudolph†	DB	5-10	183	Arizona	3	1	1987
57	Mike Ruether	C	6-4	279	Texas	17	0	1988-89
58	Steve Russ	LB	6-4	245	Air Force	24	0	1997-2000
10	Clifford Russell	WR	5-11	195	Utah	2	0	2008
39	Darryl Russell†	DB	6-0	190	Appalachian State	3	0	1987
85	Derek Russell	WR	6-0	195	Arkansas	50	36	1991-94
42	Leonard Russell	RB	6-2	235	Arizona State	14	13	1994
53	Johnny Rutledge	LB	6-3	239	Florida	6	0	2003
50	Jim Ryan	LB	6-1	225	William & Mary	150	91	1979-88
80	Tom Rychlec	E	6-3	220	American International	3	N/A	1963

BRONCOS ALL-TIME ROSTER, CONT.

S								
No.	Name	Pos.	Hgt.	Wgt.	College	GP	GS	Years
26	George Saimes	S	5-11	186	Michigan State	30	19	1970-72
74	Ephraim Salaam	T	6-7	295	San Diego State	30	30	2002-03
74	Harvey Salem	T	6-6	283	California	10	0	1991
84	Clint Sampson	WR	5-11	183	San Diego State	59	10	1983-86
55	Glenell Sanders	LB	6-1	228	Louisiana Tech	1	0	1994
37	Cecil Sapp	RB	5-11	229	Colorado State	49	9	2003-07
10	Todd Sauerbrun	P	5-10	215	West Virginia	30	0	2005-07
83	John Sawyer	TE	6-2	240	Southern Mississippi	17	11	1983-84
54	Ron Sbranti	LB	6-2	230	Utah State	14	N/A	1966
82	Bob Scarpitto	WR/P	5-11	192	Notre Dame	81	N/A	1962-67
67	Carl Schaukowitch	G	6-3	235	Penn State	11	2	1975
88	Tony Scheffler	TE	6-5	255	Western Michigan	57	28	2006-09
67	Steve Schindler	G	6-3	256	Boston College	28	4	1977-78
69	Mark Schlereth	G	6-3	282	Idaho	81	81	1995-2000
64	Mike Schnitker	G	6-3	245	Colorado	74	26	1969-74
74	Bill Schultz	T	6-5	305	Southern California	2	0	1995
84/86	John Schultz	WR	5-10	182	Maryland	32	0	1976-78
66	Carlos Scott†	C	6-2	305	Texas-El Paso	0	0	1987
45	Lew Scott	DB	5-11	170	Oregon State	13	N/A	1966
76	Kirk Scrafford	T	6-6	270	Montana	32	7	1993-94
35	James H. Sears	HB	5-11	183	Southern California	2	N/A	1960-61
21	Goldie Sellers	DB	6-2	198	Grambling	27	N/A	1966-67
45	Jeff Severson	DB	6-1	183	Long Beach State	14	3	1975
30	Steve Sewell	RB/WR	6-3	210	Oklahoma	94	15	1985-92
65	Don Shackelford	G	6-4	255	Pacific	8	N/A	1964
75	Rick Sharp	T	6-3	265	Washington	12	0	1972
81/84	Shannon Sharpe	TE	6-2	228	Savannah State	172	139	1990-99, '02-03
17	George H. Shaw	QB	6-1	183	Oregon	13	N/A	1962
95	Josh Shaw	DT	6-3	305	Michigan State	5	0	2008
45	Richard Shelton	CB	5-10	180	Liberty	4	0	1989
86	Edell Shepherd	WR	6-1	175	San Jose State	0	0	2008
84	Rod Sherman	WR	6-0	190	Southern California	14	13	1972
88	Mike Sherrard	WR	6-1	185	UCLA	15	0	1996
75	Roger Shoals	T	6-4	260	Maryland	14	14	1971
40/28	Jeff Shoate	CB	5-10	180	San Diego State	14	0	2004-05, '07
63	Laval Short	DT	6-3	250	Colorado	15	0	1980
80	Jerry Simmons	WR	6-0	190	Bethune-Cookman	51	35	1971-74
51	Leon Simmons	LB	6-0	225	Grambling	2	N/A	1963
2	Chris Simms	QB	6-4	230	Texas	3	1	2009
51	Mike Simone	LB	6-0	210	Stanford	42	3	1972-74
67	Jackie Simpson	LB	6-0	225	Mississippi	6	N/A	1961
45	John Sklopan	HB	5-10	200	Southern Mississippi	3	N/A	1963
7/14	Milton (Mickey) Slaughter	QB	6-2	204	Louisiana Tech	40	N/A	1963-66
39	Tom Smiley	RB	6-1	235	Lamar Tech	14	9	1969
56	Aaron Smith	LB	6-2	223	Utah State	10	0	1984
33	Alphonso Smith	CB	5-9	190	Wake Forest	15	0	2009
55	Art Smith	LB	6-1	222	Hawaii	2	0	1980
26	Ben Smith	CB	6-3	208	Georgia	14	14	1994
20	Daniel Eugene Smith	HB	5-10	180	Northeast Oklahoma	4	N/A	1961
49	Dennis Smith	S	6-3	200	Southern California	184	170	1981-94
42	Detron Smith	FB	5-10	230	Texas A&M	91	2	1996-2001
14	Don Smith	G	6-4	240	Florida A&M	2	N/A	1967
75	Ed Smith	DE	6-5	241	Colorado College	16	3	1973-75
28	Elliott Smith	CB	6-2	192	Alcorn A&M	9	0	1990
72	Harold Smith	T	6-5	250	UCLA	3	N/A	1960
N/A	Hugh B. Smith	E	6-4	217	Kansas	0	0	1962
47	James Smith	S	6-3	190	Utah State	2	1	1969
97	Le Kevin Smith	DL	6-3	308	Nebraska	14	2	2009-10
57	Matt Smith†	LB	6-2	234	West Virginia	3	0	1987
65	Monte Smith	G	6-5	270	North Dakota	14	0	1989
90	Neil Smith	DE	6-4	270	Nebraska	43	35	1997-99
26	Paul Smith	RB	5-11	242	Texas-El Paso	14	0	2007
70	Paul Smith	DT/DE	6-3	256	New Mexico	133	72	1968-78
45	Perry Smith	DB	6-1	195	Colorado State	26	5	1980-81
80	Rod Smith	WR	6-0	200	Missouri Southern	183	158	1995-2007
32	Sammie Smith	RB	6-2	226	Florida State	3	1	1992
71	Willie Smith	G	6-3	255	Michigan	14	N/A	1960
72	Isaac Snell	G	6-6	288	North Dakota State	0	0	2007
84	Matt Snorton	TE	6-5	250	Michigan State	5	N/A	1964
70	Brian Sochia	NT/DE	6-3	270	Northwestern Oklahoma St.	26	16	1991-92
39	Roland Solomon	CB	6-0	193	Utah	4	0	1981
51	Henry Sorrell	LB	6-1	215	Chattanooga	10	N/A	1967
33	Jimmy Spencer	CB	5-9	188	Florida	53	8	2000-03
59	Donnie Spragan	LB	6-3	239	Stanford	48	22	2002-04
78	Rich Stachowski	DE/NT	6-4	245	California	14	0	1983
62	Jerry N. Stalcup	LB	6-1	240	Wisconsin	22	N/A	1961-62
85	Tim Stallworth	WR	5-10	185	Washington State	1	0	1990
14	Scott Stankavage	QB	6-1	194	North Carolina	1	0	1984, '86
44	Bruce Starling	HB	6-1	186	Florida	0	0	1963
17	Larry Steele	P	5-10	182	Santa Rosa	1	0	1974
19	Fred Steinfort	K	5-11	180	Boston College	33	0	1979-81
36	James E. Stinnette	FB/LB	6-1	230	Oregon State	24	N/A	1961-62
21	Jesse Stokes	DB	6-0	190	Corpus Christi	2	0	1968
14	Brandon Stokley	WR	6-0	192	Southwestern Louisiana	44	13	2007-09
34	Donnie Stone	FB	6-1	205	Arkansas	48	N/A	1961-64



No.	Name	Pos.	Hgt.	Wgt.	College	GP	GS	Years
82	Otto Stowe	WR	6-2	188	Iowa State	8	0	1974
22	Bob Stransky	HB	6-1	180	Colorado	14	N/A	1960
63	David Strickland	T/G	6-0	220	Memphis State	14	N/A	1960
41	Deon Strother	RB	5-11	213	Southern California	2	0	1994
63	Tim Stuber	G	6-5	315	Colorado State	0	0	2004
70	Dave Studdard	T	6-4	260	Texas	145	133	1979-88
72	Jerry G. Sturm	C/T/G	6-3	260	Illinois	84	N/A	1961-66
60	Nick Subis	G/C	6-4	278	San Diego State	16	0	1991
50	John Sullins	LB	6-1	225	Alabama	6	0	1992
85	Don Summers	TE	6-4	230	Boise State	18	1	1984-85
46	Jim Summers	DB	5-10	180	Michigan State	11	N/A	1967
35	Jason Suttle	CB	5-10	182	Wisconsin	10	0	1999-2000
25	Charles Swann	WR/DB	6-1	188	Indiana State	13	0	1994
80	Shane Swanson†	WR	5-9	200	Nebraska	3	2	1987
74	Harry Swayne	T	6-5	290	Rutgers	23	16	1997-98
49	Neal Sweeney	FL	6-2	170	Tulsa	10	N/A	1967
51	Bob Swenson	LB	6-3	225	California	96	77	1975-83
23	Eugene Sykes	DB	6-1	201	Louisiana State	4	N/A	1967
57	Jashon Sykes	LB	6-2	236	Colorado	19	8	2003-04
40	Austin Sylvester	FB	6-1	248	Washington	0	0	2011
94	Jim Szymanski	DE	6-5	268	Michigan State	7	6	1990-91
T								
64	Ralph Tamm	G/C	6-4	280	West Chester	22	1	1995-96
98	Maa Tanuvasa	DE/DT	6-2	270	Hawaii	80	54	1995-2000
65	George Tarasovic	DE	6-4	245	Louisiana State	6	N/A	1967
41	Jerry L. Tarr	E	6-0	190	Oregon	14	N/A	1962
95	Alphonso Taylor	DT	6-3	350	Temple	3	0	1993
72	Herb Taylor	T	6-3	295	Texas Christian	0	0	2009
81	Kitrick Taylor	WR	5-11	194	Washington State	2	0	1993
87	Lionel T. Taylor	E	6-2	215	New Mexico Highlands	96	N/A	1960-66
70	Trey Teague	T	6-5	292	Tennessee	34	20	1998-2001
15	Tim Tebow	QB	6-3	245	Florida	23	14	2010-11
13	Steve Tensi	QB	6-5	215	Florida State	27	22	1967-70
13	David Terrell	WR	6-3	212	Michigan	1	0	2005
84	Jim Thibert	LB	6-3	230	Toledo	13	N/A	1965
32	Calvin Thomas	RB	5-11	239	Illinois	2	0	1988
88	Demaryius Thomas	WR	6-3	235	Georgia Tech	21	7	2010-11
48	Earlie Thomas	DB	6-1	190	Colorado State	10	6	1975
26	Eric Thomas	CB	5-11	184	Tulane	14	0	1995
80	Julius Thomas	TE	6-5	255	Portland State	5	1	2011
26	J.T. Thomas	S	6-2	196	Florida State	9	1	1982
79	Marcus Thomas	DL	6-3	316	Florida	76	34	2007-11
82	Zach Thomas	WR/PR	6-0	182	South Carolina State	28	0	1983-84
53	Anthony Thompson	LB	6-1	227	East Carolina	11	0	1990
61	Arland Thompson	G	6-4	265	Baylor	2	0	1980
36	Bill Thompson	DB	6-1	201	Maryland State	179	178	1969-81
76	Broderick Thompson	T	6-5	295	Kansas	32	32	1995-96
77	Jim Thompson	DT	6-3	255	Southern Illinois	4	N/A	1965
4	Robert Thompson†	WR	5-9	168	Youngstown State	2	0	1987
22	Syd'Quan Thompson	CB	5-9	191	California	13	0	2010-11
87	Cedric Tillman	WR	6-2	204	Alcorn State	39	8	1992-94
51	Dave Tobey	LB	6-3	231	Oregon	7	0	1968
42	Ryan Torain	RB	6-1	225	Arizona State	2	1	2008
61	Andre Townsend	DE/NT	6-3	265	Mississippi	103	54	1984-90
54/94	Keith Traylor	LB/DT	6-2	304	Central State (Okla.)	94	66	1991-92, 97-2000
20	Jerry Traynham	HB	5-10	190	Southern California	2	N/A	1961
9	David Treadwell	K	6-1	180	Clemson	64	0	1989-92
37	Steve Trimble	DB	5-10	181	Maryland	14	*1	1981-83
18	Frank Tripucka	QB	6-2	192	Notre Dame	44	42	1960-63
91	Jeff Tupper	DL	6-5	269	Oklahoma	4	3	1987
55	Godwin Turk	LB	6-3	230	Southern	42	5	1976-78
35	Clem Turner	RB	6-1	236	Cincinnati	37	0	1970-72
15	Jim Turner	K	6-2	205	Utah State	130	0	1971-79
21	Scott Turner	CB	5-10	190	Illinois	9	0	2003
71	Melvin Tuten	T	6-6	305	Syracuse	2	0	1999-2000
23	Maurice Tyler	S	6-0	188	Morgan State	28	2	1973-74
72	Richard Tyson	G	6-2	245	Tulsa	7	N/A	1967
U								
67	Keith Uecker	T	6-5	278	Auburn	2	2	1982-83
50	Artie Ulmer	LB	6-3	247	Valdosta State	7	0	1999
31	Marviel Underwood	S	5-10	200	San Diego State	0	0	2007
50	Olen Underwood	LB	6-1	220	Texas	14	4	1971
96	Mitch Unrein	DT	6-4	291	Wyoming	14	0	2011
80	Rick Upchurch	WR	5-10	175	Minnesota	119	59	1975-83
V								
42	Bill Van Heusen	WR/P	6-1	200	Maryland	109	38	1968-76
11	Bradlee Van Pelt	QB	6-2	220	Colorado State	3	0	2005
61	Bob Vaughn	G	6-4	240	Mississippi	1	0	1968
41	Cassius Vaughn	CB	5-11	195	Mississippi	22	3	2010-11
97	Demetris Veal	DT	6-2	288	Tennessee	31	1	2004-06
90	David Veikune	LB	6-2	257	Hawaii	4	0	2010
32	Tony Veland	S	6-0	209	Nebraska	12	0	1997
86	Chris Verhulst	TE	6-3	249	Chico State	8	1	1990
99	Kevin Vickerson	DL	6-5	321	Michigan State	20	16	2010-11
65	Lloyd Voss	T	6-4	256	Nebraska	13	7	1972

BRONCOS ALL-TIME ROSTER, CONT.

W								
No.	Name	Pos.	Hgt.	Wgt.	College	GP	GS	Years
37	Bob Wade	CB	6-2	200	Morgan State	3	2	1970
30	Clarence Walker	HB	6-1	205	Southern Illinois	1	N/A	1963
27/25	Denard Walker	CB	6-1	190	Louisiana State	32	31	2001-02
84	Javon Walker	WR	6-3	209	Florida State	24	21	2006-07
96	Kenny Walker	DE	6-3	260	Nebraska	31	16	1991-92
59	Brett Wallerstedt	LB	6-1	240	Arizona State	0	0	1994
35	Lenny Walls	CB	6-4	192	Boston College	43	20	2002-05
50	J.D. Walton	C	6-3	305	Baylor	32	32	2010-11
61	Gerard Warren	DT	6-4	325	Florida	31	31	2005-06
94	Ty Warren	DT	6-5	300	Texas A&M	0	0	2011
56	Dave Washington	LB	6-5	223	Alcorn A&M	27	21	1970-71
81/83	Dave Washington	TE	6-4	228	Southern California	2	1	1968
84	Gene Washington	WR	6-3	208	Michigan State	14	0	1973
97	Keith Washington	DE	6-4	275	Nevada-Las Vegas	26	16	2001-02
48	Lionel Washington	CB	6-0	185	Tulane	30	28	1995-96
95	Marvin Washington	DE	6-6	275	Idaho	16	0	1998
98	Ted Washington	NT	6-4	316	Louisville	15	15	1994
21	Chris Watson	CB	6-1	192	Eastern Illinois	14	1	1999
81	Steve Watson	WR	6-4	195	Temple	126	87	1979-87
17	Darius Watts	WR	6-2	188	Marshall	22	2	2004-05
54	Nate Wayne	LB	6-0	230	Mississippi	16	0	1998-99
58	Nate Webster	LB	6-0	232	Miami (Fla.)	32	28	2006-08
14	Norris Weese	QB	6-1	195	Mississippi	57	1	1976-79
40	Ted Wegert	FB	5-11	202	No college	4	N/A	1960
13	Jack Weil	P	5-11	175	Wyoming	6	0	1986
29	Bill West	CB	5-10	185	Tennessee State	8	0	1972
40/42	Charlie West	DB	6-1	197	Texas-El Paso	32	6	1978-79
20	Willie West	DB	5-10	190	Oregon	7	N/A	1964
89	Max Wettstein	E	6-3	225	Florida State	2	N/A	1966
83	Jim Whalen	TE	6-2	210	Boston College	17	15	1970-71
59	Taylor Whitley	G	6-4	315	Texas A&M	2	0	2005
89	Andre White	TE	6-3	225	Florida A&M	14	N/A	1967
78	Jim White	DE	6-4	256	Colorado State	7	1	1976
79	Dave Widell	C/G	6-7	303	Boston College	79	39	1990-94
67	Doug Widell	G	6-4	289	Boston College	64	58	1989-92
62	Casey Wiegmann	C	6-2	285	Iowa	32	32	2008-09
29	Jonathan Wilhite	CB	5-11	185	Auburn	15	2	2011
47	Gerald Willhite	RB	5-10	200	San Jose State	78	21	1982-88
91	Alfred Williams	DE	6-6	265	Colorado	49	38	1996-99
52/55	D.J. Williams	ILB	6-1	242	Miami (Fla.)	120	114	2004-11
90	Dan Williams	DE	6-4	290	Toledo	45	40	1993-96
27	Darrent Williams	CB	5-8	188	Oklahoma State	27	23	2005-06
N/A	Harold Williams	HB	N/A	N/A	Miami (Ohio)	N/A	N/A	1961
26	Jack Williams	CB	5-9	185	Kent State	21	0	2008-09
76	Jamal Williams	NT	6-3	348	Oklahoma State	16	16	2010
20	Roosevelt Williams	CB	5-11	200	Tuskegee	0	0	2003
29	Wandy Williams	RB	6-1	189	Hofstra	12	2	1969-70
12	Matthew Willis	WR	6-0	190	UCLA	23	1	2009-11
85	Jeff Wilner	TE	6-5	250	Wesleyan (Conn.)	0	0	1995
56	Al Wilson	LB	6-0	240	Tennessee	125	119	1999-2006
48	Nemiah Wilson	DB	6-0	165	Grambling	42	N/A	1965-67
88	Sir Mawn Wilson	WR	6-2	213	Syracuse	0	0	1997
45	Steve Wilson	CB	5-10	195	Howard	92	33	1982-88
91	Troy Wilson	DE	6-4	257	Pittsburg State	3	0	1995
51	Jamie Winborn	LB	5-11	242	Vanderbilt	30	13	2007-08
23	Sammy Winder	RB	5-11	203	Southern Mississippi	127	83	1982-90
72	Brandon Winey	T	6-6	310	Louisiana State	0	0	2001
55	Bryant Winn†	LB	6-4	231	Houston	3	3	1987
16	Dick Wood	QB	6-5	205	Auburn	1	N/A	1962
54	Lee Woodall	LB	6-1	230	West Chester	14	0	2001
52	Ken Woodard	LB	6-1	218	Tuskegee Institute	73	13	1982-86
99	Ray Woodard†	DE	6-6	290	Texas	3	1	1987
85	Chris Woods	WR	5-11	190	Auburn	1	0	1989
59/52	Wesley Woodyard	ILB	6-0	222	Kentucky	58	16	2008-11
58	Jack Work	DB	6-0	200	Denver	0	0	1960
87	James Wright	TE	6-3	240	Texas Christian	64	31	1980-85
35	Jim Wright	HB	5-11	190	Memphis State	10	N/A	1964
42	Lonnie Wright	DB	6-2	205	Colorado State	26	N/A	1966-67
20	Louis Wright	CB	6-2	200	San Jose State	166	163	1975-86
57/92	Dave Wyman	LB	6-2	241	Stanford	31	27	1993-95
Y								
76	William G. Yelverton	E	6-4	220	Mississippi	10	N/A	1960
32	Chris Young	S	6-0	210	Georgia Tech	21	0	2003-05
65	Joseph A. Young	E	6-3	245	Arizona	20	N/A	1960-61
83	Michael Young	WR	6-1	187	UCLA	51	14	1989-92
60	Robert Young	G	6-1	270	Howard Payne	58	*33	1966-70
35	Selvin Young	RB	5-11	207	Texas	23	13	2007-08
Z								
46	Bob Zeman	DB	6-1	200	Wisconsin	28	N/A	1962-63
65	Gary Zimmerman	T	6-6	294	Oregon	76	76	1993-97

BRONCOS ALL-TIME ROSTER BREAKDOWN

NUMBER OF PLAYERS PER SCHOOL

- 32 — Colorado
 27 — Florida
 22 — Georgia, Texas
 21 — Louisiana State, Oregon
 20 — Maryland, Southern California
 19 — Stanford, Washington, Wisconsin
 17 — Colorado State, Florida State, Notre Dame, UCLA
 16 — Nebraska
 15 — Texas A&M
 14 — Miami (Fla.), Michigan State
 13 — Arizona, California, Michigan, Minnesota, Mississippi, San Diego State
 12 — Arizona State, Baylor, Boston College, Houston, Utah State
 11 — Oklahoma, Tennessee
 10 — Clemson, Ohio State, Tulane
 9 — Arkansas, Auburn, Penn State, South Carolina
 8 — Florida A&M, Illinois, Nevada-Las Vegas, North Carolina, Purdue, Utah
 7 — Brigham Young, Georgia Tech, Iowa, Kansas, Mississippi State, Oregon State, San Jose State, Southern Mississippi, Syracuse, Texas Tech, Tulsa, Virginia Tech, Washington State, Wyoming
 6 — Alabama, Alcorn State/Alcorn A&M, Duke, Fresno State, Grambling State/Grambling, Hawaii, Idaho, Kansas State, Louisville, Memphis/Memphis State, Oklahoma State, Toledo
 5 — Central Florida, Cincinnati, Kentucky, North Carolina State, Pittsburgh, Southern, Texas Christian, Texas-El Paso, Virginia, Wake Forest
 4 — Boise State, Bowling Green/Bowling Green State, Missouri, North Dakota, Northern Arizona, Temple, West Virginia, Wichita State
 3 — Appalachian State, Bethune-Cookman, Hofstra, Louisiana Tech, McNeese State, Miami (Ohio), Morgan State, New Mexico, New Mexico State, North Dakota State, Pacific, South Carolina State, Tennessee State, Texas Southern, Western Illinois, William & Mary
 2 — Abilene Christian, Alabama-Birmingham, Boston University, Bradley, C.W. Post, Cal State-Fullerton, Cal State-Northridge, Chico State, Columbia, Eastern Michigan, Emporia State/Emporia College, Fort Valley State, Howard, Howard Payne, Iowa State, Jacksonville State, Liberty, Long Beach State, Louisiana at Lafayette/Southwestern Louisiana, Maine, Marshall, Montana, Montana State, New Hampshire, North Carolina Central, North Texas/North Texas State, Northern Colorado, Pittsburg State, Portland State, Richmond, Rutgers, Southern Illinois, Southwest Texas State, Texas A&I, Texas-Arlington, Troy/Troy State, Tuskegee/Tuskegee Institute, Vanderbilt, Villanova, Weber State, West Chester, West Texas State, Youngstown State
 1 — Adams State, Air Force Academy, Akron, Alabama A&M, Allen, American International, Angelo State, Arkansas A&M, Arkansas AM&N, Arkansas State, Ball State, Bishop College, Cal-Davis, Cal Poly/SLO, Cal-Riverside, Cal-Santa Barbara, Carson-Newman, Central Michigan, Central Missouri State, Central State (Okla.), Chattanooga, Colorado College, Compton J.C., Corpus Christi, Delaware State, Delaware Valley, Delta State, Denver, Detroit Mercy, East Carolina, Eastern Illinois, Eastern Montana, Eastern New Mexico, El Camino J.C., Elizabeth City State, Elon College, Evangel College, Findlay, Florence State, Grand Valley State, Hampton, Heidelberg, Henderson State, Holy Cross, Humboldt State, Idaho State, Illinois State, Indiana, Indiana State, Jackson State, James Madison, Kent State, Kutztown, Lamar Tech, Louisiana Monroe/Northeast Louisiana, Maryland Eastern Shore/Maryland State, Massachusetts, McMurray College, Menlo College, Mercer, Mississippi College, Missouri Southern, Morris Brown, Nevada, New Mexico Highlands, Nicholls State, Norfolk State, North Carolina A&T, Northeast Oklahoma, Northern Colorado, Northern Illinois, Northern Iowa, Northwestern State (La.), Northwestern Oklahoma State, Omaha, Pennsylvania, Plymouth State, Rice, Sacramento State, Saginaw Valley State, Salem (N.C.), Salem (W. Va.), Sam Houston State, Santa Clara, Santa Rosa, Savannah State, South Dakota State, South Florida, Southern Methodist, Southwest Missouri State, Springfield College, St. Augustine, Stephen F. Austin, Sul Ross State, Tennessee-Martin, Texas State, Trinity (Conn.), Truman State, U.S. Merchant Marine Academy, Valdosta State, Virginia Union, Wayne State (Neb.), Wesleyan (Conn.), Western Carolina, Western Michigan, Wisconsin-Stevens Point, Wisconsin-Whitewater, Xavier, Yankton College

Seven players did not attend college.

TOP 10 SCHOOLS BY GAMES PLAYED

Rk.	Gms.	School (No. of players / rank in category)
1.	1,147	Colorado (32 / 1st)
2.	783	Georgia (22 / T-3rd)
3.	692	Stanford (19 / T-9th)
4.	653	Houston (12 / T-26th)
5.	643	Minnesota (13 / T-20th)
6.	633	Boston College (12 / T-26th)
7.	629	Florida (27 / 2nd)
8.	620	Miami (Fla.) (14 / T-18th)
9.	601	Texas (22 / T-3rd)
10.	592	Washington (17 / T-9th)

TOP 10 CONFERENCES BY NUMBER OF PLAYERS

(based on conference alignments from 2011 season)

Rk.	Players	Conference
1.	147	Pacific-12
2.	142	Southeastern
3.	139	Big 12
4.	115	Atlantic Coast
5.	102	Big Ten
6.	68	Mountain West
7.	59	Conference USA
8.	48	Western Athletic
9.	31	Big East
10.	24	Mid-Eastern Athletic (I-AA)*

* - total includes one player (Billy Thompson) from Maryland Eastern Shore/Maryland State, which competed in the MEAC before the school dropped football after the 1979 season.

BRONCOS ALL-TIME ROSTER BREAKDOWN

SERVICE (YEARS PLAYED)

16 YEARS	— John Elway 1983-98
15 YEARS	— Jason Elam 1993-2007; Tom Nalen 1994-2008
14 YEARS	— Tom Jackson 1973-86; Dennis Smith 1981-94
13 YEARS	— Barney Chavous 1973-85; Paul Howard 1973-75, '77-86; Ken Lanier 1981-92, '94; Rod Smith 1995-2007; Bill Thompson 1969-81
12 YEARS	— Tyrone Braxton 1987-93, '95-99; Billy Bryan 1977-88; Dwayne Carswell 1994-2005; Rubin Carter 1975-86; Karl Mecklenburg 1983-94; Riley Odoms 1972-83; Shannon Sharpe 1990-99, '02-03; Louis Wright 1975-86
11 YEARS	— Keith Burns 1994-98, 2000-03, '05-06; Simon Fletcher 1985-95; Steve Foley 1976-86; Matt Lepsis 1997-2007; Paul Smith 1968-78
10 YEARS	— Steve Atwater 1989-98; Randy Gradishar 1974-83; Vance Johnson 1985-93, '95; Fran Lynch 1967-76; Haven Moses 1972-81; Tom Rouen 1993-2002; Jim Ryan 1979-88; Dave Studdard 1979-88
9 YEARS	— Keith Bishop 1980, 1982-89; Mike Current 1967-75; Rick Dennison 1982-90; Ben Hamilton 2001-09; Mike Harden 1980-88; Rulon Jones 1980-88; Clarence Kay 1984-92; Greg Kragen 1985-93; Gary Kubiak 1983-91; Floyd Little 1967-75; Ed McCaffrey 1995-2003; Claudie Minor 1974-82; Trevor Pryce 1997-2005; Jim Turner 1971-79; Rick Upchurch 1975-83; Billy Van Heusen 1968-76; Steve Watson 1979-87; Sammy Winder 1982-90
8 YEARS	— Lyle Alzado 1971-78; Otis Armstrong 1973-80; Champ Bailey 2004-11 ; Terrell Davis 1995-2002; Tom Glassic 1976-83; Glenn Hyde 1976-81, '84-85; Larry Kaminski 1966-73; Keith Kartz 1987-94; Brison Manor 1977-84; John Mobley 1996-2003; Dan Neil 1997-2004; Randy Robbins 1984-91; Steve Sewell 1985-92; Bob Swenson 1975-79, '81-83; D.J. Williams 2004-11 ; Al Wilson 1999-2006
7 YEARS	— Cooper Carlisle 2000-06; Ray Crockett 1994-2000; Al Denson 1964-70; Pete Duranko 1967-70, 72-74; Ron Egloff 1977-83; Larry Evans 1976-82; Ian Gold 2000-03, '05-07; Goose Gonsoulin 1960-66; John Grant 1973-79; Charlie Greer 1968-74; Harald Hasselbach 1994-2000; Mike Horan 1986-92; Jerry Inman 1966-71, '73; Mark Jackson 1986-92; Rich Karlis 1982-88; Jon Keyworth 1973-79; Mike Leach 2002-08; Tim Lucas 1987-93; Rob Lytle 1977-83; Bobby Maples 1972-78; Joe Rizzo 1974-80; Lionel Taylor 1960-66; Andre Townsend 1984-90; Gerald Willhite 1982-88; Steve Wilson 1982-88
6 YEARS	— Mike Anderson 2000-05; Michael Brooks 1987-92; Sam Brunelli 1966-71; Glenn Cadrez 1995-2000; Byron Chamberlain 1995-2000; Ken Criter 1969-74; Eldon Danenhauer 1960-65; Elvis Dumervil 2006-11 ; George Goeddeke 1967-72; Chris Kuper 2006-11 ; Nate Jackson 2003-08; Richard Jackson 1967-72; Don Latimer 1978-83; Mike Lodish 1995-2000; Tommy Lyons 1971-76; Marv Montgomery 1971-76; Craig Morton 1977-82; Chip Myrtle 1967-72; Dave Preston 1978-83; Steve Ramsey 1971-76; Reggie Rivers 1991-96; Bill Romanowski 1996-2001; Bob Scarpitto 1962-67; Mark Schlereth 1995-2000; Mike Schnitker 1969-74; Detron Smith 1996-2001; Jerry Sturm 1961-66; Maa Tanuvasa 1995-2000

ALL-TIME ROSTER HEIGHT/WEIGHT BREAKDOWNS

Note: A total of 1,141 players have appeared on Denver's active roster for a regular-season or postseason game.

BY HEIGHT

Height	# of players	Pct.
Players 5'-7"	4	(0.4%)
Players 5'-8"	7	(0.6%)
Players 5'-9"	30	(2.6%)
Players 5'-10"	78	(6.8%)
Players 5'-11"	93	(8.1%)
Players 6'-0"	125	(11.0%)
Players 6'-1"	153	(13.4%)
Players 6'-2"	177	(15.5%)
Players 6'-3"	208	(18.2%)
Players 6'-4"	130	(11.4%)
Players 6'-5"	79	(6.9%)
Players 6'-6"	41	(3.6%)
Players 6'-7"	11	(1.0%)
Players 6'-8"	3	(0.3%)
Height unknown	2	(0.2%)

BY WEIGHT

Weight Range	# of players	Pct.
Players 164-174 lbs.	13	(1.1%)
Players 175-199 lbs.	292	(25.5%)
Players 200-224 lbs.	249	(21.8%)
Players 225-249 lbs.	248	(21.8%)
Players 250-274 lbs.	178	(15.6%)
Players 275-299 lbs.	91	(8.0%)
Players 300-324 lbs.	57	(5.0%)
Players 325-350 lbs.	11	(1.0%)
Weight unknown	2	(0.2%)

ALL-TIME ROSTER HEIGHT/WEIGHT EXTREMES

Of the 1,141 players who have appeared on Denver's active roster for a regular-season or postseason game:

<u>Category</u>	<u>Hgt./Wgt.</u>	<u>No. (Players)</u>
Average height	6'-1" 3/4	
Most frequently occurring height	6'-3"	(208 players; 18.2%)
Average weight	229	
Most frequently occurring weight range	175-199	(291 players; 25.5%)
Shortest Player	5'-7"	(4 players) (RB KaRon Coleman, RB Quentin Griffin, DB Chris Hale, CB Calvin Jones)
Tallest Player	6'-8"	(T Jamie Brown, T Erik Pears, T Tyler Polumbus)
Lightest Player	164	(DB Chris Hale)
Heaviest Player	350	(DT Sam Adams, DT Alphonso Taylor)
Shortest Center/Guard	6'-1"	(7 players) (Chris Banks, Ken Brown, John Hohman, K.C. Jones, Pat Matson, Charlie Parker, Robert Young)
Tallest Center/Guard	6'-7"	(Brian Habib, Jon Melander, Dave Widell)
Lightest Center/Guard	220	(David Strickland)
Heaviest Center/Guard	322	(Montrae Holland)
Shortest Tackle	6'-0"	(Arthur Hauser, David Strickland)
Tallest Tackle	6'-8"	(Jamie Brown, Erik Pears, Tyler Polumbus)
Lightest Tackle	216	(Albert Day)
Heaviest Tackle	338	(George Foster)
Shortest Quarterback	5'-11"	(Marlin Briscoe)
Tallest Quarterback	6'-5"	(5 players) (Tom Brandstater, Dean May, Hugh Millen, Steve Tensi, Dick Wood)
Lightest Quarterback	178	(Marlin Briscoe)
Heaviest Quarterback	248	(Darrell Hackney)
Shortest Running Back/Fullback	5'-7"	(KaRon Coleman, Quentin Griffin)
Tallest Running Back/Fullback	6'-3"	(12 players) (most recent: Rod Bernstine, Anthony Lynn, Steve Sewell)
Lightest Running Back/Fullback	177	(Glyn Milburn)
Heaviest Running Back/Fullback	251	(Cookie Gilchrist)
Shortest Wide Receiver	5'-8"	(Jeff Campbell, Travis McGriff)
Tallest Wide Receiver	6'-5"	(Don Carothers, Ed McCaffrey)
Lightest Wide Receiver	165	(Sam Graddy)
Heaviest Wide Receiver	235	(Demaryius Thomas)
Shortest Tight End	6'-1"	(Byron Chamberlain, Hewritt Dixon, Russell Payne)
Tallest Tight End	6'-6"	(Pat Kelly, Keli McGregor, Chad Mustard)
Lightest Tight End	210	(Jim Whalen)
Heaviest Tight End	277	(Chad Mustard)
Shortest Defensive Lineman	5'-11"	(Elvis Dumervil)
Tallest Defensive Lineman	6'-7"	(5 players) (Paul Carrington, Stan Fanning, Jumpy Geathers, John Hoffman, Jarvis Moss)
Lightest Defensive Lineman	240	(Leroy Moore)
Heaviest Defensive Lineman	350	(Sam Adams, Alphonso Taylor)
Shortest Linebacker	5'-11"	(Elvis Dumervil, Tom Jackson, Joe Mays, Jamie Winborn)
Tallest Linebacker	6'-7"	(Jarvis Moss)
Lightest Linebacker	190	(Tommy Luke)
Heaviest Linebacker	274	(Robert Ayers)
Shortest Defensive Back	5'-7"	(Chris Hale, Calvin Jones)
Tallest Defensive Back	6'-4"	(John Pitts, Lenny Walls)
Lightest Defensive Back	164	(Chris Hale)
Heaviest Defensive Back	220	(John Lynch)
Shortest Kicker/Punter	5'-9"	(P Bucky Dilts, K Bobby Howfield)
Tallest Kicker/Punter	6'-4"	(4 players) (P Mitch Berger, K Steven Hauschka, K Joe Nedney, P Luke Prestridge)
Lightest Kicker/Punter	175	(P Jack Weil)
Heaviest Kicker/Punter	240	(K Bob Humphreys)

BRONCOS ALL-TIME NUMERICAL ROSTER

All-Time Numerical Roster Notes

- Every jersey number has been worn at least once in franchise history.

Retired Jersey Numbers:

#7 John Elway	QB	1983-98
#18 Frank Tripucka	QB	1960-63
<i>Currently issued to QB Peyton Manning</i>		
#44 Floyd Little	RB	1967-75

Jersey Numbers Worn By Only One Player:

#0 John Olszewski	FB	1962
#18 Frank Tripucka	QB	1960-63
<i>Currently issued to QB Peyton Manning</i>		

Players Who Have Worn Three Jersey Numbers:

Sam Brunelli	G	64, 68, 72
Keith Burns	LB	51, 55, 56
Nate Jackson	TE	14, 81, 89

Players For Whom Jersey Numbers Are Not Available:

Hugh Smith	E	1962
Harold Williams	HB	1961

0

John Olszewski	FB	1962
----------------	----	------

1

Brett Kern	P	2008-09
Jason Elam	K	1993-2007
Daren Parker	P	1992
Chris Norman	P	1984-85

2

Chris Simms	QB	2009
Sam Paulescu	P	2007
Steve Lindsey	K	2000
Will Furrer	QB	1994
Mike Horan	P	1986-92
Joe DiVito	QB	1968
Bob Humphreys	K	1967-68
Cookie Gilchrist	FB	1965

3

Steven Hauschka	K	2010
Tom Brandstater	QB	2009
Paul Ernster	P/K	2005-07
Scott Bentley	K	1997, 2000
Rich Karlis	K	1982-88
Bobby Howfield	K	1968-70
Billy Joe	FB	1963-64

4

Britton Colquitt	P	2009-11
Darrell Hackney	QB	2007-08
Micah Knorr	P/K	2002-04
Ruben Rodriguez	P	1992
Chris Norman	P	1986
Robert Thompson	WR	1987
Rick Duncan	K	1967

5

Matt Prater	K	2007-11
Brad Daluiso	K	1992

6

Jay Cutler	QB	2006-08
Jason Baker	P/K	2004
Joe Nedney	K	2000
Bubby Brister	QB	1997-99
Ralph Giacommaro	P	1987

7 (RETIRED)

John Elway	QB	1983-98
Craig Morton	QB	1977-82
Mickey Slaughter	QB	1963-66

8

Kyle Orton	QB	2009-11
Matt Mauck	QB	2004

Todd Husak	QB	2001
Jeff Lewis	QB	1996-97
Tommy Maddox	QB	1992-93
Gary Kubiak	QB	1983-91

9

Brady Quinn	QB	2010-11
David Treadwell	K	1989-92

10

Jabar Gaffney	WR	2009-10
Clifford Russell	WR	2008
Todd Sauerbrun	P	2005-07
Triandos Luke	WR	2004
Bucky Dilts	P	1977-78
Mark Herrmann	QB	1981-82
Steve Ramsey	QB	1971-76
Jim Leclair	QB	1967-68
John McCormick	QB	1963, '65-66

11

Kenny McKinley	WR	2009-10
Patrick Ramsey	QB	2007-08
Quincy Morgan	WR	2006
Bradlee Van Pelt	QB	2005
Steve Beuerlein	QB	2001-03
Jeff Brohm	QB	1999
T.J. Rubley	QB	1996
Luke Prestridge	P	1979-83
Bobby Anderson	HB	1970-73
Tobin Rote	QB	1966
John McCormick	QB	1968

12

Matthew Willis	WR	2009-11
Domenik Hixon	WR	2006-07
Charlie Adams	WR	2003
Gus Frerotte	QB	2000-01
Chris Miller	QB	1999
Shawn Moore	QB	1992-93
Ken Karcher	QB	1987-88
Craig Penrose	QB	1976-79
Charley Johnson	QB	1972-75
Al Pastrana	QB	1969-70
Gary Kroner	K	1965-67

13

Keary Colbert	WR	2008
David Terrell	WR	2005
Danny Kanell	QB	2003-04
Jack Weil	P	1986
Don Horn	QB	1971-72
Steve Tensi	QB	1967-70

14

Brandon Stokley	WR	2007-09
Todd Devoe	WR	2005-06
Nate Jackson	WR	2003-04
Brian Griese	QB	1998-2002
Bill Musgrave	QB	1995-96
Dean May	QB	1987
Scott Stankavage	QB	1984, '86
Norris Weese	QB	1976-79
John Hufnagel	QB	1974
Pete Liske	QB	1969-70
Mickey Slaughter	QB	1963-66
Don Smith	G	1967
George Hunter Enis	QB	1962
Skip Doyle	HB	1960

15

Tim Tebow	QB	2010-11
Brandon Marshall	WR	2006-09
Mike Clendenen	K	1987
Jim Turner	K	1971-79
Marlin Briscoe	QB	1968
Max Choboian	QB	1966
Jacky Lee	QB	1964-65
Philip Nugent	HB	1961

16

D'Andre Goodwin	WR	2011
Chad Jackson	WR	2008

Jake Plummer	QB	2003-06	Fran Lynch	HB	1967-76
Tom Rouen	P	1993-2002	Bobby Ply	DB	1967
Monte McGuire	QB	1987	Gerry Bussell	DB	1965
Jeff Knapple	QB	1980	Elihu (Buddy) Allen	HB	1961
John Hufnagel	QB	1975	David Ames	HB	1961
Mike Ernst	QB	1972	Bob Stransky	HB	1960
Dick Wood	QB	1962			
George Herring	QB	1960-61			
17			23		
Quan Cosby	WR	2011	Willis McGahee	RB	2011
Britt Davis	WR	2010	Renaldo Hill	S	2009-10
Mitch Berger	P	2009	Andre Hall	RB	2007-08
Glenn Martinez	WR	2007-08	Marques Anderson	S	2005
Darius Watts	WR	2004-05	Willie Middlebrooks	CB	2001-04
Jarious Jackson	QB	2000-03	Jason Moore	S	1999
Hugh Millen	QB	1994-95	Darrien Gordon	CB	1997
Steve DeBerg	QB	1981-83	Ronnie Bradford	CB	1993-95
Matt Robinson	QB	1980	Sammy Winder	RB	1982-90
Larry Steele	P	1974	Chris Pane	DB	1976-79
Scotty Glacken	QB	1966-67	Billy Hardee	CB	1976
George Shaw	QB	1962	Alfred Haywood	RB	1975
18 (RETIRED)			George Hoey	DB	1975
Frank Tripucka	QB	1960-63	Maurice Tyler	S	1973-74
19			Steve Preece	S	1972
Eddie Royal	WR	2008-11	Dickie Post	RB	1971
Taylor Jacobs	WR	2007	Drake Garrett	DB	1968-70
Brian Clark	WR	2006	Gene Sykes	DB	1967
Fred Steinfort	K	1979-81	Goose Gonsoulin	DB	1960-66
Don Breaux	QB	1963			
20			24		
Brian Dawkins	S	2009-11	Champ Bailey	CB	2004-11
Marlon McCree	S	2008	Deltha O'Neal	CB	2000-03
Travis Henry	RB	2007	Randy Fuller	CB	1994
Mike Bell	RB	2006	Wymon Henderson	CB	1989-91
Garrison Hearst	RB	2004	Tony Boddie	RB	1986-87
Roosevelt Williams	CB	2003	Rick Parros	RB	1981-84
Delvin Hughley	CB	2001	Otis Armstrong	RB	1973-80
Tory James	CB	1996, '98-99	Butch Byrd	DB	1971
Greg Lewis	RB	1992	Booker Edgerson	CB	1970
Daryll Jones	DB	1987	Phil Brady	S	1969
Kevin Clark	DB	1990-91	Hal Lewis	DB	1968
Louis Wright	CB	1975-86	Willie Brown	DB	1963-66
Charles Greer	DB	1968-74	Donald Allen	FB	1960
Billy Ray Fletcher	E	1966			
Willie West	DB	1964	25		
Tommy Minter	HB	1962	Chris Harris	CB	2011
Daniel E. Smith	HB	1961	Tony Carter	CB	2009
Jerry Traynham	HB	1961	Anthony Alridge	RB	2008
Henry Bell	HB	1960	Nick Ferguson	S	2003-07
21			Denard Walker	CB	2002
André Goodman	CB	2009-11	Eric Davis	CB	2001
Tatum Bell	RB	2008	Darrius Johnson	CB	1996-99
Hamza Abdullah	S	2005-08	Charles Swann	DB	1994
Quentin Griffin	RB	2005	Kip Corrington	S	1989-90
Scott Turner	CB	2003	Roger Jackson	DB	1987
KaRon Coleman	RB	2001-02	Daniel Hunter	CB	1985-86
Chris Watson	CB	1999	Haven Moses	WR	1972-81
Darrien Gordon	CB	1998	Ted Atfen	RB	1969
Randy Hilliard	CB	1994-97	Errol Prisby	DB	1967
Le-Lo Lang	CB	1990-93	26		
Earl Johnson	DB	1987	Rahim Moore	S	2011
Myron Dupree	CB	1983	Laurence Maroney	RB	2010
Randy Pofft	DB	1975-77	Ty Law	CB	2009
Randy Montgomery	CB	1971-73	Jack Williams	CB	2008-09
Bobby Burnett	RB	1969	Paul Smith	RB	2007
Tommy Luke	LB	1968	Tatum Bell	RB	2004-06
Jesse Stokes	DB	1968	Clinton Portis	RB	2002-03
Goldie Sellers	DB	1966-67	Eric Brown	S	1998-2001
Gerry Bussell	DB	1965	Tim McKyer	CB	1997
Eugene Mingo	HB	1960-64	Eric Thomas	CB	1995
22			Ben Smith	CB	1994
Syd'Quan Thompson	CB	2010-11	Chris Hale	DB	1993
Peyton Hillis	FB	2008-09	Bobby Humphrey	RB	1989-91
Domonique Foxworth	CB	2005-07	Lyle Pickens	DB	1987
Quentin Griffin	RB	2003-04	Chris Brewer	RB	1984
Olandis Gary	RB	1999-2002	J.T. Thomas	DB	1982
Vaughn Hebron	RB	1996-98	Larry Riley	DB	1977
Glyn Milburn	RB	1993-95	Calvin Jones	CB	1973-76
Alton Montgomery	S	1990-93	George Saimes	S	1970-72
Tony Lilly	S	1984-87	Darrell Lester	FB	1965-66
Aaron Kyle	DB	1980-82	Tommy Janik	DB	1963-64
Steve Haggerty	DB	1975	Frank Quayle	RB	1969
			Don Coffey	E	1963
			27		
			Knowshon Moreno	RB	2009-11
			Darrent Williams	CB	2005-06
			Denard Walker	CB	2001

BRONCOS ALL-TIME NUMERICAL ROSTER, CONT.

Terrell Buckley	CB	2000	Tony Reed	RB	1981
Steve Atwater	S	1989-98	Jon Keyworth	RB	1974-80
Kevin Clark	DB	1987-88	Dick Davis	RB	1970
Maurice Harvey	DB	1978, '80	Garrett Ford	FB	1968
Tom Oberg	S	1968-69	Mike Kellogg	FB	1966-67
Charlie Mitchell	HB	1963-67			
28			33		
Quinton Carter	S	2011	Nate Jones	CB	2010
Correll Buckhalter	RB	2009-10	Alphonso Smith	CB	2009
Michael Pittman	RB	2008	Marquand Manuel	S	2008
Jeff Shoate	CB	2007	Ron Dayne	RB	2005
Kenoy Kennedy	S	2000-04	Jimmy Spencer	CB	2000-03
Tito Paul	CB	1998	John Avery	RB	1999
Clifford Hicks	CB	1995	Dedrick Dodge	S	1997
Butler By'not'e	RB	1994	Rod Bernstine	RB	1993-95
Gaston Green	RB	1991-92	Robert Perryman	FB	1991-92
Elliot Smith	CB	1990	Tony Dorsett	RB	1988-89
Jeremiah Castille	CB	1987-88	Gene Lang	RB	1984-87
Scott Caldwell	RB	1987	Lawrence McCutcheon	RB	1980
Roger Jackson	DB	1982-85	Lonnie Perrin	RB	1976
Cornell Gordon	CB	1970-72	Jim Kiick	RB	1976-77
Jack Lentz	S	1967-68	Joe Dawkins	RB	1971-73
Abner Haynes	HB	1965-66	Willis Crenshaw	FB	1970
Billy Atkins	DB	1964	Hub Lindsey	QB	1968
Bobby Gaiters	HB	1963	Wendell Hayes	HB	1966-67
29			Justin Rowland	HB	1962
Jonathan Wilhite	CB	2011	Fred Bukaty	FB	1961
Chevis Jackson	CB	2010	Pete Mangum	LB	1960
Andre Brown	RB	2010			
Damien Nash	RB	2006	34		
Howard Griffith	FB	1997-2001	Kyle McCarthy	S	2010-11
Aaron Craver	RB	1995-96	Joshua Bell	CB	2008
Charles Dimry	CB	1991-93	Cedric Cobbs	RB	2006
Darren Carrington	DB	1989	Reuben Droughns	RB	2002-04
Warren Marshall	RB	1987	Raymond Harris	RB	2000
Wilbur Myers	S	1983	Tyrone Braxton	DB	1987-93, '95-99
Bernard Jackson	DB	1977-80	Nathan Poole	RB	1982-83, '85, '87
Bill West	CB	1972	Gus Hollomon	DB	1968-69
Wandy Williams	RB	1969-70	Don Stone	FB	1961-64
Wendell Hayes	HB	1965	Hardy Brown	LB	1960
30			35		
David Bruton	S	2009-11	Lance Ball	RB	2010-11
Cory Boyd	RB	2008	Selvin Young	RB	2007-08
Mike Bell	RB	2007	Lenny Walls	CB	2002-05
Terrell Davis	RB	1995-2002	Jason Suttle	CB	1999-2000
Steve Sewell	RB	1985-92	John Granby	DB	1992
Jim Jensen	RB	1977, '79-80	Blake Ezor	RB	1990
Oliver Ross	RB	1973-75	Ken Bell	RB	1986-89
Cookie Gilchrist	RB	1967	Larry Canada	FB	1978-79, '81
Hewritt Dixon	FB	1963-65	Lonnie Perrin	RB	1977-78
Clarence Walker	HB	1963	Clem Turner	RB	1970-72
31			Henry Jones	RB	1969
Darcel McBath	S	2009-10	Jim Wright	HB	1964
P.J. Pope	RB	2008	Richard Dickinson	FB	1962-63
Marviel Underwood	S	2007	Jim Sears	HB	1961
Quentin Harris	S	2006	Dave Rolle	FB	1960
Kelly Herndon	CB	2002-04			
Darryl Pounds	CB	2000	36		
Derek Loville	RB	1997-99	Rafael Bush	S	2011
Rondell Jones	S	1993-96	Josh Barrett	S	2008-09
Victor Jones	RB	1992	Frank Robinson	CB	1992-93
Kerry Porter	RB	1990	Mark Haynes	CB	1986-89
Mike Harden	CB	1980-88	Billy Thompson	DB	1969-81
Zachary Dixon	RB	1979	Jim Stinnette	FB	1961-62
Mike Franczkowiak	RB	1975-76	Red Brodnax	FB	1960
Bo Hickey	FB	1967			
32			37		
Tony Carter	CB	2011	Jeremiah Johnson	RB	2011
Perrish Cox	CB	2010	Alex Haynes	RB	2008
LaMont Jordan	RB	2009	Calvin Lowry	S	2008
Dré Bly	CB	2007-08	Cecil Sapp	RB	2003-07
Chris Young	S	2003-05	Tyrone Poole	CB	2002
Billy Jenkins	S	2000-01	Tony Carter	FB	2001
Tony Veland	S	1997	Anthony Lynn	RB	1993, '97-99
Sammie Smith	RB	1992	Tim Hauck	S	1995-96
Melvin Bratton	RB	1989-90	Kevin Guidry	CB	1988
Calvin Thomas	RB	1988	Steve Fitzhugh	DB	1987
Joe Dudek	RB	1987	Steve Trimble	DB	1981-83
Leonard Jones	DB	1987	Bob Wade	CB	1970
			38		
			Andrew Pinnock	FB	2008
			Steve Cargile	S	2006-07

Mike Anderson	RB	2000-05	Lew Scott	DB	1966
Reggie Rivers	RB	1991-96	Jim McMillin	DB	1964-65
Bruce Plummer	DB	1987-88, '90	John Sklopan	HB	1963
Ben Norman	RB	1980	Goose Gonsoulin	DB	1960
39			46		
Vernon Fox	S	2008-09	Spencer Larsen	FB/LB	2008-11
Kyle Johnson	FB	2002-07	KaRon Coleman	RB	2000
Ray Crockett	CB	1994-2000	Bobby Micho	RB	1986
Robert Delpino	RB	1993	Dave Preston	HB	1978-83
Darryl Russell	DB	1987	John Rowser	DB	1974-76
Tom Smiley	RB	1969	Terry Erwin	HB	1968
Jesse Myles	RB	1983-84	Jim Summers	DB	1967
Roland Solomon	CB	1981	John Griffin	HB	1964-66
40			Norman Bass	DB	1964
Austin Sylvester	FB	2011	Bob Zeman	DB	1962-63
Curome Cox	S	2005-07	Hardy Brown	LB	1960
Jeff Shoate	CB	2004	47		
Dale Carter	CB	1999	John Lynch	S	2004-07
Darryl Hall	S	1993-94	Ryan McNeil	CB	2003
Jeff Alexander	RB	1989, '92	Darius Clark	S	2000-01
Martin Rudolph	DB	1987	David Poole	DB	1993
Charlie West	DB	1978-79	Gerald Willhite	RB	1982-88
Randy Rich	DB	1977	George Atkinson	DB	1979
Jack Gehrke	WR	1971	Tony Harris	WR	1972
Grady Cavness	CB	1969	Paul Martha	S	1970
Ron Lamb	FB	1968	James Smith	S	1969
Brendan McCarthy	FB	1968-69	John McGeever	DB	1962-65
Paul Carmichael	HB	1965	48		
Jay Dale Evans	HB	1961	Mike Leach	TE/LS	2002
Albert Carmichael	HB	1960-61	George Coghill	S	1998-2001
Ted Wegert	FB	1960	Lionel Washington	CB	1995-96
41			Randy Robbins	DB	1984-91
Cassius Vaughn	CB	2010-11	Earlie Thomas	DB	1975
Karl Paymah	CB	2005-08	John Pitts	S	1973-75
Johnathan Reese	RB	2004	Dale Hackbart	S	1973
Deon Strother	RB	1994	Herman Lewis	DE	1968
Greg Lewis	RB	1991	Alex Moore	RB	1968
Rob Lytle	RB	1977-83	Nemiah Wilson	DB	1965-67
Leroy Mitchell	CB	1971-73	49		
Eric Crabtree	FL	1966-68	Matt Dominguez	TE	2001
George Burrell	S	1969	Dennis Smith	S	1981-94
Jerry Tarr	E	1962	Alvin Mitchell	S/WR	1970
Bob McNamara	HB	1960-61	Neal Sweeney	FL	1967
42			Glenn Glass	DB	1966
Ryan Torain	RB	2008	50		
Sam Brandon	S	2002-06	J.D. Walton	C	2010-11
Detron Smith	FB	1996-2001	Ben Hamilton	G/C	2001-09
Leonard Russell	RB	1994	Artie Ulmer	LB	1999
Muhammad Oliver	CB	1992	Jon Hesse	LB	1997
Charlie West	DB	1978	Ray Jacobs	LB	1994-95
Billy Van Heusen	WR	1968-76	John Sullins	LB	1992
Lonnie Wright	DB	1966-67	Jim Ryan	LB	1979-88
Odell Barry	HB	1964-65	Bobby Maples	C	1972-78
Al Frazier	HB	1961	Olen Underwood	LB	1971
Albert Romine	HB	1960	Carl Cunningham	LB	1967-70
43			Jerry Hopkins	LB	1963-66
Herana-Daze Jones	S	2008	Pat Lamberti Jr.	E	1961
Roderick Rogers	S	2007-08	Fred Broussard	C	1960
Izell Reese	S	2002	51		
Derrick Clark	RB	1994	Joe Mays	LB	2010-11
Steve Foley	DB	1976-86	Jamie Winborn	LB	2007-08
Lonnie Hepburn	CB	1974	Keith Burns	LB	2005-06
Pete Jaquess	DB	1967-70	John Mobley	LB	1996-2003
Bob Richardson	DB	1966	Mike Croel	LB	1991-94
Charles Marshall	HB	1962	Marc Munford	LB	1987-90
John Nocera	CB	1963	Bob Swenson	LB	1975-79, '81-83
Frank Bernardi	DB	1960	Mike Simone	LB	1972-74
44 (RETIRED)			Bill Butler	LB	1970
Floyd Little	HB	1967-75	Tim Casey	LB	1969
Miller Farr	DB	1965	Gordon Lambert	LB	1969
Bruce Starling	HB	1963	Dave Tobey	LB	1968
45			Henry Sorrell	LB	1967
Quinn Johnson	FB	2011	Eugene Jeter	LB	1965-67
Roc Alexander	CB	2004-05	Jim Fraser	LB	1964
Gary Downs	RB	1995	Leon Simmons	LB	1963
Richard Shelton	CB	1989	Lee (Mike) Nichols	C	1960-61
Steve Wilson	CB	1982-88	52		
Perry Smith	DB	1980-81	Wesley Woodyard	LB	2011
Jeff Severson	DB	1975	Jason Hunter	LB/DE	2010
Bill Laskey	LB	1973-75	Louis Green	LB	2008
Tom Cassese	DB	1967	Ian Gold	LB	2000-03, '05-07

BRONCOS ALL-TIME NUMERICAL ROSTER, CONT.

D.J. Williams	LB	2004	John Bramlett	LB	1965-66
David Bowens	LB	1999	Jim Price	LB	1964
Dave Garnett	LB	1995	57		
Richard Harvey	LB	1994	Mario Haggan	LB	2008-11
Jeff Mills	LB	1990-93	Jordan Beck	LB	2007
Ken Woodard	LB	1982-86	Jashon Sykes	LB	2003-04
Dan MacDonald	LB	1987	Allen Aldridge	LB	1994-97
Greg Bracelin	LB	1980	Dave Wyman	LB	1993
Mike Montler	C	1977	Mark Murray	LB	1991
Randy Gradishar	LB	1974-75	Ty Allert	LB	1990
Ray Kubala	C	1964-67	Mike Ruether	C	1988-89
Frank Jackunas	C	1963	Matt Smith	LB	1987
James Barton	C	1961-62	Tom Jackson	LB	1973-86
Frank Kuchta	C	1960	Bob Geddes	LB	1972
53			Fred Forsberg	LB	1968, '70-73
Mike Mohamed	LB	2011	John Huard	LB	1967-69
Diyral Briggs	LB	2010	58		
Niko Koufouvides	LB	2008	Von Miller	LB	2011
Louis Green	LB	2004-07	Kevin Alexander	LB	2010
Johnny Rutledge	LB	2003	Nate Webster	LB	2006-08
Bill Romanowski	LB	1996-2001	Terry Pierce	LB	2003-04
Danté Jones	LB	1995	Steve Russ	LB	1997, '99-2000
Anthony Thompson	LB	1990	Elijah Alexander	LB	1992-95
Randy Gradishar	LB	1976-83	Scott Curtis	LB	1989-90
Ken Criter	LB	1971-74	Tim Lucas	LB	1987
Roger LeClerc	C	1967	Steve Busick	LB	1981-85
Don Gulseth	LB	1966	Rob Nairne	LB	1977-80
Tom Erlandson	LB	1962-65	Phil Olsen	C	1975-76
Bob Hudson	LB	1960-61	Tom Graham	LB	1973-74
54			Bill McKoy	LB	1970-72
David Binn	LS	2011	Frank Richter	LB	1967-69
Lee Robinson	LB	2010	Jack Work	LB	1960
Andra Davis	ILB	2009	59		
D.D. Lewis	LB	2007	Brian Iwuh	LB	2011
Patrick Chukwurah	LB	2003, '05-06	Wesley Woodyard	ILB	2008-10
Lee Woodall	LB	2001	Taylor Whitley	G	2005
Nate Wayne	LB	1998-99	Donnie Spragan	LB	2002-04
Britt Hager	LB	1995-96	Glenn Cadrez	LB	1995-2000
Mitch Donahue	LB	1993-94	Brett Wallerstedt	LB	1994
Keith Traylor	LB	1991-92	Tim Lucas	LB	1987-93
Keith Bishop	C	1980, '82-89	Kirk Dodge	LB	1987
Richard Baska	LB	1976-77	Darren Comeaux	LB	1982-86
Mike Lemon	LB	1975	Mark Merrill	LB	1981-82
Ralph Cindrich	LB	1974	Joe Rizzo	LB	1974-80
Chip Myrtle	LB	1967-72	Larry Kaminski	C	1966-73
Ron Sbranti	LB	1966	60		
Ed Cummings	LB	1965	John Engelberger	DE	2005-08
Larry Jordan	LB	1964	K.C. Jones	C	1998-2000
Ed (Wahoo) McDaniel	LB	1961-63	Joe Burch	C	1994
55			Nick Subis	G	1991
D.J. Williams	LB	2005-11	Gerald Perry	G	1988-90
Patrick Chukwurah	LB	2004	Paul Howard	G	1973-75, '77-86
Keith Burns	LB	2000-03	Bob Young	G	1966-70
Ken Brown	LB	1995	Ernie Park	G	1966
Glenell Sanders	LB	1994	Charlie Parker	G	1965
John Kacherski	LB	1992	Ken Adamson	G	1960-62
Rick Dennison	LB	1982-90	61		
Bryant Winn	LB	1987	Gerard Warren	DT	2005-06
Art Smith	LB	1980	Ellis Johnson	DT	2004
Ken Brown	C	1979	Eric Floyd	G	1995
Godwin Turk	LB	1976-78	Bob Meeks	G	1992-94
Pete Duranko	DE	1967-70, '72-74	Andre Townsend	DE	1984-90
Archie Matsos	LB	1966	Arland Thompson	G	1980
Marv Matuszak	LB	1964	Tom Lyons	G	1971-76
Jim Fraser	LB	1962-63	Bob Vaughan	G	1968
56			Bill Keating	DT	1966-67
Nate Irving	LB	2011	Charles Gavin	DE	1960-63
Robert Ayers	LB/DE	2009-10	62		
Al Wilson	LB	1999-2006	Casey Wiegmann	C	2008-09
Keith Burns	LB	1994-98	Chris Myers	C/G	2005-07
Michael Brooks	LB	1987-92	Dan Neil	C/G	1997-2004
Mike Knox	LB	1987	Jeff Davidson	G	1990-92
Aaron Smith	LB	1984	Mike Freeman	G	1984, '86-87
Larry Evans	LB	1976-82	Tom Glassic	G	1976-83
Ray May	LB	1973-75	Brian Goodman	G	1975
Don Parish	LB	1972	Jerry Inman	DT	1966-71
Dave Washington	LB	1971	Ernie Barnes	DT	1963-64
Jay Bachman	C	1969-70	Jerry Stalcup	LB	1961-62
Walter Highsmith	C	1968			
Dave Behrman	C	1967			

Jim Eifrid LB 1961
Vaughn (Buddy) Alliston LB 1960
Jack Davis T 1960

63

Jeff Byers OL 2010
Dewayne Robertson DT 2008
Amon Gordon DT 2007
Tim Stuber G 2004
David Diaz-Infante G/C 1996-98, 2001
Richard Mercier G 2000
Sean Farrell G 1990-91
Mark Cooper G 1983-87
Laval Short DT 1980
John Grant DE 1973-79
Dave Costa DT 1967-71
Melwood Guy G 1961-62
Dave Strickland G 1960

64

Stanley Daniels G 2010
Erik Pears T 2006-08
Lennie Friedman G 2000-02
Ralph Tamm G/C 1995-96
Jon Melander G/T 1993-94
Scott Beavers G 1990
Billy Bryan G 1977-88
Harvey Goodman G 1976
Mike Schnitker G 1969-74
George Gaiser T 1968
Sam Brunelli G 1967
John Hohman G 1965-66
Bud McFadin DT 1960-63

65

Manny Ramirez G 2011
Cooper Carlisle T 2000-06
Gary Zimmerman T 1993-97
Monte Smith G 1989
Walt Bowyer DE 1983-84, '87-88
Glenn Hyde G 1976-81
LeFrancis Arnold G/C 1974
Lloyd Voss T 1972
Jay Bachman C 1968, '70-71
Walter Highsmith C 1969
George Tarasovic DE 1967
Don Shackelford G 1964
John Denvir G 1962
Joe Young E 1960-61

66

Lonie Paxton LS 2009-11
Tom Nalen C 1994-2008
Chuck Johnson T 1992-93
Jim Juriga T 1988-90
Carlos Scott C 1987
Scott Garnett NT 1984
Brisen Manor DE 1977-83
Jim O'Malley LB 1973-75
Bill Cottrell G 1972
Larry Cox DT 1966-67
John Cash E 1961-62

67

D'Anthony Batiste T 2010
Kory Lichtensteiger C 2008
Mark Campbell DT 1996
Ken Lanier T 1994
Doug Widell G 1989-92
John Ayers G 1987
Dean Miraldi T 1985
Glenn Hyde G 1984-85
Keith Uecker T 1982-83
Steve Schindler G 1977-78
Carl Schaukowitch G 1975
George Goeddeke G 1967-72
Robert McCullough G 1962-65
Jack Simpson LB 1961
John Hatley T 1960

68

Zane Beadles OL 2010-11
Steven Harris DT 2007
Mario Fatafehi DT 2003-04
Reggie McElroy T 1995-96
Russell Freeman T 1992-94
Crawford Ker G 1991
Brad Henke DE 1989

Larry Lee C 1987
Rubin Carter DT 1975-86
Larron Jackson G 1971-74
Steve Alexakos G 1970
Sam Brunelli G 1966
Tom Nomina T 1963-65
Bill Roehnelt LB 1961-62
Gary Crane LB 1969
Ron McLean DL 1967

69

Eric Olsen OL 2010
P.J. Alexander T 2003-05, '07
Michael Moore G 2001-02
Mark Schlereth G 1995-2000
Darrell Hamilton T 1989-91
David Jones OL 1987
Tony Colorito NT 1986
Brisen Manor DE 1984

70

Seth Olsen G 2009
Montrae Holland G 2007
Tyson Clabo G 2004
Trey Teague T 1998-2001
Jamie Brown T 1995-97
Brian Sochia NT/DE 1991-92
Dave Studdard T 1979-88
Paul Smith DT 1968-78
Charlie Janerette DT 1964-65
Donald King E 1960

71

Russ Hochstein OL 2009-11
Chad Mustard TE/T 2007
Blake Brockermeyer T 2002-03
Melvin Tuten T 1999-2000
Greg Kragen NT 1985-93
Jack Peavey OL 1987
Claudie Minor T 1974-82
Wallace Dickey T 1968-69
Jim Perkins T 1962-64
Art Hauser T 1961
Willie Smith G 1960

72

Ryan Harris T 2011
Herb Taylor T 2009
Pat Murray G 2008
Isaac Snell G 2007
George Foster T 2003-06
Brandon Winey T 2001
Ernest Jones DE 1996-97
Keith Kartz C 1987-94
Marsharne Graves T 1984
Don Latimer DT 1978-83
Wayne Hammond DT 1976
Bob Kampa DT 1974
Sam Brunelli G 1968-71
Richard Tyson G 1967
Jerry Sturm C 1961-66
Harold Smith T 1960

73

Chris Kuper G 2006-11
Cyron Brown DE 1998-99
Scott Adams T 1997
Simon Fletcher LB 1985-95
Kevin Belcher T 1987
Shawn Hollingsworth T 1983
Kelvin Clark T 1979-81
Henry Allison T 1977
Martin Imhof DE 1976
Stan Rogers T 1975
Mike Askea T 1973
Walter Barnes DE 1969-71
Pat Matson G 1966-67
Isaac Lassiter E 1962-64
Robert Konovsky E 1961
Gordon Holz DT 1960

74

Orlando Franklin T 2011
Ryan Harris T 2007-10
Cornell Green T 2004-05
Ephraim Salaam T 2002-03
Evan Pilgrim OL 1999
Harry Wayne T 1997-98

BRONCOS ALL-TIME NUMERICAL ROSTER, CONT.

Bill Schultz	T	1995			
Harvey Salem	T	1991			
Bill Lobenstein	DL	1987			
Dan Remsberg	T	1986-87			
Winford Hood	G	1984-85			
Jerry Baker	T	1983			
Andy Maurer	T	1977			
Scott Parrish	OT	1976			
Mike Current	T	1967-75			
Lee Bernet	T	1965-66			
Frank Atkinson	DE	1964			
Gordon Holz	DT	1960-63			
75					
Chris Clark	T	2010-11			
Chris Baker	DL	2009			
Adam Meadows	T	2006			
Monsanto Pope	DT	2002-05			
Brian Habib	T	1993-97			
Rulon Jones	DE	1980-88			
Kit Lathrop	DE	1979			
Bill Bain	T	1976-'78			
Ed Smith	DE	1973-75			
Rick Sharp	T	1972			
Roger Shoals	T	1971			
Rex Mirich	DE	1967-69			
Eldon Danenhauer	T	1960-65			
76					
Tony Hills	T	2011			
Jamal Williams	NT	2010			
Tyler Polumbus	T	2008-09			
Kenard Lang	DE	2006			
Broderick Thompson	T	1995-96			
Kirk Scrafford	T	1993-94			
Ken Lanier	T	1981-92			
Tom Neville	T	1978			
Randy Moore	DT	1976			
Tom Drougas	T	1974			
Steve Coleman	DE	1974			
Tom Domres	DT	1971-72			
Gordon Lambert	LB	1968			
Bob Breitenstein	T	1965-67			
Harold Olson	T	1963-64			
Leo T. Reed	T	1961			
Jack Mattox	T	1961			
William Yelverton	E	1960			
William Danenhauer	E	1960			
77					
Brodrick Bunkley	DT	2011			
Brandon Gorin	T	2009			
Dylan Gandy	G	2008			
Larry Birdine	DE	2007			
Dwayne Carswell	G	2005			
Tony Jones	T	1997-2000			
Karl Mecklenburg	LB	1983-94			
Greg Boyd	DE	1980-82			
Lyle Alzado	DE	1971-78			
Alden Roche	DE	1970			
Larry Cox	DT	1968			
Jim Thompson	DT	1965			
Dick Guesman	T/K	1964			
Anton Peters	T	1963			
Jack Mattox	T	1962			
Carl James Carpenter	G	1960-61			
78					
Ryan Clady	T	2008-11			
Matt Lepsis	T	1998-2007			
Larry Jackson	DE	1995			
Don Maggs	T	1993-94			
Archie Harris	OL	1987			
Winford Hood	G	1986-88			
Rich Stachowski	DE	1983			
Brian Clark	T	1982			
Bruce Radford	DE	1979			
Marv Montgomery	T	1971-76			
Ken Criter	LB	1969-70			
Jim White	DE	1976			
Tom Cichowski	T	1968-69			
Marvin Davis	DT	1966			
Leroy Moore	DE	1964-65			
79					
Marcus Thomas	DL	2007-11			
Steve Herndon	G	2001-03			
Chris Banks	G	1998-99			
Jumpy Geathers	DT	1996			
Dave Widell	G	1990-94			
Stefan Humphries	G	1987-88			
Steve Bryan	LB/DE	1987			
Barney Chavous	DE	1973-85			
Carter Campbell	DE	1971			
John Gonzaga	G	1966			
80					
Julius Thomas	TE	2011			
Rod Smith	WR	1995-2007			
Tony Kimbrough	WR	1993-94			
Mark Jackson	WR	1986-92			
Shane Swanson	WR	1987			
Ray Alexander	WR	1984			
Rick Upchurch	WR	1975-83			
Jerry Simmons	WR	1971-74			
Tom Buckman	TE	1969			
Jimmy Jones	WR	1968			
Dan LaRose	DE	1966			
Ed Cooke	DE	1964-65			
Tom Nery	E	1963			
Tom Rychlec	E	1963			
81					
Dante Rosario	TE	2011			
Richard Quinn	TE	2009-10			
Nate Jackson	TE	2007-08			
Charlie Adams	WR	2004-06			
Chris Cole	WR	2003			
Keith Poole	WR	2001			
Scottie Montgomery	WR	2000			
Andre Cooper	WR	1999-2000			
Patrick Jeffers	WR	1997			
Todd Kinchen	WR	1996			
Mike Pritchard	WR	1994-95			
Barry Rose	WR	1993			
Kitrick Taylor	WR	1993			
Shannon Sharpe	WR	1990-91			
Steve Watson	WR	1979-87			
Bob Adams	TE	1975			
Billy Masters	TE	1970-74			
Dave Washington	TE	1968			
Max Leetzow	DE	1965-66			
Bill Jessup	E	1960			
82					
Dan Gronkowski	TE	2010			
Darrell Jackson	WR	2008			
Stephen Alexander	TE	2005-07			
Adrian Madise	WR	2003-04			
Kevin Kasper	WR	2001-02			
Billy Miller	WR/TE	1999-2000			
Marcus Nash	WR	1998-99			
David Gamble	WR	1997			
Patrick Jeffers	WR	1996			
Vance Johnson	WR	1985-93, '95			
Tony Kimbrough	WR	1993			
Laron Brown	WR	1987			
Zach Thomas	WR	1983-84			
Orlando McDaniel	WR	1982			
Larry Brunson	WR	1980			
Jack Dolbin	WR	1975-79			
Otto Stowe	WR	1974			
Dwight Harrison	WR	1971-72			
Dave Pivec	TE	1969			
Robert Scarpitto	WR/P	1962-67			
83					
Mike Leach	TE/LS	2003-08			
Scottie Montgomery	WR	2001-02			
Travis McGriff	WR	1999-2001			
Justin Armour	WR	1998			
Willie "Flipper" Anderson	WR	1997			
Anthony Miller	WR	1994-96			
Melvin Bonner	WR	1993			
Michael Young	WR	1989-92			
Sam Graddy	WR	1987-88			
Rick Massie	WR	1987			
John Sawyer	TE	1983-84			

Wade Manning	WR	1981-82
Jim Whalen	TE	1970-71
Dave Washington	TE	1968
Ray Jacobs	DT	1963-66
Don Joyce	E	1962
John Pyeatt	HB	1960

84

Brandon Lloyd	WR	2009-11
Javon Walker	WR	2006-07
Wesley Duke	TE	2005
Shannon Sharpe	TE	1992-99, 2002-03
Chris Cole	WR	2000-01
Ricky Nattiel	WR	1987-91
Clint Sampson	WR	1983-86
Vince Kinney	WR	1978-79
John Schultz	WR	1976-77
Gene Washington	WR	1973
Rod Sherman	WR	1972
Mike Haffner	E	1968-70
Lou Andrus	LB	1967
Jason Franci	E	1966
Jim Thibert	LB	1965
Matt Snorton	TE	1964
Jack Hill	HB	1961
Albert Day	T	1960

85

Virgil Green	TE	2011
Daniel Coats	TE	2010
Chad Mustard	TE/T	2006-08
Ashley Lelie	WR	2002-05
Phil McGeoghan	WR	2001
Eddie Kennison	WR	2001
Chafie Fields	WR	2000
Robert Brooks	WR	2000
Chris Doering	WR	1999
Willie Green	WR	1997-98
Jeff Wilner	TE	1995
Derek Russell	WR	1991-94
Tim Stallworth	WR	1990
Chris Woods	WR	1989
Rick Massie	WR	1987-88
Joey Hackett	TE	1986
Mike Barber	TE	1985
Don Summers	TE	1984-85
Ron Egloff	TE	1977-83
John Mosier	TE	1971
Tom Beer	TE	1967-69
Larry Jordan	LB	1962
James Greer	E	1960

86

Daniel Fells	TE	2011
Edell Shepherd	WR	2008
Brian Clark	WR	2007
Patrick Hape	TE	2001-04
Byron Chamberlain	TE	1995-2000
Jeff Campbell	WR	1994
Arthur Marshall	WR	1992-93
Barry Johnson	WR	1991
Chris Verhulst	TE	1990
Pat Kelly	TE	1988
Mitch Andrews	TE	1987
Butch Johnson	WR	1984-85
Dean Barnett	TE	1983
Emery Moorehead	WR	1980
John Schultz	WR	1978
Marv Frazier	WR	1973-75
Jim Krieg	WR	1972
Jerry Hendren	WR	1970
Bobby Moten	TE	1968
Stan Fanning	DE	1964
Don Carothers	E	1960

87

Eric Decker	WR	2010-11
Jeb Putzier	TE	2008
David Kircus	WR	2006
Ed McCaffrey	WR	1995-2003
Cedric Tillman	WR	1992-94
Paul Green	TE	1989
Pat Kelly	TE	1989
Jason Johnson	WR	1988
Bobby Micho	RB	1986-87
James Wright	TE	1980-85
Bill Larson	TE	1980
Bob Moore	TE	1978

Boyd Brown	TE	1974-76
John Hoffman	DE	1972
Rich Jackson	DE	1967-72
Lionel Taylor	E	1960-66

88

Demaryius Thomas	WR	2010-11
Tony Scheffler	TE	2006-09
Jeb Putzier	TE	2002-05
Desmond Clark	TE	1999-2001
Sir Mawn Wilson	WR	1997
Mike Sherrard	WR	1996
Jerry Evans	TE	1993-95
Russell Payne	TE	1987
Clarence Kay	TE	1984-91
Riley Odoms	TE	1972-83
Al Denson	FL	1964-70
Eugene Prebola	E	1961-63
Pat Epperson	E	1960

89

Daniel Graham	TE	2007-10
Nate Jackson	TE	2005-06
Dwayne Carswell	TE	1994-2004
Reggie Johnson	TE	1991-93
Kerry Locklin	TE	1987
Orson Mobley	TE	1986-90
Keli McGregor	TE	1985
Dave Logan	WR	1984
Clay Brown	TE	1983
Gordon Bowdell	WR	1971
John Embree	WR	1969-70
Andre White	TE	1967
Max Wettstein	E	1966
Gary Henson	E	1964
Bill Groman	HB	1963
Kenneth Carpenter	E	1960

90

Jason Hunter	DE	2011
David Veikune	LB/DE	2010
Kenny Peterson	DL	2006; '08-09
Paul Carrington	DE	2007
Darius Holland	DT	2003-04
Jerry Johnson	DT	2000-01
Neil Smith	DE	1997-99
Dan Williams	DE	1993-96
Ron Holmes	DE	1989-92
Freddie Gilbert	DE	1986-88

91

Robert Ayers	DE	2011
Ronald Fields	DL	2009-10
Ebenezer Ekuban	DE	2005-08
Chester McGlockton	DT	2001-02
Alfred Williams	DE	1996-99
Troy Wilson	DE	1995
Willie Oshodin	DE	1992-95
Warren Powers	DE	1989-91
Jeff Tupper	DL	1987

92

Elvis Dumervil	LB/DE	2006-11
Marco Coleman	DE	2004
Bertrand Berry	DE	2001-03
Lester Archambeau	DE	2000
Dave Wyman	LB	1994-95
Ron Geater	DE	1992
Alphonso Carreker	DE	1989, '91

93

Nic Clemons	DT	2008
Antwon Burton	DT	2006-07
Trevor Pryce	DE/DT	1997-2005
James Jones	DE	1995
Ronnie Haliburton	LB	1990-92

94

Ty Warren	DT	2011
Louis Leonard	DL	2010
Jarvis Moss	OLB/DE	2007-10
Luther Elliss	DT	2004
Luis Almanzar	DT	2003
Lional Dalton	DT	2002
Leon Lett	DT	2001
Keith Traylor	DT	1997-2000
Jeff Robinson	DE	1993-96
Jim Szymanski	DE	1991-92

BRONCOS ALL-TIME NUMERICAL ROSTER, CONT.

#5				Keith Washington	DE	2001-02
Derrick Harvey	DE	2011		Mike Lodish	DE	1995-2000
Darrell Reid	OLB/DE	2009		Darren Drozdo	DT	1993-94
Josh Shaw	DT	2008		Karl Mecklenburg*	LB	1992
Sam Adams	DT	2007		Bruce Klostermann	LB	1987-89
Marco Coleman	DE	2005		<i>*wore #97 for one game: at Los Angeles (11/22/92)</i>		
Anton Palepoi	DE	2004		#8		
Kavika Pittman	DE	2000-02		Ryan McBean	DL	2009-11
Paul Grasmanis	DT	1999		Josh Mallard	DT	2007
Marvin Washington	DE	1998		Courtney Brown	DE	2005-06
Michael Dean Perry	DT	1995-97		Reggie Hayward	DE	2001-04
Alphonso Taylor	DT	1993		Maa Tanuvasa	DT/DE	1995-2000
Jeroy Robinson	LB	1990		Ted Washington	NT	1994
Steve Bryan	LB/DE	1987-88		Ricky Hunley	LB	1984-87
Tim Joiner	LB	1987		#9		
#6				Kevin Vickerson	DL	2010-11
Mitch Unrein	DT	2011		Vonnie Holliday	DL	2009
Tim Crowder	DE	2007-08		Alvin McKinley	DT	2007
Michael Myers	DT	2005-06		Raylee Johnson	DE	2004
Dorsett Davis	DT	2002-04		Daryl Gardener	DT	2003
Harald Hasselbach	DE	1994-2000		Montae Reagor	DE	1999-2002
Kenny Walker	DE	1991-92		Seth Joyner	LB	1998
Jake McCullough	DE	1989-90		David Richie	DT	1997
#7				Shane Dronett	DT	1992-95
Justin Bannan	DL	2010		David Galloway	DE	1990
Le Kevin Smith	DL	2009		Shawn Knight	NT	1988
Boss Bailey	LB	2008		Ray Woodard	DE	1987
Kenny Peterson	DE	2007				
Simeon Rice	DE	2007				
Demetrin Veal	DT	2004-06				

BRONCOS ALL-TIME PRACTICE SQUAD ROSTER

List includes players who spent time on the practice/developmental squad since its creation in 1989.

Key: *Made team's 53-man roster during a season; **Became a starter for the Broncos; †Made at least one Pro Bowl with the Broncos; *Current players.*

A				B			
Joe Abdullah	RB	Pacific	1997	Antwon Burton*	DT	Temple	2006-07
Charlie Adams**	WR	Hofstra	2002-03	Hillary Butler	LB	Washington	1997-98
Jeremy Akers	G	Notre Dame	1999	Jeff Byers*	OL	Southern California	2010
Curtis Alexander	RB	Alabama	1998	C			
Kevin Alexander*	LB	Clemson	2010	Steve Cargile*	S	Columbia	2006-07
Luis Almanzar*	DT	Southwest Missouri St.	2003	Tony Carter**	CB	Florida State	2009, '11
Matthias Askew*	DT	Michigan State	2008	Dwayne Carswell**†	TE	Liberty	1999
B				Byron Chamberlain*	TE	Wayne State	1995
Jamie Baisley	LB	Indiana	2000	Tyson Clabo*	G	Wake Forest	2004
Lance Ball*	RB	Maryland	2009-10	Brian Clark*	WR	North Carolina State	2006
Chris Banks**	G	Kansas	1997	Darius Clark*	S	Duke	2000-01
Josh Barrett**	S	Arizona State	2008	Cedric Cobbs*	RB	Arkansas	2005
D'Anthony Batiste*	T	Louisiana-Lafayette	2009	George Coghill**	S	Wake Forest	1997
Steve Baylark	RB	Massachusetts	2008	KaRon Coleman*	RB	Stephen F. Austin	2000
Jeremy Beal	DE	Oklahoma	2011	Andre Cooper**	WR	Florida State	1998
Santonio Beard	RB	Alabama	2004	Curome Cox**	S	Maryland	2004-05
Scott Beavers*	OL	Georgia Tech	1990	Romar Crenshaw	WR	S.E. Oklahoma State	2004
Joshua Bell**	CB	Baylor	2008	D			
Thump Belton	FB	Syracuse	2006	Stanley Daniels**	G	Washington	2010
Randy Bierman	OL	Illinois	1997	Britt Davis*	WR	Northern Illinois	2010
Jon Blackman	T	Purdue	2000	David Diaz-Infante**	C/G	San Jose State	1995
Cory Boyd*	RB	South Carolina	2008	Matt Dominguez*	WR/TE	Sam Houston State	2001
Michael Bozeman	DT	Mississippi	2007	Lionel Dotson	DL	Arizona	2010
Ronnie Bradford**	CB	Colorado	1993	Dominic Douglas	LB	Mississippi State	2010
Marquez Branson	TE	Central Arkansas	2009	Kevin Drake	WR	Alabama-Birmingham	2000
Carlton Brewster	WR	Ferris State	2007	Wesley Duke*	TE	Mercer	2005
Diyrall Briggs*	LB	Bowling Green	2010	E			
Kris Briggs	RB	Southern Methodist	2004	Nick Eason	DT	Clemson	2004
Andre Brown*	RB	North Carolina State	2010	Jamal Ellis	CB	Duke	1995-96
Cyron Brown*	DT	Western Illinois	2001	Paul Erickson	G	South Dakota State	2008-09
DeAuntae Brown	CB	Central State (Ohio)	2000	Mitch Ernst*	K/P	Northern Arizona	2005
Greg Brown	S	Texas	2001	Greg Eslinger*	C	Minnesota	2007-08
Jonathan Brown	DE	Tennessee	1999	Blake Ezor*	RB	Michigan State	1990
Keith Brown	RB	UCLA	2000	F			
Titus Brown	LB	Mississippi State	2010	John Feugill	T	Maryland	2000-01
Josh Buhl	LB	Kansas State	2005	Mark Fenton	G	Colorado	2007
Joe Burch*	C	Texas Southern	1994	Dan Finn	G	Northern Arizona	1998
Bryce Burnett	TE	San Jose State	1995				

Mark Flythe	DE	Penn State	1992
John Paul Foschi	TE	Georgia Tech	2004
Jayson Foster	WR	Georgia Southern	2008

G

Tom Gallagher	OL	Washington	1994
David Gamble*	WR	New Hampshire	1997
George Gause	DE	South Carolina	2005
Ron Geater*	NT	Iowa	1992
Riar Geer	TE	Colorado	2010
Don Gibson	NT	USC	1991
Cory Gilliard	S	Ball State	1997
D'Andre Goodwin*	WR	Washington	2011
Amon Gordon**	DT	Stanford	2006
Adam Grant	T	Arizona	2011
Bucky Greeley	C	Penn State	1996
Louis Green*	LB	Alcorn State	2003-04
Paul Green*	TE	USC	1989
Reggie Green	G	Florida	1996

H

Darrell Hackney*	QB	Alabama-Birmingham	2007-08
Andre Hall**	RB	South Florida	2006
Bruce Hall	RB	Mississippi	2010
Ken Hall	T	Fresno State	1994
Ricky Hall	WR	Virginia Tech	2001
Darrell Hamilton**	T	North Carolina	1989
Olaf Hampel	OL	No college	1993
Atnaf Harris	WR	Cal State Northridge	2003
Steven Harris*	DT	Florida	2007-08
Herb Haygood*	WR	Michigan State	2002
Pat Hegarty	QB	Texas-El Paso	1989
Brad Henke*	NT	Arizona	1989
Kelly Herndon**	CB	Toledo	2001
Steve Herndon**	G	Georgia	2000
Chris Howard	RB	Michigan	1998
Rob Hunt	C/G	North Dakota State	2005-06
Robert Hunt	G/T	Virginia	1999

I

Cornelius Ingram	TE	Florida	2011
-------------------------	-----------	----------------	-------------

J

Corey Jackson	DE	Nevada	2005
Larry Jackson*	DE	Texas A&M	1995
Nate Jackson**	TE/WR	Menlo College	2003
Shane Jasper	LB	UCLA	1995
Barry Johnson*	WR	Maryland	1991
D.J. Johnson	DB	Jackson State	2009
Jeremiah Johnson*	RB	Oregon	2010-11
Jim Johnson	T	Michigan State	1992
Kyle Johnson**	FB	Syracuse	2003
Chris Jones	S	Clemson	1999
John Jones	G	Kansas	1996

K

John Kacherski*	LB	Ohio State	1992
Doug Karczewski	G	Virginia	1999
Braxton Kelley	ILB	Kentucky	2009
Kliff Kingsbury	QB	Texas Tech	2005

L

Michael Lies	T	Kansas	2001
--------------	---	--------	------

M

Glenn Martinez**	WR	Saginaw Valley State	2007
Matt Mauck*	QB	Louisiana State	2004
Grant Mattos	WR	Southern California	2004
Viliani Maumau*	DT	Colorado	1998-99
Ryan McBean**	DL	Oklahoma State	2008
Ryan McCoy	LB	Houston	1994
Kyle McCarthy*	S	Notre Dame	2010-11
Paris McCurdy	LB	Ball State	1990
Marquay McDaniel	WR	Hampton	2007
Phil McGeoghan*	WR	Maine	2001
Bryant McNeal	DE	Clemson	2004
Jeff Mickel	OL	Eastern Washington	1989
Billy Miller*	WR/TE	Southern California	1999
Brandon Minor	RB	Michigan	2010
Brandon Miree	RB	Pittsburgh	2005
Mike Mohamed*	LB	California	2011
Scottie Montgomery*	WR	Duke	2000-01

Jason Moore*	S	San Diego State	1999
Shawn Moore*	QB	Virginia	1991
Rashod Moulton	CB	Fort Valley State	2008-09
Mark Murray*	LB	Florida	1991
Chris Myers**	C/G	Miami (Fla.)	2005

N

John Nalbone	TE	Monmouth	2010-11
Tom Nalen**†	C	Boston College	1994
Damien Nash*	RB	Missouri	2006
Doug Nienhuis	T	Oregon State	2006
Tori Noel	S	Tennessee	1998

O

Xavier Omon	RB	Northwest Missouri St.	2011
Scot Osborne	TE	William & Mary	2001
Willie Oshodin**	DE	Villanova	1992

P

Brent Parkinson	OL	USC	1991
Preston Parsons	QB	Northern Arizona	2006
Erik Pears**	T	Colorado State	2005
Everette Pedescleaux	DL	Northern Iowa	2009
Nick Polk	S	Indiana	2010
P.J. Pope**	RB	Bowling Green State	2008
Carlton Powell	DL	Virginia Tech	2009
Marcus Price	T	Louisiana State	1996
Greg Primus	WR	Colorado State	1993

R

Lee Robinson*	LB	Alcorn State	2010
Antwaun Rogers	CB	Purdue	2005
Roderick Rogers**	S	Wisconsin	2007-08
D.J. Renteria	DT	New Mexico	2004
Chase Raynock	T	Montana	2000
Frank Rice	WR	Colorado State	2002
Eron Riley	WR	Duke	2010-11
Barry Rose*	WR	Wisc.-Stevens Point	1993
Glenn Rountree	G	Clemson	1999

S

Blaine Saipaia	C	Colorado State	2003
Ron Sancho	LB	Louisiana State	1989
Cecil Sapp**	RB	Colorado State	2003-04
Jason Scukanec	C	Brigham Young	2002
Josh Sewell	C/G	Nebraska	2004
Jeff Shoate*	CB	San Diego State	2006
Sealver Siliga	DT	Utah	2011
Rod Smith**†	WR	Missouri Southern	1994
Donnie Spragan**	LB	Stanford	2001
Tim Stallworth*	WR	Washington State	1990
Jeff Stehle	DL	Wisconsin	2010
Deon Strother*	RB	USC	1994
John Sullins*	LB	Alabama	1992
Jason Suttle*	CB	Wisconsin	1999-2000
Justin Swift	TE	Kansas State	1999
Jashon Sykes**	LB	Colorado	2002

T

Will Ta'ufo'ou	FB	California	2011
Maa Tanuvasa**	DL	Hawaii	1995
Cedric Tillman**	WR	Alcorn State	1992
Mark Thomas	TE	North Carolina State	2001
Marvin Thomas	DE	Memphis	1998
Tim Toone	WR	Weber State	2011
Brad Trout	S	Valdosta State	1999

U

Mitch Unrein*	DL	Wyoming	2010
Chad Upshaw	TE	Buffalo	2007

V

Bradlee Van Pelt*	QB	Colorado State	2004
Cameron Vaughn	LB	Louisiana State	2006
Tony Veland*	S	Nebraska	1996

W

Larry Wallace	WR	USC	1996
Cliff Washburn	T	The Citadel	2007
Edwin Watson	RB	Purdue	1999
Chris Watton	G	Baylor	2002-03
Jason Watts	C	Kentucky	1999

BRONCOS ALL-TIME PRACTICE SQUAD ROSTER, CONT.

Adam Weber	QB	Minnesota	2011	Matthew Willis**	WR	UCLA	2008-09
Austin Wheatley	TE	Iowa	2001	Sir Mawn Wilson*	WR	Syracuse	1997
Paul Wiggins	T	Oregon	1999	Travis Wilson	WR	Oklahoma	2008
Brandon Williams	CB	Michigan	2003	Y			
Clarence Williams	TE	Washington State	1993	Phil Yeboah-Kodie	LB	Penn State	1996
Kevin Williams	RB	UCLA	1993	Chris Young*	S	Georgia Tech	2002
Wayne Williams	RB	Florida	1989				
Worrell Williams	LB	California	2010				

ALL-TIME PRACTICE SQUAD ROSTER, BY YEAR

1989				1997			
Paul Green*	TE	USC		Chris Banks**	G	Kansas	
Darrell Hamilton	T	North Carolina		Randy Bierman	OL	Illinois	
Pat Hegarty	QB	Texas-El Paso		Hillary Butler	LB	Washington	
Brad Henke	NT	Arizona		George Coghill**	S	Wake Forest	
Jeff Mickel	OL	Eastern Washington		David Gamble*	WR	New Hampshire	
Ron Sancho	LB	Louisiana State		Cory Gilliard	S	Ball State	
Wayne Williams	RB	Florida		Sir Mawn Wilson*	WR	Syracuse	
1990				1998			
Scott Beavers*	OL	Georgia Tech		Curtis Alexander	RB	Alabama	
Blake Ezor	RB	Michigan State		Hillary Butler	LB	Washington	
Paris McCurdy	LB	Ball State		Andre Cooper**	WR	Florida State	
Tim Stallworth*	WR	Washington State		Dan Finn	G	Northern Arizona	
1991				Chris Howard	RB	Michigan	
Don Gibson	NT	USC		Viliami Maumau*	DT	Colorado	
Barry Johnson*	WR	Maryland		Tori Noel	S	Tennessee	
Shawn Moore*	QB	Virginia		Marvin Thomas	DE	Memphis	
Mark Murray*	LB	Florida		1999			
Brent Parkinson	OL	USC		Jeremy Akers	G	Notre Dame	
1992				Jonathan Brown	DE	Tennessee	
Mark Flythe	DE	Penn State		Robert Hunt	G/T	Virginia	
Ron Geater*	NT	Iowa		Chris Jones	S	Clemson	
Jim Johnson	T	Michigan State		Doug Karczewski	G	Virginia	
John Kacherski*	LB	Ohio State		Viliami Maumau*	DT	Colorado	
Willie Oshodin**	DE	Villanova		Billy Miller*	WR/TE	USC	
John Sullins*	LB	Alabama		Jason Moore*	S	San Diego State	
Cedric Tillman**	WR	Alcorn State		Glenn Rountree	G	Clemson	
1993				Jason Suttle*	CB	Wisconsin	
Ronnie Bradford**	CB	Colorado		Justin Swift	TE	Kansas State	
Olaf Hampel	OL	No college		Brad Trout	S	Valdosta State	
Greg Primus	WR	Colorado State		Edwin Watson	RB	Purdue	
Barry Rose*	WR	Wisconsin-Stevens Point		Jason Watts	C	Kentucky	
Clarence Williams	TE	Washington State		Paul Wiggins	T	Oregon	
Kevin Williams	RB	UCLA		2000			
1994				Jamie Baisley	LB	Indiana	
Joe Burch*	C	Texas Southern		Jon Blackman	T	Purdue	
Dwayne Carswell**†	TE	Liberty		DeAuntae Brown	CB	Central State (Ohio)	
Tom Gallagher	OL	Washington		Keith Brown	RB	UCLA	
Ken Hall	T	Fresno State		Darius Clark*	S	Duke	
Ryan McCoy	LB	Houston		KaRon Coleman*	RB	Stephen F. Austin	
Tom Nalen**†	C	Boston College		Kevin Drake	WR	Alabama-Birmingham	
Rod Smith**†	WR	Missouri Southern		John Feugill	T	Maryland	
Deon Strother*	RB	Southern California		Steve Herndon**	G	Georgia	
1995				Scottie Montgomery*	WR	Duke	
Bryce Burnett	TE	San Jose State		Jason Suttle*	CB	Wisconsin	
Byron Chamberlain*	TE	Wayne State		2001			
David Diaz-Infante**	C/G	San Jose State		Cyron Brown*	DT	Western Illinois	
Jamal Ellis	CB	Duke		Greg Brown	S	Texas	
Larry Jackson*	DE	Texas A&M		Darius Clark*	S	Duke	
Shane Jasper	LB	UCLA		Matt Dominguez*	WR/TE	Sam Houston State	
Maa Tanuvasa**	DL	Hawaii		John Feugill	T	Maryland	
Phil Yeboah-Kodie	LB	Penn State		Ricky Hall	WR	Virginia Tech	
1996				Kelly Herndon**	CB	Toledo	
Joe Abdullah	RB	Pacific		Michael Lies	T	Kansas	
Jamal Ellis	CB	Duke		Phil McGeoghan*	WR	Maine	
Bucky Greeley	C	Penn State		Scottie Montgomery*	WR	Duke	
Reggie Green	G	Florida		Scot Osborne	TE	William & Mary	
John Jones	G	Kansas		Donnie Spragan**	LB	Stanford	

ALL-TIME PRACTICE SQUAD ROSTER, BY YEAR, CONT.

Mark Thomas	TE	North Carolina State	Glenn Martinez**	WR	Saginaw Valley State
Austin Wheatley	TE	Iowa	Marquay McDaniel	WR	Hampton
2002			Roderick Rogers**	S	Wisconsin
Charlie Adams**	WR	Hofstra	Chad Upshaw	T	Buffalo
Herb Haygood*	WR	Michigan State	Cliff Washburn	T	The Citadel
Frank Rice	WR	Colorado State	2008		
Jason Scukanec	C	Brigham Young	Matthias Askew*	DT	Michigan State
Jashon Sykes**	LB	Colorado	Josh Barrett**	S	Arizona State
Chris Watton	G	Baylor	Steve Baylark	RB	Massachusetts
Chris Young*	S	Georgia Tech	Joshua Bell**	CB	Baylor
2003			Cory Boyd*	RB	South Carolina
Charlie Adams**	WR	Hofstra	Mitch Erickson	G	South Dakota State
Luis Almanzar*	DT	Southwest Missouri St.	Greg Eslinger*	C	Minnesota
Louis Green*	LB	Alcorn State	Jayson Foster	WR	Georgia Southern
Atnaf Harris	WR	Cal State Northridge	Darrell Hackney*	QB	Alabama-Birmingham
Nate Jackson**	WR	Menlo College	Steven Harris**	DT	Florida
Kyle Johnson**	FB	Syracuse	Ryan McBean**	DT	Oklahoma State
Blaine Saipaia	C	Colorado State	Rashod Moulton	CB	Fort Valley State
Cecil Sapp**	RB	Colorado State	P.J. Pope**	RB	Bowling Green State
Chris Watton	G	Baylor	Roderick Rogers**	S	Wisconsin
Brandon Williams	CB	Michigan	Matthew Willis**	WR	UCLA
2004			Travis Wilson*	WR	Oklahoma
Santonio Beard	RB	Alabama	2009		
Kris Briggs	RB	Southern Methodist	Lance Ball*	RB	Maryland
Tyson Clabo*	G	Wake Forest	D'Anthony Batiste*	T	Louisiana-Lafayette
Curome Cox**	CB	Maryland	Marquez Branson	TE	Central Arkansas
Romar Crenshaw	WR	S.E. Oklahoma State	Tony Carter**	CB	Florida State
Nick Eason	DT	Clemson	Mitch Erickson	G	South Dakota State
John Paul Foschi	TE	Georgia Tech	D.J. Johnson	DB	Jackson State
Louis Green*	LB	Alcorn State	Braxton Kelley	ILB	Kentucky
Grant Mattos	WR	Southern California	Rashod Moulton	CB	Fort Valley State
Matt Mauck*	QB	Louisiana State	Everette Pedescleaux	DL	Northern Iowa
Bryant McNeal	DE	Clemson	Carlton Powell	DL	Virginia Tech
D.J. Renteria	DT	New Mexico	Darius Walker	RB	Notre Dame
Cecil Sapp**	RB	Colorado State	Matthew Willis**	WR	UCLA
Josh Sewell	C/G	Nebraska	2010		
Bradlee Van Pelt*	QB	Colorado State	Kevin Alexander*	LB	Clemson
2005			Lance Ball*	RB	Maryland
Josh Buhl	LB	Kansas State	Diyral Briggs*	LB	Bowling Green
Cedric Cobbs*	RB	Arkansas	Titus Brown	LB	Mississippi State
Curome Cox**	S	Maryland	Jeff Byers*	OL	Southern California
Wesley Duke*	TE	Mercer	Stanley Daniels**	G	Washington
Paul Ernster*	K/P	Northern Arizona	Britt Davis*	WR	Northern Illinois
George Gause	DE	South Carolina	Lionel Dotson	DL	Arizona
Rob Hunt	C/G	North Dakota State	Dominic Douglas	LB	Mississippi State
Corey Jackson	DE	Nevada	Riar Geer	TE	Colorado
Kliff Kingsbury	QB	Texas Tech	Bruce Hall	RB	Mississippi
Brandon Miree	RB	Pittsburgh	Jeremiah Johnson*	RB	Oregon
Chris Myers**	C/G	Miami (Fla.)	Kyle McCarthy*	S	Notre Dame
Erik Pears**	T	Colorado State	Brandon Minor	RB	Michigan
Antwaun Rogers	CB	Purdue	John Nalbone	TE	Monmouth
2006			Nick Polk	S	Indiana
Thump Belton	FB	Syracuse	Lee Robinson*	LB	Alcorn State
Antwon Burton*	DT	Temple	Eron Riley	WR	Duke
Steve Cargile*	S	Columbia	Jeff Stehle	DL	Wisconsin
Brian Clark*	WR	North Carolina State	Mitch Unrein*	DL	Wyoming
Amon Gordon**	DT	Stanford	Worrell Williams	LB	California
Andre Hall**	RB	South Florida	2011		
Rob Hunt	G/C	North Dakota State	Jeremy Beal	DE	Oklahoma
Damien Nash*	RB	Missouri	Tony Carter**	CB	Florida State
Doug Nienhuis	T	Oregon State	D'Andre Goodwin*	WR	Washington
Preston Parsons	QB	Northern Arizona	Adam Grant	T	Arizona
Jeff Shoate*	CB	San Diego State	Cornelius Ingram	TE	Florida
Cameron Vaughn	LB	Louisiana State	Jeremiah Johnson*	RB	Oregon
2007			Kyle McCarthy*	S	Notre Dame
Michael Bozeman	DT	Mississippi	Mike Mohamed*	LB	California
Carlton Brewster	WR	Ferris State	John Nalbone	TE	Monmouth
Antwon Burton*	DT	Temple	Xavier Omon	RB	Northwest Missouri St.
Steve Cargile*	S	Columbia	Eron Riley	WR	Duke
Greg Eslinger*	C	Minnesota	Sealver Siliga	DT	Utah
Mark Fenton	G	Colorado	Austin Sylvester*	FB	Washington
Darrell Hackney*	QB	Alabama-Birmingham	Will Ta'ufu'ou	FB	California
Steven Harris*	DT	Florida	Tim Toone	WR	Weber State
			Adam Weber	QB	Minnesota

HISTORICAL HIGHLIGHTS

1959

AUGUST 14 — First American Football League organizational meeting held in Chicago. Denver, with Bob Howsam as its principal owner, named as a charter member along with New York, Dallas, Los Angeles, Minneapolis and Houston. **NOVEMBER 22** — First player selection draft held through 32 rounds. Denver's first pick is Roger LeClerc, center, Trinity. **DECEMBER 1** — Dean Griffing named general manager of the Broncos.

1960

JANUARY 1 — Frank Filchock named first head coach of the Broncos. **JANUARY 30** — Denver placed in AFL's western division with Dallas, Oakland and Los Angeles. **JULY** — First Bronco training camp opens at Colorado School of Mines. **SEPTEMBER 9** — After losing all five pre-season games, the Broncos become the first AFL victor when they defeat the Patriots in Boston in history's first AFL game, 13-10. Attendance — 21,597. **OCTOBER 2** — Broncos play first home game in Bears Stadium, defeat Oakland, 31-14, before crowd of 18,372. **DECEMBER** — Offensive End Lionel Taylor, Defensive Tackle Bud McFadin and Safety Goose Gonsoulin all named to first official all-AFL team.

1961

MAY 26 — Bob and Lee Howsam, original principal owners of the Broncos, sell their stock to a new syndicate headed by Cal Kunz and Gerry Phipps. **JUNE 1** — Cal Kunz named president and operating head of Empire Sports. **DECEMBER** — Lionel Taylor sets professional record with 100 pass receptions for season. Taylor and Bud McFadin named to all-AFL team. **DECEMBER** — Frank Filchock released as Broncos head coach.

1962

FEBRUARY 1 — Jack Faulkner hired as Broncos head coach. **JULY 1** — Dean Griffing released as Broncos general manager. Faulkner named to dual post as head coach and general manager. **JULY** — Public burning ceremony of Broncos' notorious vertically striped socks at Broncos' intra squad game. **DECEMBER** — Jack Faulkner named coach of the year in AFL. Gene Mingo sets professional field goal record of 27 in a season. Eldon Danenhauer, Lionel Taylor, Goose Gonsoulin and Bob Zeman named to all-AFL team.

1963

DECEMBER — Billy Joe named AFL Rookie of the Year. Goose Gonsoulin is the only Bronco to make the all-AFL team. Lionel Taylor wins fourth consecutive pass receiving title.

1964

JANUARY — Broncos and Jets complete historic nine-player trade, largest ever made in the AFL. Broncos send Gene Prebola, Wahoo McDaniell, Gordy Holz and Bob Zeman to Jets for Dick Guesman, Ed Cooke, Charlie Janerette, Jim Price and Sid Fournet. **OCTOBER 4** — Jack Faulkner released as head coach. **OCTOBER 5** — Mac Speedie accepts appointment as interim head coach. **DECEMBER 12** — Mac Speedie named head coach. **DECEMBER** — Jim Fraser wins third consecutive punting title. Willie Brown named to all-AFL team.

1965

FEBRUARY 15 — Gerald and Allan Phipps purchase 52 percent of the stock of Empire Sports, thus giving them virtually 100 percent ownership and saving the Bronco franchise for Denver. **MARCH 5** — Record sale of 941 season tickets in one day. **APRIL 1** — Season ticket drive goal of 20,000 sales reached. Figure to reach 22,000 by May 1. **MAY 17** — Allan Phipps named president of Empire Sports, Inc. Gerry Phipps re-named Chairman of the Board. **MAY 29** — Jim Burris, Bears general manager, named executive vice-president of Empire Sports. **DECEMBER 12** — Lionel Taylor makes the 500th catch of his career in game against Boston to become the first AFL player to top this figure. **DECEMBER** — Tackle Eldon Danenhauer, Split End Lionel Taylor and Fullback Cookie Gilchrist named to the all-AFL team. Lionel Taylor wins fifth pass receiving crown and Abner Haynes wins league kickoff return championship.

1966

JUNE 8 — Merger of American and National Leagues announced. **SEPTEMBER 19** — Ray Malavasi named Head Coach of the Broncos. **DECEMBER** — John Bramlett, Goose Gonsoulin, Bob Scarpitto and Jerry Sturm chosen to play in AFL All-Star contest in January. **DECEMBER 19** — Lou Saban signs a 10-year contract as General Manager and Head Coach of the Denver Broncos.

1967

MARCH 1 — Broncos move to new suburban executive offices with adjacent practice field and locker room facilities for both preseason and regular season training. **MARCH 17** — Metropolitan Denver voters turn down stadium bond issue, but Bronco fans immediately organize for fundraising drive to improve Bears Stadium and keep Broncos in Denver. **MAY 17** — Floyd Little, Denver's No. 1 draft choice, signs with Broncos. Little becomes the first No. 1 choice to sign with Denver in the history of the club. **AUGUST 5** — Broncos defeat Detroit Lions 13-7 in preseason game at DU for AFL's first win over the NFL. **AUGUST 15** — Quarterback Steve Tensi acquired from San Diego for first round draft choices in both 1968 and 1969. **DECEMBER** — Floyd Little paces AFL in punt returning with a 16.9 average. Bob Scarpitto repeats as punt leader with a 44.9 norm. Flanker Al Denson selected All League in player balloting.

1968

JANUARY — Flanker Al Denson, defensive tackle Dave Costa, center Larry Kaminski and cornerback Nemiah Wilson participate in AFL All-Star Game. Lou Saban and staff coach the West stars. **FEBRUARY** — Civic drive to raise \$1.8 million ends successfully and City of Denver receives stadium as a gift after purchase of the facility from Empire Sports, Inc. by non-profit group. Construction begins on 16,000 seat upper deck that will raise capacity to 50,000 for 1968 season. **SEPTEMBER 21** — Broncos move into new administrative building at 5700 Logan Street. **DECEMBER 14** — Bears Stadium is officially re-named Denver Mile High Stadium.

1969

JANUARY 19 — Dave Costa, Rich Jackson and Floyd Little participate in AFL All-Star Game in Jacksonville, Fla. **DECEMBER** — Floyd Little and Rich Jackson named first-team All League. **DECEMBER** — Bill Thompson (rookie) tops AFL list in punt and kickoff returns, becoming the first player in NFL history to ever hold both titles.

1970

JANUARY 17 — Rich Jackson, Dave Costa, Floyd Little, Mike Current and George Goeddeke play in All-Star Game on West team. **SEPTEMBER** — Season ticket sale hits record number of 43,584. **DECEMBER 20** — Floyd Little gains 44 yards to win American Conference rushing title with 901 yards. It marked his first rushing crown and the first season that Little played in all 14 games.

1971

JANUARY — Richard Jackson named to official National Football League all-star team. **JANUARY** — Richard Jackson and Floyd Little make starting lineups for American Conference in first AFC-NFC Pro Bowl game. **MAY 12** — Broncos stop sale of season tickets at record 47,500. **OCTOBER 24** — Denver coach Lou Saban and the Broncos down Cleveland 27-0. It was the first time the Browns were shutout since 1952 and marked Saban's last victory as Bronco coach. **NOVEMBER 17** — Lou Saban resigns as head coach of Broncos, a position he had held for five years. Offensive line coach Jerry Smith is named interim head coach. Saban, in December, resigns as General Manager to return to Buffalo Bills as head coach. **DECEMBER 19** — Floyd Little compiles 79 yards against Raiders in Oakland to finish as pro football's top runner with 1,133 yards. Little also becomes first Bronco to rush for more than 1,000 yards in a season.

1972

JANUARY 5 — John Ralston, successful head coach at Stanford, is announced as Denver's new head coach. He later adds the title of general manager. **MARCH 16** — For the first time in the history of Denver professional football, there will be no public sale of season tickets, it is reported. Season ticket holders renewed 46,500 of the 47,500 available season tickets and further exercised their option for 8,000 additional tickets. **APRIL 5** — Long-time Rocky Mountain Empire Sports employee Earl Hartman dies of cancer. Hartman was Treasurer of Empire Sports and Business Manager of the Broncos at the time of his death.

1973

MARCH 3 — Season ticket holders renew 47,800 of 48,000 season tickets to assure Denver again of having no public sale of season tickets. **OCTOBER 14** — Charley Johnson also becomes the 18th quarterback in pro football history to go over 20,000 yards lifetime as he throws for 214 yards and three TDs to Haven Moses in a 48-20 win at Houston. **OCTOBER 22** — With "Orange Monday" banners waving, the Broncos perhaps play the most important game to date in the club's history against Oakland on national television. Denver comes back to knot the contest, 23-23, on a 35-yard field goal by Jim Turner. **NOVEMBER 25** — Denver defeats Kansas City, 14-10, to take over first place in the AFC West with three games to go. The win moves the Broncos to 6-3-2 — the six victories mark the second best mark ever for a Denver team to date. **DECEMBER 9** — Denver 42, San Diego 28! The Broncos are winners at last as Denver clinches the team's seventh victory of the season, assuring the club of a winning record for the first time.

1974

JANUARY — Four Broncos (Floyd Little, Haven Moses, Riley Odoms and Paul Smith) are invited to play in the Pro Bowl. John Ralston is named AFC Coach of the Year for guiding Denver to its first winning season ever. Odoms is named All-Pro by NEA. **SEPTEMBER 10** — Denver voters pass a \$25 million bond issue to expand and improve Mile High Stadium to over 75,000 seats. The stadium was projected to be finished in time for the 1976 regular season. **SEPTEMBER 22** — The Broncos and the Pittsburgh Steelers play in the first regular-season overtime game as a 35-35 score was present at the end of regulation play. Neither team scored in the sudden death period. **NOVEMBER 28** — Before a television audience estimated at 35 million, the Broncos riddle the Detroit Lions 31-27 on Denver's first Thanksgiving Day game in Detroit. **DECEMBER 8** — Denver assures itself of its second consecutive winning season, and Otis Armstrong sets a single-game rushing mark of 183 yards as the Broncos down Houston 37-14. **DECEMBER 15** — Otis Armstrong finishes the season with 1,407 yards and the NFL rushing title, becoming one of a half dozen players ever to average more than 100 yards per game in pro football.

1975

JANUARY — Otis Armstrong and Riley Odoms represent the Broncos in the annual Pro Bowl contest in Miami, Fla. **FEBRUARY** — Expansion of Mile High Stadium begins, and it will provide 63,500 seating capacity for the 1976 season and an ultimate capacity of 75,000 in 1977. **DECEMBER 14** — Floyd Little winds up his career as the seventh all-time rusher in the NFL with 6,323 career yards.

1976

JANUARY 26 — Tight end Riley Odoms and linebacker Randy Gradishar are the Broncos representatives in the Pro Bowl in New Orleans. **MARCH 28** — Quarterback Charley Johnson announces his retirement from the National Football League after a 15-year career. Johnson led the club to its first two winning seasons in 1973 and 1974. **JUNE 27** — Lyle Alzado is one of three finalists for the Man of the Year Award and Rick Upchurch is honored as the American Conference Offensive Rookie of the Year by the NFL Players Association. **SEPTEMBER 26** — Rick Upchurch ties an NFL record by returning two punts for touchdowns in a 44-13 win over the visiting Cleveland Browns. **OCTOBER 24** — Rick Upchurch ties an NFL record with his fourth punt return touchdown of the season in a 35-26 win over Kansas City. **NOVEMBER 7** — With two field goals and six extra points, Jim Turner becomes the fifth player in pro football history to surpass 1,200 points. **NOVEMBER 14** — Denver shuts out San Diego, 17-0, marking the first time the club has recorded two shutouts in one season. Denver had shut out the Chargers 26-0 Oct. 3. **DECEMBER 12** — The Broncos stop Chicago, 28-14, for their ninth win of the season, marking the highest total in Denver history. Otis Armstrong rushes for 116 yards to reach 1,008 for the season, his second 1,000-yard campaign in his career. **DECEMBER 18** — Fred Gehrke, long-time Bronco administrator, is named general manager.

1977

JANUARY 17 — Rick Upchurch and Otis Armstrong are the Broncos' participants in the annual AFC-NFC Pro Bowl in Seattle. **JANUARY 31** — John Ralston resigns as Head Coach of the Denver Broncos. **FEBRUARY 1** — Robert (Red) Miller, a former Broncos assistant coach, is named as the team's eighth head coach. **JUNE 12** — Lyle Alzado is named winner of the National Football League Players Association's Byron "Whizzer" White Award as the group's Man of the Year. **OCTOBER 16** — Pushing their season record to 5-0, the Broncos use seven interceptions and a touchdown pass to kicker Jim Turner to trounce the defending world champion Oakland Raiders, 30-7. **NOVEMBER 27** — In a showdown of the two best records in the NFL, the Broncos get a 73-yard interception return for a touchdown by Tom Jackson to dump Baltimore, 27-13, and run their record to 10-1. **DECEMBER 4** — With a 24-14 win at Houston, the Broncos clinch a playoff berth, the first in the club's history. Later in the day, the Broncos clinch the AFC Western Division championship when the Raiders fall to the Los Angeles Rams. **DECEMBER 18** — The Broncos lose to Dallas in the regular-season finale, 14-6, but post the best record in the history of the franchise, 12-2, tied with Dallas for the best in the NFL. **DECEMBER 24** — Before the largest crowd ever to watch a sporting event in the state of Colorado, 75,011, the Broncos stop the Pittsburgh Steelers in the first round of playoff action, 34-21.

1978

JANUARY 1 — In a hard-fought game at Mile High Stadium, the Broncos dethrone the Raiders, 20-17, for the AFC championship and a trip to the Super Bowl in New Orleans. **JANUARY 15** — The Broncos fall to the Cowboys, 27-10, in Super Bowl XII. **JANUARY 23** — Lyle Alzado, Randy Gradishar, Tom Jackson, Billy Thompson and Louis Wright represent the Broncos in the Pro Bowl, the largest Denver contingent to date. **MARCH** — Only 143 season tickets are not renewed, a new all-time low. **DECEMBER 3** — The Broncos win by 21-6 score at Oakland, holding the Raiders without a touchdown for the second time in the season to move within one game of AFC West crown. **DECEMBER 10** — Denver downs Kansas City, 24-3, winning its second consecutive division championship, as QB Craig Morton goes 19-for-22 with 16 consecutive completions, both second best all-time NFL marks. **DECEMBER 30** — Denver loses in the playoffs to the eventual Super Bowl-champion Pittsburgh Steelers, 33-10.

HISTORICAL HIGHLIGHTS, CONT.

1979

JANUARY 29 — The Broncos are represented by an all-time high of seven players in the Pro Bowl—Lyle Alzado, Randy Gradishar, Tom Jackson, Riley Odoms, Bill Thompson, Rick Upchurch and Louis Wright. **MARCH** — Only 161 season tickets are not renewed, virtually assuring the Broncos of their tenth consecutive sellout season. **NOVEMBER 11** — Rick Upchurch becomes the all-time pro football record holder in career punt return yardage. He set the record vs. New England, surpassing the late Emlen Tunnell's total of 2,209 yards. **DECEMBER 17** — Denver clinches a playoff berth for the third consecutive year. **DECEMBER 23** — Denver loses in a Wild Card Game at Houston, 13-7.

1980

JANUARY 27 — The Broncos are represented in the Pro Bowl by Randy Gradishar, Tom Jackson, Rick Upchurch and Louis Wright. **MARCH** — Only 146 season tickets are not renewed for 1980, virtually assuring the club of its 11th consecutive sellout campaign. **OCTOBER 5** — Randy Gradishar returns an interception 93 yards for a touchdown vs. Cleveland, the longest such return in team history and the NFL's longest for 1980 season. **OCTOBER 13** — Fred Steinfort kicks a 57-yard field goal against Washington, tying record for third-longest kick in NFL history.

1981

JANUARY — Fred Steinfort is named by Pro Football Weekly as that publication's Golden Toe Award winner for the 1980 season, having tied for the league lead with 26 field goals. **FEBRUARY 25** — Edgar F. Kaiser Jr. is introduced as the new owner of the Denver Broncos, having purchased the club from principal owners Gerald H. Phipps and Allan R. Phipps. **MARCH 10** — Grady Alderman is named new General Manager and Dan Reeves is named as the new Head Coach. **MARCH** — The Broncos are sold out for their 12th consecutive season. **SEPTEMBER** — Craig Morton throws four touchdown passes in each of two consecutive games, vs. Baltimore and San Diego, a first in franchise history. Wide receiver Steve Watson ties a team record with three touchdown receptions against the Colts on September 20. **NOVEMBER 22** — Watson catches a touchdown pass at Cincinnati to set a new team record with 13 touchdown catches in one season. **DECEMBER 20** — Watson gains 82 yards on receptions at Chicago, establishing a new Broncos single season mark with 1,244 reception yards. Morton sets single-season Broncos records for yards gained (3,213), yards passing (3,195) and average gain per play (8.37) while Watson leads the AFC in reception yardage (1,244) and touchdown receptions (13).

1982

JANUARY 31 — The Broncos are represented in the Pro Bowl by Randy Gradishar, Bob Swenson, Bill Thompson and Steve Watson. **MARCH** — Only 49 season ticket accounts are not renewed for 1982, virtually assuring the Broncos of their 13th consecutive sellout season in Mile High Stadium. **SEPTEMBER 21** — The NFL Players Association begins the first regular-season strike in NFL history, resulting in the cancellation of games for eight consecutive weeks. **DECEMBER 3** — Hein Poulus is named Vice President and General Manager of the Broncos. **DECEMBER 19** — Rick Upchurch returns a punt 78 yards for a touchdown against Kansas City to tie the then all-time pro football record of eight career touchdowns on punt returns.

1983

JANUARY 3 — Final NFL statistics show Rick Upchurch as the NFL's punt return leader with a 16.1 average and Luke Prestridge as the league's leading punter with a 45.0 average. **FEBRUARY 6** — The Broncos are represented in the Pro Bowl game by Randy Gradishar, Luke Prestridge and Rick Upchurch. **MARCH 15** — Only 89 season ticket accounts are not renewed for 1983, virtually assuring the Broncos of their 14th consecutive sellout season in Mile High Stadium. **MAY 2** — In the biggest trade in franchise history, Denver acquires quarterback John Elway, the first player taken in the NFL draft, and signs him to a five-year contract. **DECEMBER 11** — Elway throws three fourth-quarter touchdown passes to erase a 19-0 deficit and lead the Broncos to a 21-19 playoff-clinching win over Baltimore. This marks the fourth Broncos appearance in playoff competition. **DECEMBER 24** — Denver loses its Wild Card Playoff Game at Seattle, 31-7.

1984

JANUARY 29 — Randy Gradishar makes his seventh Pro Bowl appearance. Louis Wright also is named to the AFC Pro Bowl team but is unable to play because of a fractured finger. **MARCH** — Only 146 season ticket accounts are not renewed for 1984, virtually assuring the Broncos of their 15th consecutive sellout season in Mile High Stadium. **MARCH 23** — Pat Bowlen is introduced as the new owner of the Denver Broncos, assuming the title of President and Chief Executive Officer. **NOVEMBER 18** — The Broncos beat Minnesota 42-21 for the club's 10th consecutive victory, a team record. John Elway ties a Denver record throwing five touchdown passes in the game. **DECEMBER 15** — Denver wins its 13th game of the season, the most in Broncos history, and captures the AFC West crown with a 31-14 win over Seattle. Sammy Winder finishes the season with 1,153 yards rushing, and Steve Watson gains 1,170 yards receiving — the first time Denver has had 1,000-yard performers in both categories in the same season. **DECEMBER 30** — Pittsburgh defeats Denver 24-17 in a Divisional Playoff Game.

1985

JANUARY 27 — Sammy Winder represents the Broncos in the Pro Bowl. **FEBRUARY 18** — Owner Pat Bowlen names John Beake as General Manager and Dan Reeves as Vice President of the club. **MARCH** — Only 82 season ticket accounts are not renewed for the 1985 season, virtually assuring the Broncos of their 16th consecutive sellout session in Mile High Stadium. **DECEMBER 20** — Denver beats Seattle 27-24 to close out the season at 11-5. The Broncos set season records with total yards (5,496) and total points (380). John Elway, who threw for 432 yards against Seattle, set Denver records for total offense (4,144 yards) and passing yards (3,891) for the season, and Karl Mecklenburg's 13 quarterback sacks also set a new Bronco standard.

1986

FEBRUARY 2 — The Broncos are represented by four players in the Pro Bowl—Rulon Jones, Karl Mecklenburg, Dennis Smith and Louis Wright. **FEBRUARY 26** — Owner Pat Bowlen holds ground breaking ceremonies for 60 luxury Penthouse Suites to be built atop Mile High Stadium's fifth level. **MARCH** — Only 127 season ticket accounts are not renewed for the 1986 season, virtually assuring the Broncos of their 17th consecutive sellout season in Mile High Stadium. **OCTOBER 12** — The Broncos post a 31-14 win over San Diego to equal the best start in team history with 6-0 record. **DECEMBER 13** — Denver, which had clinched AFC Western Division title by virtue of a Seattle win over Los Angeles the previous Monday night, clinches homefield advantage for first playoff game by defeating Washington, 31-30. **DECEMBER 20** — The Broncos conclude regular-season play with their second consecutive 11-5 record. Thirty-five individual and team records are set by the Broncos in 1986. DE Rulon Jones was named the AFC Defensive Player of the Year by UPI, and LB Karl Mecklenburg was named the AFC Player of the Year by the Football News.

1987

JANUARY 4 — The Broncos post a 22-17 playoff win against New England before 76,105, the largest crowd ever to watch a Denver home game. **JANUARY 11** — The Broncos post a thrilling, 23-20 overtime win over the Cleveland Browns to win the AFC championship and earn a trip to Super Bowl XXI. **JANUARY 18** — A crowd of over 63,000 attends a Mile High Stadium rally before the team's departure for Pasadena. **JANUARY 25** — The Broncos lose to the New York Giants by a 39-20 score in Super Bowl XXI, a game watched by 101,063 at the Rose Bowl and played before a national television audience of 127,000,000.

In addition, the game was televised live in 53 other nations. **JANUARY 26** — More than 100,000 fans welcome the Broncos home in a parade through downtown Denver. **FEBRUARY 1** — Six Broncos play in the Pro Bowl—Keith Bishop, John Elway, Rulon Jones, Karl Mecklenburg, Dennis Smith and Sammy Winder. **MARCH** — Only 58 season ticket accounts are not renewed for the 1987 season, virtually assuring the Broncos of their 18th consecutive sellout season in Mile High Stadium, the longest sellout streak in the AFC and the second longest in the NFL. **AUGUST 9** — The Broncos lose 28-27 to the Los Angeles Rams in American Bowl '87, a preseason game played in storied Wembley Stadium in London, England. **SEPTEMBER 22** — The NFL Players Association goes on strike, resulting in the cancellation of games for the weekend of Sept. 28. **OCTOBER 4** — Denver loses 40-10 to Houston in the first of three "replacement" games. **NOVEMBER 29** — Denver grabs a 31-17 win over San Diego in the 400th game for both franchises. The contest also marks Dan Reeves' 100th game as the Broncos' head coach. **DECEMBER 27** — The Broncos win their third AFC West title in four years after shutting out San Diego 24-0 in a blizzard. Denver finishes the season with a 10-4-1 record, becoming the only team in the NFL to post eight 10-win seasons since 1977. Quarterback John Elway is named NFL Most Valuable Player by the Associated Press.

1988

JANUARY 10 — The Broncos advance to the AFC Championship Game with a 34-10 victory over Houston before 75,968 in Mile High Stadium. **JANUARY 17** — Denver becomes the first AFC team to win consecutive conference championships since Pittsburgh of 1978-79 by defeating Cleveland 38-33. The game garnered a 91 television share in the Denver area, believed to be an all-time national viewing high. **JANUARY 31** — The Broncos lose to Washington 42-10 in Super Bowl XXII in San Diego at Jack Murphy Stadium. **FEBRUARY 6** — Three players represent Denver in the Pro Bowl—Keith Bishop, John Elway and Karl Mecklenburg. **MARCH** — The Broncos are virtually assured of their 19th consecutive sellout campaign as just 91 season ticket accounts are not renewed for the 1988 campaign. **JUNE 3** — The Broncos acquire future Hall of Fame RB Tony Dorsett from the Dallas Cowboys in exchange for a future draft choice. The 1988 campaign marked Dorsett's 12th in pro football. **SEPTEMBER 26** — RB Tony Dorsett eclipses Jim Brown to become the second-leading rusher in pro football history, trailing only Walter Payton. **DECEMBER 17** — The Broncos close out the season with a 21-10 win over New England and a disappointing 8-8 record, marking the end of Denver's two-year reign as AFC champions. QB John Elway concludes the season with 3,309 yards passing and 234 yards rushing to become the first player in football history to have four consecutive years with more than 3,000 passing yards combined with more than 200 rushing yards. Dorsett finishes the year second to Payton among football's all-time rushing leaders with 12,739 yards.

1989

JANUARY 29 — Punter Mike Horan is the Broncos' lone representative in the AFC-NFC Pro Bowl Game. **APRIL** — The Broncos conclude season ticket renewals and waiting list additions for 1989, virtually assuring the team of its 20th consecutive sellout campaign at Mile High Stadium. **NOVEMBER 26** — The Broncos clinch their third AFC West title in four seasons after a 41-14 victory at home against Seattle. **DECEMBER 16** — Denver wraps up homefield advantage for the AFC Playoffs with 37-0 win at Phoenix.

1990

JANUARY 7 — The Broncos advance to the AFC Championship Game with a come-from-behind 24-23 win over Pittsburgh. **JANUARY 14** — The Broncos become the only AFC team to win three conference titles in the 1980s with a 37-21 victory over Cleveland in the AFC Championship Game. **JANUARY 28** — Denver loses 55-10 to San Francisco in Super Bowl XXIV in the New Orleans Superdome. **FEBRUARY 4** — Three players represent the Broncos in the Pro Bowl—Kicker David Treadwell, nose tackle Greg Kragen and safety Dennis Smith. Linebacker Karl Mecklenburg was selected to start in the game but could not participate because of a knee injury suffered in the Super Bowl. **FEBRUARY 26** — The National Football League announces that the Broncos will face Seattle in an Aug. 4 preseason game in Tokyo, Japan. **MARCH 5** — The Paul D. Bowlen Memorial Broncos Centre opens in southeast Denver, housing all of the team's office and training facilities. **AUGUST 5** — The Broncos defeat the Seattle Seahawks by a score of 10-7 in American Bowl '90 played before a sellout audience in the Tokyo Dome in Tokyo, Japan. The game marks Denver's second appearance in an international game with the club having played the Los Angeles Rams in London in a 1987 American Bowl contest. **NOVEMBER 22** — The Broncos drop a 40-27 game to the Detroit Lions in the Lions' annual Thanksgiving Day contest, marking Denver's fifth appearance in a Thanksgiving Day game—Four in Detroit and one in Denver (a 46-45 loss to the New York Titans in 1962). **DECEMBER 30** — Running back Bobby Humphrey finishes the season with 1,202 rushing yards, becoming one of just 10 backs to rush for over 1,000 yards in each of their first two NFL seasons. Mike Horan leads the NFL in gross punting average (44.4) and net punting average (38.9). The Broncos also boast the NFL's kickoff return leader in Kevin Clark, who posts a 25.3-yard average.

1991

FEBRUARY 3 — Safeties Steve Atwater and Dennis Smith, along with running back Bobby Humphrey, appear in the AFC-NFC Pro Bowl game in Honolulu, Hawaii. It is the first appearance each for Atwater and Humphrey. **JULY 27** — The Broncos lose 14-3 to Detroit in the Hall of Fame Game played in Canton, Ohio. Former Broncos assistant coach Stan Jones is inducted into the Hall of Fame. **SEPTEMBER 1** — Denver records its biggest opening day win ever with a 45-14 pounding of Cincinnati. **DECEMBER 8** — A 17-7 win at Cleveland clinches a playoff berth for the Broncos. **DECEMBER 22** — Denver closes out the regular season at 12-4 and wins the AFC West title for the fifth time in eight years.

1992

JANUARY 4 — The Broncos overcome a 21-6 deficit to defeat Houston 26-24 in an AFC Divisional Playoff Game. The winning field goal was set up by a drive that began at the Denver 2-yard line. The Broncos converted two fourth-down plays to keep the possession alive. **JANUARY 12** — Despite a sterling effort by Denver's defense, the Broncos fall 10-7 to Buffalo in the AFC Championship Game. The Bills' high-powered offense managed just 213 yards and 12 first downs in the game. **FEBRUARY 2** — Running back Gaston Green, linebacker Karl Mecklenburg, and safeties Steve Atwater and Dennis Smith represent the Broncos in the Pro Bowl. **MARCH** — The Broncos conclude season ticket renewals and waiting list additions for 1992, virtually assuring the franchise of its 23rd consecutive sellout season. Denver is also named a participant in American Bowl '92, to be played in Berlin. **AUGUST 15** — The Broncos lose to the Miami Dolphins, 31-27, in American Bowl '92 in Berlin's Olympic Stadium. **DECEMBER 28** — Denver Broncos President Pat Bowlen announces that the franchise will not renew the contract of Dan Reeves, thus creating a coaching vacancy in Denver for the first time since 1981. Reeves ends his Denver career with a record of 116-78-1.

1993

JANUARY 25 — Wade Phillips is hired as the 10th head coach in Broncos history, signing a three-year contract as head coach after four seasons as the Broncos' defensive coordinator. **MAY** — The Broncos conclude their season ticket sales, guaranteeing the 24th consecutive sellout campaign at Mile High Stadium. **DECEMBER** — Quarterback John Elway is named AFC Most Valuable Player (UPI, Kansas City 101 Club, Football News) after his best pro season in which he led the AFC in passer rating (92.8), attempts (551), completions (348), completion percentage (63.2), touchdowns (25) and yards (4,030).

1994

JANUARY 9 — The Broncos return to the playoffs as a Wild Card team, dropping a 42-24 first round game to the Los Angeles Raiders at the Los Angeles Memorial Coliseum. The Wild Card Playoff Game marks Denver's ninth nationally televised game of the 1993 season, bringing the Broncos' eight-year total (1986-93) to 84 national television dates. **FEBRUARY 6** —

HISTORICAL HIGHLIGHTS, CONT.

The Broncos are represented in the AFC-NFC Pro Bowl game by quarterback John Elway, tight end Shannon Sharpe, linebacker Karl Mecklenburg, and safeties Steve Atwater and Dennis Smith. **MARCH** — The Broncos and Raiders are named to oppose each other in an American Bowl '94 Game in Barcelona. The Broncos thus join San Francisco as the only two teams to have been asked to represent the NFL in London, Tokyo, Berlin, and Barcelona.

1995

JANUARY 31 — Mike Shanahan is hired as the 11th head coach in Broncos history. Shanahan, a Denver assistant coach from 1984-87 and 1989-91, signed a seven-year contract as head coach after spending the previous three years in San Francisco, where he served as offensive coordinator. **FEBRUARY 5** — The Broncos are represented in the annual AFC-NFC Pro Bowl by safety Steve Atwater, quarterback John Elway and offensive tackle Gary Zimmerman. Tight end Shannon Sharpe was also selected but did not play. **MARCH** — The Broncos are selected to face San Francisco in an American Bowl '95 Game in Tokyo, joining the 49ers and Dallas as the only NFL teams to participate in five American Bowl Games. **MAY** — The Broncos conclude season ticket renewals and waiting list additions for 1995, leading to an anticipated 26th consecutive season of sell-outs at Mile High Stadium. **AUGUST 5** — The Broncos defeat San Francisco 24-10 in the American Bowl in Tokyo, Japan. **NOVEMBER 5** — John Elway passes for 256 yards in a 38-6 Broncos home win over Arizona to surpass the 40,000-yard passing plateau, becoming the seventh player in pro football history to accomplish that feat. **NOVEMBER 19** — KOA play-by-play announcer Larry Zimmer calls his 500th Broncos game as a member of the KOA broadcast team as Denver defeats San Diego 30-27. **DECEMBER 10** — Broncos running back/kick returner Glyn Milburn tallies an NFL-record 404 all-purpose yards (131 rushing, 45 receiving, 133 KOR, 95 PR) in a 31-27 loss to Seattle at Mile High Stadium. **DECEMBER 24** — The Broncos close the season with a 31-28 win at Oakland and post franchise single-season records in seven different offensive categories: points scored (388), total yards (6,040), average gain per play (5.70), average gain per rush (4.53), touchdown passes (27, tie), passing yards (4,045) and first downs passing (205).

1996

FEBRUARY 4 — Denver is represented in the annual AFC-NFC Pro Bowl in Honolulu by safety Steve Atwater, kicker Jason Elam, running back/kick returner Glyn Milburn, wide receiver Anthony Miller and tight end Shannon Sharpe. Tackle Gary Zimmerman was selected but does not play because of injury. **OCTOBER 20** — Terrell Davis sets a franchise record with 194 rushing yards in a 45-34 win over the Baltimore Ravens. **DECEMBER 1** — The Broncos win the AFC West and clinch home-field advantage for the playoffs with a 34-7 win over Seattle. The win is also Denver's ninth consecutive, marking the second-longest streak in franchise history. **DECEMBER 15** — John Elway becomes the winningest quarterback in NFL history with a 24-19 defeat of Oakland, the 126th of his career. The win also secures a perfect 8-0 home record for the season for just the second time in franchise history. **DECEMBER 22** — Elway becomes just the third player in NFL history to pass for more than 45,000 yards in a career. Terrell Davis wins the AFC rushing crown with a then franchise-record 1,538 yards while also posting franchise bests in carries (345), rushing touchdowns (13) and total touchdowns (15). The team ties for the NFL's best record (13-3; ties for best in franchise history) and ranks first in the league in total offense and rushing offense as well as fourth in total defense, including a No. 1 mark against the run. Franchise records are set for points scored (391), highest average gain per rush (4.5; tie with 1995 team), fewest rushing yards allowed (1,331) and fewest rushing first downs allowed (67). **DECEMBER 26** — Terrell Davis is named NFL Offensive Player of the Year by the Associated Press and joins three other Broncos as first-team All-Pro performers— Shannon Sharpe, Alfred Williams and Gary Zimmerman.

1997

JANUARY 4 — Denver hosts its first playoff game since Jan. 4, 1992, as the Jacksonville Jaguars come to Mile High Stadium for an AFC Divisional Playoff contest. **FEBRUARY 2** — Denver is represented in the annual AFC-NFC Pro Bowl in Honolulu by safety Tyrone Braxton, running back Terrell Davis, defensive tackle Michael Dean Perry, linebacker Bill Romanowski, tight end Shannon Sharpe and defensive end Alfred Williams. Safety Steve Atwater, quarterback John Elway and tackle Gary Zimmerman also are selected but do not play in the game because of injury. **FEBRUARY 4** — The Broncos unveil new uniforms featuring the traditional Broncos orange with a navy blue, and a new helmet logo that features a powerful, dynamic Bronco. **MARCH** — The Broncos are selected to face Miami in an American Bowl '97 contest in Mexico City, Mexico. The appearance marks the Broncos' sixth in an American Bowl, tying the club with San Francisco for most in the NFL since American Bowl games began being played in 1985. **AUGUST 4** — Denver and Miami meet in Mexico City, Mexico, in an American Bowl '97 contest won by the Dolphins, 38-19, at Estadio Guillermo Canedo. **SEPTEMBER 21** — Running back Terrell Davis sets a franchise single-game record by rushing for 215 yards in a 38-20 win over Cincinnati at Mile High Stadium. **OCTOBER 6** — Denver defeats New England 34-13 in a Monday night battle of the league's two remaining unbeaten, representing the furthest into a season that two undefeated teams have met on *Monday Night Football*. **OCTOBER 26** — The Broncos defeat the Bills 23-20 in overtime at Buffalo's Rich Stadium, a mere 15 hours after arriving in Buffalo due to a severe snowstorm that dumped more than a foot of snow on the Denver area with drifts piled several feet higher in some areas. The Broncos' chartered flight leaves Denver 10 hours late at 8 p.m. (MT) Saturday, Oct. 25, after an ordeal that involves numerous players' vehicles being stranded in snow-drifts trying to reach the team buses at Broncos headquarters. Several players make their way to headquarters by way of snow-mobiles after being picked up by citizens. **NOVEMBER 2** — John Elway sets two milestones and earns AFC Offensive Player of the Week honors on this day as the Broncos defeat Seattle 30-27 at Mile High Stadium. With 252 passing yards, Elway moves past Fran Tarkenton into second place all-time in NFL passing yardage, and his 276 total yards make him just the third player in NFL history to top the 50,000-yard plateau. **NOVEMBER 9** — Cornerback Darrien Gordon ties an NFL record by returning two punts for touchdowns in the same quarter, a feat previously accomplished just twice in NFL history. **DECEMBER 21** — Denver closes its regular season with a 38-3 victory over San Diego to secure its second consecutive undefeated regular season at home, becoming only the third NFL team to do so since the schedule expanded to 16 games in 1978. The Broncos set new franchise records by posting nine double-digit victories in one season and scoring more than 30 points in nine different games. **DECEMBER 27** — The Broncos defeat Jacksonville 42-17 in an AFC Wild Card Game at Mile High Stadium to record their first playoff victory since Jan. 4, 1992. In the game, Denver sets club postseason records for rushing yards (310), total yards (511), rushing attempts (49), points in a quarter (21; 4th quarter), total points (42), first downs (28), rushing first downs (18) and third-down efficiency (75%). Terrell Davis rushes for a club postseason record 184 yards and is complemented by Derek Loville's 103 yards rushing, making Denver just the third team in NFL postseason history to post two 100-yard rushers in the same game. Instrumental in the performance is the offensive line, which, as a unit, is named NFL Offensive Player of the Week. It marks just the second time in NFL history—and first in the postseason—that an Offensive Line is named Player of the Week.

1998

JANUARY 4 — Denver wins a road playoff game for only the second time in franchise history by defeating the Chiefs 14-10 in an AFC Divisional Playoff Game at Kansas City's Arrowhead Stadium. **JANUARY 11** — The Broncos win their fifth AFC Championship by topping the Steelers 24-21 at Pittsburgh's Three Rivers Stadium. The win makes Denver just the fifth Wild Card team to advance to the Super Bowl since the Wild Card format was adopted in 1970. **JANUARY 25** — The Broncos claim their first World Championship with a 31-24 victory over defending champion Green Bay in Super Bowl XXXII at Qualcomm Stadium in San Diego. The Broncos become the first team from the American Football Conference in 14 years to win the Super Bowl and only the second Wild Card team ever to do so. Running back Terrell Davis sets a Super Bowl record with three rush-

ing touchdowns to claim the Pete Rozelle Award as the game's Most Valuable Player. Davis finishes with 157 yards rushing and ties the Super Bowl record for total touchdowns (3) and points scored (18). **JANUARY 27** — An estimated 650,000 fans gather in downtown Denver for a victory parade and rally to honor the World Champion Denver Broncos. The parade follows a route along 17th street, from Wynkoop to Broadway, and then along Broadway for several blocks before working its way to the steps of the Denver City and County Building, where a rally is held. Broncos owner Pat Bowlen, head coach Mike Shanahan, quarterback John Elway, running back Terrell Davis, Colorado Governor Roy Romer and Denver Mayor Wellington Webb address the sea of Broncos fans who pack the grounds in front of the stage, and Elway and Davis are honored with street signs bearing their names. **FEBRUARY 1** — The Broncos are represented in the annual AFC-NFC Pro Bowl in Honolulu by running back Terrell Davis, center Tom Nalen, tight end Shannon Sharpe and defensive end Neil Smith. Quarterback John Elway also is selected but opts not to play in the game due to injury. **APRIL 22** — Colorado Governor Roy Romer signs into law SB 171, a bill authorizing voters to decide upon a ballot issue that would appropriate tax money to partially fund a new football stadium in Denver. **JUNE 5** — Broncos players and coaches receive their Super Bowl rings in a private ceremony at team headquarters. **JUNE 16** — The Denver Broncos travel to Washington, D.C., for a special ceremony in which they are honored by President Bill Clinton at the White House for their victory in Super Bowl XXXII. Terrell Davis delivers to the President a Broncos jersey number "1" with "Clinton" on the back. **SEPTEMBER 21** — The Denver Broncos and San Diego Chargers are selected to play the first NFL game in Australia, an American Bowl '99 contest on Sunday, Aug. 8, at Stadium Australia at Homebush Bay in Sydney. **OCTOBER 25** — Broncos kicker Jason Elam ties a 28-year old NFL record by making a 63-yard field-goal attempt vs. Jacksonville at Mile High Stadium. The record-tying kick comes in the final seconds of the first half in a game won by the Broncos, 37-24. **NOVEMBER 3** — Denver-area voters approve a ballot issue to appropriate tax money to partially fund a new football stadium in Denver. The Broncos would begin play in the new stadium at the beginning of the 2001 season. **NOVEMBER 22** — Broncos quarterback John Elway becomes just the second player in NFL history to compile 50,000 yards passing during a career, joining Miami's Dan Marino. Elway reaches the plateau on a 5-yard completion to wide receiver Willie Green in the first quarter of a 40-14 win over Oakland at Mile High Stadium. **NOVEMBER 29** — The Broncos clinch the AFC West division title for the ninth time in franchise history with a 31-16 win at San Diego. **DECEMBER 6** — The Broncos tie an NFL record by winning their 18th game in a row (regular and postseason combined) with a 35-31 comeback defeat of Kansas City at Mile High Stadium. The win also gave the Broncos a 13-0 record to begin the season. **DECEMBER 27** — The Broncos close the regular season with a 14-2 record, best in franchise history, by virtue of a 28-21 win over Seattle. It marks the third consecutive season in which the club went undefeated at home as it joins just three other teams in NFL history to accomplish the feat and becomes the first to do so since the 16-game schedule was instituted in 1978. In the game, Terrell Davis rushes for 178 yards to finish with 2,008 for the season and 6,413 for his career, overtaking Floyd Little (6,323) as the club's all-time leading rusher. He becomes just the fourth player in NFL history to rush for more than 2,000 yards in a season, joining Eric Dickerson (2,105 in 1984), Barry Sanders (2,053 in 1997) and O.J. Simpson (2,003 in 1973), and also sets Broncos single-season records for rushing attempts (392), rushing touchdowns (21), touchdowns (23), points scored (138), total yards from scrimmage (2,225) and 100-yard games (11). Davis is named NFL Most Valuable Player by the Associated Press and is a unanimous All-NFL selection along with tight end Shannon Sharpe. The Broncos set franchise single-season records for rushing touchdowns (26), passing touchdowns (32), total touchdowns (62), points scored (501), first downs (347), rushing yards (2,468), total yards (6,092), highest average gain per play (5.9), PATs made (58) and attempted (59) and punting average (46.2).

1999

JANUARY 9 — Denver defeats Miami 38-3 in an AFC Divisional Playoff Game at Mile High Stadium to win its fifth consecutive postseason contest. It is Denver's largest winning margin in the postseason, and the team sets postseason defensive records for rushing yards (14), rushing average (1.1) and points (3) allowed. Terrell Davis' 199 rushing yards represent the fourth-highest single-game total in NFL postseason history. **JANUARY 17** — Denver defeats the New York Jets 23-10 in the AFC Championship Game at Mile High Stadium to reserve its sixth Super Bowl trip, an AFC record. **JANUARY 31** — Denver defeats Atlanta 34-19 in Super Bowl XXXIII at Pro Player Stadium in Miami, Fla., to claim its second consecutive World Championship. Denver becomes just the sixth franchise in league history to win back-to-back Super Bowls, joining Green Bay (Super Bowls I and II), Miami (VII and VIII), Pittsburgh (IX and X; XIII and XIV), San Francisco (XXIII and XXIV) and Dallas (XXVII and XXVIII). John Elway is named Most Valuable Player of Super Bowl XXXIII, passing for 336 yards and a touchdown, and rushing for another score. Terrell Davis (102 yds.) sets an NFL record by rushing for 100 yards in his seventh consecutive postseason contest, and fullback Howard Griffith rushes for two touchdowns. Rod Smith's 80-yard touchdown reception from Elway stands as the second-longest play from scrimmage in Super Bowl history and defensive tackle Mike Lodish sets an NFL record by playing in his sixth Super Bowl (4 with Buffalo, 2 with Denver). Cornerback Darrien Gordon's 108 yards on two interception returns establish a Super Bowl record and also make him the Super Bowl career leader for interception-return yards. **FEBRUARY 1** — The Broncos return to Denver from Miami and are greeted by an estimated 375,000 fans lining a parade route that takes the team through downtown, along Broadway, to a rally at Civic Center Park. From the steps of the Denver City and County Building, Broncos players and coaches thank the fans for their support and share the victory with them. Broncos owner Pat Bowlen, head coach Mike Shanahan, quarterback John Elway, running back Terrell Davis, Colorado Governor Bill Romanowski and Denver Mayor Wellington Webb address the crowd. **FEBRUARY 7** — The Broncos are represented in the annual AFC-NFC Pro Bowl in Honolulu by a franchise-record 10 players—safety Steve Atwater, running back Terrell Davis, kicker Jason Elam, quarterback John Elway, tackle Tony Jones, wide receiver Ed McCaffrey, center Tom Nalen, linebacker Bill Romanowski, guard Mark Schlereth and tight end Shannon Sharpe. Davis and Sharpe are unable to play in the game due to injury. **APRIL 10** — Chinese Premier Zhu Rongji visits the Paul D. Bowlen Memorial Broncos Centre as part of a nine-day U.S. tour to promote trade with China. The Premier requested the visit as one of the highlights of his trip, and said, "It is a pleasure to visit the home of the Broncos. They are the champions of American football." **MAY 2** — John Elway announces his retirement in a press conference at the Inverness Hotel and Golf Club in Englewood. **JUNE 6** — Broncos players, coaches and staff receive their Super Bowl rings in a private ceremony followed by a party at the Broadmoor in Colorado Springs, Colo. **AUGUST 7** — Denver defeats San Diego 20-17 in American Bowl '99 at Stadium Australia, in Sydney, Australia, site of the 2000 Summer Olympics. It is the first NFL game played on the Australian continent. **SEPTEMBER 13** — John Elway is inducted into the Denver Broncos Ring of Fame in a ceremony held at halftime of Denver's season-opening Monday night game vs. Miami. He is the 16th inductee into the prestigious group — the first since 1993 (Louis Wright) — and the first for whom the traditional five-year waiting period is waived. Elway's familiar No. 7 is also retired on this night, assuring that the number he wore for 16 brilliant seasons will never be worn again by a Bronco. **SEPTEMBER 26** — Broncos tight end Shannon Sharpe becomes the leading receiver in franchise history, catching five passes for 39 yards against Tampa Bay at Raymond James Stadium to surpass the previous standards held by Lionel Taylor (543-6,872). Sharpe finishes the day at 547 receptions and 6,897 yards. **OCTOBER 3** — Kicker Jason Elam becomes the Broncos' all-time leading scorer, surpassing Jim Turner (742 points) in Denver's game vs. the New York Jets at Mile High Stadium. Elam's seven points (2 field goals, 1 PAT) raise his career total to 748 points. **OCTOBER 17** — Denver has two players post 100 or more receiving yards in the same game for the first time in franchise history as Byron Chamberlain (123 yards) and Ed McCaffrey (116) both top the century mark in Denver's 31-10 defeat of Green at Mile High Stadium. **DECEMBER 19** — Denver linebacker Glenn Cadrez returns a fumble 37 yards for a touchdown in overtime to lift the Broncos over the Seattle Seahawks, 36-30. It is just the second overtime game in NFL history to be decided by a fumble return for a touchdown. In the contest, Jason Elam became the franchise's all-time leader in successful PATs and attempted field goals, passing Jim Turner in both categories.

HISTORICAL HIGHLIGHTS, CONT.

2000

JANUARY 2 — Running back Olandis Gary sets franchise rookie rushing record by finishing the 1999 season with 1,159 yards on 276 carries. Also, wide receiver Rod Smith tops the 1,000-yard receiving mark for the third consecutive season—a franchise record—and rookie return man Chris Watson sets a franchise single-season record for kickoff returns (48) in Denver's season-finale vs. San Diego at Mile High Stadium. **FEBRUARY 6** — The Broncos are represented at the annual AFC-NFC Pro Bowl in Honolulu by center Tom Nalen, defensive tackle Trevor Pryce and fullback/special teams player Detron Smith. **MAY** — The Broncos conclude season ticket renewals and waiting list additions for 2000, leading to an anticipated 31st consecutive season of sellouts at Mile High Stadium. **SEPTEMBER 10** — The Broncos begin their final season of play at Mile High Stadium with a 42-14 win over Atlanta before a crowd of 75,466 in the home opener. **SEPTEMBER 17** — Broncos rookie running back Mike Anderson becomes just the ninth player in NFL history to rush for more than 100 yards in each of his first two NFL games, picking up 187 in a win at Oakland. He had 131 the previous week vs. Atlanta. **NOVEMBER 13** — Denver defeats Oakland 27-24 in the final *Monday Night Football* game at Mile High Stadium on a 41-yard field goal by Jason Elam as time expired. Overall, the Broncos were 16-6 in the 22 Monday night games played at Mile High from 1973-2000. **NOVEMBER 19** — The Broncos improve to 7-4 with the second-largest fourth-quarter comeback in franchise history, overcoming a 34-17 deficit to beat the San Diego Chargers 38-37. Quarterback Gus Frerotte, replacing the injured Brian Griese, broke Frank Tripucka's 38-year-old franchise passing record (447) with 462 passing yards and tied the team record with five touchdown passes. **DECEMBER 3** — Mike Anderson rushes for 251 yards in a 38-23 win at New Orleans to set an all-time NFL rookie rushing record for a single game. He also broke the franchise single-game rushing mark by posting the fourth best rushing day by any player in NFL history, and set a Broncos record with four touchdowns in the game. Jason Elam also set an NFL record, converting his 304th consecutive point-after attempt, breaking Norm Johnson's previous record of 303. **DECEMBER 23** — The Broncos play their final game ever at Mile High Stadium, defeating San Francisco 38-9 before the second-largest crowd in the stadium's history, 76,098. It was the largest crowd ever for a Broncos regular season game, and those in attendance were treated to an outstanding performance from the home team on this historic day. The Broncos set franchise single-season records for passing yards (4,243) and total yards (6,554) with the latter figure ranking fifth in NFL history. Ed McCaffrey and Rod Smith each hit the 100-catch mark for the season—becoming just the second pair of teammates to do so in the same season in NFL history—with McCaffrey (101) breaking Lionel Taylor's 39-year old franchise record (100) while Smith ties it. Smith shatters the club record with 1,602 receiving yards for the season. Running back Mike Anderson sets franchise rookie rushing records with 1,487 yards and 15 touchdowns for the season.

2001

FEBRUARY 4 — The Broncos are represented at the annual AFC-NFC Pro Bowl in Honolulu by quarterback Brian Griese, center Tom Nalen, defensive tackle Trevor Pryce and wide receiver Rod Smith. Griese and Nalen are unable to play because of injuries. **MAY** — The Broncos conclude season ticket renewals and waiting list additions for 2001, leading to an anticipated 32nd consecutive season of home sellouts, in their first season at INVESCO Field at Mile High. **AUGUST 25** — The Broncos play their first preseason game at INVESCO Field at Mile High vs. the New Orleans Saints, winning 31-24. **SEPTEMBER 10** — The Broncos officially christen INVESCO Field at Mile High with a season-opening 31-20 win over the New York Giants on *Monday Night Football*. The game is marred only by the broken left leg suffered by wide receiver Ed McCaffrey and further put out of the spotlight the next morning by the terrorist attacks on the United States. **SEPTEMBER 23** — Wide receiver Rod Smith sets a team record with 14 receptions in a 38-17 win at Arizona. **OCTOBER 7** — Cornerback Deltha O'Neal ties an NFL record by becoming the 18th player in league history (19th time) to intercept four passes in one game in Denver's 20-6 defeat of Kansas City at INVESCO Field at Mile High. He joins former Broncos Austin "Goose" Gonsoulin (1960) and Willie Brown (1964) on that list. **NOVEMBER 5** — Kicker Jason Elam becomes one of just 30 players in NFL history to score 1,000 career points, converting four field goals in a 38-28 loss at Oakland on *Monday Night Football*. His second field goal also accounts for the 20,000th point scored in the history of *Monday Night Football*. **NOVEMBER 22** — The Broncos defeat the Dallas Cowboys 26-24 at Texas Stadium on Thanksgiving Day, marking the club's first Thanksgiving Day appearance since 1990.

2002

JANUARY 28 — Ted Sundquist is promoted to general manager after six years as director of college scouting. **FEBRUARY 4** — The Broncos are represented in the annual AFC-NFC Pro Bowl in Honolulu by tight end Dwayne Carswell, kicker Jason Elam, linebacker/special teams player Ian Gold, cornerback Deltha O'Neal, defensive tackle Trevor Pryce, wide receiver Rod Smith and linebacker Al Wilson. Pryce and Smith are unable to play because of injuries. **MAY** — The Broncos conclude season ticket renewals and waiting list additions for 2002, leading to an anticipated 33rd consecutive season of home sellouts. **OCTOBER 20** — Tight end Shannon Sharpe sets an NFL record for a tight end and a franchise receiving record with 214 receiving yards on 13 receptions, including two touchdowns, in Denver's 37-34 come-from-behind overtime win at Kansas City. **DECEMBER 15** — Rookie running back Clinton Portis ties a Broncos record by becoming just the second player in franchise history to score four touchdowns in a game. He scores three times by rush and once receiving in Denver's 31-24 win over Kansas City at INVESCO Field at Mile High. **DECEMBER 29** — Running back Clinton Portis closes his rookie season with a 228-yard rushing effort in a win vs. Arizona at INVESCO Field at Mile High to finish the season with a franchise rookie-record 1,508 rushing yards, the fifth-best rushing season by a rookie in NFL history. His 228 rushing yards tie for the best effort in the NFL in 2002 and tie for the fourth-most by a rookie in a single game in NFL history. Additionally, Portis' two touchdowns on the day give him 17 for the season (15 rushing, 2 receiving), tied for third-most by a rookie in NFL history. For the season, he also posts the second-best yards-per-carry average (5.52) for a rookie in league history.

2003

JANUARY 7 — Running back Clinton Portis is named NFL Offensive Rookie of the Year by the Associated Press. He is the third Bronco to be named either offensive or defensive Rookie of the Year, joining running back Mike Anderson (2000) and linebacker Mike Croel (1991). **JANUARY 20** — Larry Coyer is promoted from linebackers coach to defensive coordinator. **FEBRUARY 2** — The Broncos are represented in the annual AFC-NFC Pro Bowl in Honolulu by defensive end Trevor Pryce and linebacker Al Wilson. **MARCH 17** — The Broncos announce that the club will hold training camp in 2003 at its permanent facility in Dove Valley in suburban Denver after 21 years at the University of Northern Colorado in Greeley. **APRIL 18** — Construction begins at the Broncos' Dove Valley training complex on a third outdoor practice field, to feature a FieldTurf™ artificial surface. **MAY** — The Broncos conclude season ticket renewals and waiting list additions for 2003, leading to an anticipated 34th consecutive season of home sellouts. **JUNE 10** — Crews begin to install FieldTurf™ surface on new third practice field, initiating a two-week installation process. **JULY 24** — The Broncos open training camp at the Paul D. Bowlen Memorial Broncos Centre, the first training camp to be held at the team's permanent training facility in suburban Denver. **NOVEMBER 16** — Wide receiver

er Rod Smith returns a punt 65 yards for a touchdown vs. San Diego. Coupled with Deltha O'Neal's 57-yard punt return for a score in the Broncos previous game vs. New England (Nov. 3), the Broncos become the first team in NFL history to have a different player return a punt for a touchdown in back-to-back games. **DECEMBER 14** — Jason Elam scores his 1,300th career point, reaching that milestone in fewer games than any player in NFL history (170). **DECEMBER 21** — The Broncos defeat Indianapolis 31-17 at the RCA Dome in an ESPN-televised Sunday night game to clinch the organization's first playoff berth since the 2000 season. In the game, Rod Smith passes Terrell Davis (8,887 yards) for the most career total yards from scrimmage by a Bronco, and Shannon Sharpe passes Henry Elard (814) for ninth place on the all-time NFL receptions list.

2004

JANUARY 31 — John Elway is elected to the Pro Football Hall of Fame in his first year of eligibility, becoming the first Bronco in the Hall to have played his entire career with the team. Elway joins Bob Brown, Carl Eller and Barry Sanders in the Hall of Fame's Class of 2004 with enshrinement scheduled for Aug. 8. **FEBRUARY 8** — The Broncos are represented in the annual AFC-NFC Pro Bowl in Honolulu by center Tom Nalen, running back Clinton Portis and linebacker Al Wilson. **MID-FEBRUARY** — Construction begins on a \$4 million renovation and expansion project to upgrade the team's headquarters, the Paul D. Bowlen Memorial Broncos Centre, in suburban Denver. Included in the project is a new strength and conditioning center that houses the team's weight room, an indoor conditioning area and a new home for the field-maintenance department. The new weight room is approximately 9,000 square feet in size, nearly three times the size of the previous weight room. Also included in the renovation project is an expanded training room and a cafeteria that seats approximately 120. **MAY** — The Broncos conclude season ticket renewals and waiting list additions for 2004, leading to an anticipated 35th consecutive season of home sellouts. **JULY** — The \$4 million renovation and expansion of the team's permanent training facility is completed in time for the opening of training camp. **SEPTEMBER 24** — Mike Shanahan becomes one of an elite group of coaches to post 100 total wins in their first 10 seasons with one club with Denver's 23-13 triumph over San Diego. **OCTOBER 10** — Reuben Droughns' 193 rushing yards against Carolina mark the most by a Broncos player in his first start at running back and the ninth-highest regular-season game total in franchise history (10th most in any game). **NOVEMBER 7** — After a three-catch, 29-yard, one-touchdown performance against Houston, wide receiver Rod Smith passes Shannon Sharpe to become the franchise leader in receptions and touchdown receptions passing Sharpe's totals of 675 and 55, respectively. **DECEMBER 5** — Kicker Jason Elam, in his 184th outing, against San Diego becomes the fastest NFL player to eclipse the 1,400-point plateau, reaching the milestone faster than Nick Lowery's mark of 203 contests. **DECEMBER 25** — On Christmas night, the Broncos defeat the Tennessee Titans 37-16 in Nashville, earning Shanahan his 100th regular-season win as Broncos head coach.

2005

JANUARY 2 — Quarterback Jake Plummer brings his final season passing yards total to a franchise-record 4,089 yards in the regular-season finale against Indianapolis. In the same game, he ties John Elway's franchise record with 27 touchdown passes in a single season. Linebacker D.J. Williams becomes the first rookie in franchise history to lead the team in tackles with 114. The Broncos' offense yields a franchise-low 15.0 sacks, marking the third-fewest in the NFL for the year. The team earns its second consecutive trip to the postseason. **FEBRUARY 13** — Newcomers John Lynch and Champ Bailey both play in the Pro Bowl. **MARCH** — The renovation of the locker room at the team's headquarters, the Paul D. Bowlen Memorial Broncos Centre, is complete. **MAY** — The Broncos conclude season ticket renewals and waiting list additions for 2005, leading to an anticipated 36th consecutive season of home sellouts. **SEPTEMBER 26** — Wide receiver Rod Smith becomes the first undrafted player in NFL history to reach 10,000 career receiving yards with a 19-yard catch from Jake Plummer in the third quarter of a home *Monday Night Football* game against the Chiefs. **OCTOBER 16** — The Broncos tie an NFL record by not committing a turnover for the fourth consecutive game during their victory against New England. **NOVEMBER 24** — Jake Plummer's streak of consecutive passes without an interception ends at 229 attempts with a second-quarter interception at Dallas in the Broncos' 24-21 overtime win against the Cowboys on Thanksgiving Day. Plummer's 229 attempts without an interception lasted eight complete games and 34 quarters and was the fourth-longest in the NFL since 1996. **DECEMBER 11** — Mike Shanahan becomes the Broncos' all-time leader in career victories, collecting his 118th career win with Denver's 12-10 win against Baltimore at INVESCO Field at Mile High. Champ Bailey records an interception for the fifth consecutive game, setting a franchise record. **DECEMBER 17** — With a win at Buffalo, the Broncos clinch a playoff berth for the third consecutive season, tying for the longest streak of consecutive postseason appearances in franchise history. **DECEMBER 24** — The Broncos defeat the Oakland Raiders 22-3 on Dec. 24 at INVESCO Field at Mile High to post a perfect home record (8-0) for the fifth time in team history. The win also clinched the club's 10th division title and first since the 1998 season as well as the No. 2 seed in the AFC Playoffs. **DECEMBER 31** — Denver concludes the regular season with a 23-7 win at San Diego, putting the team's record at 13-3 to tie for the second-most wins in a season in franchise history. The Broncos finish the year with their second consecutive No. 5 NFL ranking in overall offense (360.4 ypg.) and post the second-highest rushing total (2,539 yds.) in club annals. Denver's run defense ranks second in the NFL (85.2 ypg.) and records the third-best single-season mark in team history. The Broncos finish the year ranked second in the NFL with a +20 turnover ratio and set a franchise record with a league-low 16 giveaways. Wide receiver Rod Smith totals his eighth 1,000-yard receiving season (1,105 yds.). The Broncos become only the third team in NFL history to have two 900-yard rushers (Mike Anderson, Tatum Bell), a 1,000-yard receiver (Rod Smith) and a 3,000-yard passer (Jake Plummer) in the same season.

2006

JANUARY 14 — The Broncos defeat the Patriots 27-13 in an AFC Divisional Playoff Game to mark the club's first postseason victory at INVESCO Field at Mile High and propel the team to the AFC Championship Game. The win, which was Denver's first in the postseason since defeating Atlanta to capture Super Bowl XXXIII on Jan. 31, 1999, ended the Patriots' NFL-record 10-game postseason winning streak and halted the title hopes of the two-time defending Super Bowl champions. Kicker Jason Elam becomes Denver's all-time postseason leader in points and field goals against the Patriots. In addition, the win gave Head Coach Mike Shanahan more postseason victories (8) than any coach in Broncos history. **JANUARY 22** — The Broncos host the Steelers in the AFC Championship Game at INVESCO Field at Mile High but lose 34-17, marking the club's first home loss in a conference championship game (4-1). **FEBRUARY 12** — Cornerback Champ Bailey, safety John Lynch, wide receiver Rod Smith and linebacker Al Wilson play in the Pro Bowl. Quarterback Jake Plummer was selected to play in the all-star game as an alternate but was unable to participate due to an injury. **FEBRUARY 22** — The Broncos extended the contract of General Manager Ted Sundquist through the 2008 season with an option for the 2009 campaign. **APRIL 29** — On the first day of the 2006 NFL Draft, the Broncos acquire the 11th overall pick from St. Louis (in exchange for the 15th overall pick and a 2006 third-round choice) and select highly touted Vanderbilt quarterback Jay Cutler. **MAY** — The Broncos conclude season ticket renewals and waiting list additions for 2006, leading to an anticipated 37th consecutive season of home sellouts. **SEPTEMBER 10** — In the Broncos' season opener at St. Louis, wide receiver Rod Smith becomes the 15th player in NFL history to record 800 career receptions. **OCTOBER 9** — Head Coach Mike Shanahan coaches his 200th career regular season game against Baltimore on *Monday Night Football* as the Broncos defeat the Ravens 13-3. Shanahan's 125 wins through his first 200 games tie for the third most by a coach in the Super Bowl era (since 1966). **OCTOBER 22** — By allowing only one touchdown in its 17-7 win at Cleveland, Denver becomes the first team since the 1934 Detroit

HISTORICAL HIGHLIGHTS, CONT.

Lions to allow two or fewer touchdowns through its first six games of a season. **NOVEMBER 5** — The Broncos play their 700th all-time regular season game at Pittsburgh and defeat the Steelers 31-20. **NOVEMBER 23** — The Broncos visit the Chiefs on Thanksgiving Night in the first-ever game broadcast live by NFL Network but suffer a 19-10 loss to Kansas City. **NOVEMBER 27** — Rookie Jay Cutler is named the Broncos' starting quarterback by Head Coach Mike Shanahan at a Monday press conference, replacing Jake Plummer. **DECEMBER 3** — Jay Cutler makes the first start of his career in a *Sunday Night Football* game against Seattle at INVESCO Field at Mile High. He completes 10-of-21 passes for 143 yards with two touchdowns and two interceptions as Denver loses to the Seahawks, 23-20. **DECEMBER 24** — With two touchdown passes against Cincinnati, Jay Cutler becomes the first rookie in NFL history to throw multiple touchdown passes in each of his first four games. **DECEMBER 31** — Denver concludes the regular season with a 26-23 overtime loss at home to San Francisco, ending the club's three-year streak of advancing to the playoffs. The Broncos finish the year with a 9-7 record, marking their fifth consecutive year with a winning record to tie for the longest such streak in franchise history. Cornerback Champ Bailey ties for the NFL lead with 10 interceptions, the second-highest total in franchise history, and leads the league with 11 takeaways as he finishes second in voting for NFL Defensive Player of the Year (Associated Press). Quarterback Jay Cutler posts the second-highest touchdown percentage (6.6) among NFL rookies since 1970 (min. 125 attempts). Running back Tatum Bell records the first 1,000-yard rushing season of his career with 1,025 rushing yards while running back Mike Bell posts the fourth-highest rushing total (677) by any undrafted rookie in the NFL since 1967. Kicker Jason Elam sets a franchise single-season record for field-goal accuracy (93.1%) by connecting on 27-of-29 attempts. Denver sets a franchise record for a 16-game season by committing only 67 penalties for a club all-time low of 478 yards.

2007

JANUARY 1 — Cornerback Darrent Williams, a 2005 second-round draft choice by the Broncos, dies at age 24. The entire football team travels by charter flight to Fort Worth, Texas, to attend his funeral on January 6. **FEBRUARY 10** — Cornerback Champ Bailey and safety John Lynch play in the Pro Bowl while linebacker Al Wilson, selected to the all-star game, does not play because of a thumb injury. **FEBRUARY 24** — Running back Damien Nash, a second-year player who completed his first season with the Broncos in 2006, dies at age 24. A large contingent of his teammates attends his funeral in St. Louis on March 5. **APRIL 10** — Broncos President and CEO Pat Bowlen is inducted into the Colorado Sports Hall of Fame. **APRIL 12** — Broncos safety John Lynch is named winner of the National Football League Players Association's Byron "Whizzer" White Award. **MAY** — The Broncos conclude season ticket renewals and waiting list additions for 2007, leading to an anticipated 38th consecutive season of home sellouts. **SEPTEMBER 23** — Terrell Davis is inducted into the Denver Broncos Ring of Fame in a ceremony held at halftime of Denver's game against Jacksonville. He is the 21st inductee into the prestigious group. **NOVEMBER 19** — In front of a national television audience on *Monday Night Football*, the Broncos score four touchdowns of at least 40 yards (2 pass, 1 rush, 1 punt return) in the same game for the first time in club history en route to defeating Tennessee 34-20. **DECEMBER 31** — The Broncos conclude their 2007 season with a 7-9 record following their 22-19 overtime victory at home against Minnesota. Denver's 7-9 record ended its club-record tying seven-year streak of posting at least a .500 winning percentage. Kicker Jason Elam's 30-yard field goal in overtime proves to be the game winner, making him the NFL's first kicker since the 1970 NFL merger to convert four game-winning walk-off field goals in the same year. Wide receiver Brandon Marshall totals his third 10-catch game (114 yds., 1 TD) in the last four weeks and finishes the year with the third-most receptions (102) by a second-year player in NFL history while posting the second and third-best respective single-season outputs for catches and receiving yards (1,325) by a Bronco in club annals. Selvin Young becomes the first undrafted player ever to lead Denver in rushing, posting the third-most rushing yards (729) by an undrafted rookie in NFL history.

2008

JANUARY 11 — Joe Ellis is promoted to Chief Operating Officer for the Broncos. Ellis spent the previous 10 seasons as the Broncos' Executive Vice President of Business Operations. **FEBRUARY 2** — Tackle Gary Zimmerman is elected to the Pro Football Hall of Fame and joins John Elway as the second player who spent a primary portion of his career with the Broncos to be honored by the Hall. Zimmerman is joined in his class by Fred Dean, Darrell Green, Art Monk, Emmitt Thomas and Andre Tippett with enshrinement ceremonies scheduled for Aug. 2. **FEBRUARY 10** — Cornerback Champ Bailey and safety John Lynch both start in the Pro Bowl with both players making their fourth consecutive all-star appearances. Bailey's eight career Pro Bowl selections tie for the second most by a cornerback in NFL history while Lynch's nine career all-star selections rank second among safeties in league annals. **FEBRUARY 15** — Wide receiver Rod Smith, the Broncos' all-time leading receiver who spent the entire 2007 campaign on the physically unable to perform list due to a hip injury, is placed on the reserve/retired list. **FEBRUARY 19** — Bob Howsam, the founding owner of the Broncos who brought professional football to Denver, passes away. He helped form the American Football League in 1959 and also spearheaded the construction of Bears Stadium, which was later expanded to become Mile High Stadium. **MAY 6** — Jim Goodman is promoted to Vice President of Football Operations/Player Personnel for the Broncos. **MAY** — The Broncos conclude season ticket renewals and waiting list additions for 2008, leading to an anticipated 39th consecutive season of home sellouts. **SEPTEMBER 14** — In a 39-38 win over San Diego, the Broncos become just the third team in NFL history to give up the opportunity for a tie and win a game with a two-point conversion. Wide receiver Brandon Marshall's 18 receptions are a franchise record and tie for the second-highest single-game total in NFL history. **NOVEMBER 6** — With their 34-30 comeback win at Cleveland on *Thursday Night Football*, the Broncos become just the second original AFL team to reach 400 overall victories. **DECEMBER 28** — Denver concludes the 2008 season with an 8-8 record following a 52-21 loss at San Diego in a game that decided the AFC West champion. Quarterback Jay Cutler's 4,526 passing yards for the year were a club single-season record and made him just the third player in league history with three years' experience or less to reach the 4,500-yard passing mark. With 104 catches, wide receiver Brandon Marshall becomes just the second Bronco in club history with consecutive 100-reception outputs. Wide receiver Eddie Royal posts the second-most receptions (91) by a rookie in NFL history. The Broncos set a club record and tie for the NFL lead in fewest sacks allowed (12). **DECEMBER 30** — Mike Shanahan is relieved from his position as Executive Vice President of Football Operations/Head Coach of the Broncos. Shanahan guided Denver to consecutive Super Bowl victories in 1997-98 along with seven postseason berths and finished his 14-year head coaching career as the franchise's all-time winningest coach with a 146-91 (.616) overall record.

2009

JANUARY 12 — Josh McDaniels is introduced as the 12th head coach in Broncos history after spending eight seasons on the coaching staff of the New England Patriots, helping the club win three Super Bowl titles. **FEBRUARY 8** — Quarterback Jay Cutler, wide receiver Brandon Marshall and center Casey Wiegmann play in the Pro Bowl. **FEBRUARY 12** — Brian Xanders is promoted to general manager after spending the 2008 season as Denver's assistant general manager. **APRIL 2** — The Broncos

acquire quarterback Kyle Orton along with a first-round pick in 2009 and '10 as well as a third-round pick in '09 from the Bears in exchange for quarterback Jay Cutler and a fifth-round pick in '09. **MAY** — The Broncos conclude season ticket renewals and waiting list additions for 2009, leading to an anticipated 40th consecutive season of home sellouts. **MAY 12** — Tight end Shannon Sharpe is elected as the 22nd member of the Broncos Ring of Fame. **SEPTEMBER 13** — Denver kicks off its 50th season of professional football as one of eight original American league teams. With Denver trailing Cincinnati 7-6 with 28 seconds to play in their season opener, Kyle Orton's pass intended for Brandon Marshall is tipped by a Bengals defender into the hands of Broncos wide receiver Brandon Stokley, who races 62 yards down the left sideline for the game-winning score. In all, the 87-yard touchdown marked the longest game-winning touchdown from scrimmage in the final minute of the fourth quarter of a game in NFL history. Josh McDaniels earns his first victory as an NFL head coach. **SEPTEMBER 20** — Sharpe is inducted into the club's Ring of Fame in a halftime ceremony during Denver's regular-season home opener against Cleveland. Outside linebacker/defensive end Elvis Dumervil ties a club record with four sacks against the Browns. **OCTOBER 11** — The Broncos don their "throwback" uniforms from the 1960-61 seasons in a 20-17 overtime win over New England: The team wore mustard gold jerseys with brown pants, vertically-striped brown and gold socks and brown helmets with numbers on the sides. **OCTOBER 19** — Wide receiver Eddie Royal returns a kickoff (93 yds.) and punt (71 yds.) for a touchdown in Denver's 34-23 win at San Diego to help the Broncos improve to 6-0 on the season. It marked just the 11th time in NFL history (6th since the merger) that a player accomplished that feat in a game. The 6-0 start tied McDaniels for the third best start by a rookie head coach since 1930 as he joined Red Miller (1977) as only the second head coach in Denver history to win his first six games with the club. **DECEMBER 13** — Wide receiver Brandon Marshall sets an NFL record with 21 receptions (200 yds.) in a 28-16 loss at Indianapolis. **DECEMBER 27** — Dumervil records two sacks in Denver's 30-27 loss at Philadelphia to set a Broncos single-season sack record (17).

2010

JANUARY 3 — Denver concludes its 50th season with an 8-8 record following a 44-24 loss to the Kansas City Chiefs. **JANUARY 31** — Cornerback Champ Bailey, tackle Ryan Clady, safety Brian Dawkins, outside linebacker/defensive end Elvis Dumervil and wide receiver Brandon Marshall play in the Pro Bowl. **FEBRUARY 6** — Running back Floyd Little is elected to the Pro Football Hall of Fame, joining John Elway (1983-98) and Gary Zimmerman (1993-97) as one of three Pro Football Hall of Famers who spent a primary portion of their career with the Broncos. Little joins Russ Grimm, Rickey Jackson, Dick LeBeau, John Randle, Jerry Rice and Emmitt Smith in the Hall of Fame Class of 2010 with enshrinement scheduled for Aug. 7. **SEPTEMBER 20** — Wide receiver Kenny McKinley dies at age 23; the team wears McKinley's No. 11 jersey emblem in remembrance for the rest of the season. **OCTOBER 31** — The Broncos play their first regular-season game on foreign soil when they drop a 24-16 decision to the San Francisco 49ers in London as part of the NFL's International Series. **DECEMBER 6** — Josh McDaniels is relieved of his duties as head coach of the Broncos. Eric Studesville, who tutored the running backs in his first season with the Broncos, takes over as the interim head coach for the season's final four games. **DECEMBER 19** — Rookie quarterback Tim Tebow makes his first career start in a 39-23 loss against Oakland, finishing with the highest passer rating (100.5 / 8-of-16, 138 yds., TD) by a Broncos rookie making his first NFL start and adding 78 yards rushing to mark the third-highest rushing total by a Broncos quarterback in team history. **DECEMBER 27** — Wide receiver Brandon Lloyd is named to his first career Pro Bowl. The ninth-year pro finished the season as the first player in team history to lead the NFL in receiving yards (1,448), while also setting career highs in receptions (77), receiving average (18.8) and receiving touchdowns (11).

2011

JANUARY 2 — Denver concludes the regular season with a 4-12 record after a 33-28 loss to San Diego at INVESCO Field at Mile High. **JANUARY 5** — Hall of Fame quarterback John Elway is named Executive Vice President of Football Operations and Joe Ellis is appointed as President of the Broncos. **JANUARY 13** — John Fox is named the 14th head coach in team history after spending the previous nine years at the helm of the Carolina Panthers, where he led the team to two NFC South titles and an appearance in Super Bowl XXXVIII. **JANUARY 27** — Cornerback Champ Bailey was selected to his 10th career Pro Bowl, passing Hall of Famer Mike Haynes for the most Pro Bowls in NFL history at the cornerback position. **JANUARY 31** — Longtime college scout Cornell Green is named AFC Scout of the Year by the Fritz Pollard Alliance. **FEBRUARY 5** — Tight end Shannon Sharpe is elected to the Pro Football Hall of Fame, joining Richard Dent, Marshall Faulk, Chris Hanburger, Les Richter, Ed Sabol and Deion Sanders in the Hall of Fame Class of 2011 with enshrinement scheduled for Aug. 6. **FEBRUARY 25** — Head Athletic Trainer Steve "Greek" Antonopoulos is honored as the 2011 Fain-Cain Memorial Award recipient at the NFL Physicians Society Scientific Meeting in Indianapolis. **AUGUST 16** — The Metropolitan Football Stadium District agreed on a deal with Sports Authority to rename the Broncos' stadium Sports Authority Field at Mile High. **OCTOBER 9** — Quarterback Kyle Orton is replaced by quarterback Tim Tebow at halftime of the Broncos' 29-24 loss to the San Diego Chargers. Tebow went on to lead the Broncos to a 7-4 record down the stretch—including six consecutive wins at one point—as a starter. **DECEMBER 27** — Cornerback Champ Bailey, defensive end Elvis Dumervil and linebacker Von Miller are named to the 2012 Pro Bowl. Bailey becomes one of just six players in NFL history to be selected to 11 Pro Bowls. Miller becomes just the second Broncos rookie (K David Treadwell, 1989) to be selected to the league's annual All-Star Game as a rookie.

2012

JANUARY 1 — Denver loses to the Kansas City Chiefs by a score of 7-3 but still manages to capture its first AFC West title and postseason berth in six seasons. The Broncos set a team record with 2,632 rushing yards on the season. **JANUARY 8** — Quarterback Tim Tebow finds wide receiver Demaryius Thomas for an 80-yard touchdown on the first play of overtime to give Denver a 29-23 win over the Pittsburgh Steelers in their AFC Wild Card matchup. Head Coach John Fox becomes just the third head coach since the 1970 merger to take over a team with four or fewer victories the season before and lead it to a division title and a playoff win in his first season. **JANUARY 11** — Former Broncos Owner Edgar Kaiser passes away at the age of 69. **JANUARY 14** — The Broncos fall to the New England Patriots 45-10 to end their 2011 season with an overall record of 9-9. **JANUARY 17** — Offensive tackle Ryan Clady and Willis McGahee are added to the AFC Pro Bowl roster and Matt Russell is promoted to director of player personnel after serving the previous three seasons as the club's director of college scouting. **JANUARY 28** — The Broncos name Jack Del Rio as the team's seventh defensive coordinator in seven seasons. **FEBRUARY 3** — Denver hires former agent Mike Sullivan as the team's director of football administration. **FEBRUARY 4** — Linebacker Von Miller is named NFL Defensive Rookie of the Year by the Associated Press to become the first Broncos player to win the award since linebacker Mike Croel in 1991. **MARCH 20** — The Broncos sign quarterback Peyton Manning, the only four-time MVP in NFL history. **MARCH 21** — Denver trades quarterback Tim Tebow to the New York Jets. **MAY** — The Broncos conclude season ticket renewals and waiting list additions for 2012, leading to an anticipated 43rd consecutive season of home sellouts. **MAY 7** — The Broncos and General Manager Brian Xanders part ways... Xanders had worked for the club since 2008 when he was hired as an assistant general manager... **MAY 17** — Former wide receiver Rod Smith is selected as the 23rd member of the Denver Broncos Ring of Fame.

ALL-TIME LOGOS



1960-61



1962-67



1968-96



1997-Pres.

ALL-TIME HELMETS



1960-61



1962-66



1967



1968-1996



1997-Pres.

ALL-TIME UNIFORMS



1960-61



1962-64



1965-66



1967





1968-96



Uniforms worn from 1968-96 had minor sock and jersey design variations in several seasons from the one displayed, which reflects the exact uniform worn in the late 1980s.

The Broncos switched back to orange jerseys (right) in 2012. The home navy jersey (left), which has been used since 1997, will still be worn as an alternate uniform by the team.





BE A CHAMPION IN THE COMMUNITY

In April of 2012, after existing under the brand “Champions in the Community” for nearly a decade, the Denver Broncos launched a new community branding campaign: BE A CHAMPION IN THE COMMUNITY, intentionally updating the brand to become a call to action for the community to join the team in civic stewardship. Under that new brand, 12 community partners of the organization were given one word as a part of the campaign to evoke emotion and inspire action from the community.

2012 Be A Champion in the Community Partners:

Inner City Health Center	PROVIDE
Bonfils Blood Center	GIVE
American Heart Association	LIVE
Colorado Youth Football	PLAY
FoodWorks Colorado	NOURISH
Denver Public Schools	SUCCEED
Susan G. Komen for the Cure Metropolitan Denver Affiliate	CURE
Rocky Mountain Hospital for Children	CARE
Habitat for Humanity Metro Denver	BUILD
Mile High United Way	VOLUNTEER
Denver Rescue Mission	SERVE
Boys & Girls Clubs of Metro Denver	INSPIRE

The Denver Broncos will work alongside each of these partners and with the Colorado community to continue to build a lasting legacy of impact. Highlighted here are some of the programs or events that take place throughout the year capturing the Be A Champion in the Community spirit.

YOUTH PROGRAMS

YOUTH FOOTBALL

The Denver Broncos are committed to promoting and supporting youth football throughout Colorado. In the spring of 2009, Denver Public Schools kicked off an academic-based tackle football program — Futures Football — for all 32 DPS middle schools. Ten teams were formed corresponding to the 10 DPS high schools with each team being coached by that high school’s football staff. The Broncos hosted the awards banquet at the end of the 2012 season at Sports Authority Field at Mile High. Funding for the highly successful program was provided by the Denver Broncos, NFL Charities and the NFL Youth Football Fund.




In April, the Broncos alongside USA Football and the Rocky Mountain Youth Sports Medicine Institute held a Concussion and Hydration Symposium at Sports Authority Field at Mile High. During the summer of 2012, the Broncos partnered with the NFL on High School Player Development and NFL 7-on-7, USA Football Coaching Academy, and USA Football Player Academy. In addition, the Broncos hosted the ninth annual Broncos Bowl in August 2012. Held at Sports Authority Field at Mile High, Broncos Bowl is a preseason celebration of youth football that kicks off the youth seasons with an invitation to teams from across the state to scrimmage one another in a Broncos gameday atmosphere. The Broncos also have established a yearly grant in partnership with the NFL Youth Football Fund that is awarded to a grassroots field development or refurbishment available to Colorado communities striving to improve the conditions and opportunities for youth football and its players.

DENVER BRONCOS BOYS AND GIRLS CLUB

The Denver Broncos Boys and Girls Club was established in August 2003 with a \$1.2 million investment over a minimum of five years—a commitment that was extended five more years in 2008. Currently, the Club's membership has swelled to capacity with more than 1,500 members and an average nightly attendance of more than 200 children. On May 29, 2008, the Darrent Williams Memorial Teen Center was opened (shown above) to serve as a much-needed expansion of the existing Club. Transcending the mere monetary contribution, the Broncos have committed to integrating community programs and player visits to the Club's operations, truly building upon a legacy of investment. An additional facet of that commitment is to continually develop and sustain programming that reaches members of all fourteen Boys and Girls Clubs of metro Denver.



HUNGER AND HOMELESSNESS



DENVER BRONCOS YOUTH CENTER AT THE CROSSING



In June 2006, the Denver Broncos granted the Denver Rescue Mission \$150,000 over three years for its new transitional housing facility, The Crossing. The Crossing is home to the Family Rescue Ministry program that assists moving homeless, working and refugee families into permanent housing as well as the New Life Program for men looking to improve their lives. The Broncos' grant is designated to fund a 'family room' as part of the Denver's Road

Home project as well as the Denver Broncos Youth Center that serves as an educational and recreational place for children of all ages residing at the facility. The Broncos continue to work with the Denver Rescue Mission on Broncos Tackle Hunger, an annual holiday party and other programs to benefit the children of the Denver Broncos Youth Center.

HEALTH PROGRAMS



INNER CITY HEALTH CENTER

The Denver Broncos are proud to have supported the capital campaign for Inner City Health Center's new facility at 3800 York Street in Denver. Inner City Health Center, which opened the doors to its new facility in January 2009, is a private, nonprofit, volunteer-based clinic that provides medical and dental care to the poor and uninsured. The new facility will provide much more space for both its medical and dental services.

DRIVE FOR LIFE

Since 1998, the Denver Broncos community blood drive, Drive for Life, has been held on a Tuesday during the football season at Sports Authority Field at Mile High. Working in conjunction with Bonfils Blood Center, Drive for Life has become the largest single-day blood drive in the history of Colorado and one of the largest in the nation. In 2011, the Drive had over 1,500 blood donors of which 350 were first time donors. The National Bone Marrow Registry program was also



successful in registering 100 potential marrow donors to the Be The Match Registry. Finally, the Broncos Country Donor Club was a new element of Drive for Life established in 2001 to reward first-time Drive for Life donors who continued to contribute throughout the year with special incentives after each donation. More than 45 blood donors completed the program. They were recognized on field in a celebration on December 18, 2011.

WALTER PAYTON NFL MAN OF THE YEAR



Each season, the Denver Broncos are proud to honor a nominee for the annual Walter Payton NFL Man of the Year award, given to the player who best provides leadership for his teammates on the gridiron and his fellow citizens in the community. Linebacker and Team Captain Wesley Woodyard was the Broncos' Walter Payton NFL Man of the Year nominee for the second consecutive year in 2011. Woodyard regularly supports Boys & Girls Clubs of Metro Denver and Tennyson Center for children in the Denver area.



ED BLOCK COURAGE AWARD



The Ed Block Courage Award is named in honor of Ed Block, the long-time head athletic trainer of the Baltimore Colts who was a pioneer in his profession and a respected humanitarian.

Broncos defensive end Elvis Dumervil was voted by his teammates as the Broncos' 2011 winner after making his second career Pro Bowl following a 2010 season in which he was on injured reserve with a torn pectoral.

PREVIOUS BRONCOS WINNERS (SINCE 1984)

Player	Year	Player	Year
Elvis Dumervil	2011	Steve Atwater	1997
Ryan Clady	2010	Ed McCaffrey	1996
Brian Dawkins	2009	Dave Wyman	1995
Marquand Manuel	2008	Rondel Jones	1994
John Engelberger	2007	Simon Fletcher	1993
Louis Green	2006	Dennis Smith	1992
Dwayne Carswell	2005	John Elway	1991
Dan Neil	2004	Keith Kartz	1990
Tom Nalen	2003	Rick Dennison	1989
Keith Burns	2002	Gerald Willhite	1988
Terrell Davis	2001	Dennis Smith	1987
John Mobley	2000	Rubin Carter	1986
Rod Smith	1999	Rulon Jones	1985
Tony Jones	1998	Keith Bishop	1984

DARRENT WILLIAMS GOOD GUY AWARD



The Darrent Williams Good Guy Award was created in the memory of former Broncos cornerback Darrent Williams, who passed away on Jan. 1, 2007, after completing his second season with the team. The award, voted upon by local media, is given annually to the Bronco who best exemplifies Williams' enthusiasm, cooperation and honesty while dealing with members of the press.

Cornerback Champ Bailey was named the recipient of the Darrent Williams Good Guy Award in recognition of his work with the media during the 2011 season.

ALL-TIME BRONCOS WINNERS (SINCE 2007)

Player	Year
Champ Bailey	2011
Mario Haggan	2010
Elvis Dumervil	2009
Ebenezer Ekuban	2008
John Lynch	2007

BRONCOS TEAM AWARD WINNERS

MVP — EARL HARTMAN AWARD

OFFENSE	DEFENSE	SPECIAL TEAMS
1995 Terrell Davis	Steve Atwater	Glyn Milburn
1994 John Elway	Steve Atwater	Ray Jacobs
1993 John Elway	Simon Fletcher	Reggie Rivers
1992 John Elway	Simon Fletcher	Keith Traylor
1991 John Elway	Dennis Smith	Alton Montgomery
1990 Bobby Humphrey	Steve Atwater	Kevin Clark
1989 Bobby Humphrey	Dennis Smith	David Treadwell
1988 John Elway/ Sammy Winder	Simon Fletcher	Ken Bell
1987 John Elway	Karl Mecklenburg	Ken Bell
1986 John Elway	Mike Harden	Darren Comeaux
1985 John Elway	Rulon Jones	Daniel Hunter
1984 Steve Watson	Louis Wright	Ken Woodard
1983 Steve Watson	Randy Gradishar	Ken Woodard
1982 Billy Bryan	Louis Wright	Rob Lytle/ Rick Upchurch
1981 Steve Watson	Bob Swenson	Jim Ryan
1980 Billy Bryan	Randy Gradishar	Fred Steinfert
1979 Craig Morton	Bob Swenson	Larry Canada
1978 Riley Odums	Randy Gradishar	Maurice Harvey
1977 Craig Morton	Tom Jackson	Rick Upchurch
1976 Riley Odums	Tom Jackson	Rick Upchurch
1975 Bobby Maples	Lyle Alzado	Jim Turner
1974 Otis Armstrong	Tom Jackson	Ken Criter
1973 Charley Johnson	Paul Smith	

BOB PECK MEMORIAL AWARD (MOST INSPIRATIONAL)

1995 Michael Dean Perry
1994 Shannon Sharpe
1993 Dennis Smith
1992 Dennis Smith
1991 Kenny Walker
1990 Keith Kartz
1989 Marc Munford
1988 Keith Bishop/Billy Bryan
1987 Keith Bishop
1986 Tom Jackson
1985 Tom Jackson
1984 Tom Jackson
1983 Tom Jackson
1982 Tom Jackson
1981 Tom Jackson

BOB MARTIN AWARD (FOR COOPERATION WITH THE MEDIA)

1995 Lionel Washington
1994 Shannon Sharpe
1993 Tyrone Braxton
1992 Reggie Rivers
1991 Greg Kragen
1990 Mark Jackson

THE DENVER BRONCOS CHEERLEADERS

In 2011, the members of the Denver Broncos cheerleading squad divided more than 1,500 hours of civic involvement among 100 Colorado organizations. Many associations, including Craig Hospital, Children's Hospital, The Tennyson Center, Denver Rescue Mission and Race for the Cure, were supported and visited by members of last year's team. For the 2012 season, the squad will continue to promote community involvement as its primary commitment, including the fourth annual Race to Keep Kids on Track featuring the Broncos Cheerleaders racing in high-speed go-karts to raise money for at-risk youth.



Since 2003, members of the Denver Broncos cheerleaders have toured military bases in Egypt, Cuba, Iraq, Afghanistan, Italy, Guam, Hawaii, Kwajaleim, Japan and Australia performing their 90-minute show to boost the troops' morale and thank them for their service to our country.

Entering their 20th season, the Denver Broncos cheerleaders are one of the premier teams in the National Football League. The Broncos brought cheerleaders back in 1993 after a 17-year absence and are proud of the work the team does both on the field and, more importantly, in the community.

The Broncos' cheerleaders are selected through auditions held each spring.

In 2012, more than 200 women tried out for the 26 available positions. Auditions focus primarily on dance ability; However, appearance, personal accomplishments and community involvement also are contributing factors.

Known for their distinctive western uniforms, the cheerleaders wear long leather chaps and jackets in the fall months, skiwear for cold games and a more traditional cheerleading leather skirt and vest in the summer months. The three uniform changes give the group flexibility with the rapidly changing Colorado weather.

In 2012, the cheerleaders will have a calendar, poster and other merchandise available for sale. For more information on the cheerleaders, contact Teresa Shear at (720) 258-3176 or look up their page on the Denver Broncos' official website, www.DenverBroncos.com.

DENVER BRONCOS JUNIOR CHEERLEADERS



The Junior Denver Broncos Cheerleaders (JDBC) program is designed specifically to promote self-esteem, pride, commitment and discipline among young women. In 2011, there were 550 members in the JDBC program, which offers a rare and truly special opportunity for young women to perform during pre-game and halftime shows for 75,000 Denver Broncos fans at Sports Authority Field at Mile High. Junior Cheerleaders participate in monthly clinics taught by the Denver Broncos Cheerleaders and have the opportunity to participate in charity and community appearances. No tryouts are required for the program! The Junior Denver Broncos Cheerleaders is a team tailored to kids aged 6-14 and all ability levels. This is a community program open to young girls with years of experience or girls who are just being exposed to cheerleading and dance.

MASCOTS

THUNDER

The Denver Broncos are notorious for having thunderstorms throughout the fall and winter—that is Thunder storming the field. Thunder is a purebred Arabian gelding that acts as the club's mascot. Following every Denver Broncos touchdown, Thunder displays his impressive canter from one end zone to the other.

Thunder, provided by Thunder Spirit LLC of Denver, will be entering his ninth year during the Broncos' 2012 campaign. Thunder took the reins as the Broncos' mascot during a ceremony at the Sunday night game against the Kansas City Chiefs on Sept. 12, 2004.

The original Thunder served as the Broncos' mascot for 11 years before retiring at the start of the 2004 campaign. His registered name was JB Kobask, but the stallion was given the "stage name" Thunder for his mascot duties. Thunder made his Mile High debut on Sept. 12, 1993, during a Broncos victory over the San Diego Chargers. In addition to his appearances at all Broncos home games, Thunder also appeared at Super Bowl XXXII in San Diego and XXXIII in Miami. The original Thunder made regular appearances at events and community functions following his retirement.

Thunder had been Sharon Magness Blake's personal riding horse for five years before assuming the duties of Broncos mascot in 2004.

Thunder is trained and ridden by Ann Judge-Wegener of Thunder Spirit LLC. She is an accomplished equestrian.



MILES



Popular with all fans and especially children, Miles entertains the Broncos' faithful at every home game and makes more than 200 appearances throughout the Denver community each year since being introduced in 2001.

Miles has performed all across Colorado and the world, including appearances at the Chinese New Year Parade in Hong Kong, the Macy's Thanksgiving Parade in New York City and the Pro Bowl in Hawaii. Miles also visited more than 15,000 students in Colorado and Wyoming with his Fuel Up to Play 60 Program.

If you would like to inquire about scheduling Miles for your next event or birthday party, please contact Brad Post in the Broncos' marketing department at (720) 258-3114 or visit www.denverbroncos.com/Miles.

SPORTS AUTHORITY FIELD AT MILE HIGH

The Denver Broncos began a new era in 2001 when they took to the field in a new stadium, Sports Authority Field at Mile High. Built adjacent to their previous home of 41 years, Mile High Stadium, the new stadium features first-class, state-of-the-art amenities for the teams and fans alike.


With seating capacity set at 76,125, Sports Authority Field at Mile High is one of the largest stadiums in the National Football League. It includes 1.7 million square feet of space (approximately twice that of Mile High Stadium), providing the ultimate in comfort and convenience—including wider concourses, wider seats, more restrooms, elevators and escalators and full-service accommodations for people with disabilities.

Sports Authority Field at Mile High features 132 luxury suites on two levels as well as 8,800 club seats. It is highlighted by an emphasis on state-of-the-art technology while maintaining the traditional aspects of Mile High Stadium that gave the Broncos a decided home-field advantage over the years. Those features include the close proximity of the seats to the field as well as steel treads and risers that fans utilize to create the same deafening roar that characterized Mile High Stadium.

The stadium was designed and built by Turner/Empire/Alvarado Construction and HNTB Architects in association with Fentress Bradburn Architects and Bertram A. Bruton Architects. Numerous Colorado companies and hundreds of professional designers, engineers and construction tradesmen were involved in the construction of the new state-of-the-art facility.

Construction began during the summer of 1999, and official groundbreaking on the stadium was held on Aug. 17, 1999. The Broncos won the first game ever played in the new stadium, 31-24, over New Orleans on Aug. 25, 2001, in the preseason and won the first regular-season game, 31-20, at the facility on *Monday Night Football* against the New York Giants on Sept. 10, 2001.





SPORTS AUTHORITY FIELD AT MILE HIGH FACTS

BRONCOS' RECORD AT S.A.F. AT MILE HIGH
51-29 (.625) Regular Season / 1-1 (.500) Postseason

LOCATION

1701 Bryant Street in Denver, just west of Interstate 25, near downtown

DEVELOPER AND OWNER

Metropolitan Football Stadium District

SEATING

Capacity 76,125
(Lower Level-31,950 / Mid Level-19,100 / Upper Level-25,075)

SUITES/CLUB SEATS

132 Luxury Suites on two levels / 8,800 club seats

AREA

Site: Approximately 83 acres
Footprint: 15.34 acres
Gross square footage: 1,693,000

ARCHITECT

HNTB Corporation, in association with Fentress Bradburn Architects and Bertram A. Bruton & Associates

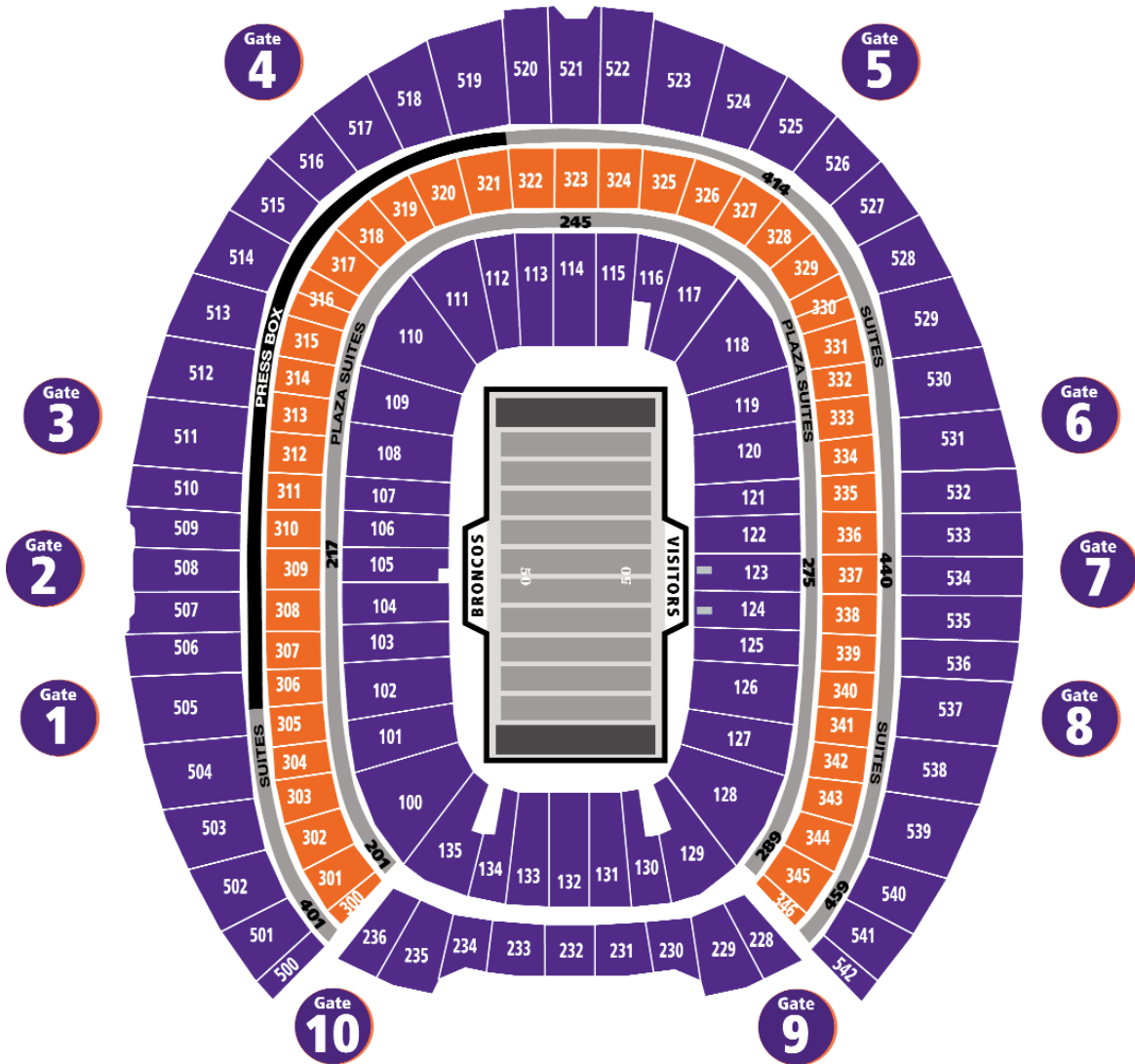
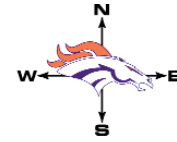
CONTRACTOR

Turner Construction, Empire Construction, Alvarado Construction

BY THE NUMBERS:

- 1,717,000 square feet area
- 4,844,000 field man hours
- 300,000 cubic yards of excavation
- 85,000 cubic yards of concrete *(enough to build the foundations for all the houses in Trinidad, Colo. (pop. 9,900))*
- 12,000,000 pounds of reinforced steel
- 1,500,000 square feet of wire mesh
- 12,000 tons of structural steel
- 130,000 bricks
- 1,600,000 masonry blocks
- 1,000,000 square feet of drywall
- 500,000 square feet of sidewalks
- 2,100,000 square feet of asphalt paving *(equivalent to 16 miles of two-lane highway)*
- 256 miles of post tensioning cable *(enough to stretch from Trinidad, Colo., to Fort Collins, Colo.)*
- 35,000 linear feet of curb
- 130,000 square feet of curtainwall
- 31,000 square feet of suite windows
- 200,000 pounds of aluminum
- 30,000 square feet of glass
- 76,000 square feet of metal panels
- 1,500 plumbing fixtures
- 25,000 light fixtures
- 2,500 tons of cooling

SPORTS AUTHORITY FIELD AT MILE HIGH SEATING DIAGRAM



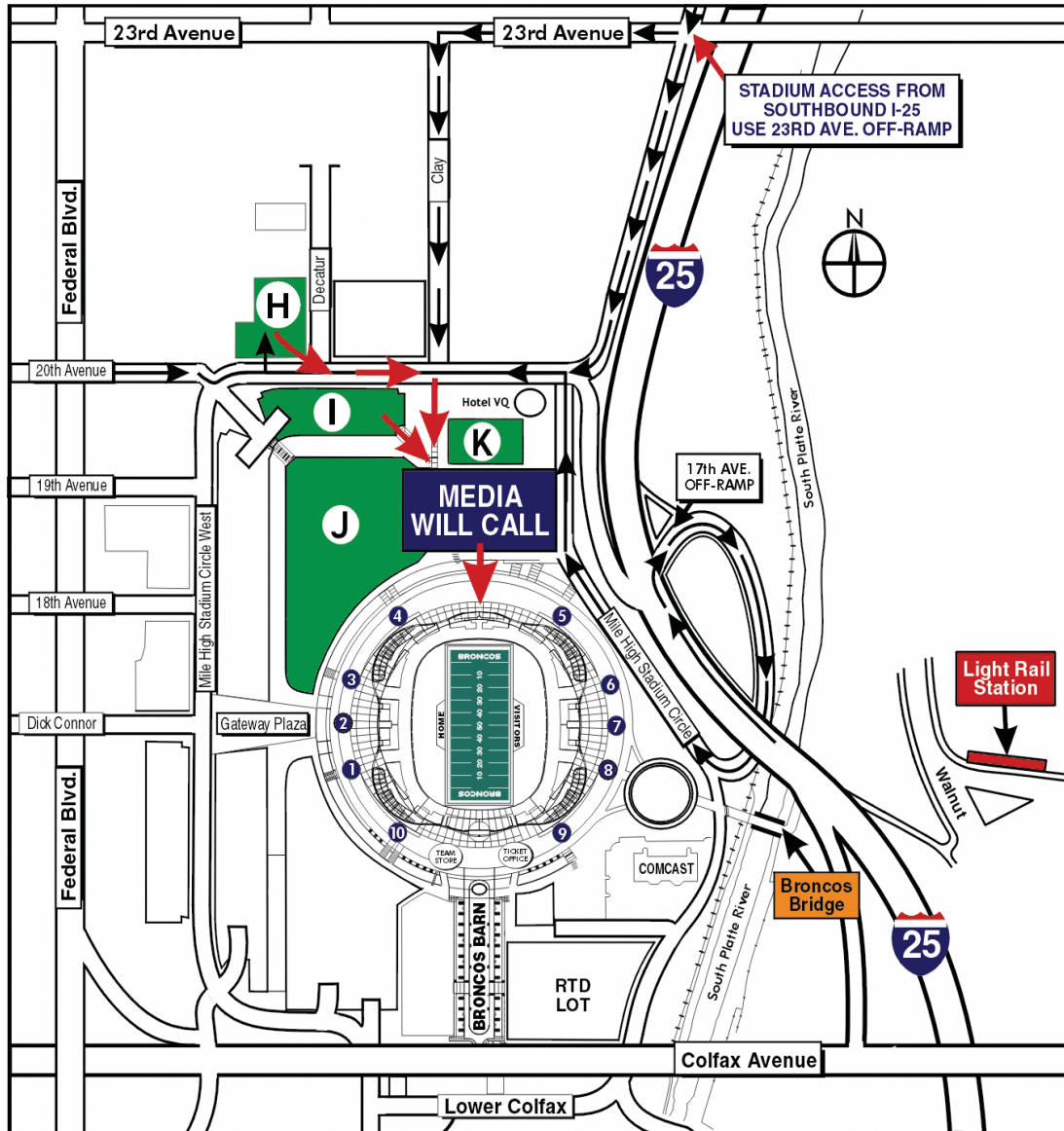
DENVER BRONCOS HIGHLIGHT VIDEO

The Denver Broncos' highlight video for the 2011 season is titled, "Laying the Foundation." It is available through NFL Films and can be obtained by calling (856) 778-1600. The NFL Films address is 330 Fellowship Road, Mt. Laurel, N.J. 08054.

MEDIA PARKING DIAGRAM



MEDIA PARKING 2012



Access to Lots H&I will be from 20th Avenue. Vehicles coming from the north should exit at 23rd Avenue, go straight through the intersection onto a special frontage road and then follow the directions to Lots H&I.

Vehicles coming from the south should exit at 17th Avenue, go under I-25, turn right onto Mile High Stadium Circle, and follow the directions to Lots H&I.

Lots H&I can also be accessed from Federal Boulevard and 20th Avenue.

Access to Lots J&K will be from Mile High Stadium Circle (East).

From the parking lot, media access is through the North Security Entrance between Gates 4 & 5.

BRONCOS STADIUM HISTORY

The Denver Broncos played nearly all of their home games for the first 41 seasons of club history in one building. Known since 1969 as Mile High Stadium, the facility opened in 1948 as Bears Stadium for the Denver Bears of baseball's old Western League with long range plans to utilize it for football as well. When Denver became a charter member of the American Football League in 1959, the south stands (8,100 seats) and portable east stands (9,616 seats) were added to give a capacity of 34,657 for football. The Broncos began play in 1960.

After Denver voters turned down a stadium bond issue to build an all-purpose metropolitan stadium in 1967, a non-profit group began a fundraising drive with the goal of purchasing the stadium for the city. In February 1968, the group bought the stadium from Rocky Mountain Empire Sports for \$1.8 million and presented it to the city of Denver. A 16,000-seat upper deck was immediately constructed over the west stands, raising the capacity to more than 50,000 for the 1968 season. In December 1968, the stadium was renamed Denver Mile High Stadium.

The Broncos posted a home record of 191-109-7 (.634) in 41 seasons of play from 1960-2000. With the exception of two games played at the University of Denver Stadium (1962 and '63 home openers; 1-1 record), every Broncos home game was played in the single facility known either as Bears Stadium or Mile High Stadium with the club posting a 190-108-7 (.638) record in the building. The Broncos went 19-40-2 (.328) from 1960-68 in Bears Stadium before posting a 171-68-5 (.711) record from 1969-2000 after the name was changed to Mile High Stadium.

The stadium was filled for every regular-season game from the beginning of the 1970 season through its final season in 2000. The Broncos sold out 237 consecutive regular-season games, and with postseason contests the total reached 250 over the 31-year period.

Expansion of Mile High Stadium, which began in 1975, was completed for the 1977 season to give the Broncos the seventh-largest home facility in the league. Denver voters passed a \$25 million bond issue in 1974 to expand and improve the stadium from its capacity of 51,706 to 75,100. The stadium held 63,532 for the 1976 season, halfway through the project.

Bringing the stadium to its final capacity of 76,098 in 1986 was the construction of 60 penthouse suites atop the west stands.

One of the unique aspects of Mile High Stadium was its movable east stands. The massive single section, when fully extended, formed a horseshoe configuration for football, and when retracted, was in position for baseball.

The three-tiered structure, measuring 535 feet in length, 135 feet in height and 200 feet in depth, weighed nearly nine million pounds and was moved a distance of 145 feet between the two configurations. The move was facilitated by a process involving a thin layer of water on which the structure moved. Water was pumped onto more than 90,000 square feet of runways and formed a .003-inch sheet upon which the stands rested. Hydraulic rams then pushed the stands forward at the rate of three feet per minute, making the move last somewhere around two hours.



The Broncos played their home games at Mile High Stadium from their inception in 1960 until 2000. The facility, built in 1948, was known as Bears Stadium until 1969.

FAST FACTS

Broncos Home Record, 1960-2000 (Bears Stadium/Mile High Stadium, University of Denver Stadium):

191-109-7 (.634)

Broncos Record at Bears Stadium/Mile High Stadium:

190-108-7 (.638)

19-40-2 (.328) as Bears Stadium, 1960-68

171-68-5 (.711) as Mile High Stadium, 1969-2000

Broncos Record at U. of Denver Stadium

1-1 (.500)

First Broncos Game at Bears Stadium

Oct. 2, 1960 • Denver Broncos 31
Oakland Raiders 14

Last Broncos Game at Mile High Stadium

Dec. 23, 2000 • Denver Broncos 38
San Francisco 49ers 9

Demolition of Mile High Stadium was completed in March 2002.

SPORTS AUTHORITY FIELD AT MILE HIGH SINGLE-GAME RECORDS (2001-2011)

INDIVIDUAL PERFORMANCES

	BY DENVER	
Statistic	No.	Player (Game)
Rushing Yards	228	Clinton Portis (Ari., 12/29/02)
Rushing Touchdowns	5	Clinton Portis (K.C., 12/7/03)
Receptions	18	Brandon Marshall (S.D., 9/14/08)
Receiving Yards	213	Jabar Gaffney (K.C., 1/3/10)
Receiving Touchdowns	3	Shannon Sharpe (S.D., 11/16/03)
Passing Yards	499	Jake Plummer (Atl., 10/31/04)
Passing Touchdowns	4	6x, last: K. Orton (K.C., 11/14/10)
Passer Rating	144.3	Brian Griese (NYG, 9/10/01)
Field Goals Made	5	Jason Elam (Mia., 10/13/02)
Sacks	4	Elvis Dumervil (Cle., 9/20/09)
Interceptions	4	Deltha O'Neal (K.C., 10/7/01)

	BY OPPONENT	
No.	Player (Game)	
259	Jamaal Charles (K.C., 1/3/10)	
3	4x, last: R. Matthews (S.D., 1/2/11)	
14	Marshall Faulk (Stl., 9/8/02)	
186	Dwayne Bowe (K.C., 11/14/11)	
3	2x, last: R. Wayne (Ind., 10/29/06)	
469	Matt Cassel (K.C., 11/14/11)	
4	2x, last: B. Roethlisberger (Pit., 10/21/07)	
149.1	JaMarcus Russell (Oak., 11/23/08)	
5	Nick Novak (S.D., 10/9/11)	
3	A. Kampman (G.B., 10/29/07) OT	
2	3x, last: D. Johnson (K.C., 1/3/10)	

TEAM PERFORMANCES

	BY DENVER	
Statistic	No.	Opponent (Date)
Points	49	2x, last: Kansas City (11/14/10)
Touchdowns	7	2x, last: Kansas City (11/14/10)
Total Net Yards	567	Atlanta (10/31/04)
Rushing Yards	270	Kansas City (12/7/03)
Rushing Touchdowns	5	Kansas City (12/7/03)
Passing Yards (Net)	499	Atlanta (10/31/04)
Passing Touchdowns	5	Kansas City (11/14/10)
Sacks	7	Pittsburgh (10/12/03)
Interceptions	5	New England (10/28/01)
Fewest Points Allow.	0	N.Y. Jets (11/20/05)
Fewest Net Yds. Allow.	96	San Diego (11/16/03)
Fewest Rush Yds. Allow.	16	Kansas City (12/9/07)
Fewest Pass Yds. Allow.	53	Oakland (9/16/07) OT
Takeaways	5	3x, last: N.Y. Jets (11/20/05)
Fewest Giveaways	0	17x, last: Kansas City (11/14/10)
Turnover Ratio	+4	3x, last: Seattle (9/19/10)

	BY OPPONENT	
No.	Team (Date)	
44	Kansas City (1/3/10)	
5	4x, last: Kansas City (1/3/10)	
524	Kansas City (1/3/10)	
317	Kansas City (1/3/10)	
3	5x, last: Kansas City (1/3/10)	
414	New Orleans (9/21/08)	
4	2x, last: Pittsburgh (10/21/07)	
5	Baltimore (9/30/01)	
3	4x, last: Kansas City (1/3/10)	
3	2x, last: San Diego (11/22/09)	
186	Washington (11/18/01)	
14	Miami (11/2/08)	
91	Oakland (10/15/06)	
5	Seattle (12/3/06)	
0	19x, last: St. Louis (11/28/10)	
+4	Seattle (12/3/06)	

BRONCOS STATS CREW

The Denver Broncos' stats crew, regarded as one of the best in the NFL, is responsible for tracking all statistical information during home games. The eight-man crew has a combined 204 years of experience recording football statistics and is a vital part of the Broncos' gameday operation.



Gene DiTolla
36 Years Exp.
Rushing



Dave Einspahr
29 Years Exp.
Official Scorer



Jim Motsinger
27 Years Exp.
Data Entry



David Plati
32 Years Exp.
Miscellaneous



Dan Riley
20 Years Exp.
"Catch All"



Art Rosener
30 Years Exp.
Passing



Jerry Valdes
9 Years Exp.
Spotter/Defense



Sax Willson
21 Years Exp.
Auditor

NFL NETWORK

NFL Network provides fans with a network to call their own. Seven days a week, 24 hours a day, 365 days a year, fans turn to NFL Network to receive information and insight straight from team headquarters, league offices and wherever else the NFL is making news.

NFL Network gives fans unprecedented year-round access to all NFL events, including the preseason, regular season, playoffs, Super Bowl, Pro Bowl and Scouting Combine. The Pro Football Hall of Fame induction weekend, Senior Bowl, league meetings, playing schedule, NFL Draft, minicamps and training camps also are covered.

In addition, NFL Network is the only place on television for fans to view NFL games outside their initial live airings. From original broadcast versions of past Super Bowls, in-week replays of current games, original network telecasts of classic NFL regular season and postseason games, to preseason games and regular season NFL games—NFL Network is truly the year-round destination to see NFL games.

EXCLUSIVE LIVE PRIMETIME GAMES

NFL Network's eight-game regular-season primetime *Thursday Night Football* schedule in 2012 features a live, two-hour pregame show and a live, one-hour postgame show following each contest.

NFL TOTAL ACCESS

NFL Network's signature show is THE football show of record. NFL Total Access is uniquely structured to see the game through the participants' eyes.

Covering all 32 teams with 32 team cams, NFL Total Access features interviews with players, coaches and other key league personnel. Using the most advanced technology, NFL Total Access has the ability to go live to any NFL team headquarters at any time.

NFL GAMEDAY MORNING & NFL GAMEDAY FINAL

The first pregame show on the air each Sunday, NFL GameDay Morning kicks off at 7 a.m. MST with complete coverage of all the news, notes and games from stadiums around the league. After each Sunday's final game, the 90-minute NFL GameDay Final delivers comprehensive coverage of the day's action.

NFL REPLAY

NFL games will be re-aired with the original television announcers and cameras. This offering features the most exciting games each week in a 90-minute format. Enhancements to each broadcast include additional camera angles, sideline sound and post-game interviews.

DENVERBRONCOS.COM

DenverBroncos.com is the official home of the Broncos on the Internet and provides complete coverage of everything related to the Denver Broncos.

From the regular season to the postseason and throughout the offseason, DenverBroncos.com delivers unique and exclusive stories, blogs, videos, audio, photos and more on the Rocky Mountain region's most avidly followed sports franchise.

From the start of training camp to the final gun of the last game, from the start of free agency through the NFL Draft, DenverBroncos.com's staff brings users the latest news through a variety of mediums. From blogs, daily notebooks, feature stories, live press conferences and on camera interviews with coaches and players to historical flashbacks, guest blogs, cheerleaders updates and community outreach coverage, DenverBroncos.com is the premiere source for fans to follow their favorite NFL team.

On gamedays, fans can interact with the DenverBroncos.com live game blog, watch post-game press conferences, highlights and locker room interviews and also browse a collection of post-game stories and locker room audio.

Broncos TV, the video section of the site, enters its ninth season of bringing on-demand Broncos content to the desktops of fans around the world. Broncos TV's offerings include locker room interviews, video of every press conference, highlights of every game, training camp reports and one-on-one interviews with every news-maker at Dove Valley, including Head Coach John Fox and John Elway.

Fans can also interact on the Broncos blogs. From player blogs to Vice President of Corporate Communication Jim Saccomano's blog to cheerleader blogs to the DenverBroncos.com official blog, each offers a unique perspective and allows readers the opportunity to comment.

DenverBroncos.com also includes numerous other features, including Spanish-language content, a community relations section, a calendar to keep up with player appearances around the region, message boards, chat rooms, ticket information, a kids' section and the DenverBroncos.com Media Room, where every press release, press conference transcript, weekly release and more can be accessed.

Even when the calendar flips to the offseason, DenverBroncos.com still provides daily coverage of everything Broncos, chronicling events such as all of the team's organized team activities, annual minicamps, the Senior Bowl, NFL Scouting Combine and League Meetings.

DenverBroncos.com—the digital destination for everything Broncos.



BRONCOS RADIO NETWORK



850 KOA BRONCOS RADIO

It's a Rocky Mountain tradition: 850 KOA and the Denver Broncos. For the 43rd consecutive season, Denver's 50,000-watt station serves as the flagship for the Denver Broncos game broadcast network.

Dave Logan, who leads KOA's broadcast crew as the play-by-play announcer, is in his 16th full season as voice of the Broncos following seven years as color analyst on the broadcasts. He signed a three-year contract extension in March 2011 to continue in his current role through 2013.

A Colorado native and 1971 winner of *The Denver Post* Gold Helmet Award, he is one of two athletes (along with Dave Winfield) drafted by franchises in Major League Baseball, the NBA and the NFL. Logan chose the latter, starring for the Cleveland Browns from 1976-83 and ascending into the top five of virtually every receiving category in the franchise's record books. He played his final season in Denver in 1984.

Since then, Logan has brought his love for sports and knowledge of the games to Colorado radio listeners as co-host of 850 KOA's award-winning weekday afternoon talk show "The Dave Logan Show" from 3-7 p.m. He was named 1997 Broadcast Citizen of the Year in Colorado and has been Colorado Sportscaster of the Year three times (1992-93 and '98).

Logan also is one of the most accomplished prep football coaches in the country as he is one of just two coaches in history to lead three different schools to a state title at the highest classification (six championships total). He currently is the head coach at Cherry Creek High School, where he enters his first year coaching the Bruins in 2012. He was named the Denver Broncos' Don Shula NFL Coach of the Year nominee in 2010, recognizing his integrity, achievement and leadership demonstrated by the winningest coach in NFL history. He was also the recipient of the Denver Athletic Club's Career Achievement Award in 2012.

Brian Griese joins Logan for his third full season providing color commentary for the Broncos' radio network. He also worked for two years as an analyst on ESPN's college football coverage.

The former Broncos quarterback, who spent five seasons (1998-2002) with the club and finished with the third-most passing yards (11,763) in team history, also played for Miami (2003), Tampa Bay (2004-05, '08) and Chicago (2006-07) during his professional football career.

He was selected by the Broncos in the third round (91st overall) of the 1998 NFL Draft and was part of that season's Super Bowl-winning squad before succeeding John Elway as the franchise's starting quarterback in 1999 and earning a Pro Bowl selection in 2000.

Griese graduated from the University of Michigan, where he started three seasons and culminated his collegiate career with Rose Bowl MVP honors as he led the Wolverines to an undefeated season and a share of the national championship.

DENVER BRONCOS RADIO NETWORK 2012 AFFILIATE STATIONS

COLORADO

Alamosa	KALQ	93.5 FM
Aspen	KNFO	106.1 FM
Buena Vista	KBVC	104.1 FM
Canon City	KSTY	104.5 FM
Colo. Spgs./Pueblo	KDZA	107.9 FM
Craig	KRAI	550 AM
Durango	KRSJ	100.5 FM
Fort Collins	KCOL	600 AM
Fort Morgan	KSIR	1010 AM
Glenwood Springs	KMTS	99.1 FM
Grand Junction	KSTR	96.1 FM
Gunnison	KPKE	1490 AM
Lamar	KVAY	105.7 FM
Pagosa Springs	KWUF	1400 AM
Rifle	KNAM	1490 AM
Salida	KVRH	1340 AM
Steamboat Springs	KTVY	98.9 FM
Trinidad	KCRT	92.5 FM
Vail	KKMV	104.7
Walsenburg	KSPK	102.3 FM
IDAHO		
Boise	KINF	99.1/730 AM

MONTANA

Billings*	KQBL	1340 AM
Deer Lodge*	KBCK	1400 AM
Glendive*	KDZN	96.5 FM
Great Falls	KINX	102.7 FM
Hardin	KHDN	1230 AM
Kalispell*	KOFI	1180 AM
Malta*	KMMR	100.1 FM
Miles City	KMTA	1050 AM
NEBRASKA		
Alliance	KCOW	1400 AM
Chadron	KBPY	107.7 FM
North Platte	KOOQ	1410 AM
Scottsbluff	KNEB	960 AM
NEW MEXICO		
Albuquerque	KDEF	1150 AM
Artesia	KSPV	990 AM
Farmington	KCQL	1340 AM
NORTH DAKOTA		
Bowman*	KPOK	1340 AM
SOUTH DAKOTA		
Belle Fourche*	KBFS	1450 AM
Rapid City	KOTA	1380 AM

WASHINGTON

Spokane	KPTQ	1280 AM
WYOMING		
Buffalo*	KBBS	1450 AM
Casper	KTWO	1030 AM
Cheyenne	KFBC	1240 AM
Cody*	KODI	1400 AM
Douglas*	KKTY	1470 AM
Evanston*	KEVA	1240 AM
Gillette*	KXXL	106.1 FM
Green River*	KFRZ	92.1 FM
Kemmerer*	KOAX	107.3 FM
Lander*	KOVE	1330 AM
Laramie	KOWB	1290 AM
Newcastle*	KASL	1240 AM
Powell*	KPOW	1260 AM
Riverton*	KVOW	1450 AM
Sheridan	KWYO	1410 AM
Sundance*	KYDT	103.1 FM
Thermopolis*	KDNO	101.7 FM
Torrington*	KGOS	1490 AM
Wheatland*	KYCN	1340 AM
Worland*	KWOR	1340 AM
*Northern Sports Network		


BRONCOS TELEVISION PARTNER

KUSA (9News) is the Denver Broncos' official television partner following a two-year agreement with the club in May 2011.

Serving as the club's primary television home during the Broncos' back-to-back Super Bowl championship seasons in 1997-98, and as recently as 2003, Colorado's News Leader provides quality Broncos content that brings fans closer to the team. 9News also works in collaboration with the Broncos on various year-round community initiatives.

As the Broncos' partner television station, the NBC affiliate with the market's most comprehensive pregame show will carry three of Denver's preseason contests and four regular season games, including the opening game in 2012. Additionally, 9News will host a series of weekly Broncos-related programs, including Broncos Game Day Live on Sundays from 10-11 a.m. on KTVD (9/9-12/30), The Broncos Huddle on Mondays from 6-6:30 p.m. on KTVD (9/10-12/31) and Broncos Tonight on Sundays from 10:37-11 p.m. (8/12-12/30), along with regular content with Broncos Executive Vice President John Elway, Head Coach John Fox and key players throughout the season.


On-air personalities Drew Soicher, Susie Wargin and Rod Mackey will spearhead 9News' in-depth, exclusive programming to bring Broncos fans up-to-date information about their team.



SUSIE WARGIN

DREW SOICHER

ROD MACKEY

9NEWS 

BROADCAST HOME OF THE

BRONCOS

PRESEASON GAMES • REGULAR SEASON OPENER
BRONCOS GAME DAY LIVE • BRONCOS TONIGHT • BRONCOS HUDDLE

FUTURE SUPER BOWLS

Super Bowl XLVII	February 3, 2013	Louisiana Superdome, New Orleans
Super Bowl XLVIII	February 2, 2014	New Meadowlands Stadium, New York/New Jersey
Super Bowl XLIX	February 2015 (Date TBA)	University of Phoenix Stadium, Glendale, Ariz.
Super Bowl XLX	February 2016 (Date TBA)	Location TBA

GAMES IN EXTREME TEMPERATURES IN DENVER BRONCOS HISTORY

(Note – Wind chill figures are included only when noted on the play-by-play)

Coldest Games

Date	Game	Temp.	Wind Chill
Dec. 18, 1983	at Kansas City	0	-30
Dec. 17, 2000	at Kansas City	9	-1
Dec. 10, 1972	vs. San Diego	9	
Dec. 20, 1981	at Chicago	14	
Dec. 19, 2004	at Kansas City	15	-1
Dec. 3, 2006	vs. Seattle	16	16
Dec. 21, 2008	vs. Buffalo	17	7
Nov. 28, 2004	vs. Oakland	18	9
Nov. 23, 2003	vs. Chicago	18	8
Jan. 1, 1978	vs. Oakland	18	
Dec. 14, 1975	vs. Philadelphia	18	
	Several tied at	20	

Warmest Games

Date	Game	Temp.
Sept. 23, 2001	at Arizona	103
Sept. 11, 1983	at Baltimore	99
Sept. 9, 1990	at Los Angeles Raiders	94
Sept. 19, 2010	vs. Seattle	91
Sept. 3, 1995	vs. Buffalo	91
Sept. 12, 1993	vs. San Diego	91
Sept. 12, 2010	at Jacksonville	90
Sept. 27, 1998	at Washington	90
Sept. 1, 1996	vs. N.Y. Jets	90
Sept. 3, 1978	vs. Oakland	90
Sept. 11, 2005	at Miami	89
Sept. 16, 2007	vs. Oakland	87
Sept. 4, 1994	vs. San Diego	87

BRONCOS ALL-TIME TRAINING CAMP SITES

1960-61	Colorado School of Mines	Golden, Colo.
1962-64	Colorado State University	Fort Collins, Colo.
1965-66	Colorado School of Mines	Golden, Colo.
1967-71	Broncos headquarters	Adams County, Colo.
1972-75	California Poly-Pomona	Pomona, Calif.
1976-81	Colorado State University	Fort Collins, Colo.
1982-2002	University of Northern Colorado	Greeley, Colo.
2003-12	Paul D. Bowlen Memorial Broncos Centre	Englewood, Colo.

BRONCOS ALL-TIME RECORD ON ARTIFICIAL TURF

Opponent	Stadium	Record	Postseason
Atlanta Falcons	Georgia Dome	2-0	
Baltimore Ravens	M&T Bank Stadium	0-3	
Buffalo Bills	Rich Stadium	6-7	0-1
Chicago Bears	Soldier Field	1-3	
Cincinnati Bengals	Riverfront Stadium/Paul Brown Stadium	4-4	
Dallas Cowboys	Texas Stadium/Superdome	2-2	0-1
Detroit Lions	Silverdome	2-2	
Houston Oilers	Astrodome	3-6	0-1
Indianapolis Colts	Hoosier Dome/RCA Dome/Lucas Oil Stadium	3-4	0-2
Kansas City Chiefs	Arrowhead Stadium	9-12	
Miami Dolphins	Orange Bowl	0-1	
Minnesota Vikings	Metrodome	3-3	
New England Patriots	Schaefer Stadium	0-2	
New Orleans Saints	Superdome	1-2	
New York Giants	Giants Stadium	1-3	
New York Jets	Giants Stadium	2-2	
Philadelphia Eagles	Veterans Stadium	1-4	
Pittsburgh Steelers	Three Rivers Stadium	5-4	1-1
San Francisco 49ers	Superdome		0-1
St. Louis Cardinals	Busch Stadium	0-0-1	
St. Louis Rams	Trans World Dome/Edward Jones Dome	0-2	
Seattle Seahawks	Seahawks/Kingdome/Husky Stadium	13-13	0-1
Total		58-79-1 (.424)	1-8 (.111)
Division record		21-25 (.457)	
Non-division record		37-54-1 (.408)	

MEDIA INFORMATION

The Broncos' media guide was prepared to assist in the coverage of Denver's 2012 NFL season. For additional information, please contact a member of the public relations staff:

DENVER BRONCOS PUBLIC RELATIONS CONTACTS:

PATRICK SMYTH: Executive Director of Media Relations.....(303) 264-5536 / patrick.smyth@broncos.nfl.net
REBECCA VILLANUEVA: Media Services Manager.....(303) 264-5598 / rebecca.villanueva@broncos.nfl.net
ERICH SCHUBERT: Media Relations Coordinator.....(303) 264-5503 / erich.schubert@broncos.nfl.net
LEAH SAKDOL: Graduate Intern.....(303) 264-5537 / leah.sakdol@broncos.nfl.net
RYAN SCHMITZ: Graduate Intern.....(303) 264-5537 / ryan.schmitz@broncos.nfl.net

The Broncos have a media website (<http://media.denverbroncos.com>) designed to serve the needs of all media who cover the club. The site contains the most up-to-date and complete information on the team, as well as a photo database for convenient download of high-resolution images. The media website also serves as the **primary means to request credentials for Broncos home games through our online credentialing process.**

Requests for game credentials must be formally made by Tuesday of the week of each home game, and credentials may be picked up at the media will call window in the North tunnel of Sports Authority Field at Mile High on game day. Should transmission facilities be required, please arrange for same through local representatives.

As a general rule, the Denver Broncos do not issue any types of press credentials to weekly newspapers or magazines unless they are of national circulation on specific assignment.

It is understood that all credentials will be used for the purpose for which they were issued without exception. Violation of this policy will subject the bearer to ejection from Sports Authority Field at Mile High.

WORKING PRESS: Admittance to the Broncos' press box is restricted to the WORKING PRESS ONLY. Credentials are marked with individual identification. Passes are non-transferable.

PHOTOGRAPHERS: Photographers are asked to take special note of the following conditions for use of press credentials, as set by the National Football League:

NOTICE OF CREDENTIAL USE CONDITIONS

"The terms and conditions governing use of this credential are set forth in the Notice of Credential Use and summarized in the 2012 Credential Memo, both of which are available at www.nflmedia.com and incorporated herein by reference. By accepting this credential, you acknowledge that you have read and are bound by the terms and conditions set forth in the Notice of Credential Use and summarized in the 2012 Credential Memo."

Sideline photo passes will be tightly controlled by the public relations department and are generally limited to photographers shooting for a major metropolitan daily newspaper, wire service, or magazine of national circulation on specific assignment. As a general rule, field photo passes used for still photography will not be granted locker room access postgame.

RADIO-TELEVISION: In making requests for broadcast credentials, please specify requirements for spotters and/or statisticians.

STADIUM ACCESS: To get to Sports Authority Field at Mile High, which is located at 17th Avenue and Bryant Street, take Interstate 25 to the Sports Authority Field at Mile High Exit (Southbound, it is the 23rd Ave. Exit; Northbound it is the 17th Avenue Exit). The press entrance and media will call are located at the north tunnel of the stadium.

DRIVING INSTRUCTIONS TO SPORTS AUTHORITY FIELD AT MILE HIGH FROM DENVER INTERNATIONAL AIRPORT: Exit airport on Pena Boulevard and continue to Interstate 70. Take Interstate 70 West to Interstate 25 South. Continue on I-25 South and exit at 23rd Ave. Go straight through the intersection onto a special frontage road, and then follow the directions to Lots H, I, J and K. **If you do not already have a parking pass in hand, you will not be able to gain access to the frontage road.**

DRIVING INSTRUCTIONS TO DENVER INTERNATIONAL AIRPORT FROM SPORTS AUTHORITY FIELD AT MILE HIGH: Depending on your lot location, follow signs to Interstate 25 North. To do so you can take 20th Avenue East to Clay Street, turning left at Clay and proceeding to 23rd Avenue. Take a right at 23rd Avenue and continue to Interstate 25 entrances. Another route would be to follow Bryant Street (which runs north-south on the east side of the stadium) to 17th Avenue East, which will continue beneath an overpass and take you directly to I-25 North. Take I-25 North to I-70 East. Follow the signs to DIA. Please allow 45 minutes from Sports Authority Field at Mile High to DIA.

POST-GAME TRANSPORTATION: Please advise Broncos PR personnel as soon as possible should you require transportation following the game. The amount of time you must wait will obviously decline as time goes by following the conclusion of the game. Should you wish to make your own arrangements, the numbers of local cab companies are 303-777-7777 and 303-333-3333.

2012 DENVER BRONCOS COMPOSITE SCHEDULE

Wk.	1 - vs. Pittsburgh (9/9)	2 - at Atlanta (9/17)	3 - vs. Houston (9/23)	4 - vs. Oakland (9/30)	5 - at New England (10/7)	6 - at San Diego (10/15)	7 - vs. New Orleans (10/28)	8 - at Cincinnati (11/4)
1	Sep 9 at Denver	Sep 9 at Kansas City	Sep 9 vs. Miami	Sep 10 vs. San Diego (Mon.)	Sep 9 at Tennessee	Sep 10 at Oakland (Mon.)	Sep 9 vs. Washington	Sep 10 at Baltimore (Mon.)
2	Sep 16 vs. N.Y. Jets	Sep 17 vs. Denver (Mon.)	Sep 16 at Jacksonville	Sep 16 at Miami	Sep 16 vs. Arizona	Sep 16 vs. Tennessee	Sep 16 at Carolina	Sep 16 vs. Cleveland
3	Sep 23 at Oakland	Sep 23 at San Diego	Sep 23 at Denver	Sep 23 vs. Pittsburgh	Sep 23 at Baltimore	Sep 23 vs. Atlanta	Sep 23 vs. Kansas City	Sep 23 at Washington
4	Sep 30 BYE WEEK	Sep 30 vs. Carolina	Sep 30 vs. Tennessee	Sep 30 at Denver	Sep 30 at Buffalo	Sep 30 at Kansas City	Sep 30 at Green Bay	Sep 30 at Jacksonville
5	Oct 7 vs. Philadelphia	Oct 7 at Washington	Oct 8 at N.Y. Jets (Mon.)	Oct 7 BYE WEEK	Oct 7 vs. Denver	Oct 7 at New Orleans	Oct 7 vs. San Diego	Oct 7 vs. Miami
6	Oct 11 at Tennessee (Thu.)	Oct 14 vs. Oakland	Oct 14 vs. Green Bay	Oct 14 at Atlanta	Oct 14 at Seattle	Oct 15 at Denver (Mon.)	Oct 14 BYE WEEK	Oct 14 at Cleveland
7	Oct 21 at Cincinnati	Oct 21 BYE WEEK	Oct 21 vs. Baltimore	Oct 21 vs. Jacksonville	Oct 21 vs. N.Y. Jets	Oct 21 BYE WEEK	Oct 21 at Tampa Bay	Oct 21 vs. Pittsburgh
8	Oct 28 vs. Washington	Oct 28 at Philadelphia	Oct 28 BYE WEEK	Oct 28 at Kansas City	Oct 28 at St. Louis	Oct 28 at Cleveland	Oct 28 at Denver	Oct 28 BYE WEEK
9	Nov 4 at N.Y. Giants	Nov 4 vs. Dallas	Nov 4 vs. Buffalo	Nov 4 vs. Tampa Bay	Nov 4 BYE WEEK	Nov 11 vs. Kansas City (Thu.)	Nov 5 vs. Phi. (Mon.)	Nov 4 vs. Denver
10	Nov 12 vs. Kansas City (Mon.)	Nov 11 at New Orleans	Nov 11 at Chicago	Nov 11 at Baltimore	Nov 11 vs. Buffalo	Nov 11 at Tampa Bay	Nov 11 vs. Atlanta	Nov 11 vs. N.Y. Giants
11	Nov 18 vs. Baltimore	Nov 18 vs. Arizona	Nov 18 vs. Jacksonville	Nov 18 vs. New Orleans	Nov 18 vs. Indianapolis	Nov 18 at Denver	Nov 18 at Oakland	Nov 18 at Kansas City
12	Nov 25 at Cleveland	Nov 25 at Tampa Bay	Nov 22 at Detroit (Thu.)	Nov 25 at Cincinnati	Nov 22 at N.Y. Jets (Thu.)	Nov 25 vs. Baltimore	Nov 25 vs. San Francisco	Nov 25 vs. Oakland
13	Dec 2 at Baltimore	Nov 29 vs. New Orleans (Thu.)	Dec 2 at Tennessee	Dec 2 vs. Cleveland	Dec 2 at Miami	Dec 2 vs. Cincinnati	Nov 29 at Atlanta (Thu.)	Dec 2 at San Diego
14	Dec 9 vs. San Diego	Dec 9 at Carolina	Dec 10 at New England (Mon.)	Dec 6 vs. Denver (Thu.)	Dec 10 vs. Houston (Mon.)	Dec 9 at Pittsburgh	Dec 9 at N.Y. Giants	Dec 9 vs. Dallas
15	Dec 16 at Dallas	Dec 16 vs. N.Y. Giants	Dec 16 vs. Indianapolis	Dec 16 vs. Kansas City	Dec 16 vs. San Francisco	Dec 16 vs. Carolina	Dec 16 vs. Tampa Bay	Dec 13 at Philadelphia (Thu.)
16	Dec 23 vs. Cincinnati	Dec 22 at Detroit (Sat.)	Dec 23 vs. Minnesota	Dec 23 at Carolina	Dec 23 at Jacksonville	Dec 23 at N.Y. Jets	Dec 23 at Dallas	Dec 23 at Pittsburgh
17	Dec. 30 vs. Cleveland	Dec 30 vs. Tampa Bay	Dec 30 at Indianapolis	Dec 30 at San Diego	Dec 30 vs. Miami	Dec 30 vs. Oakland	Dec 30 vs. Carolina	Dec 30 vs. Baltimore
Wk.	9 - at Carolina (11/11)	10 - vs. San Diego (11/18)	11 - at Kansas City (11/25)	12 - vs. Tampa Bay (12/2)	13 - at Oakland (12/6)	14 - at Baltimore (12/16)	15 - vs. Cleveland (12/23)	16 - vs. Kansas City (1/1)
1	Sep 9 at Tampa Bay	Sep 10 at Oakland (Mon.)	Sep 9 vs. Atlanta	Sep 9 vs. Carolina	Sep 10 vs. San Diego (Mon.)	Sep 10 vs. Cincinnati (Mon.)	Sep 9 vs. Philadelphia	Sep 9 vs. Atlanta
2	Sep 16 vs. New Orleans	Sep 16 vs. Tennessee	Sep 16 at Buffalo	Sep 16 at N.Y. Giants	Sep 16 at Miami	Sep 16 at Philadelphia	Sep 16 at Cincinnati	Sep 16 at Buffalo
3	Sep 20 vs. N.Y. Giants (Thu.)	Sep 23 vs. Atlanta	Sep 23 at New Orleans	Sep 23 at Dallas	Sep 23 vs. Pittsburgh	Sep 23 vs. New England	Sep 23 vs. Buffalo	Sep 23 at New Orleans
4	Sep 30 at Atlanta	Sep 30 at Kansas City	Sep 30 vs. San Diego	Sep 30 at Washington	Sep 30 at Denver	Sep 27 vs. Cleveland (Thu.)	Sep 27 at Baltimore (Thu.)	Oct 30 vs. San Diego
5	Oct 7 vs. Seattle	Oct 7 at New Orleans	Oct 7 vs. Baltimore	Oct 7 BYE WEEK	Oct 7 BYE WEEK	Oct 7 at Kansas City	Oct 7 at N.Y. Giants	Oct 7 vs. Baltimore
6	Oct 14 BYE	Oct 15 vs. Denver (Mon.)	Oct 14 at Tampa Bay	Oct 14 vs. Kansas City	Oct 14 at Atlanta	Oct 14 vs. Dallas	Oct 14 vs. Cincinnati	Oct 14 at Tampa Bay
7	Oct 21 vs. Dallas	Oct 22 BYE WEEK	Oct 21 BYE WEEK	Oct 21 vs. New Orleans	Oct 21 vs. Jacksonville	Oct 21 at Houston	Oct 21 at Indianapolis	Oct 21 BYE WEEK
8	Oct 28 at Chicago	Oct 28 at Cleveland	Oct 28 vs. Oakland	Oct 25 at Minnesota (Thu.)	Oct 28 at Kansas City	Oct 28 BYE WEEK	Oct 28 vs. San Diego	Oct 28 vs. Oakland
9	Nov 4 at Washington	Nov 1 vs. Kansas City (Thu.)	Nov 1 at San Diego (Thu.)	Nov 4 at Oakland	Nov 4 vs. Tampa Bay	Nov 4 at Cleveland	Nov 4 vs. Baltimore	Nov 1 at S.D. (Thu.)
10	Nov 11 vs. Denver	Nov 11 at Tampa Bay	Nov 12 at Pittsburgh (Mon.)	Nov 11 vs. San Diego	Nov 11 at Baltimore	Nov 11 vs. Oakland	Nov 11 BYE WEEK	Nov 12 at Pittsburgh
11	Nov 18 vs. Tampa Bay	Nov 18 at Denver	Nov 18 vs. Cincinnati	Nov 18 at Carolina	Nov 18 vs. New Orleans	Nov 18 at Pittsburgh	Nov 18 at Dallas	Nov 18 vs. Cincinnati
12	Nov 26 at Philadelphia (Mon.)	Nov 25 vs. Baltimore	Nov 25 vs. Denver	Nov 25 vs. Atlanta	Nov 25 at Cincinnati	Nov 25 at San Diego	Nov 25 vs. Pittsburgh	Nov 25 vs. Denver
13	Dec 2 at Kansas City	Dec 2 vs. Cincinnati	Dec 2 vs. Carolina	Dec 2 at Cleveland	Dec 2 vs. Cleveland	Dec 2 vs. Pittsburgh	Dec 2 at Oakland	Dec 2 vs. Carolina
14	Dec 9 vs. Atlanta	Dec 9 at Pittsburgh	Dec 9 at Cleveland	Dec 9 vs. Philadelphia	Dec 6 vs. Denver (Thu.)	Dec 9 at Washington	Dec 9 vs. Kansas City	Dec 9 at Cleveland
15	Dec 16 at San Diego	Dec 16 vs. Carolina	Dec 16 at Oakland	Dec 16 at New Orleans	Dec 16 vs. Kansas City	Dec 16 vs. Kansas City	Dec 16 vs. Washington	Dec 16 at Oakland
16	Dec 23 vs. Oakland	Dec 23 at N.Y. Jets	Dec 23 vs. Indianapolis	Dec 23 vs. St. Louis	Dec 23 at Carolina	Dec 23 vs. N.Y. Giants	Dec 23 at Denver	Dec 23 vs. Indianapolis
17	Dec 30 at New Orleans	Dec. 30 vs. Oakland	Dec 30 at Denver	Dec 30 at Atlanta	Dec 30 at San Diego	Dec 30 at Cincinnati	Dec 30 at Pittsburgh	Dec 30 at Denver