

# BRONCOS



2014 MEDIA GUIDE



### Executive Offices and Training Facility

13655 Broncos Parkway • Englewood, CO 80112  
 Telephone: (303) 649-9000 • FAX: (303) 264-5561  
[www.DenverBroncos.com](http://www.DenverBroncos.com)

### Media Relations

**Patrick Smyth**, Vice President of Public Relations: (303) 264-5536 • [patrick.smyth@broncos.nfl.net](mailto:patrick.smyth@broncos.nfl.net)  
**Rebecca Villanueva**, Media Services Manager: (303) 264-5598 • [rebecca.villanueva@broncos.nfl.net](mailto:rebecca.villanueva@broncos.nfl.net)  
**Erich Schubert**, Media Relations Manager: (303) 264-5503 • [erich.schubert@broncos.nfl.net](mailto:erich.schubert@broncos.nfl.net)

<http://media.denverbroncos.com>

### Sports Authority Field at Mile High

1701 Bryant St. • Denver, CO 80204

**Broncos Ticket Office**  
 Suite 100  
 (720) 258-3333

**Broncos Marketing Department**  
 Suite 900  
 (720) 258-3100

**Stadium Management Co.**  
 Suite 700  
 (720) 258-3000

## 2014 DENVER BRONCOS SCHEDULE

*(all times local at site)*

### PRESEASON

Wk.	Day	Date	Opponent	Site	Time	TV
1	Thu.	Aug. 7	SEATTLE	Sports Authority Field at Mile High	7 p.m. MDT	KUSA-TV
2	Sun.	Aug. 17	at San Francisco	Levi's Stadium	1 p.m. PDT	KUSA-TV
3	Sat.	Aug. 23	HOUSTON	Sports Authority Field at Mile High	7 p.m. MDT	KUSA-TV
4	Thu.	Aug. 28	at Dallas	AT&T Stadium	7 p.m. CDT	KUSA-TV

### REGULAR SEASON

Wk.	Day	Date	Opponent	Site	Time	TV
1	Sun.	Sept. 7	INDIANAPOLIS	Sports Authority Field at Mile High	6:30 p.m. MDT	NBC
2	Sun.	Sept. 14	KANSAS CITY	Sports Authority Field at Mile High	2:25 p.m. MDT	CBS
3	Sun.	Sept. 21	at Seattle	CenturyLink Field	1:25 p.m. PDT	CBS
4	BYE					
5	Sun.	Oct. 5	ARIZONA	Sports Authority Field at Mile High	2:05 p.m. MDT	FOX*
6	Sun.	Oct. 12	at N.Y. Jets	MetLife Stadium	1 p.m. EDT	CBS*
7	Sun.	Oct. 19	SAN FRANCISCO	Sports Authority Field at Mile High	6:30 p.m. MDT	NBC*
8	Thu.	Oct. 23	SAN DIEGO	Sports Authority Field at Mile High	6:25 p.m. MDT	CBSNFLN
9	Sun.	Nov. 2	at New England	Gillette Stadium	4:25 p.m. EST	CBS*
10	Sun.	Nov. 9	at Oakland	O.co Coliseum	1:05 p.m. PST	CBS*
11	Sun.	Nov. 16	at St. Louis	Edward Jones Dome	12 p.m. CST	CBS*
12	Sun.	Nov. 23	MIAMI	Sports Authority Field at Mile High	2:25 p.m. MST	CBS*
13	Sun.	Nov. 30	at Kansas City	Arrowhead Stadium	7:30 p.m. CST	NBC*
14	Sun.	Dec. 7	BUFFALO	Sports Authority Field at Mile High	2:05 p.m. MST	CBS*
15	Sun.	Dec. 14	at San Diego	Qualcomm Stadium	1:05 p.m. PST	CBS*
16	Mon.	Dec. 22	at Cincinnati	Paul Brown Stadium	8:30 p.m. EST	ESPN
17	Sun.	Dec. 28	OAKLAND	Sports Authority Field at Mile High	2:25 p.m. MST	CBS*

\* - All NFL games scheduled for Sundays from Weeks 5-17 are eligible to be moved to the Sunday night

## ABOUT THE 2014 DENVER BRONCOS MEDIA GUIDE


The 2014 Denver Broncos' media guide was prepared by the club's media relations department as an information resource for members of the media and NFL fans. All information, including player biographies, rosters and team transactions, contained in the publication is current as of June 30, 2014.

An electronic version of the Denver Broncos' 2014 media guide can be found by visiting the team's media website:

<http://media.denverbroncos.com/media+guide>

# BRONCOS

## WINNING TRADITION



## ***SINCE THE 1970 AFL/NFL MERGER...***

### SUPER BOWL BERTHS

Team	No.
1. Dallas	8
Pittsburgh	8
<b>3. Denver</b>	<b>7</b>
New England	7
5. San Francisco	6

### WINNING SEASONS

Team	No.
1. Pittsburgh	31
2. Dallas	29
Miami	29
4. New England	28
5. Minnesota	27
<b>6. Den., S.F.</b>	<b>26</b>

### OVERALL WINS

Team	No.
1. Pittsburgh	445
2. Dallas	429
3. Miami	420
4. San Francisco	417
<b>5. Denver</b>	<b>413</b>

### REG. SEASON WINS

Team	No.
1. Pittsburgh	412
2. Miami	400
3. Dallas	397
<b>4. Denver</b>	<b>393</b>
5. San Francisco	387

### HOME WINS (REG.)

Team	No.
1. Pittsburgh	244
<b>2. Denver</b>	<b>235</b>
3. Miami	227
Minnesota	227
5. Dallas	226

### SELLOUT STREAKS (REG.)

Team	No.
1. Washington	365
<b>2. Denver</b>	<b>341</b>
3. Pittsburgh	323
4. N.Y. Giants	304
5. Green Bay	301

<sup>^</sup>Above streaks are all active entering 2014 season



# DENVER BRONCOS

## 2014

### MEDIA GUIDE

#### INDEX

100-Yard Receiving Games . . . . .	632	Comebacks . . . . .	638
100-Yard Rushing Games . . . . .	629	Community Development . . . . .	676
100-Yard Rushing Halves/Quarters . . . . .	632	Darrent Williams Good Guy Award . . . . .	675
300-Yard Passing Games . . . . .	636	Day, Broncos Record By . . . . .	371
1,000-Yard Rushing Seasons . . . . .	628	Decade, Broncos Record By . . . . .	371
1,000-Yard Rushing Seasons . . . . .	628	Divisional Record . . . . .	368
2013 Season:		Draft Choices:	
Game Summaries/Stats . . . . .	254	All-Time Draft Choices By School . . . . .	287
Game-By-Game Statistics . . . . .	238	All-Time First-Round Picks . . . . .	287
Individual Game-by-Game Statistics . . . . .	241	All-Time Year-by-Year Drafts . . . . .	288
Miscellaneous Statistics . . . . .	252	Ed Block Courage Award, Broncos Winners . . . . .	675
NFL Rankings . . . . .	250	Ellis, Joe . . . . .	17
NFL Standings/Playoff Results . . . . .	375	Elway, John . . . . .	18
Participation . . . . .	240	Ring of Fame Bio . . . . .	650
Preseason Team Statistics . . . . .	232	First Game, Broncos History . . . . .	177
Regular-Season Team Statistics . . . . .	228	Fox, John . . . . .	20
Single-Game Highs And Lows . . . . .	237	Free Agents Signed/Lost, 1989-2014 . . . . .	294
Starters By Game . . . . .	235	Hall of Fame Broncos . . . . .	648
Takeaway Statistics . . . . .	251	Helmets, Broncos All-Time . . . . .	342
3,000-Yard Passing Seasons . . . . .	628	Highlight Video Information . . . . .	684
Administration . . . . .	50	Historical Highlights . . . . .	332
All-Time Broncos Record . . . . .	368	Honors And Awards:	
Alumni Association . . . . .	5	All-Time Individual Year-By-Year . . . . .	640
American Bowl, Broncos Participation In . . . . .	196	Broncos All-Time NFL Honors . . . . .	644
Attendance Marks . . . . .	568	Broncos Team Awards . . . . .	675
Biographies:		How The Broncos Are Built . . . . .	226
Coordinators/Assistant Coaches . . . . .	24	Last Time . . . . .	246
First-Year Players . . . . .	204	Leads Lost . . . . .	638
Player Personnel/Football Operations . . . . .	43	Little, Floyd . . . . .	664
Rookies . . . . .	208	Logos, Broncos All-Time . . . . .	342
Veteran Players . . . . .	58	Margin Of Victory And Defeat . . . . .	598
Bowlen, Pat:		Mascots (Thunder And Miles) . . . . .	680
Biography . . . . .	12	Media Information . . . . .	IBC
Broncos Accomplishments Under . . . . .	15	Media Website . . . . .	BC
Broncos Name Origin . . . . .	61	Milestone Games . . . . .	370
Bye Weeks:		Monday Night Games . . . . .	369
Broncos Record After The Bye . . . . .	370	Month, Broncos Record By . . . . .	371
Cheerleaders . . . . .	679	Nationally Televised Games, 1984-2013 . . . . .	16
Christmas Games . . . . .	370	Overtime Games . . . . .	369
Coaches:		Paul D. Bowlen Memorial Broncos Centre . . . . .	9
All-Time Coaches Roster . . . . .	299	Postseason Game Summaries . . . . .	490
Broncos Head Coaching Tree . . . . .	302	Preseason Television Network (KUSA) . . . . .	687
Most Years Of Service . . . . .	189	Pro Bowl Selections . . . . .	644
Year-by-Year Coaching Records . . . . .	567	Pronunciation Guide . . . . .	219
Coldest Games . . . . .	688	Radio Network (850 KOA) . . . . .	686

#### CREDITS

***The 2014 Denver Broncos media guide was produced by the club's media relations department. Information contained herein was compiled by the current and previous media relations staffs and is current as of June 30, 2014. ©2014 Denver Broncos Football Club.***

This project was coordinated by Erich Schubert. Writing, layout, design and editing by Schubert using Adobe InDesign CS6 desktop publishing application. Special thanks to Patrick Smyth, Jim Saccomano, the NFL communications department, the late Joe Cronin, John Turney, Dave Plati, Santo Labombarda and the Elias Sports Bureau staff, and Stats Inc. for providing extensive statistical data. Printing by Publication Printers, Denver, Colo. Photography and scans by Eric Bakke, Rich Clarkson and Associates, LLC (Rich Clarkson, Trevor Brown Jr., Steve Nowland, Ryan McKee, Jamie Schwaberow and Brett Wilhelm) and Pete Eklund. Cover designed by Lori Nelson. Special thanks to Kenn Rust of Rust Graphics.



# DENVER BRONCOS

## 2014

### MEDIA GUIDE

#### INDEX

Records — Postseason:		Season Openers:	
Broncos Individual	617	All-Time Results	371
Broncos Team	623	Season Ticket Sales	568
Records — Regular Season:		Series Records vs. Opponents	364
Broncos Individual	582	Broncos vs. The NFL (Reg./Post./Preseason)	368
Fumble Returns	593	Service With Broncos	581
Interceptions	592	Shutouts:	
Kicking	595	By Denver	606
Kickoff Returns	591	By Opponents	598
Passing	584	Stadium Information:	
Punt Returns	590	Broncos Stadium History	683
Punting	589	Records	685
Receiving	588	Seating Diagram	684
Rushing	583	Sports Authority Field at Mile High	681
Sacks	594	Staff Directory	4
Safeties	593	Starting Lineups, All-Time	482
Scoring	594	Stats Crew	685
Total Offense	582	Sunday Night Games	369
Broncos Team	597	Super Bowl:	
Passing Defense	608	Future Sites	688
Passing Offense	600	Thanksgiving Games	370
Penalties	605	Trades, All-Time	295
Rushing Defense	607	Training Camp Sites, All-Time	688
Rushing Offense	599	Transactions, 2012-13	222
Scoring Defense	606	Uniforms, Broncos All-Time	342
Scoring Offense	598	Vince Lombardi Trophies	139
Streaks	597	Walter Payton NFL Man Of The Year, Broncos Winners	675
Total Defense	606	Warmest Games	688
Total Offense	598	Winning Tradition	6
Turnovers	605	Year-By-Year Individual Leaders:	
Opponent Individual	610	Field Goals	580
Opponent Team	613	Interceptions	576
Results:		Kickoff Returns	578
All-Time Game-By-Game	344	Passing	573
Artificial Turf Record	688	Punt Returns	577
Retired Jersey Numbers	647	Punting	580
Ring of Fame Member Profiles	650	Receiving	575
Rosters:		Rushing	572
2014 Roster	220	Sacks	581
2014 Roster Breakdown By Position	219	Scoring	579
All-Time Broncos (Alphabetical)	303	Tackles	581
All-Time Broncos (Numerical)	320	Year-By-Year Final Records	473
All-Time Practice Squad (Alphabetical)	328	Year-By-Year Final Statistics	374
All-Time Practice Squad (By Year)	330	Year-By-Year Team Statistics:	
All-Time Roster Breakdown By School	317	Team Defense	570
All-Time Roster Height/Weight Breakdowns	318	Team Offense	569
All-Time Roster Height/Weight Extremes	319	Team Third Downs	571
Schedule, 2014:		Team Turnovers	571
Broncos	IFC	Zimmerman, Gary	673



# BRONCOS DIRECTORY

Denver Broncos Football Club  
13655 Broncos Parkway, Englewood, CO 80112

Telephone ..... (303) 649-9000  
Ticket Office ..... (720) 258-3333  
Marketing Department ..... (720) 258-3100  
Stadium Management Company ..... (720) 258-3000  
Internet Address ..... www.DenverBroncos.com  
Home Stadium ..... Sports Authority Field at Mile High (76,125)  
Colors ..... Broncos Orange (PMS 1655C) and Broncos Navy (PMS 289C)  
Conference ..... American Football Conference (West Division)



## OWNERSHIP

### OWNER & CHIEF EXECUTIVE OFFICER

Pat Bowlen ..... Owner & CEO  
Lisa Williams ..... Executive Asst. to Owner & CEO  
Veronica Ibarra ..... Executive Asst. to Owner & CEO

## EXECUTIVE STAFF

### PRESIDENT

Joe Ellis ..... President  
Elaine Woodworth ..... Executive Assistant to President

### EXECUTIVE STAFF

John Elway ..... Exec. V.P. of Football Ops./General Manager  
Rich Slivka ..... General Counsel/Executive Vice President  
Mac Freeman ..... Sr. Vice President of Business Development  
Justin Webster ..... Chief Financial Officer  
Nancy Svoboda ..... Sr. Vice President of Human Resources  
Kathy Hatch ..... Exec. Asst. to Exec. V.P. of Football Operations

### VICE PRESIDENTS

Keith Bishop ..... Vice President of Security  
Chip Conway ..... Vice President of Operations  
Brady Kellogg ..... Vice President of Corporate Partnerships  
Cindy Kellogg ..... Vice President of Community Development  
Dennis Moore ..... Vice President of Sales and Marketing  
Darren O'Donnell ..... Vice President of Business Development  
Patrick Smyth ..... Vice President of Public Relations  
Russ Trainor ..... Vice President of Information Technology

## FOOTBALL STAFF

### COACHING STAFF

John Fox ..... Head Coach  
Jack Del Rio ..... Defensive Coordinator  
Adam Gase ..... Offensive Coordinator  
Jeff Rodgers ..... Special Teams Coordinator  
Clancy Barone ..... Tight Ends  
Chris Beake ..... Defensive Assistant  
Brian Callahan ..... Offensive Assistant  
James Cregg ..... Asst. Offensive Line  
Mike Eubanks ..... Asst. Strength and Conditioning  
Sam Garnes ..... Assistant Secondary/Safeties  
Jason George ..... Asst. Strength and Conditioning  
Bo Hardegree ..... Quality Control-Offense  
Greg Knapp ..... Quarterbacks  
Anthony Lomando ..... Asst. Strength and Conditioning  
Dave Magazu ..... Offensive Line  
Luke Richesson ..... Strength and Conditioning  
Jay Rodgers ..... Defensive Line  
Richard Smith ..... Linebackers

Eric Stutesville ..... Running Backs  
Derius Swinton ..... Assistant Special Teams  
Tyke Tolbert ..... Wide Receivers  
Cory Undlin ..... Defensive Backs  
Kristi Nichols ..... Executive Assistant to Head Coach

## PLAYER PERSONNEL / FOOTBALL OPERATIONS

Matt Russell ..... Director of Player Personnel  
Tom Heckert ..... Director of Pro Personnel  
Mike Sullivan ..... Director of Football Administration  
Mark Thewes ..... Director of Team Administration  
Jerry Butler ..... Director of Player Development  
Fred Fleming ..... Director of Special Services  
Anthony Kelly ..... Assistant Director of Pro Personnel  
Adam Peters ..... Assistant Director of College Scouting  
John Sptek ..... National Scout  
Dave Bratten ..... College Scouting Coord./Area Scout  
Eugene Armstrong ..... Southeast Area Scout  
Scott DiStefano ..... Midwest Area Scout  
Cornell Green ..... Area Scout  
Lenny McGill ..... Southwest Area Scout  
Nick Schiralli ..... Atlantic Area Scout  
Brian Stark ..... West Coast Scout  
A.J. Durso ..... Pro Scouting Coordinator  
Darren Mougey ..... College/Pro Personnel  
Pam Papsdorf ..... Exec. Assistant to Player Personnel

## MEDICAL STAFF

Steve Antonopoulos ..... Head Athletic Trainer  
Corey Oshikoya ..... Assistant Athletic Trainer  
Josh Hartman ..... Assistant Athletic Trainer  
Dustin Little ..... Asst. Athletic Trainer/Physical Therapist  
Michael Sundeen ..... Assistant Athletic Trainer  
Martin Boublík, MD ..... Head Team Physician  
J. Steven Geraghty, MD ..... Team Physician  
Josh Metzl, MD ..... Team Physician  
Braden Mayer, MD ..... Team Physician  
Chad Prusmack, MD ..... Team Neurosurgeon

## EQUIPMENT

Chris Valenti ..... Equipment Manager  
Mike Harrington ..... Assistant Equipment Manager  
Jason Schell ..... Assistant Equipment Manager  
Kenny Chavez ..... Assistant Equipment Manager

## FOOTBALL INFORMATION SYSTEMS

Tony Lazzaro ..... Director of Football Information Systems  
Kevin Grogan ..... Senior Programmer/Analyst

## VIDEO OPERATIONS

Steve Boxer ..... Video Director  
Gary McCune ..... Video Operations Manager  
Kirt Horiuchi ..... Video Assistant  
Chris Kirchner ..... Video Assistant

**BUSINESS STAFF**

**MEDIA RELATIONS**

Rebecca Villanueva ..... Media Services Manager  
 Erich Schubert ..... Media Relations Manager

**TEAM MEDIA**

Mike Bonner ..... Sr. Director of Event Presentation & Production  
 Chris Hall ..... Supervising Producer/Broncos TV Host  
 Nick Young ..... Supervising Producer  
 Phil Milani ..... Coordinating Producer/Reporter  
 Spencer Millard ..... Sr. Motion Graphics Designer/Video Editor  
 Luis Miranda ..... Motion Graphics Designer/Producer

**COMMUNITY DEVELOPMENT**

Kelly Woodward ..... Director of Community Development  
 Billy Thompson ..... Director of Community Outreach  
 Bobby Mestas ..... Director of Youth & High School Football  
 Beth Bowlen ..... Director of Special Projects & Events

**FINANCE**

Dianne Sehgal ..... Controller  
 Michael Kalousek ..... Manager of Financial Analysis  
 Fred Krebs ..... Manager of Cash/Treasury  
 Nanette Thompson ..... Assistant Controller  
 Jenifer Brunetti ..... Payroll Administrator  
 Peggy Jackson ..... Revenue Accountant  
 Gina Johnson ..... Accounts Payable  
 Kelly Fierro ..... Manager of Travel Services

**INFORMATION TECHNOLOGY**

Chris Newman ..... Information Technology Architect  
 Rick Seifert ..... Chief Communications Engineer  
 Jason Moore ..... Senior Information Technology Engineer  
 Mike Corey ..... Senior Information Technology Analyst  
 Gil Bencomo ..... Senior Information Technology Engineer  
 Nick Burris ..... Information Technology Engineer

**HUMAN RESOURCES**

Joy Peoples ..... Human Resources Manager

**MARKETING / SPONSORSHIP**

Ryan Barefoot ..... Senior Director of Sales  
 Jon Carlson ..... Director of Business Development  
 Derek Thomas ..... Director of Corporate Partnerships  
 Sandy Young ..... Senior Marketing Manager  
 Matt Grable ..... Manager of Partnership Activation and Service  
 Amanda Hebert ..... Manager of Partnership Activation and Service  
 Tracy Ogrea ..... Manager of Partnership Activation and Service  
 Kim Torrez ..... Manager of Partnership Activation and Service  
 Craig Walsh ..... Manager of Partnership and Suite Sales  
 Brooke Carnie ..... Partnership Activation and Services Coord.  
 Kellie Sciacca ..... Partnership Activation and Services Coord.  
 Esmarie Van Zuylen ..... Marketing & Research Analyst  
 Brad Post ..... Mascot Coordinator  
 Lori Nelson ..... Lead Designer  
 Brigham Draper ..... Graphic Designer

**CHEERLEADERS**

Katee Mink ..... Director, Junior Cheerleaders  
 Shelly Trujillo ..... Assistant Director, Cheerleaders

**OPERATIONS**

Adam Newman ..... Senior Logistics Manager  
 John Karpan ..... Operations Manager  
 Greg Johnson ..... Maintenance Coordinator  
 Bryan Snyder ..... Director of Team Nutrition  
 Josh Bruning ..... Operations Assistant

**TURF OPERATIONS**

Brooks Dodson ..... Turf Manager  
 Cole Dudley ..... Assistant Turf Manager  
 Sam Pendleton ..... Assistant Turf Manager

**TICKET OPERATIONS**

Kirk Dyer ..... Exec. Dir. of Ticket Operations and Admin.  
 Katie Delay ..... Director of Ticket Operations  
 Clark Wray ..... Director of Ticket and Database Operations  
 Patti Barban ..... ADA Manager  
 Stacie Fear ..... Ticket Manager

**PREMIUM SEATING**

Chris Faulkner ..... Manager of Club Seat Sales and Service  
 Dave Stutman ..... Senior Premium Seating Executive  
 Geoff Sanders ..... Senior Premium Seating Executive  
 Ben Racine ..... Premium Sales Executive  
 Melissa Anderson ..... Premium Service Executive

**STADIUM MANAGEMENT CO.**

Andy Gorchov ..... General Manager  
 Chuck Olney ..... Director of Business Development  
 Jon Applegate ..... Director of Event Operations  
 Anna Marie Marcus ..... Special Events Sales Manager  
 Thomas Swiech ..... Special Events Coordinator  
 Austin Zillis ..... Parking and Events Manager  
 Fran Williams ..... SMC Receptionist  
 Judy Fernquist ..... SMC Receptionist  
 Scott Bleik ..... Director of Event Services and Security  
 Pat Tetrick ..... Guest Relations Manager  
 Ethan Honaman ..... Guest Relations Coordinator  
 Jared Devine ..... Security Manager  
 Jim White ..... Assistant Security Manager  
 Eileen Martinez ..... 24-Hour Security Shift Supervisor  
 John Wamsley ..... 24-Hour Security Shift Supervisor  
 Cindy Gordon ..... 24-Hour Security Shift Supervisor  
 Zach Myhra ..... Director of Facilities  
 Matt Shine ..... Senior Operations Manager  
 Chad Henderson ..... Lead Engineer  
 Brett Seibel ..... Site and Facilities Manager  
 Amy Thomas ..... Purchasing and Project Coordinator  
 Jasmine Williams ..... Events Administrator  
 Chris Hoag ..... Lead Electrician  
 Mike Gray ..... Electrician  
 Terrance "Jamie" Perkins ..... Lead Plumber  
 Curt Norton ..... Plumber  
 Patrick Bowlen III ..... Facilities Coordinator  
 Craig Honas ..... General Maintenance Lead  
 Steven Morris ..... General Maintenance Technician  
 Rob Cilbrith ..... HVAC Technician  
 Jeremiah Roybal ..... HVAC Technician  
 Cassidee Young ..... Production Artist  
 Chris Hathaway ..... Turf Manager  
 Luke Kellerman ..... Assistant Turf Manager  
 Abe Picaso ..... Turf Technician  
 Howard Brown ..... Facility Operations Manager  
 Molly Westcott ..... Operations Assistant  
 Pat Jordan ..... Director of Technical & Broadcast Ops.  
 Jeremy Wecker ..... Manager of AV Technology & Engineering  
 Lorraine Spargo ..... Director of Special Projects

**DENVER BRONCOS ALUMNI ASSOCIATION**

The Denver Broncos Alumni Association was formed in 1991 to provide an opportunity for former players to remain actively involved with the Broncos' organization. The Alumni Association serves as a goodwill extension of the Denver Broncos, and the members are available to counsel current players on life after football. Their mission is to uphold the highest standards of professionalism, integrity and honor. They are committed to enhance our communities through active service and devotion and pledge to support the Denver Broncos Football Club in its community outreach programs and present themselves as positive role models and mentors. The 15 members of the Alumni Council are Odell Barry (Treasurer), Tyrone Braxton, Larry Brunson, Bucky Dilts, Ron Egloff, Steve Foley, Tom Graham, Mike Harden, Mark Jackson, Le-Lo Lang (President), Willie Oshodin, Reggie Rivers (Secretary), Frank Robinson (Vice President), Billy Thompson and David Treadwell.



## DENVER BRONCOS' WINNING TRADITION

Denver Broncos football enters its 55th season in 2014 as the team seeks to return to the pinnacle of success it enjoyed with back-to-back Super Bowl wins in 1997 and '98. Playing for the 14th year at their glistening stadium, Sports Authority Field at Mile High, the Broncos will perform before sellout crowds for the 45th consecutive season, the first 31 of which came at Mile High Stadium. The team has sold out 341 consecutive regular-season games and 360 consecutive contests including playoff games. Broncos fans have watched their team amass one of the NFL's finest records since the club's first winning season in 1973, enduring just seven losing seasons—tied for the fewest in the NFL—as shown in the list below.

This season also marks Pat Bowlen's 31st as owner of the Broncos. During that time, Denver has enjoyed a virtually unmatched level of success in the context of the entire NFL and within the American Football Conference Western Division.

### FEWEST NUMBER OF LOSING SEASONS, NFL, 1973-2013

<b>Denver</b> . . . . .	<b>7</b>	Seattle# . . . . .	17
Houston^ . . . . .	7	Indianapolis/Baltimore Colts . . . . .	18
Pittsburgh . . . . .	7	New York Jets . . . . .	18
Miami . . . . .	9	New York Giants . . . . .	19
Jacksonville* . . . . .	10	Chicago . . . . .	20
New England . . . . .	10	Cincinnati . . . . .	20
Carolina* . . . . .	11	Kansas City . . . . .	20
Dallas . . . . .	11	St. Louis/L.A. Rams . . . . .	21
Minnesota . . . . .	11	Buffalo . . . . .	22
Cleveland† . . . . .	13	New Orleans . . . . .	22
Green Bay . . . . .	14	Atlanta . . . . .	25
Washington . . . . .	14	Tampa Bay# . . . . .	25
Oakland/L.A. Raiders . . . . .	15	Arizona/Phoenix/St. Louis . . . . .	27
Philadelphia . . . . .	16	Detroit . . . . .	28
Tennessee/Houston . . . . .	16		
Balt. Ravens/Cleveland . . . . .	17	<i>#began play in 1976</i>	
San Diego . . . . .	17	<i>*began play in 1995</i>	
San Francisco . . . . .	17	<i>†began play in 1999</i>	
		<i>^began play in 2002</i>	

**NFL's Second Best Since 1975** — The Broncos' 365-244-1 (.599) record in the regular season since 1975 ranks second in the NFL during those 39 seasons.

### TOP RECORDS AMONG NFL TEAMS, 1975-2013 (regular season only)

Franchise	Record	Pct.
1. Pittsburgh Steelers	370-239-1	.607
<b>2. Denver Broncos</b>	<b>365-244-1</b>	<b>.599</b>
3. New England Patriots	352-258-0	.577
4. San Francisco 49ers	349-259-2	.574
5. Dallas Cowboys	348-262-0	.570

### CHARTING THE BRONCOS' 13 DIVISION TITLES

Year	Record	AFC Playoff Record	Level Reached
1977*	12-2	2-0	Super Bowl XII
1978	10-6	0-1	AFC Divisional Playoff
1984	13-3	0-1	AFC Divisional Playoff
1986	11-5	2-0	Super Bowl XXI
1987*	10-4-1	2-0	Super Bowl XXII
1989*	11-5	2-0	Super Bowl XXIV
1991	12-4	1-1	AFC Championship
1996*	13-3	0-1	AFC Divisional Playoff
1998*	14-2	2-0	World Champions
2005	13-3	1-1	AFC Championship
2011	8-8	1-1	AFC Divisional Playoff
2012*	13-3	0-1	AFC Divisional Playoff
2013*	13-3	2-0	Super Bowl XLVIII

*\*denotes seasons in which Broncos secured homefield advantage throughout AFC Playoffs.*

## DENVER BRONCOS' WINNING TRADITION

**Historical Start** — The Broncos began the 1998 season by winning their first 13 games, a feat accomplished only seven other times in NFL history.

### TEAMS TO START 13-0 OR BETTER IN NFL HISTORY

Team	Year	Record	Reg. Season Finish	Postseason
Green Bay	2011	13-0	15-1	Lost NFC Divisional Playoff Game
New England	2007	16-0	16-0	Lost Super Bowl XLII
Indianapolis	2009	14-0	14-2	Lost Super Bowl XLIV
Miami	1972	14-0	14-0	Won Super Bowl VII
New Orleans	2009	13-0	13-3	Won Super Bowl XLIV
Indianapolis	2005	13-0	14-2	Lost AFC Divisional Playoff Game
<b>Denver</b>	<b>1998</b>	<b>13-0</b>	<b>14-2</b>	<b>Won Super Bowl XXXIII</b>
Chicago Bears	1934	13-0	13-0	Lost NFL Championship Game

**18-Game Winning Streak** — The Broncos won 18 consecutive games, including postseason, during their two-Super Bowl run from 1997-98. Denver's 18-game overall winning streak ties for the third longest in NFL history.

### LONGEST WIN STREAKS IN NFL HISTORY (REGULAR SEASON AND POSTSEASON COMBINED)

Team	Wins	Date Began-Ended	Accomplishments
1. New England	21	10/5/03-10/31/04	Won Super Bowls XXXVIII and XXXIX
2. Green Bay	19	12/26/10-12/11/11	Won Super Bowl XLV
<b>3. Denver</b>	<b>18</b>	<b>12/21/97-12/13/98</b>	<b>Won Super Bowls XXXII and XXXIII</b>
New England	18	9/9/07-2/3/08	First-ever 16-0 regular season
San Francisco	18	11/27/89-11/18/90	Won Super Bowl XXIV
Miami	18	9/17/72-9/23/73	Won Super Bowl VII
Chicago Bears	18	11/9/41-12/13/42	Won 1941 NFL Championship
Chicago Bears	18	11/26/33-12/9/34	Won 1933 NFL Championship

**Homefield Advantage** — The Broncos' 236-89-0 (.726) overall record at home since 1975 is the best in the NFL. Denver owns an NFL-best 221-85-0 (.722) home record in the regular season since 1975 and is 15-4 (.789) in the postseason at home during this time.

### TOP FIVE HOME RECORDS, NFL, 1975-2013

Team	Regular Season	Postseason	Total	Pct.
1. <b>Denver</b>	<b>221-85-0 (.722)</b>	<b>15-4 (.765)</b>	<b>236-89-0</b>	<b>.726</b>
2. Pittsburgh	216-87-1 (.712)	16-7 (.696)	234-94-1	.713
3. Baltimore	100-43-1 (.698)	3-2 (.600)	103-45-1	.695
4. New England	201-104-0 (.659)	15-4 (.789)	216-108-0	.667
5. Minnesota	201-104-1 (.658)	8-5 (.615)	209-109-1	.657

**24 In A Row At Home** — The Broncos won 24 consecutive home games in the regular season from 1996-98, marking the third-longest such winning streak in NFL history.

### LONGEST REGULAR-SEASON HOME WIN STREAKS IN NFL HISTORY

Team	Years	Wins	Accomplishments
1. Miami	1971-74	27	Played in three consecutive Super Bowls, winning two (VII and VIII)
2. Green Bay	1995-98	25	Played in back-to-back Super Bowls, winning one (XXXI)
<b>3. Denver</b>	<b>1996-98</b>	<b>24</b>	<b>Won two Super Bowls (XXXII and XXXIII)</b>

**Perfect In Denver** — The Broncos' undefeated home finish in 1998 was the club's third in a row, making the Broncos only the fourth franchise in NFL history to complete three consecutive regular seasons at home without losing a game.

### MOST CONSECUTIVE UNDEFEATED HOME SLATES IN NFL HISTORY

Team	No.	Years	Records	Accomplishments
1. Green Bay	4	1929-32	5-0, 6-0, 8-0, 5-0-1	Won NFL title from 1929-31
<b>2. Denver</b>	<b>3</b>	<b>1996-98</b>	<b>8-0, 8-0, 8-0</b>	<b>Won Super Bowls XXXII and XXXIII</b>
Miami	3	1972-74	7-0, 7-0, 7-0	Won Super Bowls VII and VIII
Chicago Bears	3	1942-44	6-0, 5-0, 4-0-1	Won 1941 NFL Championship



More than 650,000 people descended on downtown Denver on Jan. 27, 1998, to salute the World Champion Broncos two days after their victory over Green Bay in Super Bowl XXXII in San Diego. A parade through the streets of the city culminated in a rally at Civic Center Park, where Colorado Governor Roy Romer and Denver Mayor Wellington Webb officially welcomed the Super Bowl champions home. A similar gathering was held a year later on Feb. 1, 1999, when the Broncos returned home from Miami after defeating Atlanta in Super Bowl XXXIII. Governor-elect Bill Owens and Mayor Webb joined the festivities to salute the back-to-back World Champs.

**DENVER TIED FOR THIRD IN NFL IN SUPER BOWL APPEARANCES** — The Broncos made their seventh Super Bowl appearance against Seattle on Feb. 2, 2014, and that total ties for fourth in NFL history behind Dallas (8) and Pittsburgh (8). Winners of back-to-back Super Bowls (XXXII and XXXIII), the Broncos are one of just seven franchises to “repeat” as World Champions.

#### MOST SUPER BOWL APPEARANCES, NFL HISTORY

Franchise	Appearances	Games (wins asterisked)	Record
1. Dallas Cowboys	8	V, VI*, X, XII*, XIII, XXVII*, XXXVIII*, XXX*	5-3
Pittsburgh Steelers	8	IX*, X*, XIII*, XIV*, XXX, XL*, XLIII*, XLV	6-2
3. Denver Broncos	7	XII, XXI, XXII, XXIV, XXXII*, XXXIII*, XLVIII	2-5
New England Patriots	7	XX, XXXI, XXXVI*, XXXVIII*, XXXIX*, XLII, XLVI	3-4
5. San Francisco 49ers	6	XVI*, XIX*, XXIII*, XXIV*, XXIX*, XLVII	5-1

**COMING BACK STRONGER** — The 1997-98 Broncos are one of only five teams to have posted a better record during the season following a Super Bowl victory.

#### SUPER BOWL CHAMPIONS TO POST BETTER RECORDS THE FOLLOWING SEASON

Team	Year	Record	Next Year's Rec.	Postseason Finish
New York Giants	2007	10-6	12-4	Lost NFC Divisional Game
Indianapolis Colts	2006	12-4	13-3	Lost AFC Divisional Game
Denver Broncos	1997	12-4	14-2	Won Super Bowl XXXIII
San Francisco 49ers	1988	10-6	14-2	Won Super Bowl XXIV
Pittsburgh Steelers	1974	10-3-1	12-2	Won Super Bowl X

**BRONCOS THE MOST VICTORIOUS FOR ANY THREE-YEAR PERIOD** — Denver's 34-19 victory over Atlanta in Super Bowl XXXIII gave it the most wins in a three-year period (46) and the second-most wins in a two-year period (33) in NFL history (regular season and playoffs).

#### NFL Record for Most Wins in a Three-Year Span

1. Denver Broncos, 46 wins (1996-98)
2. New England Patriots, 45 wins (2003-05)
- San Francisco 49ers, 45 wins (1988-90)
4. Dallas Cowboys, 44 wins (1992-94)
- Miami Dolphins, 44 wins (1971-73)

#### NFL Record for Most Wins in a Two-Year Span

1. New England Patriots, 34 wins (2003-04)
2. Denver Broncos, 33 wins (1997-98)
3. New England Patriots, 32 wins ('06-07, '07-08)
- San Francisco 49ers, 32 wins (1989-90)
- Miami Dolphins, 32 wins (1972-73)



## THE PAUL D. BOWLEN MEMORIAL BRONCOS CENTRE

On March 5, 1990, the Denver Broncos moved into the Paul D. Bowlen Memorial Broncos Centre, the state-of-the-art headquarters for the National Football League team located in Englewood, Colo.

The Broncos' facility—situated on 25.5 acres in the rapidly expanding Dove Valley Business Park in South Arapahoe County—is named for the Broncos owner's late father and is the culmination of Pat

Bowlen's desire to maximize a positive working environment for his football team, which captured back-to-back World Championships with victories in Super Bowls XXXII and XXXIII.

During the 2014 offseason, the Broncos invested over \$35 million to renovate its existing facility and construct an indoor practice facility adjacent to the team's current headquarters.

The ongoing 2014 capital improvement plan at Dove Valley, which will make the Broncos' headquarters one of the elite training facilities in all of professional sports, includes:

- Expanding the Paul D. Bowlen Memorial Broncos Centre by 15,890 square feet on the north end and renovating the lobby, media room and other existing infrastructure on the south side.
- Constructing a new commercial kitchen and cafeteria as well as new video operations and football technology offices.
- Adding more than 3,000 square feet of conference space along with several new offices and workspaces.
- Building a 115,000 square-foot indoor practice facility west of the current practice fields that includes an 85,000 square-foot field house as well as a 30,000 square-foot support space.
- Enhancing the new indoor full-length field with a locker room and football service area.
- Accompanying the field house with meeting spaces, a video production room and a Broncos retail outlet.
- Improving the training camp experience for fans by creating a larger public viewing area, including new ADA seating, adding additional parking and improving restroom facilities.



Rendering of the new renovations to the Paul D. Bowlen Memorial Broncos Centre.



**Above:** Construction of the new indoor facility west of the Paul D. Bowlen Memorial Broncos Centre.

**Below:** Rendering of the completed indoor practice facility with accommodations for fans during training camp.



## THE PAUL D. BOWLEN MEMORIAL BRONCOS CENTRE

There is ample practice space available for use by the Broncos on the three outdoor fields—two with natural grass surfaces and one with FieldTurf™, completed in June 2003. FieldTurf™ is a synthetic blade surface with a rubber and sand infill. Both of the grass fields have a unique design system that includes underground tubing to prevent the turf from freezing and thus allows the Broncos to practice year-round on unfrozen natural grass.

The new indoor practice facility, which is scheduled to be completed in November 2014, will enable the team to utilize a full-length field in a climate-controlled environment.

Outdoor practice fields.



Rendering of the full-length field in the new indoor practice facility.


The Broncos' strength and conditioning center is situated north of the Paul D. Bowlen Memorial Broncos Centre. The weight room, spanning approximately 9,000 square feet, along with the 18,000-square foot indoor turf field, affords the football team and its strength and conditioning staff one of the finest training facilities in the NFL.



The Broncos' weight room covers 9,000 square feet and houses an array of specialized equipment for the team to train with.

### DID YOU KNOW?

The Broncos' original headquarters consisted of a Quonset hut on Clay Street near Bears Stadium, the team's home field. In the mid-1960s, the franchise moved into a different facility at 5700 Logan Street in North Denver. The series of small buildings served as the club's home until the Paul D. Bowlen Memorial Broncos Centre in Englewood, Colo., was completed in 1990.







## PAT BOWLEN

### OWNER AND CEO

**P**at Bowlen enters his 31st year as Owner and Chief Executive Officer of the Denver Broncos in 2014, and his tenure of ownership is indelibly stamped as one of the most successful periods for any team in National Football League history.

The longest-tenured owner of a professional sports team in Colorado history and the only owner in NFL history to achieve 300 overall victories during his first 30 seasons, Mr. Bowlen presides over a franchise that is one of the crown jewels among NFL clubs. By any definition, the Broncos are at the pinnacle of professional sports franchises.

The Denver Broncos are the soul of the city, Mr. Bowlen serves as the owner and steward of this sterling franchise, and the legend of both team and owner are marked by achievement and success at every level. Whether judged by the measure of wins and championships, attendance, national television exposure, or by his and the Broncos' reputation locally and throughout the NFL, there are few parallels in the world of professional sports.

The Broncos have grown from being Denver's first major league franchise in 1960 to Colorado's state religion, and Mr. Bowlen's culture of winning and integrity has permeated the Rocky Mountain region.

Three consecutive AFC West Division titles (2011-13) for the first time in team history and an appearance in Super Bowl XLVIII have invigorated an organization where the standard is to be the best. The team continues to aggressively pursue a third World Championship to add to its winning tradition, and Mr. Bowlen's commitment to that goal is unwavering.

His status and reputation as an owner were recognized within the state in 2007 when Mr. Bowlen was inducted into the Colorado Sports Hall of Fame. Most recently, he received the 2013 Mizel Institute Community Enrichment Award, the region's most prestigious philanthropic accolade, for his community leadership and unwavering commitment to the city of Denver and state of Colorado.

Mr. Bowlen has fashioned a powerful reputation among his peers as a bold, dynamic leader who is single-minded in his pursuit of excellence, whether representing the Broncos, the city of Denver, the state of Colorado or the National Football League. He presides over a franchise that by any standard has been one of the NFL's most successful in his three decades of club ownership (1984-present).

Mr. Bowlen's six Super Bowl appearances, including back-to-back World Championships following the 1997-98 seasons, are tied for the most by an owner in NFL history. Denver's 11 division titles since 1984 are more than all but three NFL clubs, and its 25 seasons with a .500 or better record during that span are easily the most in the league.

Denver is the only team to post at least 90 wins in each of the last three decades, and the franchise's 307 overall victories under Mr. Bowlen (1984-pres.) rank third in the NFL (2nd in the AFC) during that span.

In addition, Denver's 302 national television appearances under Mr. Bowlen are the most in the league. That total includes a league-high 171 prime-time games as well as 127 appearances as part of network doubleheaders.

For many years, Mr. Bowlen's reputation as an outstanding owner has been well known nationally as he is held in the highest regard by fans, players, coaches, his peers and NFL executives. In 1987, he finished second in The Sporting News Executive of the Year balloting. In December 2000, ESPN conducted a fan poll asking which NFL owner would be the best for which to play. Mr. Bowlen finished first among all NFL owners with 44.7 percent of the more than 60,000 votes cast.

Pat Bowlen was introduced as the majority owner of the Denver Broncos on March 23, 1984, and that announcement triggered a new era in franchise history. Mr. Bowlen and the Bowlen family acquired 100 percent ownership of the Broncos in July 1985, and currently his brother John Bowlen owns a minority interest in the Broncos.

Mr. Bowlen immediately put his own mark on the Broncos, establishing a solid administration and creating a positive atmosphere that was a major factor in the team's success both on and off the field.

Champions are built from the top, and Pat Bowlen is a model of leadership in the scope of his drive and commitment. "I want us to be number one in everything," Mr. Bowlen has often said in

a recurring theme that marks his management style. Everyone knows that it is the owner who provides the financial backing that is integral to a championship team, but many fans are unaware that much of the heart, soul and drive of this championship organization come directly from Pat Bowlen.

He has made all of his managerial moves with one goal in mind—to aggressively position the Denver Broncos for another Super Bowl championship. No one sets higher standards for the Broncos than Pat Bowlen himself, whose goals have always been to have his franchise regarded among the finest in pro sports with victory being the measuring stick for that success.

Thus, the ultimate goal of this dynamic and energetic owner remains firmly set on repeating the World Championship seasons of 1997 and 1998.

**Below is a summary of the Denver Broncos' success during Mr. Bowlen's ownership (1984-2013):**

- The Denver Broncos won back-to-back World Championships in 1997 (Super Bowl XXXII vs. the Green Bay Packers 31-24) and 1998 (Super Bowl XXXIII vs. the Atlanta Falcons 34-19).

- Denver became the sixth NFL franchise to win back-to-back Super Bowls, joining Green Bay, Miami, Pittsburgh (twice), San Francisco and Dallas. The Broncos became the first AFC team to do it in two decades.

- When the Broncos won Super Bowl XXXII, they were the first AFC team to win in 14 years and just the second wild card team to win a Super Bowl under the NFL's present playoff system.

- The Broncos own AFC Championships under Pat Bowlen in 1986, 1987, 1989, 1997, 1998 and 2013.

- Denver was the only AFC franchise to make three Super Bowl appearances in the 1980s.

- Denver ranks first in the NFL in second in the NFL in regular-season wins (289), third in overall wins (307), second in Super Bowl appearances (6), fourth in conference championship game appearances (8) and tied for third in playoff appearances (16).

- The Broncos have dominated the AFC Western Division by posting more division titles (11), conference championship game appearances (8) and Super Bowl appearances (6) than any other club in the division.

- In addition to winning 11 division titles, Mr. Bowlen's franchise has had regular-season win totals of 14, 13 (five times), 12 (twice), 11 (four times) and 10 (three times). Fifteen of the 16 best years in team history have come during Mr. Bowlen's ownership.

- The Broncos won an NFL-record seven postseason games in a two-year period (1997-1998).

- The Broncos had 33 wins over a two-year period (1997-1998), at that time the most in NFL history.

- The Broncos had an NFL-record 46 wins over a three-year period (1996-1998).

- The Broncos became the second team in modern NFL history to go undefeated during regular-season play at home for three consecutive seasons (1996-1998).

- His 1997-1998 teams performed the astonishing feat of going nearly an entire calendar year without a defeat (12/15/97-12/13/98), at that time a league-record 18 consecutive wins.

- In 1998, Denver won a franchise-record 17 games (14 in the regular season), including a 13-0 start that resulted in Denver going nearly an entire calendar year without a loss.

- The Broncos have the best home record (186-71 / .724) in pro football over the past 30 years.

- The Broncos have had an NFL-low five losing seasons compared to their 18 winning seasons.

- In Mr. Bowlen's 30 years of ownership, the Broncos have played 32 postseason games, all of which have been sold out.

- The Broncos have sold out every game during Mr. Bowlen's ownership for a streak of 257 consecutive games (regular season and postseason) that is the third-longest active streak in the league.

- Denver has led the NFL in attendance during Mr. Bowlen's 30-year period as owner. The Broncos have drawn nearly 20 million fans to their home games from 1984-2013, marking the highest total in the NFL.

- Mr. Bowlen ushered in a new era in Denver Broncos football history in 2001 when the state-of-the-art Sports Authority Field at Mile High opened. Mr. Bowlen contributed more than \$150 million to the construction of the new stadium and helped fund a \$30 million upgrade during the 2013 offseason.

- He was responsible for the Broncos' headquarters, the Paul D. Bowlen Memorial Centre, a more than 100,000 square foot modern office and training facility located on the team's 13.5 acre complex in Dove Valley, Arapahoe County. The facility is named after Pat Bowlen's father, and the Broncos moved into the building on March 5, 1990. This past offseason, the facility underwent \$38 million in renovations and construction, including the addition of a state-of-the-art indoor practice facility.

- Mr. Bowlen has worked closely with the Broncos' personnel department in maintaining the club's roster in the era of free agency that has resulted in unprecedented player stability.
- In addition to his role with the Broncos, Mr. Bowlen was a key figure in securing the league's labor and TV contracts. He served as co-chair of the powerful NFL Management Council Executive Committee from 2001-11 and formerly chaired the prestigious NFL Broadcasting Committee. He also has served on the NFL Compensation Committee, the NFL Network Committee, the Pro Football Hall of Fame Committee and Los Angeles Working Group Committee.

- In his role as Chair of the NFL Broadcast Committee, Mr. Bowlen was responsible for the negotiations on the NFL's \$18 billion TV contract, the most lucrative single-sport contract in history.

Pat Bowlen was born in Praise du Chien, Wis., where he attended high school. He went on to the University of Oklahoma, earning degrees in both business (1965) and law (1968). After successful careers in oil, gas and real estate, he purchased the Denver Broncos in 1984.

He is chairman of the board of Denver Broncos Charities and in that capacity has donated more than \$25 million to charitable organizations in the Denver area since the inception of that fund in 1993. Mr. Bowlen also served as the Honorary Chairman of the Colorado Special Olympics for 19 years and was the organization's Outstanding Celebrity in 1993.

In addition, Mr. Bowlen has served as the Honorary Chairman of the Stadium Stampede (formerly the Colorado Family Classic) to benefit St. Joseph's Hospital Foundation for 30 years, and this is his 20th year as Honorary Chairman of the Capuchin Friars Brown Robe Benefit fundraising dinner. He also chaired the 1989 Centennial Scholarship rally at the University of Northern Colorado in Greeley and was Co-Chairman of the Rose Medical Center Critical Care Campaign from 1986-89.

Mr. Bowlen was elected to the University of Denver Board of Trustees in 1987 and the Colorado Academy Board of Trustees in 1991. His previous DU committee memberships also included the Athletic Affairs Committee, the Institutional Advancement Committee and the Institutional Advancement/University Relations subcommittee.

A former member of the Young President's Organization, Mr. Bowlen was a member of the American Ireland Fund Dinner Committee for 22 years and Trustee for the Irish Community Center for 11 years.

Mr. Bowlen maintains an active lifestyle and exercises extensively as part of his daily regimen. He has competed in the Ironman Triathlon—an event in which one must swim 2.4 miles, ride 112 miles on a bicycle and run 26.2 miles, all consecutively—as well as in other triathlon races and several marathons.

## THE BOWLEN ERA

RANKS AMONG NFL OWNERS (1984-2013)

### REGULAR-SEASON WINS

<b>Pat Bowlen, Den.</b> . . . . .	<b>289</b>
Dan Rooney, Pit. . . . .	250
Tom Benson, N.O. . . . .	246
Alex Spanos, S.D. . . . .	231

### WINNING SEASONS

<b>Pat Bowlen, Den.</b> . . . . .	<b>18</b>
Dan Rooney, Pit. . . . .	18
Robert Kraft, N.E. . . . .	17
Bud Adams, Hou/Ten, Lamart Hunt, K.C. . . . .	14

### DIVISION TITLES

Robert Kraft, N.E. . . . .	14
Dan Rooney, Pit. . . . .	12
<b>Pat Bowlen, Den.</b> . . . . .	<b>11</b>
Virginia Halas McCaskey, Chi. . . . .	10

### PLAYOFF WINS

Robert Kraft, N.E. . . . .	21
<b>Pat Bowlen, Den.</b> . . . . .	<b>18</b>
Dan Rooney, Pit. . . . .	18
Edward DeBartolo Jr., S.F. . . . .	18

### CONFERENCE CHAMPIONSHIPS

<b>Pat Bowlen, Den.</b> . . . . .	<b>6</b>
Robert Kraft, N.E. . . . .	6
Edward DeBartolo Jr., S.F. . . . .	4
Dan Rooney, Pit./ Ralph Wilson Jr., Buf. . . . .	4

### SUPER BOWL WINS

Edward DeBartolo Jr., S.F. . . . .	4
Robert Kraft, N.E. . . . .	3
Jerry Jones, Dal. . . . .	3
<b>Pat Bowlen, Den. (tied w/2 others)</b> . . . . .	<b>2</b>





# PAT BOWLEN ERA MARKED BY ACHIEVEMENT

## NFL COMPARISON (1984-2013)

### FEWEST LOSING SEASONS

<b>Denver</b> .....	5
Baltimore .....	6
Green Bay .....	7
Houston .....	7
New England .....	7
Pittsburgh .....	7

### NUMBER OF REG. SEASON WINS

San Francisco .....	295
<b>Denver</b> .....	289
New England .....	284
Pittsburgh .....	280
Green Bay .....	271

### DIVISION TITLES

New England .....	14
San Francisco .....	13
Pittsburgh .....	12
<b>Denver</b> .....	11
Chicago .....	10
Indianapolis .....	10

### PLAYOFF APPEARANCES

San Francisco .....	19
New England .....	17
<b>Denver</b> .....	16
Green Bay .....	16
Indianapolis .....	16
Philadelphia .....	16
Pittsburgh .....	16

### PLAYOFF GAMES

San Francisco .....	39
New England .....	38
Pittsburgh .....	33
<b>Denver</b> .....	32
Green Bay .....	31

### CONF. CHAMPIONSHIP GAMES

San Francisco .....	11
New England .....	10
Pittsburgh .....	9
<b>Denver</b> .....	8

### SUPER BOWL APPEARANCES

New England .....	7
<b>Denver</b> .....	6
N.Y. Giants .....	5
San Francisco .....	5
Buffalo .....	4
Pittsburgh .....	4

### WORLD CHAMPIONSHIPS

San Francisco .....	4
N.Y. Giants .....	4
Dallas, New England .....	3
<b>Den., Pit., Was., G.B.</b> .....	2

## AFC WEST COMPARISON (1984-2013)

### DIVISION TITLES

<b>Denver</b> .....	11
San Diego .....	7
Oakland/L.A. Raiders .....	5
Kansas City .....	5

### REG. SEASON DIVISIONAL WINS

<b>Denver</b> .....	132
Kansas City .....	115
Oakland/L.A. Raiders .....	98
San Diego .....	96

### DENVER WINS VS. AFC WEST

vs. San Diego .....	37
vs. Kansas City .....	36
vs. Oakland/L.A. Raiders .....	35

### FEWEST LOSING SEASONS

<b>Denver</b> .....	5
Kansas City .....	12
San Diego .....	12
Oakland/L.A. Raiders .....	14

### NUMBER OF REG. SEASON WINS

<b>Denver</b> .....	289
Kansas City .....	242
San Diego .....	231
Oakland/L.A. Raiders .....	219

### PLAYOFF APPEARANCES

<b>Denver</b> .....	16
Kansas City .....	12
San Diego .....	9
Oakland/L.A. Raiders .....	8

### PLAYOFF GAMES

<b>Denver</b> .....	32
San Diego .....	16
Kansas City .....	15
Oakland/L.A. Raiders .....	14

### CONF. CHAMPIONSHIP GAMES

<b>Denver</b> .....	8
Oakland/L.A. Raiders .....	3
San Diego .....	2
Kansas City .....	1

### SUPER BOWL APPEARANCES

<b>Denver</b> .....	6
Oakland/L.A. Raiders .....	1
San Diego .....	1
Kansas City .....	0

### WORLD CHAMPIONSHIPS

<b>Denver</b> .....	2
Kansas City .....	0
Oakland/L.A. Raiders .....	0
San Diego .....	0

## PAT BOWLEN ERA (1984-2013)

**One of NFL's Best Under Bowlen** — The Broncos have posted the second-most wins (289) in the entire NFL since 1984 under the ownership of Pat Bowlen.

### MOST REGULAR-SEASON WINS IN THE NFL, 1984-2013

TEAM	W	L	T	PCT.
1. San Francisco 49ers	295	182	2	.618
<b>2. Denver Broncos</b>	<b>289</b>	<b>189</b>	<b>1</b>	<b>.604</b>
3. New England Patriots	284	195	0	.593
4. Pittsburgh Steelers	280	198	1	.586
5. Green Bay Packers	271	206	2	.568
6. New York Giants	267	211	1	.558
7. Philadelphia Eagles	261	214	4	.549
8. Chicago Bears	259	220	0	.541
9. Miami Dolphins	258	221	0	.539
10. Indianapolis Colts	253	226	0	.528
11. Minnesota Vikings	251	227	1	.525
12. Dallas Cowboys	250	229	0	.522
13. Tennessee Titans	248	231	0	.518
14. New Orleans Saints	246	233	0	.514
15. Seattle Seahawks	245	234	0	.511
16. Kansas City Chiefs	242	235	2	.507
17. Washington Redskins	234	244	1	.490
18. San Diego Chargers	231	248	0	.482
19. Buffalo Bills	227	252	0	.474
20. New York Jets	224	254	1	.469
21. Oakland Raiders	219	260	0	.457
22. Atlanta Falcons	213	264	2	.447
23. St. Louis Rams	210	268	1	.439
24. Cincinnati Bengals	203	275	1	.425
25. Tampa Bay Buccaneers	195	284	0	.407
26. Arizona Cardinals	185	293	1	.387
27. Detroit Lions	179	299	1	.375
28. Cleveland Browns#	170	260	1	.396
29. Baltimore Ravens^	158	129	1	.550
30. Carolina Panthers*	144	160	0	.474
Jacksonville Jaguars*	144	160	0	.474
32. Houston Texans%	79	113	0	.411

\* - Began play in 1995; ^ - Began play in 1996; # - Includes 1984-95; '99-2008; % - Began play in 2002

**National Television Exposure** — The Broncos have appeared in 302 nationally televised games during Pat Bowlen's 30 seasons of ownership (1984-2013).

### BRONCOS NATIONALLY TELEVIEWED GAMES, 1984-2013

TYPE	NO.
National Doubleheader Games	127
Monday Night Games	53
Sunday Night Games	37
Postseason Games	32
Preseason Games	28
Saturday/Other Prime-Time Games	21
Thanksgiving Day Games	4
<b>TOTAL</b>	<b>302 Nationally Televised</b>

**JOE ELLIS****PRESIDENT**

Joe Ellis enters his fourth season as President of the Denver Broncos in 2014, a year that marks his 20th season with the franchise. Named the Broncos' President on Jan. 5, 2011, Ellis owns extensive experience and expertise at both the club and league level through his 27 seasons working in the NFL.

In his current position as team president, Ellis operates atop the Broncos' management structure and has primary responsibility for the organization. He holds an integral role with the Broncos due to his substantial involvement with regard to ownership, business and football matters.

Having worked with Owner and Chief Executive Officer Pat Bowlen for nearly three decades, Ellis has been entrusted with substantial authority regarding all aspects of the Broncos.

Ellis' leadership skills and business knowledge have helped the Broncos strengthen their reputation as one of the most successful and fan-friendly franchises in all of professional sports. He has earned significant recognition from his peers and throughout the Rocky Mountain Region for the Broncos' emphasis on community involvement and civic responsibility.

Calling Colorado his home for more than 20 years, Ellis brings a comprehensive understanding of what the Denver Broncos mean to the state and surrounding community. The team has continued its positive presence and impact in the region during Ellis' tenure with the team, consistently ranking among the NFL leaders in overall fan satisfaction.

Under Ellis' direction, the Broncos enter the 2014 season positioned at or near the top of the NFL in numerous key areas, including on-field success, local popularity, national prominence, attendance, philanthropic involvement and local television ratings. The club also has made its gameday experience a priority under Ellis, embracing innovation and technology to improve fan engagement.

Ellis worked to secure a \$30 million investment in Sports Authority Field at Mile High during the 2013 offseason that increased the size of its scoreboard by three times while enhancing all stadium audio/visual elements, suites and concourses. Additionally, the Broncos broke ground on major expansions and renovations at their Dove Valley headquarters in 2014, including the construction of a state-of-the-art indoor practice facility.

Widely respected within the NFL and the sports industry, Ellis has cultivated strong relationships both locally with community leaders as well as nationally with key league executives and business partners. He has established a solid structure at the top of the organization along with an overall direction that has poised the Broncos for sustained success both on and off the field.

Ellis worked closely with Mr. Bowlen to hire Executive Vice President of Football Operations/General Manager John Elway in January 2011, bringing back the Broncos' Hall of Fame quarterback and giving him the responsibility of building a championship football team. He maintains daily communication with Elway as well as Head Coach John Fox regarding all football matters.

Ellis' numerous responsibilities with the club's business operations include overseeing its financial management, marketing and sales, media relations, community relations, ticket operations, facilities and administrative efforts. He also owns comprehensive experience in the areas of stadium operations and personnel management.

A driving force behind the opening of Sports Authority Field at Mile High in 2001, Ellis oversees Stadium Management Company (SMC), which operates and manages the state-of-the-art facility. During his participation in all aspects of the stadium's administration and development, he has worked very closely with important members of the political, business and civic communities that comprise the cultural fabric of Denver.

Before he was named team president, Ellis spent 2008-10 as the Broncos' chief operating officer and 1998-2007 as the club's executive vice president of business operations. He began his 20-year relationship with the Broncos in 1983 as their director of marketing, leading the club's marketing and promotional efforts for three seasons.

Ellis left the Broncos following the 1985 season to obtain his master's degree from the J.L. Kellogg School of Management at Northwestern University. He graduated from Northwestern in 1988 and joined the NFL in 1990 as vice president of club administration and stadium management.

With the NFL, Ellis was involved in several aspects of league operations with a strong focus on new stadium development. Most notably, he held a vital role in the league's oversight of the Cleveland Browns' successful re-entry into the NFL in 1999.

Ellis worked closely with Roger Goodell during his time at the league office, building a strong professional association and friendship with the future NFL commissioner.

A representative of the Broncos on numerous boards and civic organizations in the metropolitan area, Ellis received his bachelor's degree from Colorado College in 1980.

Joe and his wife, Ann, have three children: sons Si and Zander, and daughter Catherine.

**JOHN ELWAY****EXECUTIVE VICE PRESIDENT OF FOOTBALL OPS./  
GENERAL MANAGER**

**J**ohn Elway, a dynamic leader with experience guiding organizations to World Championships as both a player and executive, enters his fourth season with the Broncos in 2014 as the club's Executive Vice President of Football Operations/General Manager. He was named to his current position by Owner Pat Bowlen on Jan. 5, 2011.

Inducted into the Pro Football Hall of Fame following a magnificent 16-year career as a quarterback with the Broncos from 1983-98 that included five Super Bowl appearances and two World Championships, Elway is responsible for overseeing all football operations for the Broncos. He directs all aspects of the team's player acquisition process, including college scouting research related to the NFL Draft along with pro personnel efforts related to free agency and trades.

Bringing a competitive and experienced football acumen to Dove Valley, Elway has infused the club's football operations with a winning culture and a positive approach toward building a championship team. He holds final say on all football-related matters while reporting directly to Bowlen and President Joe Ellis.

Elway's vision and aggressive approach toward free agency and the NFL Draft have guided the Broncos' unprecedented progress in his three seasons as the club's lead football executive. Inheriting a Broncos team that finished 4-12 in 2010, Elway oversaw an improvement to an 8-8 mark and an AFC West title in 2011 followed by consecutive 13-3 records and AFC No. 1 seeds from 2012-13.

Denver has totaled the third-most overall wins (37-17, .685) in the NFL in its three seasons under Elway while posting three consecutive AFC West titles for the first time in team history. The Broncos have been among the NFL's most active clubs in improving their roster under Elway, utilizing the NFL Draft, free agency, trades and waiver acquisitions to assemble a championship-caliber team.

Entering 2014, Elway has made several bold upgrades to a Broncos team that owns the league's best overall winning percentage (.778, 28-8) during the last two seasons. A trio of Pro Bowlers—DeMarcus Ware, Aqib Talib and T.J. Ward—were signed to upgrade Denver's defense while up-and-coming wide receiver Emmanuel Sanders was added to the Broncos' record-setting offense.

During his three seasons as an executive, Elway is the only general manager in the NFL who acquired a future Associated Press All-Pro through the NFL Draft (linebacker Von Miller – 2011), street free agency (quarterback Peyton Manning – 2012) and unrestricted free agency (guard Louis Vasquez – 2013). Of Denver's 29 selections made in Elway's four years leading its NFL Draft preparations, 25 of them remain on the roster, including two who have already earned Pro Bowl honors (Miller, 2011-12 and tight end Julius Thomas, 2013).

Additionally, five college free agents during the last three years have appeared on the club's active roster, including cornerback Chris Harris Jr., who in 2013 was named the NFL's Most Underrated Player by CBSSports.com.

The Broncos' 2013 squad, more than 90 percent comprised of players acquired or re-signed by Elway, advanced to Super Bowl XLVIII to mark Denver's first Super Bowl appearance in 15 years. Manning, who was signed by Elway on March 20, 2012, set NFL single-season records for touchdown passes (55) and passing yards (5,477) to earn his fifth Most Valuable Player Award from the Associated Press.

The Broncos' 2013 offense, which was the highest-scoring (606 pts.) unit in league history, received key contributions from unrestricted free agent acquisitions Vasquez (first-team AP All-Pro) and wide receiver Wes Welker (career-high 10 TD receptions). Rookie running back Montee Ball, selected by the Broncos in the second round of the 2013 NFL Draft, also was a pivotal part of the Broncos' playoff push, posting the second-best rushing average (6.5 avg., 52-337) in the NFL during the final six weeks of the season.

Linebacker Danny Trevathan, a sixth-round pick by Elway in 2012, led the club with 124 tackles in 2013 while defensive tackle Terrance Knighton, an unrestricted free agent addition, anchored the Broncos' Top-10 rushing defense.

The Broncos' 2012 campaign, which included 11 consecutive victories by at least seven points to end the regular season, was marked by Elway's acquisition of Manning, who finished the year as runner-up for league MVP and was named Comeback Player of the Year by the Associated Press. The first executive in the Super Bowl era to lead a four-win improvement and deliver a division title in each of his first two years with a team, Elway was recognized nationally by finishing second in The Sporting News' 2012 Executive of the Year voting.

Miller, who became Elway's first draft pick as an NFL executive when he selected the pass rusher



with the No. 2 overall pick in 2011, was one of seven Broncos to make the Pro Bowl in 2012, marking the club's highest such total in 11 seasons. The defense also received contributions from second round draft pick Derek Wolfe, who became the 13th defensive lineman in NFL history to start every game and have at least six sacks as a rookie.

During his first year in his new role, Elway immediately made his mark as an NFL executive by guiding the Broncos to an historic turnaround in 2011. He assembled a team that became only the third since the 1970 NFL merger to win its division and a playoff game with a new head coach following four or fewer wins the previous season.

His first NFL Draft class in 2011, which included AP NFL Defensive Rookie of the Year Miller and tackle Orlando Franklin, produced the second-most starts (56) in the league that season. Free-agent running back Willis McGahee earned Pro Bowl recognition after leading the NFL's top rushing offense with 1,199 rushing yards.

Elway's initial decision leading the Broncos' football operations was hiring widely respected NFL veteran John Fox as the 14th head coach in team history on Jan. 13, 2011. Fox proved to be the perfect fit for the Broncos, finishing third in the Associated Press' NFL Coach of the Year voting after helping the franchise earn its first AFC West title and playoff victory in six seasons.

In 2010, Elway worked for the Broncos as a consultant on various initiatives after gaining a substantial amount of football operations experience during eight years as co-owner and chief executive officer of the Arena Football League's Colorado Crush (2002-09). He ran the day-to-day operations of the Crush from its founding in June 2002, leading the club to an ArenaBowl championship just three years later.

Elway was heavily involved in the Crush's business operations, including marketing, promotions and sponsorships, with his efforts resulting in the club being recognized as a premier franchise on and off the field. He was named AFL Executive of the Year in 2003, a season in which the Crush won the Commissioner's Award presented annually to the most outstanding AFL franchise, and was honored as co-recipient of the 2005 Founders Award for his contributions to the AFL and its growth.

During his time with the Crush, Elway worked closely with Bowlen, who served as one-third owner of the franchise beginning with its inception. He held various committee assignments, including working as co-chair of the AFL's competition committee and chairman of the league's executive committee beginning in 2007.

After the Crush struggled through a 2-14 inaugural season, Elway turned the fortunes of the team around by hiring Mike Dailey as its new head coach. The Crush compiled a 46-34 (.575) mark under Dailey from 2004-08, including a 6-3 record in the postseason, and captured two Central Division titles (2005-06) during his tenure.

The pinnacle of Elway's time with the Crush came in 2005 when the club won ArenaBowl XIX in just its third year of existence by defeating the Georgia Force 51-48 in the championship game.

The starting quarterback for the Broncos in an NFL-record five Super Bowls, Elway capped off his tenure as a player for the organization in 1998 by winning Most Valuable Player honors in Super Bowl XXXIII after leading the Broncos to their second consecutive World Championship. He retired as the all-time winningest starting quarterback in NFL history with a career mark of 148-82-1 (.643) while finishing with the second-most passing yards (51,475) and third-most passing touchdowns (300) in league annals.

Always driven by pressure, Elway directed the Broncos on a league-record 47 fourth-quarter or overtime, game-winning or game-saving drives in his legendary career. He also earned a franchise-record nine Pro Bowl selections and was named the Associated Press' NFL's Most Valuable Player in 1987.

A 1999 inductee into the Denver Broncos Ring of Fame, Elway was enshrined into the Pro Football Hall of Fame in 2004.

He graduated from Stanford University with a bachelor's degree in economics while concluding his collegiate playing career with five major NCAA Division I-A records and nine major Pacific-10 Conference marks. As a senior, Elway was a consensus All-American and finished second in the Heisman Trophy balloting in addition to setting virtually every Pac-10 and Stanford career passing record en route to being the No. 1 overall selection in the 1983 NFL Draft.

A highly touted athlete from Granada Hills High School (Calif.), Elway also played baseball (outfielder/pitcher) at Stanford and was twice selected in the Major League Baseball Draft (18th round by Kansas City in 1979 and 2nd round by the New York Yankees in 1981). He was named the Yankees' top prospect by Baseball America and played outfield for the club's short-season Single-A affiliate Oneonta Yankees (N.Y.) in the summer of 1982.

Elway's late father, Jack, retired from the Broncos in 2000 after seven years with the club, including the last five as the team's director of pro scouting. Born June 28, 1960, John is married (Paige) and has four children: daughters Jessica Gwen (28), Jordan Marie (26) and Juliana (22), and son Jack (24).



**JOHN FOX**

**HEAD COACH**

**J**ohn Fox, one of the NFL's most experienced and respected head coaches, enters his fourth season with the Broncos in 2014 after being named the 14th head coach in franchise history on Jan. 13, 2011. Fox, who has coached multiple Super

Bowl teams and ranks 33rd in NFL history with 115 career wins, joined the Broncos after spending the previous nine seasons (2002-10) as head coach of the Carolina Panthers.

A proven leader known for his positive, energetic coaching style, Fox has appeared in three Super Bowls during his NFL coaching career, including two as a head coach. In leading Denver to Super Bowl XLVIII in 2013 and Carolina to Super Bowl XXXVIII in 2003, he became just the sixth head coach in league history to guide two different clubs to a Super Bowl.

He has coached 33 players to a total of 63 Pro Bowl selections, including Pro Football Hall of Fame defensive end Michael Strahan and defensive back Rod Woodson. He has also coached perennial All-Pros such as quarterback Peyton Manning, cornerback Champ Bailey, safety Brian Dawkins and defensive end Julius Peppers.

In three years under Fox, the Broncos rank third in the NFL with 37 total victories (37-17, .685) and have captured three consecutive AFC West Division titles for the first time in team history. One of just five head coaches in league history to win at least three consecutive division crowns to start his tenure with a club, Fox owns a 15-4 (.789) overall record against AFC West opponents during the last three seasons that is the NFL's third-best divisional record during that span.

Fox's adaptability has allowed the Broncos to flourish in many different circumstances, from featuring the league's No. 1 rushing attack (164.5 ypg) in 2011 to thriving under Manning, a five-time NFL MVP, and a record-setting passing offense from 2012-13.

His 2013 Broncos posted a 13-3 record to earn the AFC's No. 1 seed for the second consecutive season en route to making the club's first Super Bowl appearance in 15 years. Denver set NFL single-season records for points (606) and net passing yards (5,444) while registering the second-most total yards (7,317) in league annals.

In his second year with the Broncos in 2012, Fox led the club to a 13-3 record and the top conference seed while earning his 100th career victory in the club's regular-season finale.

The Broncos ended the 2012 regular season in dominant fashion under Fox, recording 11 consecutive wins by at least seven points to becoming the third team in NFL history to accomplish that feat. Posting an undefeated record in AFC West play for just the second time in club history, the Broncos were the only NFL team to finish in the Top 5 in both total offense (4th) and total defense (2nd).

He became the 10th coach in NFL history to deliver a division title in each of his first two years and just the third individual to accomplish that feat after inheriting a team that finished with a losing record the previous season.

During his initial campaign with Denver in 2011, Fox led the Broncos to their first AFC West title and playoff victory in six years en route to finishing third in the Associated Press' NFL Coach of the Year voting. He became only the third head coach since the 1970 NFL merger to lead a team to a division title and playoff victory in his first year with a franchise after inheriting a club that won four or fewer games the previous year.

**COACHING EXPERIENCE**

*26th NFL Season (4th with Broncos)*

<b>Denver Broncos</b>	
Head Coach.....	2011-14
<b>Carolina Panthers</b>	
Head Coach.....	2002-10
<b>New York Giants</b>	
Defensive Coordinator.....	1997-2001
<b>St. Louis Rams</b>	
Consultant.....	1996
<b>Los Angeles/Oakland Raiders</b>	
Defensive Coordinator.....	1994-95
<b>San Diego Chargers</b>	
Secondary.....	1992-93
<b>Pittsburgh Steelers</b>	
Secondary.....	1989-91
<b>University of Pittsburgh</b>	
Defensive Coordinator/Secondary.....	1986-88
<b>Los Angeles Express (USFL)</b>	
Secondary.....	1985
<b>Iowa State University</b>	
Secondary.....	1984
<b>University of Kansas</b>	
Secondary.....	1983
<b>University of Utah</b>	
Secondary.....	1982
<b>Long Beach State</b>	
Secondary.....	1981
<b>Boise State University</b>	
Secondary.....	1980
<b>U.S. International University</b>	
Assistant Coach.....	1979
<b>San Diego State University</b>	
Graduate Assistant.....	1978

## FOX AMONG ACTIVE CAREER LEADERS IN WINS

### MOST OVERALL WINS AMONG ACTIVE NFL COACHES

HEAD COACH	REG. SEASON	POSTSEASON	TOTAL
1. Bill Belichick, Cle/N.E.	199	18	217
2. Tom Coughlin, Jac./NYG	158	11	169
3. Jeff Fisher, Ten./Stl.	157	5	162
4. Andy Reid, Phi./K.C.	141	10	151
5. <b>John Fox, Car./Den.</b>	<b>107</b>	<b>8</b>	<b>115</b>

Fox guided the Broncos to six consecutive victories following a 1-4 start on their way to capturing the AFC West title along with a playoff win against the defending-AFC Champion Pittsburgh Steelers. Showing great resiliency, the Broncos tied an NFL record by winning six games when trailing or tied entering the fourth quarter.

Fox's 2011 Broncos were led by an offense that averaged a club-record and NFL-best 164.5 rushing yards per game along with a defense that posted the club's highest sack total (41) in 10 years. He worked with six players who went to the Pro Bowl, including linebacker Von Miller, who was named Associated Press NFL Defensive Rookie of the Year while leading a Denver rookie class that totaled the second-most starts (56) in the league.

Before joining the Broncos, Fox compiled a 73-71 (.507) regular-season record with the Panthers during his nine years as head coach. He led Carolina to three 11-win campaigns, two NFC South Division titles and three playoff appearances.

Carolina went 5-3 in the postseason under Fox, appearing in two NFC Championship Games and one Super Bowl (XXXVIII during the 2003 season). His teams won four playoff road games, a total that ranks third in NFL history behind Pro Football Hall of Fame coaches Tom Landry (7, Dallas) and Joe Gibbs (5, Washington).

Fox's defenses ranked among the top eight in the league during five of his nine seasons in Carolina while registering an NFC-high 299 takeaways (3rd in NFL). He was instrumental in improving the Panthers' defense from its last-place ranking in 2001 to No. 2 (290.4 ypg.) during his initial season as the only defensive unit since the 1970 NFL merger to accomplish that feat.

Carolina's defensive upgrade was central to Fox's transformation of the 1-15 team he inherited following the 2001 season to the 7-9 squad he guided in 2002. That improvement marked the third-best first-year coaching turnaround in NFL history (Bobby Ross, 1992; Jim Haslett, 2000).

His 2003 team finished 11-5 and captured the NFC South crown en route to advancing to Super Bowl XXXVIII, where Carolina lost to New England 32-29. Fox joined Vince Lombardi and Bill Parcells as the only coaches in NFL history to inherit a one-win team and lead it to the postseason in just two years.

Carolina's second NFC Championship Game appearance in a span of three seasons came in 2005 after the Panthers finished with the NFL's third-ranked defense (282.6 ypg.) and earned a road win against Atlanta in their season finale to qualify for the playoffs. Fox's team won two more road games in the postseason, shutting out New York, 23-0, and defeating Chicago, 29-21, before losing to the Seahawks in the conference championship game in Seattle.

Fox also guided teams with dynamic offensive identities as Carolina produced four individual 1,000-yard rushing seasons (DeAngelo Williams-2, Stephen Davis-1, Jonathan Stewart-1) and seven individual 1,000-yard receiving outputs (Steve Smith-4, Muhsin Muhammad-3) during his nine years with the Panthers. Carolina consistently fielded one of the NFL's best rushing attacks under Fox, including a seven-year stretch from 2003-09 when it placed 10th in the league in rushing

## FOX JOINS AN ELITE GROUP

### COACHES TO WIN DIVISION TITLES IN FIRST THREE YEARS WITH A TEAM

HEAD COACH	TEAM	YEARS	PREV. REC. (DIV. FIN.)
Chuck Knox*	L.A. Rams	1973-77 (5)	6-7-1 (3rd)
Ted Marchibroda	Baltimore	1975-77 (3)	2-12 (5th)
Barry Switzer	Dallas	1994-96 (3)	12-4 (1st)
Norv Turner	San Diego	2007-09 (3)	14-2 (1st)
<b>John Fox</b>	<b>Denver</b>	<b>2011-13 (3)</b>	<b>4-12 (4th)</b>

\*Won more than three consecutive division titles

## FOX LEADS TWO DIFFERENT CLUBS TO SUPER BOWL

### HEAD COACHES TO LEAD MULTIPLE FRANCHISES TO THE SUPER BOWL

HEAD COACH	FIRST TEAM	SECOND TEAM
Don Shula	Baltimore (1968)	Miami (1971, '71, '73)
Bill Parcells	N.Y. Giants (1986, '90)	New England (1996)
Dan Reeves	Denver (1986, '87, '89)	Atlanta (1998)
Dick Vermeil	Philadelphia (1980)	St. Louis (1999)
Mike Holmgren	Green Bay (1996, '97)	Seattle (2005)
<b>John Fox</b>	<b>Carolina (2002)</b>	<b>Denver (2013)</b>

yards per game (122.9)

In addition, quarterback Jake Delhomme recorded four 3,000-yard passing seasons for Carolina, including three consecutive campaigns from 2003-05.

The Panthers totaled a franchise-record 12 victories in 2008 behind the NFL's 10th-ranked offense (349.7 ypg.). Williams, who finished with a franchise-record 1,515 rushing yards and 18 rushing touchdowns to earn his first Pro Bowl selection that year, teamed with Stewart to lead a rushing attack that averaged 152.3 yards per game and 30 rushing touchdowns—only the fifth unit since the 1970 NFL merger to equal those totals.

In 2007, the Panthers became the first team in more than a decade to win at least one game with four different starting quarterbacks, finishing with a 7-9 record after losing starter Jake Delhomme in the third game with a season-ending elbow injury.

Fox guided 15 different Panthers to a total of 28 Pro Bowl selections from 2002-10. Peppers, who was chosen by the Panthers with the No. 2 overall pick in the 2002 NFL Draft, earned Associated Press NFL Rookie of the Year honors and was selected to five Pro Bowls (2004-06, '08-09) during his time in Carolina in addition to being named to the 2000s NFL All-Decade Team. Linebacker Jon Beason (2008-10), offensive tackle Jordan Gross (2008, '10), defensive tackle Kris Jenkins (2002-03, '06), center Ryan Kalil (2009-10) and Smith (2005-06, '08) were among the players who went to multiple Pro Bowls during Fox's time in Carolina.

Before his head coaching tenure with the Panthers, Fox spent five seasons as the defensive coordinator for the New York Giants from 1997-2001 and led a defense that consistently ranked among the league's most productive units. New York allowed the seventh-fewest points per game (18.7) in the NFL during that span while also finishing fourth in the league with a +25 turnover differential.

The Giants ranked third in the NFL with 230 sacks under Fox during that five-year period, including Strahan's NFL-record 22.5 sacks in 2001. Strahan earned his first four Pro Bowl selections under Fox while linebacker Jessie Armstead made all five of his career Pro Bowls with Fox as his defensive coordinator.

The pinnacle of Fox's stretch with the Giants came in the 2000 season when the Giants advanced to Super Bowl XXXV by shutting out the Minnesota Vikings and the NFL's fifth-ranked offense in the NFC Championship Game by a 41-0 margin.

Fox spent one season as a consultant for the St. Louis Rams in 1996 after two years as the Raiders' defensive coordinator (1994-95). His defenses with the Raiders finished in the top half of the league in both of his seasons on staff and were anchored by defensive tackle Chester McGlockton and cornerback Terry McDaniel, each of whom earned Pro Bowl honors in both years under Fox.

As a secondary coach for the Chargers from 1992-93 under Bobby Ross, Fox helped San Diego rank second in the NFL with 47 interceptions in his two seasons, mentoring players such as safety Darren Carrington and Pro Bowl cornerback Gill Byrd. He was part of the Chargers' turnaround from a 4-12 record and a last-place finish in the AFC West the season before he arrived to an 11-5 mark and a division title in 1992.

He began his NFL career in 1989 in Pittsburgh, where he coached the secondary during Pro Football Hall of Fame Head Coach Chuck Noll's final three seasons with the Steelers from 1989-91. In that capacity, he instructed Woodson, who in 1991 earned the first of his 10 Pro Bowl selections as a defensive back en route to earning induction into the Pro Football Hall of Fame.

Fox's coaching career began in 1978 as a graduate assistant at his alma mater, San Diego State University, after playing two seasons as a defensive back for the Aztecs. Teammates with former NFL Head Coach Herm Edwards, Fox graduated from SDSU with a bachelor's degree in physical education and a secondary education teaching credential.

He worked his way through the college ranks, making a succession of moves beginning at U.S.

International University (San Diego) in 1979 coaching defensive backs under Pro Football Hall of Fame coach Sid Gillman. Fox also had stints at Boise State (1980), Long Beach State (1981), Utah (1982), Kansas (1983) and Iowa State (1984) before his first venture into professional football with the USFL's Los Angeles Express in 1985.

Serving as defensive coordinator and secondary coach for the University of Pittsburgh from 1986-88, Fox oversaw a pass defense that ranked in the top-10 nationally in each of his three seasons before moving on to his first NFL job with the Steelers.

A native of Virginia Beach, Va., Fox spent his teen years in the San Diego area and attended Castle Park High School in Chula Vista, Calif. He played defensive back at Southwestern Junior College in Chula Vista (1974-75) before transferring to San Diego State to finish his collegiate career.

The son of Ron Fox, who was a U.S. Navy SEAL, John and his wife, Robin, have three sons: Matthew, Mark and Cody, and a daughter, Halle.

### JOHN FOX YEAR-BY-YEAR

Year	Position	Team/School	Reg. Season Record	Postseason (record)
1978	Graduate Assistant	San Diego State University	4-7	
1979	Defensive Backs	U.S. International University	8-3	
1980	Secondary	Boise State University	10-3	Div. I-AA Natl. Champ. (1-0)
1981	Secondary	Long Beach State University	2-8	
1982	Secondary	University of Utah	5-6	
1983	Secondary	University of Kansas	4-6-1	
1984	Secondary	Iowa State University	2-7-2	
1985	Secondary	Los Angeles Express (USFL)	3-15	
1986	Defensive Coord./Secondary	University of Pittsburgh	5-5-1	
1987	Defensive Coord./Secondary	University of Pittsburgh	8-4	Bluebonnet Bowl (0-1)
1988	Defensive Coord./Secondary	University of Pittsburgh	6-5	
1989	Secondary	Pittsburgh Steelers	9-7	Playoffs (1-1)
1990	Secondary	Pittsburgh Steelers	9-7	
1991	Secondary	Pittsburgh Steelers	7-9	
1992	Secondary	San Diego Chargers	11-5	Playoffs (1-1)
1993	Secondary	San Diego Chargers	8-8	
1994	Defensive Coordinator	Los Angeles Raiders	9-7	
1995	Defensive Coordinator	Oakland Raiders	8-8	
1996	Consultant	St. Louis Rams	6-10	
1997	Defensive Coordinator	New York Giants	10-5-1	Playoffs (0-1)
1998	Defensive Coordinator	New York Giants	8-8	
1999	Defensive Coordinator	New York Giants	7-9	
2000	Defensive Coordinator	New York Giants	12-4	Super Bowl XXXV (2-1)
2001	Defensive Coordinator	New York Giants	7-9	
2002	Head Coach	Carolina Panthers	7-9	
2003	Head Coach	Carolina Panthers	11-5	Super Bowl XXXVIII (3-1)
2004	Head Coach	Carolina Panthers	7-9	
2005	Head Coach	Carolina Panthers	11-5	NFC Champ. Game (2-1)
2006	Head Coach	Carolina Panthers	8-8	
2007	Head Coach	Carolina Panthers	7-9	
2008	Head Coach	Carolina Panthers	12-4	Playoffs (0-1)
2009	Head Coach	Carolina Panthers	8-8	
2010	Head Coach	Carolina Panthers	2-14	
2011	Head Coach	Denver Broncos	8-8	Playoffs (1-1)
2012	Head Coach	Denver Broncos	13-3	Playoffs (0-1)
2013	Head Coach	Denver Broncos	13-3	Super Bowl XLVIII (2-1)

#### Breakdown of John Fox's record coaching football:

	W	L	T	Pct.
Regular season record as an NFL head coach	107	85	0	.557
Postseason record as an NFL head coach	8	6	--	.571
Overall record as an NFL head coach	115	91	0	.558
Regular season record as an NFL assistant coach	105	86	1	.549
Postseason record as an NFL assistant coach	4	4	--	.500
Overall record as an NFL assistant coach	109	90	1	.548
Overall record as an NFL coach	224	181	1	.553
Regular season record as a collegiate assistant coach	54	54	4	.500
Postseason record as a collegiate assistant coach	1	1	--	.500
Overall record as a collegiate assistant coach	55	55	4	.500
<b>Overall record coaching football</b>	<b>279</b>	<b>236</b>	<b>5</b>	<b>.541</b>



## COORDINATORS/ASSISTANT COACHES



### JACK DEL RIO

#### DEFENSIVE COORDINATOR

Jack Del Rio is in his third season as defensive coordinator for the Denver Broncos in 2014. He was named to his current position on Feb. 6, 2012.

A coaching veteran of 17 seasons, including a nine-year stretch as head coach of the Jacksonville Jaguars from 2003-11, Del Rio is the defensive

coordinator for the second time under Head Coach John Fox, as the two spent the 2002 season together in Carolina.

Del Rio's defenses have ranked in the Top 6 in the NFL in yards per game allowed in nine of his 16 seasons as a position coach, coordinator or head coach. During that time, he has coached 14 players to a total of 22 Pro Bowl selections.

In his second season with the Broncos in 2013, Del Rio's defense overcame the loss of several starters throughout the year and managed to improve drastically entering the playoffs. Over the last four weeks of the regular season, Denver ranked fourth in the NFL in total defense (271.5 ypg)—an improvement of 112.7 yards per game from its previous 12 contests.

Del Rio also accepted the additional role of interim head coach (Weeks 10-13) while John Fox underwent a heart procedure and led the Broncos to a 3-1 record against teams with a combined record of 29-9 (.763).

Denver's defense in 2012 finished as the NFL's No. 2 unit (290.8 ypg), ranking third against the pass (199.6 ypg) and the rush (91.1 ypg). The unit also tied for the league lead with 52 sacks and allowed the lowest opponent third-down percentage (30.6), while tying for the largest scoring improvement (6.3 ppg) from the previous season.

The Broncos produced Pro Bowl selections at each level of the defense in 2012, as cornerback Champ Bailey, linebacker Von Miller and defensive end Elvis Dumervil represented Denver on the AFC squad. Linebacker Wesley Woodyard, cornerback Chris Harris Jr. and safety Rahim Moore became productive starters for the group, and defensive end Derek Wolfe became just the second defensive lineman in team history to open every game as a rookie.

Miller, the runner-up for NFL Defensive Player of the Year, set a team record with 18.5 sacks in 2012 and combined with Dumervil (11 sacks) to represent the league's top pass-rushing duo. Additionally, Woodyard became just the second Bronco in 30 years to record at least 100 tackles, five sacks and three interceptions in a season.

Prior to joining the Broncos in 2012, Del Rio spent nine seasons at the helm in Jacksonville. During his head coaching tenure (2003-11) with the Jaguars, the club ranked sixth in the NFL in yards per game allowed (317.3) and eighth in points per game allowed (20.3). A staple of Del Rio's defensive units was their ability to stop the run, surrendering just 105.6 yards per contests on the ground throughout his tenure to rank sixth in the league.

Under Del Rio, the Jaguars made two playoff appearances from 2005-07, highlighted by the club's first postseason win in eight seasons with a 31-29 road victory against the Pittsburgh Steelers in a 2007 AFC Wild Card Game.

In just his second season in Jacksonville in 2004, Del Rio led the Jaguars (9-7) to their first winning record in five years and a second-place finish in the AFC South Division.

During his lone season as a defensive coordinator with Carolina in 2002, he inherited the NFL's worst defense statistically (371.4 ypg allowed) and turned it into the league's No. 2-ranked unit (290.4 ypg allowed). Additionally, the 2002 Panthers squad led the NFL in rushing average against (3.7) and ranked second in third down efficiency (32.9%) and sacks (52).

As linebackers coach for the Ravens from 1999-2001, Del Rio tutored a talented group that included Boulware, Lewis and Jamie Sharper. Baltimore's 2000 team set the NFL 16-game record by allowing only 165 points while recording four shutouts and forcing a league-best 49 turnovers. Lewis was named the NFL's Defensive Player of the Year and the MVP of Super Bowl XXXV that season after a playoff run in which the defense surrendered just one touchdown in four games.

#### COACHING EXPERIENCE

*18th NFL Season (3rd with Broncos)*

##### Denver Broncos

Defensive Coordinator.....2012-14  
Interim Head Coach.....2014 (Weeks 10-13)

##### Jacksonville Jaguars

Head Coach.....2003-11

##### Carolina Panthers

Defensive Coordinator.....2002

##### Baltimore Ravens

Linebackers.....1999-2001

##### New Orleans Saints

Linebackers.....1998  
Assistant Strength Coach.....1997

Del Rio began his coaching career with the New Orleans Saints under Head Coach Mike Ditka, serving as an assistant strength coach in 1997 before moving on to coach the linebackers in 1998. A veteran of 11 seasons as an NFL linebacker, he was drafted in the third round (68th overall) of the 1985 NFL Draft by New Orleans and went on to make the NFL's All-Rookie Team and earn the Saints' Rookie of the Year award.

Following two seasons in New Orleans (1985-86), he played for Kansas City (1987-88), Dallas (1989-91) and Minnesota (1992-95). He led the Vikings in tackles in three consecutive years and was selected to participate in the Pro Bowl during the 1994 season. For his career, he played 160 games (128 starts) in the regular season and totaled 1,078 tackles, 12 sacks and 13 interceptions.

He was a four-year starter at the University of Southern California, where he earned consensus All-America honors as a senior and was runner-up for the Lombardi Award, given to the nation's best lineman or linebacker. Named co-MVP of the 1985 Rose Bowl, Del Rio helped the Trojans to a 30-15-1 record while posting 340 career defensive stops, including 58 tackles for a loss.

Teammates with Randy Johnson and Mark McGwire on USC's baseball team from 1983-84, he was drafted by Major League Baseball's Toronto Blue Jays in 1981.

Del Rio was a three-sport star in football, baseball and basketball at Hayward High School in Hayward, Calif. He earned a degree in political science from the University of Kansas while playing for the Chiefs. Born on April 4, 1963, in Castro Valley, Calif., Del Rio and his wife, Linda, have three daughters (Lauren, Hope and Aubrey) and a son Luke, who is a redshirt freshman quarterback at Oregon State University.

**PRO BOWL PLAYERS COACHED (14):** CB Champ Bailey (2012), LB Peter Boulware (1999), DE Elvis Dumervil (2012), QB David Garrard (2009), DT John Henderson (2004, '06), DT Kris Jenkins (2002), RB Maurice Jones-Drew (2009-11), TE Mercedes Lewis (2010), LB Ray Lewis (1999-2001), CB Rashean Mathis (2006), LB Von Miller (2012), ST Montell Owens (2010-11), DT Marcus Stroud (2003-05), RB Fred Taylor (2007).



**ADAM GASE**

**OFFENSIVE COORDINATOR**

Adam Gase enters his sixth year with the Denver Broncos and his second season as the club's offensive coordinator after being named to that position on Jan. 17, 2013.

Prior to his position as offensive coordinator, he spent two seasons (2011-12) coaching Denver's quarterbacks and two years (2009-10) instructing the club's wide receivers.

In Gase's first season as offensive coordinator, the Broncos set the NFL single-season scoring mark (606 pts.) and became the first team in 45 years to top 50 points in three separate games. The team's scoring differential (+10.1 ppg) over the league's second-ranked scoring offense was the second-highest in professional football history to the 1941 Chicago Bears (+12.5 ppg).

Denver's 2013 squad also produced the most touchdowns (76) in NFL history while featuring a league-record five different players who scored at least 10 touchdowns. Four offensive players were named to the Pro Bowl, including quarterback Peyton Manning, who earned his fifth NFL Most Valuable Player award after setting new league standards with 5,477 passing yards and 55 touchdowns.

Tight end Julius Thomas and newly signed guard Louis Vasquez earned their first career Pro Bowl honors in 2013 while Demaryius Thomas became the third wide receiver in franchise history to make multiple Pro Bowls.

Gase was part of the Broncos' 2012 offensive staff that helped the unit finish No. 2 in the NFL in scoring (30.1 ppg) and fourth in total offense (397.9 ypg). Manning earned Comeback Player of the Year and a first-team All-Pro honors from the Associated Press in his first year with the Broncos in addition to finishing as the runner-up for League MVP.

In 2011, Gase coached second-year quarterback Tim Tebow, who started the season's final 11 regular-season games and threw for 12 touchdowns against just six interceptions. Seeing his first extended action as a starter that season, Tebow set a team record for quarterbacks with 660 rushing yards and

**COACHING EXPERIENCE**

**11th NFL Season (6th with Broncos)**

**Denver Broncos**

Offensive Coordinator ..... 2013-14  
Quarterbacks ..... 2011-12  
Wide Receivers ..... 2009-10

**San Francisco 49ers**

Offensive Assistant ..... 2008

**Detroit Lions**

Quarterbacks ..... 2007  
Offensive Quality Control ..... 2006  
Offensive Assistant ..... 2005  
Scouting Assistant ..... 2003-05

**Louisiana State University**

Recruiting ..... 2001-02  
Defensive Graduate Assistant ..... 2000

added six touchdowns on the ground. He helped the Broncos finish No. 1 in the NFL in rushing (164.5 ypg), including a staggering 193.0 yards per game during his 11 games as the starter.

During Gase's second year as the Broncos' wide receivers coach in 2010, wide receiver Brandon Lloyd became the first player in team history to lead the NFL in receiving yards (1,448). Lloyd also set career highs in receptions (77), receiving average (18.8) and receiving touchdowns (11), while earning his first career trip to the Pro Bowl. He also became just the second player in NFL history to record his first 1,400-yard output in their eighth season or later.

In 2009, Brandon Marshall earned a Pro Bowl selection after becoming the fifth player in NFL history to post three consecutive 100-catch seasons (101-1,120 yds.). Marshall, who had a career-high 10 receiving touchdowns, set a league single-game record for receptions with 21 at Indianapolis (12/13/09), and his 43 catches in December tied for the most in a four-game period in the NFL since 1960.

Before joining the Broncos, Gase was an offensive assistant for San Francisco in 2008 after coaching three seasons (2005-07) with Detroit, including serving as the club's quarterbacks coach during the 2007 campaign. He began his coaching career in 2000 at Louisiana State University and worked at the school until taking a position in the Lions' scouting department in 2003.

As Detroit's quarterbacks coach in 2007, Gase helped quarterback Jon Kitna total the sixth-most passing yards (4,068) in the NFL while becoming only the ninth player in NFL history to post consecutive 4,000-yard passing seasons.

He broke into the NFL in 2003 with the Lions as a scouting assistant and held that position until 2005.

From 2000-02, Gase worked at Louisiana State under Head Coach Nick Saban, serving as a defensive graduate assistant for the school in 2000 while also working in recruiting. During his three years with the Tigers, the school had a 26-12 overall record, won two bowl games (Peach Bowl in 2000, Sugar Bowl in 2001) and earned one Southeastern Conference Championship (2001).

Gase attended Michigan State University from 1996-99 and received a bachelor's degree from the school. Born on March 29, 1978, in Ypsilanti, Mich., Gase is married to Jennifer, and they have a daughter, McKenzie, and two sons, A.J and Wyatt.

**PRO BOWL PLAYERS COACHED (6):** WR Brandon Lloyd (2010), QB Peyton Manning (2012-13), WR Brandon Marshall (2009), WR Demaryius Thomas (2013), TE Julius Thomas (2013), G Louis Vasquez (2013).



## JEFF RODGERS

### SPECIAL TEAMS COORDINATOR

Jeff Rodgers enters his fourth season as special teams coordinator for the Denver Broncos in 2014 after spending the previous two years coaching that unit under Broncos Head Coach John Fox in Carolina.

In addition to his four seasons as a coordinator, he has seven years of NFL experience instructing special teams along with three years coaching at the collegiate level.

In 2013, kicker Matt Prater earned his first career Pro Bowl selection along with second-team Associated Press All-Pro honors after setting the franchise scoring record (150 pts.) and connecting on 25-of-26 (96.2%) field goals. Included in his total was a 64-yarder against Tennessee on Dec. 8, to represent the longest field goal in NFL history.

Denver's 2013 special teams unit also benefited from multiple return scores by Trindon Holliday—a 105-yard kickoff return for a touchdown and an 81-yard punt return that found the end zone.

In Rodgers' second year with the Broncos in 2012, the special teams unit finished with one of the best all-around performances in team history. Prater made 26-of-32 (81.3%) field goals and posted a league-best 65 touchbacks. Punter Britton Colquitt set the club's net punting record for the second consecutive year, finishing third in the NFL and first in the AFC with a 42.1-yard average.

Holliday, a midseason acquisition, made an immediate impact as a returner, finishing first in the NFL in kickoff return average (32.5) and fifth in punt return average (10.8) after joining the team in Week 6. He found the end zone on a punt return and a kickoff return during the regular season, making him just the third player in team history to accomplish that feat. He also became the first player to record multiple return touchdowns in a single playoff game by posting a 90-yard punt return for a touchdown

### COACHING EXPERIENCE

#### 11th NFL Season (4th with Broncos)

#### Denver Broncos

Special Teams Coordinator.....2011-14

#### Carolina Panthers

Special Teams Coordinator.....2010

Special Teams Assistant.....2009

#### Kansas State University

Special Teams Coordinator.....2008

#### San Francisco 49ers

Assistant Special Teams.....2005-07

Special Teams Quality Control.....2003-04

#### University of Arizona

Graduate Assistant/Linebackers.....2002

Graduate Assistant/Secondary.....2001

and a 104-yard kick return for a score in Denver's Divisional Playoff Game against Baltimore.

The Broncos' special teams in 2012 also allowed the second-lowest punt return average (6.0) and the seventh-lowest kickoff return average (22.1) in the NFL.

Rodgers' first season with Denver in 2011 delivered marked improvement for the special teams unit as the Broncos progressed in nearly every significant statistical category. The Broncos advanced from No. 26 in the Dallas Morning News' 2010 special teams rankings to No. 10 in 2011, with the 16-spot improvement tying for the second-largest jump in the NFL.

The club's punt return group ranked third in the NFL with a 12.7-yard average and tied for second in the league with two return scores in 2011. Additionally, Denver was the only team to feature multiple players with punt return touchdowns as Eric Decker and Eddie Royal each recorded a return score.

Under Rodgers' direction in 2011, Colquitt set single-season franchise records for gross (47.4) and net punting (40.2) averages. Prater, who was named AFC Special Teams Player of the Month for December/January, tied the NFL record with four game-winning field goals on the last play of the game in addition to leading the league in touchback percentage (47-of-67 / 70.1%).

After serving as special teams assistant in his first season with the Panthers, he was promoted to special teams coordinator in 2010 and helped the unit improve categorically from the previous season, including increased figures in punt return average (9.6), kickoff return average (21.9) and opponent starting field position after kickoffs (25.0).

Rodgers' coaching helped Captain Munnerylyn post the fourth-most punt return yards (605) in the NFC from 2009-10, while tying for third in the league with six punt returns of 20+ yards in 2010.

In between his tenure with the Panthers and five seasons with the 49ers, he spent one year as the special teams coordinator at Kansas State University in 2008, instructing one of the nation's top units. The Wildcats led the country with a school-record nine blocked kicks and finished first in kickoff coverage (opponent 21.9-yard line). Kansas State also scored six special teams touchdowns, as returner Brandon Banks and kicker Brooks Rossman both earned All-Big 12 Conference honors.

He spent five years with the 49ers from 2003-07, serving as the special teams quality control coach for two seasons before being promoted to assistant special teams coach in 2005. In Rodgers' first year with the 49ers, they led the NFL with five special teams takeaways. Long snapper Brian Jennings was named to the Pro Bowl in 2004, and during the 2005 season, kicker Joe Nedney converted 26-of-28 field-goal attempts (92.9 pct.), to set a team accuracy record. That year, San Francisco's kickoff coverage unit allowed the fewest kickoff return yards in the NFL (960).

In 2007, he helped Pro Bowl punter Andy Lee finish first in the NFC and second in the NFL with a 41.0 net punting average and set a league record with 42 punts placed inside the 20. That season, San Francisco also ranked first in the league in kickoff coverage with its opponents' average starting field position at the 24.9-yard line.

He began his coaching career as a graduate assistant at the University of Arizona from 2001-02, where he worked with the secondary and linebackers.

Rodgers played linebacker at North Texas, where he earned his degree in business, specializing in entrepreneurship and strategic management. His older brother, Jay, is entering his second season as the Broncos' defensive line coach and his fifth season overall on the club's defensive staff. Rodgers, who attended Westlake High School in Austin, Texas, was born in St. Paul, Minn.

**PRO BOWL PLAYERS COACHED (1):** K Matt Prater (2013).



## CLANCY BARONE

### TIGHT ENDS

Clancy Barone enters his sixth season with the Broncos in 2014, including his fifth year as the club's tight ends coach after tutoring the offensive line during the 2010 season. Barone, who owns more than a decade of experience as a tight ends coach, was hired by the Broncos on Jan. 23, 2009, after coaching the position for the San Diego Chargers (2007-08) and Atlanta Falcons (2005-06) in his previous two stops.

In his 28th season coaching, Barone spent his first 17 years working at the collegiate level before beginning his NFL coaching career with the Falcons in 2004 as their assistant offensive line coach.

Barone coached a tight end group in 2013 headlined by first-time Pro Bowl selection Julius Thomas, who after combining for just one reception during his first two injury-plagued NFL seasons, exploded for 65 catches for 788 yards with 12 touchdowns for the Broncos.

Thomas' 12 touchdowns as a tight end broke the previous franchise single-season record of 10 set

by Pro Football Hall of Famer Shannon Sharpe in 1996 and '98. He also recorded two of the eight games by a tight end in team history with at least 100 yards and two receiving scores.

In 2012, Barone coached new acquisitions Joel Dreessen and Jacob Tamme, as the pair combined for the fourth-most receptions (93) by a tight end duo in team history—and the top such tandem not including Sharpe. Overall, Denver's tight ends accounted for nearly 25 percent of the team's 402 receptions in 2012, as the Broncos finished with the league's fifth-ranked passing unit.

In 2011, he coached an entirely new tight end group with free-agent acquisitions Daniel Fells and Dante Rosario joining rookies Virgil Green and Julius Thomas as newcomers on the squad. With an emphasis on blocking, the unit helped Denver lead the league in rushing while setting a team record with 164.5 yards per game on the ground.

During the 2010 season, he instructed Denver's offensive line, tutoring rookie offensive linemen J.D. Walton and Zane Beadles. Walton was one of five NFL rookie offensive linemen to start all 16 games, and Beadles became the first rookie in eight seasons to start at least six games (eight at left guard and six at right tackle) at two of the three positions along the line (T, G, C).

In his first year with the Broncos in 2009, Barone instructed a group of tight ends that included Daniel Graham, who further cemented his reputation as one of the NFL's best blockers at his position. Tony Scheffler also placed fourth among league tight ends in yards per reception (13.4).

During his first four years as an NFL tight ends coach, Barone instructed a pair of All-Pro tight ends with the Chargers' Antonio Gates (2007-08) and the Falcons' Alge Crumpler (2005-06) earning multiple Pro Bowl berths under his direction. Gates was named to the 2000s NFL All-Decade Team as voted on by the Pro Football Hall of Fame selection committee while Crumpler finished in the top five among tight ends for USA Today's 2000s All-Decade Team.

Gates continued to be one of the league's most productive tight ends in two seasons with Barone as his position coach in San Diego from 2007-08, earning consecutive Pro Bowl appearances. Barone's instruction helped the Charger tie for first among NFL tight ends in touchdown catches (17), rank third in receiving yards (1,688) and tie for fourth in receptions (135) over that span.

During Barone's final year as San Diego's tight ends coach in 2008, Gates earned his fifth consecutive Pro Bowl selection after registering the second-most receiving touchdowns (8) in the NFL at his position group. He also placed sixth among league tight ends in receptions (60) and seventh in receiving yards (704).

Barone's first year coaching the Chargers' tight ends in 2007 saw Gates average a career-best 13.1 yards per reception that ranked second among league tight ends. He also picked up Pro Bowl accolades, finishing the year second among NFL tight ends in touchdown catches (9) while ranking fourth at the position in receptions (75) and receiving yards (984).

Crumpler benefited from Barone's guidance with the Falcons from 2005-06, appearing in the Pro Bowl during both of those seasons and totaling the third-most receiving yards (1,657) among NFL tight ends in that two-year period. He also tied for third in the league in touchdown catches (13) and ranked eighth in receptions (121) at his position in two years under Barone.

In addition, the blocking of Atlanta's tight ends with Barone on staff helped the club average an NFL-best 171.4 rushing yards per game from 2005-06 and lead the league in rushing during each of those two seasons.

Crumpler was named to his fourth consecutive Pro Bowl with Barone coaching Atlanta's tight ends in 2006 after leading NFC tight ends (2nd in NFL) with a career-high eight touchdown grabs and ranking fourth in the league at his position in receiving yards (780). His 877 receiving yards and 65 receptions working with Barone in 2005 represented Falcons single-season records for tight ends and resulted in a Pro Bowl selection.

In 2004, Barone began his NFL coaching career as an assistant offensive line coach with a Falcons team that advanced to the NFC Championship Game. Atlanta's offensive line helped the club lead the NFL and set franchise records in both yards per rush (5.1) and rushing yards per game (167.0).

Barone spent seven seasons as an offensive coordinator in college from 1997-2003, working in that capacity for Texas State University (2003), the University of Houston (2000-02) and the University of

## COACHING EXPERIENCE

*11th NFL Season (4th with Broncos)*

### Denver Broncos

Tight Ends	2011-14
Offensive Line	2010
Tight Ends	2009

### San Diego Chargers

Tight Ends	2007-08
------------	---------

### Atlanta Falcons

Tight Ends	2005-06
Assistant Offensive Line	2004

### Texas State University

Assistant Head Coach/Off. Coordinator	2003
---------------------------------------	------

### University of Houston

Offensive Coordinator/Offensive Line	2000-02
--------------------------------------	---------

### University of Wyoming

Offensive Coordinator/Offensive Line	1997-99
--------------------------------------	---------

### Eastern Illinois University

Offensive Line	1994-96
----------------	---------

### Texas A&M University

Assistant Offensive Line	1993
--------------------------	------

### Sacramento State University

Offensive Line	1991-92
----------------	---------

### American River College

Offensive Line	1987-90
----------------	---------



Wyoming (1997-99). He had additional responsibilities as assistant head coach for Texas State while also coaching the offensive lines for Houston and Wyoming.

Texas State's offense was one of the best in the nation under Barone's direction in 2003, ranking seventh in the country in yards per game (443.4) en route to setting numerous school offensive records. He was named Division-IA Offensive Line Coach of the Year by the National Offensive Line Coaches Association following his final year at Houston in 2002, a season in which Cougars running back Joffrey Reynolds ranked 10th in the nation in rushing yards per game (128.8).

During his three years at Wyoming from 1997-99, Barone's offensive line gave up a total of just 35 sacks.

An offensive lineman at the University of Nevada and Sacramento State University, Barone's coaching career began at American River College (Sacramento, Calif.), where he coached its offensive line from 1987-90. He spent two seasons coaching the offensive line at Sacramento State from 1991-92 before serving as assistant offensive line coach at Texas A&M University in 1993 and coaching Eastern Illinois University's offensive line from 1994-96.

Barone was a four-sport star at Red Bluff High School in Red Bluff, Calif., and was born on July 26, 1963, in San Andreas, Calif. He and his wife, Rosie, have three children: Gianna, Stefano and Isabella.

**PRO BOWL PLAYERS COACHED (3):** TE Alge Crumpler (2005-06), TE Antonio Gates (2007-08), TE Julius Thomas (2013).



## CHRIS BEAKE

### DEFENSIVE ASSISTANT

Chris Beake enters his second season with the Denver Broncos in 2014 and is a defensive assistant for the team. He was hired by the club on Feb. 8, 2013.

Entering his 16th season coaching in the NFL, Beake came to Denver after spending two years (2011-12) as an offensive assistant with the Cleveland Browns following a season in that same capacity with the San Francisco 49ers.

He worked with one of the youngest offenses in the NFL from 2011-12, helping develop a quarterback group that included draft choices Colt McCoy and Brandon Weeden.

Beake spent two seasons with Seattle, serving as the Seahawks' offensive quality control coach in 2008 and offensive assistant/assistant special teams coach in 2009.

From 2004-06, he coached linebackers for the Atlanta Falcons, tutoring All-Pro Keith Brooking, who earned the final two of his five career Pro Bowl selections in 2004 and 2005.

Beake started his NFL career with San Francisco in 1998 as a pro personnel assistant and spent the next five seasons with the 49ers coaching on the offensive and defensive side of the ball.

A graduate of the U.S. Air Force Academy, where he played quarterback from 1990-92 and majored in civil engineering, he began his coaching career as a defensive graduate assistant for his alma mater in 1994. He served as a Civil Engineer Officer in the Air Force from 1995-98 while earning his master's degree in business administration from the University of West Florida in 1997.

Beake's father, John, was the general manager of the Denver Broncos from 1984-98, part of a 44-year career as a coach or administrator at the high school, college or pro levels. Chris and his wife, Andrea, have a son, Colin, and twin daughters, Madeline and Emile. He was born on Sept. 10, 1972, in Kansas City, Mo.

**PRO BOWL PLAYERS COACHED (1):** LB Keith Brooking (2004-05).

### COACHING EXPERIENCE

16th NFL Season (2nd with Broncos)

#### Denver Broncos

Defensive Assistant . . . . . 2014  
Quality Control-Defense . . . . . 2013

#### Cleveland Browns

Offensive Assistant . . . . . 2011-12

#### San Francisco 49ers

Offensive Assistant . . . . . 2010

#### Seattle Seahawks

Offensive Assistant/Asst. Special Teams . . . . . 2009  
Quality Control - Offense . . . . . 2008

#### Atlanta Falcons

Linebackers . . . . . 2004-06

#### San Francisco 49ers

Offensive Assistant . . . . . 2003  
Defensive Assistant . . . . . 2000-02  
Quality Control - Defense . . . . . 1999

#### U.S. Air Force Academy

Graduate Assistant (Defense) . . . . . 1994

### DID YOU KNOW?

Randy Gradishar accounted for 33 turnovers (20 INTs, 13 FR) during his 10-year career with the Broncos from 1974-83, and that total tied for the fourth most by an NFL linebacker in that span.



## BRIAN CALLAHAN

### OFFENSIVE ASSISTANT

Brian Callahan enters his fifth season on the Denver Broncos' coaching staff in 2014, currently serving as an offensive assistant. He was originally hired by the team on Feb. 22, 2010.

Callahan has eight total years of coaching experience, including two seasons at UCLA following his playing

career at the school as a quarterback.

He assisted with an offensive unit in 2013 that set the NFL single-season record for points scored (606) and touchdown passes (55) en route to the team's third consecutive AFC West title and an appearance in Super Bowl XLVIII. Quarterback Peyton Manning earned his fifth Most Valuable Player Award as the Broncos led the league in yards per game (457.3).

In 2012, the Broncos ranked fourth in the NFL in total offense (397.9 ypg) and topped the 30-point mark in a league-high 11 contests.

Prior to Manning's arrival in Denver, Callahan helped coach an offensive unit that led the NFL with a club-record 164.5 rushing yards per game in 2011 while the Broncos won their first AFC West title in six seasons.

Callahan had an extensive role instructing the team's running backs during the last four games of the 2010 campaign when Running Backs Coach Eric Studesville was named interim head coach. His guidance helped Denver's running game post the NFL's largest second-half improvement in yards per carry (1.8) over the last eight games of the season.

He spent the previous two years at Junipero Serra High School in San Mateo, Calif. Coaching quarterbacks for the school in 2008, Callahan tutored San Mateo County and WCAL Player of the Year Cody Jackson, who earned a scholarship to play at Army after leading the conference in completions, passing yards and touchdowns that season.

Callahan began his coaching career at UCLA in 2006 as a graduate assistant in the Bruins' football operations department and also helped coach the defense. In 2007, he worked with the team's wide receivers and was responsible for breaking down UCLA opponent game video, aiding coaches with game preparation, directing the defensive scout team and breaking down opponents' special teams units.

A former walk-on quarterback at UCLA who earned a scholarship, Callahan appeared in all 13 games as a holder on the field goal and extra point units for the Bruins as a senior. He received a bachelor's degree in sociology from UCLA in 2006 before earning a master's degree in education from the school in 2008.

During his prep career at De La Salle High School in Concord, Calif., Callahan was part of the school's national-record 151-game winning streak and was teammates with several future NFL players. He was a two-year letterwinner as a quarterback who shared in De La Salle's No. 1 national ranking from *USA Today*.

Born on June 10, 1984, in Champaign, Ill., Callahan served as a co-chairman of the Bruin Athletic Council for two years and played on the UCLA club ice hockey team following his senior year of football. His father, Bill, is the offensive coordinator and offensive line coach for the Dallas Cowboys and has served as the head coach for the Oakland Raiders and the University of Nebraska. He is married to a former Denver Broncos cheerleader, Allyson.

### COACHING EXPERIENCE

#### 5th NFL Season (5th with Broncos)

#### Denver Broncos

Offensive Assistant	2013-14
Quality Control-Offense	2011-12
Coaching Assistant	2010

#### Junipero Serra High School (Calif.)

Offensive Coordinator/Quarterbacks	2009
Quarterbacks	2008

#### UCLA

Graduate Assistant	2006-07
--------------------	---------



## JAMES CREGG

### ASSISTANT OFFENSIVE LINE

James Cregg begins his first season as assistant offensive line coach with the Denver Broncos in 2014. Entering his third season coaching in the NFL, he was hired by the team on March 11, 2014.

Cregg, who has 17 total seasons of coaching experience, including 15 years at the collegiate level, spent the last four seasons as the offensive line coach at the University of Southern California.

He coached first-team All-Pac 12 Conference selections in each of his four

years with the Trojans, including offensive tackles and future NFL first-round draft picks Tyron Smith (No. 9, Dal., 2011) and Matt Kalil (No. 4, Min., 2012).

Cregg coached the offensive line for the University of Tennessee in 2009 after serving as the assistant offensive line coach with the Oakland Raiders from 2007-08.

Before his two years in Oakland, Cregg served as defensive line coach for the University of Idaho (2004-06) and Colgate University (2000-03).

He got his start in coaching as a defensive graduate assistant for Colorado State University from 1997-99, following four years (1992-95) as an offensive lineman for the Rams. He was a first-team All-Mountain West Conference selection following his senior campaign in 1995.

Cregg, who attended Norco (Calif.) High School, is married to Dayna, and the couple has a daughter, McKenzie. He was born on Aug. 18, 1973.

## COACHING EXPERIENCE

*3rd NFL Season (1st with Broncos)*

<b>Denver Broncos</b>	
Assistant Offensive Line	.....2014
<b>University Southern California</b>	
Offensive Line	.....2010-13
<b>University of Tennessee</b>	
Offensive Line	.....2009
<b>Oakland Raiders</b>	
Assistant Offensive Line	.....2007-08
<b>University of Idaho</b>	
Defensive Line	.....2004-06
<b>Colgate University</b>	
Defensive Line	.....2000-03
<b>Colorado State University</b>	
Defensive Graduate Assistant	.....1997-99



## MIKE EUBANKS

### ASSISTANT STRENGTH & CONDITIONING

Mike Eubanks begins his third year as assistant strength and conditioning coach for the Denver Broncos and sixth overall season as a strength coach in the NFL in 2014.

Named to his current position on Feb. 15, 2012, he assists Strength and Conditioning Coach Luke Richesson, whom he worked with for three seasons in Jacksonville (2009-11).

Eubanks, 33, got his start in the NFL as a strength and conditioning intern on Richesson's staff in 2009 after working as a graduate assistant strength and conditioning coach at Arizona State University from 2008-09. Prior to his stint with the Sun Devils, he interned at Athletes' Performance in Tempe, Ariz., from 2007-08, where he helped Richesson train college prospects for the NFL Combine and worked out NFL veterans during the offseason.

He began his career as a defensive backs coach at Scottsdale Community College from 2003-04 before spending two seasons (2006-07) as strength and conditioning coach with additional responsibilities instructing defensive backs and wide receivers at Seton Catholic High School in Phoenix.

A certified corrective exercise specialist through the National Academy of Sports Medicine and a certified strength and conditioning specialist through the National Strength and Conditioning Association, Eubanks was a three-year letterman in football at the University of Wisconsin-Eau Claire. He earned a bachelor's degree in exercise and wellness and a master's degree in education from Arizona State. He is married to Holly and was born on Dec. 31, 1980.

## COACHING EXPERIENCE

*6th NFL Season (3rd with Broncos)*

<b>Denver Broncos</b>	
Assistant Strength and Conditioning	.....2012-14
<b>Jacksonville Jaguars</b>	
Strength Staff Assistant	.....2010-11
Strength and Conditioning Intern	.....2009
<b>Arizona State University</b>	
Graduate Assistant Strength Conditioning	.....2008-09
<b>Athletes' Performance (Tempe, Ariz.)</b>	
Strength and Conditioning Intern	.....2007-08
<b>Seton Catholic High School (Phoenix)</b>	
DBs/WRs/Strength and Conditioning	.....2006-07
<b>Scottsdale Community College</b>	
Defensive Backs	.....2003-04



## SAM GARNES

### ASSISTANT SECONDARY/SAFETIES

Sam Garnes enters his fourth season with Denver and fifth year overall in the NFL in 2014. Serving as assistant secondary/safeties coach for the Broncos, he was hired by the club on Jan. 27, 2011.

The Broncos' secondary in 2013 overcame numerous injuries to its personnel, including extended periods without 12-time Pro Bowl cornerback Champ Bailey and starting safety Rahim Moore. In their absence, cornerback Chris Harris Jr. became a steady force on the outside and second-year safety Duke Ihenacho emerged as solid contributor in the defensive backfield.

In 2012, Denver's secondary helped the team's No. 2-ranked defense finish third in the NFL against

the pass (199.6 ypg). Bailey, who earned his 12th career Pro Bowl selection, and ninth-year safety Mike Adams, who totaled a career-best 80 tackles and 11 passes defended, provided experience to the group that finished the regular season as the only unit in the NFL that didn't allow a 300-yard passer.

In his first season with Denver in 2011, Garnes coached a pair of Pro Bowlers in Bailey and safety Brian Dawkins. Additionally, three rookies made significant contributions as Harris Jr. and Moore combined with safety Quinton Carter to start 21 games for the club.

Harris Jr., who made the team as a college free agent, led all NFL rookie defensive backs and ranked fourth on the Broncos with 65 tackles (56 solo). Carter started 12 of the team's final 13 games, including the postseason, and recorded interceptions in both of Denver's playoff contests. Tenth-year cornerback André Goodman opened every game for the Broncos in 2011 and tied for the team lead with two interceptions — including one returned for a touchdown — during the regular season.

In 2010, Garnes was a special teams and strength and conditioning assistant under Head Coach John Fox in Carolina, where he also worked closely with Broncos Special Teams Coordinator Jeff Rodgers.

Prior to entering the NFL coaching ranks, Garnes spent five seasons coaching various positions following his seven-year playing career.

He served as a defensive backs coach with the UFL's Las Vegas Locomotives in 2009, helping them to the league's inaugural championship. Garnes participated in the NFL's Minority Internship Program twice — once with New Orleans during the team's 2008 training camp and once with Carolina during its 2007 training camp.

His professional coaching career began in 2006 with the Cologne Centurions of NFL Europe. Under his guidance, the team led the league in pass defense and interceptions. In 2005, Garnes coached Emerson High School in Emerson, N.J.

Garnes played safety for five seasons with the New York Giants (1997-2001), while Fox was the team's defensive coordinator. He then finished his career with the New York Jets, where he played from 2002-03. He started 105-of-106 games and registered 577 tackles, three sacks, 10 interceptions, 41 passes defended, five forced fumbles and two fumble recoveries during his career. He was selected in the fifth round of the 1997 NFL Draft by the Giants.

A three-time first-team All-Conference USA and All-Liberty Bowl Alliance choice at the University of Cincinnati, Garnes finished his career as the Bearcats' all-time leader in tackles and interceptions and graduated with a degree in criminal justice. He attended DeWitt Clinton High School in the Bronx, N.Y., and was born on July 12, 1974.

## COACHING EXPERIENCE

### 5th NFL Season (4th with Broncos)

<b>Denver Broncos</b>	
Assistant Secondary/Safeties	2011-14
<b>Carolina Panthers</b>	
Special Teams Assistant	2010
<b>Las Vegas Locomotives</b>	
Defensive Backs	2009
<b>Cologne Centurions</b>	
Defensive Backs	2006
<b>Emerson High School</b>	
Defensive Coordinator	2005

## JASON GEORGE

### ASSISTANT STRENGTH & CONDITIONING



Jason George enters his third season as assistant strength and conditioning coach for the Broncos in 2014 after three seasons working with the Jacksonville Jaguars in that capacity. He was named to his current position on Feb. 15, 2012.

George, 45, who serves as Strength and Conditioning Coach Luke Richesson's top assistant, has 13 years of experience as a head strength coach at the collegiate level in addition to his five seasons on an NFL staff.

He worked as the head strength and conditioning coach at Fordham University from 1998-2008, where his primary responsibility was with the football team that won two Patriot League titles (2002, '07). He was named the Atlantic 10 Conference College Strength and Conditioning Coach of the Year by the National Strength and Conditioning Association in 2000. That same year, he received the school's Iron Major Award as the university's coach of the year.

His career began as a strength and conditioning coach/assistant football coach at St. Paul's High School in Winnipeg, Manitoba from 1992-96. He moved on to become a graduate assistant strength

## COACHING EXPERIENCE

### 6th NFL Season (3rd with Broncos)

<b>Denver Broncos</b>	
Assistant Strength and Conditioning	2012-14
<b>Jacksonville Jaguars</b>	
Assistant Strength and Conditioning	2009-11
<b>Fordham University</b>	
Strength and Conditioning	1998-2008
<b>University of Kansas</b>	
Graduate Assistant Strength	1997-98
<b>St. Paul's High School (Winnipeg, Manitoba)</b>	
Strength and Conditioning/Asst. Football	1992-96

coach at the University of Kansas from 1997-98 while completing his master's degree in education with a double specialization in sports psychology and sport administration.

A graduate of the University of Manitoba, where he played safety and earned Academic All-Canadian honors as a senior in 1991, George is an NSCA certified strength and conditioning specialist as well as a certified corrective exercise specialist through the National Academy of Sports Medicine.

George and his wife, Leslie, live in Castle Rock, Colo. He was born on Oct. 3, 1968, in Winnipeg, Manitoba.



## BO HARDEGREE

### QUALITY CONTROL - OFFENSE

Bo Hardegree enters his first season on the Denver Broncos' coaching staff in 2014 as the club's offensive quality control coach. He was hired by the team on March 11, 2014.

Hardegree, who has six years of coaching experience at the collegiate level, worked for three years at Louisiana State University (2011-13) after three seasons as an offensive graduate assistant at Duke University (2008-10).

In three seasons at LSU, the Tigers posted a 33-7 record, including a 19-5 mark in conference play. The school captured the 2011 Southeastern Conference title during Hardegree's first season on the staff and made an appearance in the BCS National Championship Game.

At Duke, he worked under Blue Devils Head Coach David Cutcliffe, who was his offensive coordinator as a quarterback at the University of Tennessee from 2006-07.

Hardegree, who graduated from Tennessee in 2007 after a two-year playing career for the Volunteers, attended Jackson (Tenn.) Central-Merry High School and was born on July 5, 1984.

### COACHING EXPERIENCE

#### 1st NFL Season (1st with Broncos)

##### Denver Broncos

Quality Control-Offense ..... 2014

##### Louisiana State

Offensive Intern ..... 2012-13

Defensive Intern ..... 2011

##### Duke University

Offensive Graduate Assistant ..... 2008-10



## GREG KNAPP

### QUARTERBACKS

Greg Knapp enters his second year as quarterbacks coach for the Denver Broncos in 2014. A coaching veteran of 28 seasons, including 19 years in the NFL, he was hired by the team on Jan. 18, 2013.

A quarterbacks coach or an offensive coordinator in each of the last 16 years, he previously worked as offensive coordinator with San Francisco (2001-03), Atlanta (2004-06), Oakland (2007-08, '12) and Seattle (2009). He also coached quarterbacks for Houston from 2010-11, in addition to coaching that position with the 49ers from 1998-2000.

Knapp, whose quarterbacks have combined to play in 10 Pro Bowls, has coached an unprecedented five individual 4,000-yard passers as a coordinator or position coach: Steve Young, S.F. (1998); Jeff Garcia, S.F. (2000); Matt Schaub, Hou. (2010); Carson Palmer, Oak. (2012); and Peyton Manning, Den. (2013).

In addition to his work with established NFL signal-callers, he has helped develop young passers like Garcia, Schaub and T.J. Yates as well as current Broncos quarterbacks Brock Osweiler and Zac Dysert.

In Knapp's first season coaching quarterbacks for the Broncos in 2013, Manning earned his NFL-record fifth Most Valuable Player honor and set league single-season marks with 5,477 passing yards and 55 touchdowns. Denver's passing offense helped the club set the NFL scoring mark (606 pts.) on its way to a conference championship and an appearance in Super Bowl XLVIII.

As Oakland's offensive coordinator in 2012, Knapp directed the NFL's eighth-ranked passing unit,

### COACHING EXPERIENCE

#### 20th NFL Season (2nd with Broncos)

##### Denver Broncos

Quarterbacks ..... 2013-14

##### Oakland Raiders

Offensive Coordinator ..... 2012

##### Houston Texans

Quarterbacks ..... 2010-11

##### Seattle Seahawks

Offensive Coordinator ..... 2009

##### Oakland Raiders

Offensive Coordinator ..... 2007-08

##### Atlanta Falcons

Offensive Coordinator ..... 2004-06

##### San Francisco 49ers

Offensive Coordinator ..... 2001-03

Quarterbacks ..... 1998-2000

Quality Control-Offense ..... 1995-97

##### Sacramento State

Assistant Head Coach/Offensive Coord. 1991-94

Wide Receivers ..... 1989-90

Running Backs ..... 1986-88



as Palmer totaled the third-most passing yards (4,018) of his career while throwing 22 touchdowns against just 14 interceptions in a new offensive system.

Coaching Houston's quarterbacks from 2010-11, Knapp instructed Schaub, whom he groomed as Vick's backup during their time together in Atlanta. Schaub ranked fourth in the NFL with 4,370 passing yards during the 2010 campaign before being placed on injured reserve late in the 2011 season. Under Knapp's direction, Yates took over as Houston's starting quarterback and the rookie led the Texans to the postseason and their first-ever playoff win.

In three seasons as Atlanta's offensive coordinator, he helped Vick earn two of his four career Pro Bowl selections. The Falcons reached the NFC Championship Game during the 2004 season as Vick accumulated more than 2,300 passing yards and 900 rushing yards.

Atlanta boasted the NFL's top-ranked rushing unit in all three years with Knapp overseeing the offense, including a team-record 183.7 yards per game on the ground during the 2006 campaign as Vick became the first quarterback in NFL history to rush for 1,000 yards in a season.

Knapp started his NFL coaching career as an offensive quality control coach with San Francisco in 1995, eventually working his way up to quarterbacks coach and offensive coordinator with the 49ers.

He was Young's position coach during the quarterback's last two NFL seasons, including his 1998 campaign in which the future Hall of Famer earned first-team All-Pro honors from the Associated Press.

As quarterbacks coach and offensive coordinator with the 49ers, Knapp helped Young's successor, Garcia, earn three Pro Bowl selections, including in his first season as a starter in 2000 when he set a team record with 4,278 passing yards.

All-Pro wide receiver Terrell Owens flourished in Knapp's offensive system from 2001-03, posting the highest three-year receiving yardage total of his career (3,814) while combining for 290 receptions and 39 total touchdowns for the 49ers.

In his first role as an NFL coordinator in 2001, Knapp's offense ranked fourth in the league with 355.6 yards per game, while averaging an impressive 25.6 points per game—the 49ers' highest post-merger scoring output without Hall of Famers Joe Montana or Young at the helm.

The 2001 squad also became the first in franchise history with a 3,500-yard passer (Garcia – 3,538), a 1,200-yard rusher (Garrison Hearst – 1,206) and a 1,200-yard receiver (Owens – 1,412).

Knapp began his coaching career at his alma mater, Sacramento State, as the school's running backs coach (1986-88). He later coached the Hornets' wide receivers (1989-90) before being promoted to Assistant Head Coach/Offensive Coordinator from 1991-94.

The former Sacramento State quarterback competed in several NFL training camps as a player, including stops at Kansas City (1986), L.A. Raiders (1987-90), and San Francisco (1992-94), while coaching at his alma mater.

A native of Seal Beach, Calif., Knapp was born on March 5, 1963. He has a daughter, Jordan.

**PRO BOWL PLAYERS COACHED (13):** FB Fred Beasley (2003), G Ray Brown (2001), TE Alge Crumpler (2004-06), RB Warrick Dunn (2005), QB Jeff Garcia (2000-02), RB Garrison Hearst (2001), QB Peyton Manning (2013), C Jeremy Newberry (2001-02), WR Terrell Owens (2001-03), FB Marcel Reece (2012), G Ron Stone (2002), QB Michael Vick (2004-05), QB Steve Young (1998).



## ANTHONY LOMANDO

### ASSISTANT STRENGTH & CONDITIONING

Anthony Lomando enters his third year with the Broncos as assistant strength and conditioning coach for the club. He was named to his current position on Feb. 15, 2012.

He came to Denver after spending the previous three years working with Broncos Strength and Conditioning Coach Luke Richesson. He began his NFL career as an intern with the Jaguars in 2009 before being promoted to a strength staff assistant from 2010-11.

Lomando, 31, was brought to Jacksonville following three years at Athletes' Performance in Tempe, Ariz., where he interned under Richesson in 2006 and served as strength and conditioning coach for the next two years. He worked overseas exclusively with the Qatar National and Olympic Soccer teams from 2007-08 and was responsible for preparing the club for the World Cup and Olympic qualifying matches.

From 2004-06, he directed a performance training business while attending California Polytechnic State University-San Luis Obispo. He went on to earn a master's degree in rehabilitation sciences from

## COACHING EXPERIENCE

### 6th NFL Season (3rd with Broncos)

#### Denver Broncos

Assistant Strength and Conditioning...2012-14

#### Jacksonville Jaguars

Strength Staff Assistant .....2010-11  
Strength and Conditioning Intern .....2009

#### Athletes' Performance (Phoenix)

Strength and Conditioning .....2007-08  
Strength and Conditioning Intern .....2006

California University of Pennsylvania in 2008.

A native of San Ramon, Calif., Lomando is a Certified Strength and Conditioning Specialist (CSCS) through the National Strength and Conditioning Association and Corrective Exercise Specialist through the National Academy of Sports Medicine (NASM-CES).



## DAVE MAGAZU

### OFFENSIVE LINE

Dave Magazu enters his fourth season with the Broncos as the team's offensive line coach in 2014—a position in which he owns seven years of NFL experience and 30 years overall. He was hired by Denver on Jan. 18, 2011, after spending eight seasons

with Broncos Head Coach John Fox in Carolina, serving as the club's tight ends coach from 2003-06 and the offensive line coach from 2007-10.

In his 35th overall year of coaching, Magazu spent his first 24 years working at the collegiate level before beginning his NFL coaching career with the Panthers in 2003.

He coached an offensive line in 2013 that allowed the fewest sacks (20) in the NFL despite the loss of All-Pro left tackle Ryan Clady to injury for most of the season. Swing tackle Chris Clark filled in for Clady and helped the Broncos record a league-high six games without surrendering a quarterback takedown.

Offseason acquisition Louis Vasquez started every game for the club at right guard and for the first time in his career earned All-Pro (first team) recognition from the Associated Press—just the second interior lineman in team history to earn such an honor.

Magazu coached an offensive line in 2012 that allowed the second-fewest sacks (21) in the NFL and produced multiple Pro Bowlers—Clady and left guard Zane Beadles—for just the second time in franchise history.

Guard Chris Kuper was named the team's Ed Block Courage Award winner after battling through injuries, but his effectiveness while he was in the lineup was evident as he was selected as a Pro Bowl alternate despite starting just five contests.

Second-year right tackle Orlando Franklin started all 16 games for the second consecutive year and allowed just 3.5 sacks in 2012. Veteran center Dan Koppen, whom Magazu coached at Boston College from 1999-2002, brought a steady influence to the unit, opening the season's final 12 contests after starter J.D. Walton was placed on injured reserve.

Denver's starting offensive line entered the 2011 season as the second-youngest unit in the NFL (24.8 avg. age) and finished the season regarded as one of the best groups in the league while helping the Broncos turn in the league's top rushing attack with a team-record 164.5 yards per game on the ground.

The only unit in the league to open every regular-season game with the same five individuals, the Broncos' offensive line was a finalist for the 2011 Madden Protectors Award. Clady earned his second career Pro Bowl selection in 2011, and Franklin was named to Football Outsiders' All-Rookie Team. Additionally, Kuper was named a first-team All-Pro selection by the Dallas Morning News.

During his four seasons instructing Carolina's offensive line, the Panthers ranked fifth in the NFL averaging 134.5 rushing yards per game and tied for second in the league with 26 individual 100-yard rushing performances. He also tutored a pair of linemen who combined for four Pro Bowl selections (tackle Jordan Gross, 2008, '10 and center Ryan Kalil, 2009-10).

Magazu did some of his best work in 2009 when, despite losing his two starting offense tackles for the last four games of the year, the Panthers became the first team in NFL history to have two 1,100-yard rushers (Jonathan Stewart-1,133; DeAngelo Williams-1,117) in a single season.

In his role as tight ends coach from 2003-06, he taught a group that emphasized blocking over

### COACHING EXPERIENCE

*12th NFL Season (4th with Broncos)*

<b>Denver Broncos</b>	
Offensive Line . . . . .	2011-14
<b>Carolina Panthers</b>	
Offensive Line . . . . .	2007-10
Tight Ends . . . . .	2003-06
<b>Boston College</b>	
Offensive Line . . . . .	1999-2002
<b>University of Memphis</b>	
Co-Offensive Coordinator/Offensive Line	1997-98
<b>University of Kentucky</b>	
Centers/Guards . . . . .	1995-96
<b>Colorado State University</b>	
Offensive Line . . . . .	1993-94
Centers/Guards . . . . .	1992
<b>Indiana State University</b>	
Offensive Coordinator/Offensive Line . .	1990-91
<b>U.S. Naval Academy</b>	
Offensive Line/Special Teams . . . . .	1987-89
<b>Ball State University</b>	
Offensive Coordinator/Offensive Line . .	1985-86
<b>Northern Illinois University</b>	
Offensive Tackles/Tight Ends . . . . .	1984
<b>University of Michigan</b>	
Graduate Assistant . . . . .	1983
<b>Eastern Michigan University</b>	
Offensive Line . . . . .	1982 (Fall)
<b>North Carolina State</b>	
Part Time Asst. Offensive Tackles . . . .	1982 (Spring)
<b>Western Michigan University</b>	
Part-Time Assistant Offensive Line . . . .	1981
<b>Ithaca College</b>	
Graduate Assistant . . . . .	1980

receiving and helped a Panthers running game that registered a then franchise-record 2,091 rushing yards in his first season with the club.

Prior to joining the NFL ranks, he served as the offensive line coach for Boston College from 1999-2002, and helped develop a bevy of pro prospects, including future Pro Bowl selections Dan Koppen and Chris Snee, and 2002 first-round draft choice Marc Colombo. Four of his offensive linemen were All-Big East selections in 2001, while three earned All-Conference honors in 2002.

Serving as co-offensive coordinator and offensive line coach at the University of Memphis from 1997-98, he instructed future NFL guard Artis Hicks, who earned freshman All-America honors in 1998.

He coached centers and guards for two seasons at the University of Kentucky after three years as an offensive line coach at Colorado State University under Rams Head Coach Sonny Lubick.

After graduating from Springfield College in 1980, where he was a four-year starter as a defensive tackle, he began his coaching career at Ithaca College and went on to coach at Western Michigan University (1981), Eastern Michigan University (1982), the University of Michigan (1983), Northern Illinois University (1984), Ball State University (1985-86), the U.S. Naval Academy (1987-89) and Indiana State University (1990-91).

Magazu, who attended Taunton High School in Taunton, Mass., was born on June 10, 1957. He and his wife, Carrie, have five children, including four sons: Anthony, Damon, Dominick and Roman, and a daughter, Olivia. Anthony was a quarterback at Kent State, Dominick was a wide receiver at Appalachian State and Damon lettered four times as a defensive back at East Carolina and earned a tryout with the Baltimore Ravens.

**PRO BOWL PLAYERS COACHED (5):** T Ryan Clady (2011-12), G Zane Beadles (2012), T Jordan Gross (2008), C Ryan Kalil (2009-10), G Louis Vasquez (2013).



## LUKE RICHESON

### STRENGTH & CONDITIONING

Luke Richesson enters his sixth NFL season and third year as the Denver Broncos' strength and conditioning coach in 2014. He was named to his current position on Feb. 15, 2012.

Named the NFL's 2013 Strength and Conditioning Coach of the Year

by Samson Equipment and *American Football Monthly*, Richesson, 40, is responsible for directing the club's year-round strength and conditioning program.

He came to Denver in 2012 from Jacksonville, where he served as the head strength coach for the Jaguars for three seasons (2009-11) under current Broncos Defensive Coordinator Jack Del Rio.

Prior to his hire in Jacksonville, he served as the performance team director at Athletes' Performance in Tempe, Ariz., from 2001-08, implementing programs to help elite college football prospects prepare for the NFL Combine as well as assisting NFL veterans in their training during the offseason.

In his eight years with Athletes' Performance, Richesson trained 52 first-round selections, including four No. 1 overall picks, and more than 250 draftees overall.

Using adaptive training regimens for all types of athletes, including the former UFC Heavyweight and WBC Light Heavyweight champions, he regularly applies mixed martial arts and other modern workout techniques in his specialized programs.

Richesson began his career at his alma mater, the University of Kansas, in 1997, following four seasons playing safety for the Jayhawks and earning his bachelor's degree in exercise science. He went on to pursue graduate coursework and spent time on the coaching staffs at the University of Wyoming (1998) and Arizona State University (1999-2000).

He is married to Anita Nall-Richesson, who was a gold-medal winner in swimming at the 1992 Olympic Games in Barcelona and was inducted into the Swimming Hall of Fame in 2008. The couple has an 11-year-old son, Luther, and a 9-year-old daughter, Sunny. Richesson was born on April 29, 1974, in Kansas City, Mo.

### COACHING EXPERIENCE

6th NFL Season (3rd with Broncos)

#### Denver Broncos

Strength and Conditioning ..... 2012-14

#### Jacksonville Jaguars

Strength and Conditioning ..... 2009-11

#### Athletes' Performance (Tempe, Ariz.)

Performance Team Director ..... 2001-08

#### Arizona State University

Strength & Conditioning Graduate Asst. . . 1999-2000

#### University of Wyoming

Strength & Conditioning Graduate Asst. . . 1998

#### University of Kansas

Strength & Conditioning Intern. .... 1997



## JAY RODGERS

### DEFENSIVE LINE

Jay Rodgers enters his sixth season with the Denver Broncos and his third as defensive line coach in 2014 after spending the previous three campaigns as a defensive assistant for the club.

Rodgers, who worked for nine seasons at the collegiate level before joining the Broncos, was originally

hired by Denver on Jan. 21, 2009, and was promoted to his current role on May 14, 2012.

In 2013, he worked with a pair of veteran newcomers in defensive end Shaun Phillips (team-leading 10 sacks) and defensive tackle Terrance Knighton (16-game starter). Rodgers also was instrumental in bringing along rookie defensive tackle Sylvester Williams and second-year defensive end Malik Jackson, both of whom became starters down the stretch as defensive tackle Kevin Vickerson and defensive end Derek Wolfe ended the season on injured reserve.

Rodgers instructed a 2012 unit that helped the club tie for the NFL lead in sacks (52) while ranking third against the run (91.1 yds./G). Defensive end Elvis Dumervil earned his second consecutive Pro Bowl selection under Rodgers, ranking second on the Broncos with 11 quarterback takedowns, including a league-best six strip sacks.

Wolfe emerged as a solid contributor, recording six sacks and becoming just the second rookie defensive lineman in team history to start every game. Veterans Justin Bannan and Vickerson combined with second-year player Mitch Unrein to provide a steady force in the middle.

During the 2011 campaign, Rodgers was part of a staff that helped the club improve in nearly every defensive statistical category from the previous season. Additionally, Denver tied Baltimore and San Francisco for the most defensive players (4) selected to the Pro Bowl, as Dumervil, cornerback Champ Bailey, safety Brian Dawkins and linebacker Von Miller made the league's annual All-Star Game.

During his first NFL season with the Broncos in 2009, Rodgers was a defensive assistant for a unit that ranked third in the league against the pass (186.3 ypg.) while placing seventh in both yards per game (315.0) and yards per play (5.0). Also that year, Dumervil became the first player in franchise history to lead the league in sacks with a club-record 17.

A former college quarterback, Rodgers coached the offensive side of the ball before joining the Broncos, instructing Iowa State's wide receivers from 2007-08 after coaching quarterbacks at Stephen F. Austin University (2005-06) and Missouri State University (2004).

He served as passing game coordinator at Dodge City Community College in Kansas during the 2003 season following stints at Louisiana State University (2001-02) and Ohio State University (2000).

At Iowa State, Rodgers instructed the school's all-time leading wide receiver, Todd Blythe, during his senior campaign in 2007 and helped him to honorable mention All-Big 12 Conference accolades after he posted a career-high 52 catches (779 yds., 5 TDs) that year. Blythe signed a free-agent contract with the New Orleans Saints following the completion of his collegiate career.

During two seasons as Stephen F. Austin's quarterbacks coach from 2005-06, Rodgers worked with one of the best passing offenses in the country. The school ranked 12th nationally with a Southland Conference-best 283.5 passing yards per game average in 2005, and quarterback Zeke Dixon accounted for 20 touchdown passes and 2,407 passing yards that year.

Rodgers coached quarterbacks at Missouri State in 2004 after serving as passing game coordinator at Dodge City Community College in 2003, helping that school rank eighth nationally in passing yards per game.

He spent two years as a graduate assistant at LSU from 2001-02, years in which the Tigers won the Southeastern Conference's Western Division. He was a defensive graduate assistant in 2002, working primarily with the defensive backs, and was an offensive graduate assistant on LSU's 2001 squad that won the SEC title and the Sugar Bowl.

Rodgers' coaching career began in 2000 as a recruiting intern at Ohio State.

In college, Rodgers played quarterback for three seasons at Indiana University, starting 15 games before transferring to Missouri State for his senior season. In his one season with the Bears in 1999, he was voted team captain and MVP after setting several school single-season passing records.

A native of Austin, Texas, Rodgers attended Austin Westlake High School and received a bachelor's

### COACHING EXPERIENCE

#### 6th NFL Season (6th with Broncos)

#### Denver Broncos

Defensive Line .....	2012-14
Quality Control-Defense .....	2011
Coaching Assistant .....	2009-10

#### Iowa State University

Wide Receivers .....	2007-08
----------------------	---------

#### Stephen F. Austin University

Quarterbacks .....	2005-06
--------------------	---------

#### Missouri State University

Quarterbacks .....	2004
--------------------	------

#### Dodge City C.C. (Kansas)

Passing Game/QBs/WRs .....	2003
----------------------------	------

#### Louisiana State University

Defensive Graduate Assistant .....	2002
Offensive Graduate Assistant .....	2001

#### Ohio State University

Recruiting Intern .....	2000
-------------------------	------

degree from Indiana in 2000. His younger brother, Jeff, is entering his fourth season as the Broncos' special teams coordinator. Rodgers, who was born on Aug. 29, 1976, in St. Paul, Minn., is married to Melissa, and they have two daughters, Avery and Harper, and a son, Rock.

**PRO BOWL PLAYERS COACHED (1):** DE Elvis Dumervil (2012).



## RICHARD SMITH

### LINEBACKERS

Richard Smith is in his fourth season as linebackers coach for the Denver Broncos in 2014 and his eighth season overall with the franchise after working with the team's linebackers and special teams from 1993-96.

With more than a quarter century of experience at the NFL level, Smith was hired to his current position as the team's linebackers coach on Jan. 25, 2011, after spending two seasons (2009-10) coaching under John Fox in Carolina. Prior to coaching the Panthers' linebackers, Smith served as the defensive coordinator with the Texans for three years (2006-08) and with the Dolphins during the 2005 campaign. Before joining Miami, he coached with the Lions (2003-04), 49ers (1997-2002), Broncos (1993-96) and Oilers (1988-92). He has coached nine different players to a total of 11 Pro Bowls during his career.

In 2013, Smith coached a group anchored by second-year linebacker Danny Trevathan, who led the team with 124 tackles (84) to help offset the loss of All-Pro Von Miller for the majority of the season.

Coaching for the NFL's second-ranked defense in 2012, Smith helped linebacker Miller become one of the most dominant and complete defensive players in football, as he finished as runner-up for NFL Defensive Player of the Year, earned first-team Associated Press All-Pro honors and became the first individual in Broncos history to earn Pro Bowl selections in each of his first two seasons.

Miller set a team record with 18.5 quarterback takedowns, while finishing the 2012 campaign ranked in the Top 5 in sacks, quarterback knockdowns, quarterback hurries, tackles for a loss, run stuffs and forced fumbles.

The 2012 linebacking unit also received significant production from Wesley Woodyard, who became the first NFL player in five seasons to record at least 100 tackles, five sacks and three interceptions in a season, and 15th-year veteran Keith Brooking, who started 14-of-16 games at the middle linebacker spot.

In 2011, Smith's linebacker group was essential to Denver's defensive turnaround in which the club allowed five fewer points per game (24.4) than the year before and posted the most sacks (41) in 11 seasons. In addition to being named NFL Defensive Rookie of the Year, Miller was selected as a Pro Bowl starter during his first NFL season while tying the franchise rookie record with 11.5 sacks.

During his two seasons in Carolina (2009-10), Smith coached for a Top 10 defense that tied for the third-most takeaways (66) in the NFL over that span. Under his coaching, middle linebacker Jon Beason earned Pro Bowl honors in 2009.

Smith was the defensive coordinator for Houston from 2006-08, where he helped produce two Pro Bowl players. DeMeco Ryans made the Pro Bowl in 2007 and Mario Williams did so in 2008. Both players were named to the Associated Press All-Pro second team in 2007.

In 2005, Smith served as the defensive coordinator for Miami, where his defense ranked second in the NFL in sacks with 49.

Before he was hired by the Dolphins, Smith spent two seasons as Detroit's assistant head coach/linebackers. Under his eye, Boss Bailey earned all-rookie honors from ESPN.com in 2003.

During his six seasons with San Francisco (1997-2002), Smith oversaw four Pro Bowl linebackers: Ken Norton, Jr. (1997), Lee Woodall (1997), Winfred Tubbs (1998) and Julian Peterson (2002). During his last two years with the 49ers, he helped the team improve its run defense from ninth to seventh in the league, despite only having two linebackers on the team's roster with more than one year of NFL experience in 2001.

### COACHING EXPERIENCE

*27th NFL Season (8th with Broncos)*

#### Denver Broncos

Linebackers.....2011-14

#### Carolina Panthers

Linebackers.....2009-10

#### Houston Texans

Defensive Coordinator.....2006-08

#### Miami Dolphins

Defensive Coordinator.....2005

#### Detroit Lions

Assistant Head Coach/Linebackers....2003-04

#### San Francisco 49ers

Linebackers.....1997-2002

#### Denver Broncos

Special Teams.....1995-96

Special Teams/Linebackers.....1993-94

#### Houston Oilers

Special Teams/TE/LB/OL.....1988-92

#### University of Arizona

Linebackers/Special Teams.....1987

#### California

Linebackers/Special Teams.....1984-86

#### Cal State-Fullerton

Defensive Line.....1981-83

#### Rio-Hondo Junior College

Offensive Line.....1979-80



From 1993-96, Smith coached the Broncos' special teams while also helping with the linebackers during his first two seasons.

Smith entered the NFL in 1988 with the Oilers, where he coached special teams and also assisted with the tight ends, linebackers and offensive line. His all-around support and work with Pro Bowlers such as offensive linemen Bruce Matthews and Mike Munchak helped Houston reach the playoffs in each of his five seasons with the team.

He spent nine seasons coaching at the college level before breaking into the NFL. He coached the linebackers/special teams at Arizona in 1987, after spending three years at California from 1984-86. His college coaching career began with three seasons at Cal State-Fullerton from 1981-83. Smith began his coaching career at Rio Hondo Junior College in Calif., where he oversaw the offensive line for two seasons (1979-80).

Smith was an offensive lineman at Rio Hondo Junior College from 1975-76, before transferring to Fresno State in 1977. He helped the Bulldogs to the Pacific Coast Athletic Association title in 1977 and graduated with a degree in physical education in 1979. Smith has four children—Morgan, Aimee, Whitney and Travis—and is married to Renee. He was born on Oct. 17, 1955.

**PRO BOWL PLAYERS COACHED (9):** LB Jon Beason (2009-10), K Jason Elam (1995), LB Karl Mecklenburg (1993), KR Glyn Milburn (1995), LB Von Miller (2011-12), LB Ken Norton Jr. (1997), LB Julian Peterson (2002), LB Winfred Tubbs (1998), LB Lee Woodall (1997).



## ERIC STUTESVILLE

### RUNNING BACKS

Eric Stutesville is in his fifth season as running backs coach for the Denver Broncos in 2014 after he was hired by the club on Jan. 23, 2010.

Entering his 14th season coaching running backs in the NFL and 18th overall year in the league, he spent six seasons (2004-09) coaching running backs in Buffalo following a three-year stint (2001-03) in that capacity with the New York Giants. Stutesville's NFL coaching career began in 1997 with Chicago following six years working at the collegiate level.

In 2013, he coached a diverse running back group that contributed to Denver's record-setting offense. Veteran Knowshon Moreno became the first player in Broncos history to post 1,000 yards rushing (1,038) and 500 yards receiving (548) while ranking second on the club with 13 total touchdowns. Rookie Montee Ball finished second on the team with 559 yards and four touchdowns on the ground in addition to leading the NFL with a 6.6-yard rushing average during the last five weeks of the regular season.

Denver's running back group in 2012 battled through injuries and youth to provide an effective forced in Denver's fourth-ranked offense. Willis McGahee totaled 731 rushing yards and four touchdowns on 167 carries (4.4 avg.) in 10 games before being placed on injured reserve with a knee injury. After eight weeks as a gametday inactive, Moreno took over as the starter and ranked sixth in the NFL in rushing (85.0 ypg) over the final six weeks of the regular season and finished the year with 138 rushes for 525 yards (3.8 avg.) and four scores.

Speedy rookie tailback Ronnie Hillman, the NFL's youngest player during the 2012 campaign, contributed 330 yards and a touchdown on 85 carries (3.9 avg.), while running back Lance Ball (158 yds., TD) and fullback Jacob Hester (81 yds., 2 TDs) provided depth and production for the unit.

The Broncos' stable of running backs in 2011 led the way for the NFL's top rushing attack as the club set a team record averaging 164.5 yards per game on the ground. McGahee, who signed with Denver as a free agent after spending time with Stutesville in Buffalo, tied for the NFL lead with seven individual 100-yard rushing games. With his 1,199 rushing yards on the year, he joined Ricky Watters as the only players in NFL history to rush for 1,000 yards in a season with three different teams.

In his first season with Denver in 2010, Stutesville helped Moreno become the fifth player in franchise history to record 1,000 yards from scrimmage in each of his first two NFL seasons. He was named the team's fourth interim head coach and 13th head coach overall in team history on Dec. 6,

### COACHING EXPERIENCE

*18th NFL Season (5th with Broncos)*

#### Denver Broncos

Running Backs ..... 2010-14  
Interim Head Coach ..... 2010 (Weeks 14-17)

#### Buffalo Bills

Running Game Coord./RBs ..... 2008-09  
Running Backs ..... 2004-07

#### New York Giants

Running Backs ..... 2001-03

#### Chicago Bears

Offensive Quality Control ..... 1997-2000

#### Kent State University

Secondary ..... 1995-96

#### Wingate University

Secondary ..... 1994

#### University of North Carolina

Video Assistant ..... 1992-93

#### University of Arizona

Graduate Assistant ..... 1991

2010, serving the last four weeks of the season in that capacity and earning his first win as an NFL head coach vs. Houston on Dec. 26, 2010.

During his 13 seasons as an NFL running backs coach, Stutesville has guided five individuals to a total of nine 1,000-yard rushing seasons with McGahee (3), Tiki Barber (2), Marshawn Lynch (2), Moreno (1) and Fred Jackson (1) reaching the mark. His running backs have registered 46 individual 100-yard rushing efforts, a total that includes 24 by McGahee and 12 by Barber.

With the Bills, Stutesville had a 1,000-yard rusher in five of his six seasons, including one during each of the last three years, and coached Lynch to a Pro Bowl selection in 2008. Both McGahee (2004-05) and Lynch (2007-08) cleared the 1,000-yard mark in each of their first two seasons with McGahee's 2,375 yards marking a team record for a player's first two years and ranking 16th in league annals for that category.

Jackson, in just his third year, became only the ninth undrafted player in league history to post a 1,000-yard rushing effort in 2009, totaling 1,062 yards with Stutesville serving as running game coordinator. The Bills finished the season ranked ninth in the league in yards per rush (4.4) that year.

Stutesville was promoted to running game coordinator in 2008, a year that saw Lynch become the first Buffalo running back to earn a Pro Bowl nomination in five years after totaling his second consecutive 1,000-yard effort. Lynch (1,036 yds.) and Jackson (500 yds.) formed one of the top rushing duos in the NFL that year, and the two also combined for 84 receptions that led league rushing tandems.

In 2007, Stutesville oversaw Lynch's adjustment to the NFL as a rookie and helped the 12th overall pick lead AFC rookies in rushing with 1,115 yards that ranked second in club history among rookies. He averaged 85.7 rushing yards per game that ranked seventh in the NFL (min. 10 GP) and led the league in rushing attempts per game (21.5).

McGahee's 990 rushing yards for the Bills in 2006 increased his three-year career total under Stutesville to 3,365 yards to mark the ninth-highest total in the league during that time. He finished his Buffalo career with 14 100-yard games that marked the third-highest total in club history and were the most by a player through his first three seasons with the club.

The Bills' 2005 backfield featured fullback Daimon Shelton, whom Stutesville developed into one of the league's top blockers, along with McGahee, whose 1,247 yards marked his second consecutive 1,000-yard effort. McGahee became the fastest back in team history to total 2,000 career rushing yards, reaching that mark in only 26 games.

Stutesville joined the Bills as running backs coach in 2004 and instructed McGahee in his first year, helping the 23rd overall pick become the fourth rookie in team history to reach 1,000 rushing yards (1,128) and tie a club rookie record with 13 rushing touchdowns. McGahee rushed for at least 100 yards in his first three starts, becoming only the third back since the 1970 NFL merger to accomplish that feat.

From 2001-03, Stutesville coached the Giants' running backs and helped Barber post two 1,000-yard rushing efforts while ranking seventh in the league in yards per rush (4.6) and ninth in rushing yards (3,468). Barber also led all NFC running backs (3rd in NFL) with 210 receptions and placed fifth in the league with 5,103 yards from scrimmage during that three-year period.

Barber posted consecutive 1,000-yard rushing seasons under Stutesville in 2003 (1,216 yds.) and '02 (1,387 yds.). The running back's career-high 1,387 rushing yards in 2002 ranked as the second-highest season total in Giants history and helped the club post a 10-6 record and advance to the postseason.

Stutesville began his NFL career with the Bears, working with the club during its 1996 training camp as part of the NFL minority coaching fellowship and spending 1997-2000 in Chicago handling offensive quality control duties.

Before moving into the NFL coaching ranks, Stutesville was secondary coach at Kent State University (1995-96) and Wingate University (1994). He worked at the University of North Carolina as a video assistant from 1992-93 after serving as a graduate assistant in 1991 at the University of Arizona, where he earned a master's degree in exercise physiology.

A defensive back at the University of Wisconsin-Whitewater, Stutesville graduated from the school with a bachelor's degree in physical education. Born May 29, 1967, in Madison, Wis., Stutesville is married to Staci, and the couple has a daughter, Sydni, and a son, Eric Jr.

**PRO BOWL PLAYERS COACHED (2):** RB Marshawn Lynch (2008), RB Willis McGahee (2011).

### DID YOU KNOW?

Tight end Shannon Sharpe, who was selected to the Pro Football Hall of Fame in 2011, played 12 seasons for the Broncos from 1990-99 and 2002-03, totaling more career receptions (815), receiving yards (10,060), receiving touchdowns (62), Super Bowl wins (3) and Pro Bowl selections (8) than any of the other seven tight ends enshrined in the Hall of Fame.



## DERIUS SWINTON II

### ASSISTANT SPECIAL TEAMS

Derius Swinton begins his second season as assistant special teams coach with the Denver Broncos in 2014. Entering his sixth season coaching in the NFL, he was hired by the team on Feb. 14, 2013.

Swinton, 29, served as a special teams quality control coach for following three seasons in the same role with St. Louis.

Kansas City in 2012,

In his first year with Denver in 2013, first-time Pro Bowl kicker Matt Prater set the team scoring record with 150 points (25-26 FG; 44-44 XP) and Trindon Holliday scored special-teams touchdowns by way of both punt and kickoff returns to help pace the unit.

In 2012 with the Chiefs, he worked with punter Dustin Colquitt, who made his first Pro Bowl appearance after leading the NFL with 54.2 percent of his punts (45-of-83) being downed inside the opponent 20-yard line (20 punts downed inside the 10). Kansas City's special teams units also accounted for three forced fumbles, one blocked punt and one touchdown during the 2012 campaign.

From 2009-11 with the Rams, Swinton helped coach a unit that ranked third in the NFL with a 39.3-yard net punting average and fourth in the league with a 11.0-yard punt return average during that span.

St. Louis punter Donnie Jones ranked second in the NFC with a 40.0-yard net average in 2010, while Danny Amendola finished third in the conference with 1,594 total return yards (1,142 KOR, 452 PR).

Swinton began his coaching career as a defensive graduate assistant at the University of Tennessee from 2007-08, aiding a Volunteers defense that ranked No. 3 in the nation in 2008 (263.5 ypg).

He graduated from Hampton University, where he played safety from 2003-06 and totaled 103 tackles, eight interceptions and 10 passes defended.

A quarterback and safety for Thomas Dale High School in Chester, Va., he guided his team to a 23-3 record over his final two prep seasons. Derius Dean Swinton II was born on April 26, 1985, in Newport News, Va.

### COACHING EXPERIENCE

*6th NFL Season (2nd with Broncos)*

#### Denver Broncos

Assistant Special Teams . . . . . 2013-14

#### Kansas City Chiefs

Special Teams Quality Control . . . . . 2012

#### St. Louis Rams

Quality Control-Special Teams . . . . . 2009-11

#### University of Tennessee

Defensive Graduate Assistant . . . . . 2007-08



## TYKE TOLBERT

### WIDE RECEIVERS

Tyke Tolbert is in his fourth year with the Denver Broncos coaching the wide receivers in 2014—a position he has instructed with three previous teams since joining the NFL ranks in 2003. He is entering his 12th NFL season and was named to his current position on Jan. 17, 2011.

Tolbert spent the 2010 season coaching under John Fox in Carolina, preceded by six seasons with Buffalo (2004-09) and one year with Arizona (2003).

In 2013, he coached a unit that produced three players with 10-plus touchdowns (Demaryius Thomas – 14, Eric Decker – 11, Wes Welker – 10) along with two 1,000-yard performers (Thomas – 1,430, Decker – 1,288) for Denver's record-setting offense.

Thomas, whose 14 receiving scores tied a franchise record, earned his second career Pro Bowl honor and was named a second-team All-Pro selection by the Associated Press. He joined Decker as just the second pair of teammates (Cris Carter/Randy Moss, Min. – 1998-99) to post 1,000 yards and 10 touchdowns each in consecutive seasons. Welker set a career high with 10 touchdowns, including at least one in an NFL-record six straight games to begin a season with a new team.

Denver's 2012 wide receiver group helped Denver's fifth-ranked passing offense score 30 or more points in a team-record 11 games. Third-year wideouts Decker and Thomas became the youngest tandem in NFL history to record 1,000 yards and 10 touchdowns each in a season, while veteran Brandon Stokley became one of 10 players in league annals to post 40 receptions and five touchdowns after age 36.

Teaming with quarterback Peyton Manning, Thomas earned his first career Pro Bowl selection after finishing fourth in the NFL with 1,434 yards and 10 touchdowns on 94 receptions (15.3 avg.), while Decker posted 85 receptions for 1,064 yards (12.5 avg.) and an AFC-best 13 touchdowns. The young wideouts also tied for first in the AFC with four receiving scores apiece on third down.

Thomas and Decker emerged as solid targets under Tolbert's instruction in 2011, combining for 76

receptions for 1,163 yards (15.3 avg.) with 12 touchdowns in Denver's run-heavy offense led by quarterback Tim Tebow. Fourth-year wideouts Eddie Royal and Matthew Willis also provided steady production after a trade in Week 6 that sent Pro Bowl wide receiver Brandon Lloyd to St. Louis.

In Buffalo, Tolbert helped wide receiver Lee Evans become one of the most productive receivers in Bills history. Evans led all NFL rookies in 2004 with nine touchdown receptions and a 17.6-yard average per catch. After finishing second in the NFL with seven receptions for 40-plus yards in 2005, Evans continued to improve under Tolbert in 2006, amassing a team-record 265 yards receiving on 11 catches with two touchdowns in Week 11.

Under Tolbert's tutelage with the Cardinals in 2003, Anquan Boldin earned Offensive Rookie of the Year honors and was the only rookie to make the Pro Bowl that season. He set an NFL-rookie record with 101 catches for 1,377 yards — the second most by a rookie in league history.

He gained his first professional coaching experience by participating in the NFL's Minority Internship Program with the Detroit Lions during training camp in 1997 and again with the Cardinals during training camp in 2001.

Tolbert coached for eight seasons at the collegiate level before joining the NFL ranks. He began his college coaching career as a graduate assistant at Louisiana State in the spring of 1994 and Northeast Louisiana in the fall of 1994. He moved on to coach wide receivers at Ohio in the spring of 1995, before returning to Northeast Louisiana in the fall of 1995, where he tutored the team's tight ends for three seasons. In 1998, Tolbert was hired as the tight ends coach at Auburn. He became the wide receivers coach/recruiting coordinator at Louisiana-Lafayette for three seasons (1999-2001). Tolbert served as the tight ends coach/recruiting coordinator at Florida in 2002, before making the jump to the NFL the following season.

Tolbert was a three-year letterman at LSU, where he played wide receiver. A native of Conroe, Texas, he graduated from LSU with bachelor's and master's degrees. He and his wife, Linda, have two daughters, Morgan and Madison.

**PRO BOWL PLAYERS COACHED (2):** WR Anquan Boldin (2003), WR Demaryius Thomas (2012-13).

## COACHING EXPERIENCE

*12th NFL Season (4th with Broncos)*

<b>Denver Broncos</b>	
Wide Receivers .....	2011-14
<b>Carolina Panthers</b>	
Wide Receivers .....	2010
<b>Buffalo Bills</b>	
Wide Receivers .....	2004-09
<b>Arizona Cardinals</b>	
Wide Receivers .....	2003
<b>University of Florida</b>	
Tight Ends/Recruiting Coordinator .....	2002
<b>University of Louisiana-Lafayette</b>	
Wide Receivers/Recruiting Coordinator ..	1999-2001
<b>Auburn University</b>	
Tight Ends .....	1998
<b>Northeast Louisiana University</b>	
Tight Ends .....	1995-97
<b>Ohio University</b>	
Wide Receivers .....	1995 (Spring)
<b>Northeast Louisiana University</b>	
Graduate Assistant .....	1994
<b>Louisiana State University</b>	
Graduate Assistant .....	1994 (Spring)



**CORY UNDLIN**

## DEFENSIVE BACKS

Cory Undlin enters his third season with the Denver Broncos in 2014 and his second as the club's defensive backs coach. A veteran of 10 NFL seasons and 16 total years coaching football, he was named to his current position on Jan. 15, 2013.

Before coming to Denver, Undlin, 43, spent three seasons with Jacksonville under current Broncos Defensive Coordinator Jack Del Rio, coaching the club's defensive backs for two years and spending another season as a defensive assistant working with the defensive line and outside linebackers.

He also coached four seasons in Cleveland (2005-08) and one year with New England (2004), working primarily with the secondary in both stops.

With the Broncos in 2013, Undlin coached a unit that overcame losses of perennial Pro Bowl cornerback Champ Bailey and starting safety Rahim Moore to injuries. The secondary featured young contributors in cornerback Kayvon Webster and safety Duke Ihenacho as well as steady performances from cornerbacks Chris Harris Jr. and Dominique Rodgers-Cromartie.

Undlin was part of Denver's defensive staff in 2012 that helped the club rank third against the pass. The Broncos finished the 2012 regular season as the only NFL team that didn't allow a 300-yard passer in addition to limiting opponents to a league-low 30.6-percent third-down conversion rate.

While coaching the Jaguars' secondary in 2011, Jacksonville's defense allowed just two individual 300-yard passers to tie for the fourth fewest in the NFL in addition to surrendering only 43 pass plays of 20+yards (T-2nd in NFL).

Undlin coached four seasons with the Browns beginning with the 2005 campaign and worked his

way from defensive quality coach his first two years to secondary/assistant special teams coach in 2007 and defensive backs coach in 2008.

The Browns finished second in the league with 23 interceptions in 2008, led by cornerback Brandon McDonald, who tied for fourth in the AFC with five interceptions as a 15-game starter for the club.

He worked with the secondary as a defensive coaching assistant with New England during the 2004 campaign in which the Patriots finished the regular season 14-2 and went on to win Super Bowl XXXIX.

Undlin began his coaching career at his alma mater, California Lutheran University, where he coached linebackers from 1998-99 before being promoted to defensive coordinator in 2000. From 2002-03 he served as a graduate assistant at Fresno State University working with the school's secondary.

A defensive back for California Lutheran from 1990-94, Undlin earned his bachelor's and master's degrees from the school. He and his wife, Amy, have a son (Caden) and two daughters (Brooke and Taylor). He was born on June 29, 1971, in St. Cloud, Minn.

## COACHING EXPERIENCE

*11th NFL Season (3rd with Broncos)*

### Denver Broncos

Defensive Backs .....2013-14  
Quality Control-Defense .....2012

### Jacksonville Jaguars

Defensive Backs .....2010-11  
Defensive Assistant .....2009

### Cleveland Browns

Defensive Backs .....2008  
Secondary/Assistant Special Teams .....2007  
Quality Control-Defense .....2005-06

### New England Patriots

Defensive Assistant .....2004

### Fresno State University

Graduate Assistant (Defensive Backs) .....2002-03

### California Lutheran University

Defensive Coordinator .....2000-02  
Linebackers .....1998-2000

## PLAYER PERSONNEL / FOOTBALL OPERATIONS



### MATT RUSSELL

#### DIRECTOR OF PLAYER PERSONNEL

Matt Russell begins his third season as director of player personnel for the Broncos in 2014 after spending the previous three seasons as the club's director of college scouting. He was named to his current position on Jan. 17, 2012.

As director of player personnel, Russell is responsible for overseeing the day-to-day operations of the pro personnel and college scouting departments.

A former All-American and Butkus Award winner at the University of Colorado, Russell, 41, joined the Broncos after scouting for seven seasons in the NFL with Philadelphia (2006-08) and New England (2001, '03-05).

Since his ascension to director of player personnel in 2012, the Broncos overhauled the majority of their roster, developing depth and competition through free agency and the draft. In the past two seasons, Denver has produced consecutive 13-3 records and finished No. 1 in the conference. The 2013 squad advanced to Super Bowl XLVIII, marking the club's first appearance in the championship game in 15 seasons.

With Russell leading the club's scouting efforts from 2009-11, the Broncos acquired 25 players through the draft and college free agency that ended Denver's 2011 AFC West Championship season on the active/reserve rosters.

Russell spent the 2008 season as the national scout for the Eagles after scouting the Western region for the club from 2006-07. Philadelphia earned playoff berths during two of Russell's three seasons on its staff, including the 2008 campaign when the Eagles advanced to the NFC Championship Game.

Hired by the Patriots as a pro scout in December 2000, Russell served in that capacity for the club during its Super Bowl XXXVI-winning season in 2001 and worked as an area scout for the team from 2003-05. New England won consecutive Super Bowls (XXXVIII in 2003 and XXXIX in '04) with Russell on staff during that time, and its 45-11 (.804) overall record from 2003-05 was the best mark in the NFL.

A four-year starter at Colorado from 1993-96, Russell finished his collegiate career ranked first in school history in unassisted tackles (282) and second in total tackles (446). He received all-conference honors during each of his final two seasons with the Buffaloes, including a senior campaign in which he was a consensus first-team All-American and received the Butkus Award after posting a career-high 137 tackles. He was selected as a member CU's Athletic Hall of Fame Class of 2012.

Selected by Detroit in the fourth round (130th overall) of the 1997 NFL Draft, Russell earned all-rookie honors before knee injuries forced him to retire in 2000. He spent the 2000 season as a graduate assistant coach for Colorado, helping to instruct the Buffaloes' linebackers, before beginning his scouting career.

Russell lived in Germany, England and various parts of the United States as a child. He attended Belleville East High School in Belleville, Ill., and was born on July 5, 1973, in Tokyo, Japan.





## TOM HECKERT

### DIRECTOR OF PRO PERSONNEL

Tom Heckert begins his 24th NFL season in 2014 and his second year with the Broncos as their director of pro personnel. He was hired by the club on May 7, 2013.

His responsibilities managing the pro personnel department for the Broncos include scouting current NFL players and overseeing the advance scouting for the club's upcoming opponents.

During his 23-year NFL career, Heckert, 46, has been a part of 15 postseason campaigns, nine division titles and seven conference championship game appearances. He led an NFL personnel department in each of his last 12 seasons before

joining the Broncos as his teams combined to draft or acquire 15 Pro Bowl players during that time.

He most recently served as general manager of the Cleveland Browns from 2010-12. Before joining the Browns, Heckert spent nine seasons with Philadelphia, including his final four years (2006-09) with the club as its general manager. Three of those seasons (2006-08) were spent working with Broncos Director of Player Personnel Matt Russell, who was a college scout for the Eagles during that time.

Heckert was originally hired by Philadelphia as director of player personnel in 2001 before being promoted to vice president of player personnel in 2003.

He started his NFL career with the Miami Dolphins working as a pro and college scout from 1991-98 before his ascension to assistant director of pro personnel/college scout in 1999 and director of pro personnel in 2000.

Heckert has previously served on the NFL's College Advisory Committee, which advises college football juniors on their draft status, as well as the league's General Managers Advisory Committee, which consults Commissioner Roger Goodell and the NFL football operations department on key issues regarding player development, scouting and technology.

A graduate of Hillsdale (Mich.) College, where he played defensive back, Heckert started his football career as an assistant coach for his alma mater for two seasons before breaking into the NFL ranks.

His father, Tom Sr., spent more than 20 years as an NFL player personnel executive, including stops in Cleveland, Tampa Bay and Miami before his retirement in 2007. Tom Heckert Jr. was born on July 17, 1967, in Youngstown, Ohio. He has two children: Griffin and Madison.



## MIKE SULLIVAN

### DIRECTOR OF FOOTBALL ADMINISTRATION

Mike Sullivan enters his third year with the Denver Broncos in 2014 as the organization's director of football administration. After spending more than 25 years negotiating contracts as a player agent, he was hired by the Broncos on Feb. 15, 2012.

Sullivan's responsibilities include directing the club's negotiating and structuring of all player contracts as well as managing the Broncos' salary cap and football budget.

He joined the Broncos after serving the previous 11 years as managing director of the football division for Octagon Worldwide. In that capacity, he helped grow Octagon into one of the top sports representation and marketing firms in the nation.

While leading Octagon's football division, he became regarded as one of the top contract negotiators in the business. An NFLPA Certified Contract Advisor, attorney and Certified Public Accountant, Sullivan is credited with the creation of a variety of player contract terms, including the guaranteed salary/option bonus structure, which is now commonplace in high-value player contracts.

Known for his progressive approach and creativity in the formation of player contracts, Sullivan began his career as an attorney in the early 1980s working with Leigh Steinberg. In that capacity, he helped negotiate several of the highest-valued contracts in the history of professional football.

He started his own firm and later partnered with Jeff Sperbeck to form Sullivan & Sperbeck, which was acquired by Octagon in 2000.

An All-American prep quarterback from Walnut Creek, Calif., Sullivan earned a scholarship to the University of Oregon before transferring to Villanova University as a junior. He received a bachelor's degree in accounting from Villanova and went on to earn his law degree from the school. He was born in Morristown, N.J.



## MARK THEWES

### DIRECTOR OF TEAM ADMINISTRATION

Mark Thewes enters his 12th season in the NFL in 2014 and his third year as the club's director of team administration. Originally hired by Denver on Jan. 12, 2009, as Assistant to the Head Coach, Thewes worked for the Cleveland Browns from 1999-2004 and spent four years with GMR Marketing in Charlotte, N.C., before he joined the Broncos.

Thewes serves as the liaison to the NFL office to ensure the club's compliance with the collective bargaining agreement, roster management and reporting, scheduling, officiating and discipline. He also works closely with Director of

Football Administration Mike Sullivan in player contract analysis, market research and overall football department budgeting and monitoring.

A native of Canton, Ohio, Thewes worked as an intern in the operations and marketing departments at the Pro Football Hall of Fame before joining the Browns as an intern for their re-entry into the NFL in 1999. He was hired full time by the Browns in 2000 and handled marketing/sponsorships for the club through 2004.

At GMR Marketing, Thewes was an account director in its sports marketing division. In that capacity, he worked with NFL, NCAA and NASCAR accounts.

A four-year starter on the baseball team at Miami University (Oxford, Ohio), Thewes received a bachelor's degree from the school before earning a master's degree in sports administration from Ohio University. He is a graduate of Canton McKinley Senior High School in Canton, Ohio.

Mark and his wife, Megan, have one son (Wade) and one daughter (Gwen).



## ANTHONY KELLY

### ASSISTANT DIRECTOR OF PRO PERSONNEL

Anthony "Champ" Kelly begins his eighth season with the Denver Broncos in 2014 and is in his fifth year as the club's assistant director of pro personnel, a position he was promoted to on Feb. 12, 2010. Kelly spent 2008-09 with Denver as its assistant coordinator of pro and college scouting after joining the club as a Northeast region scout in 2007.

In his current position, Kelly is responsible for assisting Director of Pro Personnel Tom Heckert in the evaluation and acquisition of free agents and trades in addition to advance scouting and overseeing assignments of other professional football leagues. He assists in the coordination of player workouts and visits while also executing cross-check evaluations for the NFL Draft assigned by Director of Player Personnel Matt Russell.

Previously certified by the NFLPA as a contract advisor, he was hired by the Broncos after working as the general manager and wide receivers coach for the Lexington Horsemen of United Indoor Football during their 2007 campaign, when he helped lead the Horsemen to the United Bowl III. A former wide receiver and defensive back at the University of Kentucky, Kelly continued his playing career with the Horsemen from 2003-06 as a defensive standout and was a two-time first-team UIF All-Star.

Kelly began his coaching career as Lexington Christian Academy's offensive coordinator in 2002 and continued in that role through his playing career with the Horsemen.

He received a bachelor's degree in computer science from Kentucky in 2001 and earned a master's degree in business administration from the school in 2003. Proficient in computer programming and software development, he worked for IBM in Lexington, Ky., from 2002-05 as a software/quality engineer.

Kelly was a member of the 2001 Southeastern Conference "Good Works Team," where he earned a post-graduate scholarship for his community work. During his final season playing for the Lexington Horsemen in 2006, Kelly received the UIF Man of the Year Award recognizing his leadership both on the field and in the community.

In 2010, Kelly and his wife, Stephanie, founded Heart Power Inc., which funds "The C.H.A.M.P. Camp," a non-profit youth football camp conducted annually in Colorado, Florida and Kentucky.

A native of Campbellton, Fla., Kelly was born on Nov. 27, 1979. He has two daughters, Claire Alaina and Chloe Grace.



## ADAM PETERS

### ASSISTANT DIRECTOR OF COLLEGE SCOUTING

Adam Peters is in his sixth season with the Broncos in 2014 and his first as the club's assistant director of college scouting. He spent the previous three years as a national scout after two seasons scouting the Western region for the team.

Peters joined the Broncos after spending six seasons (2003-08) in the New England Patriots' personnel department, including his final three years with the club as an area scout. In 2005, he handled pro scouting duties for the Patriots.

Peters entered the NFL in 2003 as a scouting assistant with New England and was a member of its staff for consecutive Super Bowl wins (XXXVIII in 2003 and XXXIX in '04) with the club during that time. The Patriots' 45-11 (.804) overall record from 2003-05 was the best mark in the NFL.

Before joining the Patriots, Peters served as a football operations graduate assistant at UCLA in 2002 after playing defensive end for the Bruins from 1999-2001. He transferred to UCLA from West Valley Junior College in Saratoga, Calif., where he played tight end for two seasons (1997-98) and earned all-conference honors.

A native of Cupertino, Calif., Peters attended Monta Vista High School (Cupertino, Calif.) and was a two-sport standout in football and baseball during his prep career.



## JOHN SPYTEK

### NATIONAL SCOUT

John Spytek begins his first season as a national scout for the Broncos in 2014 after evaluating the Southwest region for the club during his first year with the team in 2013.

Spytek, who owns nine seasons of personnel experience in the NFL ranks, spent three seasons (2010-12) as the Cleveland Browns' director of college scouting during which time the club produced six PFW/PFWA All-Rookie Team selections and drafted four players who went on to make the Pro Bowl in 2013.

He served as a college/pro scout for Philadelphia from 2007-09 after starting his personnel career as an intern with the Eagles in 2005 and a full-time college scouting assistant in 2006. In five seasons with the club, Philadelphia earned three postseason berths and advanced to the NFC Championship game in 2008.

Spytek got his start in the NFL as an operations intern with Detroit in 2004 after playing linebacker for the University of Michigan from 1999-02. He graduated from Michigan with a bachelor's degree in general studies and a master's in sports management.

A native of Pewaukee, Wis., Spytek and his wife, Kristen, have a daughter, Evelyn. Spytek was born on Aug. 8, 1980.



## DAVE BRATTEN

### COLLEGE SCOUTING COORD. / AREA SCOUT

Dave Bratten is in his 16th season with the Denver Broncos' organization in 2014 and his 14th year in the college scouting department. He works as the Broncos' college scouting coordinator and also evaluates the Central Plains and Northeast areas for the club.

The 40-year-old initially joined the Broncos in 1997 as a media relations intern.

He earned a master's degree in sports management from Georgia Southern University in 1998 and a bachelor's degree in English from Monmouth (Ill.)

College in 1996. Bratten is a graduate of Arvada West High School in Arvada, Colo.

Dave, and his wife Kim, along with their daughter Sidney, reside in Lakewood, Colo.



## EUGENE ARMSTRONG

### SOUTHEAST AREA SCOUT

Eugene Armstrong enters his eighth season as a college scout with the Denver Broncos in 2014 and evaluates the Southeast area for the franchise.

Armstrong joined the Broncos after spending seven years (2000-06) working in the Houston Texans' personnel department, including his final three seasons with the club as a college scout evaluating the Southwest and Midwest regions.

Armstrong was hired by the Texans in 2000 as a scouting intern and was promoted to a college scouting assistant in 2002 for the franchise's inaugural season. In that capacity, he maintained the club's college database and reviewed

prospect tapes while scouting the states of Texas, Louisiana and Oklahoma.

Armstrong earned a bachelor's degree in business administration from the University of Tulsa, where he played safety for the Golden Hurricanes.

Born on Jan. 15, 1977, Armstrong played football and baseball at Elsik High School in Houston, where he currently resides. He has a daughter, Shelbi.



## SCOTT DiSTEFANO

### MIDWEST AREA SCOUT

Scott DiStefano is in his 33rd year with the Denver Broncos' personnel department in 2014 and scouts the Midwest area for the club.

He began his career with the Broncos scouting the Rocky Mountain and Southwest regions before shifting his focus to the Midwest in 1990. In addition to his scouting duties with the Broncos during the 1980s, DiStefano also assisted with the breakdown of film cutups for Assistant Head Coach Joe Collier.

DiStefano, 57, was a quarterback at Colorado State University from 1976-80. Although he had opportunities to play for the Hamilton Tiger-Cats and Edmonton Eskimos of the Canadian Football League, he opted to begin his coaching career as a graduate assistant at Colorado State in 1981. He served in that capacity for the year before coming to the Broncos in 1982.

A native of Alliance, Ohio, DiStefano was an all-conference quarterback in 1975 at Alliance High School, the same school that produced Pro Football Hall of Fame quarterback Len Dawson. Among the honors bestowed upon him was the 1974 Massillon (Ohio) JayCee's conference sportsmanship award, a prestigious honor from such a football-rich region of Ohio.



## CORNELL GREEN

### AREA SCOUT

Cornell Green enters his 35th year scouting in the NFL and his 28th season doing so for the Denver Broncos in 2014. Green also has served as a scouting consultant for the Broncos in addition to evaluating the Southwest, South, East and Midwest regions earlier in his career with the club. In 2010, he earned the AFC Scout of the Year Award from the Fritz Pollard Alliance.

Before his involvement with the Broncos' organization, Green scouted for the Dallas Cowboys during and after his illustrious playing career. He began scouting for the Cowboys in 1970 while still an active player and continued scouting through 1979, at which time he entered private business until coming to the Broncos in 1987.

Green, 74, was signed by the Cowboys as a free agent and went on to play for Dallas from 1962-75, seeing time at cornerback for 10 years before moving over to safety for his last four seasons. Green earned Pro Bowl honors seven times, winning that accolade at both cornerback and safety. He recently was named the 10th-best undrafted player of all-time by NFL.com.

Green did not play college football but was a two-time All-American basketball player (1959-60 and 1961-62) at Utah State University, where he averaged 23 points per game at forward for the Aggies from 1959-62. Green is a member of the Basketball Hall of Fame in both the states of Oklahoma and Utah. His brother, Pumpsie Green, had a lengthy career in major league baseball.

A native of Boley, Okla., Cornell and his wife, Betty, have two children, Randy and Ronney, and make their home in Dallas.



## LENNY MCGILL

### SOUTHWEST AREA SCOUT

Lenny McGill enters his sixth year with the Broncos and scouts the Southwest region for the club. He spent his first five years with the team as assistant director of college scouting.

McGill joined the Broncos after spending nine years as a college scout for Green Bay from 2000-08 following the conclusion of his five-year NFL playing career.

His scouting efforts helped Denver capture three consecutive AFC West division titles from 2011-13 with a young nucleus of talent that played major roles for the club.

The 2011 Broncos featured seven rookies that combined to start 56 games, ranking second in the NFL in that category. Additionally, 12 of the club's 14 draft picks from 2012-13 finished Denver's AFC Championship season on the team's active/reserve rosters.

As a college scout with the Packers, McGill was responsible for scouting the Central Plains region. Hired by Green Bay on Feb. 2, 2000, he was part of five playoff berths and four division titles with the Packers while helping the club post the NFL's sixth-best regular-season record (84-60 / .583) from 2000-08.

Before beginning his scouting career, McGill played cornerback in the NFL and saw time in 62 career regular-season games (9 starts) and three postseason contests with Green Bay (1994-95), Atlanta (1996-97) and Carolina (1998). He totaled 104 tackles (84 solo), four interceptions (29 yds.), 16 pass breakups, one sack (5 yds.), two fumble recoveries and one forced fumble for his NFL career.

McGill played at Arizona State University from 1990-93 and was a two-year starter for the Sun Devils, earning honorable mention All-Pacific-10 Conference honors as a senior. He also lettered for three seasons on the Sun Devils' track and field team, finishing second in the conference in the triple jump as a sophomore.

McGill attended Orange Glen High School in Escondido, Calif., where he was a four-year letterman in football, basketball and track and was inducted into the San Diego High School Hall of Fame in 2002. He was named one of the top 10 defensive backs in the country by The Sporting News and was ranked No. 1 in the nation in the triple jump as a senior with a mark of 51'2".

A graduate of Arizona State with a bachelor's degree in criminal justice, McGill was born on May 31, 1971, in Long Beach, Calif.



## NICK SCHIRALLI

### ATLANTIC AREA SCOUT

Nick Schiralli enters his seventh season as a college scout for the Denver Broncos in 2014 and evaluates the Atlantic area for the franchise.

Schiralli joined the Broncos after spending two years (2006-07) as an offensive graduate assistant at the University of Florida, where he also was a four-year letterman as a wide receiver from 1996-99. He served in a variety of capacities with the Gators and was a part of their staff in 2006 that helped the team to a BCS national championship victory.

The 38-year-old spent four years working with the football program at the University of North Carolina from 2002-05. He was an offensive graduate assistant coach with the Tar Heels in 2005 after working as a recruiting administrator and special teams assistant from 2002-04.

Schiralli began his professional career in 2000 as the wide receiver coach at Cardinal Newman High School in West Palm Beach, Fla., before coaching wide receivers and special teams at Gainesville High School in Gainesville, Fla., in 2001.

As a wide receiver at Florida, Schiralli played 36 career games and was a two-time All-Southeastern Conference academic team selection. He was a member of the Gators' 1996 national championship squad as well as two SEC Championship teams and was named to the SEC's Good Works Team recognizing his efforts in the community.

Schiralli holds master's degrees in sports management and human performance/sports psychology from Florida. He also owns bachelor's degrees from Florida in telecommunications and public relations.

Nick and his wife, Jenny, have a son, Cale (7), and two daughters, Sawyer Mae (5) and Scout Isabelle (3). The couple is expecting a third daughter in August.





## BRIAN STARK

### WEST COAST AREA SCOUT

Brian Stark enters his third season as a college scout for the Denver Broncos in 2014 and evaluates the West Coast region for the franchise.

Stark, 40, joined the Broncos after serving three seasons as the offensive coordinator/quarterbacks coach for Yale University (2009-11) and nine seasons in various coaching capacities at San Diego State (2000-08). During those 12 seasons, he personally recruited or coached 12 NFL Draft choices.

At Yale, he tutored quarterback Patrick Witt, who finished his career as the school's all-time passing leader and was invited to play in the inaugural NFLPA

Collegiate Bowl in 2012.

Stark spent nine years at San Diego State, serving as tight ends coach (2008), director of football operations/recruiting coordinator (2006-07) and passing game coordinator/quarterbacks coach (2002-05). In his four seasons as quarterbacks coach for San Diego State, the Aztecs' signal-callers averaged nearly 3,100 yards and 18 passing touchdowns a year while setting 18 SDSU or MWC records.

Before joining San Diego State's staff, Stark spent a year as offensive program coordinator for the University of Washington, where he also assisted with the Huskies' recruiting efforts.

He began his professional career at his alma mater, the University of Colorado, where he was a student assistant/assistant recruiting coordinator from 1994-98.

Stark, a Fort Morgan, Colo., native, and his wife, Sarah, have two sons, Jackson and Alex.



## A.J. DURSO

### PRO SCOUTING COORDINATOR

A.J. Durso enters his second year with the Broncos as the club's pro scouting coordinator. His duties include scouting and evaluating pro prospects as well as assisting with the production and presentation of advance scouting reports to coaching staffs.

Before coming to the Broncos, he spent three seasons in Cleveland as pro scout and five years in football operations with Seattle. After beginning his NFL career as an operations intern with the Seahawks in 2005, Durso served as

football operations coordinator/assistant to Executive Vice President & Head Coach Mike Holmgren for three seasons (2006-08) and as an offensive assistant for the team's 2009 campaign.

A graduate of SUNY Institute of Technology, where he was a member of the baseball team, Durso is married to Toby.



## DARREN MOUGEY

### COLLEGE/PRO PERSONNEL

Darren Mougey enters his third season with the Broncos in 2014 and works with both the college and pro personnel departments. Originally hired by the Broncos as a personnel intern in 2012, Mougey's current duties include evaluating college and pro prospects as well as assisting with the operations and administrative efforts of the personnel department.

Before coming to Denver, Mougey competed in training camps as a wide receiver with the Atlanta Falcons (2009) and Arizona Cardinals (2010). A four-year letterman and a team captain at San Diego State University, he played wideout during his final two collegiate seasons after converting from quarterback.

A highly-touted quarterback prospect from Chaparral High School in Scottsdale, Ariz., Mougey graduated from San Diego State with a bachelor's degree in business. He was born on April 7, 1985.

## DENVER BRONCOS ADMINISTRATION



### **RICH SLIVKA**

#### **GENERAL COUNSEL/EXEC. VICE PRESIDENT**

Rich Slivka enters his 15th year with the Broncos in 2014 and serves as general counsel and executive vice president for both the club and Stadium Management Company, which operates Sports Authority Field at Mile High.

Slivka is responsible for all legal functions of the Broncos in addition to overseeing the human resources and finance groups. His role with the team and SMC also includes managing sponsorship contracts, intellectual property claims and insurance matters.

He practiced private law in Denver beginning in 1976 with specialties that involved corporate/business law, commercial litigation and arbitration, white collar criminal law, complex civil law and tax litigation. Slivka began working with Broncos Owner Pat Bowlen in 1987 and continued his involvement with him and the team until assuming a full-time counsel role with the organization in 2000.

His career began as an attorney for the U.S. Department of Justice Tax Division in Washington D.C., where he spent five years (1969-73) before working as a lawyer with the U.S. Attorney's Office for the District of Colorado from 1974-76.

A certified public accountant and a member of the Sports Lawyers Association, Slivka obtained his J.D. from George Washington University in 1969 and a bachelor's degree in business/accounting from Arizona State University in 1966.

Slivka currently sits on the board for Denver Broncos Charities, which has overseen the distribution of more than \$25 million to charitable groups in the Denver area since its inception in 1993.

He is an avid outdoorsman, having summited all 54 of Colorado's 14,000-foot peaks. Born in Bridgeport, Conn., Slivka and his wife, Terri, have two children.



### **MAC FREEMAN**

#### **SENIOR V.P. OF BUSINESS DEVELOPMENT**

Mac Freeman is his 14th season with the Broncos in 2014 and operates as the club's senior vice president of business development. In his current role, he is responsible for all revenue generation lines of business for the club.

With more than 20 years of experience in the sports and entertainment business, including involvement with every major professional sports league (NFL, MLB, NBA, NHL, MLS, MLL), Freeman holds expertise in the areas of marketing and sales, event booking and production, fiscal planning and budgeting, and facility management.

After working as the general manager for the final three seasons at Mile High Stadium (1998-2000), Freeman joined the Broncos in 2001 as vice president of stadium operations, where he oversaw all operations of Sports Authority Field at Mile High and Stadium Management Company.

Prior to his time in Denver, he was the assistant general manager at Pittsburgh's Three Rivers Stadium and Mellon Arena. He also served as director of marketing at Mellon Arena, home of the Pittsburgh Penguins and the University of Pittsburgh basketball teams.

Freeman was the director of marketing at the Los Angeles Memorial Coliseum and Sports Arena, where he worked with the Los Angeles Raiders, Los Angeles Clippers and the University of Southern California football and basketball programs.

After graduating from Hampden-Sydney College in Virginia, he began his career in the late 1980s working at the Richmond Coliseum and Mosque Theater.

Freeman currently serves on several local boards, including Denver Broncos Charities, the Metro Denver Sports Commission and Denver Civic Ventures Inc., the public purpose board of the Downtown Denver Partnership. He also serves on the board of CityLax, an inner-city youth lacrosse program in Denver, and is a Trustee of the National Sports Center for the Disabled.

In addition to his role with the Broncos, Freeman is president of Edge Sports & Entertainment, a wholly-owned subsidiary of the club which oversees the operations of Major League Lacrosse's Denver Outlaws. The team, which was part of the MLL's 2006 western expansion, has made the postseason in each of its eight years in existence.

Born in New York City, Freeman and his wife, Molly, have three children: Lily, James and Jack.

## EXECUTIVE STAFF



**Justin Webster**  
Chief Financial Officer



**Nancy Svoboda**  
Senior Vice President  
of Human Resources



**Keith Bishop**  
Vice President  
of Security



**Chip Conway**  
Vice President  
of Operations



**Brady Kellogg**  
Vice President of  
Corporate Partnerships



**Cindy Kellogg**  
Vice President of  
Community Development



**Dennis Moore**  
Vice President  
of Sales and Marketing



**Darren O'Donnell**  
Vice President of  
Business Development



**Patrick Smyth**  
Vice President of  
Public Relations



**Russ Trainor**  
Vice President of  
Information Technology

## ADMINISTRATIVE STAFF



**Lisa Williams**  
Executive Assistant  
to the Owner & CEO



**Elaine Woodworth**  
Executive Assistant to  
President



**Kathy Hatch**  
Executive Asst. to Exec.  
V.P. of Football Operations



**Kristi Nichols**  
Executive Assistant to  
Head Coach



**Veronica Ibarra**  
Executive Assistant  
to the Owner & CEO



**Pam Papsdorf**  
Executive Assistant  
to Player Personnel



**Jerry Butler**  
Director of Player  
Development



**Fred Fleming**  
Pro Scouting/  
Dir. of Special Services

## MEDICAL STAFF



**Steve Antonopoulos**  
Head Athletic Trainer



**Corey Oshikoya**  
Assistant Athletic Trainer



**Josh Hartman**  
Assistant Athletic Trainer



**Dustin Little**  
Asst. Athletic Trainer/  
Physical Therapist



**Michael Sundeen**  
Asst. Athletic Trainer

## EQUIPMENT



**Chris Valenti**  
Equipment Manager



**Mike Harrington**  
Asst. Equipment Manager



**Jason Schell**  
Asst. Equipment Manager



**Kenny Chavez**  
Asst. Equipment Manager

## FOOTBALL INFORMATION SYSTEMS / VIDEO OPERATIONS



**Tony Lazzaro**  
Director of Football  
Information Systems



**Kevin Grogan**  
Senior Programmer/  
Analyst



**Steve Boxer**  
Video Director



**Gary McCune**  
Video Operations  
Manager



**Kirt Horiuchi**  
Video Assistant



**Chris Kirchner**  
Video Assistant

## MEDIA RELATIONS



**Rebecca Villanueva**  
Media Services  
Manager



**Erich Schubert**  
Media Relations  
Manager

## HUMAN RESOURCES



**Joy Peoples**  
Human Resources  
Manager

## TEAM MEDIA



**Mike Bonner**  
Sr. Director of Event  
Presentation & Production



**Chris Hall**  
Supervising Producer/  
Broncos TV Host



**Nick Young**  
Supervising Producer



**Phil Milani**  
Coordinating  
Producer / Reporter



**Spencer Millard**  
Sr. Motion Graphics  
Designer/Video Editor



**Luis Miranda**  
Motion Graphics  
Designer/Producer

## COMMUNITY DEVELOPMENT



**Kelly Woodward**  
Director of  
Community Development



**Billy Thompson**  
Director of  
Community Outreach



**Bobby Mestas**  
Director of Youth &  
High School Football



**Beth Bowlen**  
Director of  
Special Projects & Events

## OPERATIONS



**Adam Newman**  
Senior Logistics Manager



**John Karpan**  
Operations Manager



**Greg Johnson**  
Maintenance Coordinator



**Bryan Snyder**  
Director of Team Nutrition



**Josh Bruning**  
Operations Assistant

## TURF OPERATIONS



**Brooks Dodson**  
Turf Manager



**Cole Dudley**  
Assistant Turf Manager



**Sam Pendleton**  
Assistant Turf Manager

## MARKETING / SPONSORSHIP



**Ryan Barefoot**  
Senior Director of Sales



**Jon Carlson**  
Director of Business Development



**Derek Thomas**  
Director of Corporate Partnerships



**Sandy Young**  
Senior Marketing Manager



**Matt Grable**  
Manager of Partnership Activation and Service



**Amanda Herbert**  
Manager of Partnership Activation and Service



**Tracy Ogren**  
Manager of Partnership Activation and Service



**Kim Torrez**  
Manager of Partnership Activation and Service



**Craig Walsh**  
Manager of Partnership and Suite Sales



**Brooke Carnie**  
Partnership Activation & Services Coordinator



**Kellie Sciacca**  
Partnership Activation & Services Coordinator



**Esmarie Van Zuylen**  
Marketing & Research Analyst



**Brad Post**  
Mascot Coordinator



**Lori Nelson**  
Lead Designer



**Brigham Draper**  
Graphic Designer



## TICKET OPERATIONS



**Kirk Dyer**  
Exec. Director of Ticket  
Operations and Admin.



**Katie Delay**  
Director of  
Ticket Operations



**Clark Wray**  
Director of Ticket and  
Database Operations



**Patti Barban**  
ADA Manager



**Stacie Fear**  
Ticket Manager

## PREMIUM SEATING



**Chris Faulkner**  
Manager of Club Seat  
Sales and Service



**Dave Stutman**  
Senior Premium  
Sales Executive



**Geoff Sanders**  
Senior Premium  
Sales Executive



**Ben Racine**  
Premium  
Sales Executive



**Melissa Anderson**  
Premium Service  
Executive

## FINANCE



**Dianne Sehgal**  
Controller



**Michael Kalousek**  
Manager of  
Financial Analysis



**Fred Krebs**  
Manager of Cash/Treasury



**Nanette Thompson**  
Assistant Controller



**Jenifer Brunetti**  
Payroll Administrator



**Peggy Jackson**  
Revenue Accountant



**Gina Johnson**  
Accounts Payable



**Kelly Fierro**  
Manager of  
Travel Services

## CHEERLEADERS



**Katee Mink**  
Director, Jr. Cheerleaders



**Shelly Trujillo**  
Assistant Director,  
Cheerleaders

## INFORMATION TECHNOLOGY



**Chris Newman**  
IT Architect



**Rick Seifert**  
Chief Communications  
Engineer



**Jason Moore**  
Senior IT Engineer



**Mike Corey**  
Senior IT Analyst



**Gil Bencomo**  
Senior IT Engineer



**Nick Burris**  
IT Engineer

## STADIUM MANAGEMENT COMPANY



**Andy Gorchov**  
General Manager



**Chuck Olney**  
Director of Business  
Development



**Jon Applegate**  
Director of  
Event Operations



**Anna Marie Marcus**  
Special Events  
Sales Manager



**Thomas Swiech**  
Special Events  
Coordinator



**Austin Zilis**  
Parking and Events  
Manager



**Fran Williams**  
SMC Receptionist



**Judy Fernquist**  
SMC Receptionist



**Scott Bliek**  
Director of Event  
Services and Security



**Pat Tetrick**  
Guest Relations  
Manager



**Ethan Honaman**  
Guest Relations  
Coordinator



**Jared Devine**  
Security Manager



**Jim White**  
Assistant Security  
Manager



**Eileen Martinez**  
24-Hour Security  
Shift Supervisor



**John Wamsley**  
24-Hour Security  
Shift Supervisor

## STADIUM MANAGEMENT COMPANY



**Cindy Gordon**  
24-Hour Security  
Shift Supervisor



**Zach Myhra**  
Director of Facilities



**Matt Shine**  
Senior Operations  
Manager



**Chad Henderson**  
Lead Engineer



**Brett Seibel**  
Site and Facilities  
Manager



**Amy Thomas**  
Purchasing and  
Project Coordinator



**Jasmine Williams**  
Events Administrator



**Chris Hoag**  
Lead Electrician



**Mike Gray**  
Electrician



**Terrance "Jamie" Perkins**  
Lead Plumber



**Curt Norton**  
Plumber



**Patrick Bowlen III**  
Facilities Coordinator



**Craig Honas**  
General Maintenance Lead



**Steven Morris**  
General Maintenance  
Technician



**Rob Cilbrith**  
HVAC Technician



**Jeremiah Roybal**  
HVAC Technician



**Cassidee Young**  
Production Artist



**Chris Hathaway**  
Turf Manager



**Luke Kellerman**  
Assistant Turf Manager



**Abe Picaso**  
Turf Technician



**Howard Brown**  
Facility Operations  
Manager



**Molly Westcott**  
Operations Assistant




**Pat Jordan**  
Director of Technical &  
Broadcast Operations



**Jeremy Wecker**  
Manager of A/V  
Technology &  
Engineering



**Lorraine Spargo**  
Director of  
Special Projects







## C.J. ANDERSON

22

### RUNNING BACK

5-8 • 224 • 2ND • CALIFORNIA

**BORN:** Feb. 10, 1991, in Vallejo, Calif.

**HIGH SCHOOL:** Bethel High School, Vallejo, Calif.

**ACQUIRED:** College Free Agent, 2013

**NFL YEAR:** 2nd • **YEAR WITH BRONCOS:** 2nd

**NFL GAMES PLAYED/STARTED:** 5/0 • **POSTSEASON GP/GS:** 1/0



### ANDERSON AT A GLANCE:

- A second-year player who made the Broncos' roster as a college free agent in 2013 and appeared five regular-season games as well as Super Bowl XLVIII.
- Finished his rookie season with seven carries for 38 yards (5.4 avg.) while contributing in 22 offensive plays and 36 special-teams snaps for Denver.
- Totaled 69 rushing yards on 15 carries (4.6 avg.) in the Broncos' preseason opener at San Francisco (8/8/13) before injuring his knee the following week during training camp and missing the next 10 games.
- Saw action in all 25 games (2 starts) in two seasons at the University of California-Berkeley and rushed for 1,135 yards and 12 touchdowns on 198 carries (5.7 avg.) after transferring from Laney College.
- Entered the NFL with Denver as a college free agent on May 1, 2013.

**CAREER TRANSACTIONS:** Signed by Denver as a college free agent 5/1/13.



**2013:** Anderson, who entered the NFL with Denver as a college free agent on May 1, appeared in five regular-season games, finishing his rookie season with 38 yards rushing on seven carries (5.4 avg.)... Missed the final three preseason games and the first seven contests of the regular season with a knee injury sustained during training camp... Made his NFL debut and posted 22 yards on four attempts (5.5 avg.) vs. Was. (10/27)... Rushed twice for nine yards (4.5 avg.) and caught his first career pass for 14 yards in Super Bowl XLVIII vs. Sea. (2/2).

**COLLEGE:** Anderson appeared in all 25 games (2 starts) in two seasons at the University of California-Berkeley after transferring from Laney College... Rushed for 1,135 yards and 12 touchdowns on 198 carries (5.7 avg.) for the Golden Bears and added 22 receptions for 350 yards and two scores... Totaled 126 rushes for 790 yards (6.3 avg.) and four touchdowns as a senior while topping the 100-yard mark on three occasions... Earned first-team All-America honors and led the NorCal Conference in rushing during his final season at Laney College in 2010, racking up 1,644 yards and 13 touchdowns on 206 attempts (8.0 avg.).

**PERSONAL:** Anderson attended Bethel High School in Vallejo, Calif., where he rushed for nearly 4,000 yards during his prep career and led his team to four consecutive playoff appearances... Majored in interdisciplinary studies at Cal... Cortrelle Javon Anderson was born on Feb. 10, 1991.

### ANDERSON'S REGULAR SEASON RECORD

Year	Club	G	S	RUSHING					TD	RECEIVING					TD	SCORING				
				No.	Yds.	Avg.	LG	TD		No.	Yds.	Avg.	LG	TD		TD	TDr	Tp	TDr	2pt
2013	Denver	5	0	7	38	5.4	11	0	0	0	0.0	—	0	0	0	0	0	0	0	
CAREER TOTALS		5	0	7	38	5.4	11	0	0	0	0.0	—	0	0	0	0	0	0	0	

### ANDERSON'S POSTSEASON RECORD

Year	Club	G	S	No.	RUSHING				TD	No.	RECEIVING				TD	SCORING				
					Yds.	Avg.	LG	TD			Yds.	Avg.	LG	TD		TD	TDr	Tp	TDr	2pt
2013	Denver	1	0	2	9	4.5	6	0	0	1	14	14.0	14	0	0	0	0	0	0	
CAREER TOTALS		1	0	2	9	4.5	6	0	0	1	14	14.0	14	0	0	0	0	0	0	

### ANDERSON'S SINGLE-GAME HIGHS

(Postseason in parentheses)

**Rushes** — 4 vs. Washington, 10/27/13 (2 vs. Seattle, 2/2/14). **Rushing yards** — 22 vs. Washington, 10/27/13 (9 vs. Seattle, 2/2/14). **Longest rush** — 11 vs. Washington, 10/27/13 (6 vs. Seattle, 2/2/14). **Rushing touchdowns** — None (none). **Receptions** — None (1 vs. Seattle 2/2/14). **Receiving yards** — None (14 vs. Seattle, 2/2/14). **Longest reception** — None (14 vs. Seattle, 2/2/14). **Receiving touchdowns** — None (none).




## C.J. ANDERSON'S CAREER GAME-BY-GAME

(Victories asterisked)

2013 DENVER (13-3)			RUSHING						RECEIVING				SCORING	
Date	Opponent	P/S	No.	Yds.	Avg.	LG	TD	No.	Yds.	Avg.	LG	TD	2pt.	Pts.
Games 1-7														
Oct 27	vs. Washington*	P	4	22	5.5	11	0	0	0	0.0	—	0	0	0
Nov 10	at San Diego*	P	0	0	0.0	—	0	0	0	0.0	—	0	0	0
Nov 17	vs. Kansas City*	P	0	0	0.0	—	0	0	0	0.0	—	0	0	0
Nov 24	at New England	P	3	16	5.3	6	0	0	0	0.0	—	0	0	0
Dec 1	at Kansas City*					INACTIVE								
Dec 8	vs. Tennessee*	P	0	0	0.0	—	0	0	0	0.0	—	0	0	0
Games 14-16														
INACTIVE														
Regular Season Totals		5/0	7	38	5.4	11	0	0	0	0.0	—	0	0	0
Jan 12	vs. San Diego*†					DID NOT PLAY								
Jan 19	vs. New England*‡					DID NOT PLAY								
Feb 2	vs. Seattle§	P	2	9	4.5	6	0	1	14	14.0	14	0	0	0
Postseason Totals		1/0	2	9	4.5	6	0	1	14	14.0	14	0	0	0

†AFC Divisional Playoff Game; ‡AFC Championship Game; §Super Bowl XLVIII



## MARVIN AUSTIN

76

### DEFENSIVE TACKLE

**6-2 • 312 • 4TH YR. • NORTH CAROLINA**

**BORN:** Jan. 1, 1989, in Washington D.C.

**HIGH SCHOOL:** Ballou High School, Washington D.C.

**ACQUIRED:** Free Agent, 2014

**NFL YEAR:** 4th • **YEAR WITH BRONCOS:** 1st

**NFL GAMES PLAYED/STARTED:** 11/0



### AUSTIN AT A GLANCE:

- A fourth-year defensive tackle who appeared in 11 games during his first three NFL seasons with the N.Y. Giants (2011-12), Miami (2013) and Dallas (2013).
- Saw action in a career-best eight games for the Giants in 2012 and totaled five tackles (3 solo) while playing on defense and special teams.
- Spent his rookie season with the Giants on injured reserve after tearing his left pectoral in a preseason game vs. Chicago (8/22/11).
- Started 25-of-38 career games at the University of North Carolina, where he earned second-team All-Atlantic Coast Conference recognition following his junior campaign.
- Joined the Broncos as a free agent on May 5, 2014.
- Selected by the N.Y. Giants in the second round (52nd overall) of the 2011 NFL Draft.

**CAREER TRANSACTIONS:** Signed by N.Y. Giants as a draft choice 7/29/11; Placed on injured reserve (pectoral) by N.Y. Giants 8/30/11; Waived by N.Y. Giants 8/31/13; Signed by Miami 9/24/13; Waived by Miami 10/15/13; Signed by Dallas 10/21/13; Waived by Dallas 11/5/13; Signed by Denver 5/5/14.



**2013:** Austin appeared in three games (0 starts) and totaled two solo tackles for Miami and Dallas after being waived by the Giants at the end of the preseason... Signed by Miami on Sept. 24 and made his debut with the Dolphins at N.O. (9/30), contributing one tackle on defense... Waived by Miami on Oct. 15 and signed by Dallas on Oct. 21... Recorded a tackle in his only appearance for the Cowboys at Det. (10/27)... Inactive vs. Min. (11/3) before being waived by Dallas on Nov. 5.

**2012:** Austin played eight games (0 starts) for the Giants on defense and special teams and registered five tackles (3 solo)... Made his NFL debut at Car. (9/20).

**2011:** Spent the 2011 season on injured reserve (pectoral).

**2010:** Selected by the N.Y. Giants in the second round (52nd overall) of the 2011 NFL Draft, Austin spent his rookie season on injured reserve after tearing his pectoral during the preseason.

**COLLEGE:** Austin saw action in 38 games (25 starts) at North Carolina and totaled 106 career tackles (59 solo), nine sacks (76 yds.), one interception (23 yds.), one forced fumble and one fumble recovery... Earned second-team All-Atlantic Coast Conference honors following his junior season in 2009 after tallying 42 tackles (22 solo) and four sacks (40 yds.) for the Tar Heels.

**PERSONAL:** Austin graduated from Ballou High School in Washington D.C., where he was the consensus No. 1 defensive tackle in the nation after recording 85 tackles and 17 sacks as a senior... Began his prep career at Coolidge High School in Washington D.C., totaling 12 sacks as a junior... Marvin Austin was born on Jan. 1, 1989.

### AUSTIN'S REGULAR SEASON RECORD

Year	Club	G	S	UT	A	TT	S-Yds.	I-Yds.	PD	FF	FR	TD-Int.	TD-FR	S	Pts.
2011	N.Y. Giants						INJURED RESERVE								
2012	N.Y. Giants	8	0	3	2	5	0-0	0-0	0	0	0	0	0	0	0
2013	Mia./Dal.	3	0	2	0	2	0-0	0-0	0	0	0	0	0	0	0
<b>CAREER TOTALS</b>		<b>11</b>	<b>0</b>	<b>5</b>	<b>2</b>	<b>7</b>	<b>0-0</b>	<b>0-0</b>	<b>0</b>	<b>0</b>	<b>0</b>	<b>0</b>	<b>0</b>	<b>0</b>	<b>0</b>

### MARVIN AUSTIN'S CAREER GAME-BY-GAME

(Victories asterisked)

2012 N.Y. GIANTS (9-7)		TACKLES													
Date	Opponent	P/S	UT	A	TT	S-Yds.	I-Yds.	PD	FF	FR					
Sep 5	vs. Dallas					INACTIVE									
Sep 16	vs. Tampa Bay*					DID NOT PLAY									
Sep 20	at Carolina*	P	0	0	0	0-0	0-0	0	0	0					
Sep 30	at Philadelphia	P	0	0	0	0-0	0-0	0	0	0					
Oct 7	vs. Cleveland*	P	0	2	2	0-0	0-0	0	0	0					
Oct 14	at San Francisco*	P	0	0	0	0-0	0-0	0	0	0					
Oct 21	vs. Washington*	P	2	0	2	0-0	0-0	0	0	0					
Oct 28	at Dallas*	P	0	0	0	0-0	0-0	0	0	0					
Nov 4	vs. Pittsburgh					DID NOT PLAY									
Games 10-15						INACTIVE									
Dec 30	vs. Philadelphia*	P	1	0	1	0-0	0-0	0	0	0					
<b>Regular Season Totals</b>			<b>8/0</b>	<b>3</b>	<b>2</b>	<b>5</b>	<b>0-0</b>	<b>0-0</b>	<b>0</b>	<b>0</b>					

2013 MIA. (8-8) / DAL. (8-8)		TACKLES													
Date	Opponent	P/S	UT	A	TT	S-Yds.	I-Yds.	PD	FF	FR					
Sep 30	at New Orleans	P	1	0	1	0-0	0-0	0	0	0	WAIVED BY N.Y. GIANTS ON AUG. 31 / SIGNED BY MIAMI ON SEPT. 24				
Oct 6	vs. Baltimore	P	0	0	0	0-0	0-0	0	0	0					
Oct 27	at Detroit	P	1	0	1	0-0	0-0	0	0	0	WAIVED BY MIAMI ON OCT. 15 / SIGNED BY DALLAS ON OCT. 21				
Nov 3	vs. Minnesota*					INACTIVE									
<b>Regular Season Totals</b>			<b>3/0</b>	<b>2</b>	<b>0</b>	<b>2</b>	<b>0-0</b>	<b>0-0</b>	<b>0</b>	<b>0</b>	WAIVED BY DALLAS ON NOV. 5				



## MONTEE BALL

28

### RUNNING BACK

5-10 • 215 • 2ND YR. • WISCONSIN

BORN: Dec. 5, 1990, in Wentzville, Mo.

HIGH SCHOOL: Timberland High School, Wentzville, Mo.

ACQUIRED: Draft #2 (58th overall), 2013

NFL YEAR: 2nd • YEAR WITH BRONCOS: 2nd

NFL GAMES PLAYED/STARTED: 16/0 • POSTSEASON GP/GS: 3/0



### BALL AT A GLANCE:

- A second-year running back who saw action in every game as a rookie for the Broncos in 2013 and ranked second on the club with 559 yards and four touchdowns on 120 carries (4.7 avg.) to go along with 20 catches for 145 yards (7.3 avg.).
- Ranked second in the NFL with a 6.5-yard rushing average (52-337) during the last six weeks of the regular season in 2013 while gaining a first down on 21-of-52 attempts during that span.
- Named Pepsi Next Rookie of the Week after registering his first career 100-yard rushing game (13-177) at Kansas City (12/1/13).
- Started 32-of-49 games at the University of Wisconsin and totaled 5,140 rushing yards while setting the NCAA Football Bowl Subdivision career scoring (500 pts.) and rushing touchdown (77) marks.
- Finished his collegiate career as the NCAA FBS active leader in carries (924), rushing yards (5,140), rushing touchdowns (77) and total touchdowns (82).
- Named the 2012 Doak Walker Award winner after finishing sixth in the nation with 130.7 rushing yards per game and earned first-team All-America and All-Big Ten Conference recognition for the second consecutive season.
- Recognized as a finalist for the Heisman Trophy in 2011 after leading the nation with 1,923 rushing yards and tying Barry Sanders' NCAA single-season record with 39 total touchdowns (33 rushing, 6 receiving).
- Selected by the Broncos in the second round (58th overall) of the 2013 NFL Draft.

**CAREER TRANSACTIONS:** Signed by Denver as a draft choice 6/13/13.

## BALL COMES ON STRONG LATE IN ROOKIE SEASON

### HIGHEST RUSHING AVERAGE, NFL, WEEKS 12-17, 2013

Player	Att.	Yds.	Avg.
1. Jamaal Charles, K.C.	73	484	6.6
2. <b>Montee Ball, Den.</b>	<b>52</b>	<b>337</b>	<b>6.5</b>
3. Cam Newton, Car.	41	257	6.3
4. LeSean McCoy, Phi.	101	598	5.9
5. James Starks, G.B.	36	205	5.7



**2013:** Selected by the Broncos in the second round (58th overall) of the 2013 NFL Draft, Ball played all 16 regular-season games and finished second on the team with 559 rushing yards on 120 carries (4.7 avg.) with four touchdowns as a rookie... Also caught 20 passes for 145 yards (7.3 avg.) and ranked fifth on the team with six special-teams tackles... Saw action in all three postseason games, totaling 28 attempts for 96 yards (3.4 avg.) and five receptions for 15 yards (3.0 avg.)... Scored his first career touchdown on a 4-yard run vs. Was. (10/27)... Posted his first multiple-touchdown game with a pair of scoring runs vs. K.C. (11/17)... Named Pepsi Next Rookie of the Week after registering 117 yards on 13 carries (9.0 avg.) at K.C. (12/1)... Ran for a 5-yard touchdown and finished with 77 yards on a career-high 15 carries vs. Ten. (12/8).

**COLLEGE:** Ball appeared in 49 games (32 starts) at the University of Wisconsin and totaled 5,140 rushing yards while setting the NCAA Football Bowl Subdivision career scoring (500 pts.) and rushing touchdown (77) records... Finished his career as the NCAA FBS active leader in carries (924), rushing yards (5,140), rushing touchdowns (77) and total touchdowns (82)... Named the 2012 Doak Walker Award winner after finishing sixth in the nation with 130.7 rushing yards per game and earned first-team All-America and All-Big Ten Conference recognition for the second consecutive season... Recognized as a finalist for the Heisman Trophy in 2011 after leading the nation with 1,923 rushing yards and tying Barry Sanders' NCAA single-season record with 39 total touchdowns (33 rushing, 6 receiving).

**PERSONAL:** Ball attended Timberland High School in Wentzville, Mo., where he amassed 8,222 career rushing yards and 107 rushing touchdowns, capping his prep career by being voted Class 5A Player of the Year as a senior by the Missouri Football Coaches Association... Majored in sociology at Wisconsin... First name is pronounced mon-TAY... Montee Ball was born on Dec. 5, 1990, in Wentzville, Mo.

### BALL'S REGULAR SEASON RECORD

Year	Club	RUSHING				RECEIVING				SCORING					
		G	S	No.	Yds.	Avg.	LG	TD	No.	Yds.	Avg.	LG	TD	TD	TDp
2013	Denver	16	0	120	559	4.7	45	4	20	145	7.3	31	0	4	4
<b>CAREER TOTALS</b>		<b>16</b>	<b>0</b>	<b>120</b>	<b>559</b>	<b>4.7</b>	<b>45</b>	<b>4</b>	<b>20</b>	<b>145</b>	<b>7.3</b>	<b>31</b>	<b>0</b>	<b>4</b>	<b>4</b>

**ADDITIONAL STATISTICS:** Special teams tackles — 2013 (6), TOTAL (6).

### BALL'S POSTSEASON RECORD

Year	Club	RUSHING				RECEIVING				SCORING					
		G	S	No.	Yds.	Avg.	LG	TD	No.	Yds.	Avg.	LG	TD	TD	TDp
2013	Denver	3	0	28	96	3.4	9	0	5	15	3.0	12	0	0	0
<b>CAREER TOTALS</b>		<b>3</b>	<b>0</b>	<b>28</b>	<b>96</b>	<b>3.4</b>	<b>9</b>	<b>0</b>	<b>5</b>	<b>15</b>	<b>3.0</b>	<b>12</b>	<b>0</b>	<b>0</b>	<b>0</b>

### BALL'S SINGLE GAME HIGHS

(Postseason in parentheses)

**Rushes** — 15 vs. Tennessee, 12/8/13 (12 vs. New England 1/19/14). **Rushing yards** — 117 at Kansas City, 12/1/13 (52 vs. San Diego 1/12/14). **Longest rush** — 45 at Kansas City, 12/1/13 (9, twice, last vs. New England 1/19/14). **Rushing touchdowns** — 2 vs. Kansas City, 11/17/13 (none). **Receptions** — 5 vs. San Diego, 12/12/13 (3 vs. New England 1/19/14). **Receiving yards** — 49 vs. San Diego, 12/12/13 (13 vs. New England 1/19/14). **Longest reception** — 31 at New England, 11/24/13 (12 vs. New England 1/19/14). **Receiving touchdowns** — None (none). **Rushing yards in one quarter** — 74 (3rd) at Kansas City, 12/1/13 (21 (2nd) vs. San Diego 1/12/14). **Rushing yards in one half** — 104 (2nd) at Kansas City, 12/1/13 (39 (1st) vs. San Diego 1/12/14). **Total yards** — 121 (117 rush, 4 rec.) at Kansas City, 12/1/13 (56 (43 rush, 13 rec.) vs. New England 1/19/14). **Total touchdowns** — 2 vs. Kansas City, 11/17/13 (none).

### BALL'S 100-YARD RUSHING GAMES (1)

\*denotes win (Ball's teams are 1-0 when he records 100 or more yards rushing in a game.)

Date	Opponent	No.	Yds.	Avg.	LG	TD
12/1/13	at Kansas City*	13	117	9.0	45	0

## WHAT IS THE ORIGIN OF THE NAME DENVER BRONCOS?

The name "Denver Broncos" was chosen from 500 entries in a name-the-team contest in January 1960. The name was suggested by Ward M. Vining of Lakewood. But the football team isn't the first Denver Broncos. Denver's 1921 entry in the Midwest Baseball League was also called the Broncos.

## MONTEE BALL'S CAREER GAME-BY-GAME

(Victories asterisked)

2013 DENVER (13-3)			RUSHING					RECEIVING					SCORING	
Date	Opponent	P/S	No.	Yds.	Avg.	LG	TD	No.	Yds.	Avg.	LG	TD	2pt.	Pts.
Sep 5	vs. Baltimore*	P	8	24	3.0	9	0	0	0	0.0	—	0	0	0
Sep 15	at N.Y. Giants*	P	12	14	1.2	3	0	2	27	13.5	15	0	0	0
Sep 23	vs. Oakland*	P	11	61	5.5	12	0	0	0	0.0	—	0	0	0
Sep 29	vs. Philadelphia*	P	8	24	3.0	6	0	0	0	0.0	—	0	0	0
Oct 6	at Dallas*	P	1	1	1.0	1	0	0	0	0.0	—	0	0	0
Oct 13	vs. Jacksonville*	P	3	15	5.0	15	0	0	0	0.0	—	0	0	0
Oct 20	at Indianapolis	P	0	0	0.0	—	0	0	0	0.0	—	0	0	0
Oct 27	vs. Washington*	P	12	38	3.2	8	1	0	0	0.0	—	0	0	6
Nov 10	at San Diego*	P	5	20	4.0	12	0	0	0	0.0	—	0	0	0
Nov 17	vs. Kansas City*	P	8	25	3.1	8t	2	3	16	5.3	11	0	0	12
Nov 24	at New England	P	7	40	5.7	16	0	3	17	5.7	31	0	0	0
Dec 1	at Kansas City*	P	13	117	9.0	45	0	1	4	4.0	4	0	0	0
Dec 8	vs. Tennessee*	P	15	77	5.1	15	1	3	10	3.3	11	0	0	6
Dec 12	vs. San Diego	P	3	-1	-0.3	3	0	5	49	9.8	15	0	0	0
Dec 22	at Houston*	P	4	32	8.0	13	0	0	0	0.0	—	0	0	0
Dec 29	at Oakland*	P	10	72	7.2	21	0	3	22	7.3	10	0	0	0
<b>Regular Season Totals</b>		<b>16/0</b>	<b>120</b>	<b>559</b>	<b>4.7</b>	<b>45</b>	<b>4</b>	<b>20</b>	<b>145</b>	<b>7.3</b>	<b>31</b>	<b>0</b>	<b>0</b>	<b>24</b>
Jan 12	vs. San Diego*†	P	10	52	5.2	9	0	0	0	0.0	—	0	0	0
Jan 19	vs. New England*#	P	12	43	3.6	9	0	3	13	4.3	12	0	0	0
Feb 2	vs. Seattle*	P	6	1	0.2	3	0	2	2	1.0	1	0	0	0
<b>Postseason Totals</b>		<b>3/0</b>	<b>28</b>	<b>96</b>	<b>3.4</b>	<b>9</b>	<b>0</b>	<b>5</b>	<b>15</b>	<b>3.0</b>	<b>12</b>	<b>0</b>	<b>0</b>	<b>0</b>

†AFC Divisional Playoff Game; #AFC Championship Game; \$Super Bowl XLVIII



## OMAR BOLDEN

31

### CORNERBACK

5-10 • 195 • 3RD YR. • ARIZONA STATE

BORN: Dec. 20, 1988, in Ontario, Calif.

HIGH SCHOOL: Colony High School, Ontario, Calif.

ACQUIRED: Draft #4a (101st overall), 2012

NFL YEAR: 3rd • YEAR WITH BRONCOS: 3rd

NFL GAMES PLAYED/STARTED: 32/1 • POSTSEASON GP/GS: 4/0



### BOLDEN AT A GLANCE:

- A third-year cornerback who appeared in every possible game during his first two NFL seasons with the Broncos, tying for third on the club with 12 special-teams tackles during that span.
- Transitioned from cornerback to safety in 2013 and contributed 11 defensive tackles (8 solo) in 16 games played (1 start) for Denver.
- Totaled a team-high 14 kickoff returns for 270 yards (19.3 avg.) and ranked third on the club with nine special-teams stops in 2012.
- Started four years for Arizona State University and totaled 138 career tackles (112 solo), seven interceptions (114 yds.) and 21 pass breakups.
- Voted one of four unanimous first-team All-Pac-10 Conference players following his redshirt junior season in 2010 at cornerback in addition to receiving second-team all-conference recognition as a return specialist.
- Played 29 consecutive games to begin his collegiate career, including 23 starts during that period, before suffering a mid-season injury in 2009 and being granted a medical redshirt by the NCAA.
- Selected by the Broncos in the fourth round (101st overall) of the 2012 NFL Draft.

**CAREER TRANSACTIONS:** Signed by Denver as a draft choice 5/18/12.



**2013:** Bolden appeared in all 16 regular-season games (1 start) for the second consecutive season and made the transition from cornerback to safety... Totaled a career-best 11 tackles (8 solo) and added three special-teams stops... Appeared in all three postseason games for the Broncos... Made his first career start vs. S.D. (12/12).

**2012:** Selected by the Broncos in the fourth round (101st overall) of the 2012 NFL Draft, Bolden played all 16 regular-season contests as well as Denver's playoff game during his rookie year and ranked third on the club with nine special-teams stops to go along with four defensive tackles and a pass breakup... Returned a team-high 14 kickoffs for 270 yards (19.3 avg.).

**COLLEGE:** Bolden was a four-year starter at Arizona State University, where he totaled 138 tackles (112 solo), seven interceptions (114 yds.) and 21 pass breakups during his collegiate career... Missed his 2011 senior campaign after suffering a knee injury during spring practices... Selected as one of four unanimous first-team All-Pac 10 Conference performers as a cornerback in 2010 in addition to receiving second-team all-conference accolades as a return specialist... Saw action in 29 straight games to begin his career with the Sun Devils before an injury midway through the 2009 season that led to a medical redshirt.

**PERSONAL:** Bolden attended Colony High School in Ontario, Calif., where he played running back and cornerback... Named the CIF Central Division Most Valuable Player and the Inland Valley Player of the Year following his senior campaign in which he led Colony to its first CIF title by winning the league rushing crown (2,003 yards and 26 touchdowns)... Totaled 80 tackles and one interception on defense during his final prep season... Graduated from ASU in the spring of 2011 with a degree in interdisciplinary studies (justice studies/sociology)... Created a website ([www.omarbolden.com/positive-living](http://www.omarbolden.com/positive-living)) and designs elastic bracelets to promote the benefits of optimistic thinking through "Positive Living"... Omar Bolden was born on Dec. 20, 1988, in Ontario, Calif.

### BOLDEN'S REGULAR SEASON RECORD

Year	Club	G	S	UT	A	TT	S-Yds.	I-Yds.	PD	FF	FR	TD-Int.	TD-FR	S	Pts.
2012	Denver	16	0	4	0	4	0-0	0-0	1	0	0	0	0	0	0
2013	Denver	16	1	8	3	11	0-0	0-0	0	0	0	0	0	0	0
<b>CAREER TOTALS</b>		<b>32</b>	<b>1</b>	<b>12</b>	<b>3</b>	<b>15</b>	<b>0-0</b>	<b>0-0</b>	<b>1</b>	<b>0</b>	<b>0</b>	<b>0</b>	<b>0</b>	<b>0</b>	<b>0</b>

**ADDITIONAL STATISTICS:** Special teams tackles — 2012 (9), 2013 (3), TOTAL (12). Kickoff returns — 2012 (14 for 270 yds., 19.3 avg., 33 LG), 2013 (2 for 44 yds., 22.0 avg., 25 LG), TOTAL (16 for 314 yds., 19.6 avg., 33 LG).

### BOLDEN'S POSTSEASON RECORD

Year	Club	G	S	UT	A	TT	S-Yds.	I-Yds.	PD	FF	FR	TD-Int.	TD-FR	S	Pts.
2012	Denver	1	0	0	0	0	0-0	0-0	0	0	0	0	0	0	0
2013	Denver	3	0	0	0	0	0-0	0-0	0	0	0	0	0	0	0
<b>CAREER TOTALS</b>		<b>4</b>	<b>0</b>	<b>0</b>	<b>0</b>	<b>0</b>	<b>0-0</b>	<b>0-0</b>	<b>0</b>	<b>0</b>	<b>0</b>	<b>0</b>	<b>0</b>	<b>0</b>	<b>0</b>

**ADDITIONAL STATISTICS:** Special teams tackles — 2012 (1), TOTAL (1).

### BOLDEN'S SINGLE GAME HIGHS

(Postseason in parentheses)

**Tackles** — 4 vs. Tennessee, 12/8/13 (none). **Interceptions** — None (none). **Interception return yards** — None (none). **Kick returns** — 4 at San Diego, 10/15/12 (none). **Kick return yards** — 68 at San Diego, 10/15/12 (none). **Longest kick return** — 33 at New England, 10/7/12 (none). **Kick return touchdowns** — None (none).

### OMAR BOLDEN'S CAREER GAME-BY-GAME

(Victories asterisked)

2012 DENVER (13-3)		TACKLES													
Date	Opponent	P/S	UT	A	TT	S-Yds.	I-Yds.	PD	FF	FR					
Sep 9	vs. Pittsburgh*	P	0	0	0	0-0	0-0	0	0	0					
Sep 17	at Atlanta	P	0	0	0	0-0	0-0	0	0	0					
Sep 23	vs. Houston	P	0	0	0	0-0	0-0	0	0	0					
Sep 30	vs. Oakland*	P	0	0	0	0-0	0-0	0	0	0					
Oct 7	at New England	P	0	0	0	0-0	0-0	0	0	0					
Oct 15	at San Diego*	P	0	0	0	0-0	0-0	0	0	0					
Oct 28	vs. New Orleans*	P	0	0	0	0-0	0-0	0	0	0					
Nov 4	at Cincinnati*	P	0	0	0	0-0	0-0	0	0	0					
Nov 11	at Carolina*	P	0	0	0	0-0	0-0	0	0	0					
Nov 18	vs. San Diego*	P	0	0	0	0-0	0-0	0	0	0					
Nov 25	at Kansas City*	P	0	0	0	0-0	0-0	0	0	0					
Dec 2	vs. Tampa Bay*	P	0	0	0	0-0	0-0	0	0	0					
Dec 6	at Oakland*	P	0	0	0	0-0	0-0	0	0	0					
Dec 16	at Baltimore*	P	1	0	1	0-0	0-0	0	0	0					
Dec 23	vs. Cleveland*	P	3	0	3	0-0	0-0	0	0	0					
Dec 30	vs. Kansas City*	P	0	0	0	0-0	0-0	0	0	0					
<b>Regular Season Totals</b>			<b>16/0</b>	<b>4</b>	<b>0</b>	<b>4</b>	<b>0-0</b>	<b>0-0</b>	<b>0</b>	<b>0</b>	<b>0</b>				
Jan 12	vs. Baltimore†	P	0	0	0	0-0	0-0	0	0	0					
<b>Postseason Totals</b>			<b>1/0</b>	<b>0</b>	<b>0</b>	<b>0</b>	<b>0-0</b>	<b>0-0</b>	<b>0</b>	<b>0</b>	<b>0</b>				

†AFC Divisional Playoff Game

### DID YOU KNOW?

The Broncos scored four touchdowns of at least 40 yards (two pass plays, one rushing play and one punt return) during their *Monday Night Football* win against Tennessee on Nov. 19, 2007, marking the first time in club history that feat was accomplished. Denver also became the first NFL team in four seasons to score four 40+yard touchdowns in the same game with its performance against the Titans.



2013 DENVER (13-3)		TACKLES								
Date	Opponent	P/S	UT	A	TT	S-Yds.	I-Yds.	PD	FF	FR
Sep 5	vs. Baltimore*	P	0	0	0	0-0	0-0	0	0	0
Sep 15	at N.Y. Giants*	P	0	0	0	0-0	0-0	0	0	0
Sep 23	vs. Oakland*	P	0	0	0	0-0	0-0	0	0	0
Sep 29	vs. Philadelphia*	P	0	0	0	0-0	0-0	0	0	0
Oct 6	at Dallas*	P	2	0	2	0-0	0-0	0	0	0
Oct 13	vs. Jacksonville*	P	0	0	0	0-0	0-0	0	0	0
Oct 20	at Indianapolis	P	0	0	0	0-0	0-0	0	0	0
Oct 27	vs. Washington*	P	0	0	0	0-0	0-0	0	0	0
Nov 10	at San Diego*	P	0	0	0	0-0	0-0	0	0	0
Nov 17	vs. Kansas City*	P	0	0	0	0-0	0-0	0	0	0
Nov 24	at New England	P	0	0	0	0-0	0-0	0	0	0
Dec 1	at Kansas City*	P	0	0	0	0-0	0-0	0	0	0
Dec 8	vs. Tennessee*	P	3	1	4	0-0	0-0	0	0	0
Dec 12	vs. San Diego	S	1	2	3	0-0	0-0	0	0	0
Dec 22	at Houston*	P	0	0	0	0-0	0-0	0	0	0
Dec 29	at Oakland*	P	2	0	2	0-0	0-0	0	0	0
<b>Regular Season Totals</b>		<b>16/1</b>	<b>8</b>	<b>3</b>	<b>11</b>	<b>0-0</b>	<b>0-0</b>	<b>0</b>	<b>0</b>	<b>0</b>
Jan 12	vs. San Diego*†	P	0	0	0	0-0	0-0	0	0	0
Jan 19	vs. New England*#	P	0	0	0	0-0	0-0	0	0	0
Feb 2	vs. Seattle\$	P	0	0	0	0-0	0-0	0	0	0
<b>Postseason Totals</b>		<b>3/0</b>	<b>0</b>	<b>0</b>	<b>0</b>	<b>0-0</b>	<b>0-0</b>	<b>0</b>	<b>0</b>	<b>0</b>

†AFC Divisional Playoff Game; #AFC Championship Game; \$Super Bowl XLVIII



## AARON BREWER

46

**LONG SNAPPER**

**6-5 • 230 • 3RD YR. • SAN DIEGO STATE**

**BORN:** July. 25, 1990, in Fullerton, Calif.

**HIGH SCHOOL:** Troy High School, Fullerton, Calif.

**ACQUIRED:** College Free Agent, 2012

**NFL YEAR:** 3rd • **YEAR WITH BRONCOS:** 3rd

**NFL GAMES PLAYED/STARTED:** 32/0 • **POSTSEASON GP/GS:** 4/0

### BREWER AT A GLANCE:

- A third-year long snapper who has seen action in every possible game during his professional and collegiate career.
- Earned Denver's long-snapper job during training camp of his rookie campaign in 2012 and made two special-teams stops for the Broncos during the regular season.
- Totaled 15 special-teams tackles for San Diego State University, where he was a four-time All-Mountain West Conference selection during his four seasons with the Aztecs.
- Entered the NFL with Denver as a college free agent on May 3, 2012.

**CAREER TRANSACTIONS:** Signed by Denver as a college free agent 5/3/12.



**2013:** Brewer played all 16 regular-season games for the second year in a row and made a pair of special-teams tackles... Appeared in all three postseason games for Denver... Snapped for Matt Prater's NFL-record 64-yard field goal vs. Ten. (12/8).

**2012:** Brewer, who entered the NFL with the Broncos as a college free agent on May 3, earned Denver's long-snapper job during training camp and played every game for Denver in 2012... Posted two special-teams stops during the regular season.

**COLLEGE:** Brewer appeared in all 50 possible games for San Diego State University, where he was a four-time All-Mountain West Conference selection... Posted 15 career special-teams tackles, including six stops (five solo) as a senior in 2011... Was part of an Aztec special-teams unit that converted 160-of-170 PATs and 41-of-66 field-goal attempts... Contributed to a punting team that made 250 punts for 10,599 yds. (42.4 avg.).

**PERSONAL:** Brewer attended Troy High School in Fullerton, Calif., where he was an all-conference linebacker in addition to his long-snapping duties... Rated as the No. 3 long snapper in the country by chrissailerkicking.com following his senior season... Majored in finance at San Diego State... Aaron Brewer was born on July 5, 1989.

## BREWER'S REGULAR SEASON RECORD

Year	Club	G	S
2012	Denver	16	0
2013	Denver	16	0
<b>CAREER TOTALS</b>		<b>32</b>	<b>0</b>

**ADDITIONAL STATISTICS:** Special teams tackles — 2012 (2), 2013 (2), TOTAL (4).

## BREWER'S POSTSEASON RECORD

Year	Club	G	S
2012	Denver	1	0
2013	Denver	3	0
<b>CAREER TOTALS</b>		<b>4</b>	<b>0</b>



## DAVID BRUTON

30

SAFETY



6-2 • 217 • 6TH YR. • NOTRE DAME

**BORN:** July 23, 1987, in Winchester, Ky.

**HIGH SCHOOL:** Miamisburg (Ohio) High School

**ACQUIRED:** Draft #4a (114th overall), 2009

**NFL YEAR:** 6th • **YEAR WITH BRONCOS:** 6th

**NFL GAMES PLAYED/STARTED:** 77/4 • **POSTSEASON GP/GS:** 6/2

### BRUTON AT A GLANCE:

- A sixth-year safety who appeared in 77-of-80 possible regular-season games during his first five NFL campaigns while leading the Broncos with 39 special-teams tackles during that span.
- Voted as a team captain in 2013 and tied for second on the Broncos with seven special-teams stops in addition to contributing a career-best 16 tackles on defense.
- Appeared in all 16 regular-season games in 2012, leading the Broncos in special-teams plays (376) and being named a third alternate for the AFC Pro Bowl squad as a special-teamer.
- Played 15 regular-season games (1 start) in 2011, ranking third on the team with eight special-teams tackles, before opening both playoff games at free safety and tying for the club lead with 15 defensive stops.
- Saw action in all 16 games (2 starts) for Denver in 2010, recording 14 tackles (12 solo) and a pass breakup on defense along with a career-high 12 tackles and two fumble recoveries on special teams.
- Started during his final two years at the University of Notre Dame, leading the Fighting Irish with 182 tackles and seven interceptions during that stretch.
- Posted 97 tackles (61 solo) as a senior at Notre Dame that marked the third-highest single-season total by a defensive back in school history to earn honorable mention All-America recognition from *The NFL Draft Report*.
- Established himself as one of the top special-teams gunners in the country while appearing in 596 career special-teams plays at Notre Dame.
- Selected by the Broncos in the fourth round (114th overall) of the 2009 NFL Draft.

**CAREER TRANSACTIONS:** Signed by Denver as a draft choice 7/27/09.



**2013:** Bruton, who was voted as a team captain prior to the season by his teammates, played all 16 regular-season games for the second consecutive season... Made a career-high 16 defensive tackles (14 solo) and tied for second on the team with seven special-teams stops... Saw action in all three postseason games and totaled one solo defensive stop... Blocked a punt that led to a Broncos' touchdown vs. Bal. (9/5)... Tied for the team lead with a career-best three special-teams stops at NYG (9/15)... Executed a 35-yard run on a fake punt vs. Jac. (10/13)... Tied for the team lead with five defensive tackles at Oak. (12/29).

**2012:** Bruton played all 16 games for the second time in his career and was named a third alternate to the AFC Pro Bowl squad as a special-teamer... Contributed two solo tackles and one interception (-2 yds.) on defense in addition to three special-teams stops... Deflected a Shane Lechler punt in the third quarter vs. Oak. (9/30) to give Denver possession inside the red zone... Recovered an onside kick to seal the victory for Denver at Cin. (11/4)... Made his first career interception, picking off former Notre Dame and Broncos teammate Brady Quinn to close Denver's win at K.C. (11/25).

**2011:** Bruton played 15 games (1 start) in the regular season and totaled 13 solo tackles on defense in addition to eight special-teams stops which ranked third on the club... Opened both of Denver's playoff games, tying for

the team lead with 15 defensive tackles (11 solo) and adding a pass defended.

**2010:** Bruton played all 16 games (2 starts) and totaled 14 tackles (12 solo) and one pass defended on defense... Finished second on the club with 12 special-teams stops and recovered two fumbles on special-teams units... Deflected a punt and recorded a season-high two special-teams stops vs. Stl. (11/28)... Started Games 12-13 in place of injured safety Brian Dawkins.

**2009:** Selected by the Broncos in the fourth round (114th overall) of the 2009 NFL Draft, Bruton appeared in 14 games (1 start) for the club as a rookie and posted five tackles (4 solo) along with one pass breakup... Tied for fourth on the Broncos with nine special-teams tackles... Notched two special-teams stops at S.D. (10/19), at Bal. (11/1) and vs. NYG (11/26)... Made his first career start vs. Oak. (12/20), replacing Renaldo Hill, and finished the game with five tackles (4 solo) and one pass breakup.

**COLLEGE:** Bruton totaled 214 tackles (138 solo), one sack (10 yds.), seven interceptions (77 yds.), 16 pass breakups, three forced fumbles and three fumble recoveries in 48 games (24 starts) at the University of Notre Dame... Saw extensive action on special teams, appearing in 596 career special-teams plays during his time at Notre Dame... Started all 13 games as a senior team captain and totaled 97 tackles (61 solo), four interceptions (57 yds.), 10 pass breakups, two forced fumbles and two fumble recoveries to earn honorable mention All-America honors from *The NFL Draft Report*... Led Notre Dame with four interceptions and ranked second on the team with 97 tackles that marked the third-best single-season total by a defensive back in school annals... Played 12 games (11 starts) as a junior for Notre Dame and led the team with three interceptions.

**PERSONAL:** Bruton attended Miamisburg (Ohio) High School, where he totaled 112 tackles, 11 interceptions and 470 receiving yards during his final two seasons... Earned All-Division I-II and All-Area honors from the *Dayton Daily News* as well as all-district accolades as a senior after posting 54 tackles and three interceptions... Received all-conference honors and was a special mention All-Southwest Ohio selection as a junior, posting 58 tackles and eight interceptions that year... Had 200 receiving yards as a senior and 270 receiving yards as a junior... Majored in both political science and sociology at Notre Dame... Worked as a substitute teacher in his hometown of Miamisburg during the 2011 offseason... David Lee Bruton was born on July 23, 1987, in Winchester, Ky.

### BRUTON'S REGULAR SEASON RECORD

Year	Club	G	S	UT	A	TT	S-Yds.	I-Yds.	PD	FF	FR	TD-Int.	TD-FR	S	Pts.
2009	Denver	14	1	4	1	5	0-0	0-0	1	0	0	0	0	0	0
2010	Denver	16	2	12	2	14	0-0	0-0	1	0	0	0	0	0	0
2011	Denver	15	1	13	0	13	0-0	0-0	3	0	0	0	0	0	0
2012	Denver	16	0	2	0	2	0-0	1--2	1	0	0	0	0	0	0
2013	Denver	16	0	14	2	16	0-0	0-0	0	0	0	0	0	0	0
<b>CAREER TOTALS</b>		<b>77</b>	<b>4</b>	<b>45</b>	<b>5</b>	<b>50</b>	<b>0-0</b>	<b>1--2</b>	<b>6</b>	<b>0</b>	<b>0</b>	<b>0</b>	<b>0</b>	<b>0</b>	<b>0</b>

**ADDITIONAL STATISTICS:** Special teams tackles — 2009 (9), 2010 (12), 2011 (8), 2012 (3), 2013 (7), TOTAL (39). Special teams fumbles — 2009 (1FF), 2010 (2FR), TOTAL (1FF, 2 FR). Blocked punts — 2013 (1), TOTAL (1). One rush (fake punt) for 35 yards vs. Jacksonville, 10/13/13.

### BRUTON'S POSTSEASON RECORD

Year	Club	G	S	UT	A	TT	S-Yds.	I-Yds.	PD	FF	FR	TD-Int.	TD-FR	S	Pts.
2011	Denver	2	2	11	4	15	0-0	0-0	1	0	0	0	0	0	0
2012	Denver	1	0	0	0	0	0-0	0-0	0	0	0	0	0	0	0
2013	Denver	3	0	1	0	1	0-0	0-0	0	0	0	0	0	0	0
<b>CAREER TOTALS</b>		<b>6</b>	<b>2</b>	<b>12</b>	<b>4</b>	<b>16</b>	<b>0-0</b>	<b>0-0</b>	<b>1</b>	<b>0</b>	<b>0</b>	<b>0</b>	<b>0</b>	<b>0</b>	<b>0</b>

### BRUTON'S SINGLE-GAME HIGHS

(Postseason in parentheses)

**Tackles** — 6, twice, last at Arizona, 12/12/10 (8 vs. Pittsburgh, 1/8/12). **Interceptions** — 1 at Kansas City, 11/25/12 (none). **Interception return yards** — -2 at Kansas City, 11/25/12 (none). **Passes defended** — 1, six times, last at Kansas City, 11/25/12 (1 vs. Pittsburgh, 1/8/12). **Special-teams tackles** — 3 at N.Y. Giants, 9/15/2013 (none).

### DAVID BRUTON'S CAREER GAME-BY-GAME

(Victories asterisked)

2009 DENVER (8-8)		TACKLES									
Date	Opponent	P/S	UT	A	TT	S-Yds.	I-Yds.	PD	FF	FR	
Sep 13	at Cincinnati*	P	0	0	0	0-0	0-0	0	0	0	
Sep 20	vs. Cleveland*	P	0	0	0	0-0	0-0	0	0	0	
Sep 27	at Oakland*	P	0	0	0	0-0	0-0	0	0	0	
Oct 4	vs. Dallas*	P	0	0	0	0-0	0-0	0	0	0	
Oct 11	vs. New England*	P	0	0	0	0-0	0-0	0	0	0	
Oct 19	at San Diego*	P	0	0	0	0-0	0-0	0	0	0	
Nov 1	at Baltimore	P	0	0	0	0-0	0-0	0	0	0	
Nov 9	vs. Pittsburgh		INACTIVE								
Nov 15	at Washington	P	0	0	0	0-0	0-0	0	0	0	
Nov 22	vs. San Diego	P	0	0	0	0-0	0-0	0	0	0	
Nov 26	vs. N.Y. Giants*	P	0	0	0	0-0	0-0	0	0	0	
Dec 6	at Kansas City*	P	0	0	0	0-0	0-0	0	0	0	
Dec 13	at Indianapolis		INACTIVE								
Dec 20	vs. Oakland	S	4	1	5	0-0	0-0	1	0	0	
Dec 27	at Philadelphia	P	0	0	0	0-0	0-0	0	0	0	
Jan 3	vs. Kansas City	P	0	0	0	0-0	0-0	0	0	0	
Regular Season Totals			14/1	4	1	5	0-0	0-0	1	0	0

2010 DENVER (4-12)			TACKLES								
Date	Opponent	P/S	UT	A	TT	S-Yds.	I-Yds.	PD	FF	FR	
Sep 12	at Jacksonville	P	0	0	0	0-0	0-0	0	0	0	
Sep 19	vs. Seattle*	P	0	0	0	0-0	0-0	0	0	0	
Sep 26	vs. Indianapolis	P	0	0	0	0-0	0-0	0	0	0	
Oct 3	at Tennessee*	P	0	0	0	0-0	0-0	0	0	0	
Oct 10	at Baltimore	P	0	0	0	0-0	0-0	0	0	0	
Oct 17	vs. N.Y. Jets	P	0	0	0	0-0	0-0	0	0	0	
Oct 24	vs. Oakland	P	0	0	0	0-0	0-0	0	0	0	
Oct 31	at San Francisco (London)	P	0	0	0	0-0	0-0	0	0	0	
Nov 14	vs. Kansas City*	P	0	0	0	0-0	0-0	0	0	0	
Nov 22	at San Diego	P	0	0	0	0-0	0-0	0	0	0	
Nov 28	vs. St. Louis	P	0	0	0	0-0	0-0	1	0	0	
Dec 5	at Kansas City	S	5	1	6	0-0	0-0	0	0	0	
Dec 12	at Arizona	S	5	1	6	0-0	0-0	0	0	0	
Dec 19	at Oakland	P	2	0	2	0-0	0-0	0	0	0	
Dec 26	vs. Houston*	P	0	0	0	0-0	0-0	0	0	0	
Jan 2	vs. San Diego	P	0	0	0	0-0	0-0	0	0	0	
Regular Season Totals			16/2	12	2	14	0-0	0-0	1	0	0

2011 DENVER (8-8)			TACKLES								
Date	Opponent	P/S	UT	A	TT	S-Yds.	I-Yds	PD	FF	FR	
Sep 12	vs. Oakland	P	0	0	0	0-0	0-0	1	0	0	
Sep 18	vs. Cincinnati*	P	0	0	0	0-0	0-0	0	0	0	
Sep 25	at Tennessee	P	0	0	0	0-0	0-0	0	0	0	
Oct 2	at Green Bay	P	0	0	0	0-0	0-0	0	0	0	
Oct 9	vs. San Diego	P	0	0	0	0-0	0-0	0	0	0	
Oct 23	at Miami*	P	0	0	0	0-0	0-0	0	0	0	
Oct 30	vs. Detroit	P	0	0	0	0-0	0-0	0	0	0	
Nov 6	at Oakland*	P	2	0	2	0-0	0-0	0	0	0	
Nov 13	at Kansas City*	P	0	0	0	0-0	0-0	0	0	0	
Nov 17	vs. N.Y. Jets*	P	1	0	1	0-0	0-0	0	0	0	
Nov 27	at San Diego*	P	0	0	0	0-0	0-0	0	0	0	
Dec 4	at Minnesota*	P	1	0	1	0-0	0-0	0	0	0	
Dec 11	vs. Chicago*	P	0	0	0	0-0	0-0	0	0	0	
Dec 18	vs. New England	INACTIVE									
Dec 24	at Buffalo	P	5	0	5	0-0	0-0	1	0	0	
Jan 1	vs. Kansas City	S	4	0	4	0-0	0-0	1	0	0	
Regular Season Totals			15/1	13	0	13	0-0	0-0	3	0	0
Jan 8	vs. Pittsburgh*§	S	8	0	8	0-0	0-0	1	0	0	
Jan 14	at New England†	S	3	4	7	0-0	0-0	0	0	0	
Postseason Totals			2/2	11	4	15	0-0	0-0	1	0	0

<sup>‡</sup>AFC Wild Card Game; <sup>†</sup>AFC Divisional Playoff Game

2012 DENVER (13-3)			TACKLES								
Date	Opponent	P/S	UT	A	TT	S-Yds.	I-Yds.	PD	FF	FR	
Sep 9	vs. Pittsburgh*	P	0	0	0	0-0	0-0	0	0	0	
Sep 17	at Atlanta	P	0	0	0	0-0	0-0	0	0	0	
Sep 23	vs. Houston	P	0	0	0	0-0	0-0	0	0	0	
Sep 30	vs. Oakland*	P	1	0	1	0-0	0-0	0	0	0	
Oct 7	at New England	P	0	0	0	0-0	0-0	0	0	0	
Oct 15	at San Diego*	P	0	0	0	0-0	0-0	0	0	0	
Oct 28	vs. New Orleans*	P	0	0	0	0-0	0-0	0	0	0	
Nov 4	at Cincinnati*	P	0	0	0	0-0	0-0	0	0	0	
Nov 11	at Carolina*	P	0	0	0	0-0	0-0	0	0	0	
Nov 18	vs. San Diego*	P	1	0	1	0-0	0-0	0	0	0	
Nov 25	at Kansas City*	P	0	0	0	0-0	1--2	1	0	0	
Dec 2	vs. Tampa Bay*	P	0	0	0	0-0	0-0	0	0	0	
Dec 6	at Oakland*	P	0	0	0	0-0	0-0	0	0	0	
Dec 16	at Baltimore*	P	0	0	0	0-0	0-0	0	0	0	
Dec 23	vs. Cleveland*	P	0	0	0	0-0	0-0	0	0	0	
Dec 30	vs. Kansas City*	P	0	0	0	0-0	0-0	0	0	0	
Regular Season Totals		16/0	2	0	2	0-0	1--2	1	0	0	
Jan 12	vs. Baltimore†	P	0	0	0	0-0	0-0	0	0	0	
Postseason Totals		1/0	0	0	0	0-0	0-0	0	0	0	

<sup>†</sup>AFC Divisional Playoff Game

## DID YOU KNOW?

The average temperature for the 542 home games in Broncos history—combined preseason, regular season and postseason through 2013—is 60.1 degrees Fahrenheit.

2013 DENVER (13-3)		TACKLES								
Date	Opponent	P/S	UT	A	TT	S-Yds.	I-Yds.	PD	FF	FR
Sep 5	vs. Baltimore*	P	0	0	0	0-0	0-0	0	0	0
Sep 15	at N.Y. Giants*	P	1	0	1	0-0	0-0	0	0	0
Sep 23	vs. Oakland*	P	0	0	0	0-0	0-0	0	0	0
Sep 29	vs. Philadelphia*	P	0	0	0	0-0	0-0	0	0	0
Oct 6	at Dallas*	P	0	0	0	0-0	0-0	0	0	0
Oct 13	vs. Jacksonville*	P	0	0	0	0-0	0-0	0	0	0
Oct 20	at Indianapolis	P	0	0	0	0-0	0-0	0	0	0
Oct 27	vs. Washington*	P	0	0	0	0-0	0-0	0	0	0
Nov 10	at San Diego*	P	2	0	2	0-0	0-0	0	0	0
Nov 17	vs. Kansas City*	P	0	0	0	0-0	0-0	0	0	0
Nov 24	at New England	P	0	2	2	0-0	0-0	0	0	0
Dec 1	at Kansas City*	P	5	0	5	0-0	0-0	0	0	0
Dec 8	vs. Tennessee*	P	1	0	1	0-0	0-0	0	0	0
Dec 12	vs. San Diego	P	0	0	0	0-0	0-0	0	0	0
Dec 22	at Houston*	P	0	0	0	0-0	0-0	0	0	0
Dec 29	at Oakland*	P	5	0	5	0-0	0-0	0	0	0
<b>Regular Season Totals</b>		<b>16/0</b>	<b>14</b>	<b>2</b>	<b>16</b>	<b>0-0</b>	<b>0-0</b>	<b>0</b>	<b>0</b>	<b>0</b>
Jan 12	vs. San Diego*†	P	0	0	0	0-0	0-0	0	0	0
Jan 19	vs. New England*#	P	1	0	1	0-0	0-0	0	0	0
Feb 2	vs. Seattle\$	P	0	0	0	0-0	0-0	0	0	0
<b>Postseason Totals</b>		<b>3/0</b>	<b>1</b>	<b>0</b>	<b>1</b>	<b>0-0</b>	<b>0-0</b>	<b>0</b>	<b>0</b>	<b>0</b>

†AFC Divisional Playoff Game; #AFC Championship Game; \$Super Bowl XLVIII



## ANDRE CALDWELL

### WIDE RECEIVER

6-0 • 200 • 7TH YR. • FLORIDA

**BORN:** April 15, 1985, in Tampa Fla.

**HIGH SCHOOL:** Thomas Jefferson High School, Tampa, Fla.

**ACQUIRED:** Unrestricted Free Agent (Cincinnati), 2012

**NFL YEAR:** 7th • **YEAR WITH BRONCOS:** 3rd

**NFL GAMES PLAYED/STARTED:** 75/16 • **POSTSEASON GP/GS:** 4/1



### CALDWELL AT A GLANCE:

- A seventh-year wide receiver in his third year with the Broncos who has appeared in 75 games (16 starts) and totaled 141 receptions for 1,390 yards (9.9 avg.) with nine touchdowns in his first six NFL seasons with Cincinnati (2008-11) and Denver (2012-13).
- Averaged nearly 38 receptions per year from 2009-11, highlighted by his '09 campaign in which he played all 16 games (3 starts) and set career highs in catches (51), receiving yards (432) and touchdowns (3) for the AFC North-Champion Bengals.
- Played 53 career games at the University of Florida and left as the school's all-time leader in receptions (185), while ranking third in Gator annals in receiving yards (2,349).
- Younger brother of Reche Caldwell, who played six NFL seasons with San Diego (2002-05), New England (2006) and Washington (2007).
- Joined the Broncos as an unrestricted free agent on March 30, 2012.
- Selected by Cincinnati in the third round (97th overall) of the 2008 NFL Draft.

**CAREER TRANSACTIONS:** Signed by Cincinnati as a draft choice 7/27/08; Signed by Denver as an unrestricted free agent 3/30/12.



**2013:** Caldwell played all 16 regular-season games (2 starts) for the second time in his career... Caught 16 passes for 200 yards (12.5 avg.) and tied a career-high with three touchdown receptions... Saw action in all three postseason games and contributed two catches for 26 yards (13.0 avg.)... Caught his longest pass as a Bronco, a 36-yard reception at NYG (9/15)... Posted his first career multi-touchdown game, finishing with a game-high six catches and 59 yards with a pair of scores vs. S.D. (12/12).

**2012:** Caldwell played eight games in his first season with the Broncos and totaled one reception for 18 yards, one rush for 14 yards and one special-teams tackle... Inactive for eight regular-season contests as well as Denver's AFC Divisional Playoff Game vs. Bal. (1/12).

**2011:** Caldwell played 13 games (2 starts) for the Bengals and totaled 37 receptions for 317 yards (8.6 avg.) and tied a career-high with three touchdowns... Posted multiple catches in 11-of-13 games played... Recorded the longest touchdown reception (49 yds.) of his career at Bal. (11/20)... Missed the Bengals' final three regular-season games and the postseason due to a hernia... Officially placed on injured reserve on Dec. 27.



**2010:** Caldwell saw action in 15 games, including a career-high five starts, and registered 25 receptions for 345 yards (13.8 avg.)... Totaled the three highest receiving yardage outputs of his career over the last three weeks of the season, averaging five receptions and 90 yards per game over that span... Set career-highs in catches (7) and receiving yards (94) in Cincinnati's season finale at Bal. (1/2).

**2009:** Caldwell played all 16 games (3 starts) for the first time in his career and tallied a career-best 51 receptions for 432 yards (8.5 avg.) with three touchdowns for the AFC North Champions... Returned 29 kickoffs for 539 yards (18.6 avg.)... Recorded two catches for 25 yards (12.5 avg.) in Cincinnati's AFC Wild Card Game vs. NYJ (1/9)... Produced multiple receptions in 15-of-17 games played, including the postseason.

**2008:** Selected by the Bengals in the third round (97th overall) of the 2008 NFL Draft, Caldwell played seven games (4 starts) as a rookie and caught 11 passes for 78 yards (7.1 avg.)... Returned 13 kickoffs for 338 yards (26.0 avg.)... Made his NFL debut vs. Pit. (10/19) and returned three kickoffs for 88 yards (29.3 avg.)... Made three receptions for 26 yards (8.7 avg.) in his first career start at Pit. (11/20).

**COLLEGE:** Caldwell played 53 games for the University of Florida and left as the school's all-time receptions leader (185), while ranking third all-time in receiving yards (2,349)... Accounted for 20 total touchdowns (16 receiving, 4 rushing)... Totaled 56 receptions for 761 yards (13.6 avg.) with seven touchdowns as a senior in 2007... Caught a touchdown pass in Florida's national title game victory over Ohio State to cap his junior campaign... Played all 13 games as a true freshman in 2003 and earned Southeastern Conference All-Freshman Team honors from *The Sporting News*.

**PERSONAL:** Caldwell attended Thomas Jefferson High School in Tampa, Fla., where he earned senior All-America honors from *Parade* and *SuperPrep* after scoring 38 touchdowns and leading his team to a 13-2 record and a berth in the state title game... Older brother, Reche Caldwell, played six seasons as a wide receiver in the NFL with San Diego (2002-05), New England (2006) and Washington (2007)... Majored in sociology at Florida... Andre Caldwell, who is nicknamed 'Bubba,' was born on April 15, 1985, in Tampa, Fla.

### CALDWELL'S REGULAR SEASON RECORD

Year	Club	G	S	No.	RECEIVING				TD	KICKOFF RETURNS				SCORING						
					Yds.	Avg.	LG	TD		No.	Yds.	Avg.	LG	TD	TD	TDr	Tdp	TDr	2pt	Pts.
2008	Cincinnati	7	4	11	78	7.1	15	0		13	338	26.0	43	0	0	0	0	0	0	0
2009	Cincinnati	16	3	51	432	8.5	24	3		29	539	18.6	39	0	3	0	3	0	0	18
2010	Cincinnati	15	5	25	345	13.8	53	0		3	79	26.3	32	0	0	0	0	0	0	0
2011	Cincinnati	13	2	37	317	8.6	49t	3		0	0	0.0	—	0	3	0	3	0	0	18
2012	Denver	8	0	1	18	18.0	18	0		0	0	0.0	—	0	0	0	0	0	0	0
2013	Denver	16	2	16	200	12.5	36	3		6	141	23.5	34	0	3	0	3	0	0	18
CAREER TOTALS		75	16	141	1,390	9.9	53	9		51	1,097	21.5	43	0	7	0	7	0	0	54
BRONCOS TOTALS		24	2	17	218	12.8	36	3		6	141	23.5	34	0	3	0	3	0	0	18

**ADDITIONAL STATISTICS:** Rushing — 2008 (5-53, 10.6 avg., 16 LG, 0 TD), 2009 (3-22, 7.3 avg., 15 LG, 0 TD), 2010 (1--2, -2.0 avg., -2 LG, 0 TD), 2012 (1-14, 14.0 avg., 14 LG, 0 TD), 2013 (1-7, 7.0 avg., 7 LG, 0 TD), TOTAL (11-94, 8.5 avg., 26 LG, 0 TD). Special teams tackles — 2008 (1), 2010 (2), 2011 (1), 2013 (4), TOTAL (8).

### CALDWELL'S POSTSEASON RECORD

Year	Club	G	S	No.	RECEIVING				TD	KICKOFF RETURNS				SCORING					TDt	2pt	Pts.
					Yds.	Avg.	LG	TD		No.	Yds.	Avg.	LG	TD	TD	TDr	Tdp				
2009	Cincinnati	1	1	2	25	12.5	13	0		0	0	0.0	—	0	0	0	0	0	0	0	
2013	Denver	3	0	2	26	13.0	15	0		0	0	0.0	—	0	0	0	0	0	0	0	
CAREER TOTALS		4	1	4	51	12.8	15	0		0	0	0.0	—	0	0	0	0	0	0	0	

### CALDWELL'S SINGLE-GAME HIGHS

(Postseason in parentheses)

**Receptions** — 7 at Baltimore, 1/2/11 (2 vs. N.Y. Jets 1/9/10). **Receiving yards** — 94 at Baltimore, 1/2/11 (25 vs. N.Y. Jets, 1/9/10). **Longest reception** — 53 vs. Cleveland, 12/19/10 (15 vs. San Diego, 1/12/13). **Receiving touchdowns** — 2 vs. San Diego, 12/12/13 (none). **Kick returns** — 6 at Indianapolis, 12/7/08 (none). **Kick return yards** — 154 at Indianapolis, 12/7/08 (none). **Longest kick return** — 43 vs. Baltimore, 11/30/08 (none). **Kick return touchdowns** — None (none).

### ANDRE CALDWELL'S CAREER GAME-BY-GAME

(Victories asterisked)

2008 CINCINNATI (4-11-1)				RECEIVING				KICK RETURNS				SCORING		
Date	Opponent	P/S	No.	Yds.	Avg.	LG	TD	No.	Yds.	Avg.	LG	TD	2pt.	Pts.
Sep 7	at Baltimore					INACTIVE								
Sep 14	vs. Tennessee					INACTIVE								
Sep 21	at N.Y. Giants					DID NOT PLAY								
Sep 28	vs. Cleveland					INACTIVE								
Oct 5	at Dallas					INACTIVE								
Oct 12	at N.Y. Jets					INACTIVE								
Oct 19	vs. Pittsburgh	P	0	0	0.0	—	0	3	88	29.3	36	0	0	0
Oct 26	at Houston					INACTIVE								
Nov 2	vs. Jacksonville*					INACTIVE								
Nov 16	vs. Philadelphia					INACTIVE								
Nov 20	at Pittsburgh	S	3	26	8.7	15	0	0	0	0.0	—	0	0	0
Nov 30	vs. Baltimore	P	0	0	0.0	—	0	2	57	28.5	43	0	0	0
Dec 7	at Indianapolis	S	1	6	6.0	6	0	6	158	26.3	31	0	0	0
Dec 14	vs. Washington*	P	1	4	4.0	4	0	1	18	18.0	18	0	0	0
Dec 21	at Cleveland*	S	1	8	8.0	8	0	0	0	0.0	—	0	0	0
Dec 28	vs. Kansas City*	S	5	34	6.8	13	0	1	17	17.0	17	0	0	0
Regular Season Totals		7/4	11	78	7.1	15	0	13	338	26.0	43	0	0	0

2009 CINCINNATI (10-6)			RECEIVING					KICK RETURNS					SCORING	
Date	Opponent	P/S	No.	Yds.	Avg.	LG	TD	No.	Yds.	Avg.	LG	TD	2pt.	Pts.
Sep 13	vs. Denver	P	6	54	9.0	14	0	2	48	24.0	29	0	0	0
Sep 20	at Green Bay*	P	2	16	8.0	8	0	3	67	22.3	29	0	0	0
Sep 27	vs. Pittsburgh*	P	6	52	8.7	14	1	5	104	20.8	39	0	0	6
Oct 4	at Cleveland*	P	2	26	13.0	24	0	4	71	17.8	21	0	0	0
Oct 11	at Baltimore*	P	2	33	16.5	20t	1	3	56	18.7	33	0	0	6
Oct 18	vs. Houston	P	6	57	9.5	14	0	5	85	17.0	32	0	0	0
Oct 25	vs. Chicago*	P	2	19	9.5	12	0	2	35	17.5	19	0	0	0
Nov 8	vs. Baltimore*	P	3	15	5.0	9	1	2	17	8.5	16	0	0	6
Nov 15	at Pittsburgh*	S	4	23	5.8	8	0	0	0	0.0	—	0	0	0
Nov 22	at Oakland	P	3	35	11.7	17	0	2	40	20.0	22	0	0	0
Nov 29	vs. Cleveland*	P	3	33	11.0	13	0	0	0	0.0	—	0	0	0
Dec 6	vs. Detroit*	P	0	0	0.0	—	0	1	16	16.0	16	0	0	0
Dec 13	at Minnesota	P	4	25	6.3	7	0	0	0	0.0	—	0	0	0
Dec 20	at San Diego	S	5	22	4.4	16	0	0	0	0.0	—	0	0	0
Dec 27	vs. Kansas City*	P	3	22	7.3	9	0	0	0	0.0	—	0	0	0
Jan 3	at N.Y. Jets	S	0	0	0.0	—	0	0	0	0.0	—	0	0	0
<b>Regular Season Totals</b>			<b>16/3</b>	<b>51</b>	<b>432</b>	<b>8.5</b>	<b>24</b>	<b>3</b>	<b>29</b>	<b>539</b>	<b>18.6</b>	<b>39</b>	<b>0</b>	<b>18</b>
Jan 9 vs. N.Y. Jets§			S	2	25	12.5	13	0	0	0	0.0	—	0	0

**Postseason Totals** 1/1 2 25 12.5 13 0 0 0 0.0 — 0 0 0  
 §AFC Wild Card Game

2010 CINCINNATI (4-12)			RECEIVING					KICK RETURNS					SCORING	
Date	Opponent	P/S	No.	Yds.	Avg.	LG	TD	No.	Yds.	Avg.	LG	TD	2pt.	Pts.
Sep 12	at New England					INACTIVE								
Sep 19	vs. Baltimore*	P	0	0	0.0	—	0	0	0	0.0	—	0	0	0
Sep 26	at Carolina*	P	1	8	8.0	8	0	0	0	0.0	—	0	0	0
Oct 3	at Cleveland	P	3	15	5.0	7	0	0	0	0.0	—	0	0	0
Oct 10	vs. Tampa Bay	S	4	33	8.3	19	0	0	0	0.0	—	0	0	0
Oct 24	at Atlanta	P	1	10	10.0	10	0	0	0	0.0	—	0	0	0
Oct 31	vs. Miami	S	0	0	0.0	—	0	0	0	0.0	—	0	0	0
Nov 8	vs. Pittsburgh	P	0	0	0.0	—	0	0	0	0.0	—	0	0	0
Nov 14	at Indianapolis	P	0	0	0.0	—	0	0	0	0.0	—	0	0	0
Nov 21	vs. Buffalo	P	1	9	9.0	9	0	3	79	26.3	32	0	0	0
Nov 25	at N.Y. Jets	P	0	0	0.0	—	0	0	0	0.0	—	0	0	0
Dec 5	vs. New Orleans	P	0	0	0.0	—	0	0	0	0.0	—	0	0	0
Dec 12	at Pittsburgh	P	0	0	0.0	—	0	0	0	0.0	—	0	0	0
Dec 19	vs. Cleveland*	S	4	89	22.3	53	0	0	0	0.0	—	0	0	0
Dec 26	vs. San Diego*	S	4	87	21.8	44	0	0	0	0.0	—	0	0	0
Jan 2	at Baltimore	S	7	94	13.4	39	0	0	0	0.0	—	0	0	0
<b>Regular Season Totals</b>			<b>15/5</b>	<b>25</b>	<b>345</b>	<b>13.8</b>	<b>53</b>	<b>0</b>	<b>3</b>	<b>79</b>	<b>26.3</b>	<b>32</b>	<b>0</b>	<b>0</b>

2011 CINCINNATI (9-7)			RECEIVING					KICK RETURNS					SCORING	
Date	Opponent	P/S	No.	Yds.	Avg.	LG	TD	No.	Yds.	Avg.	LG	TD	2pt.	Pts.
Sep 11	at Cleveland*	P	0	0	0.0	—	0	0	0	0.0	—	0	0	0
Sep 18	at Denver	P	3	27	9.0	10t	1	0	0	0.0	—	0	0	6
Sep 25	vs. San Francisco	S	6	53	8.8	14	0	0	0	0.0	—	0	0	0
Oct 2	vs. Buffalo*	P	2	17	8.5	9	0	0	0	0.0	—	0	0	0
Oct 9	at Jacksonville*	P	2	13	6.5	8	0	0	0	0.0	—	0	0	0
Oct 16	vs. Indianapolis*	P	4	32	8.0	14	0	0	0	0.0	—	0	0	0
Oct 30	at Seattle*	P	4	31	7.8	10	0	0	0	0.0	—	0	0	0
Nov 6	at Tennessee*	P	5	22	4.4	7	1	0	0	0.0	—	0	0	6
Nov 13	vs. Pittsburgh	P	3	25	8.3	11	0	0	0	0.0	—	0	0	0
Nov 20	at Baltimore	S	3	63	21.0	49t	1	0	0	0.0	—	0	0	6
Nov 27	vs. Cleveland*	P	3	24	8.0	16	0	0	0	0.0	—	0	0	0
Dec 4	at Pittsburgh	P	0	0	0.0	—	0	0	0	0.0	—	0	0	0
Dec 11	vs. Houston	P	2	10	5.0	8	0	0	0	0.0	—	0	0	0
Dec 18	at St. Louis*					INACTIVE								
Dec 24	vs. Arizona*					INACTIVE								

PLACED ON INJURED RESERVE ON DEC. 27

**Regular Season Totals** 13/2 37 317 8.6 49t 3 0 0 0.0 — 0 0 18

### Did You Know?

The Broncos in 2005 became the first team in NFL history to have two 100-yard rushers and a 300-yard passer in the same game. In Denver's contest against Philadelphia on Oct. 30, 2005, Mike Anderson (126 yds.) and Tatum Bell (107 yds.) each had at least 100 rushing yards while Jake Plummer (309 yds.) cleared the 300-yard passing mark in Denver's 49-21 victory.

2012 DENVER (13-3)			RECEIVING					KICK RETURNS					SCORING	
Date	Opponent	P/S	No.	Yds.	Avg.	LG	TD	No.	Yds.	Avg.	LG	TD	2pt.	Pts.
Sep 9	vs. Pittsburgh*					INACTIVE								
Sep 17	at Atlanta					INACTIVE								
Sep 23	vs. Houston					INACTIVE								
Sep 30	vs. Oakland*	P	0	0	0.0	—	0	0	0	0.0	—	0	0	0
Oct 7	at New England	P	0	0	0.0	—	0	0	0	0.0	—	0	0	0
Oct 15	at San Diego*	P	0	0	0.0	—	0	0	0	0.0	—	0	0	0
Oct 28	vs. New Orleans*	P	0	0	0.0	—	0	0	0	0.0	—	0	0	0
Nov 4	at Cincinnati*					INACTIVE								
Nov 11	at Carolina*	P	0	0	0.0	—	0	0	0	0.0	—	0	0	0
Nov 18	vs. San Diego*					INACTIVE								
Nov 25	at Kansas City*					INACTIVE								
Dec 2	vs. Tampa Bay*	P	0	0	0.0	—	0	0	0	0.0	—	0	0	0
Dec 6	at Oakland*	P	1	18	18.0	18	0	0	0	0.0	—	0	0	0
Dec 16	at Baltimore*					INACTIVE								
Dec 23	vs. Cleveland*					INACTIVE								
Dec 30	vs. Kansas City*	P	0	0	0.0	—	0	0	0	0.0	—	0	0	0
<b>Regular Season Totals</b>			<b>8/0</b>	<b>1</b>	<b>18</b>	<b>18.0</b>	<b>18</b>	<b>0</b>	<b>0</b>	<b>0</b>	<b>0.0</b>	<b>—</b>	<b>0</b>	<b>0</b>
Jan 12	vs. Baltimore†					INACTIVE								
<b>Regular Season Totals</b>			<b>0/0</b>	<b>0</b>	<b>0</b>	<b>0.0</b>	<b>—</b>	<b>0</b>	<b>0</b>	<b>0</b>	<b>0.0</b>	<b>—</b>	<b>0</b>	<b>0</b>

†AFC Divisional Playoff Game

2013 DENVER (13-3)			RECEIVING					KICK RETURNS					SCORING	
Date	Opponent	P/S	No.	Yds.	Avg.	LG	TD	No.	Yds.	Avg.	LG	TD	2pt.	Pts.
Sep 5	vs. Baltimore*	P	1	28	28.0	28t	1	0	0	0.0	—	0	0	6
Sep 15	at N.Y. Giants*	P	1	36	36.0	36	0	0	0	0.0	—	0	0	0
Sep 23	vs. Oakland*	P	0	0	0.0	—	0	0	0	0.0	—	0	0	0
Sep 29	vs. Philadelphia*	P	1	5	5.0	5	0	0	0	0.0	—	0	0	0
Oct 6	at Dallas*	P	0	0	0.0	—	0	0	0	0.0	—	0	0	0
Oct 13	vs. Jacksonville*	P	0	0	0.0	—	0	0	0	0.0	—	0	0	0
Oct 20	at Indianapolis*	P	0	0	0.0	—	0	0	0	0.0	—	0	0	0
Oct 27	vs. Washington*	P	1	14	14.0	14	0	0	0	0.0	—	0	0	0
Nov 10	at San Diego*	P	0	0	0.0	—	0	0	0	0.0	—	0	0	0
Nov 17	vs. Kansas City*	P	0	0	0.0	—	0	0	0	0.0	—	0	0	0
Nov 24	at New England	P	0	0	0.0	—	0	0	0	0.0	—	0	0	0
Dec 1	at Kansas City*	P	1	4	4.0	4	0	3	59	19.7	24	0	0	0
Dec 8	vs. Tennessee*	P	0	0	0.0	—	0	3	82	27.3	34	0	0	0
Dec 12	vs. San Diego	P	6	59	9.8	15t	2	0	0	0.0	—	0	0	0
Dec 22	at Houston*	S	2	12	6.0	13	0	0	0	0.0	—	0	0	0
Dec 29	at Oakland*	S	3	42	14.0	19	0	0	0	0.0	—	0	0	0
<b>Regular Season Totals</b>			<b>16/2</b>	<b>16</b>	<b>200</b>	<b>12.5</b>	<b>36</b>	<b>3</b>	<b>6</b>	<b>141</b>	<b>23.5</b>	<b>34</b>	<b>0</b>	<b>6</b>
Jan 12	vs. San Diego††	P	1	15	15.0	15	0	0	0	0.0	—	0	0	0
Jan 19	vs. New England*#	P	1	11	11.0	11	0	0	0	0.0	—	0	0	0
Feb 2	vs. Seattle§	P	0	0	0.0	—	0	0	0	0.0	—	0	0	0
<b>Postseason Totals</b>			<b>3/0</b>	<b>2</b>	<b>26</b>	<b>13.0</b>	<b>15</b>	<b>0</b>	<b>0</b>	<b>0.0</b>	<b>—</b>	<b>0</b>	<b>0</b>	<b>6</b>

†AFC Divisional Playoff Game; ††AFC Championship Game; §Super Bowl XLVIII



## QUINTON CARTER

38

SAFETY

6-1 • 200 • 4TH YR. • OKLAHOMA

BORN: July 20, 1988, in Las Vegas

HIGH SCHOOL: Cheyenne High School, Las Vegas

ACQUIRED: Draft #4a (108th overall), 2011

NFL YEAR: 4th • YEAR WITH BRONCOS: 4th

NFL GAMES PLAYED/STARTED: 19/10 • POSTSEASON GP/GS: 2/2



### CARTER AT A GLANCE:

- A fourth-year safety who spent most of the last two seasons on injured reserve (knee) after appearing in 19 regular-season games (10 starts) and two postseason contests (2 starts) to begin his NFL career.
- Saw action in all 16 regular-season games and both playoff contests (12 combined starts) during his rookie campaign in 2011 and tied for third among Denver's defensive backs with 49 tackles (41 solo).
- Recorded an interception in consecutive playoff games during the 2011 postseason to become one of just nine rookies in the Super Bowl era to accomplish that feat.
- Earned consensus All-America honors and first-team All-Big 12 Conference recognition following his senior season at the University of Oklahoma in 2010.

- Played 44 career games (29 starts), opening every contest for Oklahoma during his final two seasons and contributing 184 tackles (110 solo) and eight interceptions (62 yds.) during that span.
- Recognized for his community involvement by being named to the Allstate AFCA Good Works Team in 2010 and receiving the Wooden Citizenship Cup in 2011.
- Selected by the Broncos in the fourth round (108th overall) of the 2011 NFL Draft.

**CAREER TRANSACTIONS:** Signed by Denver as a draft choice 7/27/11. Placed on injured reserve (knee) by Denver 9/29/12; Placed on injured reserve (knee) by Denver 8/27/13.



**2013:** Carter did not play in the preseason before being placed on injured reserve on Aug. 27 to undergo a procedure on his knee.

**2012:** Carter played three games (0 starts) on defense and special teams before being placed on injured reserve (knee) on Sept. 29... Totaled two special-teams stops through Week 3 to tie for second on the team during that span.

**2011:** Selected by the Broncos in the fourth round (108th overall) of the 2011 NFL Draft, Carter played all 16 games as a rookie, opening eight contests at free safety and two others at strong safety, while contributing 49 tackles (41 solo) and one sack (4 yds.) on defense and seven tackles on special teams... Started both postseason games for Denver, totaling a combined 10 tackles (6 solo) and recording an interception in each to become just the ninth rookie in the Super Bowl era to post an interception in consecutive playoff contests.

**COLLEGE:** Carter totaled 221 tackles (131 solo), eight interceptions (62 yds.), 21 passes defended and two fumble recoveries in 44 career games (29 starts) at the University of Oklahoma... Named a consensus All-America selection and a first-team All-Big 12 Conference honoree following his senior season after posting 96 tackles, four interceptions (38 yds.) and 10 passes defended... Selected as one of eight national semifinalists for the Lott IMPACT Trophy (college player with biggest impact on team) in 2010... Earned second-team All-Big 12 accolades as a junior after finishing second on the Sooners with 88 tackles (51 solo) to go along with four interceptions (24 yds.) and nine passes defended.

**PERSONAL:** Carter attended Cheyenne High School in Las Vegas, where he was named to the *Las Vegas Sun's* 2000s All-Decade Team as a defensive back... Named to the Allstate American Football Coaches Association Good Works Team in 2010 and was the recipient of the Wooden Citizenship Cup in 2011 in recognition for his community service and character... Founded the non-profit SOUL Organization (Serving Others through Unity and Leadership) during his sophomore year at Oklahoma, which includes a football camp that integrates classroom work and lectures about the value of education, eating right and making smart decisions... Volunteered time for KinderCare, teaching basic reading and writing skills to children, as well as the Oklahoma City Marathon, the University Center for Student Advancement and the OU Black Graduate Student Association... Graduated from Oklahoma with a degree in sociology and a minor in nonprofit-organization studies... Quinton Carter was born on July 20, 1988, in Las Vegas.

### CARTER'S REGULAR SEASON RECORD

Year	Club	G	S	UT	A	TT	S-Yds.	I-Yds.	PD	FF	FR	TD-Int.	TD-FR	S	Pts.
2011	Denver	16	10	41	8	49	1-4	0-0	0	0	0	0	0	0	0
2012	Denver	3	0	0	0	0	0-0	0-0	0	0	0	0	0	0	0
<b>CAREER TOTALS</b>		<b>19</b>	<b>10</b>	<b>41</b>	<b>8</b>	<b>49</b>	<b>1-4</b>	<b>0-0</b>	<b>0</b>	<b>0</b>	<b>0</b>	<b>0</b>	<b>0</b>	<b>0</b>	<b>0</b>

**ADDITIONAL STATISTICS:** Special teams tackles — 2011 (7), 2012 (2), TOTAL (9).

### CARTER'S POSTSEASON RECORD

Year	Club	G	S	UT	A	TT	S-Yds.	I-Yds.	PD	FF	FR	TD-Int.	TD-FR	S	Pts.
2011	Denver	2	2	6	4	10	0-0	2-26	2	0	0	0	0	0	0
<b>CAREER TOTALS</b>		<b>2</b>	<b>2</b>	<b>6</b>	<b>4</b>	<b>10</b>	<b>0-0</b>	<b>2-26</b>	<b>2</b>	<b>0</b>	<b>0</b>	<b>0</b>	<b>0</b>	<b>0</b>	<b>0</b>

### CARTER'S SINGLE GAME HIGHS

(Postseason in parentheses)

**Tackles** — 8 at Oakland, 11/6/11 (5, twice, last at New England, 1/14/12). **Interceptions** — None (1, twice, last at New England, 1/14/12). **Interception return yards** — None (17 at New England, 1/14/12). **Passes Defended** — None (1, twice, last at New England, 1/14/12). **Sacks** — 1 vs. New England, 12/18/11 (none). **Sack yards** — 4 vs. New England, 12/18/11 (none).

### CARTER POSTS INTERCEPTIONS IN BACK-TO-BACK PLAYOFF GAMES

Carter recorded an interception in each of Denver's playoff contests during the 2011 season to become just the ninth rookie in the Super Bowl era to post an interception in consecutive postseason games.

#### LAST FIVE NFL ROOKIES TO RECORD AN INTERCEPTION IN CONSECUTIVE PLAYOFF GAMES

Player	Team	Season
Quinton Carter	Denver	2011
Domonique Rodgers-Cromartie	Arizona	2008
Antoine Bethea	Indianapolis	2006
Ricky Manning	Carolina	2003
Najee Mustafaa	Minnesota	1987

## QUINTON CARTER'S CAREER GAME-BY-GAME

(Victories asterisked)

2011 DENVER (8-8)			TACKLES								
Date	Opponent	P/S	UT	A	TT	S-Yds.	I-Yds	PD	FF	FR	
Sep 12	vs. Oakland	P	0	0	0	0-0	0-0	0	0	0	
Sep 18	vs. Cincinnati*	P	0	0	0	0-0	0-0	0	0	0	
Sep 25	at Tennessee	P	0	0	0	0-0	0-0	0	0	0	
Oct 2	at Green Bay	P	2	0	2	0-0	0-0	0	0	0	
Oct 9	vs. San Diego	P	5	0	5	0-0	0-0	0	0	0	
Oct 23	at Miami*	S	2	0	2	0-0	0-0	0	0	0	
Oct 30	vs. Detroit	S	3	0	3	0-0	0-0	0	0	0	
Nov 6	at Oakland*	P	7	1	8	0-0	0-0	0	0	0	
Nov 13	at Kansas City*	S	2	1	3	0-0	0-0	0	0	0	
Nov 17	vs. N.Y. Jets*	S	3	0	3	0-0	0-0	0	0	0	
Nov 27	at San Diego*	S	3	3	6	0-0	0-0	0	0	0	
Dec 4	at Minnesota*	S	3	0	3	0-0	0-0	0	0	0	
Dec 11	vs. Chicago*	S	2	0	2	0-0	0-0	0	0	0	
Dec 18	vs. New England	S	5	2	7	1-4	0-0	0	0	0	
Dec 24	at Buffalo	S	2	0	2	0-0	0-0	0	0	0	
Jan 1	vs. Kansas City	S	2	1	3	0-0	0-0	0	0	0	
Regular Season Totals			16/10	41	8	49	1-4	0-0	0	0	0
Jan 8	vs. Pittsburgh*§	S	5	0	5	0-0	1-9	1	0	0	
Jan 14	at New England†	S	1	4	5	0-0	1-17	1	0	0	
Postseason Totals			2/2	6	4	10	0-0	2-26	2	0	0

<sup>§</sup>AFC Wild Card Game; <sup>†</sup>AFC Divisional Playoff Game

2012 DENVER (13-3)		TACKLES								
Date	Opponent	P/S	UT	A	TT	S-Yds.	I-Yds	PD	FF	FR
Sep 9	vs. Pittsburgh*	P	0	0	0	0-0	0-0	0	0	0
Sep 17	at Atlanta	P	0	0	0	0-0	0-0	0	0	0
Sep 23	vs. Houston	P	0	0	0	0-0	0-0	0	0	0
PLACED ON INJURED RESERVE ON SEPT. 29										
Regular Season Totals		3/0	0	0	0	0-0	0-0	0	0	0

2013 DENVER (13-3) TACKLES										
Date	Opponent	P/S	UT	A	TT	S-Yds.	I-Yds	PD	FF	FR
PLACED ON INJURED RESERVE ON AUG. 27										



## TONY CARTER

32

CORNERBACK

5-9 • 175 • 6TH YR. • FLORIDA STATE

BORN: May 24, 1986, in Tallahassee, Fla.

HIGH SCHOOL: Mandarin High School, Jacksonville, Fla.

ACQUIRED: Free Agent, 2011

NFL YEAR: 6th • YEAR WITH BRONCOS: 5th

NFL GAMES PLAYED/STARTED: 34/3 • POSTSEASON GP/GS: 5/0



### CARTER AT A GLANCE

- A sixth-year cornerback who appeared in 34 career regular-season games (3 starts) and five playoff contests with Denver (2009, '11-13) and New England (2010), totaling 37 tackles (32 solo), three interceptions (55 yds.), 21 passes defended and two fumble recoveries during his first five NFL seasons.
- Allowed the fewest completions (27) among players with at least 60 defensive targets during the 2012 season as one of just three NFL players with a fumble recovery for a touchdown and interception for a touchdown.
- Became the 14th player in team history to recover a fumble and intercept a pass in the same game at San Diego (10/15/12).
- Saw action in three regular-season contests and both playoff games for Denver in 2011 after spending a portion of the year on the team's practice squad.
- Spent the first 13 games of the 2010 season on New England's practice squad before being promoted to the Patriots' active roster for the final three weeks.
- Competed on Denver's practice squad for the first 14 weeks of his rookie year in 2009 before spending the final three weeks of the season on its active roster, playing in two games (1 start).
- Started 33 consecutive games to finish his career at Florida State University, where he opened



all 50 games played for his collegiate career.

- Received second-team All-Atlantic Coast Conference honors as a 13-game starter for the Seminole as a senior.
- Joined the Broncos as a free agent on Nov. 30, 2011.
- Entered the NFL with Denver as a college free agent on April 27, 2009.

**CAREER TRANSACTIONS:** Signed by Denver as a college free agent 4/27/09; Waived by Denver 9/5/09; Signed by Denver (practice squad) 9/6/09; Signed by Denver (active roster) 12/19/09; Waived/injured by Denver 8/23/10; Signed by New England (practice squad) 9/7/10; Signed by New England (active roster) 12/18/10; Waived by New England 7/29/11; Signed by Minnesota 8/11/11; Waived by Minnesota 9/3/11; Signed by Denver (practice squad) 11/30/11; Signed by Denver (active roster) 12/13/11.



**2013:** Carter played 12 regular-season games (2 starts) for the Broncos and totaled 11 tackles (10 solo), one interception (0 yds.) and eight passes defended in addition to a pair of special-teams stops... Appeared in two playoff games and contributed five tackles (4 solo) to go along with two passes defended... Made his second NFL start and set a career high with four pass breakups that tied for the sixth-most in team history in a single game vs. Bal. (9/5)... Intercepted a pass and matched his career high with four pass breakups and one tackle for loss in Denver's Week 2 win at NYG (9/15)... Set a career postseason high with four tackles and two pass breakups in Denver's AFC Championship Game vs. N.E. (1/19).

**2012:** Carter set career highs in every category, finishing with 24 tackles, two interceptions, 12 pass breakups, one fumble recovery and two defensive touchdowns (one fumble return, one interception return) in 15 regular-season games... Totaled the most pass breakups (12) in the NFL by a non-starter and tied for third among undrafted players... Represented one of three players to return both an interception and fumble for a touchdown... Allowed the fewest completions (27) among NFL players targeted at least 60 times... Recorded the sixth-longest fumble return for a touchdown in team history (65 yds.) and became the 14th player in Broncos history to recover a fumble and intercept a pass in the same game at S.D. (10/15)... Intercepted Panthers quarterback Cam Newton's pass and returned it 40 yards for his second touchdown of the season at Car. (11/11)... Made a special-teams stop in Denver's AFC Divisional Playoff Game vs. Bal. (1/12).

**2011:** Carter played in Denver's final three regular-season games and both playoff contests after spending two weeks on the club's practice squad... Signed to the practice squad on Nov. 30... Contributed a special-teams tackle in Denver's AFC Divisional Playoff Game at N.E. (1/14).

**2010:** Carter was signed to New England's practice squad on Sept. 7 after being waived/injured by Denver on Aug. 23... Spent the first 13 games of the season on the Patriots' practice squad before being promoted to the active roster on Dec. 18... Played two games and contributed one solo tackle on the year.

**2009:** Carter entered the NFL with the Broncos as a college free agent on April 27 and played two games (1 start) for the club as a rookie, registering one solo tackle, one pass breakup and one fumble recovery... Added two stops on special teams... Joined defensive lineman Chris Baker and punter Britton Colquitt as one of three college free agents to play for Denver as a rookie in 2009... Spent the first 14 weeks of the year on Denver's practice squad before he was signed to its active roster on Dec. 19... Made his NFL debut vs. Oak. (12/20) and recorded one solo tackle, one pass breakup, one fumble recovery and one special-teams stop... Started his first career game at Phi. (12/27) and had one special-teams tackle in that contest.

**COLLEGE:** Carter started all 50 career games he played at Florida State University and totaled 139 tackles (104 solo), nine interceptions (173 yds.) and 26 pass breakups... Returned three interceptions and one fumble for touchdowns... Added nine career punt returns for 132 yards (14.7 avg.) with one touchdown... Started 33 consecutive games to end his collegiate career... Started all 13 games for FSU as a senior in 2008, earning second-team All-Atlantic Coast Conference honors... Became the first player in Florida State history to return a blocked extra point and a blocked field goal for scores in the same game when he accomplished the feat as a sophomore against Clemson (9/16/06)... Named second-team freshman All-America and freshman All-ACC as a redshirt freshman in 2005, registering a team-high 12 pass breakups while starting all 13 games.

**PERSONAL:** Carter attended Mandarin High School in Jacksonville, Fla., where he was rated the No. 2 cornerback in the nation by Rivals.com and also saw time at quarterback and wide receiver... Father, Tony Sr., played basketball at Florida State... Carter received a bachelor's degree in social science from Florida State and is working toward a second degree in political science from the school... Tony Lamar Carter Jr. was born on May 24, 1986, in Tallahassee, Fla.

## CARTER IS A STICKY DEFENDER

### FEWEST COMPLETIONS ALLOWED, NFL, 2012 (MIN. 60 DEFENSIVE TARGETS)

Player	Tgt.	Rec.	Pct.
1. Tony Carter, Den.	60	27	45.0
2. Ike Taylor, Pit.	73	29	39.7
3. Casey Hayward, G.B.	69	30	43.5
4. Brandon Browner, Sea.	65	30	46.2
5. Robert McClain	63	33	52.4

### CARTER'S REGULAR SEASON RECORD

Year	Club	G	S	UT	A	TT	S-Yds.	I-Yds.	PBU	FF	FR	TD-Int.	TD-FR	S	Pts.
2009	Denver	2	1	1	0	1	0-0	0-0	1	0	1	0	0	0	0
2010	New England	2	0	1	0	1	0-0	0-0	0	0	0	0	0	0	0
2011	Denver	3	0	0	0	0	0-0	0-0	0	0	0	0	0	0	0
2012	Denver	15	0	20	4	24	0-0	2-55	12	0	1	1	1	0	12
2013	Denver	12	2	10	1	11	0-0	1-0	8	0	0	0	0	0	0
<b>CAREER TOTALS</b>		<b>34</b>	<b>3</b>	<b>32</b>	<b>5</b>	<b>37</b>	<b>0-0</b>	<b>3-55</b>	<b>21</b>	<b>0</b>	<b>2</b>	<b>1</b>	<b>1</b>	<b>0</b>	<b>12</b>

**ADDITIONAL STATISTICS:** Special teams tackles — 2009 (2), 2012 (2), 2013 (2), TOTAL (6).

### CARTER'S POSTSEASON RECORD

Year	Club	G	S	UT	A	TT	S-Yds.	I-Yds.	PBU	FF	FR	TD-Int.	TD-FR	S	Pts.
2011	Denver	2	0	0	0	0	0-0	0-0	0	0	0	0	0	0	0
2012	Denver	1	0	1	0	1	0-0	0-0	0	0	0	0	0	0	0
2013	Denver	2	0	4	1	5	0-0	0-0	2	0	0	0	0	0	0
<b>CAREER TOTALS</b>		<b>5</b>	<b>0</b>	<b>5</b>	<b>1</b>	<b>6</b>	<b>0-0</b>	<b>0-0</b>	<b>2</b>	<b>0</b>	<b>0</b>	<b>0</b>	<b>0</b>	<b>0</b>	<b>0</b>

**ADDITIONAL STATISTICS:** Special teams tackles — 2011 (1), 2012 (1), TOTAL (2).

### CARTER'S SINGLE-GAME HIGHS

(Postseason in parentheses)

**Tackles** — 6 at Oakland, 12/6/12 (4 vs. New England, 1/19/14). **Interceptions** — 1, three times, last at N.Y. Giants, 9/15/13 (none). **Interception return yards** — 40 at Carolina, 11/11/12 (none). **Passes Defensed** — 4, twice, last at N.Y. Giants, 9/15/13 (2 vs. New England, 1/19/14). **Fumble recoveries** — 1, twice, last at San Diego, 10/15/12 (none). **Fumble return yards** — 65 at San Diego, 10/15/12 (none).

### TONY CARTER'S CAREER GAME-BY-GAME

(Victories asterisked)

2009 DENVER (8-8)			TACKLES									
Date	Opponent	P/S	UT	A	TT	S-Yds.	I-Yds.	PBU	FF	FR		
Games 1-13												
Dec 20	vs. Oakland	P	1	0	1	0-0	0-0	1	0	1		
Dec 27	at Philadelphia	S	0	0	0	0-0	0-0	0	0	0		
Jan 3	vs. Kansas City											
Regular Season Totals				2/1	1	0	1	0-0	0-0	1	0	1
2010 NEW ENGLAND (14-2)			TACKLES									
Date	Opponent	P/S	UT	A	TT	S-Yds.	I-Yds.	PBU	FF	FR		
Games 1-13												
Dec 19	vs. Green Bay*	P	0	0	0	0-0	0-0	0	0	0		
Dec 26	at Buffalo*											
Jan 2	vs. Miami*	P	1	0	1	0-0	0-0	0	0	0		
Regular Season Totals				2/0	1	0	1	0-0	0-0	0	0	0
2011 DENVER (8-8)			TACKLES									
Date	Opponent	P/S	UT	A	TT	S-Yds.	I-Yds	PD	FF	FR		
Games 1-11												
Games 12-13												
Dec 18	vs. New England	P	0	0	0	0-0	0-0	0	0			
Dec 24	at Buffalo	P	0	0	0	0-0	0-0	0	0	0		
Jan 1	vs. Kansas City	P	0	0	0	0-0	0-0	0	0	0		
Regular Season Totals				3/0	0	0	0	0-0	0-0	0	0	0
Jan 8	vs. Pittsburgh*§	P	0	0	0	0-0	0-0	0	0	0		
Jan 14	at New England†	P	0	0	0	0-0	0-0	0	0	0		
Postseason Totals				2/0	0	0	0	0-0	0-0	0	0	0
SAFC Wild Card Game; †AFC Divisional Playoff Game												
2012 DENVER (13-3)			TACKLES									
Date	Opponent	P/S	UT	A	TT	S-Yds.	I-Yds.	PBU	FF	FR		
Sep 9	vs. Pittsburgh*	P	0	0	0	0-0	0-0	0	0	0		
Sep 17	at Atlanta	P	2	0	2	0-0	0-0	1	0	0		
Sep 23	vs. Houston	P	1	0	1	0-0	0-0	0	0	0		
Sep 30	vs. Oakland*	P	0	0	0	0-0	0-0	0	0	0		
Oct 7	at New England	P	0	0	0	0-0	0-0	0	0	0		
Oct 15	at San Diego*	P	2	0	2	0-0	1-15	2	0	1		
Oct 28	vs. New Orleans*	P	1	0	1	0-0	0-0	2	0	0		
Nov 4	at Cincinnati*	P	1	0	1	0-0	0-0	2	0	0		
Nov 11	at Carolina*	P	1	1	2	0-0	1-40	1	0	0		
Nov 18	vs. San Diego*	P	4	1	5	0-0	0-0	0	0	0		
Nov 25	at Kansas City*	P	2	0	2	0-0	0-0	0	0	0		
Dec 2	vs. Tampa Bay*	P	0	0	0	0-0	0-0	2	0	0		
Dec 6	at Oakland*	P	4	2	6	0-0	0-0	1	0	0		
Dec 16	at Baltimore*	P	2	0	2	0-0	0-0	0	0	0		
Dec 23	vs. Cleveland*											
Dec 30	vs. Kansas City*	P	0	0	0	0-0	0-0	1	0	0		
Regular Season Totals				15/0	20	4	24	0-0	2-55	12	0	1
Jan 12	vs. Baltimore†	P	1	0	1	0-0	0-0	0	0	0		
Postseason Totals				1/0	1	0	1	0-0	0-0	0	0	0

<sup>†</sup>AFC Divisional Playoff Game

2013 DENVER (13-3)		TACKLES								
Date	Opponent	P/S	UT	A	TT	S-Yds.	I-Yds.	PBU	FF	FR
Sep 5	vs. Baltimore*	S	3	1	4	0-0	0-0	4	0	0
Sep 15	at N.Y. Giants*	P	3	0	3	0-0	1-0	4	0	0
Sep 23	vs. Oakland*	S	1	0	1	0-0	0-0	0	0	0
Sep 29	vs. Philadelphia*	P	2	0	2	0-0	0-0	0	0	0
Oct 6	at Dallas*	P	0	0	0	0-0	0-0	0	0	0
Oct 13	vs. Jacksonville*									
Oct 20	at Indianapolis				INACTIVE					
Oct 27	vs. Washington*				INACTIVE					
Nov 10	at San Diego*	P	0	0	0	0-0	0-0	0	0	0
Nov 17	vs. Kansas City*				INACTIVE					
Nov 24	at New England	P	0	0	0	0-0	0-0	0	0	0
Dec 1	at Kansas City*	P	0	0	0	0-0	0-0	0	0	0
Dec 8	vs. Tennessee*	P	0	0	0	0-0	0-0	0	0	0
Dec 12	vs. San Diego	P	0	0	0	0-0	0-0	0	0	0
Dec 22	at Houston*	P	0	0	0	0-0	0-0	0	0	0
Dec 29	at Oakland*	P	1	0	1	0-0	0-0	0	0	0
<b>Regular Season Totals</b>			<b>12/2</b>	<b>10</b>	<b>1</b>	<b>11</b>	<b>0-0</b>	<b>1-0</b>	<b>8</b>	<b>0</b>
Jan 12	vs. San Diego*†				INACTIVE					
Jan 19	vs. New England*#	P	3	1	4	0-0	0-0	2	0	0
Feb 2	vs. Seattle\$	P	1	0	1	0-0	0-0	0	0	0
<b>Postseason Totals</b>			<b>2/0</b>	<b>4</b>	<b>1</b>	<b>5</b>	<b>0-0</b>	<b>0-0</b>	<b>2</b>	<b>0</b>

†AFC Divisional Playoff Game; #AFC Championship Game; \$Super Bowl XLVIII



## JAMAR CHANEY

51

LINEBACKER

6-0 • 242 • 5TH YR. • MISSISSIPPI STATE

**BORN:** Oct. 11, 1986, in Fort Pierce, Fla.

**HIGH SCHOOL:** West Centennial High School, St. Lucie, Fla.

**ACQUIRED:** Free Agent, 2014

**NFL YEAR:** 5th • **YEAR WITH BRONCOS:** 1st

**NFL GAMES PLAYED/STARTED:** 45/23 • **POSTSEASON GP/GS:** 1/1



### CHANEY AT A GLANCE:

- A fifth-year player in his first season with the Broncos who appeared in 45 regular-season games (23 starts) and played all three linebacker positions with Philadelphia (2010-12) and Atlanta (2013).
- Owns 161 career tackles (124 solo), one sack (9 yds.), three interceptions (25 yds.), 12 passes defended and one forced fumble in the regular season in addition to posting 24 career special-teams stops.
- Started all 16 games for the Eagles in 2011 and led the team with 104 tackles (84 solo) while tying for second on the club with three interceptions and 10 passes defended.
- Tallied a career-best 16 tackles (12 solo) along with a forced fumble in his first career start at N.Y. Giants (12/19/10).
- Opened his first career postseason contest in the Eagles' NFC Wild Card Playoff Game vs. Green Bay (1/9/11) and recorded a team-high 11 tackles (9 solo) with one forced fumble.
- Started 39-of-49 career games at Mississippi State University and totaled 288 tackles, 4.5 sacks, three forced fumbles and two interceptions as a two-time second-team All-Southeastern Conference selection for the Bulldogs.
- Joined the Broncos as a free agent on Jan. 22, 2014.
- Selected by Philadelphia in the seventh round (220th overall) of the 2010 NFL Draft.

**CAREER TRANSACTIONS:** Signed by Philadelphia as a draft choice 6/4/10; Waived by Philadelphia 8/26/13; Signed by Atlanta 9/17/13; Waived by Atlanta 10/22/13; Signed by Denver 1/22/14.



**2013:** Chaney played one game for Atlanta after being waived by Philadelphia at the end of the preseason... Inactive for two games and didn't play in another before being waived by the Falcons on Oct. 22.

**2012:** Chaney appeared in 14 games (5 starts) for Philadelphia and totaled 21 tackles (14 solo) and one pass defended in addition to tying for fourth on the club with 10 special-teams stops.

**2011:** Chaney started all 16 games for the Eagles and led the team with 104 tackles (84 solo) while tying for second on the team with three interceptions and 10 passes defended... Added one sack (9 yds.) and three special-teams tackles... Posted his first career interception at Buf. (10/9) and recorded his first NFL sack vs. Ari. (11/13).

**2010:** Selected by Philadelphia in the seventh round (220th overall) of the 2010 NFL Draft, Chaney saw action

in 14 regular-season games (2 starts) as a rookie and totaled 36 tackles (26 solo), one pass defended and one forced fumble to go along with 11 special-teams stops... Made his first career start at NYG (12/19) and recorded a personal-best 16 tackles (12 solo) to go along with a forced fumble... Started the Eagles' NFC Wild Card Playoff Game vs. G.B. (1/9) and led the team with 11 tackles and one forced fumble.

**COLLEGE:** Chaney played 49 career games (39 starts) at Mississippi State University and collected 288 tackles, 4.5 sacks, three forced fumbles and two interceptions while earning second-team All-Southeastern Conference recognition following his final two seasons playing for the Bulldogs... Earned medical redshirt in 2008 due to a leg injury.

**PERSONAL:** Chaney attended West Centennial High School in St. Lucie, Fla. where he set a school record with 31 career sacks... Earned third-team Class AAA all-state honors following his senior year while also seeing time at tight end... Jamar Antwon Chaney was born on Oct. 1986, in Fort Pierce, Fla.

### CHANEY'S REGULAR SEASON RECORD

Year	Club	G	S	UT	A	TT	S-Yds.	I-Yds.	PD	FF	FR	TD-Int.	TD-FR	S	Pts.
2010	Philadelphia	14	2	26	10	36	0-0	0-0	1	1	0	0	0	0	0
2011	Philadelphia	16	16	84	20	104	1-9	3-25	10	0	0	0	0	0	0
2012	Philadelphia	14	5	14	7	21	0-0	0-0	1	0	0	0	0	0	0
2013	Atlanta	1	0	0	0	0	0-0	0-0	0	0	0	0	0	0	0
<b>CAREER TOTALS</b>		<b>45</b>	<b>23</b>	<b>124</b>	<b>37</b>	<b>161</b>	<b>1-9</b>	<b>3-25</b>	<b>12</b>	<b>1</b>	<b>0</b>	<b>0</b>	<b>0</b>	<b>0</b>	<b>0</b>

**ADDITIONAL STATISTICS:** Special teams tackles — 2010 (11), 2011 (3), 2012 (10), TOTAL (24).

### CHANEY'S POSTSEASON RECORD

Year	Club	G	S	UT	A	TT	S-Yds.	I-Yds.	PD	FF	FR	TD-Int.	TD-FR	S	Pts.
2010	Philadelphia	1	1	9	2	11	0-0	0-0	0	1	0	0	0	0	0
<b>CAREER TOTALS</b>		<b>1</b>	<b>1</b>	<b>9</b>	<b>2</b>	<b>11</b>	<b>0-0</b>	<b>0-0</b>	<b>0</b>	<b>1</b>	<b>0</b>	<b>0</b>	<b>0</b>	<b>0</b>	<b>0</b>

### CHANEY'S SINGLE-GAME HIGHS

(Postseason in parentheses)

**Tackles** — 16 at N.Y. Giants, 12/19/10 (11 vs. Green Bay, 1/9/11). **Sacks** — 1 vs. Arizona, 11/13/11 (none). **Sack yards** — 9 vs. Arizona, 11/13/11 (none). **Interceptions** — 1, three times, last vs. N.Y. Jets, 12/18/11 (none). **Interception return yards** — 14 at N.Y. Giants, 11/20/11 (none). **Passes Defended** — 2, three times, last at N.Y. Giants, 11/20/11 (none).

### JAMAR CHANEY'S CAREER GAME-BY-GAME

(Victories asterisked)

2010 PHILADELPHIA (10-6)			TACKLES							
Date	Opponent	P/S	UT	A	TT	S-Yds.	I-Yds.	PD	FF	FR
Sep 12	vs. Green Bay				INACTIVE					
Sep 19	at Detroit*	P	0	0	0	0-0	0-0	0	0	0
Sep 26	at Jacksonville*	P	2	0	2	0-0	0-0	0	0	0
Oct 3	vs. Washington	P	0	0	0	0-0	0-0	0	0	0
Oct 10	at San Francisco*	P	0	0	0	0-0	0-0	0	0	0
Oct 17	vs. Atlanta*	P	0	0	0	0-0	0-0	0	0	0
Oct 24	at Tennessee	P	0	0	0	0-0	0-0	0	0	0
Nov 7	vs. Indianapolis*	P	0	0	0	0-0	0-0	0	0	0
Nov 15	at Washington*	P	0	2	2	0-0	0-0	0	0	0
Nov 21	vs. N.Y. Giants*	P	0	0	0	0-0	0-0	0	0	0
Nov 28	at Chicago	P	0	0	0	0-0	0-0	0	0	0
Dec 2	vs. Houston*	P	0	0	0	0-0	0-0	0	0	0
Dec 12	at Dallas*	P	5	3	8	0-0	0-0	0	0	0
Dec 19	at N.Y. Giants*	S	12	4	16	0-0	0-0	0	1	0
Dec 28	vs. Minnesota	S	7	1	8	0-0	0-0	1	0	0
Jan 2	vs. Dallas				DID NOT PLAY					
Regular Season Totals		14/2	26	10	36	0-0	0-0	1	1	0
Jan 9	vs. Green Bay	S	9	2	11	0-0	0-0	0	1	0
Postseason Totals		1/1	9	2	11	0-0	0-0	0	1	0
*NFC Wild Card Game										
2011 PHILADELPHIA (8-8)			TACKLES							
Date	Opponent	P/S	UT	A	TT	S-Yds.	I-Yds.	PD	FF	FR
Sep 11	at St. Louis*	S	6	1	7	0-0	0-0	2	0	0
Sep 18	at Atlanta	S	7	2	9	0-0	0-0	0	0	0
Sep 25	vs. N.Y. Giants	S	3	3	6	0-0	0-0	0	0	0
Oct 2	vs. San Francisco	S	7	3	10	0-0	0-0	0	0	0
Oct 9	at Buffalo	S	6	2	8	0-0	1-10	1	0	0
Oct 16	at Washington*	S	4	2	6	0-0	0-0	1	0	0
Oct 30	vs. Dallas*	S	7	0	7	0-0	0-0	2	0	0
Nov 7	vs. Chicago	S	8	2	10	0-0	0-0	0	0	0
Nov 13	vs. Arizona	S	7	1	8	1-9	0-0	1	0	0
Nov 20	at N.Y. Giants*	S	5	0	5	0-0	1-14	2	0	0
Nov 27	vs. New England	S	3	1	4	0-0	0-0	1	0	0
Dec 1	at Seattle	S	9	1	10	0-0	0-0	0	0	0
Dec 11	at Miami*	S	4	0	4	0-0	0-0	0	0	0
Dec 18	vs. N.Y. Jets*	S	4	1	5	0-0	1-1	1	0	0
Dec 24	at Dallas*	S	3	1	4	0-0	0-0	0	0	0
Jan 1	vs. Washington*	S	1	0	1	0-0	0-0	0	0	0
Regular Season Totals		16/16	84	20	104	1-9	3-25	10	0	0

**2012 PHILADELPHIA (4-12)**

**TACKLES**

Date	Opponent	P/S	UT	A	TT	S-Yds.	I-Yds.	PD	FF	FR
Sep 9	at Cleveland*	P	0	0	0	0-0	0-0	0	0	0
Sep 16	vs. Baltimore*	P	0	0	0	0-0	0-0	0	0	0
Sep 23	at Arizona	P	0	0	0	0-0	0-0	0	0	0
Sep 30	vs. N.Y. Giants*	S	2	2	4	0-0	0-0	0	0	0
Oct 7	at Pittsburgh	S	0	0	0	0-0	0-0	0	0	0
Oct 14	vs. Detroit									
Oct 28	vs. Atlanta									
Nov 5	at New Orleans	P	0	0	0	0-0	0-0	0	0	0
Nov 11	vs. Dallas	P	0	0	0	0-0	0-0	0	0	0
Nov 18	at Washington	P	0	0	0	0-0	0-0	0	0	0
Nov 26	vs. Carolina	P	0	0	0	0-0	0-0	0	0	0
Dec 2	at Dallas	P	0	0	0	0-0	0-0	0	0	0
Dec 9	at Tampa Bay*	P	3	1	4	0-0	0-0	1	0	0
Dec 13	vs. Cincinnati	S	6	2	8	0-0	0-0	0	0	0
Dec 23	vs. Washington	S	2	2	4	0-0	0-0	0	0	0
Dec 30	at N.Y. Giants	S	1	0	1	0-0	0-0	0	0	0
<b>Regular Season Totals</b>			<b>14/5</b>	<b>14</b>	<b>7</b>	<b>21</b>	<b>0-0</b>	<b>0-0</b>	<b>1</b>	<b>0</b>

**2013 ATLANTA (4-12)**

**TACKLES**

Date	Opponent	P/S	UT	A	TT	S-Yds.	I-Yds.	PD	FF	FR
Sep 8	at New Orleans									
Sep 15	vs. St. Louis*									
Sep 22	at Miami									
Sep 29	vs. New England									
Oct 7	vs. N.Y. Jets	P	0	0	0	0-0	0-0	0	0	0
Oct 20	vs. Tampa Bay*									
DID NOT PLAY WAIVED BY ATLANTA ON OCT. 22										
<b>Regular Season Totals</b>			<b>1/0</b>	<b>0</b>	<b>0</b>	<b>0</b>	<b>0-0</b>	<b>0-0</b>	<b>0</b>	<b>0</b>



**RYAN CLADY**

**78**

**OFFENSIVE TACKLE**

**6-6 • 315 • 7TH YR. • BOISE STATE**

**BORN:** Sept. 6, 1986, in Long Beach, Calif.

**HIGH SCHOOL:** Eisenhower High School, Rialto, Calif.

**ACQUIRED:** Draft #1 (12th overall), 2008

**NFL YEAR:** 7th • **YEAR WITH BRONCOS:** 7th

**NFL GAMES PLAYED/STARTED:** 82/82 • **POSTSEASON GP/GS:** 3/3



**CLADY AT A GLANCE:**

• A seventh-year offensive tackle who opened all 82 regular-season games and three playoff contests he appeared in during his first six NFL seasons with Denver.

• Before being placed on injured reserve two games into the 2013 season, Clady was just the fourth offensive lineman in NFL history to start every game (80) and make at least three Pro Bowls (3) during his first five seasons.

• Joined cornerback Brandon Carr and quarterback Joe Flacco as the only players from the 2008 draft class to start every possible game from 2008-12.

• Earned his third Pro Bowl selection in 2012 and was named first-team All-Pro by the Associated Press and PFW/PFWA after allowing the fewest sacks in the NFL (1.0) among 16-game starting tackles.

• Selected to the 2012 USA Football All-Fundamentals Team for exhibiting exemplary football techniques for youth players to emulate.

• Named to his second career Pro Bowl in 2011 after helping Denver lead the NFL with a team-record 164.5 yards per game on the ground.

• Elected as Denver's recipient of the Ed Block Courage Award in 2010 after recovering from an offseason knee injury to start all 16 games.

• Named a first-team All-Pro by the Associated Press in 2009, making him only the fifth tackle since the 1970 NFL merger to earn that distinction by his second professional season.

• Became just the 11th tackle in NFL history to receive Pro Bowl honors by his second season in 2009 when he was voted a starter for the league's all-star contest.

• Did not allow a full sack in his first 20 starts according to Stats Inc., marking the longest such streak by a tackle to begin his career since at least 1994.

**78's TROPHY CASE**

**Pro Bowls (3)** ..... 2009, '11-12

**All-Pro (First Team)** ..... 2009, '12

**All-Pro (Second Team)** ..... 2008



- Earned second-team All-Pro honors (Associated Press) while finishing third in NFL Offensive Rookie of the Year voting in 2008 after helping Denver tie for first in the NFL in fewest sacks allowed (12) and rank second in the league in yards per game (395.8).
- Became the first offensive lineman to be named Diet Pepsi NFL Rookie of the Week in the five-year history of the award for his play vs. Kansas City (12/7/08).
- Started 37 of his 39 career games played at Boise State University, where he earned first-team All-Western Athletic Conference honors during his final two seasons and was part of its undefeated team (13-0) in 2006.
- Selected by the Broncos in the first round (12th overall) of the 2008 NFL Draft.

**CAREER TRANSACTIONS:** Signed by Denver as a draft choice 7/25/08; Placed on injured reserve by Denver 9/18/13.



**2013:** Clady injured his foot in Denver's Week 2 win at NYG (9/15) and was placed on injured reserve on Sept. 18.

**2012:** Clady opened all 16 games for the fifth consecutive season and allowed the fewest sacks in the NFL (1.0) among starting tackles to earn his third career Pro Bowl selection... Named a first-team All-Pro by the Associated Press and PFW/PFWA... Recognized as the offensive lineman of the week by Peter King of *Sports Illustrated* after playing on a unit that earned the Madden Most Valuable Protectors Award for allowing zero sacks, one quarter-back hit and helping the team rush for 225 yards vs. N.O. (10/28).

**2011:** Clady opened all 16 regular-season games for the fourth consecutive season to begin his career and earned his second Pro Bowl selection... Opened both of Denver's postseason contests... Helped the Broncos lead the NFL in rushing, setting a franchise record with 164.5 yards per game on the ground.

**2010:** Clady recovered from an offseason knee injury to start all 16 games for Denver and run his consecutive games started streak to 48 contests to begin his career... Named the Broncos' recipient of the Ed Block Courage Award for his heart and determination in rehabbing from his patella tendon injury.

**2009:** Clady earned the first Pro Bowl selection (starter) of his NFL career and was a consensus All-Pro, starting all 16 games at left tackle for the Broncos and not missing a snap for the second consecutive year... Became only the fifth tackle since the 1970 NFL merger to be named a first-team Associated Press All-Pro by his second professional season... Became just the 11th tackle in NFL history to earn Pro Bowl honors by his second professional season... Joined Gary Zimmerman (1995-97) and Tony Jones (1998) as one of three tackles in Denver history to receive Pro Bowl honors... Also picked up All-Pro recognition from *Pro Football Weekly*/PFWA, *The Sporting News* and ESPN.com... Named to the inaugural USA Football/NFLPA All-Fundamentals Team... Did not give up a full sack in Denver's first four games, extending his streak without giving up a full sack to his first 20 career starts to mark the longest such streak by a tackle to begin his career since at least 1994 (Stats Inc.)... Penalized only once for holding on the year.

**2008:** Selected by the Broncos in the first round (12th overall) of the 2008 NFL Draft, Clady started all 16 games and played every offensive snap for Denver at left tackle as a rookie... Named a second-team All-Pro by the Associated Press... Finished third in the Associated Press' NFL Offensive Rookie of the Year voting and received all-rookie honors from *Pro Football Weekly*/PFWA and *The Sporting News*... Also named All-AFC by *Pro Football Weekly*/PFWA and All-Joe by *USA Today*... Became the first offensive lineman to be named Diet Pepsi NFL Rookie of the Week in the five-year history of the award for his play vs. K.C. (12/7)... Credited with allowing the fewest sacks (0.5) among all 16-game starting tackles in the NFL according to Stats Inc.... Called for just three penalties (2 false start, 1 holding) on the year... One of three rookies in the NFL to start every game at left tackle, joining Jake Long (Miami) and Duane Brown (Houston)... Helped Denver tie for first in the league in sacks allowed with a franchise record-low 12 and rank second in the league in total offense (395.8 ypg)... Blocked for a Denver offense that ranked third in the NFL in yards per rush (4.8) despite placing a league-high seven running backs on injured reserve.

**COLLEGE:** Clady played 39 career games (37 starts) in three seasons at Boise State University, where he earned first-team All-Western Athletic Conference honors during his final two years at left tackle... Received first-team All-America honors from the American Football Coaches Association and *The Sporting News* while earning second-team recognition from the Walter Camp Football Foundation as a junior... Helped Boise State become the only undefeated major college football team in the country (13-0) en route to a final ranking of No. 5 (Associated Press) after its Fiesta Bowl win against Oklahoma in 2006... Started at right tackle as a redshirt freshman after competing along the defensive line on Boise State's scout team as a true freshman.

**PERSONAL:** Clady received first-team All-Citrus Belt League honors as well as first-team all-county and All-CIF recognition as a defensive lineman at Eisenhower High School in Rialto, Calif.... Registered 60 tackles, five sacks and one fumble recovery as a senior... Brother, Chris, lettered as a defensive lineman at Colorado State University-Pueblo in 2009... Majored in communications at Boise State... Is the son of Ross Clady... Ryan Clady was born on Sept. 6, 1986, in Long Beach, Calif.

## CLADY'S FIRST HALF-DECADE IN THE NFL

### OFFENSIVE LINEMEN TO START EVERY GAME AND MAKE 3+ PRO BOWLS DURING FIRST FIVE NFL SEASONS

Player	Pos.	Years	Pro Bowls
Ryan Clady, Den.	T	2008-12	3
Joe Thomas, Cle.	T	2007-11	5
Nick Mangold, NYJ	C	2006-10	3
Joe DeLamielleure, Buf.	G	1973-77	3



## CLADY TURNS IN DOMINANT 2012 CAMPAIGN

**FEWEST SACKS ALLOWED, 16-GAME STARTING TACKLES, NFL, 2012 (Stats Inc.)**

Player	Pos.	GS	No.
1. Ryan Clady, Den.	LT	16	1.0
2. Max Starks, Pitt.	LT	16	3.0
3. Orlando Franklin, Den.	RT	16	3.5
Sam Baker, Atl.	LT	16	3.5
Nate Solder, N.E.	LT	16	3.5

**CLADY'S REGULAR SEASON RECORD**

Year	Club	G	S
2008	Denver	16	16
2009	Denver	16	16
2010	Denver	16	16
2011	Denver	16	16
2012	Denver	16	16
2013	Denver	2	2
<b>CAREER TOTALS</b>		<b>82</b>	<b>82</b>

**ADDITIONAL STATISTICS:** Miscellaneous tackles — 2008 (1), 2010 (1), 2011 (1), TOTAL (3).

**CLADY'S POSTSEASON RECORD**

Year	Club	G	S
2011	Denver	2	2
2012	Denver	1	1
<b>CAREER TOTALS</b>		<b>3</b>	<b>3</b>

**CHRIS CLARK****75****OFFENSIVE TACKLE**

**6-5 • 305 • 6TH YR. • SOUTHERN MISSISSIPPI**

**BORN:** Oct. 1, 1985, in New Orleans

**HIGH SCHOOL:** McDonogh 35 High School, New Orleans

**ACQUIRED:** Waivers (Minnesota), 2010

**NFL YEAR:** 6th • **YEAR WITH BRONCOS:** 5th

**NFL GAMES PLAYED/STARTED:** 56/20 • **POSTSEASON GP/GS:** 6/3

**CLARK AT A GLANCE:**

- A sixth-year offensive tackle who appeared in 56 games (20 starts) with Denver during the last four seasons (2010-13) after two years competing on Minnesota's practice squad.
- Started 14 regular-season games and three playoff contests at left tackle in place of injured All-Pro Ryan Clady in 2013 as part of an offensive line that allowed the fewest sacks (20) in the NFL.
- Saw action in 43 combined regular season and playoff games for the Broncos from 2010-12 and made six starts at tight end while playing in the team's jumbo packages on offense.
- Spent the 2008 and '09 seasons on the Vikings' practice squad after competing in Tampa Bay's training camp as a rookie in '08.
- Started every game at left tackle during his final three seasons at the University of Southern Mississippi, earning All-Conference USA recognition following his senior year.
- Played in the New Orleans High School All-Star Game and was named an All-District offensive guard as a senior at McDonogh 35 High School in New Orleans.
- Assigned to the Broncos via waivers from Minnesota on Sept. 5, 2010.
- Entered the NFL with Tampa Bay as a college free agent on May 2, 2008.

**CAREER TRANSACTIONS:** Signed by Tampa Bay as a college free agent 5/2/08; Waived by Tampa Bay 8/30/08; Signed by Minnesota (practice squad) 9/10/08; Signed by Minnesota to a future contract 1/7/09; Waived by Minnesota 9/5/09; Signed by Minnesota (practice squad) 9/7/09; Signed by Minnesota to a future contract 1/25/10; Waived by Minnesota 9/4/10; Claimed off waivers by Denver 9/5/10.



**2013:** Clark appeared in all 16 regular-season games for the third consecutive season and set a career high with 14 starts at left tackle in place of injured All-Pro Ryan Clady... Started all three postseason contests... Was part of an offensive line unit that allowed the fewest sacks (20) in the NFL, as well as the most games allowing zero sacks (6)... Opened his first career game at left tackle in Denver's Week 3 win vs. Oak. (9/23)... Part of an

offensive line group that was named a collective Offensive Player of the Week by *Sports Illustrated's* Peter King for its performance in which it allowed zero sacks and zero quarterback hits against the NFL's top-ranked sack defense vs. K.C. (11/17).

**2012:** Clark appeared in all 16 regular-season games for the second consecutive season, seeing action in 63 snaps on offense and 88 plays on special teams.

**2011:** Clark played all 16 regular-season games (6 starts) and both playoff contests for Denver, seeing time on special teams and as an extra blocking tight end on offense.

**2010:** Clark played in Denver's final eight games (0 starts) after being assigned to the Broncos off waivers from Minnesota on Sept. 5... Played primarily on special teams and on Denver's goal-line and short-yardage packages... Made his NFL debut vs. K.C. (11/14), lining up as an eligible tackle on quarterback Tim Tebow's 1-yard touchdown run in the second quarter.

**2009:** Clark spent the 2009 season on Minnesota's practice squad.

**2008:** Clark, who entered the NFL as a college free agent with Tampa Bay on May 2, competed with the Buccaneers during training camp before being waived and spending his rookie season on Minnesota's practice squad.

**COLLEGE:** Clark played 48 games (39 starts) at the University of Southern Mississippi, opening every contest during his final three seasons at left tackle (30 starts) and left guard (9 starts)... Earned All-Conference USA honors following his junior and senior seasons as the Golden Eagles posted more than 2,000 rushing yards in both campaigns... Named to the Conference USA All-Freshman Team in 2004.

**PERSONAL:** Clark received all-district distinction at offensive guard and played in the 2002 New Orleans High School All-Star Game following his senior season at McDonogh 35 High School in New Orleans... Won district and regional titles in shot put and discus as a prep senior... Chris Clark was born on Oct. 1, 1985, in New Orleans.

### CLARK'S REGULAR SEASON RECORD

Year	Club	G	S
2008	Minnesota	PRACTICE SQUAD	
2009	Minnesota	PRACTICE SQUAD	
2010	Denver	8	0
2011	Denver	16	6
2012	Denver	16	0
2013	Denver	16	14
<b>CAREER TOTALS</b>		<b>56</b>	<b>20</b>

**ADDITIONAL STATISTICS:** Miscellaneous tackles — 2011 (1), TOTAL (1).

### CLARK'S POSTSEASON RECORD

Year	Club	G	S
2011	Denver	2	0
2012	Denver	1	0
2013	Denver	3	3
<b>CAREER TOTALS</b>		<b>6</b>	<b>3</b>

**ADDITIONAL STATISTICS:** Miscellaneous tackles — 2013 (1), TOTAL (1).



## BRITTON COLQUITT

4

PUNTER

6-3 • 205 • 6TH YR. • TENNESSEE

**BORN:** March 20, 1985, in Knoxville, Tenn.

**HIGH SCHOOL:** Bearden High School, Knoxville, Tenn.

**ACQUIRED:** Free Agent, 2009

**NFL YEAR:** 6th • **YEAR WITH BRONCOS:** 6th

**NFL GAMES PLAYED/STARTED:** 64/0 • **POSTSEASON GP/GS:** 6/0



### COLQUITT AT A GLANCE:

- A sixth-year punter who is the franchise career leader in gross (45.8) and net (39.3) punting average (min. 100 punts).
- Broke his own franchise record with a 42.1 net punting average in 2012 that ranked third in the NFL, while ranking second in the league holding opponents to a 6.0-yard return average.
- Established Broncos single-season records in both gross (47.4) and net (40.2) punting average in 2011.
- Became just the third player in NFL history to post a 50-yard gross average and a 43-yard net average during a single month (min. 20 att.) when he averaged 50.3 gross yards and 43.5 net yards per punt in October 2011.
- Tied for the NFL lead with six games grossing 50 or more yards in 2010, while posting the 10th-highest gross punting average (44.6) in team annals.

- Punted five times for 281 yards at Arizona (12/12/10) to mark the highest single-game average (56.2) for a road game in franchise history.
- Completed brief stints on the Broncos' active roster and Miami's practice squad as a rookie in 2009.
- Joined by Kansas City's Dustin Colquitt as the first pair of brothers to punt in the NFL at the same time since 1941 (George and Wes McAfee).
- Averaged 42.6 yards on 209 career punts at the University of Tennessee, where he was a two-time All-Southeastern Conference selection and also handled kickoff duties.
- Entered the NFL with Denver as a college free agent on April 27, 2009.

**CAREER TRANSACTIONS:** Signed by Denver as a college free agent 4/27/09; Waived by Denver 9/1/09; Signed by Miami (practice squad) 12/22/09; Signed by Denver (active roster) 12/30/09.



**2013:** Colquitt played all 16 regular-season games and punted 65 times for 2,893 yards (44.5 gross / 38.8 net)... Recorded just three touchbacks to represent a personal best and tie for the sixth-fewest in the NFL... Punted in all three postseason games for the Broncos... Tied a career high by placing five punts inside the 20-yard line vs. Bal. (9/5)... Punted three times and placed two punts inside the 20, while only allowing one return for zero yards at K.C. (12/1)... Held for Matt Prater's NFL-record 64-yard field goal vs. Ten. (12/8).

**2012:** Colquitt played all 16 games and ranked third in the NFL with a 42.1 net average to break his own team record from the previous season... Punted 67 times for 3,099 yards (46.3 avg.) with 27 placed inside the 20 and just four touchbacks... Allowed just 6.0 yards per return to rank second in the NFL... Launched a career-long 67-yard punt at Atl. (9/17)... Set postseason career highs with a 48.8 gross average and 44.4 net average with three of his five punts downed inside the 20 in Denver's AFC Divisional Playoff Game vs. Bal. (1/12).

**2011:** Colquitt set franchise single-season records for gross (47.4) and net (40.2) average after punting 101 times for 4,783 yards with 33 kicks placed inside the 20-yard line... Averaged 51.5 yards on 36 punts from Denver's own 25-yard line and in... Kicked in both of Denver's postseason games, punting 11 times for 436 yards (39.6 gross / 37.1 net) with two punts inside the 20... Posted the second-highest single-game net punting average (51.0) on six punts vs. Cin. (9/18)... Averaged 50.3 gross yards and 43.5 net yards per punt in October to become just the third player in NFL history to post a 50-yard gross average and a 43-yard net average during a single month... Placed a career-high five punts inside the 20-yard line in Denver's season finale vs. K.C. (1/1).

**2010:** Colquitt played all 16 games and ranked fifth in the AFC and 11th in the NFL with a 44.6-yard gross average... Punted 86 times for 3,838 yards (44.6 gross / 36.6 net) with 19 punts placed inside the 20-yard line... Tied for the NFL lead with six games recording a gross average of 50-plus yards... Registered a 56.2 gross average at Ari. (12/12) to mark the third-highest total in franchise history (highest on the road).

**2009:** Colquitt, who entered the NFL with the Broncos as a college free agent on April 27, was waived by the club at the conclusion of training camp... Signed to Miami's practice squad on Dec. 22 before Denver signed him to its active roster on Dec. 30... Declared inactive for the Broncos' season finale vs. K.C. (1/3).

**COLLEGE:** Colquitt played 43 career games at Tennessee, punting 209 times for 8,897 yards (42.6 avg.) with 73 punts placed inside the 20-yard line while also handling kickoff duties... Only had one punt blocked at Tennessee... Earned All-Southeastern Conference honors twice... Played seven games as a senior in 2008, punting 42 times for 1,821 yards (43.4 avg.) with 13 punts placed inside the 20-yard line and a 71-yard long... Saw time in all 13 games for the Volunteers as a junior in 2007 and averaged 41.6 yards per punt (62-2,579) to earn second-team All-SEC honors... Ranked seventh in the nation and second in the SEC with a 44.9-yard punting average (46-2,066) as a sophomore in 2006 to earn consensus first-team All-SEC honors... Placed fourth in school history with his 44.9-yard punting average.

**PERSONAL:** Colquitt received all-state honors as a junior and senior at Bearden High School in Knoxville, Tenn., where he kicked and punted... Also lettered in soccer in high school, helping Bearden to a No. 1 national ranking and a state championship as a junior (25-0 record)... Father (Craig), brother (Dustin) and uncle (Jimmy) all punted for Tennessee... Craig Colquitt won two Super Bowl rings as the Steelers' punter and Jimmy Colquitt played two games for the Seahawks in 1985... Majored in mechanical engineering at Tennessee... Britton Colquitt was born on March 20, 1985, in Knoxville, Tenn.

## COLQUITT A HOUSEHOLD NFL NAME

The Colquitt family has produced four NFL punters, including Britton's brother (Dustin), father (Craig) and uncle (Jimmy). Craig Colquitt won two Super Bowl rings as the Steelers' punter and Jimmy Colquitt played two games for the Seahawks in 1985. All four Colquitts attended the University of Tennessee.

Denver's Britton Colquitt and Kansas City's Dustin Colquitt are the first brothers to punt in the NFL at the same time since 1941 (George and Wes McAfee).

### COLQUITTS WHO PLAYED IN THE NFL

Player	Team (Years)	GP	No.	Avg.	LG	In20	Net
Craig Colquitt	Pit. (1978-84); Ind. (1987)	97	431	41.3	74	112	34.8
Jimmy Colquitt	Sea. (1985)	2	12	40.1	55	3	34.3
Dustin Colquitt	K.C. (2005-Pres.)	142	744	44.9	81	285	39.3
Britton Colquitt	Den. (2009-Pres.)	64	319	45.8	67	102	39.3

## COLQUITT'S FRANCHISE PUNTING RECORDS

### HIGHEST GROSS PUNTING AVG., BRONCOS HISTORY

Player	Year	Gross Avg.
1. Britton Colquitt	2011	47.4
2. Tom Rouen	1998	46.9
3. Todd Sauerbrun	2007	46.8
4. Brett Kern	2009	46.7
5. Tom Rouen	1999	46.5

### HIGHEST NET PUNTING AVG., BRONCOS HISTORY

Player	Year	Net Avg.
1. Britton Colquitt	2012	42.1
2. Britton Colquitt	2011	40.2
3. Mike Horan	1990	38.9
4. Tom Rouen	1997	38.1
5. Todd Sauerbrun	2005	38.0

## COLQUITT'S REGULAR SEASON RECORD

Year	Club	G	S	No.	Yds.	Avg.	Net.	TB	In 20	LG	Blk.
2009	Den./Mia.	0	0	0	0	0.0	0.0	0	0	—	0
2010	Denver	16	0	86	3,835	44.6	36.6	7	19	63	0
2011	Denver	16	0	101	4,783	47.4	40.2	7	33	66	0
2012	Denver	16	0	67	3,099	46.3	42.1	4	27	67	0
2013	Denver	16	0	65	2,893	44.5	38.8	3	23	60	0
<b>CAREER TOTALS</b>		<b>64</b>	<b>0</b>	<b>319</b>	<b>14,616</b>	<b>45.8</b>	<b>39.3</b>	<b>21</b>	<b>102</b>	<b>67</b>	<b>0</b>

**ADDITIONAL STATISTICS:** Special teams tackles — 2010 (1), 2012 (1), TOTAL (2). Kickoffs — 2010 (1 for 69 yds., 69.0 avg.), TOTAL (1 for 69 yds., 69.0 avg.).

## COLQUITT'S POSTSEASON RECORD

Year	Club	G	S	No.	Yds.	Avg.	Net.	TB	In 20	LG	Blk.
2011	Denver	2	0	11	436	39.6	37.1	0	2	50	0
2012	Denver	1	0	5	244	48.8	44.4	0	3	59	0
2013	Denver	3	0	3	108	36.0	29.3	1	1	48	0
<b>CAREER TOTALS</b>		<b>6</b>	<b>0</b>	<b>19</b>	<b>788</b>	<b>41.5</b>	<b>37.8</b>	<b>1</b>	<b>6</b>	<b>59</b>	<b>0</b>

## COLQUITT'S SINGLE GAME HIGHS

(postseason in parentheses)

**Punts** — 9, four times, last vs. Kansas City, 1/1/12 (7 at New England, 1/14/12). **Gross punt average** — 56.2 at Arizona, 12/12/10 (48.8 vs. Baltimore, 1/12/13). **Net punt average** — 51.0 vs. Cincinnati, 9/18/11 (44.4 vs. Baltimore, 1/12/13). **Longest punt** — 67 at Atlanta, 9/17/12 (59 vs. Baltimore, 1/12/13). **Punts inside the 20** — 5, twice, last vs. Baltimore, 9/5/13 (3 vs. Baltimore, 1/12/13).

## BRITTON COLQUITT'S CAREER GAME-BY-GAME

(Victories asterisked)

2010 DENVER (4-12)													
PUNTING													
Date	Opponent	P/S	No.	Yds.	Avg.	Net.	TB	In 20	LG	Blk.	Opp. Ret.	Ret. Yds.	
Sep 12	at Jacksonville	P	4	172	43.0	36.5	0	1	51	0	3	26	
Sep 19	vs. Seattle*	P	4	205	51.3	30.8	0	2	63	0	3	82	
Sep 26	vs. Indianapolis	P	3	143	47.7	46.3	0	1	55	0	1	4	
Oct 3	at Tennessee*	P	5	208	41.6	35.8	1	2	51	0	1	9	
Oct 10	at Baltimore	P	7	281	40.1	35.7	0	0	53	0	3	31	
Oct 17	vs. N.Y. Jets	P	6	301	50.2	39.7	2	1	58	0	3	23	
Oct 24	vs. Oakland	P	7	364	52.0	45.3	0	0	61	0	6	47	
Oct 31	at San Francisco (London)	P	7	236	33.7	31.6	0	4	48	0	2	15	
Nov 14	vs. Kansas City*	P	2	82	41.0	23.0	1	0	46	0	1	16	
Nov 22	at San Diego	P	9	335	37.2	33.2	0	1	50	0	5	36	
Nov 28	vs. St. Louis	P	4	201	50.3	40.5	1	0	57	0	3	19	
Dec 5	at Kansas City	P	7	288	41.1	39.1	0	2	48	0	4	14	
Dec 12	at Arizona	P	5	281	56.2	41.8	0	0	60	0	5	72	
Dec 19	at Oakland	P	7	307	43.9	34.3	1	1	56	0	5	47	
Dec 26	vs. Houston*	P	4	174	43.5	35.0	1	2	52	0	2	14	
Jan 2	vs. San Diego	P	5	257	51.4	32.4	0	2	57	0	3	95	
Regular Season Totals			16/0	86	3,835	44.6	36.6	7	19	63	0	50	550

2011 DENVER (8-8)													
PUNTING													
Date	Opponent	P/S	No.	Yds.	Avg.	Net.	TB	In 20	LG	Blk.	Opp. Ret.	Ret. Yds.	
Sep 12	vs. Oakland	P	4	165	41.3	31.3	2	1	65	0	0	0	
Sep 18	vs. Cincinnati*	P	6	335	55.8	51.0	0	1	59	0	5	29	
Sep 25	at Tennessee	P	5	246	49.2	45.0	0	4	62	0	4	21	
Oct 2	at Green Bay	P	2	98	49.0	45.5	0	0	53	0	2	7	
Oct 9	vs. San Diego	P	6	322	53.7	42.8	0	1	60	0	5	65	
Oct 23	at Miami*	P	9	435	48.3	41.4	0	2	66	0	4	62	
Oct 30	vs. Detroit	P	7	353	50.4	46.1	0	1	57	0	3	30	
Nov 6	at Oakland*	P	5	238	47.6	39.0	0	0	57	0	4	43	
Nov 13	at Kansas City*	P	7	307	43.9	39.7	0	4	60	0	3	29	
Nov 17	vs. N.Y. Jets*	P	8	350	43.8	34.4	2	3	56	0	3	35	
Nov 27	at San Diego*	P	9	391	43.4	37.2	2	3	61	0	3	16	
Dec 4	at Minnesota*	P	6	307	51.2	48.8	0	3	59	0	3	14	
Dec 11	vs. Chicago*	P	8	363	45.4	40.9	0	3	53	0	2	36	
Dec 18	vs. New England	P	3	165	55.0	47.3	0	1	60	0	3	23	
Dec 24	at Buffalo	P	7	306	43.7	24.4	0	1	50	0	3	135	
Jan 1	vs. Kansas City	P	9	402	44.7	38.0	1	5	55	0	4	40	
Regular Season Totals			16/0	101	4,783	47.4	40.2	7	33	66	0	51	585
Jan 8	vs. Pittsburgh* <sup>§</sup>	P	4	164	41.0	41.0	0	1	50	0	0	0	
Jan 14	at New England <sup>†</sup>	P	7	272	38.9	34.9	0	1	44	0	2	28	
Postseason Totals			2/0	11	436	39.6	37.1	0	2	50	0	2	28

<sup>§</sup>AFC Wild Card Game; <sup>†</sup>AFC Divisional Playoff Game



2012 DENVER (13-3)										PUNTING				
Date	Opponent	P/S	No.	Yds.	Avg.	Net.	TB	In 20	LG	Blk.	Opp.	Ret.	Ret.	Yds.
Sep 9	vs. Pittsburgh*	P	2	90	45.0	33.5	0	1	46	0	2	2	23	
Sep 17	at Atlanta	P	5	251	50.2	50.6	0	3	67	0	1	1	-2	
Sep 23	vs. Houston	P	8	379	47.4	42.5	1	3	56	0	4	4	19	
Sep 30	vs. Oakland	P	0	0	0.0	0.0	0	0	—	0	0	0	0	
Oct 7	at New England	P	3	137	45.7	37.3	1	2	51	0	1	1	5	
Oct 15	at San Diego*	P	5	223	44.6	41.8	0	2	56	0	4	4	14	
Oct 28	vs. New Orleans*	P	5	232	46.4	42.6	1	3	55	0	1	1	-1	
Nov 4	at Cincinnati*	P	3	140	46.7	47.0	0	1	49	0	3	3	-1	
Nov 11	at Carolina*	P	6	288	48.0	46.3	0	3	60	0	3	3	10	
Nov 18	vs. San Diego*	P	5	252	50.4	44.4	1	1	58	0	2	2	10	
Nov 25	at Kansas City*	P	4	169	42.3	36.5	0	0	51	0	2	2	23	
Dec 2	vs. Tampa Bay*	P	5	224	44.8	41.8	0	3	55	0	1	1	15	
Dec 6	at Oakland*	P	2	89	44.5	40.5	0	2	53	0	1	1	8	
Dec 16	at Baltimore*	P	8	344	43.0	36.5	0	2	49	0	5	5	52	
Dec 23	vs. Cleveland*	P	3	147	49.0	45.3	0	0	56	0	2	2	11	
Dec 30	vs. Kansas City*	P	3	134	44.7	41.0	0	1	53	0	1	1	11	
<b>Regular Season Totals</b>		<b>16/0</b>	<b>67</b>	<b>3,099</b>	<b>46.3</b>	<b>42.1</b>	<b>4</b>	<b>27</b>	<b>67</b>	<b>0</b>	<b>33</b>	<b>33</b>	<b>197</b>	
Jan 12	vs. Baltimore†	P	5	244	48.8	44.4	0	3	59	0	3	3	22	
<b>Postseason Totals</b>		<b>1/0</b>	<b>5</b>	<b>244</b>	<b>48.8</b>	<b>44.4</b>	<b>0</b>	<b>3</b>	<b>59</b>	<b>0</b>	<b>3</b>	<b>3</b>	<b>22</b>	

†AFC Divisional Playoff Game

2013 DENVER (13-3)										PUNTING				
Date	Opponent	P/S	No.	Yds.	Avg.	Net.	TB	In 20	LG	Blk.	Opp.	Ret.	Ret.	Yds.
Sep 5	vs. Baltimore*	P	7	319	45.6	40.9	1	5	59	0	1	1	13	
Sep 15	at N.Y. Giants*	P	5	210	42.0	39.4	0	2	53	0	2	2	13	
Sep 23	vs. Oakland*	P	1	37	37.0	37.0	0	1	37	0	0	0	0	
Sep 29	vs. Philadelphia*	P	2	92	46.0	35.5	0	1	60	0	1	1	21	
Oct 6	at Dallas*	P	0	0	0.0	0.0	0	0	—	0	0	0	0	
Oct 13	vs. Jacksonville*	P	3	129	43.0	42.3	0	0	48	0	2	2	2	
Oct 20	at Indianapolis	P	7	331	47.3	42.3	0	1	53	0	3	3	35	
Oct 27	vs. Washington*	P	3	147	49.0	37.0	0	1	55	0	2	2	36	
Nov 10	at San Diego*	P	5	233	46.6	42.6	1	0	59	0	0	0	0	
Nov 17	vs. Kansas City*	P	6	275	45.8	40.3	0	1	54	0	5	5	33	
Nov 24	at New England	P	8	325	40.6	35.8	0	4	49	0	3	3	39	
Dec 1	at Kansas City*	P	3	132	44.0	44.0	0	2	53	0	1	1	0	
Dec 8	vs. Tennessee*	P	2	65	32.5	32.5	0	2	36	0	0	0	0	
Dec 12	vs. San Diego	P	4	186	46.5	43.8	0	1	51	0	2	2	11	
Dec 22	at Houston*	P	6	292	48.7	37.0	0	1	55	0	5	5	70	
Dec 29	at Oakland*	P	3	120	40.0	24.8	1	1	48	1	1	1	1	
<b>Regular Season Totals</b>		<b>16/0</b>	<b>65</b>	<b>2,893</b>	<b>44.5</b>	<b>38.8</b>	<b>3</b>	<b>23</b>	<b>60</b>	<b>1</b>	<b>28</b>	<b>28</b>	<b>274</b>	
Jan 12	vs. San Diego*†	P	0	0	0.0	0.0	0	0	—	0	0	0	0	
Jan 19	vs. New England*‡	P	1	48	48.0	28.0	1	0	48	0	0	0	0	
Feb 2	vs. Seattle§	P	2	60	30.0	30.0	0	1	48	0	0	0	0	
<b>Postseason Totals</b>		<b>3/0</b>	<b>3</b>	<b>108</b>	<b>36.0</b>	<b>29.3</b>	<b>1</b>	<b>1</b>	<b>48</b>	<b>0</b>	<b>0</b>	<b>0</b>	<b>0</b>	

†AFC Divisional Playoff Game; ‡AFC Championship Game; §Super Bowl XLVIII



## HALL DAVIS

72

### DEFENSIVE END

**6-4 • 270 • 3RD YR. • LOUISIANA-LAFAYETTE**

**BORN:** March 2, 1987, in Baton Rouge, La.

**HIGH SCHOOL:** University High School, Baton Rouge, La.

**ACQUIRED:** Free Agent, 2014

**NFL YEAR:** 3rd • **YEAR WITH BRONCOS:** 2nd

**NFL GAMES PLAYED/STARTED:** 3/0



### DAVIS AT A GLANCE:

- A third-year defensive end who appeared in three games during his NFL career with Tennessee (2010) and Cleveland (2012) in addition to competing on practice squads with Dallas, Pittsburgh and Denver in 2013.
- Played one game as a rookie for the Titans in 2010 after competing with the Rams during the preseason.
- Started for two seasons at the University of Louisiana-Lafayette and was named an honorable mention All-Sun Belt Conference selection following his senior year.
- Joined the Broncos as a practice-squad signee on Jan. 7, 2014.
- Selected by St. Louis in the fifth round (149th overall) of the 2010 NFL Draft.

**CAREER TRANSACTIONS:** Signed by St. Louis as a draft choice 6/28/10; Traded to Washington 8/30/10; Waived by Washington 8/31/10; Signed by Tennessee (practice squad) 9/5/10; Signed by Tennessee (active roster) 12/18/10; Waived by Tennessee 9/2/11; Signed by Oakland 1/6/12; Waived by Oakland 8/31/12; Signed by Cleveland (practice squad) 10/31/12; Signed by Cleveland (active roster) 12/18/12; Waived by Cleveland 8/31/13; Signed by Dallas (practice squad) 11/6/13; Waived by Dallas 11/18/13; Signed by Pittsburgh (practice squad) 12/11/13; Signed by Denver (practice squad) 1/7/14.



**2013:** Davis competed with the Browns during the preseason before being waived on Aug. 31... Spent the 2013 seasons on practice squads with Dallas, Pittsburgh and Denver.

**2012:** Davis was waived by Oakland at the conclusion of training camp and was signed to Cleveland's practice squad on Oct. 31... Elevated to the Browns' active roster on Dec. 18, and saw action as a reserve in Cleveland's final two regular-season games.

**2011:** Spent the year out of football after being waived by Tennessee at the end of the preseason.

**2010:** Selected by St. Louis in the fifth round (149th overall) of the 2010 NFL Draft, Davis was traded to Washington at the end of the preseason before catching on with Tennessee's practice squad for 10 weeks... Signed to the Titans active roster on Dec. 18... Made his NFL debut vs. Hou. (12/19).

**COLLEGE:** Davis was a four-year letterman at the University of Louisiana-Lafayette, where he recorded 6.5 sacks and 11 tackles for a loss during his final two seasons with the Ragin' Cajuns... Named an honorable mention All-Sun Belt Conference selection following his senior campaign.

**PERSONAL:** Davis was a defensive end and wide receiver at University High School in Baton Rouge, La... Totaled 100 tackles and 10 sacks on defense to go along with 20 receptions on offense while earning All-District 8-2A accolades as a senior... Hall Lucien Davis V was born on March 2, 1987, in Baton Rouge, La.

#### DAVIS' REGULAR SEASON RECORD

Year	Club	G	S	UT	A	TT	S-Yds.	I-Yds.	PD	FF	FR	TD-Int.	TD-FR	S	Pts.
2010	Tennessee	1	0	0	0	0	0-0	0-0	0	0	0	0	0	0	0
2012	Cleveland	2	0	0	0	0	0-0	0-0	0	0	0	0	0	0	0
2013	Dal./Pit./Den.	PRACTICE SQUAD													
<b>CAREER TOTALS</b>		<b>3</b>	<b>0</b>	<b>0</b>	<b>0</b>	<b>0</b>	<b>0-0</b>	<b>0-0</b>	<b>0</b>	<b>0</b>	<b>0</b>	<b>0</b>	<b>0</b>	<b>0</b>	<b>0</b>



## JOEL DREESSEN

81

TIGHT END

6-4 • 245 • 9TH YR. • COLORADO STATE

BORN: July 26, 1982, in Ida Grove, Iowa

HIGH SCHOOL: Fort Morgan (Colo.) High School

ACQUIRED: Unrestricted Free Agent (Houston), 2012

NFL YEAR: 9th • YEAR WITH BRONCOS: 3rd

NFL GAMES PLAYED/STARTED: 120/49 • POSTSEASON GP/GS: 3/1



#### DREESSEN AT A GLANCE:

- A ninth-year tight end who appeared in 106-of-112 possible regular-season games during the last seven seasons and has career totals of 158 receptions for 1,767 yards (11.2 avg.) with 19 touchdowns with the N.Y. Jets (2005), Houston (2007-11) and Denver (2012-13).
- Played in at least 13 games during each of his eight NFL seasons, including all 16 regular-season contests on five occasions.
- Made a career-best 15 starts in his first campaign with the Broncos in 2012, totaling a career-high 41 catches for 356 yards (8.7 avg.) with five touchdowns.
- Owns 31 career special-teams tackles and has experience as a long snapper.
- Started all 45 games played at Colorado State University, where he totaled 123 receptions for 1,295 yards (10.5 avg.) with 10 touchdowns and was a two-time first-team All-Mountain West Conference selection.
- Joined the Broncos as an unrestricted free agent on March 29, 2012.
- Selected by the N.Y. Jets in the sixth round (198th overall) of the 2005 NFL Draft.

**CAREER TRANSACTIONS:** Signed by N.Y. Jets as a draft choice 7/25/05; Waived by N.Y. Jets 9/2/06; Signed by Houston to a future contract 1/2/07; Waived by Houston 9/13/07; Signed by Houston 9/25/07; Signed by Denver as an unrestricted free agent 3/29/12.



**2013:** Dreessen played 13 regular-season games and totaled seven catches for 47 yards (6.7 avg.) with one touchdown... Inactive for all three postseason contests... Made a season-high two special-teams stops at Ind. (10/20)... Caught a 1-yard touchdown pass on 4th-and-goal vs. Was. (10/27).

**2012:** Dreessen participated in all 16 games (15 starts) for the fifth straight season and set a career high with 41 catches for 356 yards (8.7 avg.) and five touchdowns... Caught a touchdown pass for the third consecutive game at N.E. (10/7)... Tied a career high with six catches at S.D. (10/15)... Tied for a team-high with six catches in his first career postseason start in Denver's AFC Divisional Playoff Game vs. Bal. (1/12).

**2011:** Dreessen played all 16 regular-season games (10 starts) for the fourth consecutive year and totaled 28 receptions for 353 yards (12.6 avg.) while leading the team with a career-best six touchdowns... Added three special-teams tackles for the Texans... Caught four passes for a career-high 112 yards vs. Oak. (10/9)... Appeared in both of Houston's postseason contests but did not record any statistics.

**2010:** Dreessen saw time in all 16 games (10 starts) and recorded career highs in receptions (36) and receiving yards (518) in addition to contributing four touchdowns and three special-teams tackles... Recorded his first career 100-yard receiving game (4-106) at NYJ (11/21).

**2009:** Dreessen started a career-high 11 games and appeared in all 16 contests for Houston while registering 26 receptions for 320 yards (12.3 avg.) with one touchdown on offense... Handled long-snapping duties for the majority of the season and posted three stops on special teams... Caught a career-best six passes for 81 yards (13.5 avg.) with one touchdown vs. N.E. (1/3).

**2008:** Dreessen played all 16 games (3 starts) for the first time in his career and recorded 11 receptions for 77 yards (7.0 avg.) on offense along with eight tackles on special teams... Made his first career start in a double-tight end set vs. Mia. (10/12).

**2007:** Dreessen played 13 games (0 starts) and totaled four catches for 55 yards (13.8 avg.) with two touchdowns in addition to ranking second on the club with nine special-teams stops... Made his first career touchdown reception, a 28-yarder from Sage Rosenfels, at S.D. (10/28).

**2006:** Dreessen spent the season out of football after being waived by the N.Y. Jets at the conclusion of the preseason.

**2005:** Selected by the N.Y. Jets in the sixth round (198th overall) of the 2005 NFL Draft, Dreessen played 14 regular-season games (0 starts) as a rookie and contributed five receptions for 41 yards (8.2 avg.) and one special-teams tackle... Inactive for the Jets' first two games before seeing time in the remainder of the club's contests... Caught his first NFL pass, a 7-yarder, at Den. (11/20).

**COLLEGE:** Dreessen started all 45 games played at Colorado State University and caught 123 passes for 1,295 yards (10.5 avg.) with 10 touchdowns at tight end while also serving as the Rams' long snapper... Left the school ranked eighth on the program's all-time receptions list... Named a first-team All-Mountain West Conference selection following his sophomore and senior campaigns.

**PERSONAL:** Dreessen was an All-State and All-Colorado selection as a senior at Fort Morgan (Colo.) High School... Earned first-team All Conference honors during each of his final two prep seasons... Lettered four times each in football and track... Majored in management at Colorado State... Participated in the NFL Broadcast Boot Camp during the summer of 2012 and earned a guest co-hosting spot on SiriusXM NFL Radio with Lions wide receiver Nate Burleson... Joel Clifford Dreessen was born on July 26, 1982, in Ida Grove, Iowa.

## DREESSEN'S REGULAR SEASON RECORD

Year	Club	G	S	No.	RECEIVING				TD	TDr	SCORING				2pt	Pts.
					Yds.	Avg.	LG	TD			TDp	TDrt	2pt	Pts.		
2005	N.Y. Jets	14	0	5	41	8.2	17	0	0	0	0	0	0	0	0	0
2007	Houston	13	0	4	55	13.8	28t	2	2	0	2	0	0	0	0	12
2008	Houston	16	3	11	77	7.0	13	0	0	0	0	0	0	0	0	0
2009	Houston	16	11	26	320	12.3	25t	1	1	0	1	0	0	0	0	6
2010	Houston	16	10	36	518	14.4	43t	4	4	0	4	0	0	0	0	24
2011	Houston	16	10	28	353	12.6	56t	6	6	0	6	0	0	0	0	36
2012	Denver	16	15	41	356	8.7	30	5	5	0	5	0	0	0	0	30
2013	Denver	13	0	7	47	6.7	14	1	1	0	1	0	0	0	0	0
<b>CAREER TOTALS</b>		<b>120</b>	<b>49</b>	<b>158</b>	<b>1,767</b>	<b>11.2</b>	<b>56t</b>	<b>19</b>	<b>19</b>	<b>0</b>	<b>19</b>	<b>0</b>	<b>0</b>	<b>0</b>	<b>108</b>	
<b>BRONCOS TOTALS</b>		<b>29</b>	<b>15</b>	<b>48</b>	<b>403</b>	<b>8.4</b>	<b>30</b>	<b>6</b>	<b>6</b>	<b>0</b>	<b>6</b>	<b>0</b>	<b>0</b>	<b>0</b>	<b>0</b>	<b>36</b>

**ADDITIONAL STATISTICS:** Special teams tackles — 2005 (1), 2007 (9), 2008 (8), 2009 (3), 2010 (3), 2011 (4), 2013 (3), TOTAL (31).

## DREESSEN'S POSTSEASON RECORD

Year	Club	G	S	No.	RECEIVING				TD	TDr	SCORING				2pt	Pts.
					Yds.	Avg.	LG	TD			TDp	TDrt	2pt	Pts.		
2011	Houston	2	0	0	0	0.0	—	0	0	0	0	0	0	0	0	0
2012	Denver	1	1	6	46	7.7	11	0	0	0	0	0	0	0	0	0
<b>CAREER TOTALS</b>		<b>3</b>	<b>1</b>	<b>6</b>	<b>46</b>	<b>7.7</b>	<b>11</b>	<b>0</b>	<b>0</b>	<b>0</b>	<b>0</b>	<b>0</b>	<b>0</b>	<b>0</b>	<b>0</b>	<b>0</b>

## DREESSEN'S SINGLE GAME HIGHS

(Postseason in parentheses)

**Receptions** — 6, twice, last at San Diego, 10/15/12 (6 vs. Baltimore, 1/12/13). **Receiving yards** — 112 vs. Oakland, 10/9/11 (46 vs. Baltimore, 1/12/13). **Longest reception** — 56t vs. Oakland, 10/9/11 (11 vs. Baltimore, 1/12/13). **Receiving touchdowns** — 1, 19 times, last vs. Washington, 10/27/13 (none).

## DREESSEN'S 100-YARD RECEIVING GAMES (2)

\*denotes win (Dreesen's teams are 0-2 when he records 100 or more yards receiving in a game.)

Date	Opponent	No.	Yds.	Avg.	LG	TD
11/21/10	at N.Y. Jets	4	106	26.5	43t	1
10/9/11	vs. Oakland	5	112	22.4	56t	1

## JOEL DREESSEN'S CAREER GAME-BY-GAME

(Victories asterisked)

2005 N.Y. JETS (4-12)			RECEIVING					SCORING	
Date	Opponent	P/S	No.	Yds.	Avg.	LG	TD	2pt.	Pts.
Games 1-2			INACTIVE						
Sep 25	vs. Jacksonville	P	0	0	0.0	—	0	0	0
Oct 2	at Baltimore	P	0	0	0.0	—	0	0	0
Oct 9	vs. Tampa Bay*	P	0	0	0.0	—	0	0	0
Oct 16	at Buffalo	P	0	0	0.0	—	0	0	0
Oct 24	at Atlanta	P	0	0	0.0	—	0	0	0
Nov 6	vs. San Diego	P	0	0	0.0	—	0	0	0
Nov 13	at Carolina	P	0	0	0.0	—	0	0	0
Nov 20	at Denver	P	1	7	7.0	7	0	0	0
Nov 27	vs. New Orleans	P	0	0	0.0	—	0	0	0
Dec 4	at New England	P	1	17	17.0	17	0	0	0
Dec 11	vs. Oakland*	P	0	0	0.0	—	0	0	0
Dec 18	at Miami	P	2	11	5.5	6	0	0	0
Dec 26	vs. New England	P	0	0	0.0	—	0	0	0
Jan 1	vs. Buffalo*	P	1	6	6.0	6	0	0	0
Regular Season Totals		14/0	5	41	8.2	17	0	0	0

2007 HOUSTON (8-8)			RECEIVING					SCORING	
Date	Opponent	P/S	No.	Yds.	Avg.	LG	TD	2pt.	Pts.
Sep 9	vs. Kansas City *		INACTIVE						
Games 2-3			NOT WITH TEAM						
Sep 30	at Atlanta	P	0	0	0.0	—	0	0	0
Oct 7	vs. Miami *	P	0	0	0.0	—	0	0	0
Oct 14	at Jacksonville	P	1	8	8.0	8	0	0	0
Oct 21	vs. Tennessee	P	0	0	0.0	—	0	0	0
Oct 28	at San Diego	P	1	28	28.0	28t	1	0	6
Nov 4	at Oakland *	P	0	0	0.0	—	0	0	0
Nov 18	vs. New Orleans *	P	1	10	10.0	10t	1	0	6
Nov 25	at Cleveland	P	0	0	0.0	—	0	0	0
Dec 2	at Tennessee	P	1	9	9.0	9	0	0	0
Dec 9	vs. Tampa Bay *	P	0	0	0.0	—	0	0	0
Dec 13	vs. Denver *	P	0	0	0.0	—	0	0	0
Dec 23	at Indianapolis	P	0	0	0.0	—	0	0	0
Dec 30	vs. Jacksonville *	P	0	0	0.0	—	0	0	0
Regular Season Totals		13/0	4	55	13.8	28t	2	0	12

2008 HOUSTON (8-8)			RECEIVING					SCORING	
Date	Opponent	P/S	No.	Yds.	Avg.	LG	TD	2pt.	Pts.
Sep 7	at Pittsburgh	P	0	0	0.0	—	0	0	0
Sep 21	at Tennessee	P	0	0	0.0	—	0	0	0
Sep 28	at Jacksonville	S	0	0	0.0	—	0	0	0
Oct 5	vs. Indianapolis	P	1	11	11.0	11	0	0	0
Oct 12	vs. Miami*	S	0	0	0.0	—	0	0	0
Oct 19	vs. Detroit*	P	1	6	6.0	6	0	0	0
Oct 26	vs. Cincinnati*	P	0	0	0.0	—	0	0	0
Nov 2	at Minnesota	P	1	13	13.0	13	0	0	0
Nov 9	vs. Baltimore	P	1	9	9.0	9	0	0	0
Nov 16	at Indianapolis	S	2	11	5.5	7	0	0	0
Nov 23	at Cleveland*	P	0	0	0.0	—	0	0	0
Dec 1	vs. Jacksonville*	P	1	10	10.0	10	0	0	0
Dec 7	at Green Bay*	P	1	4	4.0	4	0	0	0
Dec 14	vs. Tennessee*	P	2	9	4.5	5	0	0	0
Dec 21	at Oakland	P	1	4	4.0	4	0	0	0
Dec 28	vs. Chicago*	P	0	0	0.0	—	0	0	0
Regular Season Totals			16/3	11	77	7.0	13	0	0

### DID YOU KNOW?

Wide receiver Rod Smith totaled at least 70 receptions for nine consecutive seasons with the Broncos from 1997-2005, a streak that tied for the second longest in NFL history.

2009 HOUSTON (9-7)			RECEIVING					SCORING	
Date	Opponent	P/S	No.	Yds.	Avg.	LG	TD	2pt.	Pts.
Sep 13	vs. N.Y. Jets	P	0	0	0.0	—	0	0	0
Sep 20	at Tennessee*	S	3	31	10.3	21	0	0	0
Sep 27	vs. Jacksonville	S	0	0	0.0	—	0	0	0
Oct 4	vs. Oakland*	P	1	17	17.0	17	0	0	0
Oct 11	at Arizona	S	1	4	4.0	4	0	0	0
Oct 18	at Cincinnati*	P	0	0	0.0	—	0	0	0
Oct 25	vs. San Francisco*	S	0	0	0.0	—	0	0	0
Nov 1	at Buffalo*	P	0	0	0.0	—	0	0	0
Nov 8	at Indianapolis	S	2	15	7.5	9	0	0	0
Nov 23	vs. Tennessee	S	1	23	23.0	23	0	0	0
Nov 29	vs. Indianapolis	S	1	14	14.0	14	0	0	0
Dec 6	at Jacksonville	S	1	8	8.0	8	0	0	0
Dec 13	vs. Seattle*	S	3	22	7.3	10	0	0	0
Dec 20	at St. Louis*	S	3	40	13.3	22	0	0	0
Dec 27	at Miami*	S	4	65	16.3	22	0	0	0
Jan 3	vs. New England*	S	6	81	13.5	25t	1	0	6
<b>Regular Season Totals</b>			<b>16/11</b>	<b>26</b>	<b>320</b>	<b>12.3</b>	<b>25t</b>	<b>1</b>	<b>0 6</b>

2010 HOUSTON (6-10)			RECEIVING					SCORING	
Date	Opponent	P/S	No.	Yds.	Avg.	LG	TD	2pt.	Pts.
Sep 12	vs. Indianapolis*	P	0	0	0.0	—	0	0	0
Sep 19	at Washington*	P	1	28	28.0	28	0	0	0
Sep 26	vs. Dallas	P	1	18	18.0	18	0	0	0
Oct 3	at Oakland*	S	5	73	14.6	29	1	0	6
Oct 10	vs. N.Y. Giants	S	0	0	0.0	—	0	0	0
Oct 17	vs. Kansas City*	S	1	5	5.0	5t	1	0	6
Nov 1	at Indianapolis	P	0	0	0.0	—	0	0	0
Nov 7	vs. San Diego	S	5	67	13.4	24	0	0	0
Nov 14	at Jacksonville	S	2	24	12.0	16	0	0	0
Nov 21	at N.Y. Jets	P	4	106	26.5	43t	1	0	6
Nov 28	vs. Tennessee*	S	3	15	5.0	9	1	0	6
Dec 2	at Philadelphia	S	5	63	12.6	20	0	0	0
Dec 13	vs. Baltimore	S	0	0	0.0	—	0	0	0
Dec 19	at Tennessee	S	4	36	9.0	14	0	0	0
Dec 26	at Denver	S	3	33	11.0	15	0	0	0
Jan 2	vs. Jacksonville*	P	2	50	25.0	41	0	0	0
<b>Regular Season Totals</b>			<b>16/10</b>	<b>36</b>	<b>518</b>	<b>14.4</b>	<b>43t</b>	<b>4</b>	<b>0 24</b>

2011 HOUSTON (10-6)			RECEIVING					SCORING	
Date	Opponent	P/S	No.	Yds.	Avg.	LG	TD	2pt.	Pts.
Sep 11	vs. Indianapolis*	P	1	21	21.0	21	0	0	0
Sep 18	at Miami*	P	1	9	9.0	9	0	0	0
Sep 25	at New Orleans	P	0	0	0.0	—	0	0	0
Oct 2	vs. Pittsburgh*	S	1	14	14.0	14	0	0	0
Oct 9	vs. Oakland	P	5	112	22.4	56t	1	0	6
Oct 16	at Baltimore	S	0	0	0.0	—	0	0	0
Oct 23	at Tennessee*	S	2	31	15.5	21	1	0	6
Oct 30	vs. Jacksonville*	S	2	19	9.5	12	1	0	6
Nov 6	vs. Cleveland*	S	2	27	13.5	22	0	0	0
Nov 13	at Tampa Bay*	S	0	0	0.0	—	0	0	0
Nov 27	at Jacksonville*	P	1	20	20.0	20t	1	0	6
Dec 4	vs. Atlanta*	S	1	3	3.0	3t	1	0	6
Dec 11	at Cincinnati*	S	3	22	7.3	10	1	0	6
Dec 18	vs. Carolina	S	2	19	9.5	11	0	0	0
Dec 22	at Indianapolis	S	4	38	9.5	16	0	0	0
Jan 1	vs. Tennessee	P	3	18	6.0	15	0	0	0
<b>Regular Season Totals</b>			<b>16/10</b>	<b>28</b>	<b>353</b>	<b>12.6</b>	<b>56t</b>	<b>6</b>	<b>0 36</b>
Jan 7	vs. Cincinnati*§	P	0	0	0.0	—	0	0	0
Jan 15	at Baltimore†	P	0	0	0.0	—	0	0	0
<b>Postseason Totals</b>			<b>2/0</b>	<b>0</b>	<b>0.0</b>	<b>—</b>	<b>0</b>	<b>0</b>	<b>0</b>

§AFC Wild Card Game; †AFC Divisional Playoff Game

2012 DENVER (13-3)			RECEIVING					SCORING	
Date	Opponent	P/S	No.	Yds.	Avg.	LG	TD	2pt.	Pts.
Sep 9	vs. Pittsburgh*	S	1	6	6.0	6	0	0	0
Sep 17	at Atlanta	S	2	16	8.0	9	0	0	0
Sep 23	vs. Houston	S	2	36	18.0	30	1	0	6
Sep 30	vs. Oakland*	S	2	17	8.5	22t	1	0	6
Oct 7	at New England	S	4	21	5.3	12	1	0	6
Oct 15	at San Diego*	S	6	57	9.5	19	0	0	0
Oct 28	vs. New Orleans*	S	0	0	0.0	—	0	0	0
Nov 4	at Cincinnati*	S	4	38	9.5	18	1	0	6
Nov 11	at Carolina*	S	2	31	15.5	22	0	0	0
Nov 18	vs. San Diego*	S	4	28	7.0	11	0	0	0
Nov 25	at Kansas City*	P	2	3	1.5	2	0	0	0
Dec 2	vs. Tampa Bay*	S	0	0	0.0	—	0	0	0
Dec 6	at Oakland*	S	5	30	6.0	13	1	0	6
Dec 16	at Baltimore*	S	2	36	18.0	28	0	0	0
Dec 23	vs. Cleveland*	S	3	22	7.3	13	0	0	0
Dec 30	vs. Kansas City*	S	2	15	7.5	12	0	0	0
<b>Regular Season Totals</b>			<b>16/15</b>	<b>41</b>	<b>356</b>	<b>8.7</b>	<b>30</b>	<b>5</b>	<b>0 30</b>
Jan 12	vs. Baltimore†	S	6	46	7.7	11	0	0	0
<b>Postseason Totals</b>			<b>1/1</b>	<b>6</b>	<b>46</b>	<b>7.7</b>	<b>11</b>	<b>0</b>	<b>0 0</b>

†AFC Divisional Playoff Game



2013 DENVER (13-3)			RECEIVING					SCORING	
Date	Opponent	P/S	No.	Yds.	Avg.	LG	TD	2pt.	Pts.
Sep 5	vs. Baltimore*				INACTIVE				
Sep 15	at N.Y. Giants*				INACTIVE				
Sep 23	vs. Oakland*				INACTIVE				
Sep 29	vs. Philadelphia*	P	0	0	0.0	—	0	0	0
Oct 6	at Dallas*	P	0	0	0.0	—	0	0	0
Oct 13	vs. Jacksonville*	P	1	4	4.0	4	0	0	0
Oct 20	at Indianapolis*	P	0	0	0.0	—	0	0	0
Oct 27	vs. Washington*	P	2	9	4.5	8	1	0	6
Nov 10	at San Diego*	P	0	0	0.0	—	0	0	0
Nov 17	vs. Kansas City*	P	0	0	0.0	—	0	0	0
Nov 24	at New England*	P	0	0	0.0	—	0	0	0
Dec 1	at Kansas City*	P	0	0	0.0	—	0	0	0
Dec 8	vs. Tennessee*	P	1	8	8.0	8	0	0	0
Dec 12	vs. San Diego	P	0	0	0.0	—	0	0	0
Dec 22	at Houston*	P	0	0	0.0	—	0	0	0
Dec 29	at Oakland*	P	3	26	8.7	14	0	0	0
<b>Regular Season Totals</b>		<b>13/0</b>	<b>7</b>	<b>47</b>	<b>6.7</b>	<b>14</b>	<b>1</b>	<b>0</b>	<b>6</b>
Jan 12	vs. San Diego*†				INACTIVE				
Jan 19	vs. New England*‡				INACTIVE				
Feb 2	vs. Seattle§				INACTIVE				
<b>Regular Season Totals</b>		<b>0/0</b>	<b>0</b>	<b>0</b>	<b>0.0</b>	<b>—</b>	<b>0</b>	<b>0</b>	<b>0</b>

†AFC Divisional Playoff Game; ‡AFC Championship Game; §Super Bowl XLVIII



## ZAC DYSSERT

### 2

#### QUARTERBACK

**6-3 • 221 • 2ND YR. • MIAMI (OHIO)**

**BORN:** Feb. 8, 1990, in Ada, Ohio

**HIGH SCHOOL:** Ada (Ohio) High School

**ACQUIRED:** Drafted #7 (234th overall), 2013

**NFL YEAR:** 2nd • **YEAR WITH BRONCOS:** 2nd

**NFL GAMES PLAYED/STARTED:** 0/0



### DYSSERT AT A GLANCE:

- A second-year player who suited up as the No. 3 quarterback during his rookie season with the Broncos in 2013.
- Accounted for a school-record 12,678 yards of total offense (12,013 passing, 665 rushing) as a four-year starter at Miami (Ohio) University, breaking Ben Roethlisberger's career mark and placing second in Mid-American Conference history.
- Finished his tenure with the Red Hawks as the team's first-ever three-time captain and completed 1,066-of-1,672 passes (63.8%) for 12,013 yards with 73 touchdowns and 51 interceptions in addition to rushing for 665 net yards and 12 scores on the ground.
- Topped the 300-yard passing mark in 19 career contests and threw at least five touchdown passes five times during his career.
- Became the first NCAA FBS player to pass for 500 yards (516) and rush for 100 yards (108) in a single game with his performance at Akron (9/29/12).
- Selected by the Broncos in the seventh round (234th overall) of the 2013 NFL Draft.

**CAREER TRANSACTIONS:** Signed by Denver as a draft choice 5/13/13.



**2013:** Selected by the Broncos in the seventh round (234th overall) of the 2013 NFL Draft, Dysert suited up for every game as the club's No. 3 quarterback during his rookie season.

**COLLEGE:** Dysert Produced a school-record 12,678 yards of total offense (12,013 passing, 665 rushing) as a four-year starter at Miami (Ohio) University, breaking Ben Roethlisberger's career mark and placing second in Mid-American Conference history... Finished his collegiate career as the Red Hawks' first-ever three-time captain and completed 1,066-of-1,672 passes (63.8%) for 12,013 yards with 73 touchdowns and 51 interceptions in addition to rushing for 665 net yards and 12 scores on the ground... Surpassed 300 passing yards in 19 games and tossed at least five touchdown passes on five occasions... Ranked second in the Mid-American Conference with 312.3 yards of total offense per game to earn third-team all-league honors as a senior in 2012... Became the first NCAA FBS player to pass for 500 yards (516) and rush for 100 yards (108) in a single game with his performance at Akron (9/29/12).

**PERSONAL:** Dysert received the Ohio Coaches Association Art Teynor Award as Ohio's All-Division Player of the Year following his senior season at Ada (Ohio) High School... Finished his prep career with 11,174 passing yards to rank second in Ohio high school football history and added 100 scores through the air... Passed for 3,714 yards and 35 touchdowns as a senior despite missing three-and-a-half games with a broken thumb (still played wide receiver and linebacker in those contests)... Dysert's father, Greg, played college basketball at Eastern Baptist... Majored in physical education at Miami... Zac Dysert was born on Feb. 8, 1990, in Ada, Ohio, the town where the Wilson football factory makes all of the NFL's footballs.

### DYSSERT'S REGULAR SEASON RECORD

Year	Club	G	S	Att.	Comp.	Pct.	PASSING					% Int.	% LG	Sack/Yds.	Rtg.
							Yds.	Yds./Att.	TD	%	Int.				
2013	Denver	0	0	0	0	0.0	0	0.0	0	0.0	0	0.0	—	0/0	0.0
<b>CAREER TOTALS</b>		<b>0</b>	<b>0</b>	<b>0</b>	<b>0</b>	<b>0.0</b>	<b>0</b>	<b>0.0</b>	<b>0</b>	<b>0.0</b>	<b>0</b>	<b>0.0</b>	<b>—</b>	<b>0/0</b>	<b>0.0</b>

Year	Club	Att.	RUSHING			LG	TD	TD	TDr	SCORING				
			Yds.	Avg.						TDp	TDrt	2pt	Pts.	
2013	Denver	0	0	0.0	—	0	0	0	0	0	0	0	0	0
<b>CAREER TOTALS</b>		<b>0</b>	<b>0</b>	<b>0.0</b>	<b>—</b>	<b>0</b>	<b>0</b>	<b>0</b>	<b>0</b>	<b>0</b>	<b>0</b>	<b>0</b>	<b>0</b>	<b>0</b>



## L.J. FORT

# 50

### LINEBACKER

**6-0 • 230 • 2ND YR. • NORTHERN IOWA**

**BORN:** Jan. 3, 1990, in Granite City, Ill.

**HIGH SCHOOL:** Waynesville (Mo.) High School

**ACQUIRED:** Free Agent, 2014

**NFL YEAR:** 2nd • **YEAR WITH BRONCOS:** 1st

**NFL GAMES PLAYED/STARTED:** 16/1



### FORT AT A GLANCE:

- A second-year linebacker who appeared in all 16 games with one start as a rookie in 2012 with Cleveland before spending the 2013 season out of football.
- Started at linebacker in his first NFL game vs. Philadelphia (9/9/12) and totaled a pair of defensive stops in addition to a sack and an interception.
- Completed his collegiate career at Northern Iowa ranked fifth on the school's all-time list with 356 tackles.
- Named the Missouri Valley Football Conference Defensive Player of the Year in 2011 after finishing as the Division I FCS leader in total tackles (184) and tackles per game (14.2).
- Joined the Broncos as a free agent on Dec. 31, 2013.
- Entered the NFL with Cleveland as a college free agent on May 9, 2012.

**CAREER TRANSACTIONS:** Signed by Cleveland as a college free agent 5/9/12; Waived by Cleveland 9/1/13; Signed by Denver to a future contract 12/31/13.



**2013:** Fort spent the season out of football after competing with the Browns during training camp and being waived on Sept. 1.

**2012:** Fort, who entered the NFL with Cleveland as a college free agent, appeared in all 16 games (1 start) during his rookie season and totaled 13 tackles (8 solo), one sack (1 yd.), one interception (10 yds.) and three passes defended... Added seven special-teams stops... Made his NFL debut starting at strongside linebacker vs. Phi. (9/9) and recorded two tackles, a sack and an interception... Became the first Browns rookie college free agent in the Super Bowl era to start a season opener for the club... Collected a career-high nine tackles at NYG (10/7).

**COLLEGE:** Fort started 34-of-50 games played at the University of Northern Iowa and finished his career ranked fifth in school history with 356 defensive stops... Finished his senior season in 2011 as the Division I FCS leader in total tackles (184) and tackles per game (14.2)... Named the Missouri Valley Football Conference Defensive Player of the Year in 2011 and was tabbed as the FCS National Defensive Player of the Year by *College Sporting News* and *College Sports Madness*.

**PERSONAL:** Fort attended Waynesville (Mo.) High School, where he was named the Missouri Class 5A Player of the Year in 2007 while helping his school to its first-ever state title... Larry Fort Jr. was born on Jan. 3, 1990, in Granite City, Ill.

## FORT'S REGULAR SEASON RECORD

Year	Club	G	S	UT	A	TT	S-Yds.	I-Yds.	PD	FF	FR	TD-Int.	TD-FR	S	Pts.
2012	Cleveland	16	1	8	5	13	1-1	1-10	3	0	0	0	0	0	0
<b>CAREER TOTALS</b>		<b>16</b>	<b>1</b>	<b>8</b>	<b>5</b>	<b>13</b>	<b>1-1</b>	<b>1-10</b>	<b>3</b>	<b>0</b>	<b>0</b>	<b>0</b>	<b>0</b>	<b>0</b>	<b>0</b>

**ADDITIONAL STATISTICS:** Special teams tackles — 2012 (7), TOTAL (7).

## FORT'S SINGLE GAME HIGHS

(Postseason in parentheses)

**Tackles** — 9 at N.Y. Giants, 10/7/12 (none). **Sacks** — 1 vs. Philadelphia, 9/9/12 (none). **Sack yards** — 1 vs. Philadelphia, 9/9/12 (none). **Interceptions** — 1 vs. Philadelphia, 9/9/12 (none). **Interception return yards** — 10 vs. Philadelphia, 9/9/12 (none). **Passes Defended** — 2 vs. Philadelphia, 9/9/12 (none).

## L.J. FORT'S CAREER GAME-BY-GAME

(Victories asterisked)

2012 CLEVELAND (5-11)		TACKLES													
Date	Opponent	P/S	UT	A	TT	S-Yds.	I-Yds.	PD	FF	FR					
Sep 9	vs. Philadelphia	S	2	0	2	1-1	1-10	2	0	0					
Sep 16	at Cincinnati	P	0	0	0	0-0	0-0	0	0	0					
Sep 23	vs. Buffalo	P	0	0	0	0-0	0-0	0	0	0					
Sep 27	at Baltimore	P	1	0	1	0-0	0-0	0	0	0					
Oct 7	at N.Y. Giants	P	5	4	9	0-0	0-0	0	0	0					
Oct 14	vs. Cincinnati*	P	0	0	0	0-0	0-0	0	0	0					
Oct 21	at Indianapolis	P	0	0	0	0-0	0-0	0	0	0					
Oct 28	vs. San Diego*	P	0	0	0	0-0	0-0	0	0	0					
Nov 4	vs. Baltimore	P	0	0	0	0-0	0-0	0	0	0					
Nov 18	at Dallas	P	0	0	0	0-0	0-0	0	0	0					
Nov 25	vs. Pittsburgh*	P	0	0	0	0-0	0-0	0	0	0					
Dec 2	at Oakland*	P	0	0	0	0-0	0-0	0	0	0					
Dec 9	vs. Kansas City*	P	0	0	0	0-0	0-0	0	0	0					
Dec 16	vs. Washington	P	0	0	0	0-0	0-0	0	0	0					
Dec 23	at Denver	P	0	0	0	0-0	0-0	0	0	0					
Dec 30	at Pittsburgh	P	1	1	0	0-0	0-0	1	0	0					
<b>Regular Season Totals</b>		<b>16/1</b>	<b>8</b>	<b>5</b>	<b>13</b>	<b>1-1</b>	<b>1-10</b>	<b>3</b>	<b>0</b>	<b>0</b>					



## ORLANDO FRANKLIN

74

### OFFENSIVE GUARD

6-7 • 320 • 4TH YR. • MIAMI

**BORN:** Dec. 16, 1987, in Kingston, Jamaica

**HIGH SCHOOL:** Atlantic High School, Delray Beach, Fla.

**ACQUIRED:** Draft #2b (46th overall), 2011

**NFL YEAR:** 4th • **YEAR WITH BRONCOS:** 4th

**NFL GAMES PLAYED/STARTED:** 47/47 • **POSTSEASON GP/GS:** 6/6



### FRANKLIN AT A GLANCE:

- A fourth-year player who started 47 regular-season games and six playoff contests at right tackle during his first three NFL seasons.
- Allowed the fewest sacks (3.5) in the NFL among 16-game starting right tackles in 2012.
- Became the first right tackle and just the sixth offensive lineman overall in team history to start every regular-season game as a rookie in 2011.
- Named to the All-Rookie Team by *Football Outsiders* after opening all 16 regular-season contests and playing in 98.2 percent of the team's offensive snaps in 2011 while helping the club lead the NFL in rushing with a franchise-record 164.5 yards per game on the ground.
- Played 51 games (39 starts) at left guard and left tackle during his career at the University of Miami, twice earning All-Atlantic Coast Conference recognition.
- Voted the Miami Sports Hall of Fame Unsung Hero and was a second-team All-ACC selection following his senior season in 2010 when he led the Hurricanes with 61 pancake blocks to go along with 16 cut blocks.
- Grew up in Toronto, Canada and played two seasons of high school football before moving to Florida to receive college recruiting attention.
- Lived in Jamaica until the age of 3 before moving to Canada.
- Selected by the Broncos in the second round (46th overall) of the 2011 NFL Draft.

**CAREER TRANSACTIONS:** Signed by Denver as a draft choice 7/27/11.

## FRANKLIN PROTECTS THE QUARTERBACK

### FEWEST SACKS ALLOWED, 16-GAME STARTING TACKLES, NFL, 2012 (Stats Inc.)

Player	Pos.	GS	No.
1. Ryan Clady, Den.	LT	16	1.0
2. Max Starks, Pit.	LT	16	3.0
3. <b>Orlando Franklin, Den.</b>	<b>RT</b>	<b>16</b>	<b>3.5</b>
Sam Baker, Atl.	LT	16	3.5
Nate Solder, N.E.	LT	16	3.5



**2013:** Franklin started 15 regular-season games and three playoff contests at right tackle for the Broncos in 2013... Was part of an offensive line unit that allowed the fewest sacks (20) in the NFL as well as the most games allowing zero sacks (6)... Part of an offensive line group that was named a collective Offensive Player of the Week by *Sports Illustrated's* Peter King for its performance in which it allowed zero sacks and zero quarterback hits against the NFL's top-ranked sack defense vs. K.C. (11/17)... Helped a unit that did not allow a sack or a quarterback hit in Denver's AFC Championship Game vs. N.E. (1/19).

**2012:** Franklin started all 16 regular-season games for the second consecutive season to start his career and tied for third among 16-game-starting tackles with just 3.5 sacks allowed (first among right tackles)... Blocked for an offensive line that gave up the second-fewest sacks (21) in the NFL.

**2011:** Selected by the Broncos in the second round (46th overall) of the 2011 NFL Draft, Franklin opened all 16 regular-season games and both playoff contests for the Broncos at right tackle... Earned all-rookie honors from *Football Outsiders* after playing in 98.2 of the team's offensive snaps and blocking for a rushing attack that ranked first in the league with a team-record 164.5 yards per game.

**COLLEGE:** Franklin played 51 career games (39 starts) at the University of Miami at left guard and left tackle, earning All-Atlantic Coast Conference recognition following his final two seasons... Led the team with 61 pancake blocks and 16 cut blocks his senior season and received the Miami Sports Hall of Fame Unsung Hero Award as the Hurricanes ranked first in the ACC with a school-record 5,477 yards of total offense (421.3 ypg)... Graded out to 95 percent as a junior while opening 11 contests at left guard and two games at left tackle... Started 11-of-13 games played as a sophomore and saw time in 12 contests (3 starts) as a true freshman in 2007 to share the school's Rookie of the Year Award.

**PERSONAL:** Franklin allowed zero sacks as a senior in his only season at Atlantic High School in Delray Beach, Fla., where he was rated as the No. 2 offensive tackle on the *Florida Times-Union* Super 75 Team... Played two seasons of high school football in Toronto, Canada before relocating to Florida to receive recruiting attention... Grew up in Toronto after moving from Jamaica at the age of 3... Orlando Franklin was born on Dec. 16, 1987, in Kingston, Jamaica.

## FRANKLIN'S REGULAR SEASON RECORD

Year	Club	G	S
2011	Denver	16	16
2012	Denver	16	16
2013	Denver	15	15
<b>CAREER TOTALS</b>		<b>47</b>	<b>47</b>

**ADDITIONAL STATISTICS:** Fumbles — 2011 (1 FR), TOTAL (1 FR). Miscellaneous tackles — 2011 (1), 2012 (3), 2013 (2), TOTAL (6).

## FRANKLIN'S POSTSEASON RECORD

Year	Club	G	S
2011	Denver	2	2
2012	Denver	1	1
2013	Denver	3	3
<b>CAREER TOTALS</b>		<b>6</b>	<b>6</b>

**ADDITIONAL STATISTICS:** Miscellaneous tackles — 2013 (1) TOTAL (1).

## FRANKLIN STARTS EVERY GAME AS A ROOKIE

### ROOKIE OFFENSIVE LINEMEN TO START EVERY REGULAR-SEASON GAME, BRONCOS HISTORY

Player	Pos.	Year
<b>Orlando Franklin</b>	<b>RT</b>	<b>2011</b>
J.D. Walton	C	2010
Ryan Clady	LT	2008
Russell Freeman	LT	1992
Tom Glassic	LG	1976
Claude Minor	LT	1974



# SIONE FUA

91

## DEFENSIVE TACKLE

6-1 • 310 • 4TH YR. • STANFORD

**BORN:** June 15, 1988, in Encino, Calif.

**HIGH SCHOOL:** Crespi Carmelite High School, Encino, Calif.

**ACQUIRED:** Free Agent, 2013

**NFL YEAR:** 4th • **YEAR WITH BRONCOS:** 2nd

**NFL GAMES PLAYED/STARTED:** 29/12



### FUA AT A GLANCE:

- A fourth-year defensive tackle who appeared in 29 games (12 starts) with Carolina (2011-13) and Denver (2013) during his first three NFL seasons.
- Saw action in a career-high 13 games (1 start) for the Panthers in 2012 and recorded 17 defensive stops to go along with one forced fumble.
- Started 11 games as a rookie for Carolina before a hamstring injury ended his season.
- Totaled 80 career tackles, including 16 for a loss, with nine sacks in 50 games (31 starts) at Stanford University.
- Earned second-team All-Pacific-10 Conference honors as a senior team captain for the Cardinal.
- Joined the Broncos as a free agent on Nov. 27, 2013.
- Selected by Carolina in the third round (97th overall) of the 2011 NFL Draft.

**CAREER TRANSACTIONS:** Signed by Carolina as a draft choice 7/29/11; Waived by Carolina 8/31/13; Signed by Carolina 9/11/13; Waived by Carolina 11/12/13; Signed by Denver 11/27/13.



**2013:** Fua appeared in a combined five games with Carolina and Denver and totaled one defensive stop... Waived by Carolina after the preseason before being signed back by the club on Sept. 11... Saw action in three games, was inactive for four contests and did not play in another for the Panthers before being waived on Nov. 12... Signed by the Broncos on Nov. 27 and played two games for the club, making one tackle... Inactive in Denver's final two regular-season games and all three playoff contests.

**2012:** Fua played a career-high 13 games (1 start) with Carolina, totaling 17 tackles (8 solo) and one forced fumble.

**2011:** Selected by Carolina in the third round (97th overall) of the 2011 NFL Draft, Fua started 11 games as a rookie and totaled 15 tackles (11 solo) before suffering a season-ending hamstring injury... Made a career-best six tackles vs. N.O. (10/9).

**COLLEGE:** Fua totaled 80 tackles, nine sacks, two forced fumbles, one fumble recovery and two pass breakups in 50 career games (31 starts) at Stanford University... Earned second-team all-conference honors as a senior captain in 2010 after tying for third on the team with 4.5 sacks... Named an honorable mention All-Pac-10 Conference selection as a junior.

**PERSONAL:** Fua attended Crespi Carmelite High School in Encino, Calif.... Full name is pronounced see-OH-nay FOO-ah... Sione Fua was born on June 15, 1988 in Encino, Calif.

### FUA'S REGULAR SEASON RECORD

Year	Club	G	S	UT	A	TT	S-Yds.	I-Yds.	PD	FF	FR	TD-Int.	TD-FR	S	Pts.
2011	Carolina	11	11	11	4	15	0-0	0-0	0	0	0	0	0	0	0
2012	Carolina	13	1	8	9	17	0-0	0-0	0	1	0	0	0	0	0
2013	Car./Den.	5	0	0	1	1	0-0	0-0	0	0	0	0	0	0	0
<b>CAREER TOTALS</b>		<b>29</b>	<b>12</b>	<b>19</b>	<b>14</b>	<b>33</b>	<b>0-0</b>	<b>0-0</b>	<b>0</b>	<b>1</b>	<b>0</b>	<b>0</b>	<b>0</b>	<b>0</b>	<b>0</b>

**ADDITIONAL STATISTICS:** Returned a kickoff 9 yards vs. Tampa Bay (11/18/12).

### FUA'S SINGLE-GAME HIGHS

(Postseason in parentheses)

**Tackles** — 6 vs. New Orleans, 10/9/11 (none). **Forced fumbles** — 1 at Philadelphia 11/26/12 (none).



## SIONE FUA'S CAREER GAME-BY-GAME

(Victories asterisked)

2011 CAROLINA (6-10) TACKLES										
Date	Opponent	P/S	UT	A	TT	S-Yds.	I-Yds.	PD	FF	FR
Sep 11	at Arizona	S	3	1	4	0-0	0-0	0	0	0
Sep 18	vs. Green Bay	S	1	0	1	0-0	0-0	0	0	0
Sep 25	vs. Jacksonville*	S	1	1	2	0-0	0-0	0	0	0
Oct 2	at Chicago	S	1	0	1	0-0	0-0	0	0	0
Oct 9	vs. New Orleans	S	4	2	6	0-0	0-0	0	0	0
Oct 16	at Atlanta	S	0	0	0	0-0	0-0	0	0	0
Oct 23	vs. Washington*	S	0	0	0	0-0	0-0	0	0	0
Oct 30	vs. Minnesota	S	0	0	0	0-0	0-0	0	0	0
Nov 13	vs. Tennessee	S	0	0	0	0-0	0-0	0	0	0
Nov 20	at Detroit	S	0	0	0	0-0	0-0	0	0	0
Nov 27	at Indianapolis*	S	1	0	1	0-0	0-0	0	0	0
Dec 4	at Tampa Bay*									
DID NOT PLAY PLACED ON INJURED RESERVE (HAMSTRING) ON DEC. 6										
Regular Season Totals			11/11	11	4	15	0-0	0-0	0	0
2012 CAROLINA (7-9) TACKLES										
Date	Opponent	P/S	UT	A	TT	S-Yds.	I-Yds.	PD	FF	FR
Sep 9	at Tampa Bay				INACTIVE					
Sep 16	vs. New Orleans*	P	0	0	0	0-0	0-0	0	0	0
Sep 20	vs. N.Y. Giants				INACTIVE					
Sep 30	at Atlanta	P	0	1	1	0-0	0-0	0	0	0
Oct 7	vs. Seattle	P	3	0	3	0-0	0-0	0	0	0
Oct 21	vs. Dallas	P	0	1	1	0-0	0-0	0	0	0
Oct 28	at Chicago	P	0	0	0	0-0	0-0	0	0	0
Nov 4	at Washington*	P	0	4	4	0-0	0-0	0	0	0
Nov 11	vs. Denver	P	0	0	0	0-0	0-0	0	0	0
Nov 18	vs. Tampa Bay	P	0	1	1	0-0	0-0	0	0	0
Nov 26	at Philadelphia*	P	1	0	1	0-0	0-0	0	1	0
Dec 2	at Kansas City	S	1	2	3	0-0	0-0	0	0	0
Dec 9	vs. Atlanta*	P	1	0	1	0-0	0-0	0	0	0
Dec 16	at San Diego*	P	1	0	1	0-0	0-0	0	0	0
Dec 23	vs. Oakland*				INACTIVE					
Dec 30	at New Orleans*	P	1	0	1	0-0	0-0	0	0	0
Regular Season Totals			13/1	8	9	17	0-0	0-0	0	1
2013 CAR. (12-4) / DEN. (13-3) TACKLES										
Date	Opponent	P/S	UT	A	TT	S-Yds.	I-Yds.	PD	FF	FR
Week 1					NOT WITH TEAM					
Sep 15	at Buffalo				INACTIVE					
Sep 22	vs. N.Y. Giants*	P	0	0	0	0-0	0-0	0	0	0
Oct 6	at Arizona	P	0	0	0	0-0	0-0	0	0	0
Oct 13	at Minnesota*	P	0	0	0	0-0	0-0	0	0	0
Oct 20	vs. St. Louis*				INACTIVE					
Oct 24	at Tampa Bay*				INACTIVE					
Nov 3	vs. Atlanta*				INACTIVE					
Nov 10	at San Francisco*				DID NOT PLAY					
WAIVED BY CAROLINA ON NOV. 12 / SIGNED BY DENVER NOV. 27										
Dec 1	at Kansas City*				DID NOT PLAY					
Dec 8	vs. Tennessee*	P	0	1	1	0-0	0-0	0	0	0
Dec 12	vs. San Diego	P	0	0	0	0-0	0-0	0	0	0
Dec 22	at Houston*				INACTIVE					
Dec 29	at Oakland*				INACTIVE					
Regular Season Totals			5/0	0	1	1	0-0	0-0	0	0
Jan 12	vs. San Diego*†				INACTIVE					
Jan 19	vs. New England*‡				INACTIVE					
Feb 2	vs. Seattle§				INACTIVE					
Postseason Totals			0/0	0	0	0	0-0	0-0	0	0

†AFC Divisional Playoff Game; ‡AFC Championship Game; §Super Bowl XLVIII

### DID YOU KNOW?

The Broncos' eight AFC Championship Game appearances during Pat Bowlen's 30 years of ownership (1984-2013) are more than the combined conference title game appearance totals of their three AFC West rivals. Oakland, San Diego and Kansas City have combined to play in six AFC Championship Games since 1984.



## VIRGIL GREEN

85

TIGHT END

6-5 • 255 • 4TH YR. • NEVADA

BORN: Aug. 3, 1988, in Tulare, Calif.

HIGH SCHOOL: Tulare Union (Calif.) High School

ACQUIRED: Draft #7a (204th overall), 2011

NFL YEAR: 4th • YEAR WITH BRONCOS: 4th

NFL GAMES PLAYED/STARTED: 43/8 • POSTSEASON GP/GS: 6/1



### GREEN AT A GLANCE:

- A fourth-year tight end who played 43 regular-season games (8 starts) and six playoff contests (1 start) during his first three years in the league.
- Appeared in every game for the Broncos in 2013 and recorded nine receptions for 45 yards (5.0 avg.).
- Saw action in 176 snaps on offense in 2012, catching five passes for 63 yards (12.6 avg.), while participating in an additional 202 plays on special teams.
- Played 15 regular-season games (3 starts) and both playoff contests (1 start) for the Broncos as a rookie in 2011.
- Contributed mostly as a blocking tight end for Denver's league-leading rushing offense (164.5 ypg.) in 2011 in addition to catching three passes for 24 yards (8.0 avg.) and totaling three tackles as a mainstay on special teams.
- Played 50 career games (34 starts) for the University of Nevada and helped the Wolf Pack average 500.2 yards per game during his four-year career (2007-10) to rank third in the nation in that period.
- Secured first-team All-Western Athletic Conference honors following his senior campaign at Nevada in which he totaled a career-high 35 receptions for 515 yards (14.7 avg.) with five touchdowns.
- Named Nevada's Strength and Conditioning Athlete of the Year as a junior in 2009 in addition to being selected to the All-WAC second team.
- Selected by the Broncos in the seventh round (204th overall) of the 2011 NFL Draft.

**CAREER TRANSACTIONS:** Signed by Carolina as a draft choice 7/29/11; Waived by Carolina 8/31/13; Signed by Carolina 9/11/13; Waived by Carolina 11/12/13; Signed by Denver 11/27/13.



**2013:** Green played all 16 regular-season games (3 starts) for the first time in his career and caught a personal-best nine passes for 45 yards (5.0 avg.)... Finished with three special-teams stops... Appeared in all three playoff games, carrying the ball once for six yards.

**2012:** Green played 12 regular-season games (2 starts) for the Broncos, setting career highs with five catches for 63 yards (12.6 avg.)... Caught a career-best three passes for 44 yards, including a long of 28 yards, vs. N.O. (10/28)... Recovered an onside kick late in the fourth quarter vs. S.D. (11/18).

**2011:** Selected by Denver in the seventh round (204th overall) of the 2011 NFL Draft, Green played 15 regular-season games (3 starts) and contributed three catches for 24 yards (8.0 avg.) in addition to blocking for the league's No. 1 rushing attack (164.5 ypg.)... Logged the fourth-most plays on special teams for the Broncos and totaled three tackles on those units... Played in both of Denver's postseason contests, including a start in the Broncos AFC Divisional Playoff Game at N.E. (1/14).

**COLLEGE:** Green played 50 career games (34 starts) at the University of Nevada and totaled 72 receptions for 939 yards (13.0 avg.) with 11 touchdowns while helping the Wolf Pack rank fifth in the nation with 500.2 total yards per game from 2007-10... Recorded a personal-best 35 catches for 515 yards (14.7 avg.) with five touchdowns in his senior campaign to earn first-team All-Mountain West Conference honors... Named the Nevada Strength and Conditioning Athlete of the Year as a junior in 2009 in addition to being selected to the All-WAC second team.

**PERSONAL:** Green totaled 61 receptions for 1,014 yards (16.6 avg.) with 12 touchdowns during his career at Tulare Union (Calif.) High School, where he earned first-team All-East Yosemite League honors following his senior season... Lettered four years in basketball and another in track and field... Majored in general studies at Nevada... Virgil Leo Green was born on Aug. 3, 1988, in Tulare, Calif.

## GREEN'S REGULAR SEASON RECORD

Year	Club	RECEIVING						SCORING					
		G	S	No.	Yds.	Avg.	LG	TD	TD	TDp	TDrt	2pt	Pts.
2011	Denver	15	3	3	24	8.0	9	0	0	0	0	0	0
2012	Denver	12	2	5	63	12.6	28	0	0	0	0	0	0
2013	Denver	16	3	9	45	5.0	10	0	0	0	0	0	0
<b>CAREER TOTALS</b>		<b>43</b>	<b>8</b>	<b>17</b>	<b>132</b>	<b>7.8</b>	<b>28</b>	<b>0</b>	<b>0</b>	<b>0</b>	<b>0</b>	<b>0</b>	<b>0</b>

**ADDITIONAL STATISTICS:** *Special teams tackles — 2011 (3), 2012 (1), 2013 (3), TOTAL (7). Miscellaneous tackles — 2011 (1), TOTAL (1).*

## GREEN'S POSTSEASON RECORD

Year	Club	RECEIVING						SCORING					
		G	S	No.	Yds.	Avg.	LG	TD	TD	TDp	TDrt	2pt	Pts.
2011	Denver	2	1	0	0	0.0	—	0	0	0	0	0	0
2012	Denver	1	0	0	0	0.0	—	0	0	0	0	0	0
2013	Denver	3	0	1	3	3.0	3	0	0	0	0	0	0
<b>CAREER TOTALS</b>		<b>6</b>	<b>1</b>	<b>1</b>	<b>3</b>	<b>3.0</b>	<b>3</b>	<b>0</b>	<b>0</b>	<b>0</b>	<b>0</b>	<b>0</b>	<b>0</b>

**ADDITIONAL STATISTICS:** *Rushed once for 6 yards vs. New England, 1/19/14.*

## GREEN'S SINGLE GAME HIGHS

*(Postseason in parentheses)*

**Receptions** — 3 vs. New Orleans, 10/28/12 (1 vs. San Diego, 1/12/14). **Receiving yards** — 44 vs. New Orleans, 10/28/12 (3 vs. San Diego, 1/12/14). **Longest reception** — 28 vs. New Orleans, 10/28/12 (3 vs. San Diego, 1/12/14). **Receiving touchdowns** — None (none).

## VIRGIL GREEN'S CAREER GAME-BY-GAME

*(Victories asterisked)*

2011 DENVER (8-8)			RECEIVING						SCORING		
Date	Opponent	P/S	No.	Yds.	Avg.	LG	TD		2pt.	Pts.	
Sep 12	vs. Oakland	P	0	0	0.0	—	0		0	0	
Sep 18	vs. Cincinnati*	P	0	0	0.0	—	0		0	0	
Sep 25	at Tennessee	P	1	7	7.0	7	0		0	0	
Oct 2	at Green Bay	P	1	8	8.0	8	0		0	0	
Oct 9	vs. San Diego	S	0	0	0.0	—	0		0	0	
Oct 23	at Miami*	P	0	0	0.0	—	0		0	0	
Oct 30	vs. Detroit	P	0	0	0.0	—	0		0	0	
Nov 6	at Oakland*		INACTIVE								
Nov 13	at Kansas City*	P	0	0	0.0	—	0		0	0	
Nov 17	vs. N.Y. Jets*	P	0	0	0.0	—	0		0	0	
Nov 27	at San Diego*	P	0	0	0.0	—	0		0	0	
Dec 4	at Minnesota*	S	0	0	0.0	—	0		0	0	
Dec 11	vs. Chicago*	P	0	0	0.0	—	0		0	0	
Dec 18	vs. New England	P	0	0	0.0	—	0		0	0	
Dec 24	at Buffalo	P	1	9	9.0	9	0		0	0	
Jan 1	vs. Kansas City	S	0	0	0.0	—	0		0	0	
<b>Regular Season Totals</b>			<b>15/3</b>	<b>3</b>	<b>24</b>	<b>8.0</b>	<b>9</b>	<b>0</b>	<b>0</b>	<b>0</b>	
Jan 8	vs. Pittsburgh*§	P	0	0	0.0	—	0		0	0	
Jan 14	at New England†	S	0	0	0.0	—	0		0	0	
<b>Postseason Totals</b>			<b>15/3</b>	<b>0</b>	<b>0</b>	<b>0.0</b>	<b>—</b>	<b>0</b>	<b>0</b>	<b>0</b>	

§AFC Wild Card Game; †AFC Divisional Playoff Game

2012 DENVER (13-3)			RECEIVING						SCORING		
Date	Opponent	P/S	No.	Yds.	Avg.	LG	TD		2pt.	Pts.	
Sep 9	vs. Pittsburgh*		RESERVE/SUSPENDED								
Sep 17	at Atlanta		RESERVE/SUSPENDED								
Sep 23	vs. Houston		RESERVE/SUSPENDED								
Sep 30	vs. Oakland*		RESERVE/SUSPENDED								
Oct 7	at New England	P	0	0	0.0	—	0		0	0	
Oct 15	at San Diego*	S	0	0	0.0	—	0		0	0	
Oct 28	vs. New Orleans*	P	3	44	14.7	28	0		0	0	
Nov 4	at Cincinnati*	P	0	0	0.0	—	0		0	0	
Nov 11	at Carolina*	S	0	0	0.0	—	0		0	0	
Nov 18	vs. San Diego*	P	0	0	0.0	—	0		0	0	
Nov 25	at Kansas City*	P	0	0	0.0	—	0		0	0	
Dec 2	vs. Tampa Bay*	P	0	0	0.0	—	0		0	0	
Dec 6	at Oakland*	P	0	0	0.0	—	0		0	0	
Dec 16	at Baltimore*	P	0	0	0.0	—	0		0	0	
Dec 23	vs. Cleveland*	P	0	0	0.0	—	0		0	0	
Dec 30	vs. Kansas City*	P	2	19	9.5	11	0		0	0	
<b>Regular Season Totals</b>			<b>12/2</b>	<b>5</b>	<b>63</b>	<b>12.6</b>	<b>28</b>	<b>0</b>	<b>0</b>	<b>0</b>	
Jan 12	vs. Baltimore†	P	0	0	0.0	—	0		0	0	
<b>Postseason Totals</b>			<b>1/0</b>	<b>0</b>	<b>0</b>	<b>0.0</b>	<b>—</b>	<b>0</b>	<b>0</b>	<b>0</b>	

†AFC Divisional Playoff Game

2013 DENVER (13-3)		RECEIVING							SCORING	
Date	Opponent	P/S	No.	Yds.	Avg.	LG	TD		2pt.	Pts.
Sep 5	vs. Baltimore*	P	0	0	0.0	—	0		0	0
Sep 15	at N.Y. Giants*	P	1	5	5.0	5	0		0	0
Sep 23	vs. Oakland*	P	1	3	3.0	3	0		0	0
Sep 29	vs. Philadelphia*	P	1	5	5.0	5	0		0	0
Oct 6	at Dallas*	P	0	0	0.0	—	0		0	0
Oct 13	vs. Jacksonville*	P	0	0	0.0	—	0		0	0
Oct 20	at Indianapolis	P	0	0	0.0	—	0		0	0
Oct 27	vs. Washington*	P	0	0	0.0	—	0		0	0
Nov 10	at San Diego*	P	1	4	4.0	4	0		0	0
Nov 17	vs. Kansas City*	P	0	0	0.0	—	0		0	0
Nov 24	at New England	S	1	3	3.0	3	0		0	0
Dec 1	at Kansas City*	S	1	2	2.0	2	0		0	0
Dec 8	vs. Tennessee*	P	0	0	0.0	—	0		0	0
Dec 12	vs. San Diego	S	0	0	0.0	—	0		0	0
Dec 22	at Houston*	P	1	8	8.0	8	0		0	0
Dec 29	at Oakland*	P	2	15	7.5	10	0		0	0
<b>Regular Season Totals</b>		<b>16/3</b>	<b>9</b>	<b>45</b>	<b>5.0</b>	<b>10</b>	<b>0</b>		<b>0</b>	<b>0</b>
Jan 12	vs. San Diego*†	P	1	3	3.0	3	0		0	0
Jan 19	vs. New England*‡	P	0	0	0.0	—	0		0	0
Feb 2	vs. Seattle§	P	0	0	0.0	—	0		0	0
<b>Postseason Totals</b>		<b>3/0</b>	<b>1</b>	<b>3</b>	<b>3.0</b>	<b>3</b>	<b>0</b>		<b>0</b>	<b>0</b>

†AFC Divisional Playoff Game; ‡AFC Championship Game; §Super Bowl XLVIII



## ERIC HAGG

# 37

**SAFETY**

**6-1 • 205 • 3RD YR. • NEBRASKA**

**BORN:** Sept. 15, 1989, in Peoria, Ariz.

**HIGH SCHOOL:** Ironwood High School, Peoria, Ariz.

**ACQUIRED:** Free Agent, 2014

**NFL YEAR:** 3rd • **YEAR WITH BRONCOS:** 1st

**NFL GAMES PLAYED/STARTED:** 22/4



### HAGG AT A GLANCE:

- A third-year safety who appeared in 22 games (4 starts) with Cleveland during his first two NFL seasons (2011-12), totaling 32 tackles (29 solo), two passes defended and one fumble recovery.
- Saw action in 12 games (4 starts) for the Browns in 2012 and recorded a career-high 22 tackles (20 solo).
- Opened 34-of-49 career games at the University of Nebraska and registered 130 tackles, six interceptions, four sacks, three forced fumbles and two fumble recoveries for the Huskers.
- Earned unanimous first-team All-Big 12 Conference recognition following his senior season at Nebraska after totaling 49 tackles and a team-best five interceptions in addition to posting the longest punt return for a touchdown (95 yds.) in school history.
- Joined the Broncos as a free agent on Dec. 31, 2013.
- Selected by Cleveland in the seventh round (248th overall) on the 2011 NFL Draft.

**CAREER TRANSACTIONS:** Signed by Cleveland as a draft choice 7/30/11; Waived by Cleveland 5/21/13; Signed by Denver to a future contract 12/31/13.



**2013:** Hagg spent the season out of football after being waived by Cleveland on May 21.

**2012:** Hagg appeared in 12 games (4 starts) for the Browns and totaled 22 tackles (20 solo) and one pass defended... Collected a career-high seven tackles (all solo) at Oak. (12/2).

**2011:** Selected by Cleveland in the seventh round (248th overall) of the 2011 NFL Draft, Hagg saw action in 10 games as a rookie and contributed 10 defensive stops (9 solo), one pass defended and one fumble recovery to go along with one special-teams tackle... Missed the entire preseason and the first five games of the regular season with a knee injury that required surgery.

**COLLEGE:** Hagg played 49 career games (34 starts) at the University of Nebraska and totaled 130 tackles, six interceptions, four sacks, three forced fumbles and two fumble recoveries for the Huskers... Recorded 49 tackles and a team-best five interceptions in addition to posting the longest punt return for a touchdown (95 yds.) in school history as a senior to earn unanimous first-team All-Big 12 Conference honors.

**PERSONAL:** Hagg attended Ironwood High School in Peoria, Ariz., where he played defensive back and wide receiver... Last name is pronounced HAYG... Eric Hagg was born on Sept. 15, 1989, in Peoria, Ariz.

### HAGG'S REGULAR SEASON RECORD

Year	Club	G	S	UT	A	TT	S-Yds.	I-Yds.	PD	FF	FR	TD-Int.	TD-FR	S	Pts.
2011	Cleveland	10	0	9	1	10	0-0	0-0	1	0	1	0	0	0	0
2012	Cleveland	12	4	20	2	22	0-0	0-0	1	0	0	0	0	0	0
<b>CAREER TOTALS</b>		<b>22</b>	<b>4</b>	<b>29</b>	<b>3</b>	<b>32</b>	<b>0-0</b>	<b>0-0</b>	<b>2</b>	<b>0</b>	<b>1</b>	<b>0</b>	<b>0</b>	<b>0</b>	<b>0</b>

**ADDITIONAL STATISTICS:** Special teams tackles — 2011 (1), TOTAL (1).

### HAGG'S SINGLE GAME HIGHS

*(Postseason in parentheses)*

**Tackles** — 7 at Oakland, 12/2/12 (none). **Passes defended** — 1, twice, last vs. Philadelphia 9/9/12 (none). **Fumble recoveries** — 1 vs. Pittsburgh, 1/1/12 (none).

### ERIC HAGG'S CAREER GAME-BY-GAME

*(Victories asterisked)*

2011 CLEVELAND (4-12)		TACKLES									
Date	Opponent	P/S	UT	A	TT	S-Yds.	I-Yds.	PD	FF	FR	
Games 1-5											
Oct 30	at San Francisco	P	0	0	0	0-0	0-0	0	0	0	
Nov 6	at Houston	P	0	0	0	0-0	0-0	0	0	0	
Nov 13	vs. St. Louis	P	0	0	0	0-0	0-0	0	0	0	
Nov 20	vs. Jacksonville*	P	0	0	0	0-0	0-0	0	0	0	
Nov 27	at Cincinnati	P	2	0	2	0-0	0-0	1	0	0	
Dec 4	vs. Baltimore	P	2	0	2	0-0	0-0	0	0	0	
Dec 8	at Pittsburgh	P	0	0	0	0-0	0-0	0	0	0	
Dec 18	at Arizona	P	3	0	3	0-0	0-0	0	0	0	
Dec 24	at Baltimore	P	0	0	0	0-0	0-0	0	0	0	
Jan 1	vs. Pittsburgh	P	2	1	3	0-0	0-0	0	0	1	
<b>Regular Season Totals</b>		<b>10/0</b>	<b>9</b>	<b>1</b>	<b>10</b>	<b>0-0</b>	<b>0-0</b>	<b>1</b>	<b>0</b>	<b>1</b>	
2012 CLEVELAND (5-11)		TACKLES									
Date	Opponent	P/S	UT	A	TT	S-Yds.	I-Yds.	PD	FF	FR	
Sep 9	vs. Philadelphia	S	1	1	2	0-0	0-0	1	0	0	
Sep 16	at Cincinnati	S	3	1	4	0-0	0-0	0	0	0	
Sep 23	vs. Buffalo				INACTIVE						
Sep 27	at Baltimore				INACTIVE						
Oct 7	at N.Y. Giants	P	0	0	0	0-0	0-0	0	0	0	
Oct 14	vs. Cincinnati*	P	0	0	0	0-0	0-0	0	0	0	
Oct 21	at Indianapolis	P	0	0	0	0-0	0-0	0	0	0	
Oct 28	vs. San Diego*	P	0	0	0	0-0	0-0	0	0	0	
Nov 4	vs. Baltimore	P	0	0	0	0-0	0-0	0	0	0	
Nov 18	at Dallas	P	3	0	3	0-0	0-0	0	0	0	
Nov 25	vs. Pittsburgh*	P	1	0	1	0-0	0-0	0	0	0	
Dec 2	at Oakland*	P	7	0	7	0-0	0-0	0	0	0	
Dec 9	vs. Kansas City*				INACTIVE						
Dec 16	vs. Washington				INACTIVE						
Dec 23	at Denver	S	1	0	1	0-0	0-0	0	0	0	
Dec 30	at Pittsburgh	S	4	0	4	0-0	0-0	0	0	0	
<b>Regular Season Totals</b>		<b>12/4</b>	<b>20</b>	<b>2</b>	<b>22</b>	<b>0-0</b>	<b>0-0</b>	<b>1</b>	<b>0</b>	<b>0</b>	



## CHRIS HARRIS JR.

**25**

**CORNERBACK**

**5-10 • 199 • 4TH YR. • KANSAS**

**BORN:** June 18, 1989, in Bixby, Okla.

**HIGH SCHOOL:** Bixby (Okla.) High School

**ACQUIRED:** College Free Agent, 2011

**NFL YEAR:** 4th • **YEAR WITH BRONCOS:** 4th

**NFL GAMES PLAYED/STARTED:** 47/31 • **POSTSEASON GP/GS:** 4/3



### HARRIS JR. AT A GLANCE:

- A fourth-year cornerback who played 47 regular-season games (31 starts) in his first three NFL campaigns, totaling seven interceptions and 31 passes defended during that span.
- Tied for the team lead with three interceptions and ranked second among the Broncos' defensive backs with 65 tackles in 2013.
- Emerged as a regular starter for the Broncos in 2012, opening the final 12 games of the regular season and allowing the fifth-fewest receiving yards (400) and tying for the eighth-fewest completions allowed (35) in the NFL among players targeted at least 60 times.

- Represented one of just two defensive backs in the league in 2012 to record multiple interceptions (3) and sacks (2.5), while returning two of his picks for touchdowns to tie the franchise single-season record.
- Recorded longest interception return for a touchdown in Broncos history with his 98-yard pick-six at Baltimore (12/16/12).
- Posted his first career multiple-interception game and his first career touchdown on a 46-yard interception return to seal Denver's win at San Diego (10/15/12).
- Played all 16 regular-season games (4 starts) and two playoff contests (1 start) as a rookie in 2011 after becoming the 13th college free agent since 1997 to make Denver's active roster out of training camp.
- Named to the 2011 NFL All-Rookie Team by the PFW/PFWA and *Football Outsiders* after ranking first among NFL rookie defensive backs (fourth on the Broncos) with 65 tackles (56 solo) to go along with one interception (15 yds.), six passes defended and six special-teams stops.
- Recognized as the recipient of the Darrent Williams Good Guy Award in 2013 given annually to the Bronco who best exemplifies Williams' enthusiasm, cooperation and honesty while dealing with members of the press.
- Played 50 games (41 starts) for the University of Kansas and finished his career ranked third among defensive backs with 290 tackles (197 solo) in addition to four sacks (21 yds.) and three interceptions (11 yds.).
- Saw time at safety and cornerback as a senior captain for the Jayhawks, earning KU Defensive Back of the Year honors.
- Started 10 games as a true freshman at Kansas and garnered Big 12 Conference Newcomer of the Year accolades as well as honorable mention Freshman All-America recognition.
- Entered the NFL with Denver as a college free agent on July 27, 2011.

**CAREER TRANSACTIONS:** Signed by Denver as a college free agent 7/27/11. Placed in injured reserve (knee) by Denver 1/14/14.



**2013:** Harris Jr. played all 16 regular-season games (15 starts) and matched his career high with 65 tackles to rank second among Broncos defensive backs... Tied for the team lead with three interceptions and set a new career mark with 13 pass breakups... Saw action in one playoff game for the Broncos before a season-ending knee injury... Made a diving interception of a Joe Flacco pass vs. Bal. (9/5) that led to a Broncos touchdown... Became the first player since Champ Bailey in 2009 to record interceptions in back-to-back games when he picked off a pass from Eli Manning in the fourth quarter at NYG (9/15)... Led the team with a career-best 11 tackles vs. Jac. (10/13)... Tied for the team lead with six tackles and added a career-best three pass breakups at K.C. (12/1)... Suffered a torn ACL in Denver's AFC Divisional Playoff Game vs. S.D. (1/12) and was placed on injured reserve on Jan. 14.

**2012:** Harris Jr. played 15 games in the regular season, opening a career-high 12 contests and tying for the team lead with three interceptions—two of them returned for touchdowns—and nine passes defended... Added 61 tackles (51 solo) and 2.5 sacks (17.5 yds.) as one of just two defensive backs in the NFL to post multiple interceptions and sacks... Ranked fifth in the NFL in receiving yards allowed (400) and tied for the eighth-fewest completions (35) allowed among players with at least 60 defensive targets... Finished fifth in the league with his 144 interception return yards to represent the fourth-highest single-season total in franchise history... Missed Denver's Week 2 contest at Atl. (9/17) with an ankle injury... Recorded his first career multiple-interception game and his first career touchdown on a 46-yard interception return to cap Denver's 24-point comeback at S.D. (10/15)... Sacked Panthers quarterback Cam Newton and led the Broncos with seven tackles while seeing time at outside cornerback, nickel corner, and safety at Car. (11/11)... Intercepted Ravens quarterback Joe Flacco and returned it a franchise-record 98 yards for a touchdown in addition to holding wide receiver Anquan Boldin without a catch for the first time in 106 games at Bal. (12/16)... Tied a franchise postseason record with four pass breakups in Denver's AFC Divisional Playoff Game vs. Bal. (1/12).

**2011:** Harris Jr., who entered the NFL with Denver as a college free agent on July 27, played all 16 regular-season games (4 starts) as a rookie and finished fifth on the club (first among NFL rookie defensive backs) with

## HARRIS JR. A RELIABLE FORCE IN 2013

### MOSY SNAPS PLAYED ON DEFENSE, BRONCOS, 2013

Player	Pos.	Plays	Pct.
1. Chris Harris Jr.	CB	1,042	92.3
2. Danny Trevathan	LB	948	84.0
3. D. Rodgers-Cromartie	CB	776	68.7
4. Duke Ihenacho	S	772	68.4
5. Shaun Phillips	DE	770	68.2



## HARRIS JR.'S 98-YARD INTERCEPTION RETURN SETS FRANCHISE RECORD

### LONGEST INTERCEPTION RETURNS, BRONCOS HISTORY

Player	Opp. (Date)	Ret.
1. Chris Harris	at Bal. (12/16/12)	98t
2. Randy Gradishar	at Cle. (10/5/80)	93t
3. Darrent Williams	at Oak. (11/13/05)	80t
Ray Crockett	at Oak. (9/20/98)	80t
5. Jimmy Spencer	vs. Sea. (12/10/00)	79t

65 tackles (56 solo) to go along with one interception (15 yds.) and six passes defended... Ranked fifth on the Broncos with six special-teams stops... Played in both of Denver's postseason contests, including a start in the AFC Divisional Playoff Game at N.E. (1/14), and tied for third on the team with 13 tackles (7 solo)... Named to the 2011 NFL All-Rookie Team by the PFW/PFWA and *Football Outsiders*.

**COLLEGE:** Harris Jr. finished his career at the University of Kansas ranked third among defensive backs with 290 tackles (197 solo) and added four sacks (21 yds.) and three interceptions (11 yds.) for the Jayhawks... Played 50 career games (41 starts), seeing time at cornerback and safety... Named KU Defensive Back of the Year as a senior and was selected as the co-recipient of Kansas' Don FamBrough Award for unselfishness following his junior campaign... Opened 10 games as a true freshman for Kansas in 2007 and was tabbed as the Big 12 Conference Newcomer of the Year in addition to receiving honorable mention Freshman All-America recognition.

**PERSONAL:** Harris Jr. attended Bixby (Okla.) High School, where he was an all-state defensive back and was named district player of the year as a senior in 2006... Lettered in basketball and track and was a member of the academic state champion teams during his final two prep seasons... Majored in social psychology at Kansas... Chris Harris was born on June 18, 1989, in Bixby, Okla.

### HARRIS JR.'S REGULAR SEASON RECORD

Year	Club	G	S	UT	A	TT	S-Yds.	I-Yds.	PD	FF	FR	TD-Int.	TD-FR	S	Pts.
2011	Denver	16	4	56	9	65	0-0	1-15	6	0	0	0	0	0	0
2012	Denver	15	12	51	10	61	2.5-17.5	3-144	9	0	0	2	0	0	12
2013	Denver	16	15	58	7	65	0-0	3-1	13	0	0	0	0	0	0
<b>CAREER TOTALS</b>		<b>47</b>	<b>31</b>	<b>165</b>	<b>26</b>	<b>191</b>	<b>2.5-17.5</b>	<b>7-160</b>	<b>28</b>	<b>0</b>	<b>0</b>	<b>2</b>	<b>0</b>	<b>0</b>	<b>12</b>

**ADDITIONAL STATISTICS:** Special teams tackles — 2011 (6), TOTAL (6). Special teams fumbles — 2012 (1), TOTAL (1).

### HARRIS JR.'S POSTSEASON RECORD

Year	Club	G	S	UT	A	TT	S-Yds.	I-Yds.	PD	FF	FR	TD-Int.	TD-FR	S	Pts.
2011	Denver	2	1	7	6	13	0-0	0-0	0	0	0	0	0	0	0
2012	Denver	1	1	3	0	3	0-0	0-0	4	0	0	0	0	0	0
2013	Denver	1	1	2	0	2	0-0	0-0	1	0	0	0	0	0	0
<b>CAREER TOTALS</b>		<b>4</b>	<b>3</b>	<b>12</b>	<b>6</b>	<b>18</b>	<b>0-0</b>	<b>0-0</b>	<b>5</b>	<b>0</b>	<b>0</b>	<b>0</b>	<b>0</b>	<b>0</b>	<b>0</b>

### HARRIS JR.'S SINGLE GAME HIGHS

(Postseason in parentheses)

**Tackles** — 11 vs. Jacksonville, 10/13/13 (8 at New England, 1/14/12). **Interceptions** — 2 at San Diego, 10/15/12 (none). **Interception return yards** — 98 at Baltimore, 12/16/12 (none). **Passes defended** — 3 at Kansas City, 12/1/13 (4 vs. Baltimore, 1/12/13). **Sacks** — 1, twice, last at Carolina 11/11/12 (none). **Sack yards** — 11 vs. Oakland, 9/30/12 (none).

### CHRIS HARRIS JR.'S CAREER GAME-BY-GAME

(Victories asterisked)

2011 DENVER (8-8)		TACKLES													
Date	Opponent	P/S	UT	A	TT	S-Yds.	I-Yds.	PD	FF	FR					
Sep 12	vs. Oakland	P	0	0	0	0-0	0-0	0	0	0					
Sep 18	vs. Cincinnati*	P	0	0	0	0-0	0-0	0	0	0					
Sep 25	at Tennessee	P	0	0	0	0-0	0-0	0	0	0					
Oct 2	at Green Bay	P	2	2	4	0-0	0-0	0	0	0					
Oct 9	vs. San Diego	P	0	0	0	0-0	0-0	0	0	0					
Oct 23	at Miami*	P	0	0	0	0-0	0-0	2	0	0					
Oct 30	vs. Detroit	S	6	3	9	0-0	0-0	0	0	0					
Nov 6	at Oakland*	S	8	2	10	0-0	1-15	1	0	0					
Nov 13	at Kansas City*	P	8	0	8	0-0	0-0	1	0	0					
Nov 17	vs. N.Y. Jets*	P	3	0	3	0-0	0-0	0	0	0					
Nov 27	at San Diego*	P	4	1	5	0-0	0-0	0	0	0					
Dec 4	at Minnesota*	S	4	0	4	0-0	0-0	0	0	0					
Dec 11	vs. Chicago*	P	2	0	2	0-0	0-0	1	0	0					
Dec 18	vs. New England	S	9	0	9	0-0	0-0	0	0	0					
Dec 24	at Buffalo	P	7	1	8	0-0	0-0	0	0	0					
Jan 1	vs. Kansas City	P	3	0	3	0-0	0-0	1	0	0					
<b>Regular Season Totals</b>			<b>16/4</b>	<b>56</b>	<b>9</b>	<b>65</b>	<b>0-0</b>	<b>1-15</b>	<b>6</b>	<b>0</b>					
Jan 8	vs. Pittsburgh* <sup>S</sup>	P	4	1	5	0-0	0-0	0	0	0					
Jan 14	at New England <sup>t</sup>	S	3	5	8	0-0	0-0	0	0	0					
<b>Postseason Totals</b>			<b>2/1</b>	<b>7</b>	<b>6</b>	<b>13</b>	<b>0-0</b>	<b>0-0</b>	<b>0</b>	<b>0</b>					

<sup>S</sup>AFC Wild Card Game; <sup>t</sup>AFC Divisional Playoff Game

2012 DENVER (13-3) TACKLES										
Date	Opponent	P/S	UT	A	TT	S-Yds.	I-Yds.	PBU	FF	FR
Sep 9	vs. Pittsburgh*	P	3	1	4	0.5-3.5	0-0	0	0	0
Sep 17	at Atlanta				INACTIVE					
Sep 23	vs. Houston	P	4	0	4	0-0	0-0	1	0	0
Sep 30	vs. Oakland*	P	3	0	3	1-11	0-0	0	0	0
Oct 7	at New England	S	4	3	7	0-0	0-0	0	0	0
Oct 15	at San Diego*	S	4	0	4	0-0	2-46	2	0	0
Oct 28	vs. New Orleans*	S	2	1	3	0-0	0-0	2	0	0
Nov 4	at Cincinnati*	S	4	2	6	0-0	0-0	1	0	0
Nov 11	at Carolina*	S	6	1	7	1-3	0-0	0	0	0
Nov 18	vs. San Diego*	S	3	0	3	0-0	0-0	2	0	0
Nov 25	at Kansas City*	S	1	1	2	0-0	0-0	0	0	0
Dec 2	vs. Tampa Bay*	S	5	1	6	0-0	0-0	2	0	0
Dec 6	at Oakland*	S	1	0	1	0-0	0-0	0	0	0
Dec 16	at Baltimore*	S	1	0	1	0-0	1-98	1	0	0
Dec 23	vs. Cleveland*	S	8	0	8	0-0	0-0	0	0	0
Dec 30	vs. Kansas City*	S	2	0	2	0-0	0-0	1	0	0
<b>Regular Season Totals</b>			<b>15/15</b>	<b>51</b>	<b>10</b>	<b>61</b>	<b>2.5-17.5</b>	<b>3-144</b>	<b>12</b>	<b>0</b>
Jan 12	vs. Baltimore†	S	3	0	3	0-0	0-0	4	0	0
<b>Postseason Totals</b>			<b>1/1</b>	<b>3</b>	<b>0</b>	<b>3</b>	<b>0-0</b>	<b>0-0</b>	<b>4</b>	<b>0</b>

†AFC Divisional Playoff Game

2013 DENVER (13-3) TACKLES										
Date	Opponent	P/S	UT	A	TT	S-Yds.	I-Yds.	PBU	FF	FR
Sep 5	vs. Baltimore*	S	3	0	3	0-0	1-0	1	0	0
Sep 15	at N.Y. Giants	S	5	1	6	0-0	1-0	2	0	0
Sep 23	vs. Oakland*	S	4	1	5	0-0	0-0	0	0	0
Sep 29	vs. Philadelphia*	S	1	0	1	0-0	0-0	0	0	0
Oct 6	at Dallas*	S	4	0	4	0-0	0-0	0	0	0
Oct 13	vs. Jacksonville*	P	10	1	11	0-0	0-0	0	0	0
Oct 20	at Indianapolis*	S	5	2	7	0-0	0-0	1	0	0
Oct 27	vs. Washington*	S	3	0	3	0-0	1-1	2	0	0
Nov 10	at San Diego*	S	5	0	5	0-0	0-0	2	0	0
Nov 17	vs. Kansas City*	S	3	0	3	0-0	0-0	0	0	0
Nov 24	at New England	S	3	1	4	0-0	0-0	0	0	0
Dec 1	at Kansas City*	S	6	0	6	0-0	0-0	3	0	0
Dec 8	vs. Tennessee*	S	1	0	1	0-0	0-0	0	0	0
Dec 12	vs. San Diego	S	0	0	0	0-0	0-0	0	0	0
Dec 22	at Houston*	S	3	1	4	0-0	0-0	2	0	0
Dec 29	at Oakland*	S	2	0	2	0-0	0-0	0	0	0
<b>Regular Season Totals</b>			<b>16/15</b>	<b>58</b>	<b>7</b>	<b>65</b>	<b>0-0</b>	<b>3-1</b>	<b>13</b>	<b>0</b>
Jan 12	vs. San Diego*†	S	2	0	2	0-0	0-0	1	0	0
PLACED ON INJURED RESERVE (KNEE) ON JAN. 14										
<b>Postseason Totals</b>			<b>1/1</b>	<b>2</b>	<b>0</b>	<b>2</b>	<b>0-0</b>	<b>0-0</b>	<b>1</b>	<b>0</b>

†AFC Divisional Playoff Game



## RONNIE HILLMAN

23

### RUNNING BACK

5-10 • 195 • 3RD YR. • SAN DIEGO STATE

BORN: Sept. 14, 1991, in Long Beach, Calif.

HIGH SCHOOL: La Habra (Calif.) High School

ACQUIRED: Draft #3 (67th overall), 2012

NFL YEAR: 3rd • YEAR WITH BRONCOS: 3rd

NFL GAMES PLAYED/STARTED: 24/0 • POSTSEASON GP/GS: 1/0



### HILLMAN AT A GLANCE:

- A third-year running back who appeared in 24 regular-season games during his first two seasons while totaling 548 yards rushing on 140 carries (3.9 avg.) during that span.
- Finished third on the Broncos with 330 rushing yards and one touchdown as the NFL's youngest player in 2012.
- Recorded a Broncos postseason rookie-record 22 carries for 83 yards (3.8 avg.) in Denver's AFC Divisional Playoff Game vs. Baltimore (1/12/13).
- Played 26 games (20 starts) at San Diego State University and finished third in school history with 3,243 yards rushing in just two seasons with the Aztecs.
- Totaled 15 100-yard rushing games and three 200-yard outputs to go along with 36 rushing scores during his collegiate career at SDSU.
- Received first-team All-Mountain West Conference honors following both of his seasons in

addition to being selected as the MWC Freshman of the Year in 2010.

- Selected by the Broncos in the third round (67th overall) of the 2012 NFL Draft.

**CAREER TRANSACTIONS:** Signed by Denver as a draft choice 7/24/12.



**2013:** Hillman played 10 regular-season games and totaled 55 carries for 218 yards (4.0 avg.) for the Broncos in 2013... Averaged 7.3 yards per carry, rushing nine times for a game-high 66 yards on *Monday Night Football* vs. Oak. (9/23)... Posted a career-best four catches for 42 yards at Dal. (10/6).

**2012:** Hillman was selected by the Broncos in the third round (67th overall) of the 2012 NFL Draft, Hillman played 14 regular-season games and finished third on the team with 330 rushing yards and one touchdown on 85 carries... Made his NFL debut, registering two carries for seven yards and one catch for one yard vs. Hou. (9/23)... Set career marks with 14 carries for 86 yards (6.1 avg.) and a long of 31 vs. N.O. (10/28)... Scored his first career touchdown on a 5-yard run at Car. (11/11)... Ran the ball a team-high 12 times, totaling 59 yards of offense vs. S.D. (11/18)... Had a career high with 15 carries at Bal. (12/16)... Relieved injured starter Knowshon Moreno in Denver's AFC Divisional Playoff Game vs. Bal. (1/12) and totaled 83 yards on 22 carries (3.8 avg.) to mark the most attempts by a Broncos rookie in postseason history.

**COLLEGE:** Hillman saw action in 26 games (20 starts) at San Diego State University and ranked third in school history with 3,243 yards rushing in just two seasons with the Aztecs... Accounted for 15 100-yard rushing games and three 200-yard outputs, while scoring 36 rushing touchdowns... Named first-team All-Mountain West Conference as a redshirt sophomore in 2011 after rushing for a career-high 1,711 yards and 19 touchdowns on 311 carries (5.5 avg.) and earning MWC Player of the Week honors on three occasions... Ranked fourth in the NCAA in rushing (131.6 ypg) and ninth in scoring (9.2 ppg) in 2011... Selected as the MWC Freshman of the Year in 2010 after totaling 262 carries for 1,532 yards (5.8 avg.) with 17 touchdowns.

**PERSONAL:** Hillman attended La Habra (Calif.) High School, where as a senior he led his team to the 2008 CIF Southern Section Southwest Division title after rushing for 1,251 yards and 14 touchdowns on just 97 carries (12.9 avg.)... Accounted for 2,104 all-purpose yards and 27 total touchdowns to earn first-team all-county pick honors from the *Orange County Register* in addition to being selected as the Freeway League MVP... Earned Southeast Division Offensive Player of the Year honors following his junior season in which he amassed 1,615 yards and 20 touchdowns rushing... Studied social science at San Diego State... Played on a youth football team in Los Angeles coached by rapper Snoop Dogg... Ronnie Hillman was born on Sept. 14, 1991, in Long Beach, Calif.

### HILLMAN'S REGULAR SEASON RECORD

Year	Club	G	S	No.	RUSHING				No.	RECEIVING				SCORING				
					Yds.	Avg.	LG	TD		Yds.	Avg.	LG	TD	TD	TDp	TDt	2pt	Pts.
2012	Denver	14	0	85	330	3.9	31	1	10	62	6.2	29	0	1	1	0	0	6
2013	Denver	10	0	55	218	4.0	19	1	12	119	9.9	19	0	1	1	0	0	6
<b>CAREER TOTALS</b>		<b>24</b>	<b>0</b>	<b>140</b>	<b>548</b>	<b>3.9</b>	<b>31</b>	<b>2</b>	<b>22</b>	<b>181</b>	<b>8.2</b>	<b>29</b>	<b>0</b>	<b>2</b>	<b>2</b>	<b>0</b>	<b>0</b>	<b>12</b>

### HILLMAN'S POSTSEASON RECORD

Year	Club	G	S	No.	RUSHING				No.	RECEIVING				SCORING				
					Yds.	Avg.	LG	TD		Yds.	Avg.	LG	TD	TD	TDp	TDt	2pt	Pts.
2012	Denver	1	0	22	83	3.8	11	0	3	20	6.7	11	0	0	0	0	0	0
<b>CAREER TOTALS</b>		<b>1</b>	<b>0</b>	<b>22</b>	<b>83</b>	<b>3.8</b>	<b>11</b>	<b>0</b>	<b>3</b>	<b>20</b>	<b>6.7</b>	<b>11</b>	<b>0</b>	<b>0</b>	<b>0</b>	<b>0</b>	<b>0</b>	<b>0</b>

### HILLMAN'S SINGLE GAME HIGHS

(Postseason in parentheses)

**Rushes** — 15 at Baltimore, 12/16/12 (22 vs. Baltimore, 1/12/13). **Rushing yards** — 86 vs. New Orleans, 10/28/12 (83 vs. Baltimore, 1/12/13). **Longest rush** — 31 vs. New Orleans, 10/28/12 (11 vs. Baltimore, 1/12/13). **Rushing touchdowns** — 1, twice, last vs. Oakland 9/23/13 (none). **Receptions** — 4 at Dallas, 10/6/13 (3 vs. Baltimore, 1/12/13). **Receiving yards** — 42 at Dallas, 10/6/13 (20 vs. Baltimore, 1/12/13). **Longest reception** — 29 vs. Oakland, 9/30/12 (11 vs. Baltimore, 1/12/13). **Receiving touchdowns** — None (none).

### HILLMAN STEPS UP IN THE 2012 POSTSEASON

#### MOST RUSHING YARDS BY A ROOKIE, BRONCOS POSTSEASON HISTORY

Player	Opp. (Date)	Att.	Yds.	Avg.	TD
1. Bobby Humphrey	vs. Pit. (1/7/90)	18	85	4.7	0
2. <b>Ronnie Hillman</b>	<b>vs. Bal. (1/12/13)</b>	<b>22*</b>	<b>83</b>	<b>3.8</b>	<b>0</b>
3. Bobby Humphrey	vs. S.F. (1/28/90)	12	61	5.1	0
4. Quentin Griffin	at Ind. (1/4/04)	6	60	10.0	0
5. Tatum Bell	at Ind. (1/9/05)	12	49	4.1	1

\*Broncos rookie postseason record

## RONNIE HILLMAN'S CAREER GAME-BY-GAME


(Victories asterisked)

2012 DENVER (13-3)			RUSHING					RECEIVING					SCORING	
Date	Opponent	P/S	No.	Yds.	Avg.	LG	TD	No.	Yds.	Avg.	LG	TD	2pt.	Pts.
Sep 9	vs. Pittsburgh*													
Sep 17	at Atlanta					INACTIVE								
Sep 23	vs. Houston	P	2	7	3.5	4	0	1	1	1.0	1	0	0	0
Sep 30	vs. Oakland*	P	10	31	3.1	12	0	2	32	16.0	29	0	0	0
Oct 7	at New England	P	3	9	3.0	7	0	1	4	4.0	4	0	0	0
Oct 15	at San Diego*	P	2	3	1.5	3	0	0	0	0.0	—	0	0	0
Oct 28	vs. New Orleans*	P	14	86	6.1	31	0	1	-4	-4.0	-4	0	0	0
Nov 4	at Cincinnati*	P	1	4	4.0	4	0	1	5	5.0	5	0	0	0
Nov 11	at Carolina*	P	5	5	1.0	5t	1	2	8	4.0	7	0	0	6
Nov 18	vs. San Diego*	P	12	43	3.6	21	0	2	16	8.0	12	0	0	0
Nov 25	at Kansas City*	P	3	9	3.0	10	0	0	0	0.0	—	0	0	0
Dec 2	vs. Tampa Bay*	P	5	29	5.8	9	0	0	0	0.0	—	0	0	0
Dec 6	at Oakland*	P	4	24	6.0	12	0	0	0	0.0	—	0	0	0
Dec 16	at Baltimore*	P	15	32	2.1	8	0	0	0	0.0	—	0	0	0
Dec 23	vs. Cleveland*	P	6	35	5.8	12	0	0	0	0.0	—	0	0	0
Dec 30	vs. Kansas City*	P	3	13	4.3	5	0	0	0	0.0	—	0	0	0
<b>Regular Season Totals</b>		<b>14/0</b>	<b>85</b>	<b>330</b>	<b>3.9</b>	<b>31</b>	<b>1</b>	<b>10</b>	<b>62</b>	<b>6.2</b>	<b>29</b>	<b>0</b>	<b>0</b>	<b>6</b>
Jan 12	vs. Baltimore†	P	22	83	3.8	11	0	3	20	6.7	11	0	0	0
<b>Postseason Totals</b>		<b>1/0</b>	<b>22</b>	<b>83</b>	<b>3.8</b>	<b>11</b>	<b>0</b>	<b>3</b>	<b>20</b>	<b>6.7</b>	<b>11</b>	<b>0</b>	<b>0</b>	<b>6</b>

†AFC Divisional Playoff Game

2013 DENVER (13-3)			RUSHING					RECEIVING					SCORING	
Date	Opponent	P/S	No.	Yds.	Avg.	LG	TD	No.	Yds.	Avg.	LG	TD	2pt.	Pts.
Sep 5	vs. Baltimore*	P	4	15	3.8	7	0	2	27	13.5	17	0	0	0
Sep 15	at N.Y. Giants*	P	1	3	3.0	3	0	0	0	0.0	—	0	0	0
Sep 23	vs. Oakland*	P	9	66	7.3	19	1	1	12	12.0	12	0	0	6
Sep 29	vs. Philadelphia*	P	11	36	3.3	10	0	2	21	10.5	14	0	0	0
Oct 6	at Dallas*	P	7	17	2.4	17	0	4	42	10.5	19	0	0	0
Oct 13	vs. Jacksonville*	P	4	20	5.0	11	0	2	16	8.0	11	0	0	0
Oct 20	at Indianapolis	P	4	25	6.3	14	0	1	1	1.0	1	0	0	0
Oct 27	vs. Washington*					INACTIVE								
Nov 10	at San Diego*					INACTIVE								
Nov 17	vs. Kansas City*					INACTIVE								
Nov 24	at New England					INACTIVE								
Dec 1	at Kansas City*	P	0	0	0.0	—	0	0	0	0.0	—	0	0	0
Dec 8	vs. Tennessee*					INACTIVE								
Dec 12	vs. San Diego					DID NOT PLAY								
Dec 22	at Houston*	P	3	6	2.0	3	0	0	0	0.0	—	0	0	0
Dec 29	at Oakland*	P	12	30	2.5	8	0	0	0	0.0	—	0	0	0
<b>Regular Season Totals</b>		<b>10/0</b>	<b>55</b>	<b>218</b>	<b>4.0</b>	<b>19</b>	<b>1</b>	<b>12</b>	<b>119</b>	<b>9.9</b>	<b>19</b>	<b>0</b>	<b>0</b>	<b>6</b>
Jan 12	vs. San Diego*†					INACTIVE								
Jan 19	vs. New England*#					INACTIVE								
Feb 2	vs. Seattle®					INACTIVE								
<b>Postseason Totals</b>		<b>0/0</b>	<b>0</b>	<b>0</b>	<b>0.0</b>	<b>—</b>	<b>0</b>	<b>0</b>	<b>0</b>	<b>0.0</b>	<b>—</b>	<b>0</b>	<b>0</b>	<b>0</b>

†AFC Divisional Playoff Game; #AFC Championship Game; ®Super Bowl XLVIII



## DUKE IHENACHO

27

SAFETY

6-1 • 207 • 3rd Yr. • SAN JOSE STATE

BORN: June 16, 1989, in Torrance, Calif.

HIGH SCHOOL: Serra High School, Gardena, Calif.

ACQUIRED: College Free Agent, 2012

NFL YEAR: 3rd • YEAR WITH BRONCOS: 3rd

NFL GAMES PLAYED/STARTED: 17/14 • POSTSEASON GP/GS: 3/3



### IHENACHO AT A GLANCE:

- A third-year safety who started 14-of-17 regular-season games and all three playoff contests he appeared in during his first two NFL seasons with the Broncos.
- Ranked third on the Broncos with 72 tackles (55 solo) and tied for the team lead with three forced fumbles in 15 regular-season games played (14 starts) in 2013.
- Contributed in two games for the Broncos as a rookie in 2012, while also competing on the club's practice squad.

- Recorded 268 tackles (142 solo), seven interceptions (110 yds.), 23 passes defended, three forced fumbles and four fumble recoveries in 47 games at San Jose State University.
- Scored three defensive touchdowns during his college career (2 INT, 1 FR), while becoming the first Spartan to collect three first-team All-Western Athletic Conference honors.
- Younger brother of Oakland linebacker Carl Ihenacho, who played three games for the Raiders in 2012 and was a teammate of Duke at SJSU from 2007-09.
- Entered the NFL with Denver as a college free agent on May 3, 2012.

**CAREER TRANSACTIONS:** Signed by Denver as a college free agent 5/3/12; Waived by Denver 8/31/12; Signed by Denver (practice squad) 9/1/12; Signed by Denver (active roster) 9/29/12; Waived by Denver 10/11/12; Signed by Denver (practice squad) 10/13/12; Signed by Denver (active roster) 10/30/12; Waived by Denver 11/13/12; Signed by Denver (practice squad) 11/15/12.



**2013:** Ihenacho opened 14-of-15 regular-season games played in 2013, ranking third on the team and second among defensive backs with 72 tackles, while adding seven pass breakups... Tied for the team lead with three forced fumbles and recovered a team-best two fumbles... Started all three postseason games and finished with 15 tackles... Made his first career start and led the team with 12 tackles (11 solo), including one for a loss and added his first three career pass breakups vs. Bal. (9/5)... Recovered his first career fumble and broke up a pair of passes at Dal. (10/6)... Ranked second on the team with five tackles in Denver's AFC Championship Game vs. N.E. (1/19).

**2012:** Ihenacho, who entered the NFL with Denver as a college free agent on May 3, spent four weeks on the Broncos' active roster as a rookie, seeing action in two games and recording one special-teams tackle... Spent the remainder of the 2012 campaign on the club's practice squad.

**COLLEGE:** Ihenacho totaled 268 tackles (142 solo), seven interceptions (110 yds.), 23 passes defended, three forced fumbles and four fumble recoveries in his 47-game career at San Jose State University... Scored three defensive touchdowns, with two coming off interceptions and one resulting from a fumble recovery... Became the first Spartan to earn first-team All-Western Athletic Conference honors three times... Recorded 73 tackles his senior year to rank third on the team... Named to the preseason Jim Thorpe Award Watch List in 2009 and went on to return an interception for a touchdown in back-to-back games as one of only two players in the country to accomplish that feat... Tallied the Spartans' only blocked punt as a freshman as the youngest player on the squad.

**PERSONAL:** Ihenacho attended Serra High School in Gardena, Calif., where he played just two seasons of prep football... Made 73 tackles on defense along with 17 receptions for 335 yards (19.7 avg.) and a touchdown on offense as a senior... Majored in business marketing at San Jose State... His older brother, Carl, played at San Diego State from 2007-09, and appeared in three games for the Oakland Raiders in 2012... Last name is pronounced EE-ah-NAH-cho... Duke Ihenacho was born on June 16, 1989, in Torrance, Calif.

#### IHENACHO'S REGULAR SEASON RECORD

Year	Club	G	S	UT	A	TT	S-Yds.	I-Yds.	PD	FF	FR	TD-Int.	TD-FR	S	Pts.
2012	Denver	2	0	0	0	0	0-0	0-0	0	0	0	0	0	0	0
2013	Denver	15	14	55	17	72	0-0	0-0	7	2	2	0	0	0	0
<b>CAREER TOTALS</b>		<b>17</b>	<b>14</b>	<b>55</b>	<b>17</b>	<b>72</b>	<b>0-0</b>	<b>0-0</b>	<b>7</b>	<b>2</b>	<b>2</b>	<b>0</b>	<b>0</b>	<b>0</b>	<b>0</b>

**ADDITIONAL STATISTICS:** Special teams tackles — 2012 (1), 2013 (2), TOTAL (3).

#### IHENACHO'S POSTSEASON RECORD

Year	Club	G	S	UT	A	TT	S-Yds.	I-Yds.	PD	FF	FR	TD-Int.	TD-FR	S	Pts.
2013	Denver	3	3	10	5	15	0-0	0-0	0	0	0	0	0	0	0
<b>CAREER TOTALS</b>		<b>3</b>	<b>3</b>	<b>10</b>	<b>5</b>	<b>15</b>	<b>0-0</b>	<b>0-0</b>	<b>0</b>	<b>0</b>	<b>0</b>	<b>0</b>	<b>0</b>	<b>0</b>	<b>0</b>

#### DUKE IHENACHO'S CAREER GAME-BY-GAME

(Victories asterisked)

2012 DENVER (13-3)			TACKLES							
Date	Opponent	P/S	UT	A	TT	S-Yds.	I-Yds.	PD	FF	FR
Games 1-3			PRACTICE SQUAD							
Sep 30	vs. Oakland*	P	0	0	0	0-0	0-0	0	0	0
Oct 7	at New England		INACTIVE							
Oct 15	at San Diego*		PRACTICE SQUAD							
Oct 28	vs. New Orleans*		PRACTICE SQUAD							
Nov 4	at Cincinnati*	P	0	0	0	0-0	0-0	0	0	0
Nov 11	at New England		INACTIVE							
Games 10-16			PRACTICE SQUAD							
Regular Season Totals		2/0	0	0	0	0-0	0-0	0	0	0
Jan 12	vs. Baltimore†		PRACTICE SQUAD							
Postseason Totals		0/0	0	0	0	0-0	0-0	0	0	0

†AFC Divisional Playoff Game

2013 DENVER (13-3)			TACKLES								
Date	Opponent	P/S	UT	A	TT	S-Yds.	I-Yds.	PD	FF	FR	
Sep 5	vs. Baltimore*	S	11	1	12	0-0	0-0	1	0	0	
Sep 15	at N.Y. Giants*	S	5	1	6	0-0	0-0	1	0	0	
Sep 23	vs. Oakland*	S	0	1	1	0-0	0-0	1	0	0	
Sep 29	vs. Philadelphia*	S	9	0	9	0-0	0-0	0	0	0	
Oct 6	at Dallas*	S	3	1	4	0-0	0-0	2	0	1	
Oct 13	vs. Jacksonville*	S	6	0	6	0-0	0-0	0	1	0	
Oct 20	at Indianapolis	S	6	4	10	0-0	0-0	0	1	1	
Oct 27	vs. Washington*	S	3	0	3	0-0	0-0	1	0	0	
Nov 10	at San Diego*	INACTIVE									
Nov 17	vs. Kansas City*	S	3	0	3	0-0	0-0	0	0	0	
Nov 24	at New England	S	4	6	10	0-0	0-0	0	1	0	
Dec 1	at Kansas City*	S	1	0	1	0-0	0-0	0	0	0	
Dec 8	vs. Tennessee*	S	1	0	1	0-0	0-0	0	0	0	
Dec 12	vs. San Diego	P	2	0	2	0-0	0-0	0	0	0	
Dec 22	at Houston*	S	1	2	3	0-0	0-0	0	0	0	
Dec 29	at Oakland*	S	0	1	1	0-0	0-0	1	0	0	
Regular Season Totals			15/14	55	17	72	0-0	0-0	7	3	2
Jan 12	vs. San Diego*†	S	1	0	1	0-0	0-0	0	0	0	
Jan 19	vs. New England*#	S	4	1	5	0-0	0-0	0	0	0	
Feb 2	vs. Seattle\$	S	5	4	9	0-0	0-0	0	0	0	
Postseason Totals			3/3	10	5	15	0-0	0-0	0	0	0

\*AFC Divisional Playoff Game; #AFC Championship Game; \$Super Bowl XLVIII



## NATE IRVING

### 56

**LINEBACKER**

**6-1 • 245 • 4TH YR. • NORTH CAROLINA STATE**

**BORN:** July 12, 1988, in Teachey, N.C.

**HIGH SCHOOL:** Wallace-Rose Hill High School, Teachey, N.C.

**ACQUIRED:** Draft #3 (67th overall), 2011

**NFL YEAR:** 4th • **YEAR WITH BRONCOS:** 4th

**NFL GAMES PLAYED/STARTED:** 46/3 • **POSTSEASON GP/GS:** 6/3



### IRVING AT A GLANCE:

- A fourth-year linebacker who played 46-of-48 possible regular-season games through his first three NFL seasons, totaling 37 defensive tackles and 20 special-teams stops.
- Appeared in 15 regular-season games (3 starts) in 2013 and contributed 34 defensive stops (23 solo) in addition to opening all three playoff contests and tallying eight solo tackles.
- Tied for the team lead with 10 special-teams tackles in addition to blocking a punt for the Broncos in 2012.
- Totaled four special-teams stops for Denver in the regular season in 2011, adding his first career defensive stop in the Broncos' AFC Divisional Playoff Game at New England (1/14/12).
- Saw action in 34 games (26 starts) at North Carolina State University, totaling 233 tackles (136 solo), 8.5 sacks (56 yds.), 39.5 tackles for a loss, four interceptions (83 yds.), six forced fumbles and three fumble recoveries for the Wolfpack.
- Named a first-team All-America selection by Scout.com as a senior in 2010 and was an All-Atlantic Coast Conference performer after leading N.C. State with 97 tackles (51 solo), including 20.5 tackles for a loss (77 yds.) and 6.5 sacks (41 yds.).
- Presented with the ACC's prestigious Piccolo Award (most courageous player) following his senior season after returning from missing the entire 2009 campaign recovering from multiple injuries sustained in a car crash.
- Selected by the Broncos in the third round (67th overall) of the 2011 NFL Draft.

**CAREER TRANSACTIONS:** Signed by Denver as a draft choice 7/29/11.



**2013:** Irving played 15 games (3 starts) in the regular season and set a career high with 34 total tackles (23 solo) and one sack (8 yds.) to go with one pass defended and six special-teams stops... Started all three playoff contests, finishing with eight tackles and one pass breakup... Tied for the team lead with a career-best eight tackles vs. Oak. (9/23)... Recorded his first career sack at Oak. (12/29)... Made his first career postseason start and tallied three tackles in Denver's AFC Divisional Playoff Game vs. S.D. (1/12).

**2012:** Irving played 15 regular-season games and tied for the team lead with 10 special-teams tackles while



breaking into the linebacker rotation with 36 total snaps on defense (3 TT, 1 PD)... Blocked his first career punt vs. S.D. (11/18).

**2011:** Selected by Denver in the third round (67th overall) of the 2011 NFL Draft, Irving played all 16 regular-season games as a rookie, totaling four special-teams tackles, and saw action in both playoff contests while contributing one defensive stop.

**COLLEGE:** Irving competed in 34 games (26 starts) at North Carolina State University and totaled 233 tackles (136 solo), 8.5 sacks (56 yds.), 39.5 tackles for a loss, four interceptions (83 yds.), six forced fumbles and three fumble recoveries... Named a first-team All-America selection by Scout.com as a senior in 2010 and was an All-Atlantic Coast Conference selection after leading the Wolfpack with 97 tackles (51 solo), including 20.5 tackles for a loss (77 yds.) and 6.5 sacks (41 yds.)... Presented with the prestigious Piccolo Award (most courageous player) following his senior season after returning from missing the entire 2009 campaign recovering from multiple injuries sustained in a car crash... Set an NCAA record with eight tackles for a loss in a win vs. Wake Forest (11/13/10).

**PERSONAL :** Irving attended Wallace-Rose Hill High School in Teachey, N.C., where he played tight end and rush end/linebacker as a senior, totaling 110 tackles, three sacks, one interception and six forced fumbles to go along with 12 all-purpose touchdowns... Invited to play in the North Carolina Shrine Bowl and was selected as a first-team All-Super Six Conference choice... Graduated from North Carolina State with a degree in program management (minor in zoology)... Nate Irving was born on July 12, 1988, in Teachey, N.C.

### IRVING'S REGULAR SEASON RECORD

Year	Club	G	S	UT	A	TT	S-Yds.	I-Yds.	PD	FF	FR	TD-Int.	TD-FR	S	Pts.
2011	Denver	16	0	0	0	0	0-0	0-0	0	0	0	0	0	0	0
2012	Denver	15	0	1	2	3	0-0	0-0	1	0	0	0	0	0	0
2013	Denver	15	3	23	11	34	1-8	0-0	1	0	0	0	0	0	0
<b>CAREER TOTALS</b>		<b>46</b>	<b>3</b>	<b>24</b>	<b>13</b>	<b>37</b>	<b>1-8</b>	<b>0-0</b>	<b>2</b>	<b>0</b>	<b>0</b>	<b>0</b>	<b>0</b>	<b>0</b>	<b>0</b>

**ADDITIONAL STATISTICS:** Special teams tackles — 2011 (4), 2012 (10), 2013 (6), TOTAL (20).

### IRVING'S POSTSEASON RECORD

Year	Club	G	S	UT	A	TT	S-Yds.	I-Yds.	PD	FF	FR	TD-Int.	TD-FR	S	Pts.
2011	Denver	2	0	1	0	1	0-0	0-0	0	0	0	0	0	0	0
2012	Denver	1	0	0	0	0	0-0	0-0	0	0	0	0	0	0	0
2013	Denver	3	3	8	0	8	0-0	0-0	1	0	0	0	0	0	0
<b>CAREER TOTALS</b>		<b>6</b>	<b>3</b>	<b>9</b>	<b>0</b>	<b>9</b>	<b>0-0</b>	<b>0-0</b>	<b>1</b>	<b>0</b>	<b>0</b>	<b>0</b>	<b>0</b>	<b>0</b>	<b>0</b>

### IRVING'S SINGLE GAME HIGHS

(Postseason in parentheses)

**Tackles** — 8 vs. Oakland, 9/23/13 (3 vs. San Diego, 1/12/14). **Sacks** — 1 at Oakland, 12/29/13 (none). **Passes defended** — 1, twice, last vs. Jacksonville 10/13/13 (1 vs. Seattle, 2/2/14).

### NATE IRVING'S CAREER GAME-BY-GAME

(Victories asterisked)

2011 DENVER (8-8)		TACKLES									
Date	Opponent	P/S	UT	A	TT	S-Yds.	I-Yds	PD	FF	FR	
DID NOT RECORD ANY DEFENSIVE STATISTICS IN THE REGULAR SEASON											
Regular Season Totals		16/0	0	0	0	0-0	0-0	0	0	0	
Jan 8	vs. Pittsburgh*§	P	1	0	1	0-0	0-0	0	0	0	
Jan 14	at New England†	P	1	0	1	0-0	0-0	0	0	0	
Postseason Totals		2/0	1	0	1	0-0	0-0	0	0	0	
§AFC Wild Card Game; †AFC Divisional Playoff Game											
2012 DENVER (13-3)		TACKLES									
Date	Opponent	P/S	UT	A	TT	S-Yds.	I-Yds	PD	FF	FR	
Sep 9	vs. Pittsburgh*	P	0	0	0	0-0	0-0	0	0	0	
Sep 17	at Atlanta	P	0	0	0	0-0	0-0	0	0	0	
Sep 23	vs. Houston	P	0	0	0	0-0	0-0	0	0	0	
Sep 30	vs. Oakland*				INACTIVE						
Oct 7	at New England	P	0	0	0	0-0	0-0	0	0	0	
Oct 15	at San Diego*	P	1	1	2	0-0	0-0	0	0	0	
Oct 28	vs. New Orleans*	P	0	0	0	0-0	0-0	1	0	0	
Nov 4	at Cincinnati*	P	0	0	0	0-0	0-0	0	0	0	
Nov 11	at Carolina*	P	0	1	1	0-0	0-0	0	0	0	
Nov 18	vs. San Diego*	P	0	0	0	0-0	0-0	0	0	0	
Nov 25	at Kansas City*	P	0	0	0	0-0	0-0	0	0	0	
Dec 2	vs. Tampa Bay*	P	0	0	0	0-0	0-0	0	0	0	
Dec 6	at Oakland*	P	0	0	0	0-0	0-0	0	0	0	
Dec 16	at Baltimore*	P	0	0	0	0-0	0-0	0	0	0	
Dec 23	vs. Cleveland*	P	0	0	0	0-0	0-0	0	0	0	
Dec 30	vs. Kansas City*	P	0	0	0	0-0	0-0	0	0	0	
Regular Season Totals		15/0	1	2	3	0-0	0-0	1	0	0	
Jan 12	vs. Baltimore†	P	0	0	0	0-0	0-0	0	0	0	
Postseason Totals		1/0	0	0	0	0-0	0-0	0	0	0	

2013 DENVER (13-3)

TACKLES

Date	Opponent	P/S	UT	A	TT	S-Yds.	I-Yds	PD	FF	FR
Sep 5	vs. Baltimore*	P	3	1	4	0-0	0-0	0	0	0
Sep 15	at N.Y. Giants*	S	1	1	2	0-0	0-0	0	0	0
Sep 23	vs. Oakland*	P	5	3	8	0-0	0-0	0	0	0
Sep 29	vs. Philadelphia*	S	2	1	3	0-0	0-0	0	0	0
Oct 6	at Dallas*	P	1	0	1	0-0	0-0	0	0	0
Oct 13	vs. Jacksonville*	S	3	1	4	0-0	0-0	1	0	0
Oct 20	at Indianapolis	P	1	1	2	0-0	0-0	0	0	0
Oct 27	vs. Washington*	P	0	1	1	0-0	0-0	0	0	0
Nov 10	at San Diego*	P	1	0	1	0-0	0-0	0	0	0
Nov 17	vs. Kansas City*	INACTIVE								
Nov 24	at New England*	P	0	1	1	0-0	0-0	0	0	0
Dec 1	at Kansas City*	P	0	0	0	0-0	0-0	0	0	0
Dec 8	vs. Tennessee*	P	0	0	0	0-0	0-0	0	0	0
Dec 12	vs. San Diego	P	0	0	0	0-0	0-0	0	0	0
Dec 22	at Houston*	P	4	1	5	0-0	0-0	0	0	0
Dec 29	at Oakland*	S	2	0	2	1-8	0-0	0	0	0
<b>Regular Season Totals</b>		<b>15/3</b>	<b>23</b>	<b>11</b>	<b>34</b>	<b>1-8</b>	<b>0-0</b>	<b>1</b>	<b>0</b>	<b>0</b>
Jan 12	vs. San Diego*†	S	3	0	3	0-0	0-0	0	0	0
Jan 19	vs. New England*‡	S	2	0	2	0-0	0-0	0	0	0
Feb 2	vs. Seattle§	S	3	0	3	0-0	0-0	1	0	0
<b>Postseason Totals</b>		<b>3/3</b>	<b>8</b>	<b>0</b>	<b>8</b>	<b>0-0</b>	<b>0-0</b>	<b>1</b>	<b>0</b>	<b>0</b>

†AFC Divisional Playoff Game; ‡AFC Championship Game; §Super Bowl XLVIII



# MALIK JACKSON

97

## DEFENSIVE END

6-5 • 293 • 3RD YR. • TENNESSEE

BORN: Jan. 11, 1990, in Northridge, Calif.

HIGH SCHOOL: Birmingham High School, Van Nuys, Calif.

ACQUIRED: Drafted #5 (137th overall), 2012

NFL YEAR: 3rd • YEAR WITH BRONCOS: 3rd

NFL GAMES PLAYED/STARTED: 30/5 • POSTSEASON GP/GS: 4/3



### JACKSON AT A GLANCE:

- A third-year defensive lineman who appeared in 30 regular-season games (5 starts) and four playoff contests (3 starts) during his first two NFL seasons with Denver.
- Led the Broncos with 11 tackles for a loss and 15 quarterback hits in 2013 while starting 5-of-16 games played during the regular season.
- Played 14 games as a rookie in 2012, seeing action in more than 100 snaps on defense and contributing five tackles.
- Spent two seasons each at the University of Tennessee (2010-11) and the University of Southern California (2008-09) and played 46 games (24 starts) while collecting 136 tackles (67 solo), 13 sacks (71 yds.), four forced fumbles and one fumble recovery.
- Started 24-of-25 games played for the Volunteers in two seasons, earning first-team All-Southeastern Conference honors following his senior season and second-team all-conference recognition at the conclusion of his junior campaign.
- Appeared in 21 games in two years as a reserve defensive end for Southern California before transferring to Tennessee in 2010.
- Selected by the Broncos in the fifth round (137th overall) of the 2012 NFL Draft.

**CAREER TRANSACTIONS:** Signed by Denver as a draft choice 5/19/12.



**2013:** Jackson played all 16 regular-season games (5 starts) and led the team's defensive linemen with 42 tackles... Ranked second on the team with six sacks (43 yds.) and led the club with 11 tackles for a loss and 15 quarterback hits... Added four pass breakups and one forced fumble... Opened all three postseason games for the Broncos, totaling eight tackles (7 solo), one sack (5 yds.) and two passes defended... Recorded his first NFL sack, splitting a QB takedown with Wesley Woodyard vs. Oak. (9/23)... Registered his first full sack and finished with two quarterback hits at Dal. (10/6)... Sandwiched a pair of sacks around a tackle for a loss to force a three-and-out in the third quarter and finished second on the team with a career-best seven tackles vs. Jac. (10/13)... Made his first NFL start and forced his first career fumble while adding two solo tackles at K.C. (12/1)... Made his first postseason start and finished with three tackles, including a 5-yard sack of Philip Rivers, in Denver's AFC Divisional Playoff Game vs. S.D. (1/12).

**2012:** Jackson was selected by Denver in the fifth round (137th overall) of the 2012 NFL Draft, Jackson played 14 games as a rookie and totaled five tackles while seeing action in 113 snaps along the defensive line... Made his NFL postseason debut in Denver's AFC Divisional Playoff Game vs. Bal. (1/12).

**COLLEGE:** Jackson played 46 games (24 starts) at the University of Tennessee (2010-11) and the University of Southern California (2008-09), totaling 136 tackles (67 solo), 13 sacks (71 yds.), four forced fumbles and one fumble recovery... Opened 24-of-25 games played for the Volunteers in two seasons, earning first-team All-Southeastern Conference honors as a senior and second-team all-conference recognition as a junior... Led the Volunteers in sacks (2.5), quarterback hurries (10) and tackles for a loss (11) during his senior campaign... Contributed as a reserve defensive lineman for USC, seeing action in 21 games and combining for 22 tackles (15 solo), 5.5 sacks (30 yds.) and two forced fumbles.

**PERSONAL:** Jackson tallied 103 tackles and 14.5 sacks as a senior at Birmingham High School in Van Nuys, Calif., and earned All-L.A. City and All-West Valley League co-Defensive MVP honors... Helped lead Birmingham to the 2006 L.A. City title with 10.5 sacks as a junior in 2006... Jackson's twin brother, Marquis, was an all-conference defensive end for Texas Southern University from 2010-11... Malik Jackson was born on Jan. 11, 1990, in Northridge, Calif.

### JACKSON'S REGULAR SEASON RECORD

Year	Club	G	S	UT	A	TT	S-Yds.	I-Yds.	PD	FF	FR	TD-Int.	TD-FR	S	Pts.
2012	Denver	14	0	3	2	5	0-0	0-0	0	0	0	0	0	0	0
2013	Denver	16	5	30	12	42	6-43	0-0	4	1	0	0	0	0	0
<b>CAREER TOTALS</b>		<b>30</b>	<b>5</b>	<b>33</b>	<b>14</b>	<b>47</b>	<b>6-43</b>	<b>0-0</b>	<b>4</b>	<b>1</b>	<b>0</b>	<b>0</b>	<b>0</b>	<b>0</b>	<b>0</b>

### JACKSON'S POSTSEASON RECORD

Year	Club	G	S	UT	A	TT	S-Yds.	I-Yds.	PD	FF	FR	TD-Int.	TD-FR	S	Pts.
2012	Denver	1	0	0	0	0	0-0	0-0	0	0	0	0	0	0	0
2013	Denver	3	3	7	1	8	1-5	0-0	2	0	0	0	0	0	0
<b>CAREER TOTALS</b>		<b>4</b>	<b>3</b>	<b>7</b>	<b>1</b>	<b>8</b>	<b>1-5</b>	<b>0-0</b>	<b>2</b>	<b>0</b>	<b>0</b>	<b>0</b>	<b>0</b>	<b>0</b>	<b>0</b>

### JACKSON'S SINGLE GAME HIGHS

(Postseason in parentheses)

**Tackles** — 7 vs. Jacksonville, 10/13/13 (5 vs. Seattle, 2/2/14). **Sacks** — 2 vs. Jacksonville, 10/13/13 (1 vs. San Diego, 1/12/14). **Sack yards** — 12 vs. Jacksonville, 10/13/13 (5 vs. San Diego, 1/12/14). **Pass breakups** — 2 vs. Kansas City, 11/18/13 (1, twice, last vs. Seattle, 2/2/14).

### MALIK JACKSON'S CAREER GAME-BY-GAME

(Victories asterisked)

2012 DENVER (13-3)		TACKLES													
Date	Opponent	P/S	UT	A	TT	S-Yds.	I-Yds.	PD	FF	FR					
Sep 9	vs. Pittsburgh*										INACTIVE				
Sep 17	at Atlanta	P	0	0	0	0-0	0-0	0	0	0					
Sep 23	vs. Houston	P	1	0	1	0-0	0-0	0	0	0					
Sep 30	vs. Oakland*	P	0	0	0	0-0	0-0	0	0	0					
Oct 7	at New England	P	1	0	1	0-0	0-0	0	0	0					
Oct 15	at San Diego*										DID NOT PLAY				
Oct 28	vs. New Orleans*	P	0	0	0	0-0	0-0	0	0	0					
Nov 4	at Cincinnati*	P	0	0	0	0-0	0-0	0	0	0					
Nov 11	at Carolina*	P	1	0	1	0-0	0-0	0	0	0					
Nov 18	vs. San Diego*	P	0	0	0	0-0	0-0	0	0	0					
Nov 25	at Kansas City*	P	0	0	0	0-0	0-0	0	0	0					
Dec 2	vs. Tampa Bay	P	0	0	0	0-0	0-0	0	0	0					
Dec 6	at Oakland*	P	0	0	0	0-0	0-0	0	0	0					
Dec 16	at Baltimore*	P	0	0	0	0-0	0-0	0	0	0					
Dec 23	vs. Cleveland*	P	0	1	1	0-0	0-0	0	0	0					
Dec 30	vs. Kansas City*	P	0	1	1	0-0	0-0	0	0	0					
<b>Regular Season Totals</b>		<b>14/0</b>	<b>3</b>	<b>2</b>	<b>5</b>	<b>0-0</b>	<b>0-0</b>	<b>0</b>	<b>0</b>	<b>0</b>					
Jan 12	vs. Baltimore†	P	0	1	1	0-0	0-0	0	0	0					
<b>Postseason Totals</b>		<b>1/0</b>	<b>0</b>	<b>1</b>	<b>1</b>	<b>0-0</b>	<b>0-0</b>	<b>0</b>	<b>0</b>	<b>0</b>					

†AFC Divisional Playoff Game

### DID YOU KNOW?

The Broncos are 71-12 (.855) when holding the lead entering the fourth quarter during the last 10 seasons (since 2004). When leading entering the fourth quarter, Denver was 6-0 in 2004, 12-1 in 2005, 6-3 in 2006, 6-1 in 2007, 6-1 in 2008, 6-2 in 2009, 2-2 in 2010, 3-1 in 2011, 12-0 in 2012 and 12-1 in 2013.

2013 DENVER (13-3)		TACKLES								
Date	Opponent	P/S	UT	A	TT	S-Yds.	I-Yds.	PD	FF	FR
Sep 5	vs. Baltimore*	P	0	1	1	0-0	0-0	0	0	0
Sep 15	at N.Y. Giants*	P	2	0	2	0-0	0-0	0	0	0
Sep 23	vs. Oakland*	P	0	1	1	.5-5.5	0	0	0	0
Sep 29	vs. Philadelphia*	P	0	0	0	0-0	0-0	0	0	0
Oct 6	at Dallas*	P	1	1	2	1-7	0-0	0	0	0
Oct 13	vs. Jacksonville*	P	5	2	7	2-12	0-0	1	0	0
Oct 20	at Indianapolis	P	1	2	3	0-0	0-0	1	0	0
Oct 27	vs. Washington*	P	0	1	1	0-0	0-0	0	0	0
Nov 10	at San Diego*	P	2	1	3	0-0	0-0	0	0	0
Nov 17	vs. Kansas City*	P	1	2	3	.5-3.5	0	2	0	0
Nov 24	at New England	P	1	0	1	0-0	0-0	0	0	0
Dec 1	at Kansas City*	S	2	0	2	0-0	0-0	0	1	0
Dec 8	vs. Tennessee*	S	4	0	4	1-7	0-0	0	0	0
Dec 12	vs. San Diego	S	3	0	3	0-0	0-0	0	0	0
Dec 22	at Houston*	S	4	1	5	0-0	0-0	0	0	0
Dec 29	at Oakland*	S	4	0	4	1-8	0-0	0	0	0
Regular Season Totals		16/5	30	12	42	6-43	0-0	4	1	0
Jan 12	vs. San Diego*†	S	3	0	3	1-5	0-0	0	0	0
Jan 19	vs. New England*‡	S	0	0	0	0-0	0-0	1	0	0
Feb 2	vs. Seattle§	S	4	1	5	0-0	0-0	1	0	0
Postseason Totals		3/3	7	1	8	1-5	0-0	2	0	0
†AFC Divisional Playoff Game; ‡AFC Championship Game; §Super Bowl XLVIII										

†AFC Divisional Playoff Game; #AFC Championship Game; \$Super Bowl XLVIII



## STEVEN JOHNSON

53

**LINEBACKER**

**6-1 • 237 • 3RD YR. • KANSAS**

**BORN:** March 28, 1988, in Wallingford, Pa.

**HIGH SCHOOL:** Strath Haven High School, Wallingford, Pa.

**ACQUIRED:** College Free Agent, 2012

**NFL YEAR:** 3rd • **YEAR WITH BRONCOS:** 3rd

**NFL GAMES PLAYED/STARTED:** 27/0 • **POSTSEASON GP/GS:** 4/0

### JOHNSON AT A GLANCE:

- A third-year linebacker who played 27 regular-season games and made 17 special-teams stops in his first two NFL seasons with Denver.
- Tied for second on the team with seven special-teams tackles and blocked a punt that he returned for a touchdown in 2013.
- Totaled 10 special-teams stops in 2011 to become just the third rookie since at least 1994 (LB Wesley Woodyard, 2008; S Darcel McBath, 2009) to lead the Broncos in that category.
- Finished his four-year career at the University of Kansas with 229 tackles, 6.5 tackles for a loss and two sacks.
- Led the Big 12 Conference and ranked 21st in the nation with 124 tackles as a senior captain for the Jayhawks in 2011.
- Entered the NFL with Denver as a college free agent on May 3, 2012.

**CAREER TRANSACTIONS:** Signed by Denver as a college free agent 5/3/12.



**2013:** Johnson played all 16 regular-season games for the first time in his career, making one defensive stop and tying for second on the team with seven special-teams tackles... Appeared in all three postseason contests for the Broncos... Tied for the team lead and set a career high with three special-teams tackles at NYG (9/15)... Blocked a punt and returned it 17 yards for a touchdown and added a special-teams tackle vs. Phi. (9/29)... Made his first career defensive tackle vs. K.C. (11/17), stopping Jamaal Charles for no gain on 3rd-and-goal from the Denver 1-yard line and forcing the Chiefs to settle for a field goal.

**2012:** Johnson, who entered the NFL with the Broncos as a college free agent on May 3, played 11 regular-season games and tied for the team lead with 10 special-teams tackles in addition to seeing a handful of snaps on defense... Became just the third Broncos rookie since at least 1994 to lead the team in special-teams stops... Matched a career high with two special-teams tackles and forced a special teams fumble at Bal. (12/16)... Saw action in Denver's AFC Divisional Playoff Game vs. Bal. (1/12) and contributed a special-teams tackle.

**COLLEGE:** Johnson finished his four-year career at the University of Kansas with 229 tackles, 6.5 tackles for a loss and two sacks... Led the Jayhawks in tackles each of his final two seasons... Led the Big 12 Conference and ranked 21st in the country in tackles with 124 stops his senior season, while serving as a team captain... Tallied

95 tackles as a junior, including 4.5 for a loss and two sacks... Played in 10 games as a sophomore, recording nine stops on defense and contributing on special teams.

**PERSONAL:** Johnson earned all-state honors at Strath Haven High School in Wallingford, Pa., after leading the state in tackles (123) as a senior while also seeing time at running back... Named Defensive MVP and earned all-county honors as a senior... Competed in basketball and track for three years in high school... Majored in economics at Kansas, with a business minor... Steven Johnson was born on March 28, 1988, in Wallingford, Pa.

### JOHNSON'S REGULAR SEASON RECORD

Year	Club	G	S	UT	A	TT	S-Yds.	I-Yds.	PD	FF	FR	TD-Int.	TD-FR	S	Pts.
2012	Denver	11	0	0	0	0	0-0	0-0	0	0	0	0	0	0	0
2013	Denver	16	0	1	0	1	0-0	0-0	0	0	0	0	0	0	0
<b>CAREER TOTALS</b>		<b>27</b>	<b>0</b>	<b>1</b>	<b>0</b>	<b>1</b>	<b>0-0</b>	<b>0-0</b>	<b>0</b>	<b>0</b>	<b>0</b>	<b>0</b>	<b>0</b>	<b>0</b>	<b>0</b>

**ADDITIONAL STATISTICS:** Special teams tackles — 2012 (10), 2013 (7), TOTAL (17). Special teams forced fumbles — 2012 (1), TOTAL (1). Blocked a punt and returned it 17 yards for a touchdown vs. Philadelphia 9/29/13.

### JOHNSON'S POSTSEASON RECORD

Year	Club	G	S	UT	A	TT	S-Yds.	I-Yds.	PD	FF	FR	TD-Int.	TD-FR	S	Pts.
2012	Denver	1	0	0	0	0	0-0	0-0	0	0	0	0	0	0	0
2013	Denver	3	0	0	0	0	0-0	0-0	0	0	0	0	0	0	0
<b>CAREER TOTALS</b>		<b>4</b>	<b>0</b>	<b>0</b>	<b>0</b>	<b>0</b>	<b>0-0</b>	<b>0-0</b>	<b>0</b>	<b>0</b>	<b>0</b>	<b>0</b>	<b>0</b>	<b>0</b>	<b>0</b>

**ADDITIONAL STATISTICS:** Special teams tackles — 2012 (1), TOTAL (1).

### JOHNSON'S SINGLE GAME HIGHS

(Postseason in parentheses)

**Tackles** — 1 vs. Kansas City, 11/17/13 (none). **Special-teams tackles** — 3 at N.Y. Giants, 9/15/13 (1 vs. Baltimore, 1/12/13).

### STEVEN JOHNSON'S CAREER GAME-BY-GAME

(Victories asterisked)

2012 DENVER (13-3) TACKLES															
Date	Opponent	P/S	UT	A	TT	S-Yds.	I-Yds.	PD	FF	FR					
Sep 9	vs. Pittsburgh*				INACTIVE										
Sep 17	at Atlanta	P	0	0	0	0-0	0-0	0	0	0					
Sep 23	vs. Houston				INACTIVE										
Sep 30	vs. Oakland*	P	0	0	0	0-0	0-0	0	0	0					
Oct 7	at New England				INACTIVE										
Oct 15	at San Diego*				INACTIVE										
Oct 28	vs. New Orleans*				INACTIVE										
Nov 4	at Cincinnati*	P	0	0	0	0-0	0-0	0	0	0					
Nov 11	at Carolina*	P	0	0	0	0-0	0-0	0	0	0					
Nov 18	vs. San Diego*	P	0	0	0	0-0	0-0	0	0	0					
Nov 25	at Kansas City*	P	0	0	0	0-0	0-0	0	0	0					
Dec 2	vs. Tampa Bay*	P	0	0	0	0-0	0-0	0	0	0					
Dec 6	at Oakland*	P	0	0	0	0-0	0-0	0	0	0					
Dec 16	at Baltimore*	P	0	0	0	0-0	0-0	0	0	0					
Dec 23	vs. Cleveland*	P	0	0	0	0-0	0-0	0	0	0					
Dec 30	vs. Kansas City*	P	0	0	0	0-0	0-0	0	0	0					
<b>Regular Season Totals</b>		<b>11/0</b>	<b>0</b>	<b>0</b>	<b>0</b>	<b>0-0</b>	<b>0-0</b>	<b>0</b>	<b>0</b>	<b>0</b>					
Jan 12	vs. Baltimore†	P	0	0	0	0-0	0-0	0	0	0					
<b>Postseason Totals</b>		<b>1/0</b>	<b>0</b>	<b>0</b>	<b>0</b>	<b>0-0</b>	<b>0-0</b>	<b>0</b>	<b>0</b>	<b>0</b>					

†AFC Divisional Playoff Game

2013 DENVER (13-3) TACKLES															
Date	Opponent	P/S	UT	A	TT	S-Yds.	I-Yds.	PD	FF	FR					
Sep 5	vs. Baltimore*	P	0	0	0	0-0	0-0	0	0	0					
Sep 15	at N.Y. Giants*	P	0	0	0	0-0	0-0	0	0	0					
Sep 23	vs. Oakland*	P	0	0	0	0-0	0-0	0	0	0					
Sep 29	vs. Philadelphia*	P	0	0	0	0-0	0-0	0	0	0					
Oct 6	at Dallas*	P	0	0	0	0-0	0-0	0	0	0					
Oct 13	vs. Jacksonville*	P	0	0	0	0-0	0-0	0	0	0					
Oct 20	at Indianapolis	P	0	0	0	0-0	0-0	0	0	0					
Oct 27	vs. Washington*	P	0	0	0	0-0	0-0	0	0	0					
Nov 10	at San Diego*	P	0	0	0	0-0	0-0	0	0	0					
Nov 17	vs. Kansas City*	P	1	0	1	0-0	0-0	0	0	0					
Nov 24	at New England	P	0	0	0	0-0	0-0	0	0	0					
Dec 1	at Kansas City*	P	0	0	0	0-0	0-0	0	0	0					
Dec 8	vs. Tennessee*	P	0	0	0	0-0	0-0	0	0	0					
Dec 12	vs. San Diego	P	0	0	0	0-0	0-0	0	0	0					
Dec 22	at Houston*	P	0	0	0	0-0	0-0	0	0	0					
Dec 29	at Oakland*	P	0	0	0	0-0	0-0	0	0	0					
<b>Regular Season Totals</b>		<b>16/0</b>	<b>1</b>	<b>0</b>	<b>1</b>	<b>0-0</b>	<b>0-0</b>	<b>0</b>	<b>0</b>	<b>0</b>					
Jan 12	vs. San Diego*†	P	0	0	0	0-0	0-0	0	0	0					
Jan 19	vs. New England*‡	P	0	0	0	0-0	0-0	0	0	0					
Feb 2	vs. Seattle§	P	0	0	0	0-0	0-0	0	0	0					
<b>Postseason Totals</b>		<b>3/0</b>	<b>0</b>	<b>0</b>	<b>0</b>	<b>0-0</b>	<b>0-0</b>	<b>0</b>	<b>0</b>	<b>0</b>					

†AFC Divisional Playoff Game; ‡AFC Championship Game; §Super Bowl XLVIII



## WINSTON JUSTICE

77

### OFFENSIVE TACKLE

6-6 • 317 • 9TH YR. • USC

**BORN:** Sept. 14, 1984, in Long Beach, Calif.

**HIGH SCHOOL:** Long Beach Poly High School, Long Beach, Calif.

**ACQUIRED:** Unrestricted Free Agent (Indianapolis), 2013

**NFL YEAR:** 9th • **YEAR WITH BRONCOS:** 2nd

**NFL GAMES PLAYED/STARTED:** 63/43 • **POSTSEASON GP/GS:** 7/3



### JUSTICE AT A GLANCE:

- A ninth-year offensive tackle who played 63 regular-season games (43 starts) and seven postseason contests (3 starts) during his first eight NFL seasons with Philadelphia (2007-11), Indianapolis (2012) and Denver (2013).
- Named to *USA Today's* All-Joe Team in 2009 after starting all 16 games for the Eagles.
- Opened 12 regular-season games and one playoff contest for Indianapolis in 2012.
- Earned all-conference honors as a right tackle at USC, where he started during the school's 2003 national championship season.
- Signed by the Broncos as an unrestricted free agent (Indianapolis) on Sept. 18, 2013.
- Drafted in the second round (39th overall) of the 2006 NFL Draft by Philadelphia.

**CAREER TRANSACTIONS:** Signed by Philadelphia as a draft choice 7/17/06; Traded from Philadelphia to Indianapolis 3/14/12; Signed by Denver 9/18/13.



**2013:** Justice saw action in four games for the Broncos in 2013 after being signed by the club on Sept. 18... Made his Broncos debut vs. Ten. (12/8)... Appeared in one postseason contest.

**2012:** Justice opened all 12 regular-season games he played for Indianapolis after being acquired from Philadelphia in a trade... Started at right tackle in the club's AFC Wild Card Playoff Game at Bal. (1/6).

**2011:** Justice played six games (1 start) for Philadelphia, helping block for running back LeSean McCoy, who finished fourth in the NFL with 1,309 rushing yards... Helped the offensive line tie for fourth in the NFL with just 32 sacks allowed.

**2010:** Justice started all 13 games he played, helping the Eagles rank fifth in rushing (145.3 ypg).

**2009:** Justice started all 16 games and earned a selection to *USA Today's* All-Joe Team... Part of an Eagles offense that set a then-franchise record with 429 points... Started the team's NFL Wild Card Playoff Game at Dal. (1/9).

**2008:** Justice appeared in five games for Philadelphia, helping the offense rank sixth in the NFL with 244.4 passing yards per game.

**2007:** Justice played seven games (1 start) for the Eagles... Played his first NFL game at G.B. (9/9)... Made his first career start at NYG (9/30).

**2006:** Selected by Philadelphia in the second round (39th overall) of the 2006 NFL Draft, Justice was inactive for all 16 regular-season games and both playoff contests as a rookie.

**COLLEGE:** Justice blocked for a pair of Heisman Trophy winners in Carson Palmer and Reggie Bush during his career at USC while also protecting the blindside of left-handed quarterback Matt Leinart during the Trojans' national championship season in 2003... Earned freshman All-America honors in 2002 after becoming USC's first true freshman to start on the offensive line since 1996.

**PERSONAL:** Justice earned All-America honors at Long Beach (Calif.) Poly High School... Helped his school to a 39-1-1 record and earned three CIF Division I titles... Registered 38 pancake blocks as a senior... Made missionary visits to Uganda and Haiti... Took part in the NFL Business Management and Entrepreneurial workshop at Wharton School of Business during the 2009 offseason... Participated in the 2010 NFL Broadcasting Boot Camp... Winston Fredrick Justice was born on Sept. 14, 1984, in Long Beach, Calif.

### JUSTICE'S REGULAR SEASON RECORD

Year	Club	G	S
2006	Philadelphia	0	0
2007	Philadelphia	7	1
2008	Philadelphia	5	0
2009	Philadelphia	16	16
2010	Philadelphia	13	13
2011	Philadelphia	6	1
2012	Indianapolis	12	12
2013	Denver	4	0
<b>CAREER TOTALS</b>		<b>63</b>	<b>43</b>



## JUSTICE'S POSTSEASON RECORD

Year	Club	G	S
2008	Philadelphia	3	0
2009	Philadelphia	1	1
2010	Philadelphia	1	1
2012	Indianapolis	1	1
2013	Denver	1	0
<b>CAREER TOTALS</b>		<b>7</b>	<b>3</b>



## TERRANCE KNIGHTON

98

### DEFENSIVE TACKLE

**6-3 • 331 • 6TH YR. • TEMPLE**

**BORN:** July 4, 1986, in Hartford, Conn.

**HIGH SCHOOL:** Milford Academy, New Berlin, N.Y.

**ACQUIRED:** Unrestricted Free Agent (Jacksonville), 2013

**NFL YEAR:** 6th • **YEAR WITH BRONCOS:** 2nd

**NFL GAMES PLAYED/STARTED:** 77/65 • **POSTSEASON GP/GS:** 3/3



### KNIGHTON AT A GLANCE:

- A sixth-year defensive tackle who started 65-of-77 career games during his first five NFL seasons with Jacksonville (2009-12) and Denver (2013) and totaled 293 tackles (169 solo), 10.5 sacks (66 yds.), two interceptions (-1 yds.), 10 passes defended, three forced fumbles and one fumble recovery.
- Started every game for the Broncos in his first season with the club in 2013 and totaled 31 tackles (18 solo), three sacks (18 yds.), one interception (2 yds.) and one fumble recovery.
- Tallied 59 quarterback pressures in his first four seasons for the Jaguars, including 57 pressures during the last three seasons to rank second on the team during that span.
- Played under Broncos Defensive Coordinator Jack Del Rio in Jacksonville from 2009-11, starting all 45 games he appeared in for the former Jaguars head coach.
- Became the first defensive lineman in Jaguars history to start all 16 games as a rookie.
- Played 46 games (34 starts) at Temple University and totaled 26 career tackles for a loss as a three-year starter for the Owls.
- Joined the Broncos as an unrestricted free agent (Jacksonville) on March 14, 2013.
- Selected by Jacksonville in the third round (72nd overall) of the 2009 NFL Draft.

**CAREER TRANSACTIONS:** Signed by Jacksonville as a draft choice 7/31/09; Signed by Denver as an unrestricted free agent 3/14/13.



**2013:** Knighton started all 16 regular-season games in his first season with the Broncos, finishing with 31 tackles (18 solo), three sacks (18 yds.), one interception (2 yds.), five tackles for a loss, seven quarterback hits, one pass defended and one fumble recovery... Opened all three playoff games, totaling 12 tackles (10 solo) and one sack (10 yds.)... Made a pair of tackles, including one sack and a team-high three QB hits vs. Was. (10/27)... Registered a sack for his third consecutive game, dropping Philip Rivers for a 3-yard loss at S.D. (11/10)... Recovered his first career fumble and returned it 13 yards at N.E. (11/25)... Made his second career interception on a pass deflected by Von Miller vs. Ten. (12/8)... Posted three tackles and one QB hit in his postseason debut in Denver's AFC Divisional Playoff Game vs. S.D. (1/12)... Tied for third on the team with four tackles, including two for a loss and one fourth-down sack of quarterback Tom Brady in Denver's AFC Championship Game vs. N.E. (1/19)... Made five tackles, including one for a loss, in Super Bowl XLVIII vs. Sea. (2/2).

**2012:** Knighton played all 16 games (5 starts) for the third time in his career and totaled 61 tackles (31 solo), two sacks (12 yds.), three passes defended and two forced fumbles... Ranked second on the Jaguars with 17 quarterback pressures.

**2011:** Knighton started all 13 games played and tallied 61 tackles (38 solo) and one pass defended while ranking third on the club with 17 quarterback pressures... Missed Games 9-11 with an ankle injury... Totaled 10 tackles (4 solo) at NYJ (9/18) to represent the third double-digit output of his career.

**2010:** Knighton opened all 16 games for the second consecutive season to begin his career and recorded a career-high 85 tackles (53 solo), four sacks (27 yds.), one interception (-3 yds.) and four passes defended... Ranked third on the club with 23 quarterback pressures and tied for fifth among AFC defensive tackles with his four sacks... Notched a career-best 11 tackles (9 solo) vs. Ten. (10/18)... Posted his first career interception at Dal. (10/31).

**2009:** Selected by Jacksonville in the third round (72nd overall) of the 2009 NFL Draft, Knighton became the

first defensive lineman in team history to start every game as a rookie... Recorded 53 tackles (29 solo), 1.5 sacks (9 yds.), one pass defensed and one forced fumble... Played every defensive snap and added four tackles in his NFL debut at Ind. (9/13).

**COLLEGE:** Knighton started three seasons at Temple University and totaled 184 tackles (105 solo), seven sacks, 26 tackles for a loss, three forced fumbles, six fumble recoveries and four blocked kicks in 46 games played (34 starts)... Accumulated at least 50 tackles in each of his final three seasons for the Owls, earning the team's defensive MVP honor as a junior and serving as a team captain his senior season.

**PERSONAL:** Knighton attended Windsor (Conn.) High School, where he was a two-year letterman at defensive end and tight end... Earned all-state honors in football as a junior and was named an All-CCC West League selection on the hardwood... Spent the 2004 season at Milford Academy in New Berlin, N.Y.... Terrance Knighton was born on July 4, 1986, in Hartford, Conn.

### KNIGHTON'S REGULAR SEASON RECORD

Year	Club	G	S	UT	A	TT	S-Yds.	I-Yds.	PD	FF	FR	TD-Int.	TD-FR	S	Pts.
2009	Jacksonville	16	16	29	24	53	1.5-9	0-0	1	1	0	0	0	0	0
2010	Jacksonville	16	16	53	34	87	4-27	1--3	4	0	0	0	0	0	0
2011	Jacksonville	13	13	38	23	61	0-0	0-0	1	0	0	0	0	0	0
2012	Jacksonville	16	4	31	30	61	2-12	0-0	3	2	0	0	0	0	0
2013	Denver	16	16	18	13	31	3-18	1-2	1	0	1	0	0	0	0
<b>CAREER TOTALS</b>		<b>77</b>	<b>65</b>	<b>169</b>	<b>124</b>	<b>293</b>	<b>10.5-66</b>	<b>2--1</b>	<b>10</b>	<b>3</b>	<b>1</b>	<b>0</b>	<b>0</b>	<b>0</b>	<b>0</b>

### KNIGHTON'S POSTSEASON RECORD

Year	Club	G	S	UT	A	TT	S-Yds.	I-Yds.	PD	FF	FR	TD-Int.	TD-FR	S	Pts.
2013	Denver	3	3	10	2	12	1-10	0-0	0	0	0	0	0	0	0
<b>CAREER TOTALS</b>		<b>3</b>	<b>3</b>	<b>10</b>	<b>2</b>	<b>12</b>	<b>1-10</b>	<b>0-0</b>	<b>0</b>	<b>0</b>	<b>0</b>	<b>0</b>	<b>0</b>	<b>0</b>	<b>0</b>

### KNIGHTON'S SINGLE-GAME HIGHS

(Postseason in parentheses)

**Tackles** — 11 vs. Tennessee, 10/18/10 (5 vs. Seattle, 2/2/14). **Sacks** — 1.5 vs. Philadelphia, 9/26/10 (1 vs. New England, 1/19/14). **Sack yards** — 21.5 vs. Philadelphia, 9/26/10 (10 vs. New England, 1/19/14). **Interceptions** — 1, twice, last vs. Tennessee, 12/8/13 (none). **Interception return yards** — 2 vs. Tennessee, 12/8/13 (none).

### TERRANCE KNIGHTON'S CAREER GAME-BY-GAME

(Victories asterisked)

2009 JACKSONVILLE (7-9)												TACKLES			
Date	Opponent	P/S	UT	A	TT	S-Yds.	I-Yds.	PD	FF	FR					
Sep 13	at Indianapolis	S	2	2	4	0-0	0-0	0	0	0					
Sep 20	vs. Arizona	S	0	0	0	0-0	0-0	0	0	0					
Sep 27	at Houston*	S	3	1	4	0-0	0-0	0	0	0					
Oct 4	vs. Tennessee*	S	1	0	1	0-0	0-0	0	0	0					
Oct 11	at Seattle	S	2	2	4	0-0	0-0	0	0	0					
Oct 18	vs. St. Louis*	S	0	0	0	0-0	0-0	0	0	0					
Nov 1	at Tennessee	S	7	3	10	0-0	0-0	0	0	0					
Nov 8	vs. Kansas City*	S	1	2	3	0.5-4	0-0	0	0	0					
Nov 15	at N.Y. Jets*	S	0	3	3	0-0	0-0	0	0	0					
Nov 22	vs. Buffalo*	S	2	0	2	0-0	0-0	0	1	0					
Nov 29	at San Francisco	S	1	2	3	0-0	0-0	0	0	0					
Dec 6	vs. Houston*	S	1	0	1	0-0	0-0	0	0	0					
Dec 13	vs. Miami	S	2	2	4	1-5	0-0	1	0	0					
Dec 17	vs. Indianapolis	S	2	3	5	0-0	0-0	0	0	0					
Dec 27	at New England	S	0	2	2	0-0	0-0	0	0	0					
Jan 3	at Cleveland	S	5	2	7	0-0	0-0	0	0	0					
<b>Regular Season Totals</b>			<b>16/16</b>	<b>29</b>	<b>24</b>	<b>53</b>	<b>1.5-9</b>	<b>0-0</b>	<b>1</b>	<b>1</b>	<b>0</b>				

2010 JACKSONVILLE (8-8)												TACKLES			
Date	Opponent	P/S	UT	A	TT	S-Yds.	I-Yds.	PD	FF	FR					
Sep 12	vs. Denver*	S	3	2	5	0.5-3.5	0-0	0	0	0					
Sep 19	at San Diego	S	1	1	2	0-0	0-0	0	0	0					
Sep 26	vs. Philadelphia	S	5	2	7	1.5-12.5	0-0	1	0	0					
Oct 3	vs. Indianapolis*	S	2	2	4	0-0	0-0	0	0	0					
Oct 10	at Buffalo*	S	4	2	6	1-5	0-0	0	0	0					
Oct 18	vs. Tennessee	S	9	2	11	0-0	0-0	1	0	0					
Oct 24	at Kansas City	S	5	2	7	0-0	0-0	0	0	0					
Oct 31	at Dallas*	S	1	1	2	0.5-3	1--3	1	0	0					
Nov 14	vs. Houston*	S	4	1	5	0-0	0-0	0	0	0					
Nov 21	vs. Cleveland*	S	6	3	9	0.5-3	0-0	0	0	0					
Nov 28	at N.Y. Giants	S	4	3	7	0-0	0-0	0	0	0					
Dec 5	at Tennessee*	S	1	1	2	0-0	0-0	0	0	0					
Dec 12	vs. Oakland*	S	3	5	8	0-0	0-0	0	0	0					
Dec 19	at Indianapolis	S	3	3	6	0-0	0-0	0	0	0					
Dec 26	vs. Washington	S	1	1	2	0-0	0-0	1	0	0					
Jan 2	at Houston	S	1	1	2	0-0	0-0	0	0	0					
<b>Regular Season Totals</b>			<b>16/16</b>	<b>53</b>	<b>34</b>	<b>87</b>	<b>4-27</b>	<b>1--3</b>	<b>4</b>	<b>0</b>	<b>0</b>				

2011 JACKSONVILLE (5-11)			TACKLES								
Date	Opponent	P/S	UT	A	TT	S-Yds.	I-Yds.	PD	FF	FR	
Sep 11	vs. Tennessee*	S	1	1	2	0-0	0-0	0	0	0	
Sep 18	at N.Y. Jets	S	4	6	10	0-0	0-0	0	0	0	
Sep 25	at Carolina	S	6	1	7	0-0	0-0	1	0	0	
Oct 2	vs. New Orleans	S	5	0	5	0-0	0-0	0	0	0	
Oct 9	vs. Cincinnati	S	4	3	7	0-0	0-0	0	0	0	
Oct 16	at Pittsburgh	S	0	2	2	0-0	0-0	0	0	0	
Oct 24	vs. Baltimore*	S	2	1	3	0-0	0-0	0	0	0	
Oct 30	at Houston	S	3	4	7	0-0	0-0	0	0	0	
Games 9-11											
Dec 5	vs. San Diego	S	2	0	2	0-0	0-0	0	0	0	
Dec 11	vs. Tampa Bay*	S	2	1	3	0-0	0-0	0	0	0	
Dec 15	at Atlanta	S	3	3	6	0-0	0-0	0	0	0	
Dec 24	at Tennessee	S	2	0	2	0-0	0-0	0	0	0	
Jan 1	vs. Indianapolis	S	4	1	5	0-0	0-0	0	0	0	
Regular Season Totals			13/13	38	23	61	0-0	0-0	1	0	0
2012 JACKSONVILLE (2-14)			TACKLES								
Date	Opponent	P/S	UT	A	TT	S-Yds.	I-Yds.	PD	FF	FR	
Sep 9	at Minnesota	S	5	1	6	1-4	0-0	0	1	0	
Sep 16	vs. Houston	S	1	4	5	0-0	0-0	0	0	0	
Sep 23	at Indianapolis*	S	0	2	2	0-0	0-0	0	0	0	
Sep 30	vs. Cincinnati	S	2	3	5	0-0	0-0	0	0	0	
Oct 7	vs. Chicago	P	2	1	3	0-0	0-0	0	0	0	
Oct 21	at Oakland	S	3	1	4	1-8	0-0	0	1	0	
Oct 28	at Green Bay	P	4	3	7	0-0	0-0	0	0	0	
Nov 4	vs. Detroit	P	2	1	3	0-0	0-0	1	0	0	
Nov 8	vs. Indianapolis	P	0	2	2	0-0	0-0	0	0	0	
Nov 18	at Houston	P	2	2	4	0-0	0-0	1	0	0	
Nov 25	vs. Tennessee*	P	1	1	2	0-0	0-0	0	0	0	
Dec 2	at Buffalo	P	2	2	4	0-0	0-0	0	0	0	
Dec 9	vs. N.Y. Jets	P	3	3	6	0-0	0-0	0	0	0	
Dec 16	at Miami	P	1	0	1	0-0	0-0	0	0	0	
Dec 23	vs. New England	P	0	4	4	0-0	0-0	0	0	0	
Dec 30	at Tennessee	P	3	0	3	0-0	0-0	1	0	0	
Regular Season Totals			16/5	31	30	61	2-12	0-0	3	2	0
2013 DENVER (13-3)			TACKLES								
Date	Opponent	P/S	UT	A	TT	S-Yds.	I-Yds.	PD	FF	FR	
Sep 5	vs. Baltimore*	S	1	1	2	0-0	0-0	0	0	0	
Sep 15	at N.Y. Giants*	S	1	2	3	0-0	0-0	0	0	0	
Sep 23	vs. Oakland*	S	0	1	1	0-0	0-0	0	0	0	
Sep 29	vs. Philadelphia*	S	0	1	1	0-0	0-0	0	0	0	
Oct 6	at Dallas*	S	0	0	0	0-0	0-0	0	0	0	
Oct 13	vs. Jacksonville*	S	0	1	1	0-0	0-0	0	0	0	
Oct 20	at Indianapolis	S	1	1	2	1-7	0-0	0	0	0	
Oct 27	vs. Washington*	S	2	0	2	1-8	0-0	0	0	0	
Nov 10	at San Diego*	S	2	0	2	1-3	0-0	0	0	0	
Nov 17	vs. Kansas City*	S	0	2	2	0-0	0-0	0	0	0	
Nov 24	at New England	S	3	1	4	0-0	0-0	0	0	1	
Dec 1	at Kansas City*	S	2	0	2	0-0	0-0	0	0	0	
Dec 8	vs. Tennessee*	S	0	0	0	0-0	1-2	1	0	0	
Dec 12	vs. San Diego	S	4	1	5	0-0	0-0	0	0	0	
Dec 22	at Houston*	S	2	1	3	0-0	0-0	0	0	0	
Dec 29	at Oakland*	S	0	1	1	0-0	0-0	0	0	0	
Regular Season Totals			16/16	18	13	31	3-18	1-2	1	0	1
Jan 12	vs. San Diego*†	S	2	1	3	0-0	0-0	0	0	0	
Jan 19	vs. New England*‡	S	4	0	4	1-10	0-0	0	0	0	
Feb 2	vs. Seattle§	S	4	1	5	0-0	0-0	0	0	0	
Postseason Totals			3/3	10	2	12	0-0	0-0	0	0	0

†AFC Divisional Playoff Game; ‡AFC Championship Game; §Super Bowl XLVIII

†AFC Divisional Playoff Game; ‡AFC Championship Game; §Super Bowl XLVIII

### DID YOU KNOW?

The Broncos own the NFL's best record through the first month of the season during the last 19 years with a 48-22 (.686) mark in those games since 1995.



## JAMESON KONZ

82

TIGHT END



6-3 • 234 • 3RD YR. • KENT STATE

**BORN:** July 2, 1986, in Uniontown, Ohio

**HIGH SCHOOL:** Lake High School, Uniontown, Ohio

**ACQUIRED:** Free Agent, 2014

**NFL YEAR:** 3rd • **YEAR WITH BRONCOS:** 1st

**NFL GAMES PLAYED/STARTED:** 1/0

### KONZ AT A GLANCE:

- A third-year tight end who began his career with Seattle (2010-11) and went on to compete on practice squads with the Seahawks and Cowboys in 2013.
- Played defensive end for the Seahawks in 2011, seeing action in one game and contributing one special-teams stop.
- Spent his 2010 rookie season with Seattle on injured reserve after suffering a hip injury during training camp.
- Appeared in 48 career games at Kent State University, competing at linebacker during his first three seasons before switching to wide receiver for his final collegiate campaign.
- Totaled 90 tackles and two sacks on defense for the Golden Flashes in addition to 23 receptions for 310 yards (13.5 avg.) with two touchdowns on offense.
- Joined the Broncos as a free agent on Jan. 22, 2014.
- Selected by Seattle in the seventh round (245th overall) of the 2010 NFL Draft.

**CAREER TRANSACTIONS:** Signed by Seattle as a draft choice 6/9/10; Placed on injured reserve (hip) by Seattle 8/4/10; Waived by Seattle 9/3/11; Signed by Seattle (practice squad) 9/4/11; Signed by Seattle (active roster) 10/4/11; Placed on injured reserve (knee) by Seattle 10/17/11; Waived by Seattle 9/7/12; Signed by Seattle 7/30/13; Waived by Seattle 8/26/13; Signed by Seattle (practice squad) 9/5/13; Waived by Seattle 10/1/13; Signed by Dallas (practice squad) 12/4/13; Signed by Denver to a future contract 1/22/14.



**2013:** Konz spent time on practice squads with Seattle and Dallas after competing with the Seahawks during the preseason.

**2012:** Konz spent the season out of football after being waived by Seattle at the end of training camp.

**2011:** Konz converted to defensive end and saw action in one game for the Seahawks before missing the rest of the season due to a knee injury... Made his NFL debut at NYG (10/9) before being placed on injured reserve on Oct. 17.

**2010:** Selected by Seattle in the seventh round (245th overall) of the 2010 NFL Draft, Konz hurt his hip in training camp and was placed on injured reserve by the Seahawks on Aug. 4.

**COLLEGE:** Konz competed in 48 career games at Kent State University... Spent his first three seasons at linebacker and totaled 90 tackles and two sacks for the Golden Flashes... Switched to wide receiver for his senior campaign and turned in 23 catches for 310 yards (13.5 avg.) with two touchdowns.


**PERSONAL:** Konz attended Lake High School in Uniontown, Ohio, where he was an honorable mention All-Federal League and All-Northeast Inland District selection as a senior... Last name is pronounced CONS... Jameson Konz was born on July 2, 1986 in Uniontown, Ohio.

### KONZ'S REGULAR SEASON RECORD

Year	Club	G	S	No.	RECEIVING				TD	TDr	SCORING			
					Yds.	Avg.	LG	TD			TDpt	TDrt	2pt	Pts.
2010	Seattle													
2011	Seattle	1	0	0	0	0.0	—	0	0	0	0	0	0	0
2013	Sea./Dal.													
<b>CAREER TOTALS</b>		<b>1</b>	<b>0</b>	<b>0</b>	<b>0</b>	<b>0.0</b>	<b>—</b>	<b>0</b>	<b>0</b>	<b>0</b>	<b>0</b>	<b>0</b>	<b>0</b>	<b>0</b>

Year	Club	G	S	TACKLES				S-Yds.	I-Yds.	PD	FF	FR	TD-Int.	TD-FR	S	Pts.
				UT	A	TT										
2011	Seattle	1	0	0	0	0		0-0	0-0	0	0	0	0	0	0	0
<b>CAREER TOTALS</b>		<b>1</b>	<b>0</b>	<b>0</b>	<b>0</b>	<b>0</b>		<b>0-0</b>	<b>0-0</b>	<b>0</b>	<b>0</b>	<b>0</b>	<b>0</b>	<b>0</b>	<b>0</b>	<b>0</b>

**ADDITIONAL STATISTICS:** Special teams tackles — 2011 (1), TOTAL (1).



# PEYTON MANNING

18

QUARTERBACK

6-5 • 230 • 17TH YR. • TENNESSEE

BORN: March 24, 1976, in New Orleans

HIGH SCHOOL: Isidore Newman High School, New Orleans

ACQUIRED: Free Agent, 2012

NFL YEAR: 17th • YEAR WITH BRONCOS: 3rd

NFL GAMES PLAYED/STARTED: 240/240 • POSTSEASON GP/GS: 23/23



## MANNING AT A GLANCE:

• A 17th-year quarterback and the NFL's only five-time Most Valuable Player whose 13 Pro Bowl selections are the most in league history at his position (tied for third among all players).

• Enters the 2014 season ranked second in NFL history in touchdown passes (491), passing yards (64,964), completions (5,532) and pass attempts (8,452).

• Leads the NFL in wins (26), touchdown passes (92) and completion percentage (68.4) in his two seasons with the Broncos after spending his first 14 years with the Indianapolis Colts.

• Named MVP by the Associated Press for the fifth time in his career in 2013 after setting league single-season records for passing yards (5,477) and touchdown passes (55) while directing the highest-scoring offense (606 pts.) in NFL history.

• Totaled the second-most overall wins (167) by a quarterback in NFL annals, including a league-record 12 double-digit victory seasons.

• Won three AFC Championships (Indianapolis—2006, '09; Denver—2013), joining Craig Morton and Kurt Warner as the only quarterbacks to lead multiple teams to the Super Bowl.

• Led his teams to the playoffs a league-record 13 times in 15 seasons played, compiling the most passing yards (6,589) in NFL postseason history.

• Owns the most career game-winning drives in the fourth quarter or overtime (50) since the 1970 NFL merger.

• Named NFL Comeback Player of the Year by the Associated Press and finished as the runner-up for MVP following his first season with the Broncos in 2012 in which he led the team to its second consecutive AFC West title and the AFC's No. 1 seed.

• Selected to the NFL's All-Decade Team for the 2000s as chosen by the Pro Football Hall of Fame Selection Committee.

• Voted Super Bowl XLI MVP (2006 season) after leading the Colts to their first World Championship since 1970 in a 29-17 win over the Bears.

• Named AFC Offensive Player of the Week on 26 occasions while being selected as AFC Offensive Player of the Month eight times—both NFL records.

• Posted at least 300 yards in 93 total games (84 reg. season, 9 postseason) and three or more touchdowns in 90 combined games (84 reg. season, 6 postseason), setting all-time NFL marks in both categories.

• Received the Byron "Whizzer" White Humanitarian Award in 2004 in addition to being named the Walter Payton NFL Man of the Year in 2005 and *Sports Illustrated's* Sportsman of the Year in 2013.

• His jersey No. 18 is technically retired by the Broncos, but former quarterback Frank Tripucka gave Manning his blessing to wear the number.

• Started 45-of-48 games at the University of Tennessee and set 33 school records, eight Southeastern Conference marks and two NCAA standards.

• Led the Volunteers to an SEC Championship as a senior in 1997 and finished as the Heisman trophy runner-up and a consensus All-American.

• Joined the Broncos as an unrestricted free agent on March 20, 2012.

• Selected by Indianapolis in the first round (1st overall) of the 1998 NFL Draft.

**CAREER TRANSACTIONS:** Signed by Indianapolis as a draft choice 7/29/98; Released by Indianapolis 3/7/12; Signed by Denver 3/20/12.

## 18's TROPHY CASE

NFL MVP (5) . . . . . 2003-04, '08-09, '13

Super Bowl XLI MVP . . . . . 2006

All-Decade Team . . . . . 2000s

Pro Bowls (13) . . . . . 1999-2000, '02-10, '12-13

Pro Bowl MVP . . . . . 2004

All-Pro (1st Team) (7) . . . . . 2003-05, '08-09, '12-13

All-Pro (2nd Team) (3) . . . . . 1999-2000, '06

Comeback Player of the Year . . . . . 2012

## MANNING NAMED NFL MOST VALUABLE PLAYER FIVE TIMES

### MOST NFL MOST VALUABLE PLAYER AWARDS, NFL HISTORY

Player	MVPs	Years Selected
1. Peyton Manning	5	2003-04, '08-09, '13
2. Brett Favre	3	1995-97
Johnny Unitas	3	1959, '64, '67
Jim Brown	3	1957-58, 1965
5. Tom Brady	2	2007, '10
Kurt Warner	2	1999, 2001
Steve Young	2	1992, '94
Joe Montana	2	1989-90



**2013:** Manning started all 16 games for the Broncos, earning his NFL-record fifth MVP Award, 13th Pro Bowl selection and seventh first-team All-Pro honor after setting league single-season records for touchdown passes (55) and passing yards (5,477)... Directed the highest-scoring offense (606 pts.) in NFL history while completing 450-of-659 passes (63.3%) for 5,466 yards with 55 touchdowns and 10 interceptions (115.1 rtg.)... Opened all three postseason games for Denver and completed 91-of-128 passes (71.1%) for 910 yards with five touchdowns and three interceptions (94.2 rtg.)... Guided the Broncos to their first Super Bowl appearance in 15 years to join Craig Morton and Kurt Warner as the third quarterback in NFL history to win conference championship with multiple teams... Named AFC Offensive Player of the months for September and December... Tied an NFL record with seven touchdown passes in Denver's season-opening win vs. Bal. (9/5) while totaling 462 passing yards—the second highest mark of his career... Set a Broncos franchise record with an 86.5% completion percentage (32-of-37) on *Monday Night Football* vs. Oak. (9/23)... Turned in his 24th career four-touchdown game vs. Phi. (9/29) to set a league record... Passed Pro Football Hall of Fame quarterback Dan Marino for second place on the NFL's all-time passing yardage list after throwing for 414 yards and four touchdowns in a come-from-behind 51-48 win at Dal. (10/6)... Completed 29-of-49 passes for 386 yards with three touchdowns and one interception at Ind. (10/20) in his first career game against his former team... Engineered his 50th career game-winning drive in the fourth quarter or overtime, extending his NFL record in that category, vs. Was. (10/27)... Broke his own Broncos single-season touchdown record after throwing for 403 yards with five touchdowns at K.C. (12/1)... Set franchise records with 39 completions and 59 attempts while throwing for 397 yards and four touchdowns vs. Ten. (12/8) with a frigid temperature of 18 degrees at kickoff... Threw for 400 yards and four touchdowns at Hou. (12/22) to set a new NFL single-season passing touchdown mark... Completed 25-of-28 passes for 266 yards with four touchdowns (145.8 rtg.) at Oak. (12/29) for the second-highest single-game completion percentage (89.3) in league history while finishing the regular season with NFL records in passing yards (5,477) and touchdowns (55)... Completed 25-of-36 passes for 230 yards and two touchdowns with one interception in Denver's Divisional Round win vs. S.D. (1/12)... Earned his third career Super Bowl trip after completing 32-of-43 passes for 400 yards with two touchdowns in the AFC Championship Game vs. N.E. (1/19)... Set a Super Bowl record with a career postseason-best 34 completions in Super Bowl XLVIII vs. Sea. (2/2).

**2012:** Manning started all 16 games in his first season as a Bronco and set franchise single-season records in nearly every major passing category, including completions (400), completion percentage (68.6), passing yards (4,659), touchdown passes (37) and quarterback rating (105.8)... Earned NFL Comeback Player of the Year and first-team All-Pro accolades from the Associated Press in addition to finishing as runner-up for league MVP... Selected to his 12th career Pro Bowl to set an NFL record for quarterbacks... Became the third (and fastest) player to 400 career touchdowns with his 71-yard scoring pass to wide receiver Demaryius Thomas in Denver's season-opening 31-19 win vs. Pit. (9/9)... Passed John Elway for third place in all-time pass attempts at Atl. (9/17)... Threw for 330 yards vs. Hou. (9/23) to mark his 64th career 300-yard game, setting an NFL record... Earned AFC Offensive Player of the Week honors as he led the Broncos back from a 24-point deficit to defeat the Chargers, throwing for 309 yards on 24-of-30 passing with three touchdowns and one interception at S.D. (10/15)... Became the second quarterback (Steve Young, 1998) to throw for 300 yards with three touchdowns in four consecutive games after completing 22-of-30 passes for 305 yards with three touchdowns vs. N.O. (10/28)... Led his 48th career game-winning drive in the fourth quarter or overtime to set an NFL record in Denver's 31-23 win at Cin. (11/4)... Moved into second place all time with his 149th win and secured his 14th season with at least 25 touchdown passes after throwing for two scores at K.C. (11/25)... Passed Marino for second all-time in com-

### MANNING'S RECORD-BREAKING 2013 SEASON

#### PEYTON MANNING'S NFL SINGLE-SEASON STATISTICAL RECORDS SET IN 2013

Category	No.	Old Record
Passing Yards	5,477	5,476 (Drew Brees, 2011)
400-Yard Passing Games	4*	4 (Dan Marino, 1984)
Passing Touchdowns	55	51 (Tom Brady, 2007)
Four-Touchdown Games	9	6 (Manning, 2004 / Dan Marino, 1984)
Most TDs w/o INT to start season	20	17 (Milt Plum, 1960)
Passing First Downs	289	278 (Drew Brees, 2011)
*tied record		



## MANNING SELECTED TO 13 PRO BOWLS

### MOST PRO BOWL SELECTIONS BY A QUARTERBACK, NFL HISTORY

Player	No.	Seasons Selected
1. Peyton Manning	13	1999-2000, '02-10, '12-13
2. Brett Favre	11	1992-93, '95-97, '2001-03, '07-09
3. John Elway	9	1986-89, '91-94, '96-98
Dan Marino	9	1983-87, '91-92, '94-95
Warren Moon	9	1988-95, '97

pletions and became the Broncos single-season franchise leader with his 28th touchdown pass of the season vs. T.B. (12/2)... Completed his 5,000th career pass, finishing 26-of-36 for 310 yards with one touchdown and one interception at Oak. (12/6)... Became the first quarterback in the Super Bowl era to achieve nine 11-win seasons with Denver's 34-17 victory at Bal. (12/16)... Tied Brett Favre with his 72nd game with three-or-more passing touchdowns vs. Cle. (12/23)... Threw three touchdowns in Denver's AFC Divisional Playoff Game vs. Bal. (1/12) to tie Dan Marino for the fourth-most passing touchdowns (32) in playoff annals.

**2011:** Manning was inactive for all 16 regular-season games with a neck injury, ending his NFL-record streak of 208 consecutive starts to begin his career.

**2010:** Manning opened all 16 games for the 13th consecutive season and totaled Colts franchise marks and career highs in attempts (679), completions (450) and passing yards (4,700) while adding 33 touchdowns and 17 interceptions (91.9 rtg.)... Selected to his 11th career Pro Bowl to tie Brett Favre for the NFL record by a quarterback... Led the NFL in both completions and attempts... Set career bests in attempts (57) and completions (40) in the Colts' season opener at Hou. (9/12)... Opened the season with a career-best three consecutive games with at least three touchdowns and no interceptions... Completed 25-of-35 passes (71.4%) for 319 yards with two touchdowns (118.6 rtg.) at Ten. (12/9) to earn AFC Player of the Week honors... Connected on 18-of-26 passes (69.2%) for 225 yards with one touchdown (108.7 rtg.) in Indianapolis' Wild Card Playoff Game vs. NYJ (1/8).

**2009:** Manning won his second consecutive NFL Most Valuable Player award and NFL-record fourth MVP honor overall after opening all 16 games and completing 393-of-571 passes (68.8%) for 4,500 yards with 33 touchdowns and 16 interceptions (99.9 rtg.)... Earned his 10th career Pro Bowl selection and was named first-team All-Pro by the Associated Press for the fifth time... Became the first quarterback in NFL history to throw for 40,000 yards in a decade... Opened three postseason contests and completed 87-of-128 passes (68.0%) for 956 yards with six touchdowns and two interceptions (99.0 rtg.) while leading the Colts to their second Super Bowl in four seasons... Named AFC Offensive Player of the Month for September after passing for 983 yards and seven touchdowns while posting a 117.7 rating.

**2008:** Manning opened all 16 games and was named NFL Most Valuable Player for the third time after completing 371-of-555 passes (66.8%) for 4,002 yards with 27 touchdowns and 12 interceptions (95.0 rtg.) in the regular season... Named to his ninth career Pro Bowl and earned first-team All-Pro accolades from the Associated Press... Selected as AFC Offensive Player of the Week after completing 19-of-28 passes (67.9%) for 271 yards and three touchdowns (134.7 rtg.) in a win vs. Bal. (10/12)... Started Indianapolis' AFC Wild Card Game at S.D. (1/3) and completed 25-of-42 passes (59.5%) for 310 yards with one touchdown (90.4 rtg.).

**2007:** Manning started all 16 games and was named to the eighth Pro Bowl of his career after completing 337-of-515 passes (65.4%) for 4,040 yards with 31 touchdowns and 14 interceptions (98.0 rtg.)... Had a personal-best streak of 190 passes without an interception snapped at Ten. (9/16)... Connected on 20-of-29 passes (69.0%) for 288 yards with four touchdowns and one interception (126.1 rtg.) vs. Jac. (12/2) to earn AFC Player of the Week honors... Opened the Colts' AFC Divisional Playoff Game vs. S.D. (1/13) and completed 33-of-48 passes (68.8%) for 402 yards with three touchdowns and two interceptions (97.7 rtg.).

**2006:** Manning played all 16 regular-season games during Indianapolis' Super Bowl season, completing 362-of-557 passes (65.0%) for 4,397 yards with 31 touchdowns and a career-low nine interceptions (101.0 rtg.)...

## ALL-TIME PRO FOOTBALL PASSING LEADERS

### PASSING YARDS

No.	PLAYER	YARDS
1.	Brett Favre	71,838
2.	Peyton Manning*	64,964
3.	Dan Marino	61,361
4.	John Elway	51,475
5.	Drew Brees*	51,081

### PASS ATTEMPTS

No.	PLAYER	ATT.
1.	Brett Favre	10,169
2.	Peyton Manning*	8,452
3.	Dan Marino	8,358
4.	John Elway	7,250
5.	Warren Moon	6,823

### TOUCHDOWN PASSES

No.	PLAYER	TDs
1.	Brett Favre	508
2.	Peyton Manning*	491
3.	Dan Marino	420
4.	Drew Brees*	363
5.	Tom Brady*	359

### PASS COMPLETIONS

No.	PLAYER	COMP.
1.	Brett Favre	6,300
2.	Peyton Manning*	5,532
3.	Dan Marino	4,967
4.	Drew Brees*	4,481
5.	Tom Brady*	4,178

\* active player

## WHERE MANNING RANKS IN NFL HISTORY

Regular Season	No.	Active Rank	All-Time Rank
Wins (QBs)	167	1	2
Attempts	8,452	1	2
Completions	5,532	1	2
Passing Yards	64,964	1	2
Passing TDs	491	1	2
Passer Rtg. (min. 1,500 att.)	97.0	2	2
300-yard Passing Games	84	1	1
Games with 3+ Passing TDs	84	1	1
Games with 100+ Passer Rtg.	102	1	2
3,000-yard Passing Seasons	15	1	2
4,000-yard Passing Seasons	13	1	1
Seasons with 25+ Passing TDs	15	1	1
Postseason	No.	Active Rank	All-Time Rank
Postseason Berths (QBs)	13	1	1
Wins (QBs)	11	2	6t
Attempts	889	2	2
Completions	572	2	2
Passing Yards	6,589	1	1
Passing TDs	37	2	4
Passer Rtg. (min. 100 att.)	89.2	7	16
300-yard Passing Games	9	1	1
Games with 3+ Passing TDs	6	1	2t
Games with 100+ Passer Rtg.	6	2	7t

Tied a career high with four rushing touchdowns and was named to his seventh Pro Bowl... Completed 97-of-153 passes (63.4%) for 1,034 yards with three touchdowns and seven interceptions (70.5 rtg.) in four postseason contests... Earned AFC Offensive Player of the Week honors after his performances vs. Hou. (9/17), vs. Was. (10/22), vs. Cin. (12/18) and vs. Mia. (12/31)... Named Offensive Player of the Month for October... Directed the Colts to 32 second-half points in the AFC Championship Game vs. N.E. (1/21) to give Indianapolis a 38-34 come-from-behind win against the Patriots... Completed 25-of-38 passes (65.8%) for 247 yards with one touchdown and one interception (81.8 rtg.) in Indianapolis' 29-17 win in Super Bowl XLI vs. Chi. (2/4) to become the first Colts player to earn Super Bowl MVP honors.

**2005:** Manning was named to his sixth career Pro Bowl and earned first-team All-Pro honors from the Associated Press for the third consecutive season after starting all 16 games and completing 305-of-453 passes (67.3%) for 3,747 yards with 28 touchdowns and 10 interceptions (104.1 rtg.)... Named AFC Player of the Week after connecting on 28-of-37 passes (75.7%) for 321 yards with three touchdowns and one interception (117.1 rtg.) at N.E. (11/7)... Opened the Colts' AFC Divisional Playoff Game vs. Pit. (1/15) and completed 22-of-38 passes (57.9%) for 290 yards with one touchdown (90.9 rtg.)... Named the 2005 Walter Payton Man of the Year.

**2004:** Manning earned NFL MVP honors and Associated Press first-team All-Pro accolades for the second consecutive season, opening all 16 contests and completing 336-of-497 passes (67.6%) for 4,557 yards with 49 touchdowns and just 10 interceptions... Set NFL records for single-season touchdowns (49) and quarterback rating (121.1)... Started two playoff games and completed 54-of-75 passes (72.0%) for 696 yards with four touchdowns and two interceptions (107.4 rtg.)... Named AFC Offensive Player of the Week on four occasions, including a six-touchdown performance at Det. (11/25) that also marked an NFL record with his fifth consecutive game with four scoring passes... Earned AFC Offensive Player of the Month honors for November... Totaled the second-highest passing total in NFL postseason history in the Colt's AFC Wild Card Game vs. Den. (1/9) after completing 27-of-33 passes (81.8%) for 458 yards with four touchdowns and one interception (145.7 rtg.).

**2003:** Manning received his first NFL Most Valuable Player honor in addition to being named first-team All-Pro by the Associated Press after starting all 16 regular-season games and completing 379-of-566 passes (67.0%) for 4,267 yards with 29 touchdowns and 10 interceptions... Earned Pro Bowl recognition for the fourth time in his career... Began the season by tossing a career-high six touchdown passes in the opener at N.O. (9/28) and earned AFC Offensive Player of the Week accolades for his effort... Named AFC Offensive Player of the Month for September... Completed 25-of-30 passes (83.3%) for 290 yards and five touchdowns vs. Atl. (12/14) to earn his second conference player of the week honor... Connected on 22-of-26 passes (84.6%) for 377 yards with five touchdowns and his fourth-career perfect passer rating (158.3) in the Colts' AFC Wild Card Game vs. Den. (1/4).

## MANNING ACCUSTOMED TO WINNING

### MOST VICTORIES BY A STARTING QUARTERBACK, ALL-TIME (REGULAR SEASON ONLY)

Player	W-L-T	Pct.
1. Brett Favre	188-114-0	.623
2. <b>Peyton Manning*</b>	<b>167-73-0</b>	<b>.696</b>
3. Tom Brady*	148-43-0	.775
John Elway	148-82-1	.643
5. Dan Marino	147-93-0	.613

\* active player

## MANNING'S 300-YARD PASSING GAMES

### MOST CAREER REGULAR-SEASON GAMES WITH AT LEAST 300 PASSING YARDS, NFL HISTORY

	Player	Team(s)	No.
1.	Peyton Manning	Den./Ind.	84
2.	Drew Brees	N.O./S.D.	78
3.	Dan Marino	Mia.	63
4.	Brett Favre	Min./NYJ/G.B./Atl.	62
5.	Tom Brady	N.E.	59

**2002:** Manning earned his third career Pro Bowl selection, completing 392-of-591 passes (66.3%) for 4,200 yards with 27 touchdowns and 19 interceptions (88.8 rtg.) during the regular season in 16 starts... Opened Indianapolis' AFC Wild Card Game at NYJ (1/4) and completed 14-of-31 passes (45.2%) for 137 yards with two interceptions (31.3 rtg.).

**2001:** Manning started all 16 games and connected on 343-of-547 passes (62.7%) for 4,131 yards with 26 touchdowns and 23 interceptions... Led the AFC and ranked second in the NFL with his 4,131 passing yards... Added four rushing touchdowns, including a career-long 33-yard scoring run at Buf. (11/4).

**2000:** Manning earned his second career Pro Bowl selection and was named second-team All-Pro by the Associated Press after starting all 16 regular-season games and completing 357-of-571 passes (62.5%) for 4,413 yards with 33 touchdowns and 15 interceptions... Ranked first in the NFL in completions and passing yards while tying for the league lead in touchdowns... Joined wide receiver Marvin Harrison and running back Edgerrin James as the first NFL triumvirate to post 4,000-1,000-1,000 numbers in consecutive seasons.

**1999:** Manning earned his first career Pro Bowl honor and was named second-team All-Pro by the Associated Press and AFC Offensive Player of the Year after starting all 16 regular-season games and completing 331-of-533 passes (62.1%) for 4,135 yards with 26 touchdowns and 15 interceptions (90.7 rtg.)... Helped the Colts post a 10-game win improvement from the previous year to mark the best one-season turnaround in NFL history... Completed 19-of-42 passes (45.2%) for 227 yards (60.9 rtg.) in the Colts' AFC Divisional Playoff Game vs. Ten. (1/16).

**1998:** Selected by Indianapolis with the No. 1 overall pick of the 1998 NFL Draft, Manning started all 16 games and set Colts and NFL rookie records for completions (326), attempts (575), yards (3,739) and touchdowns (26)... Passed for at least one touchdown in 15-of-16 games... Named to the PFW/PFWA All-Rookie First Team... Earned AFC Offensive Player of the Week honors after completing 26-of-44 passes (59.1%) for 276 yards with three touchdowns and two interceptions (81.2 rtg.) vs. NYJ (11/15).

**COLLEGE:** Manning was a four-year starter at the University of Tennessee, where he left college with 33 school records, eight Southeastern Conference marks and two NCAA standards... Ended his career with the most wins in SEC history (39-6), including a 26-4 mark as a starter in conference games... Ranked third in NCAA history with 11,201 passing yards and fourth in Division-I annals with 89 touchdowns... Named a consensus All-American and was the Heisman Trophy runner-up as a senior in 1997 after leading the Volunteers to an SEC Championship... Named MVP of the SEC Championship Game after completing 25-of-43 passes (58.1%) for 373 yards with four touchdowns and two interceptions in a 30-29 win over Auburn University... Won the Maxwell Award for college football's player of the year and the Davey O'Brien Award for the nation's top quarterback... Named to the AFCA Good Works Team for community service... Led Tennessee to a 10-2 record and was the MVP of the Volunteers' 48-28 Citrus Bowl win over Northwestern University... Went 11-1 as a sophomore, including a 20-14 Citrus Bowl win against Ohio State University... Named SEC Freshman of the Year in 1994 after starting 8-of-11 games.

**PERSONAL:** Manning attended Isidore Newman High School in New Orleans, where he helped the team to a 34-5 record in three seasons as a starter... Named Gatorade Circle of Champions National Player of the Year and Columbus (Ohio) Touchdown Club National Offensive Player of the Year as a senior... Formed the PeyBack Foundation in 1999 to provide growth and leadership opportunities for disadvantaged youth in Colorado, Indiana, Louisiana and Tennessee... The PeyBack Foundation has provided more than \$10 million of impact to at risk youth through its grants and programs since its inception... Distributed \$1 million in grants to youth based organizations in 2014... Continues to maintain a strong relationship with St. Vincent's Children's Hospital (Indianapolis), which in 2007 was renamed the "Peyton Manning Children's Hospital at St. Vincent"... Serves as a member of the American Red Cross National Celebrity Cabinet and The Pat Summitt Foundation... Started the Peyton Manning Scholarship program at Tennessee that has honored 21 incoming college students in the last 17 years on the basis of academic achievement, leadership and community service... Manning and his wife, Ashley, have 3-year-old twins, a boy and a girl, Marshall Williams and Mosley Thompson... Peyton Williams Manning was born on March 24, 1976, in New Orleans.

## MANNING'S 4,000-YARD PASSING SEASONS

### MOST 4,000-YARD PASSING SEASONS, NFL HISTORY

	Player	No.	Years
1.	Peyton Manning	13	1999-2004, '06-10, '12-13
2.	Drew Brees	8	2006-2013
3.	Tom Brady	6	2005, '07, '09, '11-13
	Brett Favre	6	1995, '98-99, 2004, '07, '09
	Dan Marino	6	1984-86, '88, 1992, '94

## MANNING'S REGULAR SEASON RECORD

PASSING															
Year	Club	G	S	Att.	Comp.	Pct.	Yds.	Yds./Att.	TD	% Int.	% LG	Sack/Yds.	Rtg.		
1998	Indianapolis	16	16	575	326	56.7	3,739	6.5	26	4.5	28	4.9	78t	22/109	71.2
1999	Indianapolis	16	16	533	331	62.1	4,135	7.8	26	4.9	15	2.8	80t	14/116	90.7
2000	Indianapolis	16	16	571	357	62.5	4,413	7.7	33	5.8	15	2.6	78t	20/131	94.7
2001	Indianapolis	16	16	547	343	62.7	4,131	7.6	26	4.8	23	4.2	86t	29/232	84.1
2002	Indianapolis	16	16	591	392	66.3	4,200	7.1	27	4.6	19	3.2	69	23/145	88.8
2003	Indianapolis	16	16	566	379	67.0	4,267	7.5	29	5.1	10	1.8	79t	18/107	99.0
2004	Indianapolis	16	16	497	336	67.6	4,557	9.2	49	9.9	10	2.0	80t	13/101	121.1
2005	Indianapolis	16	16	453	305	67.3	3,747	8.3	28	6.2	10	2.2	80t	17/81	104.1
2006	Indianapolis	16	16	557	362	65.0	4,397	7.9	31	5.6	9	1.6	68t	14/86	101.0
2007	Indianapolis	16	16	515	337	65.4	4,040	7.8	31	6.0	14	2.7	73t	21/124	98.0
2008	Indianapolis	16	16	555	371	66.8	4,002	7.2	27	4.9	12	2.2	75	14/86	95.0
2009	Indianapolis	16	16	571	393	68.8	4,500	7.9	33	5.8	16	2.8	80t	10/74	99.9
2010	Indianapolis	16	16	679	450	66.3	4,700	6.9	33	4.9	17	2.5	73t	16/91	91.9
2011	Indianapolis	0	0	0	0	0.0	0	0.0	0	0	0	—	0/0	0.0	0.0
2012	Denver	16	16	583	400	68.6	4,659	8.0	37	6.3	11	1.9	71t	21/137	105.8
2013	Denver	16	16	659	450	68.3	5,477	8.3	55	8.3	10	1.5	78t	18/120	115.1
CAREER TOTALS		240	240	8,452	5,532	65.5	64,964	7.7	491	5.8	219	2.6	86t	270/1,740	97.2
BRONCOS TOTALS		32	32	1,242	850	68.4	10,136	8.2	92	7.4	21	1.7	78t	39/257	110.8

RUSHING												
Year	Club	Att.	Yds.	Avg.	LG	TD	TD	TDr	TDP	TDr	2pt	Pts.
1998	Indianapolis	15	62	4.1	15	0	0	0	0	0	0	0
1999	Indianapolis	35	73	2.1	13	2	2	2	0	0	0	12
2000	Indianapolis	37	116	3.1	14	1	1	1	0	0	0	6
2001	Indianapolis	35	157	4.5	33t	4	4	4	0	0	0	24
2002	Indianapolis	38	148	3.9	13	2	2	2	0	0	0	12
2003	Indianapolis	28	26	0.9	10	0	0	0	0	0	0	0
2004	Indianapolis	25	38	1.5	19	0	0	0	0	0	0	0
2005	Indianapolis	33	45	1.4	12	0	0	0	0	0	0	0
2006	Indianapolis	23	36	1.6	12	4	4	4	0	0	0	24
2007	Indianapolis	20	-5	-0.3	4	3	3	3	0	0	0	18
2008	Indianapolis	20	21	1.1	12	1	1	1	0	0	0	6
2009	Indianapolis	19	-13	-0.7	3	0	0	0	0	0	0	0
2010	Indianapolis	18	18	1.0	27	0	0	0	0	0	0	0
2011	Indianapolis	0	0	0.0	—	0	0	0	0	0	0	0
2012	Denver	23	6	0.3	10	0	0	0	0	0	0	0
2013	Denver	32	-31	-1.0	1t	1	1	1	0	0	0	6
<b>CAREER TOTALS</b>		<b>401</b>	<b>697</b>	<b>1.7</b>	<b>33t</b>	<b>18</b>	<b>18</b>	<b>18</b>	<b>0</b>	<b>0</b>	<b>0</b>	<b>108</b>
<b>BRONCOS TOTALS</b>		<b>55</b>	<b>-25</b>	<b>-0.5</b>	<b>10</b>	<b>1</b>	<b>1</b>	<b>1</b>	<b>0</b>	<b>0</b>	<b>0</b>	<b>6</b>

**ADDITIONAL STATISTICS:** Receptions — (1–2, 2.0 avg., 2 LG), Fumble recoveries — 1999 (2), 2000 (1), 2001 (3), 2002 (2), 2003 (4), 2004 (3), 2007 (3), 2010 (1), TOTAL (19)

## MANNING'S POSTSEASON RECORD

PASSING															
Year	Club	G	S	Att.	Comp.	Pct.	Yds.	Yds./Att.	TD	%	Int.	%	LG	Sack/Yds.	Rtg.
1999	Indianapolis	1	1	42	19	44.2	227	5.3	0	0.0	0	0.0	33	0/0	60.9
2000	Indianapolis	1	1	32	17	53.1	194	6.1	1	3.1	0	0.0	30	0/0	82.0
2002	Indianapolis	1	1	31	14	45.2	137	4.4	0	0.0	2	6.5	17	1/13	31.3
2003	Indianapolis	3	3	103	67	65.0	918	8.9	9	8.7	4	3.9	87t	5/41	106.4
2004	Indianapolis	2	2	75	54	72.0	696	9.3	4	5.3	2	2.7	49	2/12	107.4
2005	Indianapolis	1	1	38	22	57.9	290	7.6	1	2.6	0	0.0	50t	5/43	90.9
2006	Indianapolis	4	4	153	97	63.4	1,034	6.8	3	2.0	7	4.6	53t	6/41	70.5
2007	Indianapolis	1	1	48	33	68.8	402	8.4	3	6.3	2	4.2	55t	0/0	97.7
2008	Indianapolis	1	1	42	25	59.5	310	7.4	1	2.4	0	0.0	72t	1/8	90.4
2009	Indianapolis	3	3	128	87	68.0	956	7.5	6	4.7	2	1.6	46	4/30	98.9
2010	Indianapolis	1	1	26	18	69.2	225	8.7	1	3.8	0	0.0	57t	1/6	108.7
2012	Denver	1	1	43	28	65.1	290	6.7	3	7.0	2	4.7	32	3/17	88.3
2013	Denver	3	3	128	91	71.1	910	7.1	5	3.9	3	2.3	37	1/1	94.2
CAREER TOTALS		23	23	889	572	64.3	6,589	7.4	37	4.2	24	2.7	87t	29/212	89.2
BRONCOS TOTALS		4	4	171	119	69.6	1,200	7.0	8	4.7	5	2.9	37	4/18	92.7

RUSHING												
Year	Club	Att.	Yds.	Avg.	LG	TD	TD	TDr	TDP	TDr	2pt	Pts.
1999	Indianapolis	3	22	7.3	15t	1	1	1	0	0	0	6
2000	Indianapolis	1	-2	-2.0	-2	0	0	0	0	0	0	0
2002	Indianapolis	1	2	2.0	2	0	0	0	0	0	0	0
2003	Indianapolis	4	3	0.8	3	0	0	0	0	0	0	0
2004	Indianapolis	2	8	4.0	7	1	1	1	0	0	0	6
2005	Indianapolis	0	0	0.0	—	0	0	0	0	0	0	0
2006	Indianapolis	8	3	0.4	7	1	1	1	0	0	0	6
2007	Indianapolis	1	-6	-6.0	-6	0	0	0	0	0	0	0
2008	Indianapolis	1	-1	-1.0	-1	0	0	0	0	0	0	0
2009	Indianapolis	3	-2	-0.7	0	0	0	0	0	0	0	0
2010	Indianapolis	0	0	0.0	—	0	0	0	0	0	0	0
2012	Denver	1	-1	-1.0	-1	0	0	0	0	0	0	0
2012	Denver	3	-2	-1.0	-1	0	0	0	0	0	0	0
<b>CAREER TOTALS</b>		<b>28</b>	<b>24</b>	<b>0.9</b>	<b>15t</b>	<b>3</b>	<b>3</b>	<b>3</b>	<b>0</b>	<b>0</b>	<b>0</b>	<b>18</b>
<b>BRONCOS TOTALS</b>		<b>4</b>	<b>-3</b>	<b>-0.8</b>	<b>0</b>	<b>0</b>	<b>0</b>	<b>0</b>	<b>0</b>	<b>0</b>	<b>0</b>	<b>0</b>

**ADDITIONAL STATISTICS:** Fumble recoveries — 2003 (1), TOTAL (1).

## MANNING'S SINGLE GAME HIGHS

(Postseason in parentheses)

**Pass attempts** — 59 vs. Tennessee, 12/8/13 (49 vs. Seattle, 2/2/14). **Pass completions** — 40 at Houston, 9/12/10 (34 vs. Seattle, 2/2/14). **Passing yards** — 472 at Kansas City, 10/31/04 (458 vs. Denver, 1/9/05). **Completion percentage (min. 10 att.)** — 89.3% (25-28) at Oakland, 12/29/13 (84.6% (22-26) vs. Denver, 1/4/04). **Touchdown passes** — 7 vs. Baltimore, 9/5/13 (5 vs. Denver, 1/4/04). **Longest pass completion** — 86t at New Orleans, 11/18/01 (87t vs. Denver, 1/4/04). **Rushing attempts** — 7 vs. Buffalo, 9/23/01 (3, twice, last at Baltimore, 1/13/07). **Rushing yards** — 44 at Buffalo, 11/4/01 (22 vs. Tennessee, 1/16/00). **Longest rush** — 33t at Buffalo, 11/4/01 (15t vs. Tennessee, 1/16/00). **Rushing touchdowns** — 1, 18 times, last at Dallas, 10/6/13 (1, three times, last vs. New England, 1/21/07).

## MANNING'S 300-YARD PASSING GAMES (93)

\*denotes win (Manning's teams are 62-31, including the postseason, when he records more than 300 passing yards in a game.)

Date	Opponent	Yds.	Date	Opponent	Yds.
9/6/1998	vs. Miami	302	1/13/2008	vs. San Diego <sup>^</sup>	402
9/27/1998	vs. New Orleans	309	9/14/2008	at Minnesota*	311
11/29/1998	at Baltimore	357	11/16/2008	vs. Houston*	320
12/20/1998	at Seattle	335	12/14/2008	vs. Detroit*	318
9/26/1999	at San Diego*	404	12/18/2008	at Jacksonville*	364
10/31/1999	vs. Dallas*	313	1/3/2009	at San Diego <sup>^</sup>	310
9/10/2000	vs. Oakland	367	9/13/2009	vs. Jacksonville*	301
9/25/2000	vs. Jacksonville*	440	9/21/2009	at Miami*	303
10/8/2000	at New England	334	9/27/2009	at Arizona*	379
11/5/2000	at Chicago	302	10/4/2009	vs. Seattle*	353
12/3/2000	at N.Y. Jets	339	10/11/2009	at Tennessee*	309
9/23/2001	vs. Buffalo*	421	11/1/2009	vs. San Francisco*	347
10/21/2001	vs. New England	335	11/8/2009	vs. Houston*	318
11/25/2001	vs. San Francisco	370	11/15/2009	vs. New England*	327
12/2/2001	at Baltimore	310	12/17/2009	at Jacksonville*	308
12/16/2001	vs. Atlanta*	325	1/24/2010	vs. N.Y. Jets* <sup>^</sup>	377
10/21/2002	at Pittsburgh	304	2/7/2010	vs. New Orleans <sup>^</sup>	333
11/3/2002	vs. Tennessee	327	9/12/2010	at Houston	433
11/10/2002	at Philadelphia*	319	9/26/2010	at Denver*	325
12/22/2002	vs. N.Y. Giants	365	10/3/2010	at Jacksonville	352
9/28/2003	at New Orleans*	314	10/17/2010	at Washington*	307
10/6/2003	at Tampa Bay*	386	11/21/2010	at New England	396
11/9/2003	at Jacksonville	347	12/5/2010	vs. Dallas	365
11/16/2003	vs. N.Y. Jets*	401	12/9/2010	at Tennessee*	319
1/4/2004	vs. Denver* <sup>^</sup>	377	9/23/2012	vs. Houston	330
1/11/2004	at Kansas City* <sup>^</sup>	304	9/30/2012	vs. Oakland*	338
9/26/2004	vs. Green Bay*	393	10/7/2012	at New England	337
10/24/2004	vs. Jacksonville	368	10/15/2012	at San Diego*	309
10/31/2004	at Kansas City	472	10/28/2012	vs. New Orleans*	305
11/14/2004	vs. Houston*	320	11/11/2012	at Carolina*	301
12/5/2004	vs. Tennessee*	425	12/6/2012	at Oakland*	310
12/26/2004	vs. San Diego*	383	12/23/2012	vs. Cleveland*	339
1/9/2005	vs. Denver* <sup>^</sup>	458	12/30/2012	vs. Kansas City*	304
11/7/2005	at New England*	321	9/5/2013	vs. Baltimore*	462
11/20/2005	at Cincinnati*	365	9/15/2013	at N.Y. Giants*	307
12/11/2005	at Jacksonville*	324	9/23/2013	vs. Oakland*	374
12/18/2005	vs. San Diego	336	9/29/2013	vs. Philadelphia*	327
9/17/2006	vs. Houston*	400	10/5/2013	at Dallas*	414
10/22/2006	vs. Washington*	342	10/20/2013	at Indianapolis	386
10/29/2006	at Denver*	345	10/27/2013	vs. Washington*	354
11/5/2006	at New England*	326	11/10/2013	at San Diego*	330
12/3/2006	at Tennessee	351	11/17/2013	vs. Kansas City*	323
12/10/2006	at Jacksonville	313	12/1/2013	at Kansas City*	403
1/21/2007	vs. New England* <sup>^</sup>	349	12/8/2013	vs. Tennessee*	397
9/16/2007	at Tennessee*	312	12/22/2013	at Houston*	400
11/11/2007	at San Diego	328	1/19/2013	vs. New England* <sup>^</sup>	400
12/23/2007	vs. Houston*	311			

<sup>^</sup>Playoff Game

**MANNING'S CAREER GAME-WINNING DRIVES IN 4TH QTR. OR OVERTIME (50)**

Regular font denotes game-winning drive; *Italics denotes comeback drive*; **Bold** denotes drives with the Broncos

Date	Opponent	Down/Tied	Won	Game-Winning Play	Time Left	Drive/T.O.P.	Manning Drive Stats
11/15/98	NY Jets	17-23	24-23	14t pass to Marcus Pollard	0:24	15-80/2:40	8-13-93, 1 TD pass
9/26/99	at San Diego	13-19	27-19	12t Manning run	11:41	8-83/2:47	3-6-46 pass; 12t rush
10/17/99	at NY Jets	13-13	16-13	Vanderjagt 27 FG	0:14	10-35/4:18	2-2-12 pass, 1-(-2 rush)
		<i>10-13</i>		<i>Vanderjagt 18 FG</i>	<i>12:06</i>	<i>12-53/4:43</i>	<i>4-8-40 pass</i>
10/31/99	Dallas	21-24	34-24	40t pass to Marvin Harrison	14:55	7-75/3:31	4-7-76, 1 TD pass
11/7/99	Kansas City	16-17	25-17	7t Manning run	10:49	6-54/3:04	2-3-17 pass/2-10 rush, 7t
12/5/99	at Miami	34-34	37-34	Vanderjagt 53 FG	0:00	4-33/3:30	2-2-34 passing
12/19/99	Washington	10-13	24-21	1t pass to Ken Dilger	14:56	7-80/3:11	3-4-40 pass, 1 TD pass
12/26/99	at Cleveland	26-28	29-28	Vanderjagt 21 FG	0:04	11-54/4:08	4-4-23 pass/1-8 rush
		<i>19-28</i>		<i>2t James run</i>	<i>9:54</i>	<i>11-77/5:06</i>	<i>6-7-53 pass/1-9 rush</i>
9/3/00	at Kansas City	14-14	27-14	Vanderjagt 23 FG	13:37	9-27/3:56	3-4-16 pass
10/1/00	at Buffalo	15-16	18-16	Vanderjagt 45 FG	0:00	8-42/1:08	3-5-25 pass/1-2 rush
10/22/00	New England	21-23	30-23	3t James run	2:09	6-66/2:22	2-2-13 pass
		<i>14-23</i>		<i>1t pass to Edgerrin James</i>	<i>6:16</i>	<i>8-65/3:32</i>	<i>6-9-40, 1 TD pass</i>
10/13/02	Baltimore	19-20	22-20	Vanderjagt 38 FG	0:04	11-60/2:18	5-6-49 pass
11/17/02	Dallas	3-3	20-3	Vanderjagt 32 FG	13:06	12-76/6:53	3-3-31 pass/1-(-1) rush
11/24/02	at Denver	20-20	23-20	Vanderjagt 51 FG	9:22 OT	10-35/5:38	2-3-14 pass
		<i>17-20</i>		<i>Vanderjagt 54 FG</i>	<i>0:03</i>	<i>11-44/1:37</i>	<i>3-8-27 pass/2-12 rush</i>
12/15/02	at Cleveland	21-23	28-23	3t Mungro run	6:46	6-86/3:00	2-2-53 pass
		<i>14-23</i>		<i>3t pass to Marvin Harrison</i>	<i>11:30</i>	<i>7-57/2:58</i>	<i>4-6-49, 1 TD pass</i>
12/29/02	vs. Jacksonville	13-13	20-13	11t pass to Marcus Pollard	2:26	7-47/2:11	3-3-32 pass, 1 TD pass
		<i>10-13</i>		<i>Vanderjagt 27 FG</i>	<i>5:46</i>	<i>16-68/8:09</i>	<i>5-9-25 pass/1-8 rush</i>
9/7/03	at Cleveland	6-6	9-6	Vanderjagt 45 FG	0:01	11-65/2:38	8-10-65 pass
10/6/03	at Tampa Bay	35-35	38-35	Vanderjagt 29 FG	0:47 OT	15-76/6:46	5-9-49 pass
		<i>28-35</i>		<i>1t R. Williams run</i>	<i>3:35</i>	<i>5-85/1:06</i>	<i>2-3-64 pass</i>
		<i>21-35</i>		<i>28t pass to Marvin Harrison</i>	<i>2:29</i>	<i>6-58/1:08</i>	<i>5-6-63, 1 TD pass</i>
		<i>14-35</i>		<i>3t Mungro run</i>	<i>3:37</i>	<i>4-12/1:32</i>	<i>1-2-6 pass</i>
11/23/03	at Buffalo	10-14	17-14	1t James run	1:38	16-83/6:00	5-7-55 pass
		<i>3-14</i>		<i>14t James run</i>	<i>10:40</i>	<i>9-61/4:11</i>	<i>3-4-15 pass</i>
12/28/03	at Houston	17-17	20-17	Vanderjagt 43 FG	0:00	12-65/2:40	2-4-22 pass/2-8 rush
		<i>10-17</i>		<i>5t pass to Brandon Stokley</i>	<i>3:50</i>	<i>1-5/0:05</i>	<i>1-1-5, 1 TD pass</i>
		<i>3-17</i>		<i>6t James run</i>	<i>14:57</i>	<i>11-67/5:36</i>	<i>3-3-24 pass</i>
9/19/04	at Tennessee	17-17	31-17	4t James run	7:31	11-80/3:57	4-7-70 pass
		<i>10-17</i>		<i>1t pass to Marcus Pollard</i>	<i>14:56</i>	<i>6-80/2:42</i>	<i>3-4-57 pass, 1 TD pass</i>
10/3/04	at Jacksonville	17-17	24-17	3t James run	3:33	13-74/7:04	5-5-33 pass
11/8/04	Minnesota	28-28	31-28	Vanderjagt 35 FG	0:02	9-55/2:52	2-2-23 pass/3-12 rush
12/26/04	San Diego	31-31	34-31	Vanderjagt 30 FG	12:13 OT	5-61/2:47	2-2-58 pass
		<i>23-31</i>		<i>21t pass to Brandon Stokley</i>	<i>0:56</i>	<i>9-80/2:46</i>	<i>6-8-85, 1 TD pass</i>
9/18/05	Jacksonville	0-3	10-3	6t Carthon run	8:33	17-88/8:59	3-3-21 pass
10/1/06	at NY Jets	24-28	31-28	1t Manning run	0:50	9-61/1:30	8-6-60 pass/1-1, 1t rush
10/8/06	Tennessee	7-13	14-13	2t pass to Reggie Wayne	5:10	10-43/4:28	4-6-34, 1 TD pass
10/29/06	at Denver	31-31	34-31	Vinatieri 37 FG	0:02	8-62/1:47	5-5-47 pass
		<i>23-28</i>		<i>19t pass to Reggie Wayne</i>	<i>3:35</i>	<i>7-80/3:19</i>	<i>5-6-75, 1 TD pass</i>
11/18/07	Kansas City	10-10	13-10	Vinatieri 24 FG	0:03	14-61/6:56	4-4-59 pass/4-(-3) rush
12/16/07	at Oakland	13-14	21-14	20t pass to Anthony Gonzalez	4:49	11-91/5:40	7-7-68, 1 TD pass
9/14/08	at Minnesota	15-15	18-15	Vinatieri 47 FG	0:03	5-21/1:04	1-2-20 pass
		<i>7-15</i>		<i>32t pass to Reggie Wayne</i>	<i>5:54</i>	<i>3-61/1:15</i>	<i>3-3-61, 1 TD pass</i>
10/5/08	at Houston	24-27	31-27	5t pass to Reggie Wayne	1:54	2-20/0:42	1-1-5, 1 TD pass
		<i>17-27</i>		<i>68t Gary Brackett FR</i>	<i>3:36</i>		
		<i>10-27</i>		<i>7t pass to Tom Santi</i>	<i>4:04</i>	<i>11-81/4:14</i>	<i>8-10-59, 1 TD pass/1-11 rush</i>
11/2/08	New England	15-15	18-15	Vinatieri 52 FG	8:05	8-48/3:28	2-4-44 pass
11/9/08	at Pittsburgh	17-20	24-20	17t pass to Dominic Rhodes	3:04	4-32/1:40	1-1-17, 1 TD pass
11/23/08	at San Diego	20-20	23-20	Vinatieri 51 FG	0:00	8-37/1:30	4-6-36 pass
12/14/08	Detroit	21-21	31-21	1t Rhodes run	8:39	7-88/4:13	4-4-74 pass
9/21/09	at Miami	20-23	27-23	48t pass to Pierre Garcon	3:18	4-80/0:32	3-4-80, 1 TD pass
11/1/09	San Francisco	12-14	18-14	Addai 22t pass to Reggie Wayne	14:53	9-70/3:10	4-6-30 pass
11/8/09	Houston	13-17	20-17	2t Addai run	7:11	8-61/3:49	3-4-38 pass
11/15/09	New England	28-34	35-34	1t pass to Reggie Wayne	0:13	4-29/1:47	2-2-16, 1 TD pass
		<i>21-34</i>		<i>4t Addai run</i>	<i>2:23</i>	<i>6-79/1:49</i>	<i>4-5-44 pass</i>
		<i>14-31</i>		<i>29t pass to Pierre Garcon</i>	<i>12:14</i>	<i>5-79/2:04</i>	<i>3-3-59, 1 TD pass</i>
11/22/09	at Baltimore	14-15	17-15	Stover 25 FG	7:02	9-60/3:10	4-5-52 pass
11/29/09	at Houston	14-20	35-27	6t pass to Dallas Clark	8:24	7-89/2:50	4-4-49, 1 TD pass
12/17/09	at Jacksonville	28-31	35-31	65t pass to Reggie Wayne	5:23	3-70/0:42	2-3-70, 1 TD pass
10/10/10	Kansas City	9-9	19-9	Vinatieri 42 FG	14:40	12-60/3:46	3-7-23 pass
12/11	Tennessee	20-20	23-20	Vinatieri 43 FG	0:00	5-37/1:25	2-3-31 pass
9/9/12	Pittsburgh	19-22	31-19	1t pass to Jacob Tamme	9:23	6-80/4:48	6-7-57, 1 TD pass
10/15/12	at San Diego	21-24	35-24	21t pass to Brandon Stokley	9:03	3-50/2:08	2-2-27, 1 TD pass
		<i>14-24</i>		<i>7t pass to Eric Decker</i>	<i>13:33</i>	<i>9-55/4:14</i>	<i>4-4-48, 1 TD pass</i>
11/4/12	at Cincinnati	17-20	31-20	1t pass to Joel Dreessen	11:47	3-46/5:02	4-4-50, 1 TD pass
10/6/13	at Dallas	48-48	51-48	Prater 28 FG	0:02	8-14/1:57	2-2-21 pass
		<i>41-48</i>		<i>1t Moreno run</i>	<i>2:39</i>	<i>9-73/4:40</i>	<i>5-5-77 pass</i>
		<i>38-41</i>		<i>Prater 50 FG</i>	<i>9:37</i>	<i>11-51/4:01</i>	<i>5-9-42 pass</i>
10/27/13	Washington	21-21	45-21	35t pass to Knowshon Moreno	14:19	1-35/0:10	1-1-35 pass
		<i>14-21</i>		<i>1t pass to Joel Dreessen</i>	<i>14:56</i>	<i>16-83/4:59</i>	<i>6-10-67 pass</i>



## PEYTON MANNING'S CAREER GAME-BY-GAME

(Victories asterisked)

1998 INDIANAPOLIS (3-13)											PASSING				RUSHING				
Opponent	P/S	Att.	Comp.	Yds.	Pct.	TD	INT	LG	S/Yds.	Rtg.	Att.	Yds.	Avg.	LG	TD				
vs. Mia. (9/6)	S	37	21	302	56.8	1	3	42	4/29	58.6	0	0	0.0	—	0				
at N.E. (9/13)	S	33	21	188	63.6	1	3	22	2/15	51.1	0	0	0.0	—	0				
at NYJ (9/20)	S	44	20	193	45.5	0	2	22	1/3	39.3	3	26	8.7	13	0				
vs. N.O. (9/27)	S	32	19	309	59.4	1	3	78t	4/17	63.2	1	7	7.0	7	0				
vs. S.D. (10/4)*	S	23	12	137	52.2	1	1	27	0/0	66.8	2	0	0.0	1	0				
vs. Buf. (10/11)	S	41	20	235	48.8	2	2	26	0/0	62.6	0	0	0.0	—	0				
at S.F. (10/18)	S	30	18	231	60.0	3	0	61t	1/0	117.5	0	0	0.0	—	0				
vs. N.E. (11/1)	S	52	30	278	57.7	2	2	24	0/0	69.2	0	0	0.0	—	0				
at Mia. (11/8)	S	42	22	140	52.4	1	2	18	0/0	47.7	0	0	0.0	—	0				
vs. NYJ (11/15)*	S	44	26	276	59.1	3	2	38t	1/9	81.2	4	21	5.3	15	0				
at Buf. (11/22)	S	29	14	164	48.3	1	2	30t	0/0	48.6	2	0	0.0	—	0				
at Bal. (11/29)	S	42	27	357	64.3	3	1	34t	2/13	105	1	2	2.0	2	0				
at Atl. (12/6)	S	27	19	159	70.4	2	2	30t	0/0	79.1	1	7	7.0	7	0				
vs. Cin. (12/13)*	S	26	17	210	65.4	3	0	23	0/0	128.7	1	-1	-1.0	-1	0				
at Sea. (12/20)	S	39	23	335	59.0	1	1	53	2/5	84.9	0	0	0.0	—	0				
vs. Car. (12/27)	S	34	17	225	50.0	1	2	46	5/18	56.6	0	0	0.0	—	0				
Regular Season Totals	16/16	575	326	3,739	56.7	26	28	78t	22/109	71.2	15	62	4.1	15	0				

1999 INDIANAPOLIS (13-3)											PASSING				RUSHING				
Opponent	P/S	Att.	Comp.	Yds.	Pct.	TD	INT	LG	S/Yds.	Rtg.	Att.	Yds.	Avg.	LG	TD				
vs. Buf. (9/12)*	S	33	21	284	63.6	2	2	50	0/0	85.9	3	-3	-1.0	-1	0				
at N.E. (9/19)	S	30	18	223	60.0	3	2	42t	0/0	88.6	1	3	3.0	3	0				
at S.D. (9/26)*	S	54	29	404	53.7	2	1	46	0/0	82.6	4	14	3.5	12t	1				
vs. Mia. (10/10)	S	24	17	274	70.8	3	1	43	2/10	130.9	2	-13	-6.5	-1	0				
at NYJ (10/17)*	S	35	21	210	60.0	1	1	26	0/0	74.7	2	-3	-1.5	-1	0				
vs. Cin. (10/24)*	S	33	17	284	51.5	2	1	56t	1/6	88.4	2	5	2.5	6	0				
vs. Dal. (10/31)*	S	34	22	313	64.7	1	0	54	1/13	104.2	0	0	0.0	—	0				
vs. K.C. (11/7)*	S	33	21	290	63.6	1	1	30t	3/34	89.2	3	10	3.3	7t	1				
at NYG (11/14)*	S	35	20	237	57.1	2	1	57t	0/0	85.1	3	-3	-1.0	-1	0				
at Phi. (11/21)*	S	26	16	235	61.5	3	0	80t	1/8	129.5	2	14	7.0	8	0				
vs. NYJ (11/28)*	S	31	23	198	74.2	1	2	23	2/11	74.4	3	26	8.7	13	0				
at Mia. (12/5)*	S	29	23	260	79.3	1	2	36	2/19	86.8	2	-1	-0.5	0	0				
vs. N.E. (12/12)*	S	27	15	186	55.6	2	0	52	1/8	101.8	5	8	1.6	11	0				
vs. Was. (12/19)*	S	37	23	298	62.2	2	1	37t	1/7	94.2	1	-1	-1.0	-1	0				
at Cle. (12/26)*	S	43	27	276	62.8	0	0	30	0/0	81.2	2	17	8.5	9	0				
at Buf. (1/2)	S	29	18	163	62.1	0	0	30	0/0	77.2	0	0	0.0	—	0				
Regular Season Totals	16/16	533	331	4,135	62.1	26	15	80t	14/116	90.7	35	73	2.1	13	2				
vs. Ten. (1/16)†	S	42	19	227	45.2	0	0	33	0/0	62.3	3	22	7.3	15t	1				
Postseason Totals	1/1	42	19	227	45.2	0	0	33	0/0	62.3	3	22	7.3	15t	1				
†AFC Divisional Playoff Game																			

2000 INDIANAPOLIS (10-6)											PASSING				RUSHING				
Opponent	P/S	Att.	Comp.	Yds.	Pct.	TD	INT	LG	S/Yds.	Rtg.	Att.	Yds.	Avg.	LG	TD				
at K.C. (9/3)*	S	32	22	273	68.8	1	1	33	1/6	92.3	3	-3	-1.0	-1	0				
vs. Oak. (9/10)	S	48	33	367	68.8	3	2	50t	2/16	94.7	2	20	10.0	11	0				
vs. Jac. (9/25)*	S	36	23	440	63.9	4	0	76t	0/0	143.3	6	4	0.7	6	0				
at Buf. (10/1)*	S	27	16	187	59.3	2	1	30	1/3	89.6	5	21	4.2	8	0				
at N.E. (10/8)	S	54	31	334	57.4	1	3	31	2/10	58.7	1	7	7.0	7	0				
at Sea. (10/15)*	S	30	20	281	66.7	1	0	39	1/1	107.8	1	0	0.0	0	0				
vs. N.E. (10/22)*	S	20	16	268	80.0	3	0	78t	0/0	158.3	0	0	0.0	—	0				
vs. Det. (10/29)*	S	33	22	288	66.7	3	2	31t	1/7	99.1	0	0	0.0	—	0				
at Chi. (11/5)	S	39	26	302	66.7	2	1	24	2/21	96.3	3	22	7.3	9	0				
vs. NYJ (11/12)*	S	35	21	210	60.0	1	0	22	0/0	86.6	4	2	0.5	5	0				
at G.B. (11/19)	S	44	25	294	56.8	3	1	34t	4/27	90.5	0	0	0.0	—	0				
vs. Mia. (11/26)	S	34	16	209	47.1	2	1	32	0/0	74.3	5	26	5.2	14	0				
at NYJ (12/3)	S	51	27	339	52.9	2	2	43t	3/13	70.6	1	0	0.0	0	0				
vs. Buf. (12/11)*	S	24	13	132	54.2	0	0	28	2/16	70.1	2	-2	-1.0	-1	0				
at Mia. (12/17)*	S	28	21	206	75.0	1	0	50t	1/11	107.1	3	20	6.7	11	1				
vs. Min. (12/24)*	S	36	25	283	69.4	4	1	52t	0/0	118.2	1	-1	-1.0	-1	0				
Regular Season Totals	16/16	571	357	4,413	62.5	33	15	78t	20/131	94.7	37	116	3.1	14	1				
at Mia. (12/30)‡	S	32	17	194	53.1	1	0	30	0/0	82	1	-2	-2.0	-2	0				
Postseason Totals	1/1	32	17	194	53.1	1	0	30	0/0	82	1	-2	-2.0	-2	0				
‡AFC Wild Card Game																			

2001 INDIANAPOLIS (6-10)													PASSING					RUSHING				
Opponent	P/S	Att.	Comp.	Yds.	Pct.	TD	INT	LG	S/Yds.	Rtg.	Att.	Yds.	Avg.	LG	TD							
at NYJ (9/9)*	S	32	22	231	68.8	2	2	21†	1/9	84.2	2	19	9.5	10	0							
vs. Buf. (9/23)*	S	29	23	421	79.3	4	2	60†	1/3	129.6	7	26	3.7	19	1							
at N.E. (9/30)	S	34	20	196	58.8	1	3	26	2/7	48.2	2	14	7.0	10†	1							
vs. Oak. (10/14)	S	41	26	241	63.4	2	2	28	1/7	75.4	1	2	2.0	2	0							
vs. N.E. (10/21)	S	34	22	335	64.7	1	0	68	4/30	106.9	2	1	0.5	1	0							
at K.C. (10/25)*	S	30	19	201	63.3	2	0	47†	3/22	105	2	5	2.5	6	0							
at Buf. (11/4)*	S	27	17	199	63.0	1	0	43	4/38	97.6	3	44	14.7	33†	1							
vs. Mia. (11/11)	S	33	20	253	60.6	3	2	45	3/29	89.6	1	5	5.0	5	0							
at N.O. (11/18)	S	28	18	262	64.3	1	1	86†	0/0	91.7	4	7	1.8	2	0							
vs. S.F. (11/25)	S	51	31	370	60.8	1	4	39	1/6	56.8	1	0	0.0	0	0							
at Bal. (12/2)	S	48	27	310	56.3	2	1	57†	3/47	81.1	1	9	9.0	9	0							
at Mia. (12/10)	S	32	19	173	59.4	0	3	17	1/3	35.0	1	5	5.0	5	0							
vs. Atl. (12/16)*	S	35	23	325	65.7	3	1	36	0/0	112.2	4	10	2.5	13	0							
vs. NYJ (12/23)	S	35	25	228	71.4	1	0	28†	2/7	98.3	1	7	7.0	7	0							
at Stl. (12/30)	S	28	15	195	53.6	0	1	36	2/17	60.9	1	1	1.0	1†	1							
vs. Den. (1/6)*	S	30	16	191	53.3	2	1	43†	1/7	81.4	2	2	1.0	3	0							
<b>Regular Season Totals</b>	<b>16/16</b>	<b>547</b>	<b>343</b>	<b>4,131</b>	<b>62.7</b>	<b>26</b>	<b>23</b>	<b>86†</b>	<b>29/232</b>	<b>84.1</b>	<b>35</b>	<b>157</b>	<b>4.5</b>	<b>33†</b>	<b>4</b>							

2002 INDIANAPOLIS (10-6)													PASSING					RUSHING				
Opponent	P/S	Att.	Comp.	Yds.	Pct.	TD	INT	LG	S/Yds.	Rtg.	Att.	Yds.	Avg.	LG	TD							
at Jac. (9/8)*	S	31	19	211	61.3	3	0	28	1/8	113.8	2	5	2.5	6	0							
vs. Mia. (9/15)	S	45	26	289	57.8	1	3	33	0/0	56.6	1	5	5.0	5	0							
at Hou. (9/22)*	S	28	21	272	75.0	2	0	43†	3/21	128.9	2	0	0.0	1	0							
vs. Cin. (10/6)*	S	34	21	224	61.8	2	1	69	0/0	88.4	2	10	5.0	11†	1							
vs. Bal. (10/13)*	S	40	30	284	75.0	1	1	39	5/27	92.1	2	17	8.5	9	0							
at Pit. (10/21)	S	48	32	304	66.7	1	3	41†	2/9	64.9	1	10	10.0	10	0							
at Was. (10/27)	S	32	21	214	65.6	2	2	21	3/19	79.4	1	1	1.0	1†	1							
vs. Ten. (11/3)	S	50	37	327	74.0	2	1	39	3/29	96.0	1	12	12.0	12	0							
at Phi. (11/10)*	S	23	18	319	78.3	3	0	57†	0/0	158.3	2	11	5.5	8	0							
vs. Dal. (11/17)*	S	38	29	252	76.3	2	1	31†	0/0	99.9	5	4	0.8	6	0							
at Den. (11/24)*	S	44	27	229	61.4	0	1	24	2/13	65.4	6	22	3.7	9	0							
vs. Hou. (12/1)*	S	28	15	190	53.6	1	0	35	0/0	86.9	3	-2	-0.7	0	0							
at Ten. (12/8)	S	42	26	297	61.9	1	3	49	1/0	61.3	2	10	5.0	5	0							
at Cle. (12/15)*	S	34	20	277	58.8	2	1	46	1/3	92.4	6	24	4.0	13	0							
vs. NYG (12/22)	S	46	30	365	65.2	3	2	40†	2/16	93.1	0	0	0.0	—	0							
vs. Jac. (12/29)*	S	28	20	146	71.4	1	0	17	0/0	95.2	2	19	9.5	11	0							
<b>Regular Season Totals</b>	<b>16/16</b>	<b>591</b>	<b>392</b>	<b>4,200</b>	<b>66.3</b>	<b>27</b>	<b>19</b>	<b>69</b>	<b>23/145</b>	<b>88.8</b>	<b>38</b>	<b>148</b>	<b>3.9</b>	<b>13</b>	<b>2</b>							
at NYJ (1/4)§	S	31	14	137	45.2	0	2	17	1/13	31.3	1	2	2.0	2	0							
<b>Postseason Totals</b>	<b>1/1</b>	<b>31</b>	<b>14</b>	<b>137</b>	<b>45.2</b>	<b>0</b>	<b>2</b>	<b>17</b>	<b>1/13</b>	<b>31.3</b>	<b>1</b>	<b>2</b>	<b>2.0</b>	<b>2</b>	<b>0</b>							

§AFC Wild Card Game

2003 INDIANAPOLIS (12-4)													PASSING					RUSHING				
Opponent	P/S	Att.	Comp.	Yds.	Pct.	TD	INT	LG	S/Yds.	Rtg.	Att.	Yds.	Avg.	LG	TD							
at Cle. (9/7)*	S	43	27	211	62.8	5	2	18	1/7	55.5	0	0	0.0	—	0							
vs. Ten. (9/14)*	S	21	14	173	66.7	1	0	42	1/9	107.8	2	0	0.0	0	0							
vs. Jac. (9/21)*	S	33	21	216	63.6	2	1	36	0/0	90.0	3	-3	-1.0	-1	0							
at N.O. (9/28)*	S	25	20	314	80.0	6	0	79†	1/9	158.3	1	1	1.0	1	0							
at T.B. (10/6)*	S	47	34	386	72.3	2	1	52	1/5	101.9	0	0	0.0	—	0							
vs. Car. (10/12)	S	34	23	293	67.6	1	1	33	0/0	91.9	1	6	6.0	6	0							
vs. Hou. (10/26)*	S	30	22	269	73.3	3	0	57†	0/0	133.9	2	4	2.0	3	0							
at Mia. (11/2)*	S	37	23	266	62.2	1	1	51	4/25	81.6	3	-2	-0.7	0	0							
at Jac. (11/9)	S	45	28	347	62.2	2	2	70	0/0	82.4	0	0	0.0	—	0							
vs. NYJ (11/16)*	S	36	27	401	75.0	1	0	46†	1/8	120.3	2	-3	-1.5	-1	0							
at Buf. (11/23)*	S	42	26	229	61.9	0	0	35	1/6	76.4	2	-5	-2.5	-1	0							
vs. N.E. (11/30)	S	48	29	278	60.4	4	1	26†	2/6	95.7	2	1	0.5	1	0							
at Ten. (12/7)*	S	34	22	228	64.7	0	0	42	2/4	83.9	5	17	3.4	10	0							
vs. Atl. (12/14)*	S	30	25	290	83.3	5	0	37†	1/9	146.5	0	0	0.0	—	0							
vs. Den. (12/21)	S	23	12	146	52.2	0	0	63	2/10	72.0	2	5	2.5	5	0							
at Hou. (12/28)*	S	38	26	220	68.4	1	1	18	1/9	81.0	3	5	1.7	9	0							
<b>Regular Season Totals</b>	<b>16/16</b>	<b>566</b>	<b>379</b>	<b>4,267</b>	<b>67.0</b>	<b>29</b>	<b>10</b>	<b>79†</b>	<b>18/107</b>	<b>99</b>	<b>28</b>	<b>26</b>	<b>0.9</b>	<b>10</b>	<b>0</b>							
vs. Den. (1/4)*§	S	26	22	377	84.6	5	0	87†	0/0	158.3	1	0	0.0	0	0							
at K.C. (1/11)*†	S	30	22	304	73.3	3	0	38	1/12	138.8	1	-1	-1.0	-1	0							
at N.E. (1/18)‡	S	47	23	237	48.9	1	4	32	4/29	35.5	2	4	2.0	3	0							
<b>Postseason Totals</b>	<b>3/3</b>	<b>103</b>	<b>67</b>	<b>918</b>	<b>65.0</b>	<b>9</b>	<b>4</b>	<b>87†</b>	<b>5/41</b>	<b>106.4</b>	<b>4</b>	<b>3</b>	<b>0.8</b>	<b>3</b>	<b>0</b>							

§AFC Wild Card Game; †AFC Divisional Playoff Game; ‡AFC Championship Game

2004 INDIANAPOLIS (12-4)											PASSING				RUSHING				
Opponent	P/S	Att.	Comp.	Yds.	Pct.	TD	INT	LG	S/Yds.	Rtg.	Att.	Yds.	Avg.	LG	TD				
at N.E. (9/9)	S	29	16	256	55.2	2	1	64	1/12	93.5	2	18	9.0	19	0				
at Ten. (9/19)*	S	33	24	254	72.7	2	0	44	1/10	115.0	2	5	2.5	6	0				
vs. G.B. (9/26)*	S	40	28	393	70.0	5	0	36†	0/0	140.9	2	-2	-1.0	-1	0				
at Jac. (10/3)*	S	29	20	220	69.0	2	1	21	0/0	99.8	3	-3	-1.0	-1	0				
vs. Oak. (10/10)*	S	26	16	198	61.5	3	1	35†	1/10	107.5	2	0	0.0	1	0				
vs. Jac. (10/24)	S	39	27	368	69.2	3	0	39†	1/9	124.7	0	0	0.0	—	0				
at K.C. (10/31)	S	44	25	472	56.8	5	1	56	0/0	122.5	0	0	0.0	—	0				
vs. Min. (11/8)*	S	29	23	268	79.3	4	0	41	1/4	144.8	4	20	5.0	15	0				
vs. Hou. (11/14)*	S	27	18	320	66.7	5	2	80†	1/8	115.7	0	0	0.0	—	0				
at Chi. (11/21)*	S	28	17	211	60.7	4	1	35†	0/0	108.8	1	5	5.0	5	0				
at Det. (11/25)*	S	28	23	236	82.1	6	0	25†	0/0	141.4	1	4	4.0	4	0				
vs. Ten. (12/5)*	S	33	25	425	75.8	3	2	59	1/8	122.3	3	-3	-1.0	0	0				
at Hou. (12/12)*	S	33	26	298	78.8	2	0	34	2/17	124.5	2	-3	-1.5	-1	0				
vs. Bal. (12/19)*	S	33	20	249	60.6	1	0	31	0/0	94.1	2	-2	-1.0	-1	0				
vs. S.D. (12/26)*	S	44	27	383	61.4	2	1	35	4/23	95.2	1	-1	-1.0	-1	0				
at Den. (1/2)	S	2	1	6	50.0	0	0	6	0/0	56.3	0	0	0.0	—	0				
Regular Season Totals	16/16	497	336	4,557	67.6	49	10	80†	13/101	121.1	25	38	1.5	19	0				
vs. Den. (1/9)* <sup>S</sup>	S	33	27	458	81.8	4	1	49	1/4	145.7	1	1	1.0	1†	1				
at N.E. (1/16) <sup>†</sup>	S	42	27	238	64.3	0	1	18	1/8	69.3	1	7	7.0	7	0				
Postseason Totals	2/2	75	54	696	72.0	4	2	49	2/12	107.4	2	8	4.0	7	1				
SAFC Wild Card Game; TAFC Divisional Playoff Game																			

2005 INDIANAPOLIS (14-2)											PASSING				RUSHING				
Opponent	P/S	Att.	Comp.	Yds.	Pct.	TD	INT	LG	S/Yds.	Rtg.	Att.	Yds.	Avg.	LG	TD				
at Bal. (9/11)*	S	36	21	254	58.3	2	0	28†	0/0	98.6	3	-2	-0.7	0	0				
vs. Jac. (9/18)*	S	28	13	122	46.4	0	1	20	0/0	44.0	0	0	0.0	—	0				
vs. Cle. (9/25)*	S	23	19	228	82.6	0	1	51	0/0	89.9	3	-3	-1.0	-1	0				
at Ten. (10/2)*	S	27	20	264	74.1	4	0	25†	0/0	144.1	1	3	3.0	3	0				
at S.F. (10/9)*	S	31	23	255	74.2	1	2	21	1/10	82.1	0	0	0.0	—	0				
vs. Stl. (10/17)*	S	32	22	191	68.8	2	0	20	2/4	105.1	2	6	3.0	9	0				
at Hou. (10/23)*	S	27	21	237	77.8	2	1	31†	2/5	112.5	6	12	2.0	12	0				
at N.E. (11/7)*	S	37	28	321	75.7	3	1	48	0/0	117.1	3	24	8.0	12	0				
vs. Hou. (11/13)*	S	35	26	297	74.3	3	0	30†	1/4	127.9	3	4	1.3	5	0				
at Cin. (11/20)*	S	40	24	365	60.0	3	1	66†	1/6	104.7	4	-3	-0.8	0	0				
vs. Pit. (11/28)*	S	25	15	245	60.0	2	1	80†	2/6	102.9	0	0	0.0	—	0				
vs. Ten. (12/4)*	S	17	13	187	76.5	3	0	36	0/0	151.2	2	-1	-0.5	0	0				
at Jac. (12/11)*	S	36	24	324	66.7	2	0	65†	3/24	113.7	4	6	1.5	7	0				
vs. S.D. (12/18)	S	45	26	336	57.8	1	2	36	4/22	70.2	2	-1	-0.5	5	0				
at Sea. (12/24)	S	12	9	116	75.0	0	0	39	0/0	104.9	0	0	0.0	—	0				
vs. Ari. (1/1)*	S	2	1	5	50.0	0	0	5	1/0	56.3	0	0	0.0	—	0				
Regular Season Totals	16/16	453	305	3,747	67.3	28	10	80†	17/81	104.1	33	45	1.4	12	0				
vs. Pit. (1/15) <sup>†</sup>	S	38	22	290	57.9	1	0	50†	5/43	90.9	0	0	0.0	—	0				
Postseason Totals	1/1	38	22	290	57.9	1	0	50†	5/43	90.9	0	0	0.0	—	0				
TAFC Divisional Playoff Game																			

2006 INDIANAPOLIS (12-4)											PASSING				RUSHING				
Opponent	P/S	Att.	Comp.	Yds.	Pct.	TD	INT	LG	S/Yds.	Rtg.	Att.	Yds.	Avg.	LG	TD				
at NYG (9/10)*	S	41	25	276	61.0	1	1	34	1/4	78.9	0	0	0.0	—	0				
vs. Hou. (9/17)*	S	38	26	400	68.4	3	0	37	2/10	129.3	2	2	1.0	3	0				
vs. Jac. (9/24)*	S	31	14	219	45.2	1	0	38	2/10	79.9	3	0	0.0	2†	1				
at NYJ (10/1)*	S	30	21	217	70.0	1	0	41	2/25	101.7	1	1	1.0	1†	1				
vs. Ten. (10/8)*	S	31	20	166	64.5	2	1	23	0/0	86.2	1	8	8.0	8	0				
vs. Was. (10/22)*	S	35	25	342	71.4	4	0	51†	0/0	140.4	1	-1	-1.0	-1	0				
at Den. (10/29)*	S	39	32	345	82.1	3	0	28	0/0	129.2	1	-1	-1.0	-1	0				
at N.E. (11/5)*	S	36	20	326	55.6	2	1	44	3/25	93.1	3	-3	-1.0	-1	0				
vs. Buf. (11/12)*	S	39	27	236	69.2	1	0	23	0/0	93.5	2	-2	-1.0	-1	0				
at Dal. (11/19)	S	39	20	254	51.3	2	2	38	2/7	67.7	1	8	8.0	8	0				
vs. Phi. (11/26)*	S	20	14	183	70.0	1	1	38	0/0	94.4	2	-2	-1.0	-1	0				
at Ten. (12/3)	S	28	21	351	75.0	1	2	68†	0/0	98.8	1	5	5.0	5	0				
at Jac. (12/10)	S	50	25	313	50.0	0	1	42	1/5	61.5	1	1	1.0	1†	1				
vs. Cin. (12/18)*	S	36	29	282	80.6	4	0	22	1/0	136.3	2	10	5.0	12	0				
at Hou. (12/24)	S	27	21	205	77.8	3	0	37†	0/0	135.3	1	-1	-1.0	-1	0				
vs. Mia. (12/31)*	S	37	22	282	59.5	2	0	36	0/0	101.4	1	11	11.0	11†	1				
Regular Season Totals	16/16	557	362	4,397	65.0	31	9	68†	14/86	101.0	23	36	1.6	12	4				
vs. K.C. (1/6)* <sup>S</sup>	S	38	30	268	78.9	1	3	42	1/5	71.9	2	-2	-1	-1	0				
at Bal. (1/13)* <sup>†</sup>	S	30	15	170	50.0	0	2	27	1/9	39.6	3	5	1.7	7	0				
vs. N.E. (1/21)* <sup>S</sup>	S	47	27	349	57.4	1	1	52	3/19	79.1	2	0	0.0	1†	1				
vs. Chi. (2/4)* <sup>S</sup>	S	38	25	247	65.8	1	1	53†	1/8	81.8	1	0	0.0	0	0				
Postseason Totals	4/4	153	97	1,034	63.4	3	7	53†	6/41	70.5	8	3	0.4	7	1				
SAFC Wild Card Game; TAFC Divisional Playoff Game; *AFC Championship Game; †Super Bowl XLII																			

2007 INDIANAPOLIS (13-3)										PASSING					RUSHING					
Opponent	P/S	Att.	Comp.	Yds.	Pct.	TD	INT	LG	S/Yds.	Rtg.	Att.	Yds.	Avg.	LG	TD					
vs. N.O. (9/6)*	S	30	18	288	60.0	3	0	45t	0/0	125.4	0	0	0.0	—	0					
at Ten. (9/16)*	S	42	28	312	66.7	1	1	37	2/12	86.6	1	-2	-2.0	-2	0					
at Hou. (9/23)*	S	29	20	273	69.0	1	0	64	1/3	110.3	0	0	0.0	—	0					
vs. Den. (9/30)*	S	27	20	193	74.1	3	0	27	0/0	130.6	4	-3	-0.8	1t	1					
vs. T.B. (10/7)*	S	37	29	253	78.4	2	1	21	0/0	101.9	2	-2	-1.0	-1	0					
at Jac. (10/22)*	S	37	23	259	62.2	1	1	35t	2/16	80.8	2	0	0.0	1t	1					
at Car. (10/28)*	S	30	14	255	46.7	2	0	59t	0/0	98.6	0	0	0.0	—	0					
vs. N.E. (11/4)	S	27	16	225	59.3	1	1	73t	3/15	83.1	1	1	1.0	1t	1					
at S.D. (11/11)	S	56	34	328	60.0	2	6	39	2/17	49.4	0	0	0.0	—	0					
vs. K.C. (11/18)*	S	32	16	163	50.0	0	1	38	2/13	52.0	4	-3	-0.8	1	0					
at Atl. (11/22)*	S	32	22	272	68.8	3	1	35	4/25	113.0	0	0	0.0	—	0					
vs. Jac. (12/2)*	S	29	20	288	69.0	4	1	48t	1/9	126.1	3	2	0.7	4	0					
at Bal. (12/9)*	S	17	13	249	76.5	4	0	57t	0/0	157.5	0	0	0.0	—	0					
at Oak. (12/16)*	S	39	22	276	56.4	1	1	31	3/12	76.4	2	3	1.5	4	0					
vs. Hou. (12/23)*	S	35	28	311	80.0	3	0	42	1/2	132.3	1	-1	-1.0	-1	0					
vs. Ten. (12/30)	S	16	14	95	87.5	0	0	18	0/0	91.4	0	0	0.0	—	0					
Regular Season Totals	16/16	515	337	4,040	65.4	31	14	73t	21/124	98.0	20	-5	-0.3	4	3					
vs. S.D. (1/13)†	S	48	33	402	68.8	3	2	55t	0/0	97.7	1	-6	-6.0	-6	0					
Postseason Totals	1/1	48	33	402	68.8	3	2	55t	0/0	97.7	1	-6	-6.0	-6	0					
†AFC Divisional Playoff Game																				
2008 INDIANAPOLIS (12-4)										PASSING					RUSHING					
Opponent	P/S	Att.	Comp.	Yds.	Pct.	TD	INT	LG	S/Yds.	Rtg.	Att.	Yds.	Avg.	LG	TD					
vs. Chi. (9/7)	S	49	30	257	61.2	1	0	20	2/17	81.8	0	0	0.0	—	0					
at Min. (9/14)*	S	42	26	311	61.9	1	2	75	2/15	72.6	2	0	0.0	0	0					
vs. Jac. (9/21)	S	29	15	216	51.7	1	2	40	1/5	59.0	1	12	12.0	12	0					
at Hou. (10/5)*	S	34	25	247	73.5	2	1	36	2/12	101.0	4	8	2.0	11	0					
vs. Bal. (10/12)*	S	28	19	271	67.9	3	0	67t	2/13	134.7	2	-2	-1.0	-1	0					
at G.B. (10/19)	S	42	21	229	50.0	0	2	34	0/0	46.6	1	-1	-1.0	-1	0					
at Ten. (10/27)	S	41	26	223	63.4	2	2	26	0/0	73.5	1	1	1.0	1t	1					
vs. N.E. (11/2)*	S	29	21	254	72.4	2	0	26	0/0	121.9	0	0	0.0	—	0					
at Pitt. (11/9)*	S	40	21	240	52.5	3	0	65t	2/12	95.8	0	0	0.0	—	0					
vs. Hou. (11/16)*	S	46	30	320	65.2	2	0	28	0/0	99.9	2	1	0.5	2	0					
at S.D. (11/23)*	S	44	32	255	72.7	2	1	29	1/5	92.5	0	0	0.0	—	0					
at Cle. (11/30)*	S	21	15	125	71.4	0	2	17	0/0	46.8	3	-2	-0.7	0	0					
vs. Cin. (12/7)*	S	32	26	277	81.3	3	0	67	0/0	134.0	0	0	0.0	—	0					
vs. Det. (12/14)*	S	37	28	318	75.7	1	0	39	1/3	110.0	2	3	1.5	4	0					
at Jac. (12/18)*	S	34	29	364	85.3	3	0	41t	0/0	140.7	2	1	0.5	1	0					
vs. Ten. (12/28)*	S	7	7	95	100.0	1	0	55t	1/4	158.3	0	0	0.0	—	0					
Regular Season Totals	16/16	555	371	4,002	66.8	27	12	75	14/86	95.0	20	21	1.1	12	1					
at S.D. (1/3)§	S	42	25	310	59.5	1	0	72t	1/8	90.4	1	-1	-1.0	-1	0					
Postseason Totals	1/1	42	25	310	59.5	1	0	72t	1/8	90.4	1	-1	-1.0	-1	0					
§AFC Wild Card Game																				
2009 INDIANAPOLIS (14-2)										PASSING					RUSHING					
Opponent	P/S	Att.	Comp.	Yds.	Pct.	TD	INT	LG	S/Yds.	Rtg.	Att.	Yds.	Avg.	LG	TD					
vs. Jac. (9/13)*	S	38	28	301	73.7	1	1	39	1/7	94.3	3	-4	-1.3	-1	0					
at Mia. (9/21)*	S	23	14	303	60.9	2	0	80t	1/8	133.9	1	3	3.0	3	0					
at Ari. (9/27)*	S	35	24	379	68.6	4	1	72	0/0	130.5	2	-1	-0.5	0	0					
vs. Sea. (10/4)*	S	41	31	353	75.6	2	1	35	0/0	107.1	1	-1	-1.0	-1	0					
at Ten. (10/11)*	S	44	36	309	81.8	3	1	39t	0/0	109.2	0	0	0.0	—	0					
at Stl. (10/25)*	S	34	23	235	67.6	3	0	27t	0/0	116.7	1	-1	-1.0	-1	0					
vs. S.F. (11/1)*	S	48	31	347	64.6	0	0	40	3/20	86.0	0	0	0.0	—	0					
vs. Hou. (11/8)*	S	50	34	318	68.0	1	1	26	2/12	83.6	1	2	2.0	2	0					
vs. N.E. (11/15)*	S	44	28	327	63.6	4	2	29t	1/11	97.4	0	0	0.0	—	0					
at Bal. (11/22)*	S	31	22	299	71.0	1	2	66	0/0	85.3	1	-1	-1.0	-1	0					
at Hou. (11/29)*	S	35	27	244	77.1	3	2	31	2/16	100.2	1	-2	-2.0	-2	0					
vs. Ten. (12/6)*	S	37	24	270	64.9	1	0	36	0/0	95.6	2	-2	-1.0	-1	0					
vs. Den. (12/13)*	S	42	20	220	47.6	4	3	29	0/0	65.6	3	-3	-1.0	-1	0					
at Jac. (12/17)*	S	30	23	308	76.7	4	1	65t	0/0	134.4	3	-3	-1.0	-1	0					
vs. NYJ (12/27)	S	21	14	192	66.7	0	0	29	0/0	95.7	0	0	0.0	—	0					
at Buf. (1/3)	S	18	14	95	77.8	0	1	17	0/0	65.5	0	0	0.0	—	0					
Regular Season Totals	16/16	571	393	4,500	68.8	33	16	80t	10/74	99.9	19	-13	-0.7	3	0					
vs. Bal. (1/16)*†	S	44	30	246	68.2	2	1	20	2/13	87.9	2	-2	-1	-1	0					
vs. NYJ (1/24)*‡	S	39	26	377	66.7	3	0	46	2/17	123.6	1	0	0.0	0	0					
vs. N.O. (2/7)§	S	45	31	333	68.9	1	1	40	0/0	88.5	0	0	0.0	—	0					
Postseason Totals	3/3	128	87	956	68.0	6	2	46	4/30	99.0	3	-2	-0.7	0	0					
†AFC Divisional Playoff Game; ‡AFC Championship Game; §Super Bowl XLIV																				

2010 INDIANAPOLIS (10-6)										PASSING					RUSHING				
Opponent	P/S	Att.	Comp.	Yds.	Pct.	TD	INT	LG	S/Yds.	Rtg.	Att.	Yds.	Avg.	LG	TD				
at Hou. (9/12)	S	57	40	433	70.2	3	0	73t	2/14	109.8	0	0	0.0	—	0				
vs. NYG (9/19)*	S	26	20	255	76.9	3	0	50t	1/5	145.5	3	-3	-1.0	-1	0				
at Den. (9/26)*	S	43	27	325	62.8	3	0	48	0/0	109.2	2	-1	-0.5	0	0				
at Jac. (10/3)	S	46	33	352	71.7	2	1	42	1/4	99.2	1	-1	-1.0	-1	0				
vs. K.C. (10/10)*	S	44	26	244	59.1	0	1	24	1/0	65.0	3	-3	-1.0	-1	0				
at Was. (10/17)*	S	38	25	307	65.8	2	0	57t	1/8	108.1	1	-1	-1.0	-1	0				
vs. Hou. (11/1)*	S	45	26	268	57.8	2	0	34	1/9	89.9	4	3	0.8	6	0				
at Phi. (11/7)	S	51	31	294	60.8	1	2	33	3/18	67.0	0	0	0.0	—	0				
vs. Cin. (11/14)*	S	36	20	185	55.6	0	0	20	2/5	69.8	0	0	0.0	—	0				
at N.E. (11/21)	S	52	38	396	73.1	4	3	28	0/0	96.3	0	0	0.0	—	0				
vs. S.D. (11/28)	S	48	31	285	64.6	2	4	30	1/6	59.8	0	0	0.0	—	0				
vs. Dal. (12/5)	S	48	36	365	75.0	2	4	40	0/0	75.4	1	-1	-1.0	-1	0				
at Ten. (12/9)*	S	35	25	319	71.4	2	0	50	1/7	118.6	0	0	0.0	—	0				
vs. Jac. (12/19)*	S	39	29	229	74.4	2	0	27t	1/8	105.6	0	0	0.0	—	0				
at Oak. (12/26)*	S	30	16	179	53.3	3	2	20	0/0	76.9	3	25	8.3	27	0				
vs. Ten. (1/2)*	S	41	27	264	65.9	2	0	30t	1/7	100.1	0	0	0.0	—	0				
<b>Regular Season Totals</b>	<b>16/16</b>	<b>679</b>	<b>450</b>	<b>4,700</b>	<b>66.3</b>	<b>33</b>	<b>17</b>	<b>73t</b>	<b>16/91</b>	<b>91.9</b>	<b>18</b>	<b>18</b>	<b>1.0</b>	<b>27</b>	<b>0</b>				
vs. NYJ (1/8) <sup>§</sup>	S	26	18	225	69.2	1	0	57t	1/6	108.7	0	0	0.0	—	0				
<b>Postseason Totals</b>	<b>1/1</b>	<b>26</b>	<b>18</b>	<b>225</b>	<b>69.2</b>	<b>1</b>	<b>0</b>	<b>57t</b>	<b>1/6</b>	<b>108.7</b>	<b>0</b>	<b>0</b>	<b>0.0</b>	<b>—</b>	<b>0</b>				
§AFC Wild Card Game																			
2011 INDIANAPOLIS (2-14)										PASSING					RUSHING				
Opponent	P/S	Att.	Comp.	Yds.	Pct.	TD	INT	LG	S/Yds.	Rtg.	Att.	Yds.	Avg.	LG	TD				
Games 1-16 INACTIVE																			
2012 DENVER (13-3)										PASSING					RUSHING				
Opponent	P/S	Att.	Comp.	Yds.	Pct.	TD	INT	LG	S/Yds.	Rtg.	Att.	Yds.	Avg.	LG	TD				
vs. Pit. (9/9)*	S	26	19	253	73.1	2	0	71t	2/13	129.2	4	3	0.8	7	0				
at Atl. (9/17)	S	37	24	241	64.9	1	3	18	3/23	58.5	1	-1	-1.0	-1	0				
vs. Hou. (9/23)	S	52	26	330	50.0	2	0	38t	3/14	83.0	0	0	0.0	—	0				
vs. Oak. (9/30)*	S	38	30	338	78.9	3	0	40	0/0	130.0	1	-1	-1.0	-1	0				
at N.E. (10/7)	S	44	31	337	70.5	3	0	43	2/13	115.4	2	9	4.5	10	0				
at S.D. (10/15)*	S	30	24	309	80.0	3	1	55	0/0	129.0	3	-3	-1.0	-1	0				
vs. N.O. (10/28)*	S	30	22	305	73.3	3	0	41	0/0	138.9	1	4	4.0	4	0				
at Cin. (11/4)*	S	35	27	291	77.1	3	2	45	0/0	105.8	2	-2	-1.0	-1	0				
at Car. (11/11)*	S	38	27	301	71.1	1	0	46	1/6	103.1	3	4	1.3	6	0				
vs. S.D. (11/18)*	S	42	25	270	62.5	3	1	31t	3/17	92.4	0	0	0.0	—	0				
at K.C. (11/25)*	S	37	22	285	59.5	2	1	31	2/12	90.5	1	1	1.0	1	0				
vs. T.B. (12/2)*	S	38	27	242	71.1	3	1	28	0/0	103.2	2	-5	-2.5	—	0				
at Oak. (12/6)*	S	36	26	310	72.2	1	1	29	3/22	95.8	3	-3	-1.0	-1	0				
at Bal. (12/16)*	S	28	17	204	60.7	1	0	51t	2/17	94.9	0	0	0.0	—	0				
vs. Cle. (12/23)*	S	43	30	339	69.8	3	1	36	0/0	106.6	0	0	0.0	—	0				
vs. K.C. (12/30)*	S	29	23	304	79.3	3	0	36	0/0	144.8	0	0	0.0	—	0				
<b>Regular Season Totals</b>	<b>16/16</b>	<b>583</b>	<b>400</b>	<b>4,659</b>	<b>68.6</b>	<b>37</b>	<b>11</b>	<b>71t</b>	<b>21/137</b>	<b>105.8</b>	<b>23</b>	<b>6</b>	<b>0.3</b>	<b>10</b>	<b>0</b>				
vs. Bal. (1/12) <sup>†</sup>	S	43	28	290	65.1	3	2	32	3/17	88.3	1	-1	-1.0	-1	0				
<b>Postseason Totals</b>	<b>1/1</b>	<b>43</b>	<b>28</b>	<b>290</b>	<b>65.1</b>	<b>3</b>	<b>2</b>	<b>32</b>	<b>3/17</b>	<b>88.3</b>	<b>1</b>	<b>-1</b>	<b>-1.0</b>	<b>-1</b>	<b>0</b>				
†AFC Divisional Playoff Game																			
2013 DENVER (13-3)										PASSING					RUSHING				
Opponent	P/S	Att.	Comp.	Yds.	Pct.	TD	INT	LG	S/Yds.	Rtg.	Att.	Yds.	Avg.	LG	TD				
vs. Bal. (9/5)*	S	42	27	462	64.3	7	0	78t	3/17	141.1	2	-2	-1.0	-1	0				
at NYG (9/15)*	S	43	30	307	69.8	2	0	36	0/0	105.5	3	-3	-1.0	-1	0				
vs. Oak. (9/23)*	S	37	32	374	86.5	3	0	61	1/2	135.8	3	-2	-0.7	0	0				
vs. Phi. (9/29)*	S	34	28	327	82.4	4	0	52	1/6	146.0	0	0	0.0	—	0				
at Dal. (10/6)*	S	42	33	414	75.8	4	1	57	0/0	129.6	4	-8	-2.0	1t	1				
vs. Jac. (10/13)*	S	42	28	295	66.7	2	1	42	0/0	92.9	5	-7	-1.4	0	0				
at Ind. (10/20)	S	49	29	386	59.2	3	1	49	4/21	96.1	1	-1	-1.0	-1	0				
vs. Was. (10/27)*	S	44	30	354	68.2	4	3	35t	2/15	94.3	4	-3	-0.8	0	0				
at S.D. (11/10)*	S	36	25	330	69.4	4	0	74t	2/17	135.2	2	-1	-0.5	0	0				
vs. K.C. (11/17)*	S	40	24	323	60.0	1	0	70	0/0	94.1	1	0	0.0	0	0				
at N.E. (11/24)	S	36	19	150	52.8	2	1	31	2/18	70.4	1	0	0.0	0	0				
at K.C. (12/1)*	S	35	22	403	62.9	5	2	77	0/0	118.2	3	-3	-1.0	-1	0				
vs. Ten. (12/8)*	S	59	39	397	66.1	4	0	38	0/0	107.8	3	-1	-0.3	0	0				
vs. S.D. (12/12)	S	41	27	289	65.9	2	1	22	1/12	92.4	0	0	0.0	—	0				
at Hou. (12/22)*	S	51	32	400	62.7	4	0	36t	1/3	113.2	0	0	0.0	—	0				
at Oak. (12/29)*	S	28	25	266	89.3	4	0	63t	1/9	145.8	0	0	0.0	—	0				
<b>Regular Season Totals</b>	<b>16/16</b>	<b>659</b>	<b>450</b>	<b>5,477</b>	<b>68.3</b>	<b>55</b>	<b>10</b>	<b>78t</b>	<b>18/120</b>	<b>115.1</b>	<b>32</b>	<b>-31</b>	<b>-1.0</b>	<b>1t</b>	<b>1</b>				
vs. S.D. (1/12) <sup>††</sup>	S	36	25	230	69.4	2	1	21	0/0	93.5	1	-1	-1.0	-1	0				
vs. N.E. (1/19) <sup>#</sup>	S	43	32	400	74.4	2	0	37	0/0	118.4	1	-1	-1.0	-1	0				
vs. Sea. (1/19) <sup>§</sup>	S	49	34	280	69.4	1	2	23	1/1	73.5	1	0	0.0	0	0				
<b>Postseason Totals</b>	<b>3/3</b>	<b>128</b>	<b>91</b>	<b>910</b>	<b>71.1</b>	<b>5</b>	<b>3</b>	<b>37</b>	<b>1/1</b>	<b>94.2</b>	<b>3</b>	<b>-2</b>	<b>-0.7</b>	<b>0</b>	<b>0</b>				
††AFC Divisional Playoff Game; #AFC Championship Game; §Super Bowl XLVIII																			

# PEYTON MANNING'S NFL SPLITS

Regular Season Only

	Gms.	W	L	Att.	Cmp.	Pct.	Yds.	TD	INT	LG	S/Yds.	Rtg.
Denver	8	6	2	250	155	62.0	1,655	15	5	63	5/30	93.0
Kansas City	10	9	1	356	220	61.8	2,958	20	8	77	12/87	97.6
Oakland	9	7	2	323	226	70.0	2,549	23	9	63t	12/78	105.4
San Diego	11	7	4	463	292	63.1	3,326	24	19	74t	18/119	84.8
<b>AFC West</b>	<b>38</b>	<b>29</b>	<b>9</b>	<b>1,392</b>	<b>893</b>	<b>64.2</b>	<b>10,488</b>	<b>82</b>	<b>41</b>	<b>77</b>	<b>47/314</b>	<b>94.3</b>
Buffalo	11	7	4	338	209	61.8	2,345	13	10	60t	9/66	83.0
Miami	12	5	7	401	244	60.8	2,957	18	18	80t	18/134	79.8
New England	18	6	12	666	419	62.9	4,878	41	24	78t	25/170	90.5
N.Y. Jets	11	7	4	394	247	62.7	2,695	13	11	46t	13/85	82.2
<b>AFC East</b>	<b>52</b>	<b>25</b>	<b>27</b>	<b>1,799</b>	<b>1,119</b>	<b>62.2</b>	<b>12,875</b>	<b>85</b>	<b>63</b>	<b>80t</b>	<b>65/455</b>	<b>84.9</b>
Baltimore	10	8	2	345	223	64.6	2,939	25	5	78t	17/134	109.6
Cincinnati	8	8	0	272	181	66.5	2,118	20	5	69	5/17	106.8
Cleveland	6	6	0	207	138	66.7	1,456	5	7	51	2/10	80.9
Pittsburgh	4	3	1	139	87	62.6	1,042	8	4	80t	8/40	92.7
<b>AFC North</b>	<b>28</b>	<b>25</b>	<b>3</b>	<b>963</b>	<b>629</b>	<b>65.3</b>	<b>7,555</b>	<b>58</b>	<b>21</b>	<b>80t</b>	<b>32/201</b>	<b>100.2</b>
Houston	20	17	3	745	510	68.5	5,852	48	8	80t	27/159	108.9
Indianapolis	1	0	1	49	29	59.2	386	3	1	49	4/21	96.1
Jacksonville	20	15	5	710	462	65.1	5,538	40	14	76t	15/105	99.4
Tennessee	19	14	5	638	448	70.2	4,956	35	13	68t	14/90	102.8
<b>AFC South</b>	<b>60</b>	<b>46</b>	<b>14</b>	<b>2,142</b>	<b>1,449</b>	<b>67.6</b>	<b>16,732</b>	<b>126</b>	<b>36</b>	<b>80t</b>	<b>60/375</b>	<b>103.6</b>
<b>AFC Totals</b>	<b>178</b>	<b>125</b>	<b>53</b>	<b>6,296</b>	<b>4,090</b>	<b>65.0</b>	<b>47,650</b>	<b>351</b>	<b>161</b>	<b>80t</b>	<b>204/1,345</b>	<b>95.7</b>
Arizona	2	2	0	37	25	67.6	384	4	1	72	1/0	126.4
St. Louis	3	2	1	94	60	63.8	621	5	1	36	4/21	96.1
San Francisco	4	2	2	160	103	64.4	1,203	5	6	61t	6/36	81.8
Seattle*	4	2	2	122	83	68.0	1,085	4	2	53	3/6	99.9
<b>NFC West</b>	<b>13</b>	<b>8</b>	<b>5</b>	<b>413</b>	<b>271</b>	<b>65.6</b>	<b>3,293</b>	<b>18</b>	<b>10</b>	<b>72</b>	<b>14/63</b>	<b>94.4</b>
Dallas	5	3	2	201	140	69.7	1,598	11	8	57	3/20	94.9
N.Y. Giants	5	4	1	191	125	65.4	1,440	11	4	57t	4/25	98.5
Philadelphia	5	4	1	154	107	69.5	1,358	12	3	80t	5/32	114.6
Washington	5	4	1	186	124	66.7	1,515	14	6	57t	7/49	103.2
<b>NFC East</b>	<b>20</b>	<b>15</b>	<b>5</b>	<b>732</b>	<b>496</b>	<b>67.8</b>	<b>5,911</b>	<b>48</b>	<b>21</b>	<b>80t</b>	<b>19/126</b>	<b>102.1</b>
Chicago	3	1	2	116	73	62.9	770	7	2	35t	4/38	95.1
Detroit	3	3	0	98	73	74.5	842	10	2	39	2/10	125.5
Green Bay	3	1	2	126	74	58.7	916	8	3	36t	4/27	92.6
Minnesota	3	3	0	107	74	69.2	862	9	3	75	3/19	109.6
<b>NFC North</b>	<b>12</b>	<b>8</b>	<b>4</b>	<b>447</b>	<b>294</b>	<b>65.8</b>	<b>3,390</b>	<b>34</b>	<b>10</b>	<b>75</b>	<b>13/94</b>	<b>104.5</b>
Atlanta	5	3	2	161	113	70.2	1,287	14	7	37t	8/57	104.7
Carolina	4	2	2	136	81	59.6	1,074	5	3	59t	6/24	87.7
New Orleans	5	3	2	145	97	66.9	1,478	14	4	86t	5/26	121.0
Tampa Bay	3	3	0	122	90	73.8	881	7	3	52	1/5	102.5
<b>NFC South</b>	<b>17</b>	<b>11</b>	<b>6</b>	<b>564</b>	<b>381</b>	<b>67.6</b>	<b>4,720</b>	<b>40</b>	<b>17</b>	<b>86t</b>	<b>20/112</b>	<b>101.7</b>
<b>NFC Totals</b>	<b>62</b>	<b>42</b>	<b>20</b>	<b>2,156</b>	<b>1,442</b>	<b>66.9</b>	<b>17,314</b>	<b>140</b>	<b>58</b>	<b>86t</b>	<b>66/395</b>	<b>100.6</b>
<b>NFL Totals</b>	<b>240</b>	<b>167</b>	<b>73</b>	<b>8,452</b>	<b>5,532</b>	<b>65.5</b>	<b>64,964</b>	<b>491</b>	<b>219</b>	<b>86t</b>	<b>270/1,740</b>	<b>97.2</b>
Home	120	90	30	4,179	2,752	65.9	32,577	255	97	80t	129/789	100.1
Road	120	77	43	4,273	2,780	65.1	32,387	236	122	86t	141/951	94.4
Wins	167	167	0	5,665	3,823	67.5	45,525	373	103	80t	161/1,049	106.2
Losses	73	0	73	2,787	1,709	61.3	19,439	118	116	86t	109/691	79.0
Grass	98	68	30	3,567	2,356	66.0	27,432	207	93	80t	114/761	97.6
Turf	144	100	44	4,885	3,176	65.0	37,532	284	126	86t	156/979	96.9
Outdoors	127	88	39	4,644	3,033	65.3	35,224	256	118	80t	148/996	95.9
Domes	113	79	34	3,808	2,499	65.6	29,740	235	101	86t	122/744	98.8
Sundays	211	145	66	7,477	4,861	65.0	56,824	420	198	86t	234/1,518	95.6
Monday	17	13	4	596	407	68.3	4,719	36	16	80t	20/105	100.9
Thursdays	11	9	2	367	255	69.5	3,305	35	5	78t	16/117	123.6
Saturdays	1	0	1	12	9	75.0	116	0	0	39	0/0	104.9
September	50	36	14	1,778	1,152	64.8	14,397	107	46	80t	58/366	99.1
October	55	38	16	1,921	1,282	66.7	15,005	118	48	78t	55/334	100.3
November	64	44	20	2,402	1,536	63.9	17,279	131	73	86t	86/597	90.9
December	66	46	20	2,229	1,485	66.6	17,559	131	50	77	68/429	100.7
January	6	3	3	122	77	63.1	724	4	2	43t	3/14	83.5

\*Includes two games prior to the 2002 season when Seattle was in the AFC





# BRANDON MARSHALL

54

## LINEBACKER

6-1 • 238 • 3RD Yr. • NEVADA

BORN: Sept. 10, 1989, in Las Vegas

HIGH SCHOOL: Cimarron-Memorial High School, Las Vegas

ACQUIRED: Free Agent, 2013

NFL YEAR: 3rd • YEAR WITH BRONCOS: 2nd

NFL GAMES PLAYED/STARTED: 5/0 • POSTSEASON GP/GS: 3/0



### MARSHALL AT A GLANCE:

- A third-year linebacker who played five career regular-season games and three playoff contests during his first two NFL seasons with Jacksonville (2012) and Denver (2013).
- Spent the majority of the 2013 season on the Broncos' practice squad before being elevated to the active roster and appearing in Denver's final four games of the year (1 reg. season, 3 postseason).
- Saw action in five games for the Jaguars as a rookie in 2012 and contributed three special-teams tackles for the club.
- Totaled 259 career tackles, including 40 stops for a loss, as a four-year starter at the University of Nevada.
- Joined the Broncos as a practice-squad signee on Sept. 2, 2013.
- Selected by Jacksonville in the fifth round (142nd overall) of the 2012 NFL Draft.

**CAREER TRANSACTIONS:** Signed by Jacksonville as a draft choice 6/5/12; Waived by Jacksonville 10/27/12; Signed by Jacksonville 10/30/12; Waived by Jacksonville 11/1/12; Signed by Jacksonville (practice squad) 11/5/12; Signed by Jacksonville (active roster) 12/18/12; Waived by Jacksonville 8/30/13; Signed by Denver (practice squad) 9/2/13; Signed by Denver (active roster) 12/24/13.



**2013:** Marshall spent the first 16 weeks of the 2013 season on Denver's practice squad after being waived by Jacksonville at the conclusion of training camp... Signed to the Broncos' active roster Dec. 24... Appeared in Denver's regular-season finale as well as all three playoff contests... Made his first career defensive tackle to go along with a special-teams stop at Oak. (12/29)... Contributed a special-teams tackle in Super Bowl XLVIII vs. Sea. (2/2).

**2012:** Selected by Jacksonville in the fifth round (142nd overall) of the 2012 NFL Draft, Marshall saw action in four of the team's first six games as a rookie before splitting time on the Jaguars' practice squad and active roster during the second half of the season... Posted three special-teams tackles.

**COLLEGE:** Marshall recorded 259 tackles (145 solo), 40 tackles for a loss, six sacks, three interceptions, seven fumble recoveries and three forced fumbles as a four-year starter at the University of Nevada... Made 102 tackles with 10 tackles for a loss as a senior to earn second-team All-Western Athletic Conference honors from Phil Steele Publications.

**PERSONAL:** Marshall played linebacker, running back and tight end at Cimarron-Memorial High School in Las Vegas, earning first-team All-Sunset Conference and second-team all-state as a senior... Finished his prep career with 68 tackles, 13 sacks, 57 quarterback pressures, four fumble recoveries and 10 offensive touchdowns... Brandon Markieth Marshall was born on Sept 10, 1989, in Las Vegas.

### MARSHALL'S REGULAR SEASON RECORD

Year	Club	G	S	UT	A	TT	S-Yds.	I-Yds.	PD	FF	FR	TD-Int.	TD-FR	S	Pts.
2012	Jacksonville	5	0	0	0	0	0-0	0-0	0	0	0	0	0	0	0
2013	Denver	1	0	1	0	1	0-0	0-0	0	0	0	0	0	0	0
<b>CAREER TOTALS</b>		<b>6</b>	<b>0</b>	<b>1</b>	<b>0</b>	<b>1</b>	<b>0-0</b>	<b>0-0</b>	<b>0</b>	<b>0</b>	<b>0</b>	<b>0</b>	<b>0</b>	<b>0</b>	<b>0</b>

**ADDITIONAL STATISTICS:** Special teams tackles — 2012 (3), 2013 (1), TOTAL (4).

### MARSHALL'S POSTSEASON RECORD

Year	Club	G	S	UT	A	TT	S-Yds.	I-Yds.	PD	FF	FR	TD-Int.	TD-FR	S	Pts.
2013	Denver	3	0	0	0	0	0-0	0-0	0	0	0	0	0	0	0
<b>CAREER TOTALS</b>		<b>3</b>	<b>0</b>	<b>0</b>	<b>0</b>	<b>0</b>	<b>0-0</b>	<b>0-0</b>	<b>0</b>	<b>0</b>	<b>0</b>	<b>0</b>	<b>0</b>	<b>0</b>	<b>0</b>

**ADDITIONAL STATISTICS:** Special teams tackles — 2013 (1), TOTAL (1).

## BRANDON MARSHALL'S CAREER GAME-BY-GAME

(Victories asterisked)

2012 JACKSONVILLE (2-14)			TACKLES								
Date	Opponent	P/S	UT	A	TT	S-Yds.	I-Yds.	PD	FF	FR	
Sep 9	at Minnesota	P	0	0	0	0-0	0-0	0	0	0	
Sep 16	vs. Houston	P	0	0	0	0-0	0-0	0	0	0	
Sep 23	at Indianapolis*	P	0	0	0	0-0	0-0	0	0	0	
Sep 30	vs. Cincinnati			INACTIVE							
Oct 7	vs. Chicago	P	0	0	0	0-0	0-0	0	0	0	
Oct 21	at Oakland			INACTIVE							
WAIVED BY JACKSONVILLE ON NOV. 1 / SIGNED TO JACKSONVILLE'S PRACTICE SQUAD ON NOV. 5											
Games 9-14				PRACTICE SQUAD							
Dec 23	vs. New England			INACTIVE							
Dec 30	at Tennessee	P	0	0	0	0-0	0-0	0	0	0	
Regular Season Totals			5/0	0	0	0-0	0-0	0	0	0	
2013 DENVER (13-3)			TACKLES								
Date	Opponent	P/S	UT	A	TT	S-Yds.	I-Yds.	PD	FF	FR	
Games 1-15				PRACTICE SQUAD							
Dec 29	at Oakland*	P	1	0	1	0-0	0-0	0	0	0	
Regular Season Totals			1/0	1	0	1	0-0	0-0	0	0	0
Jan 12	vs. San Diego*†	P	0	0	0	0-0	0-0	0	0	0	
Jan 19	vs. New England*‡	P	0	0	0	0-0	0-0	0	0	0	
Feb 2	vs. Seattle§	P	0	0	0	0-0	0-0	0	0	0	
Postseason Totals			3/0	0	0	0	0-0	0-0	0	0	0
AFC Divisional Playoff Game: ‡AFC Championship Game: §Super Bowl XLVIII											

†AFC Divisional Playoff Game; ‡AFC Championship Game; §Super Bowl XLVIII



## LERENTEE McCRAY

55

LINEBACKER

6-3 • 249 • 2ND YR. • FLORIDA

BORN: Aug. 26, 1990, in Ocala, Fla.

HIGH SCHOOL: Dunnellon High School, Ocala, Fla.

ACQUIRED: College Free Agent, 2013

NFL YEAR: 2nd • YEAR WITH BRONCOS: 2nd

NFL GAMES PLAYED/STARTED: 0/0



### MCCRAY AT A GLANCE:

- A second-year linebacker who spent his rookie season with Denver on injured reserve after hurting his ankle during the club's preseason finale.
- Appeared in all four preseason contests (1 start) for the Broncos in 2013 and tied for the team lead with a pair of sacks (16 yds.) to go along with eight tackles (5 solo) and one forced fumble.
- Saw action in 42 games (17 starts) for the University of Florida and tallied 65 tackles (40 solo), 4.5 sacks (25 yds.), one interception (25 yds.), five passes defended, three forced fumbles and one fumble recovery.
- Opened all 12 games as a senior for the Gators and collected 25 tackles, three sacks, one interception and one forced fumble.
- Entered the NFL with Denver as a college free agent on April 30, 2013.

**CAREER TRANSACTIONS:** Signed by Denver as a college free agent 4/30/13; Placed on injured reserve (ankle) by Denver 8/31/13.



**2013:** McCray, who entered the NFL with the Broncos as a college free agent, spent his rookie year on injured reserve after hurting his ankle in Denver's preseason finale.

**COLLEGE:** McCray appeared in 42 games (17 starts) for the University of Florida and totaled 65 tackles (40 solo), 4.5 sacks (25 yds.), one interception (25 yds.), five passes defended, three forced fumbles and one fumble recovery... Started all 12 games as a senior for the Gators and tallied 25 tackles, three sacks, one interception and one forced fumble.

**PERSONAL:** Starred as a two-way player for Dunnellon High School in Ocala, Fla., where he collected 118 tackles and nine sacks on defense and 500 rushing yards to go along with 11 touchdowns on offense as a senior to earn first-team Class 3A all-state honors... Lerentee McCray was born on Aug. 26, 1990.

### MCCRAY'S REGULAR SEASON RECORD

Year	Club	G	S	UT	A	TT	S-Yds.	I-Yds.	PD	FF	FR	TD-Int.	TD-FR	S	Pts.
2013	Denver														
INJURED RESERVE															
<b>CAREER TOTALS</b>		<b>0</b>	<b>0</b>	<b>0</b>	<b>0</b>	<b>0</b>	<b>0-0</b>	<b>0-0</b>	<b>0</b>	<b>0</b>	<b>0</b>	<b>0</b>	<b>0</b>	<b>0</b>	<b>0</b>



## RYAN MILLER

73

### OFFENSIVE GUARD

6-7 • 320 • 2ND YR. • COLORADO

**BORN:** July 6, 1989, in Littleton, Colo.

**HIGH SCHOOL:** Columbine High School, Littleton, Colo.

**ACQUIRED:** Free Agent, 2014

**NFL YEAR:** 2nd • **YEAR WITH BRONCOS:** 1st

**NFL GAMES PLAYED/STARTED:** 8/0



### MILLER AT A GLANCE:

- A second-year offensive guard who appeared in eight games with Cleveland in 2012 before spending the 2013 season out of football.
- Lettered five times at the University of Colorado and set a school record with 48 career starts for the Buffaloes.
- Named a second-team All-American offensive lineman by the Walter Camp Football Foundation following his senior season for Colorado in 2011.
- Joined the Broncos as a free agent on Dec. 31, 2013.
- Selected by Cleveland in the fifth round (160th overall) of the 2012 NFL Draft.

**CAREER TRANSACTIONS:** Signed by Cleveland as a draft choice 5/12/12; Waived by Cleveland 8/27/13; Signed by Denver to a future contract 12/31/13.



**2013:** Miller competed with Cleveland in training camp before being waived by the club on Aug. 27.

**2012:** Selected by Cleveland in the fifth round (160th overall) of the 2012 NFL Draft, Miller appeared in eight games for the Browns as a reserve... Made his NFL debut on special teams in the team's opener vs. Phi. (9/9)... Saw extended playing time at right guard in the regular-season finale at Pit. (12/30).

**COLLEGE:** Miller started a school-record 48 games for the University of Colorado and earned five letters during his career... Recognized as a second-team All-American by the Walter Camp Football Foundation after his senior year in 2011... Missed just two offensive snaps over his final three seasons with the Buffaloes... Earned a medical redshirt in 2008 after suffering a broken fibula in the fourth game of the season.

**PERSONAL:** Miller was named Colorado's Gatorade Player of the Year as a senior at Columbine High School in Littleton, Colo., where he led the Rebels to the Class 5A State Championship... Ryan Miller was born on July 6, 1989.

### MILLER'S REGULAR SEASON RECORD

Year	Club	G	S
2012	Cleveland	8	0
<b>CAREER TOTALS</b>		<b>8</b>	<b>0</b>



## VON MILLER

58

### LINEBACKER

6-3 • 250 • 4TH YR. • TEXAS A&M

**BORN:** March 26, 1989, in DeSoto, Texas

**HIGH SCHOOL:** DeSoto (Texas) High School

**ACQUIRED:** Draft #1 (2nd overall), 2011

**NFL YEAR:** 4th • **YEAR WITH BRONCOS:** 4th

**NFL GAMES PLAYED/STARTED:** 40/40 • **POSTSEASON GP/GS:** 3/3



### MILLER AT A GLANCE:

- A fourth-year linebacker whose 35 career sacks represent the 10th most by an NFL player through his first three seasons (since 1982).
- Became the first player in Broncos history to receive Pro Bowl honors during his first two seasons before being limited to nine games during the 2013 campaign.
- Voted as runner-up for the NFL Defensive Player of

### 58's TROPHY CASE

Pro Bowls (2)	.....2011-12
All-Pro (First Team)	.....2012
All-Pro (Second Team)	.....2011
NFL Defensive Rookie of the Year	....2011

## MILLER IN DENVER'S RECORD BOOKS

### MOST SACKS IN A SEASON, BRONCOS HISTORY

Player	Sacks
1. Von Miller, 2012	18.5
2. Elvis Dumervil, 2009	17.0
3. Simon Fletcher, 1992	16.0
4. Simon Fletcher, 1993	13.5
Simon Fletcher, 1991	13.5

### MOST SACKS BY A ROOKIE, BRONCOS HISTORY

Player	Sacks
1. Von Miller, 2011	11.5
Rulon Jones, 1980	11.5
3. Mike Croel, 1991	10.0
4. Elvis Dumervil, 2006	8.5
5. Lyle Alzado, 1971	8.0

the Year in 2012, setting a Broncos single-season record with 18.5 sacks and finishing the year also ranked in the NFL's Top 5 in quarterback knockdowns (27), quarterback hurries (12), tackles for a loss (28), run stuffs (13) and forced fumbles (6).

- Joined current teammate DeMarcus Ware (Dal., 2008) in 2012 as the only two players since at least 1994 with 15 sacks, 25 tackles for a loss and five forced fumbles in a single season.
- Won AFC Defensive Player of the Month honors after leading the conference with eight sacks and 10 tackles for a loss in November 2012.
- Received All-Pro recognition from the Associated Press following each of his first two seasons, including first-team designation in 2012 and second-team honors as a rookie in 2011.
- Named NFL Defensive Rookie of the Year and a Pro Bowl starter in 2011 after tying the franchise rookie sack record (11.5).
- Finished fifth on the Broncos with 64 tackles (50 solo) as a rookie in addition to leading the club with 19 tackles for a loss and 24 quarterback hits in 15 starts.
- Became just the second player in Broncos history (K David Treadwell, 1989) to be selected to the Pro Bowl as a rookie.
- Posted 27.5 sacks in 26 starts over his last two seasons at Texas A&M University and won the Butkus Award (nation's best linebacker) in addition to being named a consensus All-American as a senior in 2010.
- Finished his collegiate career with 33 sacks (fourth in school history) and 50.5 tackles for a loss in 47 games played (30 starts).
- Named to *The Sporting News*' Freshman All-Big 12 Team in 2007 after seeing action in nine games as a true freshman for the Aggies.
- Selected by the Broncos in the first round (2nd overall) of the 2011 NFL Draft.

**CAREER TRANSACTIONS:** Signed by Denver as a draft choice 7/29/11; Placed on injured reserve (knee) by Denver 12/24/13.



**2013:** Miller started all nine games he appeared in after serving a six-game suspension to begin the season and ending the year on injured reserve... Made his 2013 debut with two tackles, including one for a loss, and two quarterback hits at Ind. (10/20)... Sacked Robert Griffin III and forced a fumble that was recovered by Derek Wolfe vs. Was. (10/27)... Recovered his first career fumble and returned it 60 yards for a touchdown at N.E. (11/24) to mark seventh-longest such play in team history... Tore his ACL at Hou. (12/22) and was placed on injured reserve on Dec. 24.

**2012:** Miller started every game for the Broncos in his second NFL season and finished as the runner-up for NFL Defensive Player of the Year after ranking in the league's Top 5 in sacks (18.5), quarterback knockdowns (27), quarterback hurries (12), tackles for a loss (28), run stuffs (13) and forced fumbles (6)... Ranked fourth on the team with 68 tackles (55 solo) and added an interception returned for a touchdown while receiving first-team All-Pro recognition and being selected to his second consecutive Pro Bowl as a starter... Set the franchise single-season record with 18.5 sacks to rank third in the NFL and joined DeMarcus Ware (Dal., 2008) as one of two players since at least 1994 with 15 sacks, 25 tackles for a loss and five forced fumbles in a single season...

## MILLER ON A TORRID PACE THROUGH THREE SEASONS

### MOST SACKS THROUGH FIRST THREE NFL SEASONS (SINCE 1982)

Player	Years	No.
1. Reggie White, Phi.	1985-87	52.0
2. Derrick Thomas, K.C.	1989-91	43.5
3. Aldon Smith, S.F.	2011-13	42.0
4. Dwight Freeney, Ind.	2002-04	40.0
5. Shawne Merriman, S.D.	2005-07	39.5
6. Richard Dent, Chi.	1983-85	37.5
7. J.J. Watt, Hou.	2011-13	36.5
8. Jevon Kearse, Ten.	1999-2001	36.0
9. Anthony Smith, LAA	1991-93	36.0
10. Von Miller, Den.	2011-13	35.0

## MILLER ENJOYS HISTORIC YEAR IN 2012

### MOST SACKS NFL, 2012

Player	No.
1. J.J. Watt, Hou.	20.5
2. Aldon Smith, S.F.	19.5
3. <b>Von Miller, Den.</b>	<b>18.5</b>
4. Cameron Wake, Mia.	15.0
5. Geno Atkins, Cin.	13.0

### MOST TACKLES FOR A LOSS, NFL, 2012

Player	No.
1. J.J. Watt, Hou.	39
2. <b>Von Miller, Den.</b>	<b>28</b>
3. Lavonte David, T.B.	20
4. Michael Bennett, T.B.	18
Aldon Smith, S.F.	18

Named AFC Defensive Player of the Month for November after totaling 20 tackles (18 solo), eight sacks (54 yds.), 10 tackles for a loss and three forced fumbles in four games... Tied his career high with a pair of sacks, while adding eight tackles (7 solo), one pass breakup, one forced fumble and five tackles for a loss at N.E. (10/7)... Set a career high with three sacks (18 yds.) at Cin. (11/4)... Earned Peter King's Defensive Player of the Week award after making six tackles—all of which came for a loss or no gain—in addition to one sack, one forced fumble and a quarterback hit on quarterback Cam Newton that resulted in an interception returned for a touchdown at Car. (11/11)... Became the first Bronco since at least 1982 to record three sacks and two forced fumbles in a single game vs. S.D. (11/18), earning Peter King's Defensive Player of the Week award for the second consecutive week... Intercepted his first career pass and returned it 26 yards for a touchdown vs. T.B. (12/2)... Extended his sack streak to a career-best six games, strip-sacking quarterback Carson Palmer for his fifth forced fumble in a five-week span at Oak. (12/6)... Became the Broncos' single-season sack record holder with 1.5 sacks vs. Cle. (12/23)... Sacked quarterback Brady Quinn to extend his single-season record to 18.5 vs. K.C. (12/30)... Led the team with nine tackles and a half sack in Denver's AFC Divisional Playoff Game vs. Bal. (1/12).

**2011:** Selected by Denver in the first round (2nd overall) of the 2011 NFL Draft, Miller started all 15 games played and tied the franchise rookie record with 11.5 sacks en route to being named the Associated Press NFL Defensive Player of the Year... Elected as a starter for the Pro Bowl to become just the second Bronco to play in the league's annual All-Star game as a rookie in addition to garnering second-team All-Pro honors from the Associated Press... Finished fifth on the club with 64 tackles (50 solo) and added a team-best 19 tackles for a loss and 24 quarterback hits to go along with four passes defended and two forced fumbles... Named the Denver Athletic Club's Colorado Athlete of the Year... Missed Week 13 with a thumb injury and was forced to play the season's final six games, including the playoffs, with a cast on his hand... Produced two separate five-game stretches with at least a half sack.

**COLLEGE:** Miller played 47 games (30 starts) at Texas A&M University and finished his career with 182 tackles (104 solo), 33 sacks (fourth in school history), 50.5 tackles for a loss, 10 forced fumbles and four fumble recoveries... Posted 27.5 sacks in 26 starts over his last two seasons and won the Butkus Award (nation's best linebacker) in addition to being named a consensus All-American as a senior in 2010... Tabbed as a unanimous All-Big 12 Conference performer after leading the nation with 17 sacks (115 yds.) as a junior in 2009 playing a hybrid "jack" position... Named to *The Sporting News*' Freshman All-Big 12 Team in 2007 after seeing action in nine games as a true freshman for the Aggies.

**PERSONAL:** Miller attended DeSoto (Texas) High School, where he was named the District 8-5A Defensive MVP as a senior after totaling 76 tackles and six sacks... Rated the No. 6 middle linebacker in the nation by *Scout.com* and was named to Dave Campbell's Texas Football Super Team (second-team defensive line)... Majored in university studies with a concentration in agriculture and life sciences at Texas A&M... Started Von's Vision, a foundation dedicated to providing eye care, glasses and contact lenses to underprivileged youth... Visited the Middle East as part of an NFL USO Tour in March 2013... Von Miller was born on March 26, 1989, in DeSoto, Texas.

### MILLER'S REGULAR SEASON RECORD

Year	Club	G	S	UT	A	TT	S-Yds.	I-Yds.	PD	FF	FR	TD-Int.	TD-FR	S	Pts.
2011	Denver	15	15	50	14	64	11.5-77	0-0	4	2	0	0	0	0	0
2012	Denver	16	16	55	13	68	18.5-129.5	1-26	2	6	0	1	0	0	6
2013	Denver	9	9	27	7	34	5-29	0-0	1	3	1	0	1	0	6
<b>CAREER TOTALS</b>		<b>40</b>	<b>40</b>	<b>142</b>	<b>34</b>	<b>166</b>	<b>35-235.5</b>	<b>1-26</b>	<b>7</b>	<b>11</b>	<b>1</b>	<b>1</b>	<b>1</b>	<b>0</b>	<b>12</b>

### MILLER'S POSTSEASON RECORD

Year	Club	G	S	UT	A	TT	S-Yds.	I-Yds.	PD	FF	FR	TD-Int.	TD-FR	S	Pts.
2011	Denver	2	2	3	0	3	1-4	0-0	0	0	0	0	0	0	0
2012	Denver	1	1	7	2	9	0.5-3.5	0-0	0	0	0	0	0	0	0
<b>CAREER TOTALS</b>		<b>3</b>	<b>3</b>	<b>10</b>	<b>2</b>	<b>12</b>	<b>1.5-7.5</b>	<b>0-0</b>	<b>0</b>	<b>0</b>	<b>0</b>	<b>0</b>	<b>0</b>	<b>0</b>	<b>0</b>

### MILLER'S SINGLE-GAME HIGHS

(Postseason in parentheses)

**Tackles** — 10 at San Diego, 11/27/11 (9 vs. Baltimore, 1/12/13). **Sacks** — 3, twice, last vs. San Diego, 11/18/12 (1 vs. Pittsburgh, 1/8/12). **Sack yards** — 29 vs. San Diego, 11/18/12 (4 vs. Pittsburgh, 1/8/12). **Interceptions** — 1 vs. Tampa Bay, 12/2/12 (none). **Interception return yards** — 26t vs. Tampa Bay, 12/2/12 (none). **Forced Fumbles** — 2 vs. San Diego, 11/18/12 (none). **Fumble recoveries** — 1 at New England, 11/24/13 (none). **Fumble return yards** — 60t at New England, 11/24/13 (none). **Consecutive games with at least one sack** — 6 Games 8-13, 2012 (1 vs. Pittsburgh, 1/8/12).

## MILLER'S SACKS BY QUARTERBACK

*Figures in italics include postseason totals*

Quarterback	Sacks	Quarterback	Sacks
Philip Rivers	7.0	Brandon Weeden	1.5
Tom Brady	4.0	Josh Freeman	1.0
Andy Dalton	4.0	Robert Griffin III	1.0
<i>Ben Roethlisberger</i>	<i>3.0</i>	Caleb Hanie	1.0
Brady Quinn	2.0	Matt Hasselbeck	1.0
Aaron Rodgers	2.0	Matt Moore	1.0
Matt Cassel	1.5	Cam Newton	1.0
Carson Palmer	1.5	Matt Ryan	1.0
Mark Sanchez	1.5	Joe Flacco	0.5

## MILLER'S MULTIPLE-SACK GAMES (9)

*\*denotes win (The Broncos are 6-3 when Miller records more than one sack in a game.)*

Date	Opponent	S-Yds.
10/2/11	at Green Bay	2-12
11/13/11	at Kansas City*	1.5-6.5
11/17/11	vs. N.Y. Jets*	1.5-12
9/9/12	vs. Pittsburgh*	2-15
10/7/12	at New England	2-7
11/4/12	at Cincinnati*	3-18
11/18/12	vs. San Diego*	3-29
12/23/12	vs. Cleveland*	1.5-12.5
11/24/13	at New England	2-11

## VON MILLER'S CAREER GAME-BY-GAME

*(Victories asterisked)*

### 2011 DENVER (8-8)

### TACKLES

Date	Opponent	P/S	UT	A	TT	S-Yds.	I-Yds	PD	FF	FR
Sep 12	vs. Oakland	S	3	2	5	0-0	0-0	0	1	0
Sep 18	vs. Cincinnati*	S	3	0	3	1-13	0-0	2	0	0
Sep 25	at Tennessee	S	3	1	4	1-7	0-0	0	1	0
Oct 2	at Green Bay	S	4	0	4	2-12	0-0	0	0	0
Oct 9	vs. San Diego	S	2	0	2	1-6	0-0	0	0	0
Oct 23	at Miami*	S	3	2	5	1-3	0-0	0	0	0
Oct 30	vs. Detroit	S	3	0	3	0-0	0-0	0	0	0
Nov 6	at Oakland*	S	4	1	5	0.5-3.5	0-0	0	0	0
Nov 13	at Kansas City*	S	4	3	7	1.5-6.5	0-0	0	0	0
Nov 17	vs. N.Y. Jets*	S	8	1	9	1.5-12	0-0	1	0	0
Nov 27	at San Diego*	S	8	2	10	1-6	0-0	1	0	0
Dec 4	at Minnesota*				INACTIVE					
Dec 11	vs. Chicago*	S	4	1	5	1-8	0-0	0	0	0
Dec 18	vs. New England	S	1	0	1	0-0	0-0	0	0	0
Dec 24	at Buffalo	S	0	1	1	0-0	0-0	0	0	0
Jan 1	vs. Kansas City	S	0	0	0	0-0	0-0	0	0	0

**Regular Season Totals** 15/15 50 14 64 11.5-77 0-0 4 2 0

Jan 8 vs. Pittsburgh\* S 3 0 3 1-4 0-0 0 0 0

Jan 14 at New England† S 0 0 0 0-0 0-0 0 0 0

**Postseason Totals** 2/2 3 0 3 1-4 0-0 0 0 0

†AFC Wild Card Game; †AFC Divisional Playoff Game

### 2012 DENVER (13-3)

### TACKLES

Date	Opponent	P/S	UT	A	TT	S-Yds.	I-Yds	PD	FF	FR
Sep 9	vs. Pittsburgh*	S	4	0	4	2-15	0-0	0	0	0
Sep 17	at Atlanta	S	3	0	3	1-11	0-0	0	0	0
Sep 23	vs. Houston	S	0	3	3	0-0	0-0	0	0	0
Sep 30	vs. Oakland*	S	4	1	5	0-0	0-0	0	0	0
Oct 7	at New England	S	7	1	8	2-7	0-0	1	1	0
Oct 15	at San Diego*	S	2	1	3	1-6	0-0	0	0	0
Oct 28	vs. New Orleans*	S	1	0	1	0-0	0-0	0	0	0
Nov 4	at Cincinnati*	S	4	2	6	3-18	0-0	0	0	0
Nov 11	at Carolina*	S	6	0	6	1-6	0-0	0	1	0
Nov 18	vs. San Diego*	S	6	0	6	3-29	0-0	0	2	0
Nov 25	at Kansas City*	S	2	0	2	1-1	0-0	0	0	0
Dec 2	vs. Tampa Bay*	S	5	1	6	1-7	1-26†	1	1	0
Dec 6	at Oakland*	S	3	1	4	1-10	0-0	0	1	0
Dec 16	at Baltimore*	S	2	1	3	0-0	0-0	0	0	0
Dec 23	vs. Cleveland*	S	4	1	5	1.5-12.5	0-0	0	0	0
Dec 30	vs. Kansas City*	S	2	1	3	1-7	0-0	0	0	0

**Regular Season Totals** 16/16 55 13 68 18.5-129.5 1-26 2 6 0

Jan 12 vs. Baltimore† S 7 2 9 0.5-3.5 0-0 0 0 0

**Postseason Totals** 1/1 7 2 9 0.5-3.5 0-0 0 0 0

†AFC Divisional Playoff Game



2013 DENVER (13-3)		TACKLES									
Date	Opponent	P/S	UT	A	TT	S-Yds.	I-Yds	PD	FF	FR	
Games 1-6											
Oct 20	at Indianapolis	S	2	0	2	0-0	0-0	0	0	0	
Oct 27	vs. Washington*	S	4	1	5	1-9	0-0	0	1	0	
Nov 10	at San Diego*	S	5	1	6	1-2	0-0	0	0	0	
Nov 17	vs. Kansas City*	S	0	1	1	0-0	0-0	0	0	0	
Nov 24	at New England	S	6	2	8	2-11	0-0	0	1	1	
Dec 1	at Kansas City*	S	2	0	2	0-0	0-0	0	0	0	
Dec 8	vs. Tennessee*	S	3	0	3	1-7	0-0	1	1	0	
Dec 12	vs. San Diego	S	4	2	6	0-0	0-0	0	0	0	
Dec 22	at Houston*	S	1	0	1	0-0	0-0	0	0	0	
PLACED ON INJURED RESERVE (KNEE) ON DEC. 24											
Regular Season Totals		9/9	27	7	34	3-18	0-0	1	3	1	



## CHARLES MITCHELL

41

### SAFETY



**5-11 • 205 • 2ND YR. • MISSISSIPPI STATE**

**BORN:** Sept. 13, 1989, in Clarksdale, Miss.

**HIGH SCHOOL:** Clarksdale (Miss.) High School

**ACQUIRED:** Free Agent, 2014

**NFL YEAR:** 2nd • **YEAR WITH BRONCOS:** 1st

**NFL GAMES PLAYED/STARTED:** 10/0 • **POSTSEASON GP/GS:** 2/0

### MITCHELL AT A GLANCE:

- A second-year safety who appeared in 10 regular-season games and two postseason contests as a rookie with Atlanta in 2012.
- Logged time on special teams and defense during his initial NFL campaign and contributed one tackle on each unit for the Falcons.
- Saw action in 50 career games at Mississippi State University, totaling 283 tackles and four interceptions.
- Combined for 188 tackles during his final two collegiate seasons with the Bulldogs, including a career-best 95 defensive stops as a senior to rank second on the team.
- Joined the Broncos as a free agent on May 9, 2014.
- Selected by Atlanta in the sixth round (192nd overall) of the 2012 NFL Draft.

**CAREER TRANSACTIONS:** Signed by Atlanta as a draft choice 5/13/12; Waived by Atlanta 8/30/13; Signed by Denver to a future contract 1/22/14; Waived by Denver 5/12/14; Signed by Denver 5/9/14.



**2013:** Mitchell competed with Atlanta during the preseason before being waived by the club on Aug. 30.

**2012:** Selected by Atlanta in the sixth round (192nd overall) of the 2012 NFL Draft, Mitchell appeared in 10 regular-season games as a rookie and collected one tackle each on defense and special teams... Saw action in both of the Falcon's postseason contests.

**COLLEGE:** Mitchell totaled 283 tackles and four interceptions in 50 career games at Mississippi State University... Ranked second on the Bulldogs with 95 tackles as a senior in 2011 and added one sack, six passes defended and one forced fumble... Named to the Southeastern Conference All-Freshman Team after playing all 12 games as a true freshman in 2008.

**PERSONAL:** Mitchell attended Clarksdale (Miss.) High School, where he collected 78 tackles, four sacks and two interceptions as a senior to earn Mississippi Gatorade Player of the Year honors... Selected to play in the Mississippi-Alabama High School All-Star Game and led his team to victory with nine tackles and one interception... Charles Mitchell was born on Sept. 13, 1989.

### MITCHELL'S REGULAR SEASON RECORD

Year	Club	G	S	UT	A	TT	S-Yds.	I-Yds.	PD	FF	FR	TD-Int.	TD-FR	S	Pts.
2012	Atlanta	10	0	0	1	1	0-0	0-0	0	0	0	0	0	0	0
<b>CAREER TOTALS</b>		<b>10</b>	<b>0</b>	<b>0</b>	<b>1</b>	<b>1</b>	<b>0-0</b>	<b>0-0</b>	<b>0</b>	<b>0</b>	<b>0</b>	<b>0</b>	<b>0</b>	<b>0</b>	<b>0</b>

**ADDITIONAL STATISTICS:** Special teams tackles — 2012 (1), TOTAL (1).

### MITCHELL'S POSTSEASON RECORD

Year	Club	G	S	UT	A	TT	S-Yds.	I-Yds.	PD	FF	FR	TD-Int.	TD-FR	S	Pts.
2012	Atlanta	2	0	0	0	0	0-0	0-0	0	0	0	0	0	0	0
<b>CAREER TOTALS</b>		<b>2</b>	<b>0</b>	<b>0</b>	<b>0</b>	<b>0</b>	<b>0-0</b>	<b>0-0</b>	<b>0</b>	<b>0</b>	<b>0</b>	<b>0</b>	<b>0</b>	<b>0</b>	<b>0</b>

## CHARLES MITCHELL'S CAREER GAME-BY-GAME

(Victories asterisked)

2012 ATLANTA (13-3)		TACKLES									
Date	Opponent	P/S	UT	A	TT	S-Yds.	I-Yds	PD	FF	FR	
Sep 9	at Kansas City*				INACTIVE						
Sep 17	vs. Denver*				INACTIVE						
Sep 23	at San Diego*	P	0	0	0	0-0	0-0	0	0	0	
Sep 30	vs. Carolina*	P	0	0	0	0-0	0-0	0	0	0	
Oct 7	at Washington*	P	0	0	0	0-0	0-0	0	0	0	
Oct 14	vs. Oakland*	P	0	0	0	0-0	0-0	0	0	0	
Oct 28	at Philadelphia*	P	0	0	0	0-0	0-0	0	0	0	
Nov 4	vs. Dallas*	P	0	0	0	0-0	0-0	0	0	0	
Nov 11	at New Orleans				INACTIVE						
Nov 18	vs. Arizona*				INACTIVE						
Nov 25	at Tampa Bay*				INACTIVE						
Nov 29	vs. New Orleans*				INACTIVE						
Dec 9	at Carolina	P	0	0	0	0-0	0-0	0	0	0	
Dec 16	vs. N.Y. Giants*	P	0	1	1	0-0	0-0	0	0	0	
Dec 22	at Detroit*	P	0	0	0	0-0	0-0	0	0	0	
Dec 30	vs. Tampa Bay	P	0	0	0	0-0	0-0	0	0	0	
<b>Regular Season Totals</b>		<b>10/0</b>	<b>0</b>	<b>1</b>	<b>1</b>	<b>0-0</b>	<b>0-0</b>	<b>0</b>	<b>0</b>	<b>0</b>	
Jan 13	vs. Seattle*†	P	0	0	0	0-0	0-0	0	0	0	
Jan 20	vs. San Francisco#	P	0	0	0	0-0	0-0	0	0	0	
<b>Postseason Totals</b>		<b>2/0</b>	<b>0</b>	<b>0</b>	<b>0</b>	<b>0-0</b>	<b>0-0</b>	<b>0</b>	<b>0</b>	<b>0</b>	

†NFC Divisional Playoff Game; #NFC Championship Game



## WILL MONTGOMERY

64

CENTER



6-3 • 304 • 9TH YR. • VIRGINIA TECH

BORN: Feb. 13, 1983, in Brunswick, Maine

HIGH SCHOOL: Centreville High School, Clifton, Va.

ACQUIRED: Free Agent, 2014

NFL YEAR: 9th • YEAR WITH BRONCOS: 1st

NFL GAMES PLAYED/STARTED: 90/63 • POSTSEASON GP/GS: 1/1

### MONTGOMERY AT A GLANCE:

- A ninth-year offensive lineman who appeared in 90 career regular-season games with Carolina (2006), the N.Y. Jets (2007-08) and Washington (2008-12), opening 46 contests at center, 10 at right guard and seven at left guard.
- Started every game for the Redskins during the last three seasons (2010-12), competing at center in all but two contests and playing 3,387 of 3,393 (99.8%) possible offensive snaps.
- Appeared in six games (4 starts) in 2006 as a rookie for Carolina under current Broncos Head Coach John Fox.
- Saw action in 43 career games (36 starts) at Virginia Tech, working his way up from a walk-on defensive tackle to become a three-time Atlantic Coast Conference Offensive Lineman of the Week as a senior in 2005.
- Joined the Broncos as a free agent on April 2, 2014.
- Selected by Carolina in the seventh round (234th overall) of the 2006 NFL Draft.

**CAREER TRANSACTIONS:** Drafted by Carolina 4/30/06; Waived by Carolina 9/2/07; Signed by N.Y. Jets 9/19/07; Waived by N.Y. Jets 9/25/08; Signed by N.Y. Jets 9/29/08; Waived by N.Y. Jets 10/14/08; Signed by Washington 12/9/08; Released by Washington 3/14/14; Signed by Denver 4/2/14.



**2013:** Montgomery started all 16 games for the third consecutive season and participated in every offensive snap for the Redskins... Helped Washington finish in ninth in the NFL in total offense (369.7 ypg) and fifth in the league in rushing offense (135.3 ypg).

**2012:** Montgomery opened all 16 regular-season games as well as Washington's playoff contest while helping the club lead the league in rushing with their highest output (169.3 ypg) in 61 years.

**2011:** Montgomery started all 16 games for the first time in his career, opening 14 contests at center and two at left guard.

**2010:** Montgomery appeared in 13 games (6 starts) for the Redskins and saw time at guard and center as well as on special teams.

**2009:** Montgomery played all 16 games for the first time in his career, earning three starts during the regular season.

**2008:** Montgomery did not see any game action but spent time with the N.Y. Jets and Washington during the regular season... Waived by the Jets on Sept. 25 before being re-acquired by the club four days later... Waived again by the Jets on Oct. 14 and was signed by the Redskins on Dec. 9.

**2007:** Montgomery appeared in seven games for the Jets with two starts at left guard.

**2006:** Selected by Carolina in the seventh round (234th overall) of the 2006 NFL Draft, Montgomery started 4-of-6 games played as a rookie for the Panthers... Made his first NFL start at right guard at Min. (9/17).

**COLLEGE:** Montgomery opened 36-of-43 games played at Virginia Tech, ending his career as a senior by being named Atlantic Coast Conference Offensive Lineman of the Week on three occasions... Began his collegiate career as a walk-on defensive tackle.

**PERSONAL:** Montgomery attended Centreville High School in Clifton, Va., where he played on the offensive and defensive lines... Helped the Wildcats win the Virginia AAA Division 6 state championship as a senior and was named a first-team all-state selection by the Associated Press... Earned a bachelor's in business information technology at Virginia Tech in addition to a master's in health promotion... Participated in the Harvard Business School MBA program offered by the NFL during the 2012 offseason... Will Montgomery was born on Feb. 13, 1983, in Brunswick, Maine.

### MONTGOMERY'S REGULAR SEASON RECORD

Year	Club	G	S
2006	Carolina	6	4
2007	N.Y. Jets	7	2
2008	NYJ/Was.	0	0
2009	Washington	16	3
2010	Washington	13	6
2011	Washington	16	16
2012	Washington	16	16
2013	Washington	16	16
<b>CAREER TOTALS</b>		<b>90</b>	<b>63</b>

### MONTGOMERY'S POSTSEASON RECORD

Year	Club	G	S
2012	Washington	1	1
<b>CAREER TOTALS</b>		<b>1</b>	<b>1</b>



## RAHIM MOORE

26

SAFETY



6-1 • 195 • 4TH YR. • UCLA

**BORN:** Feb. 11, 1990, in Los Angeles

**HIGH SCHOOL:** Susan Miller Dorsey High School, Los Angeles

**ACQUIRED:** Draft #2a (45th overall), 2011

**NFL YEAR:** 4th • **YEAR WITH BRONCOS:** 4th

**NFL GAMES PLAYED/STARTED:** 41/32 • **POSTSEASON GP/GS:** 2/1

### MOORE AT A GLANCE:

- A fourth-year safety who started 32-of-41 regular-season games during his first three NFL seasons with the Broncos, totaling 146 tackles (125 solo), one sack (3 yds.), four interceptions (59 yds.), 15 passes defended and two fumble recoveries.
- Opened Denver's first 10 games at free safety in 2013 before being diagnosed with acute lateral compartment syndrome in his leg and spending the remainder of the year on injured reserve.
- Started 15-of-16 contests in 2012 and ranked third on the club with 71 tackles (59 solo) to go along with one interception (23 yds.), seven passes defended and one fumble recovery.
- Saw action in 15 regular-season games (7 starts) as a rookie in 2011 and totaled 31 tackles (28 solo) and one interception (18 yds.).
- Started all 37 games played at UCLA and tied for fourth in school history with 14 career interceptions.
- Named a team captain during his final campaign with the Bruins as a junior and received first-team All-America honors by *The Sporting News* in addition to first-team All-Pacific-10 Conference accolades for the second consecutive year.
- Led the nation with 10 interceptions as a sophomore in 2009 (second most in Bruins history) and was the co-defensive winner of UCLA's Henry R. 'Red' Sanders Award for team MVP.
- Started all 12 games in 2008, becoming the first true freshman in seven years to start a

season opener on offense or defense for UCLA.

- Selected by the Broncos in the second round (45th overall) of the 2011 NFL Draft.

**CAREER TRANSACTIONS:** Signed by Denver as a draft choice 7/29/11; Placed on injured reserve (leg) by Denver 11/19/13.



**2013:** Moore started the first 10 games of the season for Denver, totaling 44 tackles (38 solo), a career-high two interceptions (18 yds.) and six passes defended before being placed on injured reserve with acute lateral compartment syndrome in his leg... Intercepted a pass from Eli Manning and finished with three tackles and two pass breakups at NYG (9/15)... Led the team with six tackles at Dal. (10/6)... Intercepted a pass from Robert Griffin III and returned it 18 yards vs. Was. (10/27).

**2012:** Moore started 15-of-16 regular-season games and played the most snaps (1,044) of any player on defense while posting the third-most tackles (71) on the club... Added one sack (3 yds.), one interception (23 yds.), seven passes defended and one fumble recovery on defense to go along with two special-teams stops... Set a career high and tied for the team lead with 12 tackles (6 solo) at N.E. (10/7)... Led the team with eight tackles and recorded his first career sack vs. K.C. (12/30)... Tied for second on the team with seven tackles in Denver's AFC Divisional Playoff Game vs. Bal. (1/12).

**2011:** Selected by the Broncos in the second round (45th overall) of the 2011 NFL Draft, Moore played 15 regular-season games (7 starts) and totaled 31 tackles (28 solo), one interception (18 yds.), two passes defended and one fumble recovery as a rookie... Saw action in Denver's AFC Divisional Playoff Game at N.E. (1/14) and recorded three tackles.

**COLLEGE:** Moore opened all 37 games played at UCLA and tied for fourth in school history with 14 career interceptions to go along with 186 tackles (119 solo), 29 PBUs, and three fumble recoveries... Received first-team All-America honors from *The Sporting News* and first-team All-Pacific-10 Conference honors following his junior season... Led the nation with 10 interceptions and was a first-team All-Pac-10 selection as a sophomore... Started all 12 games as a true freshman in 2008.

**PERSONAL:** Moore attended Susan Miller Dorsey High School in Los Angeles, where he lettered four years as a defensive back and wide receiver... Invited to play in the U.S. Army All-American Bowl after totaling 112 tackles, eight interceptions, 18 passes defended and three fumble recoveries as a senior... Rated as the second-best safety prospect in the nation by Scout.com... Majored in sociology at UCLA and was named to the Director's Honor Roll in Fall 2009... Rahim Shaheed Moore was born on Feb. 11, 1990, in Los Angeles.

### MOORE'S REGULAR SEASON RECORD

Year	Club	G	S	UT	A	TT	S-Yds.	I-Yds.	PD	FF	FR	TD-Int.	TD-FR	S	Pts.
2011	Denver	15	7	28	3	31	0-0	1-18	2	0	1	0	0	0	0
2012	Denver	16	15	59	12	71	1-3	1-23	7	0	1	0	0	0	0
2013	Denver	10	10	38	6	44	0-0	2-18	6	0	0	0	0	0	0
<b>CAREER TOTALS</b>		<b>41</b>	<b>32</b>	<b>125</b>	<b>21</b>	<b>146</b>	<b>1-3</b>	<b>4-59</b>	<b>15</b>	<b>0</b>	<b>2</b>	<b>0</b>	<b>0</b>	<b>0</b>	<b>0</b>

**ADDITIONAL STATISTICS:** Special teams tackles — 2012 (2), TOTAL (2).

### MOORE'S POSTSEASON RECORD

Year	Club	G	S	UT	A	TT	S-Yds.	I-Yds.	PD	FF	FR	TD-Int.	TD-FR	S	Pts.
2011	Denver	1	0	1	2	3	0-0	0-0	0	0	0	0	0	0	0
2012	Denver	1	1	6	1	7	0-0	0-0	0	0	0	0	0	0	0
<b>CAREER TOTALS</b>		<b>2</b>	<b>1</b>	<b>7</b>	<b>3</b>	<b>10</b>	<b>0-0</b>	<b>0-0</b>	<b>0</b>	<b>0</b>	<b>0</b>	<b>0</b>	<b>0</b>	<b>0</b>	<b>0</b>

### MOORE'S SINGLE GAME HIGHS

(Postseason in parentheses)

**Tackles** — 12 at New England 10/7/12 (7 vs. Baltimore, 11/12/13). **Interceptions** — 1, four times, last vs. Washington, 10/27/13 (none). **Interception return yards** — 23 at Carolina, 11/11/12 (none). **Passes defended** — 2, twice, last at N.Y. Giants, 9/15/13 (none). **Sacks** — 1 vs. Kansas City, 12/30/12 (none). **Sack yards** — 3 vs. Kansas City, 12/30/12 (none). **Special-teams tackles** — 1, twice, last vs. Cleveland, 12/23/12 (none).

## VINCE LOMBARDI TROPHIES

The Denver Broncos own two Vince Lombardi Trophies in recognition of their back-to-back wins in Super Bowl XXXII and XXXIII (1997-98), and they are displayed in the lobby of the Paul D. Bowlen Memorial Broncos Centre.

The sterling silver trophies were created by Tiffany & Company and were named for the late Vince Lombardi before Super Bowl V. Each trophy has a regulation-size silver football mounted in a kicking position on a pyramid-like stand of three concave sides. The trophy stands 20.75 inches tall, weighs 107.3 ounces and is valued in excess of \$10,000. Each is engraved with the the words "Vince Lombardi Trophy" above an NFL Shield.

## RAHIM MOORE'S CAREER GAME-BY-GAME

(Victories asterisked)

2011 DENVER (8-8)										
TACKLES										
Date	Opponent	P/S	UT	A	TT	S-Yds.	I-Yds	PD	FF	FR
Sep 12	vs. Oakland	S	4	0	4	0-0	0-0	0	0	1
Sep 18	vs. Cincinnati*	S	3	1	4	0-0	0-0	0	0	0
Sep 25	at Tennessee	S	1	0	1	0-0	0-0	0	0	0
Oct 2	at Green Bay	S	4	0	4	0-0	1-18	1	0	0
Oct 9	vs. San Diego	S	2	1	3	0-0	0-0	0	0	0
Oct 23	at Miami*	P	0	0	0	0-0	0-0	0	0	0
Oct 30	vs. Detroit	P	2	0	2	0-0	0-0	0	0	0
Nov 6	at Oakland*	S	0	0	0	0-0	0-0	0	0	0
Nov 13	at Kansas City*	P	0	0	0	0-0	0-0	0	0	0
Nov 17	vs. N.Y. Jets*	P	0	0	0	0-0	0-0	0	0	0
Nov 27	at San Diego*	P	0	0	0	0-0	0-0	0	0	0
Dec 4	at Minnesota*									
Dec 11	vs. Chicago*	P	5	0	5	0-0	0-0	0	0	0
Dec 18	vs. New England	S	6	1	7	0-0	0-0	1	0	0
Dec 24	at Buffalo	P	1	0	1	0-0	0-0	0	0	0
Jan 1	vs. Kansas City	P	0	0	0	0-0	0-0	0	0	0
<b>Regular Season Totals</b>			<b>15/7</b>	<b>28</b>	<b>3</b>	<b>31</b>	<b>0-0</b>	<b>1-18</b>	<b>2</b>	<b>0</b>
Jan 8	vs. Pittsburgh* <sup>‡</sup>									
Jan 14	at New England†	P	1	2	3	0-0	0-0	0	0	0
<b>Postseason Totals</b>			<b>1/0</b>	<b>1</b>	<b>2</b>	<b>3</b>	<b>0-0</b>	<b>0-0</b>	<b>0</b>	<b>0</b>

‡AFC Wild Card Game; †AFC Divisional Playoff Game

2012 DENVER (13-3)										
TACKLES										
Date	Opponent	P/S	UT	A	TT	S-Yds.	I-Yds	PD	FF	FR
Sep 9	vs. Pittsburgh*	S	3	1	4	0-0	0-0	1	0	0
Sep 17	at Atlanta	P	5	1	6	0-0	0-0	0	0	0
Sep 23	vs. Houston	S	9	0	9	0-0	0-0	0	0	0
Sep 30	vs. Oakland*	S	5	1	6	0-0	0-0	0	0	0
Oct 7	at New England	S	6	6	12	0-0	0-0	0	0	0
Oct 15	at San Diego*	S	3	0	3	0-0	0-0	0	0	0
Oct 28	vs. New Orleans*	S	0	0	0	0-0	0-0	2	0	0
Nov 4	at Cincinnati*	S	3	0	3	0-0	0-0	0	0	0
Nov 11	at Carolina*	S	3	1	4	0-0	1-23	1	0	0
Nov 18	vs. San Diego*	S	2	1	3	0-0	0-0	0	0	0
Nov 25	at Kansas City*	S	3	0	3	0-0	0-0	0	0	0
Dec 2	vs. Tampa Bay*	S	1	1	2	0-0	0-0	1	0	0
Dec 6	at Oakland*	S	4	0	4	0-0	0-0	1	0	0
Dec 16	at Baltimore*	S	2	0	2	0-0	0-0	0	0	1
Dec 23	vs. Cleveland*	S	2	0	2	0-0	0-0	1	0	0
Dec 30	vs. Kansas City*	S	8	0	8	1-3	0-0	0	0	0
<b>Regular Season Totals</b>			<b>16/15</b>	<b>59</b>	<b>12</b>	<b>71</b>	<b>1-3</b>	<b>1-23</b>	<b>7</b>	<b>0</b>
Jan 12	vs. Baltimore†	S	6	1	7	0-0	0-0	0	0	0
<b>Postseason Totals</b>			<b>1/1</b>	<b>6</b>	<b>1</b>	<b>7</b>	<b>0-0</b>	<b>0-0</b>	<b>0</b>	<b>0</b>

†AFC Divisional Playoff Game

2013 DENVER (13-3)										
TACKLES										
Date	Opponent	P/S	UT	A	TT	S-Yds.	I-Yds	PD	FF	FR
Sep 5	vs. Baltimore*	S	6	0	6	0-0	0-0	1	0	0
Sep 15	at N.Y. Giants*	S	3	0	3	0-0	1-0	2	0	0
Sep 23	vs. Oakland*	S	1	1	2	0-0	0-0	0	0	0
Sep 29	vs. Philadelphia*	S	6	1	7	0-0	0-0	0	0	0
Oct 6	at Dallas*	S	5	1	6	0-0	0-0	0	0	0
Oct 13	vs. Jacksonville*	S	5	0	5	0-0	0-0	0	0	0
Oct 20	at Indianapolis	S	3	2	5	0-0	0-0	0	0	0
Oct 27	vs. Washington*	S	6	0	6	0-0	1-18	1	0	0
Nov 10	at San Diego*	S	1	1	2	0-0	0-0	1	0	0
Nov 17	vs. Kansas City*	S	2	0	2	0-0	0-0	1	0	0
PLACED ON INJURED RESERVE (LEG) ON NOV. 19										
<b>Regular Season Totals</b>			<b>10/10</b>	<b>38</b>	<b>6</b>	<b>44</b>	<b>0-0</b>	<b>2-18</b>	<b>6</b>	<b>0</b>

### DID YOU KNOW?

The Broncos' 34-30 win at Cleveland on Nov. 6, 2008, marked their 400th all-time victory. Denver became the second original American Football League team and the 16th franchise overall to reach the 400-win mark (regular season and postseason).



## CAMERON MORRAH

86

TIGHT END

6-3 • 251 • 4TH YR. • CALIFORNIA

BORN: March 18, 1987, in Pomona, Calif.

HIGH SCHOOL: Claremont (Calif.) High School

ACQUIRED: Free Agent, 2014

NFL YEAR: 4th • YEAR WITH BRONCOS: 1st

NFL GAMES PLAYED/STARTED: 27/7 • POSTSEASON GP/GS: 2/0



### MORRAH AT A GLANCE:

- A fourth-year tight end who appeared in 27 regular-season games (7 starts) and two playoff contests during his first three NFL seasons (2009-11) with Seattle.
- Started a career-best four games for the Seahawks in 2011 and totaled six catches for 74 yards (12.3) in nine contests after being activated from the PUP (toe).
- Saw action in 15 regular-season games (3 starts) in 2010 and recorded career highs in receptions (9) and receiving yards (117) in addition to appearing in both of the Seahawks' playoff contests and adding four catches for 64 yards (16.0 avg.).
- Opened 33 career games (19 starts) at the University of California-Berkeley and totaled 41 receptions for 484 yards (11.8 avg.) with 10 touchdowns.
- Started all 13 games for the Golden Bears during his final collegiate season in 2010 and ranked second on the team with 27 catches for 326 yards (12.1 avg.) with eight scores.
- Joined the Broncos as a free agent on Jan. 22, 2014.
- Selected by Seattle in the seventh round (248th overall) of the 2009 NFL Draft.

**CAREER TRANSACTIONS:** Signed by Seattle as a draft choice 6/19/09; Placed on injured reserve by Seattle 8/26/12; Signed by San Francisco 4/18/13; Waived by San Francisco 6/12/13; Signed by Detroit 8/19/13; Waived by Detroit 8/27/13; Signed by Denver to a future contract 1/22/14.



**2013:** Morrah spent two months of the offseason with San Francisco and competed in training camp with Detroit before being waived by the Lions on Aug. 27.

**2012:** Morrah saw action in Seattle's first two preseason games before being placed on injured reserve (toe) by the club on Aug. 26.

**2011:** Morrah appeared in nine games (4 starts) for the Seahawks, totaling six receptions for 74 yards (12.3 avg.) and adding one special-teams tackle... Spent the first five games of the season on PUP (toe).

**2010:** Morrah saw action in a career-high 15 games (3 starts) and recorded nine catches for 117 yards (13.0 avg.) with two special-teams stops... Appeared in both of Seattle postseason contests and contributed four receptions for 64 yards (16.0 avg.)... Posted personal-bests in catches (3) and receiving yards (69) vs. Car. (12/5)... Tied for third on the team with 25 yards receiving on three catches (8.3 avg.) in Seattle's NFC Divisional Playoff Game at Chi. (1/16).

**2011:** Selected by Seattle in the seventh round (248th overall) of the 2009 NFL Draft, Morrah played three games as a rookie and registered one catch for three yards... Made his NFL debut vs. Stl. (9/13)... Inactive for the Seahawks' final 13 games.

**COLLEGE:** Morrah started 19-of-33 games at the University of California-Berkeley and totaled 41 receptions for 484 yards (11.8 avg.) with 10 touchdowns... Opened all 13 games during his final collegiate season in 2010 and posted 27 catches for 326 yards (12.1 avg.) with eight touchdowns for the Golden Bears.

**PERSONAL:** Morrah attended Claremont (Calif.) High School, where he was honored as a *Prep Star* All-American defensive end as a senior... Named a 2004 first-team All-San Gabriel Valley selection by the *Los Angeles Times* after leading his team to the Baseline League Championship... Cameron Morrah was born on March 18, 1987, in Pomona, Calif.

### MORRAH'S REGULAR SEASON RECORD

Year	Club	RECEIVING							SCORING						
		G	S	No.	Yds.	Avg.	LG	TD	TD	TDr	TDp	TDrt	2pt	Pts.	
2009	Seattle	3	0	1	3	3.0	3	0	0	0	0	0	0	0	0
2010	Seattle	15	3	9	117	13.0	36	0	0	0	0	0	0	0	0
2011	Seattle	9	4	6	74	12.3	21	0	0	0	0	0	0	0	0
<b>CAREER TOTALS</b>		<b>27</b>	<b>7</b>	<b>16</b>	<b>194</b>	<b>12.1</b>	<b>36</b>	<b>0</b>	<b>0</b>	<b>0</b>	<b>0</b>	<b>0</b>	<b>0</b>	<b>0</b>	<b>0</b>

**ADDITIONAL STATISTICS:** Special teams tackles — 2010 (2), 2011 (1), TOTAL (3). Kickoff returns — 2010 (5 for 76 yds., 15.2 avg., 30 LG). Rushed once for 1 yd. vs. St. Louis, 12/12/11.



## MORRAH'S POSTSEASON RECORD

		RECEIVING							SCORING					
Year	Club	G	S	No.	Yds.	Avg.	LG	TD	TD	TDr	TDp	TDrt	2pt	Pts.
2010	Seattle	2	0	4	64	16.0	39	0	0	0	0	0	0	0
CAREER TOTALS		2	0	4	64	16.0	39	0	0	0	0	0	0	0

## MORRAH'S SINGLE-GAME HIGHS

(Postseason in parentheses)

**Receptions** — 3 vs. Carolina, 12/5/10 (3 at Chicago, 1/16/11). **Receiving yards** — 69 vs. Carolina, 12/5/10 (39 vs. New Orleans, 1/8/11). **Longest reception** — 36 vs. Carolina, 12/5/10 (39 vs. New Orleans, 1/8/11). **Receiving touchdowns** — None (none).

## CAMERON MORRAH'S CAREER GAME-BY-GAME

(Victories asterisked)

2009 SEATTLE (5-11)		RECEIVING						SCORING	
Date	Opponent	P/S	No.	Yds.	Avg.	LG	TD	2pt.	Pts.
Sep 13	vs. St. Louis*	P	0	0	0.0	—	0	0	0
Sep 20	at San Francisco	P	0	0	0.0	—	0	0	0
Sep 27	vs. Chicago	P	1	3	3.0	3	0	0	0
Games 4-16 INACTIVE									
<b>Regular Season Totals</b>		<b>3/0</b>	<b>1</b>	<b>3</b>	<b>3.0</b>	<b>3</b>	<b>0</b>	<b>0</b>	<b>0</b>
2010 SEATTLE (7-9)		RECEIVING						SCORING	
Date	Opponent	P/S	No.	Yds.	Avg.	LG	TD	2pt.	Pts.
Sep 12	vs. San Francisco*	P	1	11	11.0	11	0	0	0
Sep 19	at Denver								
Sep 26	vs. San Diego*	P	0	0	0.0	—	0	0	0
Oct 3	at St. Louis	P	0	0	0.0	—	0	0	0
Oct 17	at Chicago*	P	0	0	0.0	—	0	0	0
Oct 24	vs. Arizona*	P	0	0	0.0	—	0	0	0
Oct 31	at Oakland	P	0	0	0.0	—	0	0	0
Nov 7	vs. N.Y. Giants*	P	0	0	0.0	—	0	0	0
Nov 14	at Arizona*	P	0	0	0.0	—	0	0	0
Nov 21	at New Orleans	P	0	0	0.0	—	0	0	0
Nov 28	vs. Kansas City	P	0	0	0.0	—	0	0	0
Dec 5	vs. Carolina*	P	3	69	23.0	36	0	0	0
Dec 12	at San Francisco	S	1	8	8.0	8	0	0	0
Dec 19	vs. Atlanta	S	2	14	7.0	9	0	0	0
Dec 26	at Tampa Bay	P	1	9	9.0	9	0	0	0
Jan 2	vs. St. Louis	S	1	6	6.0	6	0	0	0
<b>Regular Season Totals</b>		<b>15/3</b>	<b>9</b>	<b>117</b>	<b>13.0</b>	<b>36</b>	<b>0</b>	<b>0</b>	<b>0</b>
Jan 8	vs. New Orleans* <sup>\$</sup>	P	1	39	39.0	39	0	0	0
Jan 16	at Chicago†	P	3	25	8.3	10	0	0	0
<b>Postseason Totals</b>		<b>2/0</b>	<b>4</b>	<b>64</b>	<b>16.0</b>	<b>39</b>	<b>0</b>	<b>0</b>	<b>0</b>

<sup>\$</sup>NFC Wild Card Game; <sup>†</sup>NFC Divisional Playoff Game

2011 SEATTLE (7-9)		RECEIVING						SCORING	
Date	Opponent	P/S	No.	Yds.	Avg.	LG	TD	2pt.	Pts.
Games 1-5 PHYSICALLY UNABLE TO PERFORM									
Oct 23	at Cleveland	S	2	18	9.0	11	0	0	0
Oct 30	vs. Cincinnati	P	2	21	10.5	13	0	0	0
Nov 6	at Dallas								
Nov 13	vs. Baltimore*								
Nov 20	at St. Louis*	P	0	0	0.0	—	0	0	0
Nov 21	vs. Washington	P	0	0	0.0	—	0	0	0
Dec 1	vs. Philadelphia*	S	0	0	0.0	—	0	0	0
Dec 12	vs. St. Louis*	S	0	0	0.0	—	0	0	0
Dec 18	at Chicago*	S	1	21	21.0	21	0	0	0
Dec 24	vs. San Francisco	P	0	0	0.0	—	0	0	0
Jan 1	at Arizona	P	1	14	14.0	14	0	0	0
<b>Regular Season Totals</b>		<b>9/4</b>	<b>6</b>	<b>74</b>	<b>12.3</b>	<b>21</b>	<b>0</b>	<b>0</b>	<b>0</b>

## DID YOU KNOW?

The Broncos scored four touchdowns of at least 40 yards (two pass plays, one rushing play and one punt return) during their *Monday Night Football* win against Tennessee on Nov. 19, 2007, marking the first time in club history that feat was accomplished. Denver also became the first NFL team in four seasons to score four 40+yard touchdowns in the same game with its performance against the Titans.



# JEROME MURPHY

45

## CORNERBACK

6-0 • 200 • 5TH YR. • SOUTH FLORIDA

BORN: Jan. 13, 1987, in Elizabeth, N.J.

HIGH SCHOOL: Elizabeth (N.J.) High School

ACQUIRED: Free Agent, 2014

NFL YEAR: 5th • YEAR WITH BRONCOS: 1st

NFL GAMES PLAYED/STARTED: 33/0 • POSTSEASON GP/GS: 1/0



### MURPHY AT A GLANCE:

- A fifth-year cornerback who appeared in 33 career regular-season games during his first four NFL seasons with St. Louis (2010-11), New Orleans (2012), Detroit (2012) and Washington (2012-13).
- Recorded 32 tackles (18 solo), one interception (21 yds.), three passes defended, one forced fumble and one fumble recovery on defense in addition to posting 24 career special-teams stops.
- Saw action in a career-best 14 games as a rookie for the Rams in 2010, totaling 30 stops (17 solo) on defense and tying for fifth on the team with 13 tackles on special teams.
- Appeared in a school-record 52 games (25 starts) at the University of South Florida and totaled 202 tackles (148 solo), eight interceptions, 18 passes defended, four forced fumbles and three fumble recoveries for the Bulls.
- Joined the Broncos as a free agent on Jan. 22, 2014.
- Selected by St. Louis in the third round (65th overall) of the 2010 NFL Draft.

**CAREER TRANSACTIONS:** Signed by St. Louis as a draft choice 6/26/10; Placed on injured reserve by St. Louis 8/31/11; Waived by St. Louis 9/1/12; Claimed off waivers by New Orleans 9/2/12; Waived by New Orleans 9/17/12; Claimed off waivers by Detroit 9/19/12; Waived by Detroit 9/29/12; Signed by Washington 11/20/12; Waived by Washington 11/26/13; Signed by Denver to a future contract 1/22/14.



**2013:** Murphy appeared in 11 games for Washington and ranked fifth on the team with eight special-teams tackles... Waived by the Redskins on Nov. 26.

**2012:** Murphy appeared in a combined eight games with New Orleans, Detroit and Washington, totaling two defensive tackles and three special-teams stops... Competed with St. Louis during training camp before being waived on Sept. 1... Claimed off waivers by New Orleans and saw action in two games for the Saints, making two tackles (1 solo) on defense and one on special teams... Waived by New Orleans on Sept. 17 and claimed off waived by Detroit on Sept. 19... Played one contest for the Lions before being waived on Sept. 29... Signed by Washington on Nov. 29 and appeared in five regular-season games for the club, totaling two special-teams tackles... Posted one special-teams stop in Washington's NFC Wild Card Playoff Game vs. Sea. (1/6).

**2011:** Murphy was placed on injured reserve by St. Louis on Aug. 31.

**2010:** Selected by St. Louis in the third round (65th overall) of the 2010 NFL Draft, Murphy saw action in 14 games as a rookie and contributed 30 tackles (17 solo), one interception (21 yds.), three passes defended, one forced fumble and one fumble recovery... Tied for fifth on the club with 13 special-teams tackles... Made his NFL debut at Oak. (9/19) and posted his first career interception in the fourth quarter... Led the Rams with a career-high nine tackles (5 solo) at T.B. (10/24).

**COLLEGE:** Murphy appeared in a school-record 52 career games for the University of South Florida, starting 25 contests and totaling 202 tackles (148 solo), eight interceptions, 18 passes defended, four forced fumbles and three fumble recoveries.

**PERSONAL:** Murphy played defensive back and wide receiver at Elizabeth (N.J.) High School, where he earned second-team all-state honors as a senior after recording 89 tackles and eight interceptions on defense along with 580 receiving yards and seven touchdowns on offense... Jerome Murphy was born on Jan. 13, 1987, in Elizabeth, N.J.

### MURPHY'S REGULAR SEASON RECORD

Year	Club	G	S	UT	A	TT	S-Yds.	I-Yds.	PD	FF	FR	TD-Int.	TD-FR	S	Pts.
2010	St. Louis	14	0	17	13	30	0-0	1-21	3	1	1	0	0	0	0
2011	St. Louis														
2012	N.O./Det./Was.	8	0	1	1	2	0-0	0-0	0	0	0	0	0	0	0
2013	Washington	11	0	0	0	0	0-0	0-0	0	0	0	0	0	0	0
<b>CAREER TOTALS</b>		<b>33</b>	<b>0</b>	<b>18</b>	<b>14</b>	<b>32</b>	<b>0-0</b>	<b>1-21</b>	<b>3</b>	<b>1</b>	<b>1</b>	<b>0</b>	<b>0</b>	<b>0</b>	<b>0</b>

**ADDITIONAL STATISTICS:** Special teams tackles — 2010 (13), 2012 (3), 2013 (8), TOTAL (24).

## MURPHY'S POSTSEASON RECORD

Year	Club	G	S	UT	A	TT	S-Yds.	I-Yds.	PD	FF	FR	TD-Int.	TD-FR	S	Pts.
2012	Washington	1	0	0	0	0	0-0	0-0	0	0	0	0	0	0	0
<b>CAREER TOTALS</b>		<b>1</b>	<b>0</b>	<b>0</b>	<b>0</b>	<b>0</b>	<b>0-0</b>	<b>0-0</b>	<b>0</b>	<b>0</b>	<b>0</b>	<b>0</b>	<b>0</b>	<b>0</b>	<b>0</b>

**ADDITIONAL STATISTICS:** Special teams tackles — 2012 (1), TOTAL (1).

## MURPHY'S SINGLE-GAME HIGHS

(Postseason in parentheses)

**Tackles** — 9 at Tampa Bay, 10/24/10 (none). **Interceptions** — 1 at Oakland, 9/19/10 (none). **Interception return yards** — 21 at Oakland, 9/19/10 (none). **Passes defended** — 1, three times, last vs. Atlanta, 11/21/10 (none).

## JEROME MURPHY'S CAREER GAME-BY-GAME

(Victories asterisked)

2010 ST. LOUIS (7-9)			TACKLES								
Date	Opponent	P/S	UT	A	TT	S-Yds.	I-Yds.	PD	FF	FR	
Sep 12	vs. Arizona				INACTIVE						
Sep 19	at Oakland	P	1	2	3	0-0	1-21	1	0	0	
Sep 26	vs. Washington*	P	0	0	0	0-0	0-0	0	0	0	
Oct 3	vs. Seattle*	P	0	0	0	0-0	0-0	0	0	0	
Oct 10	at Detroit	P	2	3	5	0-0	0-0	0	0	0	
Oct 17	vs. San Diego*	P	0	1	1	0-0	0-0	1	0	0	
Oct 24	at Tampa Bay	P	5	4	9	0-0	0-0	0	0	0	
Oct 31	vs. Carolina*	P	3	1	4	0-0	0-0	0	0	0	
Nov 14	at San Francisco	P	1	1	2	0-0	0-0	0	0	0	
Nov 21	vs. Atlanta	P	3	1	4	0-0	0-0	1	0	0	
Nov 28	at Denver*	P	2	0	2	0-0	0-0	0	1	1	
Dec 5	at Arizona*				INACTIVE						
Dec 12	at New Orleans	P	0	0	0	0-0	0-0	0	0	0	
Dec 19	vs. Kansas City	P	0	0	0	0-0	0-0	0	0	0	
Dec 26	vs. San Francisco*	P	0	0	0	0-0	0-0	0	0	0	
Jan 2	at Seattle	P	0	0	0	0-0	0-0	0	0	0	
Regular Season Totals			14/0	17	13	30	0-0	1-21	3	1	1
2012 N.O./DET./WAS.			TACKLES								
Date	Opponent	P/S	UT	A	TT	S-Yds.	I-Yds.	PD	FF	FR	
Sep 9	vs. Washington	P	1	1	2	0-0	0-0	0	0	0	
Sep 16	at Carolina	P	0	0	0	0-0	0-0	0	0	0	
Sep 23	at Tennessee	P	0	0	0	0-0	0-0	0	0	0	
Nov 22					INACTIVE						
Dec 3	vs. N.Y. Giants*	P	0	0	0	0-0	0-0	0	0	0	
Dec 9	vs. Baltimore*	P	0	0	0	0-0	0-0	0	0	0	
Dec 16	at Cleveland*	P	0	0	0	0-0	0-0	0	0	0	
Dec 23	at Philadelphia*	P	0	0	0	0-0	0-0	0	0	0	
Dec 30	vs. Dallas*	P	0	0	0	0-0	0-0	0	0	0	
Regular Season Totals			8/0	1	1	2	0-0	0-0	0	0	0
Jan 6	vs. Seattle <sup>S</sup>	P	0	0	0	0-0	0-0	0	0	0	
Postseason Totals			1/0	0	0	0	0-0	0-0	0	0	0
^NFC Wild Card Game											
2013 WASHINGTON (3-13)			TACKLES								
Date	Opponent	P/S	UT	A	TT	S-Yds.	I-Yds.	PD	FF	FR	
Sep 9	vs. Philadelphia	P	0	0	0	0-0	0-0	0	0	0	
Sep 15	at Green Bay	P	0	0	0	0-0	0-0	0	0	0	
Sep 22	vs. Detroit	P	0	0	0	0-0	0-0	0	0	0	
Sep 29	at Oakland*	P	0	0	0	0-0	0-0	0	0	0	
Oct 13	at Dallas	P	0	0	0	0-0	0-0	0	0	0	
Oct 20	vs. Chicago	P	0	0	0	0-0	0-0	0	0	0	
Oct 27	at Denver	P	0	0	0	0-0	0-0	0	0	0	
Nov 3	vs. San Diego*	P	0	0	0	0-0	0-0	0	0	0	
Nov 17	at Minnesota	P	0	0	0	0-0	0-0	0	0	0	
Nov 17	at Philadelphia	P	0	0	0	0-0	0-0	0	0	0	
Nov 25	vs. San Francisco	P	0	0	0	0-0	0-0	0	0	0	
WAIVED BY WASHINGTON ON NOV. 26											
Regular Season Totals			11/0	0	0	0	0-0	0-0	0	0	0

**JORDAN NORWOOD****11****WIDE RECEIVER****5-11 • 180 • 5TH YR. • PENN STATE****BORN:** Sept. 29, 1986, in Honolulu**HIGH SCHOOL:** State College (Pa.) Area High School**ACQUIRED:** Free Agent, 2014**NFL YEAR:** 5th • **YEAR WITH BRONCOS:** 1st**NFL GAMES PLAYED/STARTED:** 17/14**NORWOOD AT A GLANCE:**

- A fifth-year wide receiver who totaled 36 receptions for 405 yards (11.3 avg.) with one touchdown during his first four NFL seasons with Philadelphia (2009) and Cleveland (2010-12).
- Posted a career-high 23 catches for 268 yards (11.7 avg.) with one score in 14 games (4 starts) for the Browns in 2011.
- Recorded a personal-best nine catches for 81 yards (9.0 avg.) at N.Y. Giants (10/7/12) to represent the highest reception total for a Browns player in seven seasons.
- Played four seasons at Penn State University, totaling 158 receptions for 2,015 yards (12.8 avg.) with 13 touchdowns.
- Starred as a point guard in high school and saw action in four games for the Nittany Lions' basketball team during the 2006-07 season.
- Joined the Broncos a free agent on Dec. 31, 2013.
- Entered the NFL with Cleveland as a college free agent on May 1, 2009.

**CAREER TRANSACTIONS:** Signed by Cleveland as a college free agent 5/1/09; Waived by Cleveland 9/5/09; Signed by Philadelphia (practice squad) 9/23/09; Signed by Philadelphia (active roster) 12/1/09; Waived by Philadelphia 12/7/09; Signed by Philadelphia (practice squad) 12/9/09; Waived by Philadelphia 9/4/10; Signed by Cleveland (practice squad) 9/6/10; Signed by Cleveland (active roster) 11/30/10; Placed on injured reserve (foot) by Cleveland 10/12/12; Waived by Cleveland 8/26/13; Signed by Tampa Bay 8/28/13; Waived by Tampa Bay 8/31/13; Signed by Denver to a future contract 12/31/13.



**2013:** Norwood spent the year out of football after competing with Cleveland and Tampa Bay during the preseason.

**2012:** Norwood saw action in two games for Cleveland and totaled 13 catches for 137 yards (10.5 avg.)... Led the team with a career-best nine catches for 81 yards (9.0 avg.) at NYG (10/7)—the highest reception total for a Browns player in seven seasons... Placed on injured reserve (foot) on Oct. 12.

**2011:** Norwood appeared in a career-best 14 games (4 starts) and recorded 23 receptions for 268 yards (11.7 avg.) with one touchdown... Returned four punts for 35 yards (8.8 avg.)... Posted at least one reception in each of his final eight games of the season... Made his first career catch—a 6-yard reception—vs. Cin. (9/11)... Totaled 69 yards on four catches (17.3 avg.) and scored his first career touchdown at Cin. (11/27).

**2010:** Norwood spent the first 12 weeks on Cleveland's practice squad before being elevated to the club's 53-man roster... Inactive for the Browns' final five games.

**2009:** Norwood, who entered the NFL as a college free agent with Cleveland on May 1, competed with the Browns during training camp before being waived and spending the rest of his rookie season with Philadelphia... Spent 13 weeks on the Eagles' practice squad and appeared in one game for the club while on its active roster... Made his NFL debut at Atl. (12/6).

**COLLEGE:** Norwood played four seasons at Penn State University and totaled 158 receptions for 2,015 yards (12.8 avg.) with 13 touchdowns... Posted a career-best 637 yards and six scores on 41 catches (15.5 avg.) as a senior... Competed on the Nittany Lions' basketball team during the 2006-07 season, seeing action in four games for the school.

**PERSONAL:** Norwood attended State College (Pa.) Area High School, where he was a star football and basketball player... Posted 21 catches for 273 yards (13.0 avg.) with four touchdowns in helping the football team to the Class AAAA state semifinals... Selected as a two-time Mountain Athletic Conference Defensive Player of the Year as a point guard on the basketball team that captured the 2003 state title... His father, Brian Norwood, is the associate head coach (safeties) at Baylor University... His older brother, Gabe, was a member of the George Mason University basketball team that advanced to the 2006 NCAA Final Four... Jordan Shea Rashad Norwood was born on Sept. 29, 1986, in Honolulu.

## NORWOOD'S REGULAR SEASON RECORD

Year	Club	RECEIVING						SCORING					
		G	S	No.	Yds.	Avg.	LG	TD	TD	TD	TD	2pt	Pts.
2009	Philadelphia	1	0	0	0	0.0	—	0	0	0	0	0	0
2010	Cleveland	0	0	0	0	0.0	—	0	0	0	0	0	0
2011	Cleveland	14	4	23	268	11.7	51	1	1	0	1	0	6
2012	Cleveland	2	0	13	137	10.5	27	0	0	0	0	0	0
<b>CAREER TOTALS</b>		<b>17</b>	<b>4</b>	<b>36</b>	<b>405</b>	<b>11.3</b>	<b>51</b>	<b>1</b>	<b>1</b>	<b>0</b>	<b>1</b>	<b>0</b>	<b>6</b>

**ADDITIONAL STATISTICS:** Punt returns — 2011 (4 for 35 yds., 8.8 avg., 14 LG). Rushed once for 1 yd. at N.Y. Giants, 10/7/12.

## NORWOOD'S SINGLE-GAME HIGHS

(Postseason in parentheses)

**Receptions** — 9 at N.Y. Giants, 10/7/12 (none). **Receiving yards** — 81 at N.Y. Giants, 10/7/12 (none). **Longest reception** — 51 vs. Jacksonville, 11/20/11 (none). **Receiving touchdowns** — 1 at Cincinnati, 11/27/11 (none).

## JORDAN NORWOOD'S CAREER GAME-BY-GAME

(Victories asterisked)

2009 PHILADELPHIA (11-5)			RECEIVING						SCORING	
Date	Opponent	P/S	No.	Yds.	Avg.	LG	TD		2pt.	Pts.
Games 1-2										
Games 3-11										
Dec 6	at Atlanta*	P	0	0	0.0	—	0		0	0
Games 13-16										
<b>Regular Season Totals</b>		<b>1/0</b>	<b>0</b>	<b>0</b>	<b>0.0</b>	<b>—</b>	<b>0</b>		<b>0</b>	<b>0</b>
2010 CLEVELAND (5-11)			RECEIVING						SCORING	
Date	Opponent	P/S	No.	Yds.	Avg.	LG	TD		2pt.	Pts.
Games 1-11										
Games 12-16										
<b>Regular Season Totals</b>		<b>0/0</b>	<b>0</b>	<b>0</b>	<b>0.0</b>	<b>—</b>	<b>0</b>		<b>0</b>	<b>0</b>
2011 CLEVELAND (4-12)			RECEIVING						SCORING	
Date	Opponent	P/S	No.	Yds.	Avg.	LG	TD		2pt.	Pts.
Sep 11	vs. Cincinnati	P	1	6	6.0	6	0		0	0
Sep 18	at Indianapolis*	P	0	0	0.0	—	0		0	0
Sep 25	vs. Miami*	P	0	0	0.0	—	0		0	0
Oct 2	vs. Tennessee	P	1	19	19.0	19	0		0	0
Oct 16	at Oakland	P	0	0	0.0	—	0		0	0
Oct 23	vs. Seattle*	P	0	0	0.0	—	0		0	0
Oct 30	at San Francisco	P	5	32	6.4	14	0		0	0
Nov 6	at Houston	P	1	6	6.0	6	0		0	0
Nov 13	vs. St. Louis	S	2	14	7.0	8	0		0	0
Nov 20	vs. Jacksonville*	S	1	51	51.0	51	0		0	0
Nov 27	at Cincinnati	P	4	69	17.3	36	1		0	6
Dec 4	vs. Baltimore	S	3	29	9.7	11	0		0	0
Dec 8	at Pittsburgh	P	2	21	10.5	14	0		0	0
Dec 18	at Arizona	S	3	21	7.0	8	0		0	0
Dec 24	at Baltimore									
Jan 1	vs. Pittsburgh									
<b>Regular Season Totals</b>		<b>14/4</b>	<b>23</b>	<b>268</b>	<b>11.7</b>	<b>51</b>	<b>1</b>		<b>0</b>	<b>6</b>
2012 CLEVELAND (5-11)			RECEIVING						SCORING	
Date	Opponent	P/S	No.	Yds.	Avg.	LG	TD		2pt.	Pts.
Games 1-3										
Sep 27	at Baltimore	P	4	56	14.0	27	0		0	0
Oct 7	at N.Y. Giants	P	9	81	9.0	15	0		0	0
PLACED ON INJURED RESERVE ON OCT. 12										
<b>Regular Season Totals</b>		<b>2/0</b>	<b>13</b>	<b>137</b>	<b>10.5</b>	<b>27</b>	<b>0</b>		<b>0</b>	<b>0</b>

## DID YOU KNOW?

The Broncos have started a season with a 3-0 or better record 12 times in club history, including eight times in the last 18 seasons (since 1996).



## BROCK OSWEILER

17

### QUARTERBACK

6-8 • 240 • 3RD Yr. • ARIZONA STATE

**BORN:** Nov. 22, 1990, in Coeur d'Alene, Idaho

**HIGH SCHOOL:** Flathead High School, Kalispell, Mont.

**ACQUIRED:** Drafted #2b (57th overall), 2012

**NFL YEAR:** 3rd • **YEAR WITH BRONCOS:** 3rd

**NFL GAMES PLAYED/STARTED:** 9/0



### OSWEILER AT A GLANCE:

- A third-year player who completed 13-of-20 passes (65.0%) for 107 yards in nine games as the backup quarterback for Denver during the last two seasons.
- Appeared in four games as the No. 2 quarterback for the Broncos in 2013 and completed 11-of-16 attempts (68.8%) for 95 yards.
- Saw his most extensive NFL regular-season action at Oakland (12/29/13), playing the entire second half and totaling 85 yards on 9-of-13 passing (69.2%).
- Saw action in five contests during his rookie season in 2012 and completed 2-of-4 passes for 12 yards.
- Started 15-of-25 games played at Arizona State University and completed 412-of-680 (60.6%) passes for 5,082 yards with 33 touchdowns and 15 interceptions.
- Left for the NFL after his junior campaign in which he opened all 13 contests for the Sun Devils and became just the fourth player in Pac-12 Conference history to throw for 4,000 yards.
- Combined to complete 108-of-157 (68.8%) passes for 1,262 yards with nine touchdowns and three interceptions (151.4 rtg.) against ASU's four ranked opponents in 2011.
- Threw for at least 300 yards in 7-of-15 games started during his career at ASU.
- Tied for the tallest Bronco in team history at 6'8".
- Originally committed to attend Gonzaga University on a basketball scholarship before electing to pursue football instead at ASU.
- Selected by the Broncos in the second round (57th overall) of the 2012 NFL Draft.

**CAREER TRANSACTIONS:** Signed by Denver as a draft choice 7/24/12.



**2013:** Osweiler appeared in four games, completing 11-of-16 passes (68.8%) for 95 yards... Played one snap on the field-goal block unit in overtime at N.E. (11/24)... Played the entire second half at Oak. (12/29) and completed 9-of-13 attempts (69.2%) for 85 yards.

**2012:** Selected by Denver in the second round (57th overall) of the 2012 NFL Draft, Osweiler played five games during his rookie season, completing 2-of-4 passes for 12 yards after earning the backup quarterback job out of training camp... Saw his first regular-season NFL action on Denver's final snap of its 37-6 win vs. Oak. (9/30)... Completed his first NFL pass for a 5-yard gain in Denver's regular-season finale vs. K.C. (12/30).

**COLLEGE:** Osweiler played 25 career games (15 starts) at Arizona State University and completed 412-of-680 passes (60.6%) for 5,082 yards with 33 touchdowns and 15 interceptions... Named a team captain as a junior in 2011 and totaled 4,036 yards on 326-of-516 (63.2%) passing with 26 touchdowns and 13 interceptions... Set school records for completions, attempts and yards while his 26 scores through the air marked the fourth most in ASU annals... Ranked second in the Pac-12 Conference and 11th in the nation with 317.3 passing yards per game... Combined to complete 108-of-157 (68.8%) passes for 1,262 yards with nine touchdowns and three interceptions (151.4 rtg.) against ASU's four ranked opponents in 2011... Appeared in six games (1 start) as a sophomore and completed 62-of-109 (56.9%) passes for 797 yards with five touchdowns and zero interceptions (133.4 rtg.)... Named MVP of the Territorial Cup after throwing for 267 yards and one touchdown in his only start of the season in the Sun Devils' 30-29 overtime win at Arizona (12/2/11)... Played six games (1 start) as a true freshman for Arizona State, completing 24-of-55 (43.6%) passes for 249 yards with two touchdowns and two interceptions for an 86.4 passer rating... Became the first ASU true freshman quarterback to start a game since Jake Plummer in 1993 when he opened the Sun Devils' game at No. 14 Oregon (11/14/09).

**PERSONAL:** Osweiler was named the 2008-09 Gatorade State Player of the Year for Montana following his senior season at Flathead High School in Kalispell, Mont., after completing 189-of-303 (62.4%) passes for 2,703 yards with 29 touchdowns... Averaged 24.9 points and 14.5 rebounds as a junior on the hardwood and was listed as a three-star basketball recruit by Scout.com... Originally committed to Gonzaga University to play basketball before deciding to pursue football collegiately... Studied sociology and political science at ASU... Brock Alan Osweiler was born on Nov. 22, 1990, in Coeur d'Alene, Idaho.



## OSWEILER'S REGULAR SEASON RECORD

		PASSING													
Year	Club	G	S	Att.	Comp.	Pct.	Yds.	Yds./Att.	TD	%	Int.	%	LG	Sack/Yds.	Rtg.
2012	Denver	5	0	4	2	50.0	12	3.0	0	0.0	0	0.0	7	0/0	56.3
2013	Denver	4	0	16	11	68.8	95	5.9	0	0.0	0	0.0	19	2/8	84.1
CAREER TOTALS		9	0	20	13	65.0	107	5.4	0	0.0	0	0.0	19	2/8	78.5

		RUSHING						SCORING					
Year	Club	Att.	Yds.	Avg.	LG	TD	TD	TDr	TDp	TDrt	2pt	Pts.	
2012	Denver	8	-13	-1.6	-1	0	0	0	0	0	0	0	
2013	Denver	3	2	0.7	4	0	0	0	0	0	0	0	
CAREER TOTALS		11	-11	-1.0	4	0	0	0	0	0	0	0	

**ADDITIONAL STATISTICS:** Fumble recoveries — 2012 (1), TOTAL (1).

## OSWEILER'S SINGLE-GAME HIGHS

(Postseason in parentheses)

**Pass attempts** — 13 at Oakland, 12/29/13 (none). **Pass completions** — 9 at Oakland, 12/29/13 (none). **Passing yards** — 85 at Oakland, 12/29/13 (none). **Longest pass completion** — 19 at Oakland, 12/29/13 (none). **Rushing attempts** — 3 vs. Kansas City, 12/30/12 (none). **Rushing yards** — 3 vs. Philadelphia, 9/29/13 (none). **Longest rush** — 4 vs. Philadelphia, 9/29/13 (none).

## BROCK OSWEILER'S CAREER GAME-BY-GAME

(Victories asterisked)

2012 DENVER (13-3)		PASSING									RUSHING				
Opponent	P/S	Att.	Comp.	Yds.	Pct.	TD	INT	LG	S/Yds.	Rtg.	Att.	Yds.	Avg.	LG	TD
vs. Pit. (9/9)*								DID NOT PLAY							
at Atl. (9/17)								DID NOT PLAY							
vs. Hou. (9/23)								DID NOT PLAY							
vs. Oak. (9/30)*	P	0	0	0	0.0	0	0	—	0/0	0.0	1	-1	-1.0	-1	0
at N.E. (10/7)								DID NOT PLAY							
at S.D. (10/15)*								DID NOT PLAY							
vs. N.O. (10/28)*	P	0	0	0	0.0	0	0	—	0/0	0.0	1	-1	-1.0	-1	0
at Cin. (11/4)*								DID NOT PLAY							
at Car. (11/11)*								DID NOT PLAY							
vs. S.D. (11/18)*								DID NOT PLAY							
at K.C. (11/25)*								DID NOT PLAY							
vs. T.B. (12/2)*								DID NOT PLAY							
at Oak. (12/6)*								DID NOT PLAY							
at Bal. (12/16)*	P	0	0	0	0.0	0	0	—	0/0	0.0	2	-4	-2.0	-2	0
vs. Cle. (12/23)*	P	0	0	0	0.0	0	0	—	0/0	0.0	1	-1	-1.0	-1	0
vs. K.C. (12/30)*	P	4	2	12	50.0	0	0	7	0/0	56.2	3	-6	-2.0	-2	0
Regular Season Totals	5/0	4	2	12	50.0	0	0	7	0/0	56.2	8	-13	-1.6	-1	0
vs. Bal. (1/12)†								DID NOT PLAY							

†AFC Divisional Playoff Game

2013 DENVER (13-3)		PASSING									RUSHING				
Opponent	P/S	Att.	Comp.	Yds.	Pct.	TD	INT	LG	S/Yds.	Rtg.	Att.	Yds.	Avg.	LG	TD
vs. Bal. (9/5)*								DID NOT PLAY							
at NYG (9/15)*								DID NOT PLAY							
vs. Oak. (9/23)*								DID NOT PLAY							
vs. Phi. (9/29)*	P	3	2	10	66.7	0	0	5	0/0	71.5	2	3	1.5	4	0
at Dal. (10/6)*								DID NOT PLAY							
vs. Jac. (10/13)*								DID NOT PLAY							
at Ind. (10/20)								DID NOT PLAY							
vs. Was. (10/27)*								DID NOT PLAY							
at S.D. (11/10)*								DID NOT PLAY							
vs. K.C. (11/17)*								DID NOT PLAY							
at N.E. (11/24)	P	0	0	0	0.0	0	0	—	0/0	0.0	0	0	0.0	—	0
at K.C. (12/1)*								DID NOT PLAY							
vs. Ten. (12/8)*								DID NOT PLAY							
vs. S.D. (12/12)								DID NOT PLAY							
at Hou. (12/22)*	P	0	0	0	0.0	0	0	—	0/0	0.0	0	0	0.0	—	0
at Oak. (12/29)*	P	13	9	85	69.2	0	0	19	2/8	87.0	1	-1	-1.0	-1	0
Regular Season Totals	4/0	16	11	95	68.8	0	0	19	2/8	84.1	3	2	0.7	4	0
vs. S.D. (1/12)*†								DID NOT PLAY							
vs. N.E. (1/19)*‡								DID NOT PLAY							
vs. Sea. (2/2)\$								DID NOT PLAY							
Postseason Totals	0/0	0	0	0	0.0	0	0	—	0/0	0.0	0	0	0.0	—	0

†AFC Divisional Playoff Game; ‡AFC Championship Game; \$Super Bowl XLVIII



# NATHAN PALMER

13

## WIDE RECEIVER

5-11 • 198 • 2ND YR. • NORTHERN ILLINOIS

BORN: April 14, 1989, in Elkhart, Ind.

HIGH SCHOOL: Elkhart (Ind.) Central High School

ACQUIRED: Free Agent, 2013

NFL YEAR: 2nd • YEAR WITH BRONCOS: 2nd

NFL GAMES PLAYED/STARTED: 5/0



### PALMER AT A GLANCE:

- A second-year wide receiver who appeared in five games for Indianapolis as a rookie in 2012 before competing on practice squads with Miami and Denver in 2013.
- Saw action in 48 career games (20 starts) at Northern Illinois University, where he totaled 93 receptions for 1,575 yards (16.9 avg.) with 16 touchdowns.
- Recorded 695 receiving yards and seven scores on 47 catches (14.8 avg.) as a senior for the Huskies in 2011.
- Joined the Broncos a practice-squad signee on Dec. 24, 2013.
- Entered the NFL with San Francisco as a college free agent on May 4, 2012.

**CAREER TRANSACTIONS:** Signed by San Francisco as a college free agent 5/4/12; Waived by San Francisco 8/31/12; Signed by San Francisco (practice squad) 9/1/12; Signed by Indianapolis 9/24/12; Waived by Indianapolis 9/2/13; Signed by Miami (practice squad) 10/23/13; Waived by Miami 12/23/13; Signed by Denver (practice squad) 12/24/13.



**2013:** Palmer spent the season competing on practice squads with Miami and Denver after being waived by Indianapolis on Sept. 2.

**2012:** Palmer, who entered the NFL as a college free agent with San Francisco on May 4, spent the preseason with the 49ers before being waived and catching on with Indianapolis... Appeared in five games for the Colts and made one reception... Inactive for three contests and did not play in one other... Made his NFL debut vs. G.B. (10/7) and caught his first career pass at NYJ (10/14).

**COLLEGE:** Palmer started 20-of-48 career games at Northern Illinois University and totaled 93 receptions for 1,575 yards (16.9 avg.) with 16 touchdowns... Added 200 rushing yards and one touchdown on 21 carries (9.5 avg.)... Posted career highs in catches (47), receiving yards (695) and touchdowns (7) as a senior in 2011.

**PERSONAL:** Palmer was a first-team all-state and all-conference selection at Elkhart (Ind.) High School, where he earned Offensive Player of the Year honors as a senior... Nathan Palmer was born on April 14, 1989.

### PALMER'S REGULAR SEASON RECORD

Year	Club	RECEIVING						SCORING					
		G	S	No.	Yds.	Avg.	LG	TD	TD	TD	TD	2pt	Pts.
2012	Indianapolis	5	0	1	-4	-4.0	-4	0	0	0	0	0	0
2013	Mia./Den.	5	0	1	-4	-4.0	-4	0	0	0	0	0	0

**ADDITIONAL STATISTICS:** Punt returns — 2011 (4 for 35 yds., 8.8 avg., 14 LG). Rushed once for 1 yd. at N.Y. Giants, 10/7/12.

### NATHAN PALMER'S CAREER GAME-BY-GAME

(Victories asterisked)

2012 INDIANAPOLIS (11-5)			RECEIVING						SCORING	
Date	Opponent	P/S	No.	Yds.	Avg.	LG	TD	2pt.	Pts.	
Games 1-3	SAN FRANCISCO'S PRACTICE SQUAD / SIGNED BY INDIANAPOLIS ON SEPT. 24									
Oct 7	vs. Green Bay*	P	0	0	0.0	—	0	0	0	
Oct 14	at N.Y. Jets	P	1	-4	-4.0	-4	0	0	0	
Oct 21	vs. Cleveland*	P	0	0	0.0	—	0	0	0	
Oct 28			INACTIVE							
Nov 4			INACTIVE							
Nov 8	at Jacksonville*	P	0	0	0.0	—	0	0	0	
Nov 18	at New England	P	0	0	0.0	—	0	0	0	
Nov 25			DID NOT PLAY							
Games 12-16			INACTIVE							
Regular Season Totals		5/0	1	-4	-4.0	-4	0	0	0	



## MATT PRATER

5

KICKER



5-10 • 195 • 8TH YR. • CENTRAL FLORIDA

BORN: Aug. 10, 1984, in Mayfield Heights, Ohio

HIGH SCHOOL: Estero (Fla.) High School.

ACQUIRED: Free Agent, 2007

NFL YEAR: 8th • YEAR WITH BRONCOS: 8th

NFL GAMES PLAYED/STARTED: 96/0 • POSTSEASON GP/GS: 6/0

### PRATER AT A GLANCE:

- An eighth-year kicker who ranks first in franchise history in field goal accuracy having converted 141-of-170 (.829) attempts during his first seven seasons with the Broncos.
- Selected to his first career Pro Bowl in 2013 in addition to being named a second-team All-Pro choice by the Associated Press after converting 25-of-26 field goals (.962), ranking second in the NFL in points scored (150) and setting a league record with 81 touchbacks on kickoffs.
- Set an NFL record with a 64-yard field goal vs. Tennessee (12/8/13).
- Owns the best field goal percentage from 50+yards (.778 / 21-of-27) in league history among players who started their career after 1970 (min. 20 att.).
- Converted 47-of-50 (.940) career field goals in the fourth quarter in addition to connecting on all four of his attempts in overtime.
- Set a franchise record with 150 points scored (25/26 FGs, 75/75 PATs) and .962 field goal percentage in 2013.
- Owns five AFC Special Teams Player of the Week awards (2008, '09, '11, '12, '13) and two AFC Special Teams Player of the Month honors (Sept. '09, Dec./Jan. '11) for his NFL career.
- Delivered four game-winning field goals on the last play of the game in 2011 (3 in OT, 1 on last play of regulation) to tie for the second most in a single season in NFL history.
- Joined Mike Vanderjagt as the only two players in NFL history to kick a 50+yard field goal with less than a minute remaining in regulation to force overtime in addition to converting a 50+yard game-winning field goal in overtime with his performance vs. Chicago (12/11/11).
- Finished his career at the University of Central Florida tied for first in school history in field goals made (50) and ranked fourth in scoring (258 pts.).
- Joined the Broncos from Miami's practice squad on Dec. 19, 2007.
- Entered the NFL with Detroit as a college free agent on May 4, 2006.

**CAREER TRANSACTIONS:** Signed by Detroit as a college free agent 5/4/06; Waived by Detroit 8/28/06; Signed by Miami to a future contract 1/4/07; Waived by Miami 8/27/07; Signed by Atlanta 8/30/07; Waived by Atlanta 9/18/07; Signed by Miami (practice squad) 11/14/07; Signed by Denver (active roster) 12/19/07. Placed on injured reserve by Denver 12/23/10.



**2013:** Prater was named to his first career Pro Bowl as well as the Associated Press' All-Pro Second Team in 2013 after converting 25-of-26 field goals—including a league-record 64-yarder—and all 75 extra point attempts in addition to setting an NFL record with 81 touchbacks on kickoffs... Ranked second in the NFL with a franchise-record 150 points scored and led the league with a .962 field goal percentage (6th in NFL history w/min. 25 att.)... Led all players with six 50-yard field goals... Played all three postseason games, converting 5-of-6 field goals

### PRATER IS FRANCHISE'S MOST ACCURATE KICKER

#### BEST FIELD GOAL PERCENTAGE, BRONCOS HISTORY

Player	Md.	Att.	Pct.
1. Matt Prater, 2007-Pres.	141	170	82.9
2. Jason Elam, 1993-2007	395	490	80.6
3. David Treadwell, 1989-92	99	127	78.0
4. Rich Karlis, 1982-88	137	193	71.0
5. Fred Steinfort, 1979-81	43	64	67.2
6. Jim Turner, 1971-79	151	232	65.1
7. Gene Mingo, 1960-64	72	119	60.5

#### BEST FG PCT. SINGLE SEASON, BRONCOS HISTORY

Player	Md.	Att.	Pct.
1. Matt Prater, 2013	25	26	96.2
2. Jason Elam, 2006	27	29	93.1
3. Matt Prater, 2010	16	18	88.9
4. Jason Elam, 2003	27	31	87.1
Jason Elam, 2007	27	31	87.1
6. Jason Elam, 2001	31	36	86.1
7. Matt Prater, 2009	30	35	85.7

## PRATER'S RECORD-SETTING FIELD GOAL

### LONGEST FIELD GOALS, NFL HISTORY

Player	Opponent	Length
1. <b>Matt Prater, Den.</b>	<b>vs. Ten. (12/8/13)</b>	<b>64</b>
2. David Akers, S.F.	at G.B. (9/9/12)	63
Sebastian Janikowski, Oak.	at Den. (9/12/11)	63
Jason Elam, Den.	vs. Jac. (10/25/98)	63
Tom Dempsey, N.O.	vs. Det. (11/8/70)	63
6. Matt Bryant, T.B.	vs. Phi. (10/22/06)	62

with five extra points and touchbacks on 12-of-13 kickoffs... Tied a career high with seven PATs and produced touchbacks on all eight of his kickoffs in Denver's season-opening win vs. Bal. (9/5)... Kicked a 53-yard field goal and tied career highs with seven extra points, nine kickoffs and eight touchbacks vs. Phi. (9/29)... Set a career high with 15 points after converting six extra points and all three field goal attempts, including the game-winning 28-yarder, at Dal. (10/6)... Became the last kicker in the NFL to miss a field goal after making attempts from 52 and 36 yards and missing one from 52 yards vs. K.C. (11/17)... Named AFC Special Teams Player of the Week after setting an NFL record with a 64-yard field goal as time expired in the first half vs. Ten. (12/8) and tying a career high with 15 points (3 FG, 6 PAT)... Posted touchbacks on all five kickoffs in Denver's AFC Divisional Playoff Game vs. S.D. (1/12)... Converted the longest field goal (54 yds.) in franchise postseason history while tying the league's postseason record with touchbacks on all seven kickoffs in Denver's AFC Championship Game vs. N.E. (1/19).

**2012:** Prater appeared in all 16 regular-season games and set a franchise record for a kicker with 133 points scored (26/32 FGs, 55/55 PATs), breaking Jason Elam's previous mark of 132 points in 1995... Led the NFL with 65 touchbacks on 98 kickoffs (66.3 pct.)... Established a career high with eight touchbacks on eight kickoffs vs. Oak. (9/30), while also converting three-of-three field goals, earning AFC Special Teams Player of the Week for his performance... Matched a career high with four field goals (4-of-4) at Oak. (12/6)... Made a career-high two special teams tackles at Bal. (12/16).

**2011:** Prater played all 16 regular-season games and made 19-of-25 field goals in addition to converting all 30 extra point attempts... Led the NFL in touchback percentage (70.1 / 47-of-67)... Made four walk-off field goals—three in overtime and one at the end of regulation—to tie for the second-most game-winning kicks in NFL history in a single season... Successful on all four field goal attempts in two postseason games for the Broncos... Named AFC Special Teams Player of the Week for his effort vs. Chi. (12/11) in which he converted a 59-yard field goal with 0:03 remaining to force overtime and then won the game with a 51-yard kick in the extra session... Named AFC Special teams Player of the Month for Dec./Jan. after making 6-of-7 field goals during Denver's last five games, including both of his attempts from 50+ yards.

**2010:** Prater played 12 games and converted 16-of-18 field goals to go along with 28-of-29 extra point attempts to record the second-highest single-season field goal percentage (.889) in team history... Kicked off 54 times for 3,638 yards (67.4 avg.) with 20 touchbacks... Converted his 18th consecutive field goal attempt vs. NYJ (10/17)—a career-long 59-yarder—dating to the ninth game of the 2009 season to mark the third-longest such streak in team history... Saw his streak of 15 consecutive games with a field goal (T-3rd longest in Broncos history) end in Week 7 vs. Oak. (10/24) when he did not attempt a field goal... Inactive in Weeks 14-15 before being placed on injured reserve on Dec. 23 with a groin injury.

**2009:** Prater played all 16 games for the Broncos, converting 30-of-35 (.857) field goal attempts along with all 32 extra point attempts while kicking off 77 times for 5,304 yards (68.9 avg.) with 28 touchbacks... Tied for third in the NFL as well as in Broncos history for a year in field goals (30)... Tied for fifth in team history in field goal percentage (.857)... Set a club record and tied for second in the league with 28 touchbacks... Became the fifth Bronco with multiple 100-point seasons with 122 points that tied for seventh in the league... Made 19 of his final 20 field goal attempts... Converted 2-of-3 50-yard attempts... Had one special-teams tackle... Named AFC Special Teams Player of the Month for September after totaling 41 points, converting 9-of-10 field goals and all 14 extra points, in addition to registering seven touchbacks on kickoffs... Made a game-winning 41-yard field goal in overtime vs. N.E. (10/11)... Enjoyed a career night on Thanksgiving vs. NYG (11/26), making all four field goal attempts and posting five touchbacks on kickoffs to earn AFC Special Teams Player of the Week honors.

**2008:** Prater played all 16 games for Denver in his first full NFL season, converting 25-of-34 (.735) field goal attempts along with 39-of-40 (.975) extra point attempts while kicking off 82 times for 5,387 yards (65.7 avg.) with 19 touchbacks... Had three special-teams tackles... Tied the Broncos' single-season record and ranked fourth in the NFL with five 50-yard field goals in six attempts... Notched his first 100-point season (114 pts.), becoming

### PRATER SHOWS LEG STRENGTH

#### HIGHEST 50-YD. FIELD GOAL PCT., NFL, SINCE 1970

Player	(min. 20 att.)	Md.	Att.	Pct.
1. <b>Matt Prater, Den</b>	<b>21</b>	<b>27</b>	<b>77.8</b>	
2. Robbie Gould, Chi.	16	21	76.2	
3. Tony Zendejas, LAN/Hou.	17	23	73.9	
4. Jeff Wilkins, St./S.F./Phi.	26	36	72.2	
5. Rob Bironas, Ten.	24	34	70.6	

#### LONGEST FIELD GOALS, BRONCOS HISTORY

Player	Opponent	Length
1. <b>Matt Prater</b>	<b>vs. Ten., 12/8/13</b>	<b>64*</b>
2. Jason Elam	vs. Jac., 10/25/98	63
3. <b>Matt Prater</b>	<b>vs. NYJ, 10/17/10</b>	<b>59</b>
<b>Matt Prater</b>	<b>vs. Chi., 12/11/11</b>	<b>59</b>
5. Fred Steinfort	vs. Was., 10/13/80	57
*NFL Record		

## PRATER A CLUTCH SCORER

### HIGHEST CAREER FIELD GOAL PERCENTAGE IN FOURTH QUARTER, NFL HISTORY

Player	Md.	Att.	Pct.
1. Stephen Gotkowski, N.E.	63	65	96.9
2. <b>Matt Prater, Den.</b>	47	50	94.0
3. Nick Folk, Dal./NYJ	47	51	92.2
4. Josh Brown, Sea./Stl./Cin./NYG	73	81	90.1
5. Rob Bironas, Ten.	60	67	89.6

the ninth different Bronco to reach that mark... Became the third Bronco—and the first to do so on the road—to hit two 50-yard field goals (56, 51 yds.) in the same game at K.C. (9/28)... 56-yarder against the Chiefs was a career long and tied for the third-longest field goal in Denver annals as well as in the NFL in 2008... Named AFC Special Teams Player of the Week after making all three field goal attempts, including a 55-yarder, vs. T.B. (10/5).

**2007:** Prater played four games, seeing action in two games with both Atlanta and Denver... Made 1-of-4 field goal attempts and his lone extra point attempt (all with Atlanta) while kicking off 11 times for 756 yards (68.7 avg.) with five touchbacks... Spent training camp with Miami but was waived on Aug. 27 before signing with Atlanta on Aug. 30... Waived by Atlanta on Sept. 18 before joining Miami's practice squad on Nov. 14... Signed with Denver's active roster on Dec. 19.

**2006:** Prater entered the NFL with Detroit as college free agent on May 4... Waived by Detroit on Aug. 28... Made all four field goal attempts and both extra point attempts in the preseason with the Lions.

**COLLEGE:** Prater played 46 career games at the University of Central Florida, finishing his career tied for first in school history in field goals made (50) and ranked fourth in scoring (258 pts.)... Converted 50-of-74 (.676) career field goal attempts with a 53-yard long... Made 17-of-26 (.654) field goal attempts as a senior with a 49-yard long for UCF.

**PERSONAL:** Prater was a second-team all-state selection as a senior at Estero (Fla.) High School... Also named first-team all-conference and all-Southwest Florida... Connected on 56-of-58 extra point attempts and made 14 field goals while placing 84 percent of his kickoffs into the end zone for Estero... Majored in psychology at Central Florida... Matt Prater was born on Aug. 10, 1984, in Mayfield Heights, Ohio.

### PRATER'S REGULAR SEASON RECORD

Year	Club	G	FIELD GOALS							TOTAL	Pct.	PATs		
			1-19	20-29	30-39	40-49	50-59	60+	Md./Att.			Pct.	Pts.	
2007	Den./Mia./Atl.	4	0/0	0/1	0/0	1/3	0/0	0/0	1/4	.250	1/1	1.000	4	
2008	Denver	16	0/0	7/8	8/9	5/11	5/6	0/0	25/34	.735	39/40	.975	114	
2009	Denver	16	0/0	14/14	6/8	8/10	2/3	0/0	30/35	.857	32/32	1.000	122	
2010	Denver	12	0/0	3/3	7/7	4/5	2/3	0/0	16/18	.889	28/29	.966	76	
2011	Denver	16	0/0	5/6	8/8	3/7	3/4	0/0	19/25	.760	30/30	1.000	87	
2012	Denver	16	1/1	7/7	10/11	5/9	3/4	0/0	26/32	.813	55/55	1.000	133	
2013	Denver	16	2/2	4/4	5/5	8/8	5/6	1/1	25/26	.962	75/75	1.000	150	
CAREER TOTALS		96	3/3	40/43	44/48	34/53	20/26	1/1	142/174	.816	260/262	.992	686	
BRONCOS TOTALS		94	3/3	40/42	44/48	33/50	20/26	1/1	141/170	.829	259/261	.992	682	

**ADDITIONAL STATISTICS:** Kickoffs — 2007 (11 for 756 yds., 68.7 avg., 5 TBs), 2008 (82 for 5,387 yds., 65.7 avg., 19 TBs), 2009 (77 for 5,304 yds., 68.9 avg., 28 TBs), 2010 (54 for 3,638 yds., 67.4 avg., 20 TBs), 2011 (67 for 4,410 yds., 65.8 avg., 47 TBs), 2012 (98 for 6,305 yards, 64.3 avg., 65 TBs), 2013 (112 for 7,370 yards, 65.8 avg., 81 TBs) TOTAL (501 for 33,194 yds., 66.3 avg., 265 TBs). Special teams tackles — 2008 (3), 2009 (1), 2010 (1), 2011 (1), 2012 (2) TOTAL (8). Miscellaneous tackles — 2010 (1), TOTAL (1).

### PRATER'S POSTSEASON RECORD

		FIELD GOALS								PATs			
Year	Club	G	1-19	20-29	30-39	40-49	50-59	60+	TOTAL	Pct.	Md./Att.	Pct.	Pts.
2011	Denver	2	0/0	2/2	1/1	1/1	0/0	0/0	4/4	1.000	3/3	1.000	15
2012	Denver	1	0/0	0/0	0/0	0/0	0/1	0/0	0/1	0.000	5/5	1.000	5
2013	Denver	3	1/1	1/1	1/1	1/2	1/1	0/0	5/6	.833	5/5	1.000	20
CAREER TOTALS		6	1/1	3/3	2/2	2/3	1/2	0/0	9/11	.818	13/13	1.000	40

**ADDITIONAL STATISTICS:** Kickoffs — 2011 (9 for 594 yds., 66.0 avg., 8 TBs), 2012 (7 for 454 yds., 64.9 avg., 3 TBs), 2013 (13 for 832 yds., 64.0 avg., 12 TBs), TOTAL (28 for 1,828 yards, 65.3 avg., 23 TBs).

### PRATER'S SINGLE GAME HIGHS

(Postseason in parentheses)

**Field goals made** — 4, five times, last at Oakland, 12/6/12 (4 vs. New England, 1/19/14). **Field goals attempted** — 5 at Kansas City, 9/28/08 (4 vs. New England, 1/19/14). **Longest field goal made** — 64\* vs. Tennessee, 12/8/13 (54 vs. New England, 1/19/14). **Longest field goal attempted** — 64 vs. Tennessee, 12/8/13 (vs. New England, 1/19/14). **Consecutive field goals made** — 18, 11/1/09-10/17/10 (4, twice, last 1/19/14). **PATs made** — 7, three times, last vs. Philadelphia, 9/29/13 (5 vs. Baltimore, 1/12/13). **PATs attempted** — 7, three times, last vs. Philadelphia, 9/29/13 (5 vs. Baltimore, 1/12/13). **Consecutive PATs made** — 172, 11/14/10-12/29/14 (13, 1/8/12-1/19/14). **Points scored** — 15, twice, last vs. Tennessee, 12/8/13 (14 vs. New England, 1/19/14). **Consecutive games with a field goal** — 15, 11/9/09-10/17/10 (3, 1/8/12-1/19/12). **Kickoffs** — 9, three times, last at Dallas, 10/6/13 (7 vs. New England, 1/19/14). **Touchbacks on kickoffs** — 8, four times, last vs. Washington, 10/27/13 (7 vs. New England, 1/19/14). **Special teams tackles** — 2 at Baltimore, 12/16/12 (none).

\*NFL Record

## PRATER HOLDS BRONCOS' TOP TWO SINGLE-SEASON SCORING MARKS

### MOST POINTS SCORED BY A KICKER, SINGLE SEASON BRONCOS HISTORY

Player	Year	No.
1. Matt Prater	2013	150
2. Matt Prater	2012	133
3. Jason Elam	1995	132
4. Jason Elam	2004	129
5. Jason Elam	1998	127

### PRATER'S 50-YARD FIELD GOALS (22)

*\*denotes win (The Broncos are 14-6 when Prater records a 50+yard field goal in a game.)*

Date	Opponent	Length
9/14/08	vs. San Diego*	52
9/28/08	at Kansas City	56
9/28/08	at Kansas City	51
10/5/08	vs. Tampa Bay*	55
11/2/08	vs. Miami	50
9/13/09	at Cincinnati*	50
12/20/09	vs. Oakland	51
9/12/10	at Jacksonville	54
10/17/10	vs. N.Y. Jets	59
10/23/11	at Miami*	52
12/11/11	vs. Chicago*	59
12/11/11	vs. Chicago*	51
9/23/12	vs. Houston	53
9/30/12	vs. Oakland*	53
11/11/12	at Carolina*	53
9/23/13	vs. Oakland*	53
9/29/13	vs. Philadelphia*	53
10/6/13	at Dallas*	50
11/17/13	vs. Kansas City*	54
12/8/13	vs. Tennessee* <sup>#</sup>	64 <sup>^</sup>
12/29/13	at Oakland*	54
1/19/14	vs. New England* <sup>^</sup>	54

<sup>^</sup>Playoff Game; <sup>#</sup>NFL Record

### MATT PRATER'S CAREER GAME-BY-GAME

(Victories asterisked)

2007 ATL. (4-12) / DEN. (7-9)			FIELD GOALS								PATs			
Date	Opponent	P	10-19	20-29	30-39	40-49	50-59	60+	TOTAL	Pct.	Md./Att.	Pct.	Pts.	
Sep 9	at Minnesota	P	0/0	0/0	0/0	1/2	0/0	0/0	1/2	.500	0/0	—	3	
Sep 16	at Jacksonville	P	0/0	0/1	0/0	0/1	0/0	0/0	0/2	—	1/1	1.000	1	
WAIVED BY ATLANTA ON SEPT. 18 / SIGNED BY DENVER ON DEC. 19														
GAMES 15-16														
USED ONLY FOR KICKOFFS														
Regular Season Totals			4	0/0	0/1	0/0	1/3	0/0	0/0	1/4	.250	1/1	1.000	4
2008 DENVER (8-8)			FIELD GOALS								PATs			
Date	Opponent	P	10-19	20-29	30-39	40-49	50-59	60+	TOTAL	Pct.	Md./Att.	Pct.	Pts.	
Sep 8	at Oakland*	P	0/0	1/1	0/0	1/1	0/0	0/0	2/2	1.000	5/5	1.000	11	
Sep 14	vs. San Diego*	P	0/0	0/0	0/0	0/0	1/1	0/0	1/1	1.000	4/4	1.000	7	
Sep 21	vs. New Orleans*	P	0/0	1/1	1/1	0/0	0/0	0/0	2/2	1.000	4/4	1.000	10	
Sep 28	at Kansas City	P	0/0	1/2	1/1	0/0	2/2	0/0	4/5	.800	1/1	1.000	13	
Oct 5	vs. Tampa Bay*	P	0/0	1/1	0/0	1/1	1/1	0/0	3/3	1.000	1/1	1.000	10	
Oct 12	vs. Jacksonville	P	0/0	0/0	1/1	0/0	0/0	0/0	1/1	1.000	2/2	1.000	5	
Oct 20	at New England	P	0/0	0/0	0/0	0/0	0/0	0/0	0/0	—	1/1	1.000	1	
Nov 2	vs. Miami	P	0/0	0/0	0/0	0/1	1/1	0/0	1/2	.500	2/2	1.000	5	
Nov 6	at Cleveland*	P	0/0	0/0	2/3	0/0	0/0	0/0	2/3	.667	4/4	1.000	10	
Nov 16	at Atlanta*	P	0/0	1/1	0/0	0/1	0/0	0/0	1/2	.500	3/3	1.000	6	
Nov 23	vs. Oakland	P	0/0	0/0	0/0	1/3	0/0	0/0	1/3	.333	1/1	1.000	4	
Nov 30	at N.Y. Jets*	P	0/0	1/1	1/1	0/0	0/0	0/0	2/2	1.000	4/4	1.000	10	
Dec 7	vs. Kansas City*	P	0/0	0/0	1/1	0/1	0/0	0/0	1/2	.500	3/3	1.000	6	
Dec 14	at Carolina	P	0/0	0/0	0/0	1/2	0/0	0/0	1/2	.500	1/1	1.000	4	
Dec 21	vs. Buffalo	P	0/0	1/1	1/1	1/1	0/1	0/0	3/4	.750	2/2	1.000	11	
Dec 28	at San Diego	P	0/0	0/0	0/0	0/0	0/0	0/0	0/0	—	1/2	.500	1	
Regular Season Totals			16	0/0	7/8	8/9	5/11	5/6	0/0	25/34	.735	39/40	.975	114



2009 DENVER (8-8)												
FIELD GOALS										PATs		
Date	Opponent	P	10-19	20-29	30-39	40-49	50-59	60+	TOTAL	Pct.	Md./Att.	Pct.
Sep 13	at Cincinnati*	P	0/0	0/0	0/0	1/1	0/0	0/0	2/2	1.000	0/0	—
Sep 20	vs. Cleveland*	P	0/0	1/1	1/3	0/0	0/0	0/0	2/4	.500	3/3	1.000
Sep 27	at Oakland*	P	0/0	2/2	0/0	1/1	0/0	0/0	3/3	1.000	2/2	1.000
Oct 4	vs. Dallas*	P	0/0	1/1	0/0	0/0	0/0	0/0	1/1	1.000	2/2	1.000
Oct 11	vs. New England*	P	0/0	1/1	0/0	1/2	0/0	0/0	2/3	.667	2/2	1.000
Oct 19	at San Diego*	P	0/0	1/1	1/1	0/0	0/1	0/0	2/3	.667	4/4	1.000
Nov 1	at Baltimore	P	0/0	0/0	0/0	0/0	0/0	0/0	0/0	—	1/1	1.000
Nov 9	vs. Pittsburgh	P	0/0	0/0	0/0	1/1	0/0	0/0	1/1	1.000	1/1	1.000
Nov 15	at Washington	P	0/0	1/1	0/0	0/0	0/0	0/0	1/1	1.000	2/2	1.000
Nov 22	vs. San Diego	P	0/0	1/1	0/0	0/0	0/0	0/0	1/1	1.000	0/0	—
Nov 26	vs. N.Y. Giants*	P	0/0	2/2	1/1	1/1	0/0	0/0	4/4	1.000	2/2	1.000
Dec 6	at Kansas City*	P	0/0	0/0	2/2	1/1	0/0	0/0	3/3	1.000	5/5	1.000
Dec 13	at Indianapolis	P	0/0	1/1	0/0	0/1	0/0	0/0	1/2	.500	1/1	1.000
Dec 20	vs. Oakland	P	0/0	2/2	0/0	1/1	1/1	0/0	4/4	1.000	1/1	1.000
Dec 27	at Philadelphia	P	0/0	0/0	1/1	1/1	0/0	0/0	2/2	1.000	3/3	1.000
Jan 3	vs. Kansas City	P	0/0	1/1	0/0	0/0	0/0	0/0	1/1	1.000	3/3	1.000
Regular Season Totals		16	0/0	14/14	6/8	8/10	2/3	0/0	30/35	.857	32/32	1.000

2010 DENVER (4-12)												
FIELD GOALS										PATs		
Date	Opponent	P	10/19	20/29	30/39	40/49	50/59	60+	TOTAL	Pct.	Md./Att.	Pct.
Sep 12	at Jacksonville	P	0/0	0/0	0/0	0/0	1/1	0/0	1/1	1.000	2/2	1.000
Sep 19	vs. Seattle*	P	0/0	1/1	0/0	0/0	0/0	0/0	1/1	1.000	4/4	1.000
Sep 26	vs. Indianapolis	P	0/0	1/1	1/1	0/0	0/0	0/0	2/2	1.000	1/1	1.000
Oct 3	at Tennessee*	P	0/0	0/0	4/4	0/0	0/0	0/0	4/4	1.000	2/2	1.000
Oct 10	at Baltimore	P	0/0	0/0	1/1	0/0	0/0	0/0	1/1	1.000	2/2	1.000
Oct 17	vs. N.Y. Jets	P	0/0	0/0	0/0	1/2	1/1	0/0	2/3	.667	2/2	1.000
Oct 24	vs. Oakland	P	0/0	0/0	0/0	0/0	0/0	0/0	0/0	—	2/2	1.000
Oct 31	at S.F. (London)	P	0/0	0/0	1/1	0/0	0/0	0/0	1/1	1.000	1/2	.500
Nov 14	vs. Kansas City*	P	0/0	0/0	0/0	0/0	0/1	0/0	0/1	.000	7/7	1.000
Nov 22	at San Diego	P	0/0	0/0	0/0	0/0	0/0	0/0	0/0	—	2/2	1.000
Nov 28	vs. St. Louis	P	0/0	0/0	0/0	2/2	0/0	0/0	2/2	1.000	3/3	1.000
Dec 5	at Kansas City	P	0/0	1/1	0/0	1/1	0/0	0/0	2/2	1.000	0/0	—
INACTIVE												
PLACED ON INJURED RESERVE (GROIN) ON DEC. 23												
Regular Season Totals		13/0	0/0	3/3	7/7	4/5	2/3	0/0	16/18	.889	28/29	.966

2011 DENVER (8-8)												
FIELD GOALS										PATs		
Date	Opponent	P	10/19	20/29	30/39	40/49	50/59	60+	TOTAL	Pct.	Md./Att.	Pct.
Sep 12	vs. Oakland	P	0/0	1/1	1/1	0/0	0/1	0/0	2/3	.667	2/2	1.000
Sep 18	vs. Cincinnati*	P	0/0	0/0	1/1	0/0	0/0	0/0	1/1	1.000	3/3	1.000
Sep 25	at Tennessee	P	0/0	0/0	0/0	0/0	0/0	0/0	0/0	.000	2/2	1.000
Oct 2	at Green Bay	P	0/0	1/1	0/0	0/0	0/0	0/0	1/1	1.000	2/2	1.000
Oct 9	vs. San Diego	P	0/0	0/0	1/1	0/0	0/0	0/0	1/1	1.000	1/1	1.000
Oct 23	at Miami*	P	0/0	0/0	0/0	0/2	1/1	0/0	1/3	.333	1/1	1.000
Oct 30	vs. Detroit	P	0/0	0/0	1/1	0/0	0/0	0/0	1/1	1.000	1/1	1.000
Nov 6	at Oakland*	P	0/0	0/0	0/0	1/2	0/0	0/0	1/2	.500	5/5	1.000
Nov 13	at Kansas City*	P	0/0	0/0	1/1	0/1	0/0	0/0	1/2	.500	2/2	1.000
Nov 17	vs. N.Y. Jets*	P	0/0	0/0	1/1	0/0	0/0	0/0	1/1	1.000	2/2	1.000
Nov 27	at San Diego*	P	0/0	1/1	1/1	1/1	0/0	0/0	3/3	1.000	1/1	1.000
Dec 4	at Minnesota*	P	0/0	1/1	0/0	1/1	0/0	0/0	2/2	1.000	3/3	1.000
Dec 11	vs. Chicago*	P	0/0	0/1	0/0	0/0	2/2	0/0	2/3	.667	1/1	1.000
Dec 18	vs. New England	P	0/0	1/1	0/0	0/0	0/0	0/0	1/1	1.000	2/2	1.000
Dec 24	at Buffalo	P	0/0	0/0	0/0	0/0	0/0	0/0	0/0	.000	2/2	1.000
Jan 1	vs. Kansas City	P	0/0	0/0	1/1	0/0	0/0	0/0	1/1	1.000	0/0	.000
Regular Season Totals		16/0	0/0	5/6	8/8	3/7	3/4	0/0	19/25	.760	30/30	1.000

Jan 8	vs. Pittsburgh*	P	0/0	2/2	1/1	0/0	0/0	0/0	3/3	1.000	2/2	1.000
Jan 14	at New England†	P	0/0	0/0	0/0	1/1	0/0	0/0	1/1	1.000	1/1	1.000
Postseason Totals		2/0	0/0	2/2	1/1	1/1	0/0	0/0	4/4	1.000	3/3	1.000

SAFC Wild Card Game; †AFC Divisional Playoff Game

2012 DENVER (13-3)												
FIELD GOALS										PATs		
Date	Opponent	P/S	10-19	20-29	30-39	40-49	50-59	60+	TOTAL	Pct.	Md./Att.	Pct.
Sep 9	vs. Pittsburgh*	P	0/0	1/1	0/0	0/0	0/0	0/0	1/1	1.000	2/2	1.000
Sep 17	at Atlanta	P	0/0	0/0	0/0	0/0	0/0	0/0	0/0	.000	3/3	1.000
Sep 23	vs. Houston	P	0/0	1/1	1/1	0/0	1/1	0/0	3/3	1.000	2/2	1.000
Sep 30	vs. Oakland*	P	0/0	1/1	0/0	1/1	1/1	0/0	3/3	1.000	4/4	1.000
Oct 7	at New England	P	0/0	0/0	0/0	0/0	0/0	0/0	0/0	.000	3/3	1.000
Oct 15	at San Diego*	P	0/0	0/0	0/0	0/0	0/0	0/0	0/0	.000	5/5	1.000
Oct 28	vs. New Orleans*	P	0/0	0/0	2/2	0/0	0/0	0/0	2/2	1.000	4/4	1.000
Nov 4	at Cincinnati*	P	0/0	0/0	0/0	1/1	0/0	0/0	1/1	1.000	4/4	1.000
Nov 11	at Carolina*	P	0/0	1/1	0/0	0/1	1/1	0/0	2/3	.667	4/4	1.000
Nov 18	vs. San Diego*	P	1/1	0/0	2/2	0/0	0/1	0/0	3/4	.750	3/3	1.000
Nov 25	at Kansas City*	P	0/0	0/0	1/2	0/1	0/0	0/0	1/3	.333	2/2	1.000
Dec 2	vs. Tampa Bay*	P	0/0	0/0	1/1	0/1	0/0	0/0	1/2	.500	4/4	1.000
Dec 6	at Oakland*	P	0/0	1/1	2/2	1/1	0/0	0/0	4/4	1.000	2/2	1.000
Dec 16	at Baltimore*	P	0/0	1/1	1/1	0/1	0/0	0/0	2/3	.667	4/4	1.000
Dec 23	vs. Cleveland*	P	0/0	1/1	0/0	1/1	0/0	0/0	2/2	1.000	4/4	1.000
Dec 30	vs. Kansas City*	P	0/0	0/0	0/0	1/1	0/0	0/0	1/1	1.000	5/5	1.000
Regular Season Totals		16/0	1/1	7/7	10/11	5/9	3/4	0/0	26/32	0.813	55/55	1.000
Jan 12	vs. Baltimore†	P	0/0	0/0	0/0	0/0	0/1	0/0	0/1	1.000	5/5	1.000
Postseason Totals		1/0	0/0	0/0	0/0	0/0	0/1	0/0	0/1	0.000	5/5	1.000

†AFC Divisional Playoff Game

2013 DENVER (13-3)			FIELD GOALS								PATs		
Date	Opponent	P/S	10-19	20-29	30-39	40-49	50-59	60+	TOTAL	Pct.	Md./Att.	Pct.	Pts.
Sep 5	vs. Baltimore*	P	0/0	0/0	0/0	0/0	0/0	0/0	0/0	0.000	7/7	1.000	7
Sep 15	at N.Y. Giants*	P	0/0	0/0	0/0	2/2	0/0	0/0	2/2	1.000	5/5	1.000	11
Sep 23	vs. Oakland*	P	0/0	0/0	0/0	2/2	1/1	0/0	3/3	1.000	4/4	1.000	13
Sep 29	vs. Philadelphia*	P	0/0	0/0	0/0	0/0	1/1	0/0	1/1	1.000	7/7	1.000	10
Oct 6	at Dallas*	P	0/0	1/1	0/0	1/1	1/1	0/0	3/3	1.000	6/6	1.000	15
Oct 13	vs. Jacksonville*	P	0/0	0/0	0/0	0/0	0/0	0/0	0/0	0.000	5/5	1.000	5
Oct 20	at Indianapolis	P	0/0	0/0	1/1	1/1	0/0	0/0	2/2	1.000	3/3	1.000	9
Oct 27	vs. Washington*	P	1/1	0/0	0/0	0/0	0/0	0/0	1/1	1.000	6/6	1.000	9
Nov 10	at San Diego*	P	0/0	0/0	0/0	0/0	0/0	0/0	0/0	0.000	4/4	1.000	4
Nov 17	vs. Kansas City*	P	0/0	0/0	1/1	0/0	1/2	0/0	2/3	0.667	3/3	1.000	9
Nov 24	at New England*	P	0/0	1/1	0/0	0/0	0/0	0/0	1/1	1.000	4/4	1.000	7
Dec 1	at Kansas City*	P	0/0	0/0	0/0	0/0	0/0	0/0	0/0	0.000	5/5	1.000	5
Dec 8	vs. Tennessee*	P	1/1	1/1	0/0	0/0	0/0	1/1	3/3	1.000	6/6	1.000	15
Dec 12	vs. San Diego	P	0/0	0/0	1/1	1/1	0/0	0/0	2/2	1.000	2/2	1.000	8
Dec 22	at Houston*	P	0/0	1/1	1/1	1/1	0/0	0/0	3/3	1.000	4/4	1.000	13
Dec 29	at Oakland*	P	0/0	0/0	1/1	0/0	1/1	0/0	2/2	1.000	4/4	1.000	10
<b>Regular Season Totals</b>		<b>16/0</b>	<b>2/2</b>	<b>4/4</b>	<b>5/5</b>	<b>8/8</b>	<b>5/6</b>	<b>1/1</b>	<b>25/26</b>	<b>.962</b>	<b>75/75</b>	<b>1.000</b>	<b>150</b>
Jan 12	vs. San Diego*	P	0/0	0/0	0/0	1/2	0/0	0/0	1/2	.500	3/3	1.000	6
Jan 19	vs. New England* <sup>#</sup>	P	1/1	1/1	1/1	1/2	1/1	0/0	4/4	1.000	2/2	1.000	14
Feb 2	vs. Seattle*	P	0/0	0/0	0/0	0/0	0/0	0/0	0/0	0.000	0/0	0.000	0
<b>Postseason Totals</b>		<b>3/0</b>	<b>1/1</b>	<b>1/1</b>	<b>1/1</b>	<b>1/2</b>	<b>1/1</b>	<b>0/0</b>	<b>5/6</b>	<b>.833</b>	<b>5/5</b>	<b>1.000</b>	<b>20</b>

\*AFC Divisional Playoff Game; <sup>#</sup>AFC Championship Game; \$Super Bowl XLVIII



## MANNY RAMIREZ

# 66

**CENTER**

**6-3 • 320 • 8TH YR. • TEXAS TECH**

**BORN:** Feb. 13, 1983, in Houston

**HIGH SCHOOL:** Willowridge High School, Houston

**ACQUIRED:** Free Agent, 2011

**NFL YEAR:** 8th • **YEAR WITH BRONCOS:** 4th

**NFL GAMES PLAYED/STARTED:** 51/42 • **POSTSEASON:** 6/3

### RAMIREZ AT A GLANCE:

- An eighth-year player who started 42-of-51 regular-season games played and 3-of-6 postseason contests in his first seven NFL seasons with Detroit (2007-10) and Denver (2011-13).
- Started every game at center for the first time in his career in 2013, helping the Broncos set the NFL single-season scoring record (606 pts.) while allowing the fewest sacks (20) in the league.
- Appeared in 15 games for Denver in 2012, earning 12 starts at right guard and being penalized just three times on the season.
- Opened 12-of-13 games for the Lions in 2008 and was penalized just three times while allowing only a half sack according to Stats Inc.
- Started four seasons at Texas Tech University, calling the offensive line's blocking schemes during his final two seasons and earning numerous All-Big 12 Conference accolades.
- Part of an offensive aerial attack that led the country with 398.9 passing yards per game in his four seasons (2003-06) with the Red Raiders.
- Established a Texas Tech school lifting record with his 550-pound bench press.
- Joined the Broncos as a free agent on Jan. 4, 2011.
- Selected by the Lions in the fourth round (117th overall) of the 2007 NFL Draft.

**CAREER TRANSACTIONS:** Signed by Detroit as a draft choice 7/18/07; Waived by Detroit 10/6/10; Signed by Denver to a future contract 1/4/11.

**2013:** Ramirez opened all 16 regular-season games and all three playoff contests at center for the Broncos in 2013... Was part of an offensive line unit that allowed the fewest sacks (20) in the NFL as well as the most games allowing zero sacks (6)... Earned a spot on Pro Football Focus' All-Week 3 Team for his performance vs. Oak. (9/23)... Part of an offensive line group that was named a collective Offensive Player of the Week by *Sports Illustrated*'s Peter King for its performance in which it allowed zero sacks and zero quarterback hits against the NFL's top-ranked sack defense vs. K.C. (11/17)... Part of an offensive line that did not allow a sack or a quarterback hit in Denver's AFC Championship Game vs. N.E. (1/19).

**2012:** Ramirez established a career high with 15 games played, starting 11 contests for the Broncos at right guard... Penalized just three times on the year... Saw action in Denver's AFC Divisional Playoff Game vs. Bal. (1/12).

**2011:** Ramirez played two games (0 starts) in his first season with the Broncos and was inactive for the remaining 14 regular-season games as well as both playoff contests.

**2010:** Ramirez spent the season out of football after being waived by Detroit on Oct. 6.

**2009:** Ramirez played a career-high 13 games (12 starts) at left guard for Detroit... Penalized only three times and was credited with just one half sack allowed according to Stats. Inc.

**2008:** Ramirez played four games (3 starts) for Detroit, opening two contests at right guard and one at left guard... Was not called for a penalty and allowed just two sacks on the season according to Stats Inc... Made his first career start vs. Chi. (10/5).

**2007:** Selected by the Lions in the fourth round (117th overall) of the 2007 NFL Draft, Ramirez played one game (0 starts) as a rookie... Made his NFL debut vs. K.C. (12/23) playing on special teams.

**COLLEGE:** Ramirez was part of the nation's most explosive aerial attack during his four seasons (2003-06) as a starter at Texas Tech University, as the Red Raiders led the country with 398.9 passing yards per game during that span... Earned numerous All-Big 12 Conference honors following his senior season that marked his second consecutive year calling the blocking schemes along the offensive line... Established a school lifting record with his 550-pound bench press.

**PERSONAL:** Ramirez was a first-team All-District 20-5A selection in his final two seasons at Willowridge High School in Houston... Majored in exercise sport science at Texas Tech... Manuel Ramirez was born on Feb. 13, 1983, in Houston.


#### RAMIREZ'S REGULAR SEASON RECORD

Year	Club	G	S
2007	Detroit	1	0
2008	Detroit	4	3
2009	Detroit	13	12
2010	Detroit	0	0
2011	Denver	2	0
2012	Denver	15	11
2013	Denver	16	16
<b>CAREER TOTALS</b>		<b>51</b>	<b>42</b>

**ADDITIONAL STATISTICS:** Fumbles — 2009 (1 FR), TOTAL (1 FR).

#### RAMIREZ'S POSTSEASON RECORD

Year	Club	G	S
2011	Denver	2	0
2012	Denver	1	0
2013	Denver	3	3
<b>CAREER TOTALS</b>		<b>6</b>	<b>3</b>



## EMMANUEL SANDERS

10

WIDE RECEIVER

5-11 • 180 • 5TH YR. • SOUTHERN METHODIST

BORN: March 17, 1987, in Bellville, Texas

HIGH SCHOOL: Bellville (Texas) High School

ACQUIRED: Unrestricted Free Agent (Pittsburgh), 2014

NFL YEAR: 5th • YEAR WITH BRONCOS: 1st

NFL GAMES PLAYED/STARTED: 56/18 • POSTSEASON GP/GS: 4/0



#### SANDERS AT A GLANCE:

- A fifth-year player who spent his first four NFL seasons with Pittsburgh and totaled 161 receptions for 2,030 yards (12.6 avg.) with 11 touchdowns.
- Represents one of just nine active NFL players who have recorded a reception, rushing attempt, pass completion, kickoff return and punt return in their careers.
- Owns 1,016 career kickoff return yards on 41 attempts (24.8 avg.) and is one of just five NFL players since he entered the league in 2010 to post at least 2,000 yards receiving and 1,000 yards on kickoff returns.
- Started 10-of-16 games played as the Steelers' No. 2 receiver in 2013 and recorded career highs in catches (67), receiving yards (740) and touchdowns (6).
- Named AFC Special Teams Player of the Week during his rookie season after posting two kickoff returns of 35-plus yards, including a 37-yarder that set up the Steelers' game-winning field goal at Miami (10/24/10).
- Finished his collegiate career at Southern Methodist University as the school's all-time leader in career receptions (235), receiving yards (3,791), receiving touchdowns (34) and 100-yard receiving games (16).

- Joined the Broncos as an unrestricted free agent (Pittsburgh) on March 16, 2014.
- Selected by Pittsburgh in the third round (82nd overall) of the 2010 NFL Draft.

**CAREER TRANSACTIONS:** Signed by Pittsburgh as a draft choice 6/14/10; Signed by Denver as an unrestricted free agent 3/16/14.



**2013:** Sanders played all 16 games for the second consecutive season and started a personal-best 10 contests while setting career highs in receptions (67) receiving yards (740) and touchdowns... Totaled four catches of 40-plus yards, including a career-long 55-yard touchdown reception at NYJ (10/13)... Returned 10 kickoffs for 268 yards (26.8 avg.)... Made seven catches in the Steelers' regular-season opener vs. Ten. (9/8) to surpass 100 career receptions... Ran for a two-point conversion at Oak. (10/27)... Posted a career-high 98 yards receiving on six catches (16.3 avg.) at N.E. (11/3)... Caught a touchdown in three consecutive contests (Games 11-13).

**2012:** Sanders appeared in all 16 regular-season games for the Steelers and registered 44 receptions for 626 yards (14.2 avg.) with one touchdown... Converted first downs on 15-of-18 third-down catches... Added nine punt returns for 93 yards (10.3 avg.) on special teams.

**2011:** Sanders saw action in 11 regular-season games and totaled 22 catches for 288 yards (13.1 avg.) with two touchdowns... Missed five games with knee and foot injuries... Led the Steelers with six receptions for 81 yards (13.5 avg.) in Pittsburgh's AFC Wild Card Game at Den. (1/8).

**2010:** Selected by Pittsburgh in the third round (82nd overall) of the 2010 NFL Draft, Sanders played in 13 regular-season games (1 start) for the Steelers and finished his rookie season with 28 receptions for 376 yards (13.4 avg.) with two touchdowns... Served as the club's primary kickoff returner and totaled 628 yards on 25 returns (25.1 avg.)... Appeared in all three postseason contests for the Steelers and contributed seven catches for 91 yards (13.0 avg.)... Caught his first career touchdown pass vs. N.E. (11/14)... Started his first career game in Pittsburgh's regular-season finale at Cle. (1/2)... Contributed two catches for 17 yards (8.5 avg.) in Super Bowl XLV vs. G.B. (2/6) before leaving the game with a foot injury.

**COLLEGE:** Sanders finished his collegiate career as Southern Methodist University's all-time career leader in receptions (235), receiving yards (3,791), receiving touchdowns (34) and 100-yard receiving games (16) as he topped the 600-yard mark in all four seasons on campus... Named first-team All-Conference USA following his senior year when he set single-season school records with 98 catches for 1,339 yards (13.7 avg.) to go along with seven touchdowns.

**PERSONAL:** Sanders was an all-district running back, wide receiver and safety at Bellville (Texas) High School, where he was named Team MVP and Tri-County Offensive Player of the Year following his senior campaign... Emmanuel Sanders was born on March 17, 1987.

### SANDERS' REGULAR SEASON RECORD

Year	Club	G	S	No.	RECEIVING				TD	KICKOFF RETURNS					No.	PUNT RETURNS				TD
					Yds.	Avg.	LG			No.	Yds.	Avg.	LG			FC	Yds.	Avg.	LG	
2010	Pittsburgh	13	1	28	376	13.4	35	2		25	628	25.1	48	0	4	1	60	15.0	38	0
2011	Pittsburgh	11	0	22	288	13.1	32	2		5	93	18.6	25	0	3	0	22	7.3	10	0
2012	Pittsburgh	16	7	44	626	14.2	37	1		1	27	27.0	27	0	9	9	93	10.3	63	0
2013	Pittsburgh	16	10	67	740	11.0	55t	6		10	268	26.8	46	0	0	0	0	0.0	—	0
<b>CAREER TOTALS</b>		<b>56</b>	<b>18</b>	<b>161</b>	<b>2,030</b>	<b>12.6</b>	<b>55t</b>	<b>11</b>		<b>41</b>	<b>1,016</b>	<b>24.8</b>	<b>48</b>	<b>0</b>	<b>16</b>	<b>10</b>	<b>175</b>	<b>10.9</b>	<b>63</b>	<b>0</b>

**ADDITIONAL STATISTICS:** Special teams tackles — 2010 (12), 2011 (2), TOTAL (14). Special teams fumbles — 2010 (1 FF), 2011 (1 FR), TOTAL (1 FF, 1 FR). Rushing — 2012 (1 for 4 yds.), 2013 (1 for 25 yds.), TOTAL (2 for 29 yds., 14.5 avg., 25 LG). Completed a 15-yard pass vs. Seattle (9/18/11). Sacked for a loss of seven yards on a pass attempt vs. Washington (10/28/12). Ran for a two-point conversion at Oakland (10/27/13).

### SANDERS' POSTSEASON RECORD

Year	Club	G	S	No.	RECEIVING				TD	KICKOFF RETURNS					No.	PUNT RETURNS				TD
					Yds.	Avg.	LG			No.	Yds.	Avg.	LG			FC	Yds.	Avg.	LG	
2010	Pittsburgh	3	0	7	91	13.0	12	0		0	0	0.0	—	0	0	0	0	0.0	—	0
2011	Pittsburgh	1	0	6	81	13.5	18	0		0	0	0.0	—	0	0	0	0	0.0	—	0
<b>CAREER TOTALS</b>		<b>4</b>	<b>0</b>	<b>13</b>	<b>172</b>	<b>13.2</b>	<b>20</b>	<b>0</b>		<b>0</b>	<b>0</b>	<b>0.0</b>	<b>—</b>	<b>0</b>	<b>0</b>	<b>0</b>	<b>0</b>	<b>0.0</b>	<b>—</b>	<b>0</b>

**ADDITIONAL STATISTICS:** Special teams tackles — 2010 (5), TOTAL (5).

### SANDERS' SINGLE-GAME HIGHS

(Postseason in parentheses)

**Receptions** — 7, three times, last at Oakland, 10/27/13 (11 vs. N.Y. Giants, 2/3/08). **Receiving yards** — 98 at New England, 11/3/13 (131 vs. Houston, 1/13/13). **Longest reception** — 55t at N.Y. Jets, 10/13/13 (47 vs. Houston, 1/13/13). **Receiving touchdowns** — 1, 11 times, last at Green Bay, 12/22/13 (1, five times, last vs. San Diego, 1/12/14). **Kick returns** — 6 vs. New England, 11/14/10 (none). **Kick return yards** — 156 vs. New England, 11/14/10 (none). **Longest kick return** — 48 at Miami, 10/24/10 (none). **Punt returns** — 3, three times, last at Cleveland, 11/25/12 (none). **Punt return yards** — 76 at N.Y. Giants, 11/4/12 (none). **Longest punt return** — 63 at N.Y. Giants, 11/4/12 (none).

## EMMANUEL SANDERS' CAREER GAME-BY-GAME

(Victories asterisked)

2010 PITTSBURGH (12-4)			RECEIVING					KICK RETURNS					PUNT RETURNS						
Date	Opponent	P/S	No.	Yds.	Avg.	LG	TD	No.	Yds.	Avg.	LG	TD	No.	FC	Yds.	Avg.	LG	TD	
Sep 12	vs. Atlanta*	P	0		0.0	—	0	1	23	23.0	23	0	0	0	0	0.0	—	0	
Games 2-4																			
Oct 17	vs. Cleveland*	P	2	37	18.5	22	0	2	38	19.0	21	0	0	0	0	0.0	—	0	
Oct 24	at Miami*	P	1	18	18.0	18	0	5	144	28.8	48	0	0	0	0	0.0	—	0	
Oct 31	at New Orleans	P	1	21	21.0	21	0	3	98	32.7	41	0	1	0	38	38.0	38	0	
Nov 8	at Cincinnati*	P	0	0	0.0	—	0	4	88	22.0	30	0	1	0	0	0.0	—	0	
Nov 14	vs. New England	P	5	41	8.2	11	1	6	156	26.0	34	0	2	0	22	11.0	12	0	
Nov 21	vs. Oakland*	P	2	35	17.5	22†	1	0	0	0.0	—	0	0	0	0	0.0	—	0	
Nov 28	at Buffalo*	P	2	27	13.5	16	0	4	81	20.3	25	0	0	0	0	0.0	—	0	
Dec 5	at Baltimore*	P	3	49	16.3	28	0	0	0	0.0	—	0	0	0	0	0.0	—	0	
Dec 12	vs. Cincinnati*	P	0	0	0.0	—	0	0	0	0.0	—	0	0	0	0	0.0	—	0	
Dec 19	vs. N.Y. Jets	P	7	78	11.1	29	0	0	0	0.0	—	0	0	0	0	0.0	—	0	
Dec 23	vs. Carolina*	P	4	54	13.5	35	0	0	0	0.0	—	0	0	0	0	0.0	—	0	
Jan 2	at Cleveland*	S	1	16	16.0	16	0	0	0	0.0	—	0	0	0	0	0.0	—	0	
Regular Season Totals			13/1	28	376	13.4	35	2	25	628	25.1	48	0	4	1	60	15.0	38	0
Jan 15	vs. Baltimore*†	P	4	54	13.5	17	0	0	0	0.0	—	0	0	0	0	0.0	—	0	
Jan 23	vs. N.Y. Jets*‡	P	1	20	20.0	20	0	0	0	0.0	—	0	0	0	0	0.0	—	0	
Feb 6	vs. Green Bay*\$	P	2	17	8.5	13	0	0	0	0.0	—	0	0	0	0	0.0	—	0	
Postseason Totals			3/0	7	91	13.0	12	0	0	0	0.0	—	0	0	0	0	0.0	—	0

†AFC Divisional Playoff Game; ‡AFC Championship Game; §Super Bowl XLV

2011 PITTSBURGH (12-4)			RECEIVING					KICK RETURNS					PUNT RETURNS						
Date	Opponent	P/S	No.	Yds.	Avg.	LG	TD	No.	Yds.	Avg.	LG	TD	No.	FC	Yds.	Avg.	LG	TD	
Sep 11	at Baltimore	P	2	20	10.0	11†	1	0	0	0.0	—	0	0	0	0	0.0	—	0	
Sep 18	vs. Seattle*	P	2	44	22.0	30	0	0	0	0.0	—	0	2	0	8	4.0	8	0	
Sep 25	at Indianapolis*	P	2	21	10.5	18	0	0	0	0.0	—	0	0	0	0	0.0	—	0	
Oct 2	at Houston	P	1	10	10.0	10	0	0	0	0.0	—	0	1	0	10	10.0	10	0	
Oct 9	vs. Tennessee*	P	0	0	0.0	—	0	0	0	0.0	—	0	0	0	0	0.0	—	0	
Oct 16	vs. Jacksonville*	P	1	32	32.0	32	0	0	0	0.0	—	0	0	0	0	0.0	—	0	
Oct 23	at Arizona*	P	5	46	9.2	20	1	0	0	0.0	—	0	0	0	0	0.0	—	0	
Oct 30	vs. New England	P	5	70	14.0	26	0	0	0	0.0	—	0	0	0	0	0.0	—	0	
Nov 6	vs. Baltimore	INACTIVE																	
Nov 13	at Cincinnati*	INACTIVE																	
Nov 27	at Kansas City*	P	2	25	12.5	13	0	4	77	19.3	25	0	0	0	0	0.0	—	0	
Dec 4	vs. Cincinnati*	P	1	6	6.0	6	0	1	16	16.0	16	0	0	0	0	0.0	—	0	
Games 13-15																			
Jan 1	at Cleveland*	P	1	14	14.0	14	0	0	0	0.0	—	0	0	0	0	0.0	—	0	
Regular Season Totals			11/0	22	288	13.1	32	2	5	93	18.6	25	0	3	0	22	7.3	10	0
Jan 8	at Denver§	P	6	81	13.5	18	0	0	0	0.0	—	0	0	0	0	0.0	—	0	
Postseason Totals			1/0	6	81	13.5	18	0	0	0	0.0	—	0	0	0	0	0.0	—	0

§AFC Wild Card Game

2012 PITTSBURGH (8-8)			RECEIVING					KICK RETURNS					PUNT RETURNS						
Date	Opponent	P/S	No.	Yds.	Avg.	LG	TD	No.	Yds.	Avg.	LG	TD	No.	FC	Yds.	Avg.	LG	TD	
Sep 9	at Denver	P	4	55	13.8	17	0	1	27	27.0	27	0	0	0	0	0.0	—	0	
Sep 16	vs. N.Y. Jets*	P	3	33	11.0	19	0	0	0	0.0	—	0	0	0	0	0.0	—	0	
Sep 23	at Oakland	P	3	33	11.0	21	0	0	0	0.0	—	0	0	0	0	0.0	—	0	
Oct 7	vs. Philadelphia*	P	3	22	7.3	12	0	0	0	0.0	—	0	0	0	0	0.0	—	0	
Oct 11	at Tennessee	P	4	43	10.8	22	0	0	0	0.0	—	0	0	0	0	0.0	—	0	
Oct 21	at Cincinnati*	S	2	40	20.0	31	0	0	0	0.0	—	0	0	0	0	0.0	—	0	
Oct 28	vs. Washington*	S	3	56	18.7	27	0	0	0	0.0	—	0	0	0	0	0.0	—	0	
Nov 4	at N.Y. Giants*	P	2	20	10.0	16	1	0	0	0.0	—	0	3	0	76	25.3	63	0	
Nov 12	vs. Kansas City*	S	2	30	15.0	31	0	0	0	0.0	—	0	0	0	0	0.0	—	0	
Nov 18	vs. Baltimore	S	3	82	27.3	37	0	0	0	0.0	—	0	3	3	12	4.0	7	0	
Nov 25	at Cleveland	S	5	75	15.0	27	0	0	0	0.0	—	0	3	6	5	1.7	8	0	
Dec 2	at Baltimore*	S	5	60	12.0	21	0	0	0	0.0	—	0	0	0	0	0.0	—	0	
Dec 9	vs. San Diego	S	2	36	18.0	31	0	0	0	0.0	—	0	0	0	0	0.0	—	0	
Dec 16	at Dallas	P	0	0	0.0	—	0	0	0	0.0	—	0	0	0	0	0.0	—	0	
Dec 23	vs. Cincinnati	P	1	13	13.0	13	0	0	0	0.0	—	0	0	0	0	0.0	—	0	
Dec 30	vs. Cleveland*	P	2	28	14.0	16	0	0	0	0.0	—	0	0	0	0	0.0	—	0	
Regular Season Totals			16/7	44	626	14.2	37	1	1	27	27.0	27	0	9	9	93	10.3	63	0

2013 PITTSBURGH (8-8)			RECEIVING					KICK RETURNS					PUNT RETURNS						
Date	Opponent	P/S	No.	Yds.	Avg.	LG	TD	No.	Yds.	Avg.	LG	TD	No.	FC	Yds.	Avg.	LG	TD	
Sep 8	vs. Tennessee	S	7	57	8.1	20	0	0	0	0.0	—	0	0	0	0	0.0	—	0	
Sep 16	at Cincinnati	S	5	78	15.6	43	0	0	0	0.0	—	0	0	0	0	0.0	—	0	
Sep 22	vs. Chicago	S	4	39	9.8	22	0	0	0	0.0	—	0	0	0	0	0.0	—	0	
Sep 29	at Minnesota	P	4	57	14.3	36	0	0	0	0.0	—	0	0	0	0	0.0	—	0	
Oct 13	at N.Y. Jets*	P	3	70	23.3	55†	1	0	0	0.0	—	0	0	0	0	0.0	—	0	
Oct 20	vs. Baltimore*	P	1	7	7.0	7	0	1	44	44.0	44	0	0	0	0	0.0	—	0	
Oct 27	at Oakland	S	7	88	12.6	33	1	0	0	0.0	—	0	0	0	0	0.0	—	0	
Nov 3	at New England	S	6	98	16.3	42	0	1	19	19.0	19	0	0	0	0	0.0	—	0	
Nov 10	vs. Buffalo*	P	4	13	3.3	9	0	0	0	0.0	—	0	0	0	0	0.0	—	0	
Nov 17	vs. Detroit*	S	1	2	2.0	2	0	0	0	0.0	—	0	0	0	0	0.0	—	0	
Nov 24	at Cleveland*	S	6	52	8.7	14	1	0	0	0.0	—	0	0	0	0	0.0	—	0	
Nov 28	at Baltimore	P	6	43	7.2	15	1	2	48	24.0	26	0	0	0	0	0.0	—	0	
Dec 8	vs. Miami	S	4	65	16.3	21	1	5	103	20.6	26	0	0	0	0	0.0	—	0	
Dec 15	vs. Cincinnati*	P	5	38	7.6	21	0	0	0	0.0	—	0	0	0	0	0.0	—	0	
Dec 22	at Green Bay*	S	2	7	3.5	6	1	1	54	54.0	54	0	0	0	0	0.0	—	0	
Dec 29	vs. Cleveland*	S	2	26	13.0	17	0	0	0	0.0	—	0	0	0	0	0.0	—	0	
Regular Season Totals			16/10	67	740	11.0	55†	6	10	268	26.8	46	0	0	0	0	0.0	—	0



## QUANTERUS SMITH

93

### DEFENSIVE END

6-5 • 255 • 2ND YR. • WESTERN KENTUCKY

BORN: Nov. 26, 1989, in Decatur, Ga.

HIGH SCHOOL: Grayson High School, Loganville, Ga.

ACQUIRED: Draft #5a (146th overall), 2013

NFL YEAR: 2nd • YEAR WITH BRONCOS: 2nd

NFL GAMES PLAYED/STARTED: 0/0



### SMITH AT A GLANCE:

- A second-year defensive end who spent his rookie season with the Broncos on injured reserve recovering from a knee injury sustained during his final collegiate game.
- Totaled 24 sacks and 41 tackles for a loss during his four-year career at Western Kentucky University.
- Named the Sun Belt Conference Defensive Player of the Year in 2012 after leading the country in sacks per game (1.25) and ranking sixth in the nation with 18.5 tackles for a loss.
- Led the NCAA (FBS) with 12.5 sacks (84 yds.) through his first 11 games as a senior for the Hilltoppers before suffering an ACL injury late in the season.
- Selected by the Broncos in the fifth round (146th overall) of the 2013 NFL Draft.

**CAREER TRANSACTIONS:** Signed by Denver as a draft choice 5/10/13; Placed on injured reserve (knee) by Denver 8/31/13.



**2013:** Selected by the Broncos in the fifth round (146th overall) of the 2013 NFL Draft, Smith participated in all four preseason games for Denver before being placed on injured reserve (knee) on Aug. 31.

**COLLEGE:** Smith played 46 games (28 starts) at Western Kentucky University, totaling 135 tackles (87 solo), 24 sacks (162 yds.) 41 tackles for a loss, two passes defended, two forced fumbles and five fumble recoveries... Received Sun Belt Conference Defensive Player of the Year honors in 2012 after leading the nation in sacks per game (1.25) and ranking sixth in the country with 18.5 tackles for a loss... Named a second-team all-conference selection in 2011 after pacing the Hilltoppers with 7.5 sacks (57 yds.)... Totaled a career-best 47 tackles (29 solo) to go along with four sacks (21 yds.) as a sophomore in his first year playing defensive end.

**PERSONAL:** Smith attended Grayson High School in Loganville, Ga., where he lettered twice in football and capped his prep career by earning first-team all-county honors and second-team All-Class 8-AAAAAA recognition... First name is pronounced qwan-TERR-us... Quanterus Smith was born on Nov. 26, 1989, in Decatur, Ga.

### SMITH'S REGULAR SEASON RECORD

Year	Club	G	S	UT	A	TT	S-Yds.	I-Yds.	PD	FF	FR	TD-Int.	TD-FR	S	Pts.
2013	Denver														
CAREER TOTALS							0-0	0-0	0	0	0	0	0	0	0





## AQIB TALIB

21

**SAFETY**



**6-1 • 205 • 7TH YR. • KANSAS**

**BORN:** Feb. 13, 1986, in Cleveland

**HIGH SCHOOL:** Berkner High School, Richardson, Texas

**ACQUIRED:** Unrestricted Free Agent (New England), 2014

**NFL YEAR:** 7th • **YEAR WITH BRONCOS:** 1st

**NFL GAMES PLAYED/STARTED:** 77/63 • **POSTSEASON GP/GS:** 4/4

### TALIB AT A GLANCE:

- A seventh-year player who appeared in 77 career regular-season games (63 starts) with Tampa Bay (2008-12) and New England (2012-13), totaling the fourth-most interceptions (23) in the NFL among cornerbacks since he entered the league in 2008.
- Named to his first career Pro Bowl in 2013 in addition to being recognized as a second-team All-Pro selection by the Associated Press.
- Tied for fourth in the NFL with four interceptions returned for touchdowns since becoming a regular starter in 2009.
- Selected as the NFL Alumni Defensive Back of the Year following his 2010 season when he totaled a career-high six interceptions for Tampa Bay.
- Posted two interceptions, including one returned 45-yards for a touchdown, at Arizona (10/31/10) to earn NFC Defensive Player of the Week honors.
- Matched a Buccaneers franchise record with a career-best three interceptions at Washington (10/4/09).
- Started 32-of-34 games played at the University of Kansas and earned consensus first-team All-America honors and unanimous first-team All-Big 12 Conference recognition following his final season for the Jayhawks in 2007.
- Joined the Broncos as an unrestricted free agent (New England) on March 12, 2014.
- Selected by Tampa Bay in the first round (20th overall) of the 2008 NFL Draft.

**CAREER TRANSACTIONS:** Signed by Tampa Bay as a draft choice 7/25/08; Traded to New England 11/1/12; Signed by Denver as an unrestricted free agent 3/12/14.



### 21's TROPHY CASE

**Pro Bowls (1)** ..... 2013

**All-Pro (Second Team) (1)** ..... 2013

**2013:** Talib started all 13 games played for the Patriots and earned his first career Pro Bowl selection in addition to being named second-team All-Pro by the Associated Press... Totaled 44 tackles (35 solo), four interceptions (12 yds.), 14 passes defended, one forced fumble and one fumble recovery in the regular season... Added five tackles (3 solo) in two postseason starts... Combined to make four interceptions in Weeks 2-4 to represent the second three-game interception streak of his career... Matched his career high with three takeaways (2 INTs, 1 FF) vs. NYJ (9/12)... Tied a career high with four passes defended at Atl. (9/29).

**2012:** Talib started 9-of-10 games played with Tampa Bay and New England, splitting time between the two clubs after a mid-season trade... Tallied 40 tackles (33 solo), two interceptions (59 yds.), 10 passes defended and one fumble recovery on defense... Appeared in the season's first four games for the Buccaneers and recorded 21 tackles (20 solo), one interception (0 yds.) and seven passes defended... Blocked his first career punt in the season opener vs. Car. (9/9)... Traded to New England on Nov. 1 along with a 2013 seventh-round draft pick in exchange for a 2013 fourth-round selection... Opened 5-of-6 regular-season games for the Patriots and registered 19 tackles (13 solo), one interception (59 yds.), two passes defended and one fumble recovery... Started both of New England's playoff games and contributed 10 tackles (9 solo) and one pass defended... Intercepted Colts quarterback Andrew Luck and returned it 59 yards for a touchdown vs. Ind. (11/18) in his first game with the Patriots... Posted a career-best 10 tackles (9 solo) in New England's AFC Divisional Playoff Game vs. Hou. (1/13).

**2011:** Talib opened all 13 games played for Tampa Bay and totaled 42 tackles (41 solo), two interceptions (55 yds., 2 TDs), 11 passes defended and one forced fumble... Forced a fumble and scored on a 27-yard interception return at Ten. (11/27).

**2010:** Talib started all 11 games he appeared in for the Buccaneers and made a career-high six interceptions (91 yds.) to go along with 50 tackles (47 solo) and 11 passes defended... Named NFL Alumni Defensive Back of the Year, joining teammate Ronde Barber (2001) as the only players in franchise history to receive the honor... Recorded interceptions in his first three games of the season... Selected as NFC Defensive Player of the Week after posting two interceptions, including one returned 45 yards for a score, at Ari. (10/31)... Placed on injured reserve with a hip injury on Dec. 6.

**2009:** Talib started a career-high 15 games for Tampa Bay and tallied a personal-best 69 tackles (62 solo), 15 passes defended and one fumble recovery in addition to intercepting five passes.

**2008:** Selected by Tampa Bay in the first round (20th overall) of the 2008 NFL Draft, Talib appeared in 15 games (2 starts) as a rookie and contributed 27 tackles (19 solo), four interceptions (32 yds.) and nine passes defended... Recorded his first career interception vs. Atl. (9/14).

**COLLEGE:** Talib opened 32-of-34 career games played at the University of Kansas and totaled 162 tackles, 13 interceptions, 43 passes defended, two forced fumbles and two fumble recoveries for the Jayhawks... Entered the NFL Draft following his junior season after being named a consensus first-team All-American and unanimous first-team All-Big 12 Conference selection... Named MVP of the 2008 Orange Bowl vs. Virginia Tech (1/3/08) after giving Kansas its first lead with a 60-yard interception returned for a touchdown.

**PERSONAL:** Talib attended Berkner High School in Richardson, Texas, where he was a first-team all-district and all-city defensive back... Aqib Talib (pronounced UH-keeb TUH-leebe) was born on Feb. 13, 1986, in Cleveland.

### TALIB'S REGULAR SEASON RECORD

Year	Club	G	S	UT	A	TT	S-Yds.	I-Yds.	PD	FF	FR	TD-Int.	TD-FR	S	Pts.
2008	Tampa Bay	15	2	19	8	27	0-0	4-32	9	0	0	0	0	0	0
2009	Tampa Bay	15	15	62	7	69	0-0	5-99	15	0	1	0	0	0	0
2010	Tampa Bay	11	11	47	3	50	0-0	6-91	11	0	0	1	0	0	6
2011	Tampa Bay	13	13	41	1	42	0-0	2-55	11	1	0	2	0	0	12
2012	T.B./N.E.	10	9	33	7	40	0-0	2-59	9	0	1	1	0	0	6
2013	New England	13	13	35	9	44	0-0	4-12	14	1	1	0	0	0	0
<b>CAREER TOTALS</b>		<b>77</b>	<b>63</b>	<b>237</b>	<b>35</b>	<b>272</b>	<b>0-0</b>	<b>23-348</b>	<b>72</b>	<b>2</b>	<b>3</b>	<b>4</b>	<b>0</b>	<b>0</b>	<b>24</b>

**ADDITIONAL STATISTICS:** Blocked a punt vs. Carolina, 9/9/12.

### TALIB'S POSTSEASON RECORD

Year	Club	G	S	UT	A	TT	S-Yds.	I-Yds.	PD	FF	FR	TD-Int.	TD-FR	S	Pts.
2012	New England	2	2	9	1	10	0-0	0-0	1	0	0	0	0	0	0
2013	New England	2	2	3	2	5	0-0	0-0	0	0	0	0	0	0	0
<b>CAREER TOTALS</b>		<b>4</b>	<b>4</b>	<b>12</b>	<b>3</b>	<b>15</b>	<b>0-0</b>	<b>0-0</b>	<b>1</b>	<b>0</b>	<b>0</b>	<b>0</b>	<b>0</b>	<b>0</b>	<b>0</b>

### TALIB'S SINGLE GAME HIGHS

(Postseason in parentheses)

**Tackles** — 9 vs. Carolina, 11/14/10 (10 vs. Houston, 1/13/13). **Interceptions** — 3 at Washington, 10/4/09 (none). **Interception return yards** — 61 at Washington, 10/4/09 (None). **Passes Defended** — 4, twice, last at Atlanta, 9/29/13 (1 vs. Baltimore, 1/20/13).

### TALIB'S INTERCEPTIONS BY QUARTERBACK

Figures in *italics* include postseason totals

Quarterback	INTs	Quarterback	INTs
Jason Campbell	3	Josh Freeman	1
Matt Ryan	3	Max Hall	1
Geno Smith	2	Matt Hasselbeck	1
Derek Anderson	1	Andrew Luck	1
Charlie Batch	1	Carson Palmer	1
Tom Brady	1	Aaron Rodgers	1
Jimmy Clausen	1	Tony Romo	1
Jake Delhomme	1	Matthew Stafford	1
Joe Flacco	1	Seneca Wallace	1

### AQIB TALIB'S CAREER GAME-BY-GAME

(Victories asterisked)

2008 TAMPA BAY (9-7)		TACKLES													
Date	Opponent	P/S	UT	A	TT	S-Yds.	I-Yds.	PD	FF	FR					
Sep 7	at New Orleans	P	1	0	1	0-0	0-0	0	0	0					
Sep 14	vs. Atlanta*	P	0	0	0	0-0	1-2	1	0	0					
Sep 21	at Chicago*										INACTIVE				
Sep 28	vs. Green Bay*	P	3	1	4	0-0	0-0	0	0	0					
Oct 5	at Denver	P	1	0	1	0-0	0-0	0	0	0					
Oct 12	vs. Carolina*	P	2	1	3	0-0	1-11	2	0	0					
Oct 19	vs. Seattle*	P	0	0	0	0-0	1-19	1	0	0					
Oct 26	at Dallas	P	2	0	2	0-0	0-0	1	0	0					
Nov 2	at Kansas City*	S	0	1	1	0-0	0-0	1	0	0					
Nov 16	vs. Minnesota*	P	2	0	2	0-0	0-0	1	0	0					
Nov 23	at Detroit*	P	1	1	2	0-0	0-0	0	0	0					
Nov 30	vs. New Orleans*	S	3	2	5	0-0	0-0	1	0	0					
Dec 8	at Carolina	P	1	1	2	0-0	0-0	0	0	0					
Dec 14	at Atlanta	P	1	0	1	0-0	1-0	1	0	0					
Dec 21	vs. San Diego	P	1	0	1	0-0	0-0	1	0	0					
Dec 28	vs. Oakland	P	1	1	2	0-0	0-0	0	0	0					
<b>Regular Season Totals</b>			<b>15/2</b>	<b>19</b>	<b>8</b>	<b>27</b>	<b>0-0</b>	<b>4-32</b>	<b>9</b>	<b>0</b>	<b>0</b>				

**2009 TAMPA BAY (3-13)**

**TACKLES**

Date	Opponent	P/S	UT	A	TT	S-Yds.	I-Yds	PD	FF	FR
Sep 13	vs. Dallas	S	4	0	4	0-0	0-0	1	0	0
Sep 20	at Buffalo	S	4	2	6	0-0	0-0	0	0	0
Sep 27	vs. N.Y. Giants	S	4	0	4	0-0	0-0	2	0	0
Oct 4	at Washington	S	4	1	5	0-0	3-61	3	0	0
Oct 11	at Philadelphia	S	3	0	3	0-0	0-0	1	0	0
Oct 18	vs. Carolina	S	3	0	3	0-0	0-0	0	0	0
Oct 25	vs. New England	S	5	0	5	0-0	1-23	1	0	0
Nov 8	vs. Green Bay*	S	3	0	3	0-0	1-15	1	0	0
Nov 15	at Miami	S	5	0	5	0-0	0-0	1	0	0
Nov 22	vs. New Orleans	S	3	1	4	0-0	0-0	0	0	0
Nov 29	at Atlanta	S	3	0	3	0-0	0-0	1	0	0
Dec 6	at Carolina									
Dec 13	vs. N.Y. Jets	S	4	0	4	0-0	0-0	1	0	1
Dec 20	at Seattle*	S	5	1	6	0-0	0-0	0	0	0
Dec 27	at New Orleans*	S	6	1	7	0-0	0-0	2	0	0
Jan 3	vs. Atlanta	S	6	1	7	0-0	0-0	3	0	0
INACTIVE										
<b>Regular Season Totals</b>			<b>15/15</b>	<b>62</b>	<b>7</b>	<b>69</b>	<b>0-0</b>	<b>5-99</b>	<b>15</b>	<b>0</b>

**2010 TAMPA BAY (10-6)**

**TACKLES**

Date	Opponent	P/S	UT	A	TT	S-Yds.	I-Yds	PD	FF	FR
Sep 12	vs. Cleveland*									
Sep 19	at Carolina*	S	3	0	3	0-0	1-21	1	0	0
Sep 26	vs. Pittsburgh	S	2	0	2	0-0	1-0	1	0	0
Oct 10	at Cincinnati*	S	7	0	7	0-0	1-0	1	0	0
Oct 17	vs. New Orleans	S	4	0	4	0-0	0-0	0	0	0
Oct 24	vs. St. Louis*	S	4	0	4	0-0	0-0	0	0	0
Oct 31	at Arizona*	S	6	1	7	0-0	2-45	2	0	0
Nov 7	at Atlanta	S	5	1	6	0-0	0-0	1	0	0
Nov 14	vs. Carolina*	S	8	1	9	0-0	0-0	1	0	0
Nov 21	at San Francisco*	S	1	0	1	0-0	0-0	1	0	0
Nov 28	at Baltimore	S	5	0	5	0-0	1-25	2	0	0
Dec 5	vs. Atlanta	S	2	0	2	0-0	0-0	1	0	0
RESERVE/SUSPENDED										
PLACED ON INJURED RESERVE (HIP) ON DEC. 6										
<b>Regular Season Totals</b>			<b>11/11</b>	<b>47</b>	<b>3</b>	<b>50</b>	<b>0-0</b>	<b>6-91</b>	<b>11</b>	<b>0</b>

**2011 TAMPA BAY (4-12)**

**TACKLES**

Date	Opponent	P/S	UT	A	TT	S-Yds.	I-Yds	PD	FF	FR
Sep 11	vs. Detroit	S	4	0	4	0-0	1-28	3	0	0
Sep 18	at Minnesota*	S	3	0	3	0-0	0-0	0	0	0
Sep 25	vs. Atlanta*	S	7	0	7	0-0	0-0	0	0	0
Oct 3	vs. Indianapolis*	S	2	0	2	0-0	0-0	2	0	0
Oct 9	at San Francisco	S	1	0	1	0-0	0-0	1	0	0
Oct 16	vs. New Orleans*	S	2	0	2	0-0	0-0	0	0	0
Oct 23	vs. Chicago	S	6	0	6	0-0	0-0	1	0	0
Nov 6	at New Orleans	S	7	0	7	0-0	0-0	1	0	0
Nov 13	vs. Houston	S	3	0	3	0-0	0-0	1	0	0
Nov 20	at Green Bay	S	3	0	3	0-0	0-0	3	0	0
Nov 27	at Tennessee	S	2	1	3	0-0	1-27	1	1	0
Dec 4	vs. Carolina	S	0	0	0	0-0	0-0	0	0	0
Dec 11	at Jacksonville	S								
Dec 17	vs. Dallas	S	1	0	1	0-0	0-0	0	0	0
INACTIVE										
PLACED ON INJURED RESERVE (HAMSTRING) ON DEC. 19										
<b>Regular Season Totals</b>			<b>13/13</b>	<b>41</b>	<b>1</b>	<b>42</b>	<b>0-0</b>	<b>2-55</b>	<b>11</b>	<b>1</b>

**2012 T.B. (7-9) / N.E. (12-4)**

**TACKLES**

Date	Opponent	P/S	UT	A	TT	S-Yds.	I-Yds	PD	FF	FR
Sep 9	vs. Carolina*	S	2	1	3	0-0	0-0	1	0	0
Sep 16	at N.Y. Giants	S	8	0	8	0-0	0-0	4	0	0
Sep 23	at Dallas	S	7	0	7	0-0	1-0	1	0	0
Sep 30	vs. Washington	S	3	0	3	0-0	0-0	1	0	0
RESERVE/SUSPENDED										
GAMES 5-7										
TRADED TO NEW ENGLAND ON NOV. 1										
DID NOT PLAY										
Nov 11	vs. Buffalo*									
Nov 18	vs. Indianapolis*	S	5	2	7	0-0	1-59	1	0	0
Nov 22	at N.Y. Jets*	S	1	1	2	0-0	0-0	0	0	0
Dec 2	at Miami*	S	2	1	3	0-0	0-0	0	0	0
Dec 10	vs. Houston*	S	2	0	2	0-0	0-0	1	0	0
Dec 16	vs. San Francisco	S	2	2	4	0-0	0-0	0	0	1
Dec 23	at Jacksonville*	P	1	0	1	0-0	0-0	0	0	0
Dec 30	vs. Miami*	S								
DID NOT PLAY										
<b>Regular Season Totals</b>			<b>10/9</b>	<b>33</b>	<b>7</b>	<b>40</b>	<b>0-0</b>	<b>2-59</b>	<b>9</b>	<b>0</b>
Jan 13	vs. Houston**†	S	9	1	10	0-0	0-0	0	0	0
Jan 20	vs. Baltimore#	S	0	0	0	0-0	0-0	1	0	0
<b>Postseason Totals</b>			<b>2/2</b>	<b>9</b>	<b>1</b>	<b>10</b>	<b>0-0</b>	<b>0-0</b>	<b>1</b>	<b>0</b>

†AFC Divisional Playoff Game; #AFC Championship Game

2013 NEW ENGLAND (12-4)

TACKLES

Date	Opponent	P/S	UT	A	TT	S-Yds.	I-Yds	PD	FF	FR
Sep 8	at Buffalo*	S	3	0	3	0-0	0-0	0	0	0
Sep 12	vs. N.Y. Jets*	S	1	1	2	0-0	2-14	2	1	0
Sep 22	vs. Tampa Bay*	S	3	2	5	0-0	1-0	1	0	0
Sep 29	at Atlanta*	S	1	1	2	0-0	1-2	4	0	0
Oct 6	at Cincinnati	S	4	1	5	0-0	0-0	1	0	0
Oct 13	vs. New Orleans*	S	0	0	0	0-0	0-0	1	0	0
Games 7-9					INACTIVE					
Nov 18	at Carolina	S	5	0	5	0-0	0-0	2	0	0
Nov 24	vs. Denver*	S	3	1	4	0-0	0-0	1	0	0
Dec 1	at Houston*	S	3	0	3	0-0	0-0	1	0	0
Dec 8	vs. Cleveland*	S	3	0	3	0-0	0-0	0	0	0
Dec 15	at Miami	S	1	1	2	0-0	0-0	0	0	0
Dec 22	at Baltimore*	S	4	2	6	0-0	0-0	0	0	0
Dec 29	vs. Buffalo*	S	4	0	4	0-0	0-0	0	0	0

<b>Regular Season Totals</b>	<b>13/13</b>	<b>35</b>	<b>9</b>	<b>44</b>	<b>0-0</b>	<b>4-12</b>	<b>13</b>	<b>1</b>	<b>0</b>
Jan 11 vs. Indianapolis*†	S	2	2	4	0-0	0-0	0	0	0
Jan 19 at Denver#	S	1	0	1	0-0	0-0	0	0	0

<b>Postseason Totals</b>	<b>2/2</b>	<b>3</b>	<b>2</b>	<b>5</b>	<b>0-0</b>	<b>0-0</b>	<b>0</b>	<b>0</b>	<b>0</b>
--------------------------	------------	----------	----------	----------	------------	------------	----------	----------	----------

\*AFC Divisional Playoff Game; #AFC Championship Game



JACOB TAMME

84

TIGHT END

6-3 • 230 • 7TH YR. • KENTUCKY

BORN: March 15, 1985, in Danville, Ky.

HIGH SCHOOL: Boyle County High School, Danville, Ky.

ACQUIRED: Unrestricted Free Agent (Indianapolis), 2012

NFL YEAR: 7th • YEAR WITH BRONCOS: 3rd

NFL GAMES PLAYED/STARTED: 92/23 • POSTSEASON GP/GS: 9/1



TAMME AT A GLANCE:

- A seventh-year tight end who totaled 164 receptions for 1,594 yards (9.7 avg.) with eight touchdowns in 92 career games (23 starts) with Indianapolis (2008-11) and Denver (2012-13).
- Ranked third on the Broncos in both catches (52) and receiving yards (555) in his first year with the club in 2012.
- Recorded a career-high 67 catches for 631 yards (9.4 avg.) and four scores for the Colts in 2010—all in the last 10 games after starting tight end Dallas Clark was placed on injured reserve—with his reception total leading the NFL during that stretch.
- Owns 29 career special-teams tackles, including a career-best 13 stops in 2009 that ranked fourth on the Colts.
- Opened 37-of-48 games played at the University of Kentucky and finished his career ranked first in school history with 133 receptions for 1,417 yards (10.7 avg.) and 11 touchdowns.
- Named a first-team All-Southeastern Conference selection following his final two seasons for the Wildcats to become the first tight end in school history to earn the honor twice in his career.
- Joined the Broncos as an unrestricted free agent (Indianapolis) on March 29, 2012.
- Selected by the Colts in the fourth round (127th overall) of the 2008 NFL Draft.

**CAREER TRANSACTIONS:** Signed by Indianapolis as a draft choice 7/23/08; Signed by Denver as an unrestricted free agent 3/29/12.



**2013:** Tamme played all 16 games (1 start) for the Broncos in 2013 and led the team with 10 special-teams tackles in addition to posting 20 receptions for 184 yards (9.2 avg.) with one touchdown... Appeared in all three postseason games, catching four passes for 33 yards and one touchdown... Posted a career-high three special-teams stop at Dal. (10/6)... Caught a team-high five passes at N.E. (11/24), including three third-down conversions and one touchdown... Notched his first career postseason touchdown on a 1-yard catch in the second quarter in Denver's AFC Championship Game vs. N.E. (1/19).

**2012:** Tamme played all 16 regular-season games (eight starts) in his first year with the Broncos and ranked third on the club in catches (52) and receiving yards (555) to go along with two touchdowns... Caught a 1-yard touchdown pass in his Broncos debut vs. Pit. (9/9) to give Denver a fourth-quarter lead... Caught a game-high nine passes for a season-best 89 yards vs. T.B. (12/2)... Posted a career-long 36-yard catch in the second quarter vs. Cle. (12/23)... Totaled three receptions for 44 yards in Denver's AFC Divisional Playoff Game vs. Bal. (1/12).

**2011:** Tamme played all 16 games (5 starts) for the third consecutive season and totaled 19 receptions for

177 yards (9.3 avg.) with one touchdown in addition to tying for the team lead with eight special-teams tackles.

**2010:** Tammé saw action in all 16 regular-season games, including a career-high eight starts, and tied for second on the Colts with 67 receptions for 631 yards (9.4 avg.) with four touchdowns—all coming in the last 10 games of the year after starting tight end Dallas Clark was placed on injured reserve... Added five special-teams tackles during the regular season... Grabbed a career-best 11 passes for 108 yards (9.8 avg.) with one touchdown at Phi. (11/7)... Totaled seven or more receptions in 7-of-10 games to end the season... Opened Indianapolis' AFC Wild Card Game vs. N.Y. Jets (1/8) and totaled five receptions for 46 yards (9.2 avg.).

**2009:** Tammé played all 16 games (1 start) for the first time in his career and ranked fourth on the club with 13 special-teams tackles in addition to collecting three receptions for 35 yards (11.7 avg.) on offense... Played in all three postseason games for the Colts, including Super Bowl XLIV vs. N.O. (2/7), and contributed three stops on special teams.

**2008:** Selected by Indianapolis in the fourth round (127th overall) of the 2008 NFL Draft, Tammé played 12 games (0 starts) as a rookie and recorded three catches for 12 yards (4.0 avg.) to go along with two special-teams tackles... Played in the Colts' AFC Wild Card Game at S.D. (1/8).

**COLLEGE:** Tammé started 37-of-48 career games at the University of Kentucky and totaled 1,417 yards and 11 touchdowns on his 133 receptions that ranked first in school history and second all-time in Southeastern Conference annals among tight ends... Earned first-team All-SEC honors following his final two seasons and received a National Scholar-Athlete Award from the National Football Foundation and College Hall of Fame as a senior... Recognized as a finalist for the Draddy Award (Academic Heisman) and was selected to the National Good Works team and SEC Community Service Team.

**PERSONAL:** Tammé played wide receiver and defensive back at Boyle County High School in Danville, Ky., where he totaled 97 receptions for 1,866 yards (19.2 avg.) with 32 touchdowns and 23 interceptions for his prep career... Helped Boyle County win four consecutive state titles (named championship game MVP his final two years) and compile a 58-2 record during his four seasons... Jacob Tammé was born on March 15, 1985, in Danville, Ky.

### TAMME'S REGULAR SEASON RECORD

		RECEIVING							SCORING					
Year	Club	G	S	No.	Yds.	Avg.	LG	TD	TD	TDr	TDp	TDrt	2pt	Pts.
2008	Indianapolis	12	0	3	12	4.0	6	0	0	0	0	0	0	0
2009	Indianapolis	16	1	3	35	11.7	21	0	0	0	0	0	0	0
2010	Indianapolis	16	8	67	631	9.4	30	4	4	0	4	0	0	24
2011	Indianapolis	16	5	19	177	9.3	29	1	1	0	1	0	0	6
2012	Denver	16	8	52	555	10.7	36	2	2	0	2	0	0	12
2013	Denver	16	1	20	184	9.2	15	1	1	0	1	0	0	6
CAREER TOTALS		92	23	164	1,594	9.7	36	8	8	0	8	0	0	48

**ADDITIONAL STATISTICS:** Special teams tackles — 2008 (2), 2009 (13), 2010 (5), 2011 (8), 2012 (1), 2013 (10), TOTAL (39). Miscellaneous tackles — 2012 (2), TOTAL (2). Defensive tackles — 2013 (1), TOTAL (1).

### TAMME'S POSTSEASON RECORD

Year	Club	RECEIVING							SCORING					
		G	S	No.	Yds.	Avg.	LG	TD	TD	TDr	TDp	TDrt	2pt	Pts.
2008	Indianapolis	1	0	0	0	0.0	—	0	0	0	0	0	0	0
2009	Indianapolis	3	0	0	0	0.0	—	0	0	0	0	0	0	0
2010	Indianapolis	1	1	5	46	9.2	15	0	0	0	0	0	0	0
2012	Denver	1	0	3	44	14.7	21	0	0	0	0	0	0	0
2013	Denver	3	0	4	33	8.3	23	1	1	0	1	0	0	6
CAREER TOTALS		9	1	12	123	10.3	23	1	1	0	1	0	0	6
BRONCOS TOTALS		4	0	7	77	11.0	23	1	1	0	1	0	0	6

**ADDITIONAL STATISTICS:** Special teams tackles — 2009 (3) TOTAL (3).

### TAMME'S SINGLE GAME HIGHS

(Postseason in parentheses)

**Receptions** — 11 at Philadelphia, 11/7/10 (5 vs. N.Y. Jets, 1/8/11). **Receiving yards** — 108 at Philadelphia, 11/7/10 (46 vs. N.Y. Jets, 1/8/11). **Longest reception** — 36 vs. Cleveland, 12/23/12 (23 vs. New England, 1/19/14). **Receiving touchdowns** — 1, eight times, last at New England, 11/24/13 (1 vs. New England, 1/19/14). **Special teams tackles** — 3 at Dallas, 10/6/13 (none).

### DID YOU KNOW?

Hall of Fame running back Floyd Little, who played for Denver from 1967-75, was the first No. 1 draft pick ever signed by the Broncos. Selected by Denver with the sixth overall pick in 1967 from Syracuse University, Little totaled the second-most rushing yards (6,323) and the fourth-most rushing touchdowns (43) in professional football during his nine-year career.

# JACOB TAMME'S CAREER GAME-BY-GAME

(Victories asterisked)

2008 INDIANAPOLIS (12-4)			RECEIVING					SCORING	
Date	Opponent	P/S	No.	Yds.	Avg.	LG	TD	2pt.	Pts.
Sep 7	vs. Chicago	P	1	6	6.0	6	0	0	0
Games 2-4									
Oct 12	vs. Baltimore*	P	0	0	0.0	—	0	0	0
Oct 19	at Green Bay	P	0	0	0.0	—	0	0	0
Oct 27	at Tennessee				INACTIVE				
Nov 2	vs. New England*	P	0	0	0.0	—	0	0	0
Nov 9	at Pittsburgh*	P	0	0	0.0	—	0	0	0
Nov 16	vs. Houston*	P	0	0	0.0	—	0	0	0
Nov 23	at San Diego*	P	0	0	0.0	—	0	0	0
Nov 30	at Cleveland*	P	0	0	0.0	—	0	0	0
Dec 7	vs. Cincinnati*	P	0	0	0.0	—	0	0	0
Dec 14	vs. Detroit*	P	0	0	0.0	—	0	0	0
Dec 18	at Jacksonville*	P	0	0	0.0	—	0	0	0
Dec 28	vs. Tennessee*	P	2	6	3.0	4	0	0	0
<b>Regular Season Totals</b>			<b>12/0</b>	<b>3</b>	<b>12</b>	<b>4.0</b>	<b>6</b>	<b>0</b>	<b>0</b>
Jan 8	at San Diego§	P	0	0	0.0	—	0	0	0
<b>Postseason Totals</b>			<b>1/0</b>	<b>0</b>	<b>0</b>	<b>0.0</b>	<b>—</b>	<b>0</b>	<b>0</b>

§AFC Wild Card Game

2009 INDIANAPOLIS (14-2)			RECEIVING					SCORING	
Date	Opponent	P/S	No.	Yds.	Avg.	LG	TD	2pt.	Pts.
Sep 13	vs. Jacksonville*	P	1	6	6.0	6	0	0	0
Sep 21	at Miami*	P	0	0	0.0	—	0	0	0
Sep 27	at Arizona*	P	0	0	0.0	—	0	0	0
Oct 4	vs. Seattle*	P	0	0	0.0	—	0	0	0
Oct 11	at Tennessee*	P	0	0	0.0	—	0	0	0
Oct 25	at St. Louis*	P	0	0	0.0	—	0	0	0
Nov 1	vs. San Francisco*	P	0	0	0.0	—	0	0	0
Nov 8	vs. Houston*	P	0	0	0.0	—	0	0	0
Nov 15	vs. New England*	P	0	0	0.0	—	0	0	0
Nov 22	at Baltimore*	P	0	0	0.0	—	0	0	0
Nov 29	at Houston*	P	0	0	0.0	—	0	0	0
Dec 6	vs. Tennessee*	P	0	0	0.0	—	0	0	0
Dec 13	vs. Denver*	P	0	0	0.0	—	0	0	0
Dec 17	at Jacksonville*	P	1	8	8.0	8	0	0	0
Dec 27	vs. N.Y. Jets	P	0	0	0.0	—	0	0	0
Jan 3	at Buffalo	S	1	21	21.0	21	0	0	0
<b>Regular Season Totals</b>			<b>16/1</b>	<b>3</b>	<b>35</b>	<b>11.7</b>	<b>21</b>	<b>0</b>	<b>0</b>
Jan 16	vs. Pittsburgh*§	P	0	0	0.0	—	0	0	0
Jan 24	vs. N.Y. Jets*†	P	0	0	0.0	—	0	0	0
Feb 7	vs. New Orleans§	P	0	0	0.0	—	0	0	0
<b>Postseason Totals</b>			<b>3/0</b>	<b>0</b>	<b>0</b>	<b>0.0</b>	<b>—</b>	<b>0</b>	<b>0</b>

§AFC Wild Card Game; †AFC Divisional Playoff Game; §Super Bowl XLIV

2010 INDIANAPOLIS (10-6)			RECEIVING					SCORING	
Date	Opponent	P/S	No.	Yds.	Avg.	LG	TD	2pt.	Pts.
Sep 12	at Houston	P	0	0	0.0	—	0	0	0
Sep 19	vs. N.Y. Giants*	P	0	0	0.0	—	0	0	0
Sep 26	at Denver*	P	0	0	0.0	—	0	0	0
Oct 3	at Jacksonville	P	0	0	0.0	—	0	0	0
Oct 10	vs. Kansas City*	P	0	0	0.0	—	0	0	0
Oct 17	at Washington*	P	0	0	0.0	—	0	0	0
Nov 1	vs. Houston*	S	6	64	10.7	26	1	0	6
Nov 7	at Philadelphia	P	11	108	9.8	22	1	0	6
Nov 14	vs. Cincinnati*	P	7	73	10.4	20	0	0	0
Nov 21	at New England	S	7	60	8.6	17	0	0	0
Nov 28	vs. San Diego	S	7	64	9.1	30	1	0	6
Dec 5	vs. Dallas	S	4	47	11.8	26	0	0	0
Dec 9	at Tennessee*	S	4	36	9.0	12	0	0	0
Dec 19	vs. Jacksonville*	S	7	34	4.9	9	0	0	0
Dec 26	at Oakland*	S	7	78	11.1	18†	1	0	6
Jan 2	vs. Tennessee*	S	7	67	9.6	18	0	0	0
<b>Regular Season Totals</b>			<b>16/8</b>	<b>67</b>	<b>631</b>	<b>9.4</b>	<b>30</b>	<b>4</b>	<b>24</b>
Jan 8	vs. N.Y. Jets§	S	5	46	9.2	15	0	0	0
<b>Postseason Totals</b>			<b>1/1</b>	<b>5</b>	<b>46</b>	<b>9.2</b>	<b>15</b>	<b>0</b>	<b>0</b>

§AFC Wild Card Game



2011 INDIANAPOLIS (2-14)			RECEIVING					SCORING	
Date	Opponent	P/S	No.	Yds.	Avg.	LG	TD	2pt.	Pts.
Sep 11	at Houston	S	0	0	0.0	—	0	0	0
Sep 18	vs. Cleveland	P	0	0	0.0	—	0	0	0
Sep 25	vs. Pittsburgh	P	0	0	0.0	—	0	0	0
Oct 3	at Tampa Bay	P	0	0	0.0	—	0	0	0
Oct 9	vs. Kansas City	P	0	0	0.0	—	0	0	0
Oct 16	at Cincinnati	P	1	1	1.0	1	0	0	0
Oct 23	at New Orleans	P	0	0	0.0	—	0	0	0
Oct 30	at Tennessee	P	0	0	0.0	—	0	0	0
Nov 6	vs. Atlanta	P	2	6	3.0	3	0	0	0
Nov 13	vs. Jacksonville	S	6	75	12.5	29	0	0	0
Nov 27	vs. Carolina	S	2	20	10.0	11	0	0	0
Dec 4	at New England	P	5	49	9.8	20	0	0	0
Dec 11	at Baltimore	P	1	13	13.0	13t	1	0	6
Dec 18	vs. Tennessee*	S	1	3	3.0	3	0	0	0
Dec 22	vs. Houston*	S	1	10	10.0	10	0	0	0
Jan 1	at Jacksonville	P	0	0	0.0	—	0	0	0
<b>Regular Season Totals</b>			<b>16/5</b>	<b>19</b>	<b>177</b>	<b>9.3</b>	<b>29</b>	<b>1</b>	<b>6</b>

2012 DENVER (13-3)			RECEIVING					SCORING	
Date	Opponent	P/S	No.	Yds.	Avg.	LG	TD	2pt.	Pts.
Sep 9	vs. Pittsburgh*	S	5	43	8.6	18	1	0	6
Sep 17	at Atlanta	S	2	13	6.5	9	0	0	0
Sep 23	vs. Houston	S	3	31	10.3	14	0	0	0
Sep 30	vs. Oakland*	P	5	38	7.6	10	0	0	0
Oct 7	at New England	S	6	50	8.3	17	0	0	0
Oct 15	at San Diego*	S	2	27	13.5	25	0	0	0
Oct 28	vs. New Orleans*	P	3	33	11.0	23	0	0	0
Nov 4	at Cincinnati*	P	3	18	6.0	12	0	0	0
Nov 11	at Carolina*	P	1	6	6.0	6	0	0	0
Nov 18	vs. San Diego*	P	4	53	13.3	30	0	0	0
Nov 25	at Kansas City*	S	4	48	12.0	22	1	0	6
Dec 2	vs. Tampa Bay*	S	9	89	9.9	15	0	0	0
Dec 6	at Oakland*	S	2	24	12.0	18	0	0	0
Dec 16	at Baltimore*	P	0	0	0.0	—	0	0	0
Dec 23	vs. Cleveland*	P	2	69	34.5	36	0	0	0
Dec 30	vs. Kansas City*	P	1	13	13.0	13	0	0	0
<b>Regular Season Totals</b>			<b>16/8</b>	<b>52</b>	<b>555</b>	<b>10.7</b>	<b>36</b>	<b>2</b>	<b>12</b>
Jan 12	vs. Baltimore†	P	3	44	14.7	21	0	0	0
<b>Postseason Totals</b>			<b>1/0</b>	<b>3</b>	<b>44</b>	<b>14.7</b>	<b>21</b>	<b>0</b>	<b>0</b>

†AFC Divisional Playoff Game

2013 DENVER (13-3)			RECEIVING					SCORING	
Date	Opponent	P/S	No.	Yds.	Avg.	LG	TD	2pt.	Pts.
Sep 5	vs. Baltimore*	P	0	0	0.0	—	0	0	0
Sep 15	at N.Y. Giants*	P	0	0	0.0	—	0	0	0
Sep 23	vs. Oakland*	P	1	5	5.0	5	0	0	0
Sep 29	vs. Philadelphia*	P	0	0	0.0	—	0	0	0
Oct 6	at Dallas*	P	0	0	0.0	—	0	0	0
Oct 13	vs. Jacksonville*	P	0	0	0.0	—	0	0	0
Oct 20	at Indianapolis	P	1	7	7.0	7	0	0	0
Oct 27	vs. Washington*	P	1	15	15.0	15	0	0	0
Nov 10	at San Diego*	P	0	0	0.0	—	0	0	0
Nov 17	vs. Kansas City*	P	0	0	0.0	—	0	0	0
Nov 24	at New England	P	5	47	9.4	12	1	0	6
Dec 1	at Kansas City	P	1	3	3.0	3	0	0	0
Dec 8	vs. Tennessee*	P	4	47	11.8	15	0	0	0
Dec 12	vs. San Diego	P	1	9	9.0	9	0	0	0
Dec 22	at Houston*	S	3	22	7.3	10	0	0	0
Dec 29	at Oakland*	P	3	29	9.7	11	0	0	0
<b>Regular Season Totals</b>			<b>16/1</b>	<b>20</b>	<b>184</b>	<b>9.2</b>	<b>15</b>	<b>1</b>	<b>6</b>
Jan 12	vs. San Diego*†	P	0	0	0.0	—	0	0	0
Jan 19	vs. New England*#	P	2	24	12.0	23	1	0	6
Feb 2	vs. Seattle\$	P	2	9	4.5	11	1	0	0
<b>Postseason Totals</b>			<b>3/0</b>	<b>4</b>	<b>33</b>	<b>8.3</b>	<b>23</b>	<b>1</b>	<b>6</b>

†AFC Divisional Playoff Game; #AFC Championship Game; \$Super Bowl XLVIII



# DEMARIYUS THOMAS

88

WIDE RECEIVER

6-3 • 229 • 5TH YR. • GEORGIA TECH

BORN: Dec. 25, 1987, in Montrose, Ga.

HIGH SCHOOL: West Laurens High School, Montrose, Ga.

ACQUIRED: Draft #1a (22nd overall), 2010

NFL YEAR: 5th • YEAR WITH BRONCOS: 5th

NFL GAMES PLAYED/STARTED: 53/39 • POSTSEASON GP/GS: 6/6



## THOMAS AT A GLANCE:

- A fifth-year wide receiver who owns the second-most receiving yards (3,698) and receiving touchdowns (30) in Broncos history through a player's first four seasons.
- Ranked second in the NFL with 14 receiving touchdowns and fourth in the league with 1,430 yards on 92 catches in 2013 to earn his second consecutive Pro Bowl selection and Associated Press second-team All-Pro recognition.
- Combined with teammate Eric Decker to represent the most prolific receiving tandem (2,718 yds.) in the NFL in 2013.
- Selected to his first Pro Bowl following the 2012 season in which he caught 94 passes for 1,434 yards (15.3 avg.) with 10 touchdowns, ranking fourth in the league in receiving yards and posting the second-most 25-yard receptions (18) in the NFL.
- Tied for the second-most 100-yard receiving games (7) in team history while posting the third-most receiving yards (1,434) in a single season in club annals during the 2012 season.
- Combined with teammate Eric Decker in 2012 to represent the third-most prolific receiving tandem (2,498 yds.) in the league and become the first Broncos 1,000-yard receiving duo since 2004.
- Led the Broncos in receiving yards in each of his final seven contests, including the postseason, in 2011 to set a franchise record.
- Fueled Denver's 29-23 win against Pittsburgh in the AFC Wild Card round (1/8/12) with his four-catch, 204-yard performance that included an 80-yard game-winning touchdown reception on the first play of overtime.
- Saw action in 10 games (2 starts) as a rookie in 2010 and finished sixth on the club with 22 receptions for 283 yards (12.9 avg.) with two touchdowns.
- Totaled eight receptions for 97 yards (12.1 avg.) with one touchdown in his NFL debut vs. Seattle (9/19/10) to mark the second-most catches by a Broncos rookie in his pro debut and become just the ninth player (since 1970) to record at least eight catches in their first NFL game.
- Finished his career at Georgia Tech ranked fourth in school history in receiving yards (2,339), fourth in touchdown catches (15) and seventh in receptions (120).
- Averaged nearly 20 yards per reception during his collegiate career, posting the fifth-best receiving average (19.5) for a career in Atlantic Coast Conference history.
- Selected by the Broncos in the first round (22nd overall) of the 2010 NFL Draft.

**CAREER TRANSACTIONS:** Signed by Denver as a draft choice 8/1/10.



**2013:** Thomas started all 16 regular-season games for the second consecutive season, earning his second consecutive Pro Bowl selection and Associated Press second-team All-Pro honors after posting 92 receptions for 1,430 yards (15.5 avg.) with 14 touchdowns... Ranked fourth in the NFL in receiving yards and second in receiving scores... Led all NFL players in receptions (28) and receiving yards (327) in addition to collecting two touchdown

## THOMAS TIES FRANCHISE RECORD FOR RECEIVING TDs IN 2013

### MOST REC. TDs, SINGLE-SEASON, BRONCOS HIST.

Player	Year	No.
1. Demaryius Thomas	2013	14
Anthony Miller	1995	14
3. Eric Decker	2012	13
Steve Watson	1981	13
5. Three players	-	12

### MOST RECEIVING TDs, NFL, 2013

Player	No.
1. Jimmy Graham, N.O.	16
2. Demaryius Thomas, Den.	14
3. Dez Bryant, Dal.	13
Vernon Davis, S.F.	13
5. Three players	12

## THOMAS AMONG FRANCHISE'S BEST IN FIRST FOUR SEASONS

### MOST RECEIVING YARDS THROUGH FIRST FOUR SEASONS, BRONCOS HISTORY

Player	Years	GP	Rec.	Yds.	Avg.	TDs
1. Brandon Marshall	2006-09	61	327	4,019	12.3	25
2. <b>Demaryius Thomas</b>	<b>2010-13</b>	<b>53</b>	<b>240</b>	<b>3,698</b>	<b>15.4</b>	<b>30</b>
3. Lionel Taylor	1960-62	40	269	3,319	12.3	20
4. Eric Decker	2010-13	62	222	3,070	13.8	33
5. Ashley Lelie	2002-05	64	168	3,007	17.9	12

catches in three postseason games... Set a career high with 10 receptions for 94 yards (9.4 avg.) vs. Oak. (9/23)... Posted a career-high three touchdown catches at S.D. (11/10) to earn AFC Offensive Player of the Week honors... Surpassed the 1,000-yard mark for the second straight season after catching three passes for 106 yards (35.3 avg.), including a game-long 77-yard reception, at K.C. (12/1)... Caught a game-high eight passes (54 yds.) and opened the scoring with a 2-yard touchdown catch in the first quarter of Denver's AFC Divisional Playoff Game vs. S.D. (1/12)... Caught seven passes for a game-high 134 yards (19.1 avg.) with one touchdown in Denver's AFC Championship Game vs. N.E. (1/19)... Set a Super Bowl record with 13 receptions for 118 yards (9.1 avg.) with one touchdown in Super Bowl XLVIII vs. Sea. (2/2).

**2012:** Thomas started all 16 regular-season games for the first time in his career and earned his first Pro Bowl selection after finishing as the team's leading receiver with 94 catches for 1,434 yards (15.3 avg.) and 10 touchdowns... Ranked in the league's top 10 in receiving yards (4th), receptions (8th), receiving average (2nd), touchdowns (7th) and 25-yard catches (2nd)... Topped the 100-yard mark in seven games to tie for second-most in franchise single-season history in that category and his 1,434 receiving yards were third-most in team history... Caught quarterback Peyton Manning's 400th career touchdown pass when he took a screen pass 71 yards to the end zone in the third quarter vs. Pit. (9/9)... Set a regular-season career high with 180 receiving yards on nine catches at N.E. (10/7) to marked the sixth-highest regular-season total in franchise history... Tied a career high with nine receptions and finished with a game-high 135 yards at Car. (11/11)... Surpassed the 1,000-yard mark for the first time in his career, finishing with a game-high 82 receiving yards with one touchdown at K.C. (11/25)... Registered his second career multiple-touchdown game with a pair of scoring catches vs. T.B. (12/2)... Tied a career high with nine catches and topped the 100-yard mark for the sixth game of the season vs. Cle. (12/23)... Made a 17-yard touchdown catch in Denver's AFC Divisional Playoff Game vs. Bal. (1/12).

**2011:** Thomas played 11 regular-season games (5 starts) and ranked second on the team with 32 receptions for 551 yards (17.2 avg.) with four touchdowns... Inactive for the first five games of the year while recovering from an offseason Achilles injury and a broken thumb suffered in training camp... Started both postseason contests and totaled 10 catches for 297 yards (29.7 avg.) with one score... Set a franchise record by leading the Broncos in receiving in the season's final seven games... Posted 25 receptions for 448 yards (17.9 avg.) with three touchdowns in Denver's final five regular-season games... Fueled Denver's 29-23 win vs. Pit. (1/8) in the AFC Wild Card Game when he caught an 80-yard touchdown reception on the first play of overtime (longest overtime scoring play in NFL postseason history)... Totaled four receptions for 204 yards against the Steelers to mark the most receiving yards by a Bronco in playoff history and the second-highest receiving average (51.0) in a single game in NFL annals.

**2010:** Selected by Denver in the first round (22nd overall) of the 2010 NFL Draft, Thomas played 10 games (2 starts) and totaled 22 receptions for 283 yards (12.9 avg.) with two touchdowns to go along with 16 kickoff returns for 398 yards (24.9 avg.)... Recorded eight receptions for 97 yards (12.1 avg.) with one touchdown vs. Sea. (9/19) in his NFL debut to mark the second-most catches by a Broncos rookie in his pro debut and become just the ninth player in league history (since 1970) to record at least eight catches in his first NFL game... Caught a 17-yard touchdown vs. NYJ (10/17) over All-Pro cornerback Darrelle Revis in the third quarter... Missed Denver's season opener at Jac. (9/12) with a foot injury that sidelined him the entire preseason... Inactive in Games 11-15 due to an ankle injury.

**COLLEGE:** Thomas played 39 games (36 starts) at Georgia Tech, where finished his career ranked fourth in school history in receiving yards (2,339), fourth in touchdown catches (15) and seventh in receptions (120)... Averaged nearly 20 yards per reception during his career, posting the fifth-best receiving average (19.5) in Atlantic Coast Conference history... Earned third-team All-America honors from the Associated Press and first-team All-ACC accolades as a senior in 2009 after ranking second in the nation with a school-record 25.1-yard average on 46 catches for 1,154 yards, which ranked second all-time in Georgia Tech annals.

**PERSONAL:** Thomas attended West Laurens High School in Montrose, Ga., where he was a first-team Class AA all-state selection by the *Atlanta Journal Constitution* and a two-time all-region and All-Heart of Georgia choice... Caught 56 passes for 756 yards (13.5 avg.) with seven touchdowns as a senior... Played on the school's state championship basketball team... First name is pronounced duh-MARE-ee-us... Demaryius Thomas was born on Dec. 25, 1987, in Montrose, Ga.

## THOMAS SETS SUPER BOWL RECORD

### MOST RECEPTIONS, SINGLE GAME, SUPER BOWL HISTORY

Player	Opponent	Rec.	Yds.	Avg.	TDs
1. <b>Demaryius Thomas</b>	<b>vs. Sea. (2/2/14)</b>	<b>13</b>	<b>118</b>	<b>9.1</b>	<b>1</b>
2. Wes Welker, N.E.	vs. NYG (2/3/08)	11	103	9.4	0
Deion Branch, N.E.	vs. Phi. (2/6/05)	11	133	12.1	0
Jerry Rice, S.F.	vs. Cin. (1/22/89)	11	215	19.5	1
Dan Ross, Cin.	vs. S.F. (1/24/82)	11	104	9.5	2

## THOMAS MAKES POSTSEASON HISTORY

### MOST RECEIVING YARDS, SINGLE GAME, BRONCOS POSTSEASON HISTORY

Player	Opponent	Rec.	Yds.	Avg.	TDs
1. Demaryius Thomas	vs. Pit. (1/8/12)	4	204	51.0	1
2. Steve Watson	vs. Pit. (12/30/84)	11	177	16.1	1
3. Haven Moses	vs. Oak. (1/1/78)	5	168	33.6	2
4. Shannon Sharpe	at LAA (1/9/94)	13	156	12.0	1
5. Rod Smith	vs. Atl. (1/31/99)	5	152	30.4	1

### THOMAS' REGULAR SEASON RECORD

		RECEIVING							KICKOFF RETURNS					SCORING					
Year	Club	G	S	No.	Yds.	Avg.	LG	TD	No.	Yds.	Avg.	LG	TD	TD	TDr	TDp	TDrt	2pt	Pts.
2010	Denver	10	2	22	283	12.9	31	2	16	398	24.9	65	0	2	0	2	0	0	12
2011	Denver	11	5	32	551	17.2	47	4	0	0	0.0	—	0	4	0	4	0	0	24
2012	Denver	16	16	94	1,434	15.3	71t	10	0	0	0.0	—	0	10	0	10	0	0	60
2013	Denver	16	16	92	1,340	15.5	78t	14	0	0	0.0	—	0	14	0	14	0	0	84
CAREER TOTALS		53	39	240	3,698	15.4	78t	30	16	398	24.9	65	0	30	0	30	0	0	180

**ADDITIONAL STATISTICS:** Rushing — 2010 (2-1, 0.5 avg., 1 LG), 2011 (1 for 5) TOTAL (3-6, 2.0 avg., 5 LG). Special teams tackles — 2010 (3), TOTAL (3). Miscellaneous tackles — 2010 (2), 2013 (2), TOTAL (4). Fumbles — 2010 (1 FR), TOTAL (1 FR).

### THOMAS' POSTSEASON RECORD

Year	Club	RECEIVING							KICKOFF RETURNS					SCORING					
		G	S	No.	Yds.	Avg.	LG	TD	No.	Yds.	Avg.	LG	TD	TD	Tdr	Tdp	Tdrt	2pt	Pts.
2011	Denver	2	2	10	297	29.7	80t	1	0	0	0.0	—	0	1	0	1	0	0	6
2012	Denver	1	1	3	37	12.3	17t	1	0	0	0.0	—	0	1	0	1	0	0	6
2013	Denver	3	3	28	306	10.9	30	3	0	0	0.0	—	0	1	0	1	0	0	6
CAREER TOTALS		6	6	41	640	15.6	80t	5	0	0	0.0	—	0	3	0	3	0	0	18

### THOMAS' SINGLE GAME HIGHS

(Postseason in parentheses)

**Receptions** — 10 vs. Oakland, 9/23/13 (13\* vs. Seattle, 2/2/14). **Receiving yards** — 180 at New England, 10/7/12 (204 vs. Pittsburgh, 1/8/12). **Longest reception** — 71t vs. Pittsburgh, 9/9/12 (80t vs. Pittsburgh, 1/8/12). **Receiving touchdowns** — 3 at San Diego, 11/10/13 (1, five times, last vs. Seattle, 2/2/14). **Rushes** — 1, three times, last vs. Chicago, 12/11/11 (none). **Rushing yards** — 5 vs. Chicago, 12/11/11 (none). **Longest rush** — 5 vs. Chicago, 12/11/11 (none). **Rushing touchdowns** — None (none). **Kick returns** — 5 at San Francisco (London), 10/31/10 (none). **Kick return yards** — 144 at Tennessee, 10/3/10 (none). **Longest kick return** — 65 at Tennessee, 10/3/10 (none).

\*Super Bowl Record

### THOMAS' 100-YARD RECEIVING GAMES (18, INCLUDES 3 POSTSEASON)

\*denotes win (Thomas' teams are 15-3, including postseason, when he records 100 or more yards receiving in a game.)

Date	Opponent	No.	Yds.	Avg.	LG	TD
12/4/11	at Minnesota*	4	144	36.0	42	2
12/18/11	vs. New England	7	116	16.6	39	0
1/8/12	vs. Pittsburgh*^	4	204	51.0	80t	1
9/9/12	vs. Pittsburgh*	5	110	22.0	71t	1
9/30/12	vs. Oakland*	5	103	20.6	40	0
10/7/12	at New England	9	180	20.0	38	0
10/28/12	vs. New Orleans*	7	137	19.6	41	1
11/11/12	at Carolina*	9	135	15.0	46	0
12/23/12	vs. Cleveland*	9	102	11.3	23	1
12/30/12	vs. Kansas City*	7	122	17.4	36	1
9/5/13	vs. Baltimore*	5	161	32.2	78t	2
11/10/13	at San Diego*	7	108	15.4	34t	3
11/17/13	vs. Kansas City*	5	121	24.2	70	0
12/1/13	at Kansas City*	3	106	35.3	77	0
12/22/13	at Houston*	8	123	15.4	36t	1
12/29/13	at Oakland*	6	113	18.8	63t	2
1/19/14	vs. New England*^	7	134	19.1	30	1
2/2/14	vs. Seattle^	13	118	9.1	23	1

^Playoff Game

### THOMAS IMPRESSIVE IN NFL DEBUT

#### MOST RECEPTIONS BY A BRONCOS ROOKIE IN HIS NFL/AFL DEBUT

Player	Opponent	Rec.	Yds.	Avg.	TDs
1. Eddie Royal	at Oak., 9/8/08	9	146	16.2	1
2. Demaryius Thomas	vs. Sea., 9/19/10	8	97	12.1	1
3. Billy Van Heusen	at K.C., 9/22/68	5	59	11.8	0
4. Sammy Winder	vs. S.D., 9/12/82	4	37	9.3	0
Mike Bell	at Stl., 9/10/06	4	30	7.5	0
Mark Jackson	vs. LAA, 9/7/96	4	26	6.5	0
Gerald Willhite	vs. S.D., 9/12/82	4	23	5.8	0

## DEMARIUS THOMAS' CAREER GAME-BY-GAME

(Victories asterisked)

2010 DENVER (4-12)			RECEIVING					KICK RETURNS					SCORING	
Date	Opponent	P/S	No.	Yds.	Avg.	LG	TD	No.	Yds.	Avg.	LG	TD	2pt.	Pts.
Sep 12	at Jacksonville					INACTIVE								
Sep 19	vs. Seattle*	P	8	97	12.1	21t	1	0	0	0.0	—	0	0	6
Sep 26	vs. Indianapolis	P	2	43	21.5	27	0	0	0	0.0	—	0	0	0
Oct 3	at Tennessee*	P	1	9	9.0	9	0	4	144	36.0	65	0	0	0
Oct 10	at Baltimore	S	2	12	6.0	10	0	1	21	21.0	21	0	0	0
Oct 17	vs. N.Y. Jets	P	1	17	17.0	17t	1	0	0	0.0	—	0	0	6
Oct 24	vs. Oakland	P	1	6	6.0	6	0	1	3	3.0	3	0	0	0
Oct 31	at S.F. (London)	P	1	31	31.0	31	0	5	114	22.8	29	0	0	0
Nov 14	vs. Kansas City*	P	3	51	17.0	22	0	2	68	34.0	38	0	0	0
Nov 22	at San Diego	S	3	17	5.7	12	0	3	48	16.0	19	0	0	0
Games 11-15						INACTIVE								
Jan 2	vs. San Diego	P	0	0	0.0	—	0	0	0	0.0	—	0	0	0
<b>Regular Season Totals</b>			<b>10/2</b>	<b>22</b>	<b>283</b>	<b>12.9</b>	<b>31</b>	<b>2</b>	<b>16</b>	<b>398</b>	<b>24.9</b>	<b>65</b>	<b>0</b>	<b>12</b>

2011 DENVER (8-8)			RECEIVING					SCORING						
Date	Opponent	P/S	No.	Yds.	Avg.	LG	TD						2pt.	Pts.
Games 1-5						INACTIVE								
Oct 23	at Miami*	P	3	27	9.0	15	1			0			0	6
Oct 30	vs. Detroit	S	1	10	10.0	10	0			0			0	0
Nov 6	at Oakland*	P	1	29	29.0	29	0			0			0	0
Nov 13	at Kansas City*	P	0	0	0.0	—	0			0			0	0
Nov 17	vs. N.Y. Jets*	S	2	37	18.5	28	0			0			0	0
Nov 27	at San Diego*	P	0	0	0.0	—	0			0			0	0
Dec 4	at Minnesota*	P	4	144	36.0	42	2			0	12			
Dec 11	vs. Chicago*	S	7	78	11.1	16	1			0			0	6
Dec 18	vs. New England	S	7	116	16.6	39	0			0			0	0
Dec 24	at Buffalo	S	4	76	19.0	47	0			0			0	0
Jan 1	vs. Kansas City	P	3	34	11.3	17	0			0			0	0
<b>Regular Season Totals</b>			<b>11/5</b>	<b>32</b>	<b>551</b>	<b>17.2</b>	<b>47</b>	<b>4</b>		<b>0</b>	<b>24</b>			
Jan 8	vs. Pittsburgh*†	S	4	204	51.0	80t	1			0			0	6
Jan 14	at New England†	S	6	93	15.5	41	0			0			0	0
<b>Postseason Totals</b>			<b>2/2</b>	<b>10</b>	<b>297</b>	<b>29.7</b>	<b>80t</b>	<b>1</b>		<b>0</b>	<b>6</b>			

†AFC Wild Card Game; †AFC Divisional Playoff Game

2012 DENVER (13-3)			RECEIVING					SCORING						
Date	Opponent	P/S	No.	Yds.	Avg.	LG	TD						2pt.	Pts.
Sep 9	vs. Pittsburgh*	S	5	110	22.0	71t	1			0			0	6
Sep 17	at Atlanta	S	8	78	9.8	17t	1			0			0	6
Sep 23	vs. Houston	S	3	34	11.3	23	0			0			0	0
Sep 30	vs. Oakland*	S	5	103	20.6	40	0			0			0	0
Oct 7	at New England	S	9	180	20.0	38	0			0			0	0
Oct 15	at San Diego*	S	2	37	18.5	29t	1			0			0	6
Oct 28	vs. New Orleans*	S	7	137	19.6	41	1			0			0	6
Nov 4	at Cincinnati*	S	6	77	12.8	45	0			0			0	0
Nov 11	at Carolina*	S	9	135	15.0	46	0			0			0	0
Nov 18	vs. San Diego*	S	3	42	14.0	17	1			0			0	6
Nov 25	at Kansas City*	S	4	82	20.5	30t	1			0			0	6
Dec 2	vs. Tampa Bay*	S	8	99	12.4	28	2			0	12			
Dec 6	at Oakland*	S	5	83	16.6	22	0			0			0	0
Dec 16	at Baltimore*	S	4	13	3.3	5	0			0			0	0
Dec 23	vs. Cleveland*	S	9	102	11.3	23	1			0			0	6
Dec 30	vs. Kansas City*	S	7	122	17.4	36	1			0			0	6
<b>Regular Season Totals</b>			<b>16/16</b>	<b>94</b>	<b>1,434</b>	<b>15.3</b>	<b>71t</b>	<b>10</b>		<b>0</b>	<b>60</b>			
Jan 12	vs. Baltimore†	S	3	37	12.3	17t	1			0			0	6
<b>Postseason Totals</b>			<b>1/1</b>	<b>3</b>	<b>37</b>	<b>12.3</b>	<b>17t</b>	<b>1</b>		<b>0</b>	<b>6</b>			


†AFC Divisional Playoff Game

### DID YOU KNOW?

The Broncos' record for consecutive wins against NFC clubs is six games, set twice in team history. Denver won six consecutive games against the NFC from 2001-03 and from 1980-81.

2013 DENVER (13-3)			RECEIVING					SCORING		
Date	Opponent	P/S	No.	Yds.	Avg.	LG	TD	2pt.	Pts.	
Sep 5	vs. Baltimore*	S	5	161	32.2	78t	2	0	12	
Sep 15	at N.Y. Giants	S	5	52	10.4	18	0	0	0	
Sep 23	vs. Oakland*	S	10	94	9.4	22	0	0	0	
Sep 29	vs. Philadelphia*	S	9	86	9.6	15t	2	0	12	
Oct 6	at Dallas*	S	5	57	11.4	26	0	0	0	
Oct 13	vs. Jacksonville*	S	3	78	26.0	42	0	0	0	
Oct 20	at Indianapolis*	S	4	82	20.5	31t	1	0	6	
Oct 27	vs. Washington*	S	7	75	10.7	35t	1	0	6	
Nov 10	at San Diego*	S	7	108	15.4	34t	3	0	18	
Nov 17	vs. Kansas City*	S	5	121	24.2	70	0	0	0	
Nov 24	at New England	S	4	41	10.3	15	1	0	6	
Dec 1	at Kansas City*	S	3	106	35.3	77	0	0	0	
Dec 8	vs. Tennessee*	S	7	88	12.6	38	1	0	6	
Dec 12	vs. San Diego	S	4	45	11.3	21	0	0	0	
Dec 22	vs. Houston*	S	8	123	15.4	36t	1	0	6	
Dec 29	at Oakland*	S	6	113	18.8	63t	2	0	12	
Regular Season Totals			16/16	92	1,430	15.5	78t	14	0	84
Jan 12	vs. San Diego*†	S	8	54	6.8	9	1	0	6	
Jan 19	vs. New England*#	S	7	134	19.1	30	1	0	6	
Feb 2	vs. Seattle*	S	13	118	9.1	23	1	0	6	
Postseason Totals			3/3	28	306	10.9	30	3	0	18
†AFC Divisional Playoff Game; #AFC Championship Game; \$Super Bowl XLVIII										

†AFC Divisional Playoff Game; #AFC Championship Game; \$Super Bowl XLVIII



## JULIUS THOMAS

# 80

**TIGHT END**

**6-5 • 250 • 4TH YR. • PORTLAND STATE**

**BORN:** June 27, 1988, in Stockton, Calif.

**HIGH SCHOOL:** Tokay High School, Lodi, Calif.

**ACQUIRED:** Draft #4b (129th overall), 2011

**NFL YEAR:** 4th • **YEAR WITH BRONCOS:** 4th

**NFL GAMES PLAYED/STARTED:** 23/15 • **POSTSEASON GP/GS:** 3/3



### THOMAS AT A GLANCE:

- A fourth-year tight end who appeared in 23 regular-season games (15 starts) during his first three years with Denver, totaling 66 receptions for 793 yards (12.0 avg.) with 12 touchdowns.
- Earned his first career Pro Bowl selection in 2013 after recording the most touchdowns (12) by a tight end in Broncos history (T-5th in the NFL) and contributing 65 catches for 788 yards (12.1 avg.).
- Owns two of the Top 3 receiving games by a Broncos tight end since 2000 and joins Pro Football Hall of Famer Shannon Sharpe as the only tight ends in team history with at least two 100-yard, multiple-touchdown games.
- Appeared in Denver's first four games in 2012 before being shut down for the rest of the season due to a lingering ankle injury.
- Saw action in five games (1 start) for the Broncos as a rookie in 2011 despite being limited by an ankle injury suffered in Week 2.
- Started in Denver's 2011 season opener vs. Oakland (9/12/11) and joined three other teammates as the first rookie quartet to start a season opener since at least 1968.
- Played just one season of college football after playing basketball for Portland State University and earned first-team All-Big Sky Conference by finishing third on the Vikings with 29 receptions for 453 yards (15.6 avg.) with two touchdowns as a senior.
- Participated in the East-West Shrine Game following his senior season and caught a 5-yard touchdown to go along with a two-point conversion for the West.
- Lettered four times in basketball for the Vikings, leading them to their first two NCAA Tournament appearances in school history (2008, '09) and finishing as the program's all-time leader in games played (121), career wins (78) and field goal percentage (.663).
- Selected by the Broncos in the fourth round (129th overall) of the 2011 NFL Draft.

**CAREER TRANSACTIONS:** Signed by Denver as a draft choice 7/27/11.

### 80's TROPHY CASE

Pro Bowls (1) ..... 2013



## THOMAS SETS FRANCHISE RECORD FOR TOUCHDOWNS BY A TIGHT END

### MOST REC. TDs BY A TIGHT END, BRONCOS HIST.

Player	Year	No.
1. Julius Thomas	2013	12
2. Shannon Sharpe	1998	10
Shannon Sharpe	1996	10
3. Shannon Sharpe	1993	9
5. Shannon Sharpe	2003	8

### MOST RECEIVING TDS, NFL, 2013

Player	No.
1. Jimmy Graham, N.O.	16
2. Demaryius Thomas, Den.	16
3. Dez Bryant, Dal.	13
Vernon Davis, S.F.	13
5. Julius Thomas, Den.	12
Calvin Johnson, Det.	12
Brandon Marshall, Chi.	12



**2013:** Thomas started all 14 games played and earned his first career Pro Bowl selection after finishing with 65 receptions for 788 yards (12.1 avg.) with 12 touchdowns... Tied for fifth in the league with his 12 receiving scores and passed Pro Football Hall of Famer Shannon Sharpe for the most touchdowns in a season by a Broncos tight end... Opened all three postseason contests and contributed 18 catches for 188 yards (10.4 avg.)... Caught five passes for 110 yards and a pair of touchdowns vs. Bal. (9/5) to represent his first career 100-yard receiving game... Set career highs in receptions (9) and receiving yards (122) while adding a pair of touchdowns at Dal. (10/6)... Recorded the second-longest scoring catch by a tight end in team history with his 74-yard touchdown at S.D. (11/10)... Set a franchise tight end record with his 11th touchdown catch of the season vs. Ten. (12/8)... Caught six passes for 78 yards (13.0 avg.) at Hou. (12/22), including a 25-yard scoring reception that represented quarterback Peyton Manning's NFL record-breaking 51st of the season... Led the team with 76 receiving yards on six catches (12.7 avg.) in his postseason debut in Denver's AFC Divisional Playoff Game vs. S.D. (1/12)... Paced the club with eight catches for 85 yards (10.6 avg.) in Denver's AFC Championship Game vs. N.E. (1/19).

**2012:** Thomas saw action in Denver's first four regular-season games before being declared a gameday inactive for the remainder of the season.

**2011:** Selected by Denver in the fourth round (129th overall) of the 2011 NFL Draft, Thomas played five regular-season games (1 start) and posted one reception for five yards as a rookie... Joined three other teammates who became the first quartet of rookies to start a season opener for the Broncos since at least 1968... Inactive for 11 regular-season games and two playoff contests due to an ankle injury sustained in Denver's Week 2 win vs. Cin. (9/18).

**COLLEGE:** Thomas, who played just one season of college football, saw action in 11 games (1 start) for Portland State University in 2010 and earned first-team All-Big Sky Conference honors after finishing third on the team with 29 receptions for 453 yards (15.6 avg.) with two touchdowns... Hauled in nine passes of 20 or more yards and produced 18 first downs... Invited to play in the East-West Shrine Game, where he hauled in a 5-yard touchdown pass and caught the ensuing two-point conversion to account for the West's only points of the game... Walked on to the football team during the spring after exhausting his eligibility in basketball.

**PERSONAL:** Thomas attended Tokay High School in Lodi, Calif., where he was a standout center and power forward on the basketball team... Helped lead Tokay to a 25-9 overall record and a Sac-Joquin Section title during his senior year when he was named co-Player of the Year by *The Record* (San Joaquin)... Lettered four seasons in basketball at Portland State, setting school records for games played (121), career wins (78) and field goal percentage (.663)... Named to the Big Sky Conference All-Tournament Team in 2008 and '09, helping the Vikings capture conference titles and advance to the NCAA Tournament in both seasons... Averaged 10.8 points and 5.9 rebounds while shooting a school-record .671 from the floor as a senior... Graduated from Portland State with a degree in business administration... Julius Thomas was born on June 27, 1988, in Stockton, Calif.

### THOMAS' REGULAR SEASON RECORD

		RECEIVING							SCORING						
Year	Club	G	S	No.	Yds.	Avg.	LG	TD	TD	TDr	TDp	TDrt	2pt	Pts.	
2011	Denver	5	1	1	5	5.0	5	0	0	0	0	0	0	0	
2012	Denver	4	0	0	0	0.0	—	0	0	0	0	0	0	0	
2013	Denver	14	14	65	788	12.1	74t	12	12	0	12	0	0	72	
CAREER TOTALS		23	15	66	793	12.0	74t	12	12	0	12	0	0	72	

**ADDITIONAL STATISTICS:** Special teams tackles — 2011 (3), TOTAL (3). Miscellaneous tackles — 2011 (1), TOTAL (1).

### THOMAS' POSTSEASON RECORD

		RECEIVING							SCORING					
Year	Club	G	S	No.	Yds.	Avg.	LG	TD	TD	TDr	TDp	TDrt	2pt	Pts.
2013	Denver	3	3	18	188	10.4	37	0	0	0	0	0	0	0
CAREER TOTALS		3	3	18	188	10.4	37	0	0	0	0	0	0	0

**ADDITIONAL STATISTICS:** Miscellaneous tackles — 2013 (2), TOTAL (2).

### THOMAS' SINGLE GAME HIGHS

(Postseason in parentheses)

**Receptions** — 9 at Dallas, 10/6/13 (8 vs. New England, 1/19/14). **Receiving yards** — 122 at Dallas, 10/6/13 (85 vs. New England, 1/19/14). **Longest reception** — 44 vs. Baltimore, 9/5/13 (37 vs. New England, 1/19/14). **Receiving touchdowns** — 2, twice, last at Dallas, 10/6/13 (none).

## THOMAS POSTS MULTIPLE 100-YARD GAMES IN 2013

### MOST RECEIVING YARDS BY A TIGHT END, SINGLE GAME, SINCE 2000

Player	Opponent	Rec.	Yds.	Avg.	TDs
1. Shannon Sharpe	at K.C. (10/20/02)	12	214	17.8	2
2. Julius Thomas	at Dal. (10/6/13)	9	122	13.6	2
3. Julius Thomas	vs. Bal. (9/5/13)	5	110	22.0	2
4. Tony Scheffler	at S.D. (10/19/09)	6	101	16.8	1
Shannon Sharpe	vs. S.D. (11/16/03)	7	101	14.4	3

### THOMAS' 100-YARD RECEIVING GAMES (2)

\*denotes win (Thomas' teams are 2-0 when he records 100 or more yards receiving in a game.)

Date	Opponent	No.	Yds.	Avg.	LG	TD
9/5/13	vs. Baltimore*	5	110	22.0	44	2
10/6/13	at Dallas*	9	122	13.6	29	2

### JULIUS THOMAS' CAREER GAME-BY-GAME

(Victories asterisked)

2011 DENVER (8-8)									
Date	Opponent	P/S	RECEIVING					SCORING	
			No.	Yds.	Avg.	LG	TD	2pt.	Pts.
Sep 12	vs. Oakland	S	0	0	0.0	—	0	0	0
Sep 18	vs. Cincinnati*	P	1	5	5.0	5	0	0	0
Games 3-6									
Oct 30	vs. Detroit	P	0	0	0.0	—	0	0	0
Nov 6	at Oakland*	P	0	0	0.0	—	0	0	0
Nov 13	at Kansas City*	P	0	0	0.0	—	0	0	0
Games 10-16									
INACTIVE									
<b>Regular Season Totals</b>			<b>5/1</b>	<b>1</b>	<b>5</b>	<b>5.0</b>	<b>5</b>	<b>0</b>	<b>0</b>
Jan 8	vs. Pittsburgh*§		INACTIVE						
Jan 14	at New England†		INACTIVE						
<b>Postseason Totals</b>			<b>0/0</b>	<b>0</b>	<b>0</b>	<b>0.0</b>	<b>—</b>	<b>0</b>	<b>0</b>
§AFC Wild Card Game; †AFC Divisional Playoff Game									
2012 DENVER (13-3)									
Date	Opponent	P/S	RECEIVING					SCORING	
			No.	Yds.	Avg.	LG	TD	2pt.	Pts.
Sep 9	vs. Pittsburgh*	P	0	0	0.0	—	0	0	0
Sep 17	at Atlanta	P	0	0	0.0	—	0	0	0
Sep 23	vs. Houston	P	0	0	0.0	—	0	0	0
Sep 30	vs. Oakland*	P	0	0	0.0	—	0	0	0
Games 5-16									
INACTIVE									
<b>Regular Season Totals</b>			<b>4/0</b>	<b>0</b>	<b>0</b>	<b>0.0</b>	<b>—</b>	<b>0</b>	<b>0</b>
Jan 12	vs. Baltimore†		INACTIVE						
<b>Postseason Totals</b>			<b>0/0</b>	<b>0</b>	<b>0</b>	<b>0.0</b>	<b>—</b>	<b>0</b>	<b>0</b>
†AFC Divisional Playoff Game									
2013 DENVER (13-3)									
Date	Opponent	P/S	RECEIVING					SCORING	
			No.	Yds.	Avg.	LG	TD	2pt.	Pts.
Sep 5	vs. Baltimore*	S	5	110	22.0	44	2	0	12
Sep 15	at N.Y. Giants*	S	6	47	7.8	19	1	0	6
Sep 23	vs. Oakland*	S	3	37	12.3	14	1	0	6
Sep 29	vs. Philadelphia*	S	4	43	10.8	13	0	0	0
Oct 6	at Dallas*	S	9	122	13.6	29	2	0	12
Oct 13	vs. Jacksonville*	S	4	22	5.5	11	1	0	6
Oct 20	at Indianapolis	S	5	41	8.2	13	1	0	6
Oct 27	vs. Washington*	S	3	29	9.7	19	0	0	0
Nov 10	at San Diego*	S	3	96	32.0	74†	1	0	6
Nov 17	vs. Kansas City*	S	3	43	14.3	20	1	0	6
Nov 24	at New England		INACTIVE						
Dec 1	at Kansas City*		INACTIVE						
Dec 8	vs. Tennessee*	S	5	35	7.0	12	1	0	6
Dec 12	vs. San Diego	S	4	49	12.3	22	0	0	0
Dec 22	at Houston*	S	6	78	13.0	25†	1	0	6
Dec 29	at Oakland*	S	5	36	7.2	10	0	0	0
<b>Regular Season Totals</b>			<b>14/14</b>	<b>65</b>	<b>788</b>	<b>12.1</b>	<b>74†</b>	<b>12</b>	<b>72</b>
Jan 12	vs. San Diego*‡	S	6	76	12.7	21	0	0	0
Jan 19	vs. New England*‡	S	8	85	10.6	37	0	0	0
Feb 2	vs. Seattle*	S	4	27	6.8	11	0	0	0
<b>Postseason Totals</b>			<b>3/3</b>	<b>18</b>	<b>188</b>	<b>10.4</b>	<b>37</b>	<b>0</b>	<b>72</b>

†AFC Divisional Playoff Game; ‡AFC Championship Game; §Super Bowl XLVIII



# DANNY TREVATHAN

59

LINEBACKER

6-1 • 240 • 3RD YR. • KENTUCKY

BORN: March 24, 1990, in Youngstown, Ohio

HIGH SCHOOL: Leesburg (Fla.) High School.

ACQUIRED: Draft #6 (188th overall), 2012

NFL YEAR: 3rd • YEAR WITH BRONCOS: 3rd

NFL GAMES PLAYED/STARTED: 32/16 • POSTSEASON GP/GS: 4/3



## TREVATHAN AT A GLANCE:

- A third-year linebacker who totaled 154 tackles (105 solo), three sacks (18 yds.), three interceptions (29 yds.), 12 passes defended, two forced fumbles and one fumble recovery in his first two NFL seasons with the Broncos.
- Started all 16 regular-season games for Denver in 2013 and led the club with 124 defensive stops—the highest tackle total by a Bronco since 2007 and the second-most in team history by a player in his first year as a starter.
- Participated in all 52 possible games (31 starts) in four seasons at the University of Kentucky and led the Southeastern Conference in tackles during each of his final two campaigns.
- Totaled 10 or more tackles in 12 consecutive games spanning parts of his junior and senior seasons and finished with 20 total 10-tackle efforts in his career.
- Recorded a career-high 144 tackles as a junior in 2010 and became the first Kentucky linebacker to earn first-team All-America honors (CollegeFootballNews.com) in addition to receiving first-team All-SEC recognition.
- Saw action in all 13 games (6 starts) as a sophomore in 2009 and was named the Wildcats' Most Improved Defensive Player as chosen by the coaches after finishing as the team's second-leading tackler (82).
- Selected by the Broncos in the sixth round (188th overall) of the 2012 NFL Draft.

**CAREER TRANSACTIONS:** Signed by Denver as a draft choice 5/22/12.



**2013:** Trevathan started all 16 games for the Broncos in 2013 and led the team with 124 tackles (84 solo)—the team's highest tackle total since 2007... Became one of just seven NFL players to record at least 120 tackles and three interceptions in 2013... Started all three playoff games and led the team with 24 postseason tackles... Made his first NFL start vs. Bal. (9/5) and intercepted his first career pass (29 yds.)... Led the team with 10 defensive stops—his first career double-digit tackle game—and sacked quarterback Eli Manning for a 9-yard loss at NYG (9/15)... Intercepted quarterback Tony Romo's pass with less than two minutes to play at Dal. (10/6) to set up Matt Prater's game-winning field goal... Intercepted a pass in the final minutes of the game for the second consecutive week vs. Jac. (10/13)... Recovered his first career fumble and forced one on special teams at N.E. (11/24), while finishing second on the team with a career-best 12 tackles... Tied for the team lead with four tackles in Denver's AFC Divisional Playoff Game vs. S.D. (1/12)... Paced the club with eight tackles (all solo) in Denver's AFC Championship Game vs. N.E. (1/19)... Made a game-high 12 tackles in Super Bowl XLVIII vs. Sea. (2/2).

**2012:** Selected by Denver in the sixth round (188th overall) of the 2012 NFL Draft, Trevathan played all 16 regular-season games for the Broncos and finished second among the team's rookies with 30 defensive tackles to go along with three special-teams stops... Made his NFL debut on special teams during Denver's season opener vs. Pit. (9/9)... Made his pro defensive debut, playing 41 percent of Denver's defensive snaps and making his first NFL tackle vs. Oak. (9/30)... Registered his first career sack and posted a personal-best six tackles at Cin. (11/4)... Made a special-teams tackle in Denver's AFC Divisional Playoff Game vs. Bal. (1/12).

**COLLEGE:** Trevathan saw action in all 52 possible games (31 starts) at the University of Kentucky and totaled 374 career tackles (198 solo), six sacks (41 yds.), four interceptions (73 yds.), nine passes defended, 11 forced

## TREVATHAN HITS CENTURY MARK IN FIRST YEAR AS STARTER

### MOST TACKLES IN FIRST YEAR AS A STARTER, BRONCOS HISTORY

Player	Pos.	Year	No.
1. Steve Atwater	S	1989	129
2. <b>Danny Trevathan</b>	<b>LB</b>	<b>2013</b>	<b>124</b>
3. D.J. Williams	LB	2004	114
4. John Mobley	LB	1996	93
5. Mike Croel	LB	1991	84

fumbles and two fumble recoveries... Led the Southeastern Conference in tackles during each of his final two seasons... Named National Linebacker of the Year (College Football Performance Awards), second-team All-America (SI.com) and second-team All-SEC as a senior after leading the Wildcats in tackles (143), sacks (3), interceptions (4) and forced fumbles (5)... Totaled a career-high 144 tackles as a junior in 2010 and became the first Kentucky linebacker to earn first-team All-America honors (CollegeFootballNews.com) in addition to receiving first-team All-SEC recognition... Played all 13 games (6 starts) as a sophomore and was named the Wildcats' Most Improved Defensive Player after finishing as the team's second-leading tackler (82)... Saw action in all 13 games as a true freshman in 2008.

**PERSONAL:** Trevathan was a three-year starter for Leesburg (Fla.) High School, where he was a third-team all-state selection by the Florida Sportswriters Association following his senior season... Totaled 117 tackles, 5.5 sacks and three forced fumbles on defense in addition to playing quarterback and running back on offense during his final prep campaign and also earned first-team All-Central Florida honors and Area Defensive Player of the Year recognition from the *Orlando Sentinel*... Trevathan's father, Vincent Hicks, played football at Toledo... Majored in family science at Kentucky... Danny Trevathan (pronounced trev-AY-thin) was born on March 24, 1990, in Youngstown, Ohio.

### TREVATHAN'S REGULAR SEASON RECORD

Year	Club	G	S	UT	A	TT	S-Yds.	I-Yds.	PD	FF	FR	TD-Int.	TD-FR	S	Pts.
2012	Denver	16	0	21	9	30	1-0	0-0	3	0	0	0	0	0	0
2013	Denver	16	16	84	40	124	2-18	3-29	9	2	1	0	0	0	0
<b>CAREER TOTALS</b>		<b>32</b>	<b>16</b>	<b>105</b>	<b>49</b>	<b>154</b>	<b>3-18</b>	<b>3-29</b>	<b>12</b>	<b>2</b>	<b>1</b>	<b>0</b>	<b>0</b>	<b>0</b>	<b>0</b>

**ADDITIONAL STATISTICS:** Special teams tackles — 2012 (3), 2013 (4), TOTAL (7). Special-teams forced fumbles — 2013 (1), TOTAL (1).

### TREVATHAN'S POSTSEASON RECORD

Year	Club	G	S	UT	A	TT	S-Yds.	I-Yds.	PD	FF	FR	TD-Int.	TD-FR	S	Pts.
2012	Denver	1	0	0	0	0	0-0	0-0	0	0	0	0	0	0	0
2013	Denver	3	3	18	6	24	0-0	0-0	0	0	0	0	0	0	0
<b>CAREER TOTALS</b>		<b>4</b>	<b>3</b>	<b>18</b>	<b>6</b>	<b>24</b>	<b>0-0</b>	<b>0-0</b>	<b>0</b>	<b>0</b>	<b>0</b>	<b>0</b>	<b>0</b>	<b>0</b>	<b>0</b>

**ADDITIONAL STATISTICS:** Special teams tackles — 2012 (1), TOTAL (1).

### TREVATHAN'S SINGLE GAME HIGHS

(Postseason in parentheses)

**Tackles** — 12 at New England, 11/24/13 (12 vs. Seattle, 2/2/14). **Interceptions** — 1, three times, last vs. Jacksonville 10/13/13 (none). **Interception return yards** — 29 vs. Baltimore 9/5/13 (none). **Sacks** — 1, twice, last at N.Y. Giants 9/15/13 (none). **Sack yards** — 9 at N.Y. Giants 9/15/13 (none). **Pass breakups** — 2 vs. Baltimore 9/5/13 (none). **Forced fumbles** — 1, twice, last vs. Kansas City, 11/17/13 (none). **Special-teams tackles** — 1, seven times, last at Houston, 12/22/13 (1 vs. Baltimore, 1/12/13).

### DANNY TREVATHAN'S CAREER GAME-BY-GAME

(Victories asterisked)

2012 DENVER (13-3)		TACKLES													
Date	Opponent	P/S	UT	A	TT	S-Yds.	I-Yds.	PD	FF	FR					
Sep 9	vs. Pittsburgh*	P	0	0	0	0-0	0-0	0	0	0					
Sep 17	at Atlanta	P	0	0	0	0-0	0-0	0	0	0					
Sep 23	vs. Houston	P	0	0	0	0-0	0-0	0	0	0					
Sep 30	vs. Oakland*	P	1	0	1	0-0	0-0	0	0	0					
Oct 7	at New England	P	0	2	2	0-0	0-0	0	0	0					
Oct 15	at San Diego*	P	3	1	4	0-0	0-0	0	0	0					
Oct 28	vs. New Orleans*	P	3	0	3	0-0	0-0	1	0	0					
Nov 4	at Cincinnati*	P	1	5	6	1-0	0-0	0	0	0					
Nov 11	at Carolina*	P	2	0	2	0-0	0-0	1	0	0					
Nov 18	vs. San Diego*	P	1	0	1	0-0	0-0	0	0	0					
Nov 25	at Kansas City*	P	0	0	0	0-0	0-0	0	0	0					
Dec 2	vs. Tampa Bay*	P	3	0	3	0-0	0-0	1	0	0					
Dec 6	at Oakland*	P	3	1	4	0-0	0-0	0	0	0					
Dec 16	at Baltimore*	P	3	0	3	0-0	0-0	0	0	0					
Dec 23	vs. Cleveland*	P	1	0	1	0-0	0-0	0	0	0					
Dec 30	vs. Kansas City*	P	0	0	0	0-0	0-0	0	0	0					
<b>Regular Season Totals</b>			<b>16/0</b>	<b>21</b>	<b>9</b>	<b>30</b>	<b>1-0</b>	<b>0-0</b>	<b>3</b>	<b>0</b>					
Jan 12	vs. Baltimore†	P	0	0	0	0-0	0-0	0	0	0					
<b>Postseason Totals</b>			<b>1/0</b>	<b>0</b>	<b>0</b>	<b>0</b>	<b>0-0</b>	<b>0-0</b>	<b>0</b>	<b>0</b>					

†AFC Divisional Playoff Game

### DID YOU KNOW?

The Broncos have selected more players (18) from the University of Florida in the NFL Draft than from any other school in the country.

2013 DENVER (13-3)			TACKLES							
Date	Opponent	P/S	UT	A	TT	S-Yds.	I-Yds.	PD	FF	FR
Sep 5	vs. Baltimore*	S	4	0	4	0-0	1-29	2	0	0
Sep 15	at N.Y. Giants*	S	8	2	10	1-9	0-0	0	0	0
Sep 23	vs. Oakland*	S	3	3	6	0-0	0-0	1	0	0
Sep 29	vs. Philadelphia*	S	9	1	10	0-0	0-0	1	0	0
Oct 6	at Dallas*	S	4	1	5	0-0	1-0	1	0	0
Oct 13	vs. Jacksonville*	S	3	2	5	0-0	1-0	1	0	0
Oct 20	at Indianapolis	S	2	6	8	0-0	0-0	1	0	0
Oct 27	vs. Washington*	S	6	4	10	0-0	0-0	1	1	0
Nov 10	at San Diego*	S	9	2	11	0-0	0-0	0	0	0
Nov 17	vs. Kansas City*	S	6	4	10	0-0	0-0	0	1	0
Nov 24	at New England	S	5	7	12	0-0	0-0	0	0	1
Dec 1	at Kansas City*	S	4	0	4	0-0	0-0	0	0	0
Dec 8	vs. Tennessee*	S	4	2	6	0-0	0-0	1	0	0
Dec 12	vs. San Diego*	S	7	3	10	0-0	0-0	0	0	0
Dec 22	at Houston*	S	6	2	8	1-9	0-0	1	0	0
Dec 29	at Oakland*	S	4	1	5	0-0	0-0	0	0	0
Regular Season Totals		16/16	84	40	124	2-18	3-29	9	2	1
Jan 12	vs. San Diego*†	S	3	1	4	0-0	0-0	0	0	0
Jan 19	vs. New England*#	S	8	0	8	0-0	0-0	0	0	0
Feb 2	vs. Seattle§	S	7	5	12	0-0	0-0	0	0	0
Postseason Totals		3/3	18	6	24	0-0	0-0	0	0	0
†AFC Divisional Playoff Game; #AFC Championship Game; §Super Bowl XLVIII										

†AFC Divisional Playoff Game; #AFC Championship Game; §Super Bowl XLVIII



## MITCH UNREIN

96

### DEFENSIVE TACKLE

6-4 • 306 • 4TH YR. • WYOMING

BORN: March 25, 1987, in Eaton, Colo.

HIGH SCHOOL: Eaton High School, Eaton, Colo.

ACQUIRED: Free Agent, 2010

NFL YEAR: 4th • YEAR WITH BRONCOS: 4th

NFL GAMES PLAYED/STARTED: 46/3 • POSTSEASON GP/GS: 6/0



### UNREIN AT A GLANCE:

- A fourth-year player who saw action in 46 regular-season games (3 starts) during the last three seasons (2011-13) after spending his rookie campaign on Denver's practice squad.
- Appeared in all 16 regular-season games for the second consecutive season in 2013 and tied his career high with 20 tackles (15 solo).
- Played all 16 regular-season games (2 starts) for the Broncos in 2012, participating in over 36 percent of the team's defensive snaps and totaling 20 tackles (12 solo).
- Contributed in 14 games as a reserve defensive lineman with the Broncos in 2011 and collected seven tackles (5 solo) along with one special-teams stop.
- Became the first defensive lineman in Broncos history to catch a touchdown pass with his 1-yard reception from Peyton Manning vs. Tampa Bay (12/2/12).
- Competed with the Texans during training camp as a rookie in 2010 before being signed by the Broncos and spending the final 11 weeks of the season on the club's practice squad.
- Received honorable mention All-Mountain West distinction in each of his final three seasons at the University of Wyoming, where he totaled 162 career tackles and 10.5 sacks.
- Named the Defensive MVP of the New Mexico Bowl in 2009 after collecting six tackles, two sacks, one forced fumble and one fumble recovery for the Cowboys.
- Joined the Broncos as a practice-squad signee on Oct. 20, 2010.
- Entered the NFL with Houston as a college free agent on May 7, 2010.

**CAREER TRANSACTIONS:** Signed by Houston as a college free agent 5/7/10; Waived by Houston 9/4/10; Signed by Denver (practice squad) 10/20/10.



**2013:** Unrein appeared in all 16 games (1 start) for the second consecutive season and tied his career high with 20 tackles (15 solo)... Played all three postseason games and contributed two defensive stops (1 solo)... Started his first game of the season and tied his career high with three tackles at K.C. (12/1)... Matched his career high with three stops vs. S.D. (12/12)... Made two tackles, including one for a loss, in Super Bowl XLVIII vs. Sea. (2/2).

**2012:** Unrein played all 16 regular-season games (two starts) and contributed 20 tackles and one fumble recovery.

## UNREIN FINDS THE END ZONE

### OFFENSIVE TOUCHDOWNS BY A DEFENDER, BRONCOS HISTORY

Player	Pos.	Opp. (Date)	Scoring Play
Dwight Harrison	CB	vs. Mia. (9/19/71)	31-yd. catch
Dwight Harrison	CB	vs. Cin. (11/14/71)	43-yd. catch
Steve Wilson	CB	vs. K.C. (11/16/86)	43-yd. catch
Dave Wyman	LB	at S.D. (12/5/93)	1-yd. catch
Mitch Unrein	DT	vs. T.B. (12/2/12)	1-yd. catch

ery to mark career highs in each category... Saw time on offense as a fullback in short-yardage situations... Made his first career start as Denver opened the game with a goal-line package at Atl. (9/17)... Lined up at fullback and threw a key block on running back Willis McGahee's 1-yard touchdown run in the first quarter vs. N.O. (10/28)... Caught 1-yard touchdown pass from quarterback Peyton Manning vs. T.B. (12/2) in addition to hitting Bucs quarterback Josh Freeman to force an interception returned for a touchdown ... Tied a personal best with three tackles and recovered his first career fumble at Oak. (12/6)... Made three tackles in Denver's AFC Divisional Playoff Game vs. Bal. (1/12).

**2011:** Unrein played 14 games (0 starts) for the Broncos in the regular season and totaled seven tackles (5 solo) along with one special-teams stop... Saw action in both of Denver's playoff games and collected one tackle.

**2010:** Unrein, who entered the NFL with Houston as a college free agent on May 7, was waived by the Texans during final roster cutdowns before signing with Denver on Oct. 20 and spending the final 11 weeks of the season on the club's practice squad.

**COLLEGE:** Unrein totaled 162 tackles (67 solo), 20.5 tackles for losses (75 yds.) and 10.5 sacks (75 yds.) with two forced fumbles and one fumble recovery in 48 career games (38 starts) for the University of Wyoming... Garnered honorable mention All-Mountain West Conference accolades in each of his final three years for the Cowboys... Registered 41 total tackles, including six tackles for a loss (21 yds.) and four sacks (17 yds.), as a senior and was named the Defensive MVP of the New Mexico Bowl in 2009 after collecting six tackles, two sacks, one forced fumble and one fumble recovery.

**PERSONAL:** Unrein earned first-team all-state honors as a junior and senior at Eaton (Colo.) High School, where he was also among the top wrestlers in the state... Mitch Unrein was born on March 25, 1987, in Eaton, Colo.

### UNREIN'S REGULAR SEASON RECORD

Year	Club	G	S	UT	A	TT	S-Yds.	I-Yds.	PD	FF	FR	TD-Int.	TD-FR	S	Pts.
2010	Denver						PRACTICE SQUAD								
2011	Denver	14	0	5	2	7	0-0	0-0	0	0	0	0	0	0	0
2012	Denver	16	2	12	8	20	0-0	0-0	0	0	1	0	0	0	0
2013	Denver	16	1	15	5	20	0-0	0-0	0	0	0	0	0	0	0
<b>CAREER TOTALS</b>		<b>46</b>	<b>3</b>	<b>32</b>	<b>15</b>	<b>47</b>	<b>0-0</b>	<b>0-0</b>	<b>0</b>	<b>0</b>	<b>1</b>	<b>0</b>	<b>0</b>	<b>0</b>	<b>0</b>

**ADDITIONAL STATISTICS:** Special teams tackles — 2011 (1), TOTAL (1). Kickoff returns — 1 for 8 yards, vs. Oakland (9/23/13). Caught a 1-yard TD pass vs. Tampa Bay (12/2/12).

### UNREIN'S POSTSEASON RECORD

Year	Club	G	S	UT	A	TT	S-Yds.	I-Yds.	PD	FF	FR	TD-Int.	TD-FR	S	Pts.
2011	Denver	2	0	0	1	1	0-0	0-0	0	0	0	0	0	0	0
2012	Denver	1	0	1	2	3	0-0	0-0	0	0	0	0	0	0	0
2013	Denver	3	0	1	1	2	0-0	0-0	0	0	0	0	0	0	0
<b>CAREER TOTALS</b>		<b>6</b>	<b>0</b>	<b>2</b>	<b>4</b>	<b>6</b>	<b>0-0</b>	<b>0-0</b>	<b>0</b>	<b>0</b>	<b>0</b>	<b>0</b>	<b>0</b>	<b>0</b>	<b>0</b>

### UNREIN'S SINGLE-GAME HIGHS

(Postseason in parentheses)

**Tackles** — 3, five times, last at vs. San Diego, 12/12/13 (3 vs. Baltimore, 1/12/13). **Sacks** — None (none). **Sack yards** — None (none). **Interceptions** — None (none). **Interception return yards** — None (none). **Receptions** — 1 vs. Tampa Bay, 12/2/12 (none). **Receiving yards** — 1 vs. Tampa Bay, 12/2/12 (none). **Receiving touchdowns** — 1 vs. Tampa Bay, 12/2/12 (none).

### DID YOU KNOW?

The Broncos' 13-10 win against the Boston Patriots at Boston University Field on Friday, Sept. 9, 1960, in front of 21,597 fans did more than mark the franchise's first victory in its first-ever regular-season game. Denver's contest at Boston also was the first regular-season game in American Football League history.

Halfback Al Carmichael also was credited with scoring the first touchdown in AFL (and Broncos) history in that game. On the first play of the second quarter, he took a short pass from quarterback Frank Tripucka along the right flat and reversed direction, going 59 yards down the left sideline for a touchdown that gave Denver a 7-3 lead.



## MITCH UNREIN'S CAREER GAME-BY-GAME

(Victories asterisked)

2011 DENVER (8-8)										
TACKLES										
Date	Opponent	P/S	UT	A	TT	S-Yds.	I-Yds	PD	FF	FR
Sep 12	vs. Oakland	P	2	0	2	0-0	0-0	0	0	0
Sep 18	vs. Cincinnati*	P	0	0	0	0-0	0-0	0	0	0
Sep 25	at Tennessee	P	0	0	0	0-0	0-0	0	0	0
Oct 2	at Green Bay	P	1	1	2	0-0	0-0	0	0	0
Oct 9	vs. San Diego									
Oct 23	at Miami*	P	1	0	1	0-0	0-0	0	0	0
Oct 30	vs. Detroit	P	0	0	0	0-0	0-0	0	0	0
Nov 6	at Oakland*	P	0	0	0	0-0	0-0	0	0	0
Nov 13	at Kansas City*	P	0	0	0	0-0	0-0	0	0	0
Nov 17	vs. N.Y. Jets*	P	0	0	0	0-0	0-0	0	0	0
Nov 27	at San Diego*	P	1	0	1	0-0	0-0	0	0	0
Dec 4	at Minnesota*	P	0	0	0	0-0	0-0	0	0	0
Dec 11	vs. Chicago*	P	0	0	0	0-0	0-0	0	0	0
Dec 18	vs. New England	P	0	0	0	0-0	0-0	0	0	0
Dec 24	at Buffalo									
Jan 1	vs. Kansas City	P	0	1	1	0-0	0-0	0	0	0
<b>Regular Season Totals</b>			<b>14/0</b>	<b>5</b>	<b>2</b>	<b>7</b>	<b>0-0</b>	<b>0-0</b>	<b>0</b>	<b>0</b>
Jan 8	vs. Pittsburgh* <sup>\$</sup>	P	0	0	0	0-0	0-0	0	0	0
Jan 14	at New England†	P	0	1	1	0-0	0-0	0	0	0
<b>Postseason Totals</b>			<b>2/0</b>	<b>0</b>	<b>1</b>	<b>1</b>	<b>0-0</b>	<b>0-0</b>	<b>0</b>	<b>0</b>
†AFC Wild Card Game; †AFC Divisional Playoff Game										
2012 DENVER (13-3)										
TACKLES										
Date	Opponent	P/S	UT	A	TT	S-Yds.	I-Yds	PD	FF	FR
Sep 9	vs. Pittsburgh*	P	0	1	1	0-0	0-0	0	0	0
Sep 17	at Atlanta	S	0	0	0	0-0	0-0	0	0	0
Sep 23	vs. Houston	P	1	2	3	0-0	0-0	0	0	0
Sep 30	vs. Oakland*	P	0	1	1	0-0	0-0	0	0	0
Oct 7	at New England	S	1	1	2	0-0	0-0	0	0	0
Oct 15	at San Diego*	P	0	1	1	0-0	0-0	0	0	0
Oct 28	vs. New Orleans*	P	0	0	0	0-0	0-0	0	0	0
Nov 4	at Cincinnati*	P	1	0	1	0-0	0-0	0	0	0
Nov 11	at Carolina*	P	0	0	0	0-0	0-0	0	0	0
Nov 18	vs. San Diego*	P	1	0	1	0-0	0-0	0	0	0
Nov 25	at Kansas City*	P	1	0	1	0-0	0-0	0	0	0
Dec 2	vs. Tampa Bay*	P	1	0	1	0-0	0-0	0	0	0
Dec 6	at Oakland*	P	2	1	3	0-0	0-0	0	0	1
Dec 16	at Baltimore*	P	1	0	1	0-0	0-0	0	0	0
Dec 23	vs. Cleveland*	P	2	1	3	0-0	0-0	0	0	0
Dec 30	vs. Kansas City*	P	1	0	1	0-0	0-0	0	0	0
<b>Regular Season Totals</b>			<b>16/2</b>	<b>12</b>	<b>8</b>	<b>20</b>	<b>0-0</b>	<b>0-0</b>	<b>0</b>	<b>1</b>
Jan 12	vs. Baltimore†	P	1	2	3	0-0	0-0	0	0	0
<b>Postseason Totals</b>			<b>1/0</b>	<b>1</b>	<b>2</b>	<b>3</b>	<b>0-0</b>	<b>0-0</b>	<b>0</b>	<b>0</b>
†AFC Divisional Playoff Game										
2013 DENVER (13-3)										
TACKLES										
Date	Opponent	P/S	UT	A	TT	S-Yds.	I-Yds	PD	FF	FR
Sep 5	vs. Baltimore*	P	0	1	1	0-0	0-0	0	0	0
Sep 15	at N.Y. Giants*	P	0	0	0	0-0	0-0	0	0	0
Sep 23	vs. Oakland*	P	0	0	0	0-0	0-0	0	0	0
Sep 29	vs. Philadelphia*	P	1	0	1	0-0	0-0	0	0	0
Oct 6	at Dallas*	P	1	1	2	0-0	0-0	0	0	0
Oct 13	vs. Jacksonville*	P	2	0	2	0-0	0-0	0	0	0
Oct 20	at Indianapolis	P	0	1	1	0-0	0-0	0	0	0
Oct 27	vs. Washington*	P	1	0	1	0-0	0-0	0	0	0
Nov 10	at San Diego*	P	0	1	0	0-0	0-0	0	0	0
Nov 17	vs. Kansas City*	P	2	0	2	0-0	0-0	0	0	0
Nov 24	at New England	P	0	1	1	0-0	0-0	0	0	0
Dec 1	at Kansas City*	S	3	0	3	0-0	0-0	0	0	0
Dec 8	vs. Tennessee*	P	0	0	0	0-0	0-0	0	0	0
Dec 12	vs. San Diego	P	3	0	3	0-0	0-0	0	0	0
Dec 22	at Houston*	P	2	0	2	0-0	0-0	0	0	0
Dec 29	at Oakland*	P	0	0	0	0-0	0-0	0	0	0
<b>Regular Season Totals</b>			<b>16/1</b>	<b>15</b>	<b>5</b>	<b>20</b>	<b>0-0</b>	<b>0-0</b>	<b>0</b>	<b>0</b>
Jan 12	vs. San Diego* <sup>†</sup>	P	0	0	0	0-0	0-0	0	0	0
Jan 19	vs. New England* <sup>#</sup>	P	0	0	0	0-0	0-0	0	0	0
Feb 2	vs. Seattle <sup>9</sup>	P	1	1	2	0-0	0-0	0	0	0
<b>Postseason Totals</b>			<b>3/0</b>	<b>1</b>	<b>1</b>	<b>2</b>	<b>0-0</b>	<b>0-0</b>	<b>0</b>	<b>0</b>

†AFC Divisional Playoff Game; #AFC Championship Game; <sup>\$</sup>Super Bowl XLVIII



# LOUIS VASQUEZ

65

## OFFENSIVE GUARD

6-5 • 335 • 6TH YR. • TEXAS TECH

**BORN:** April 11, 1987, in Corsicana, Texas

**HIGH SCHOOL:** Corsicana (Texas) High School

**ACQUIRED:** Unrestricted Free Agent (San Diego), 2013

**NFL YEAR:** 6th • **YEAR WITH BRONCOS:** 2nd

**NFL GAMES PLAYED/STARTED:** 70/70 • **POSTSEASON GP/GS:** 4/4



### VASQUEZ AT A GLANCE:

- A fifth-year offensive guard who started all 70 regular-season games played during his first five NFL seasons, allowing only 11 sacks and committing just four penalties in that span.
- Selected to his first career Pro Bowl in 2013 and became the first offensive guard in Broncos history to be named a first-team All-Pro selection by the Associated Press.
- Finished his first season in Denver as one of just three 16-game starting NFL guards to allow zero sacks while participating in every offensive snaps (1,207).
- Helped San Diego's offense rank fourth in the NFL in points per game (25.8) during his four seasons (2009-12) with the franchise and was assessed just one penalty as a Charger.
- Named to the PFW/PFWA All-Rookie Team in 2009 after opening 14 games for San Diego and helping the Chargers win their fourth consecutive AFC West Division title.
- Played four seasons at Texas Tech University, helping the Red Raiders rank second in the nation in total offense (529.6 ypg) and scoring (40.0 ppg) during his junior campaign in 2007.
- Joined the Broncos as an unrestricted free agent (San Diego) on March 12, 2013.
- Selected by the Chargers in the third round (78th overall) of the 2009 NFL Draft.

**CAREER TRANSACTIONS:** Signed by San Diego as a draft choice 7/25/09. Signed by Denver as an unrestricted free agent 3/12/13.



**2013:** Vasquez started all 16 regular-season games in his first season with Denver and was named to his first career Pro Bowl... Became the first offensive guard in Broncos history to receive first-team All-Pro recognition from the Associated Press... Finished the season as the only player to participate in 100 percent of the team's offensive or defensive snaps (1,207 plays)... Part of an offensive line that allowed the fewest overall sacks (20) in the NFL and helped set the NFL single-season scoring record (606 pts.)... Opened all three playoff contests for Denver, allowing zero sacks during the postseason... Earned a spot on Pro Football Focus' All-Week 3 Team for his performance vs. Oak. (9/23)... Part of an offensive line group that was named a collective Offensive Player of the Week by *Sports Illustrated's* Peter King for its performance in which it allowed zero sacks and zero quarterback hits against the NFL's top-ranked sack defense vs. K.C. (11/17)... Helped the offensive line allow zero sacks or quarterback hits in Denver's AFC Championship Game vs. N.E. (1/19).

**2012:** Vasquez opened all 16 games for the first time in his career as one of two Chargers offensive linemen to start every contest... Finished as the only 16-game starting offensive lineman in the NFL to commit zero penalties and allow three or fewer sacks (2.5).

**2011:** Vasquez started all 14 games played and helped San Diego rank sixth in the NFL in total offense (393.1 ypg) while tying for fifth in the league scoring 25.4 points per game... Missed Games 10-11 with an ankle injury.

**2010:** Vasquez started 10 contests for the Chargers, missing Games 4-5 with a knee injury and Games 11-14 with a neck injury.

**2006:** Selected by the Chargers in the third round (78th overall) of the 2009 NFL Draft, Vasquez started all 14

### VASQUEZ A STEADY FORCE IN 2013

#### HIGHEST PERCENTAGE OF SNAPS PLAYED ON OFFENSE/DEFENSE, BRONCOS, 2013

Player	Pos.	Plays	Pct.
1. Louis Vasquez	G	1,207	100.0
2. Zane Beadles	G	1,198	99.3
Manny Ramirez	C	1,198	99.3
4. Peyton Manning	QB	1,156	95.8
5. Chris Harris Jr.	CB	1,042	92.3

**VASQUEZ TOUGH TO GET THROUGH**

**FEWEST SACKS ALLOWED AMONG OFFENSIVE GUARDS, NFL, 2013**

Player	No.
1. Louis Vasquez, Den.	0.0
Larry Warford, Det.	0.0
Jeremy Zuttah, T.B.	0.0
4. Willie Colon, NYJ	1.0
5. Five players	1.5

games played and was named to the PFW/PFWA All-Rookie Team... Started his first career game in San Diego's season opener at Oak. (9/14) before injuring his ankle and missing the Charger's next two contests.

**COLLEGE:** Vasquez was a four-year letterman at Texas Tech University, where he started 34-of-39 career games and received All-Big 12 Conference recognition following his final three seasons... Named a third-team All-America selection following his senior season... Blocked for the nation's top passing attack as a junior in 2007 and was tabbed as a first-team all-conference pick after allowing zero sacks on the year.

**PERSONAL:** Vasquez attended Corsicana (Texas) High School, where helped his team to a combined 21-3 record over his final two seasons... Earned first-team Class 4A all-state honors from the Associated Press and was named to the All-Area Team by the *Dallas Morning News* following his senior campaign... Majored in general studies at Texas Tech... Louis Vasquez (pronounced LEW-is VAS-kez) was born on April 11, 1987, in Corsicana, Texas.

**VASQUEZ'S REGULAR SEASON RECORD**

Year	Club	G	S
2009	San Diego	14	14
2010	San Diego	10	10
2011	San Diego	14	14
2012	San Diego	16	16
2013	Denver	16	16
<b>CAREER TOTALS</b>		<b>70</b>	<b>70</b>

**ADDITIONAL STATISTICS:** Miscellaneous tackles — 2011 (1), 2012 (1), TOTAL (2). Fumbles — 2009 (1FR), TOTAL (1FR).

**VASQUEZ'S POSTSEASON RECORD**

Year	Club	G	S
2009	San Diego	1	1
2013	Denver	3	3
<b>CAREER TOTALS</b>		<b>4</b>	<b>4</b>



**KEVIN VICKERSON**

**99**

**DEFENSIVE TACKLE**

**6-5 • 328 • 9TH YR. • MICHIGAN STATE**

**BORN:** Jan 8, 1983, in Detroit

**HIGH SCHOOL:** Martin Luther King Jr. High School, Detroit

**ACQUIRED:** Free Agent, 2010

**NFL YEAR:** 9th • **YEAR WITH BRONCOS:** 5th

**NFL GAMES PLAYED/STARTED:** 71/43 • **POSTSEASON GP/GS:** 3/1



**VICKERSON AT A GLANCE:**

- A ninth-year defensive tackle who played 71 career NFL games (43 starts) with Denver (2010-13), Tennessee (2007-09) and Miami (2005-06) in addition to a 10-game stint with NFL Europe in 2007 to start his career.
- Totaled 183 tackles (118 solo), 6.5 sacks (31.5 yds.), one interception (4 yds.), nine passes defended, two forced fumbles and one fumble recovery through his first eight seasons.
- Opened 41-of-47 regular-season games in his four seasons with the Broncos, including his 2012 campaign in which he set career highs in games played (16) and starts (14) for a Broncos run defense that allowed the second-fewest yards per game (91.1) in the NFL.
- Saw action in 15 games (12 starts) in his first season with Denver in 2010, finishing second among the club's defensive linemen with 42 tackles (33 solo), including a career-high two sacks (4 yds.), with one interception (4 yds.) and one forced fumble.
- Posted a personal-best 49 tackles (24 solo) in 13 games (2 starts) for Tennessee in 2009.
- Started 10 games for NFL Europe's Cologne Centurions in 2007, where he was named a first-team All-NFL Europa selection after posting 31 tackles and 3.5 sacks.
- Lettered four years at Michigan State University, where he played 44 games (19 starts) and

totalled 113 tackles, including 8.5 sacks and 24.5 tackles for a loss, in addition to 19 quarterback pressures, one fumble recovery and two blocked kicks.

- Joined the Broncos as a free agent on Sept. 7, 2010.
- Selected by Miami in the seventh round (216th overall) of the 2005 NFL Draft.

**CAREER TRANSACTIONS:** Signed by Miami as a draft choice 7/25/05; Placed on injured reserve (knee) by Miami on 9/3/05; Waived by Miami 8/27/07; Signed by Tennessee (practice squad) 10/31/07; Signed by Tennessee (active roster) 11/27/07; Placed on reserve/suspended list by Commissioner 12/5/08; Suspension lifted by Commissioner 1/5/09; Traded to Seattle 4/24/10; Waived by Seattle 9/6/10; Signed by Denver 9/7/10; Placed on injured reserve (ankle) by Denver 10/10/11; Placed on injured reserve (hip) by Denver 11/27/13.



**2013:** Vickerson started the season's first 11 games and totaled 22 tackles (18 solo), one sack (9 yds.) and one pass defended before being placed on injured reserve (hip) on Nov. 27... Posted a season-best six tackles (all solo), including one for a loss at S.D. (11/10)... Sacked quarterback Tom Brady for a 9-yard loss at N.E. (11/24).

**2012:** Vickerson opened 14-of-16 regular-season games and totaled 40 tackles (28 solo), two sacks (11 yds.), one pass defended and one forced fumble while helping Denver's No. 2-ranked defense finish second in the league against the run (91.1 ypg)... Set a career high with two sacks of Panthers quarterback Cam Newton at Car. (11/11)... Made a season-best five solo tackles, including two for a loss, vs. K.C. (12/30)... Contributed four tackles in Denver's AFC Divisional Playoff Game vs. Bal. (1/12).

**2011:** Vickerson started four of Denver's first five games and totaled four tackles (3 solo) before being placed on injured reserve with an ankle injury on Oct. 10.

**2010:** Vickerson played a career-high 15 games (12 starts) for the Broncos after being waived by Seattle at the conclusion of the preseason and signing with Denver on Sept. 7... Totalled 42 tackles (33 solo), including a personal-best two sacks (4 yds.), with one interception (4 yds.), three passes defended and one forced fumble... Started 12 of Denver's final 13 games, missing the Broncos' International Series Game at S.F. (10/31) in London with a groin injury.

**2009:** Vickerson appeared in 13 games (2 starts) with Tennessee and posted a career-high 49 tackles (24 solo) and three pass breakups... Started his first career game at defensive tackle vs. Jac. (11/1).

**2008:** Vickerson played seven games (0 starts) and was inactive for five contests with Tennessee, posting 23 tackles (10 solo), including 1.5 sacks (7.5 yds.), with one pass defended and one fumble recovery... Contributed a career-best seven tackles (4 solo) and recovered a fumble vs. NYJ (11/23)... Recorded his first career sack at Det. (11/27)... Played in Tennessee's AFC Divisional Playoff Game vs. Bal. (1/10) and tallied four solo tackles for the Titans.

**2007:** Vickerson played four games (0 starts) and totaled three tackles (2 solo) for Tennessee after a four-week stint on the Titans' practice squad and an assignment with NFL Europe's Cologne Centurions... Waived by Miami on Aug. 27 and allocated to the Centurions, where he started 10 games and posted 31 tackles, including 3.5 sacks, to earn first-team All-NFL Europa honors... Signed to Tennessee's practice squad on Oct. 31 before being called up to the Titans' active roster on Nov. 27... Made his NFL debut vs. Hou. (12/2) and collected two tackles.

**2006:** Vickerson was inactive for all 16 games with Miami.

**2005:** Selected by Miami in the seventh round (216th overall) of the 2005 NFL Draft, Vickerson posted five tackles, including one sack, in the preseason before injuring his knee and being placed on injured reserve on Sept. 3.

**COLLEGE:** Vickerson played 44 games (19 starts) at Michigan State University, where he tallied 113 tackles, 8.5 sacks, 24.5 tackles for a loss, 19 quarterback pressures, one fumble recovery and two blocked kicks... Started 11 games as a senior and posted career highs in tackles (46), tackles for a loss (10.5) and sacks (4.5)... Opened six games as a sophomore and two more during his freshman season.

**PERSONAL:** Vickerson attended Martin Luther King Jr. High School in Detroit, where he earned PrepStar All-America honors following his senior season in which he helped his team to a 10-1 record and a Public School League title... Majored in criminal justice at Michigan State... Kevin Darnell Vickerson was born on Jan. 8, 1983, in Detroit.

### VICKERSON'S REGULAR SEASON RECORD

Year	Club	G	S	UT	A	TT	S-Yds.	I-Yds.	PD	FF	FR	TD-Int.	TD-FR	S	Pts.
2005	Miami						INJURED RESERVE (KNEE)								
2006	Miami	0	0	0	0	0	0-0	0-0	0	0	0	0	0	0	0
2007	Tennessee	4	0	2	1	3	0-0	0-0	0	0	0	0	0	0	0
2008	Tennessee	7	0	10	13	23	1.5-7.5	0-0	1	0	1	0	0	0	0
2009	Tennessee	13	2	24	25	49	0-0	0-0	3	0	0	0	0	0	0
2010	Denver	15	12	33	9	42	2-4	1-4	3	1	0	0	0	0	0
2011	Denver	5	4	3	1	4	0-0	0-0	0	0	0	0	0	0	0
2012	Denver	16	14	28	12	40	2-11	0-0	1	1	0	0	0	0	0
2013	Denver	11	11	18	4	22	1-9	0-0	1	0	0	0	0	0	0
<b>CAREER TOTALS</b>		<b>71</b>	<b>43</b>	<b>118</b>	<b>65</b>	<b>183</b>	<b>6.5-31.5</b>	<b>1-4</b>	<b>9</b>	<b>2</b>	<b>1</b>	<b>0</b>	<b>0</b>	<b>0</b>	<b>0</b>
<b>BRONCOS TOTALS</b>		<b>47</b>	<b>41</b>	<b>82</b>	<b>26</b>	<b>108</b>	<b>5-24</b>	<b>1-4</b>	<b>5</b>	<b>2</b>	<b>0</b>	<b>0</b>	<b>0</b>	<b>0</b>	<b>0</b>

### VICKERSON'S POSTSEASON RECORD

Year	Club	G	S	UT	A	TT	S-Yds.	I-Yds.	PD	FF	FR	TD-Int.	TD-FR	S	Pts.
2007	Tennessee	1	0	0	0	0	0-0	0-0	0	0	0	0	0	0	0
2008	Tennessee	1	0	4	0	4	0-0	0-0	0	0	0	0	0	0	0
2012	Denver	1	1	2	2	4	0-0	0-0	0	0	0	0	0	0	0
<b>CAREER TOTALS</b>		<b>3</b>	<b>1</b>	<b>6</b>	<b>2</b>	<b>8</b>	<b>0-0</b>	<b>0-0</b>	<b>0</b>	<b>0</b>	<b>0</b>	<b>0</b>	<b>0</b>	<b>0</b>	<b>0</b>

### VICKERSON'S SINGLE GAME HIGHS

(Postseason in parentheses)

**Tackles** — 7 vs. N.Y. Jets, 11/23/08 (4, twice, last vs. Baltimore, 1/12/13). **Sacks** — 2 at Carolina, 11/11/12 (none). **Sack yards** — 11 at Carolina, 11/11/12 (none). **Interceptions** — 1 at Oakland, 12/19/10 (none). **Interception return yards** — 4 at Oakland, 12/19/10 (none).

### KEVIN VICKERSON'S CAREER GAME-BY-GAME

(Victories asterisked)

#### 2007 TENNESSEE (10-6)

#### TACKLES

Date	Opponent	P/S	UT	A	TT	S-Yds.	I-Yds.	PD	FF	FR
Games 1-7										
Games 8-11										
Dec 2	vs. Houston*	P	1	1	2	0-0	0-0	0	0	0
Dec 9	vs. San Diego	P	0	0	0	0-0	0-0	0	0	0
Dec 16	at Kansas City*	P	1	0	1	0-0	0-0	0	0	0
Dec 23	vs. N.Y. Jets*	P	0	0	0	0-0	0-0	0	0	0
Dec 30	at Indianapolis*									
						INACTIVE				
<b>Regular Season Totals</b>		<b>4/0</b>	<b>2</b>	<b>1</b>	<b>3</b>	<b>0-0</b>	<b>0-0</b>	<b>0</b>	<b>0</b>	<b>0</b>
Jan 6	at San Diego <sup>S</sup>	P	0	0	0	0-0	0-0	0	0	0
<b>Postseason Totals</b>		<b>1/0</b>	<b>0</b>	<b>0</b>	<b>0</b>	<b>0-0</b>	<b>0-0</b>	<b>0</b>	<b>0</b>	<b>0</b>

<sup>S</sup>AFC Wild Card Game

#### 2008 TENNESSEE (13-3)

#### TACKLES

Date	Opponent	P/S	UT	A	TT	S-Yds.	I-Yds.	PD	FF	FR
Sep 7	vs. Jacksonville*	P	0	2	2	0.5-3.5	0-0	0	0	0
Sep 14	at Cincinnati*	P	0	1	1	0-0	0-0	0	0	0
Games 3-5										
Oct. 19	at Kansas City*	P	2	2	4	0-0	0-0	0	0	0
Games 7-8										
Nov 9	at Chicago*	P	2	1	3	0-0	0-0	0	0	0
Nov 16	at Jacksonville*	P	1	2	3	0-0	0-0	1	0	0
Nov 23	vs. N.Y. Jets	P	4	3	7	0-0	0-0	0	0	1
Nov 27	at Detroit*	P	1	2	3	1-4	0-0	0	0	0
Games 13-16										
						SUSPENDED BY COMMISSIONER				
<b>Regular Season Totals</b>		<b>7/0</b>	<b>10</b>	<b>13</b>	<b>23</b>	<b>1.5-7.5</b>	<b>0-0</b>	<b>1</b>	<b>0</b>	<b>1</b>
Jan 10	vs. Baltimore†	P	4	0	4	0-0	0-0	0	0	0
<b>Postseason Totals</b>		<b>1/0</b>	<b>4</b>	<b>0</b>	<b>4</b>	<b>0-0</b>	<b>0-0</b>	<b>0</b>	<b>0</b>	<b>0</b>

†AFC Divisional Playoff Game

#### 2009 TENNESSEE (8-8)

#### TACKLES

Date	Opponent	P/S	UT	A	TT	S-Yds.	I-Yds.	PD	FF	FR
Sep 10	at Pittsburgh	P	2	3	5	0-0	0-0	0	0	0
Sep 20	vs. Houston									
Sep 27	at N.Y. Jets	P	4	1	5	0-0	0-0	0	0	0
Oct 4	at Jacksonville	P	1	3	4	0-0	0-0	1	0	0
Oct 11	vs. Indianapolis	P	1	2	3	0-0	0-0	1	0	0
Oct 18	at New England	P	3	3	6	0-0	0-0	0	0	0
Nov 1	vs. Jacksonville*	S	1	1	2	0-0	0-0	0	0	0
Nov 8	at San Francisco*	P	0	2	2	0-0	0-0	0	0	0
Nov 15	vs. Buffalo*									
Nov 23	at Houston*	P	1	2	3	0-0	0-0	1	0	0
Nov 29	vs. Arizona*	P	0	3	3	0-0	0-0	0	0	0
Dec 6	at Indianapolis	P	1	1	2	0-0	0-0	0	0	0
Dec 13	vs. St. Louis*									
Dec 20	vs. Miami*	P	4	1	5	0-0	0-0	0	0	0
Dec 25	vs. San Diego	P	4	1	5	0-0	0-0	0	0	0
Jan 3	at Seattle*	S	2	2	4	0-0	0-0	0	0	0
<b>Regular Season Totals</b>		<b>13/2</b>	<b>24</b>	<b>25</b>	<b>49</b>	<b>0-0</b>	<b>0-0</b>	<b>3</b>	<b>0</b>	<b>0</b>

2010 DENVER (4-12)			TACKLES								
Date	Opponent	P/S	UT	A	TT	S-Yds.	I-Yds.	PD	FF	FR	
Sep 12	at Jacksonville	P	1	0	1	0-0	0-0	0	0	0	
Sep 19	vs. Seattle*	P	1	0	1	0-0	0-0	0	0	0	
Sep 26	vs. Indianapolis	P	1	1	2	0-0	0-0	1	0	0	
Oct 3	at Tennessee*	S	3	3	6	0-0	0-0	0	0	0	
Oct 10	at Baltimore	S	3	2	5	0-0	0-0	0	0	0	
Oct 17	vs. N.Y. Jets	S	1	0	1	0-0	0-0	0	0	0	
Oct 24	vs. Oakland	S	0	0	0	0-0	0-0	0	0	0	
Oct 31	at San Francisco (London)				INACTIVE						
Nov 14	vs. Kansas City*	S	5	0	5	0-0	0-0	1	1	0	
Nov 22	at San Diego	S	4	1	5	0-0	0-0	0	0	0	
Nov 28	vs. St. Louis	S	3	0	3	1-0	0-0	0	0	0	
Dec 5	at Kansas City	S	2	2	4	0-0	0-0	0	0	0	
Dec 12	at Arizona	S	5	0	5	0-0	0-0	0	0	0	
Dec 19	at Oakland	S	1	0	1	0-0	1-4	1	0	0	
Dec 26	vs. Houston*	S	2	0	2	0-0	0-0	0	0	0	
Jan 2	vs. San Diego	S	1	0	1	1-4	0-0	0	0	0	
Regular Season Totals		15/12	33	9	42	2-4	1-4	3	1	0	

2011 DENVER (8-8)			TACKLES								
Date	Opponent	P/S	UT	A	TT	S-Yds.	I-Yds	PD	FF	FR	
Sep 12	vs. Oakland	S	1	0	1	0-0	0-0	0	0	0	
Sep 18	vs. Cincinnati*	S	0	0	0	0-0	0-0	0	0	0	
Sep 25	at Tennessee	S	0	0	0	0-0	0-0	0	0	0	
Oct 2	at Green Bay	P	1	1	2	0-0	0-0	0	0	0	
Oct 9	vs. San Diego	S	1	0	1	0-0	0-0	0	0	0	
PLACED ON INJURED RESERVE ON OCT. 10											
Regular Season Totals			5/4	3	1	4	0-0	0-0	0	0	0

2012 DENVER (13-3)			TACKLES							
Date	Opponent	P/S	UT	A	TT	S-Yds.	I-Yds.	PD	FF	FR
Sep 9	vs. Pittsburgh*	P	1	0	1	0-0	0-0	0	0	0
Sep 17	at Atlanta	S	3	1	4	0-0	0-0	0	0	0
Sep 23	vs. Houston	S	3	2	5	0-0	0-0	0	1	0
Sep 30	vs. Oakland*	S	2	0	2	0-0	0-0	0	0	0
Oct 7	at New England	P	1	5	6	0-0	0-0	0	0	0
Oct 15	at San Diego*	S	2	2	4	0-0	0-0	0	0	0
Oct 28	vs. New Orleans*	S	1	0	1	0-0	0-0	1	0	0
Nov 4	at Cincinnati*	S	1	0	1	0-0	0-0	0	0	0
Nov 11	at Carolina*	S	2	1	3	2-11	0-0	0	0	0
Nov 18	vs. San Diego*	S	3	0	3	0-0	0-0	0	0	0
Nov 25	at Kansas City*	S	2	0	2	0-0	0-0	0	0	0
Dec 2	vs. Tampa Bay*	S	2	1	3	0-0	0-0	0	0	0
Dec 6	at Oakland*	S	0	0	0	0-0	0-0	0	0	0
Dec 16	at Baltimore*	S	0	0	0	0-0	0-0	0	0	0
Dec 23	vs. Cleveland*	S	0	0	0	0-0	0-0	0	0	0
Dec 30	vs. Kansas City*	S	5	0	5	0-0	0-0	0	0	0
Regular Season Totals		16/14	28	12	40	2-11	0-0	1	1	0
Jan 12	vs. Baltimore†	S	2	2	4	0-0	0-0	0	0	0

†AFC Divisional Playoff Game

2013 DENVER (13-3)			TACKLES								
Date	Opponent	P/S	UT	A	TT	S-Yds.	I-Yds.	PD	FF	FR	
Sep 5	vs. Baltimore*	S	2	0	2	0-0	0-0	0	0	0	
Sep 15	at N.Y. Giants*	S	1	0	1	0-0	0-0	0	0	0	
Sep 23	vs. Oakland*	S	1	0	1	0-0	0-0	0	0	0	
Sep 29	vs. Philadelphia*	S	0	0	0	0-0	0-0	0	0	0	
Oct 6	at Dallas*	S	0	0	0	0-0	0-0	0	0	0	
Oct 13	vs. Jacksonville*	S	3	1	4	0-0	0-0	1	0	0	
Oct 20	at Indianapolis	S	2	1	3	0-0	0-0	0	0	0	
Oct 27	vs. Washington*	S	1	0	1	0-0	0-0	0	0	0	
Nov 10	at San Diego*	S	6	0	6	0-0	0-0	0	0	0	
Nov 17	vs. Kansas City*	S	0	2	2	0-0	0-0	0	0	0	
Nov 24	at New England	S	2	0	2	1-9	0-0	0	0	0	
PLACED ON INJURED RESERVE (HIP) ON NOV. 27											
Regular Season Totals			11/11	18	4	22	1-9	0-0	1	0	0





## T.J. WARD

**SAFETY**



**5-11 • 200 • 5TH YR. • OREGON**

**BORN:** Dec. 12, 1986, in San Francisco

**HIGH SCHOOL:** De La Salle High School, Concord, Calif.

**ACQUIRED:** Unrestricted Free Agent (Cleveland), 2014

**NFL YEAR:** 5th • **YEAR WITH BRONCOS:** 1st

**NFL GAMES PLAYED/STARTED:** 54/54

### WARD AT A GLANCE:

- A fifth-year safety who started all 54 career games played for Cleveland (2010-13) during his first four NFL seasons, totaling 340 tackles (253 solo), five interceptions (133 yds.), 3.5 sacks (29 yds.), 26 passes defended, five forced fumbles and one fumble recovery.
- Earned his first career Pro Bowl selection and was named second-team All-Pro by the Associated Press in 2013 after recording a career-high 129 tackles (96 solo), including 10 stops behind the line of scrimmage to lead all NFL defensive backs.
- Voted by his teammates as Cleveland's recipient of the 2013 Ed Block Courage Award after overcoming a knee injury in 2012 to start all 16 games in 2013.
- Led all NFL rookies with 105 tackles in 2010 and became the first Browns rookie in 18 years to start all 16 games for the club.
- Appeared in 37 career games at the University of Oregon and totaled 190 tackles and three interceptions after entering the program as a walk-on.
- Joined the Broncos as an unrestricted free agent (Cleveland) on March 12, 2014.
- Selected by Cleveland in the second round (38th overall) of the 2010 NFL Draft.

**CAREER TRANSACTIONS:** Signed by Cleveland as a draft choice 7/26/10; Signed by Denver as an unrestricted free agent 3/12/14.



### **43's TROPHY CASE**

**Pro Bowls (1)** ..... 2013

**All-Pro (Second Team) (1)** ..... 2013

**2013:** Ward was named to his first Pro Bowl and received second-team All-Pro honors from the Associated Press after starting all 16 games for the Browns and totaling a career-high 129 tackles (96 solo), two interceptions (57 yds.), two sacks (12 yds.), nine passes defended and one fumble recovery... Led all NFL defensive backs with 10 tackles for a loss according to press box totals... Scored two defensive touchdowns—on a 44-yard interception return vs. Buf. (10/3) and a 51-yard fumble return vs. Chi. (12/15)... Recorded double-digit tackle totals on five occasions, including a personal-best 13 defensive stops (10 solo) at G.B. (10/20)... Voted by his teammates as the recipient of the Ed Block Courage Award for recovering from a knee injury sustained in 2012 and starting every game for Cleveland.

**2012:** Ward started all 14 games played for Cleveland and registered 68 tackles (50 solo), one interception (37 yds.), one sack (10 yds.), four passes defended and a career-best three forced fumbles... Missed the Browns' final two games after being placed on injured reserve with a knee injury on Dec. 18... Forced two fumbles in the Browns' 20-14 win vs. Pit. (11/25).

**2011:** Ward opened the Browns' first eight games and totaled 38 tackles (27 solo), one sack (7 yds.), three passes defended and one forced fumble... Inactive for six games with a foot sprain before being placed on injured reserve on Dec. 22.

**2010:** Selected by Cleveland in the second round (38th overall) of the 2010 NFL Draft, Ward opened all 16 games for the club and led all league rookies with 105 tackles (80 solo) to go along with two interceptions (39 yds.), 10 passes defended and one forced fumble... Became the first Browns rookie defensive back to start all 16 games since Antonio Langham in 1994.

**COLLEGE:** Ward began his collegiate career at the University of Oregon as a walk-on before earning a scholarship and going on to play in 37 career games for the Ducks... Totaled 190 tackles, three interceptions and one sack during his four seasons in Eugene... Led Oregon with 101 tackles as a junior in 2008 to earn honorable mention all-Pacific-10 Conference recognition.

**PERSONAL:** Ward attended De La Salle High School in Concord, Calif., where he contributed as a reserve defensive back on three consecutive national championship squads (2001-03) before injuring his knee during the pre-season in 2004 and missing his entire senior campaign... Was a prep teammate of Broncos Offensive Assistant Brian Callahan... His father, Terrell, played defensive back at San Diego State and was drafted by Philadelphia in the seventh round (188th overall) in 1980... His younger brother, Terron, is a senior running back at Oregon State

University... Established the T.J. Ward Foundation, which focuses on education, family values and community service... Terrell Ray Williams Ward Jr. was born on Dec. 12, 1986, in San Francisco.

### WARD'S REGULAR SEASON RECORD

Year	Club	G	S	UT	A	TT	S-Yds.	I-Yds.	PD	FF	FR	TD-Int.	TD-FR	S	Pts.
2010	Cleveland	16	16	80	25	105	0-0	2-39	10	1	0	0	0	0	0
2011	Cleveland	8	8	27	11	38	1-7	0-0	3	1	0	0	0	0	0
2012	Cleveland	14	14	50	18	68	1-10	1-37	4	3	0	0	0	0	0
2013	Cleveland	16	16	96	33	129	1.5-12	2-57	9	0	1	1	1	0	12
<b>CAREER TOTALS</b>		<b>54</b>	<b>54</b>	<b>253</b>	<b>87</b>	<b>340</b>	<b>3.5-29</b>	<b>5-133</b>	<b>26</b>	<b>5</b>	<b>1</b>	<b>1</b>	<b>1</b>	<b>0</b>	<b>12</b>

**ADDITIONAL STATISTICS:** Special teams tackles — 2010 (18), 2011 (1), TOTAL (19). Returned a fumble 51 yards for a TD vs. Chicago, 12/15/13. Blocked a field goal vs. Atlanta, 10/10/10.

### WARD'S SINGLE-GAME HIGHS

(Postseason in parentheses)

**Tackles** — 13 at Green Bay, 10/20/13 (none). **Interceptions** — 2 at Jacksonville, 11/21/10 (none). **Interception return yards** — 44 vs. Buffalo, 10/3/13 (none). **Passes Defended** — 2, five times, last vs. Detroit, 10/13/13 (none). **Sacks** — 1, three times, last vs. Baltimore, 11/3/13 (none).

### T.J. WARD'S CAREER GAME-BY-GAME

(Victories asterisked)

2010 CLEVELAND (5-11)			TACKLES								
Date	Opponent	P/S	UT	A	TT	S-Yds.	I-Yds.	PD	FF	FR	
Sep 12	at Tampa Bay	S	7	3	10	0-0	0-0	0	1	0	
Sep 19	vs. Kansas City	S	8	1	9	0-0	0-0	0	0	0	
Sep 26	at Baltimore	S	4	1	5	0-0	0-0	1	0	0	
Oct 3	vs. Cincinnati*	S	5	3	8	0-0	0-0	0	0	0	
Oct 10	vs. Atlanta	S	5	1	6	0-0	0-0	0	0	0	
Oct 17	at Pittsburgh	S	6	4	10	0-0	0-0	0	0	0	
Oct 24	at New Orleans*	S	4	2	6	0-0	0-0	2	0	0	
Nov 7	vs. New England*	S	6	0	6	0-0	0-0	0	0	0	
Nov 14	vs. N.Y. Jets	S	4	3	7	0-0	0-0	2	0	0	
Nov 21	at Jacksonville	S	5	0	5	0-0	2-39	2	0	0	
Nov 28	vs. Carolina*	S	4	1	5	0-0	0-0	0	0	0	
Dec 5	at Miami*	S	2	1	3	0-0	0-0	0	0	0	
Dec 12	at Buffalo	S	7	1	8	0-0	0-0	0	0	0	
Dec 19	at Cincinnati	S	6	2	8	0-0	0-0	1	0	0	
Dec 26	vs. Baltimore	S	1	1	2	0-0	0-0	1	0	0	
Jan 2	vs. Pittsburgh	S	6	1	7	0-0	0-0	1	0	0	
Regular Season Totals			16/16	80	25	105	0-0	2-39	10	1	0
2011 CLEVELAND (4-12)			TACKLES								
Date	Opponent	P/S	UT	A	TT	S-Yds.	I-Yds.	PD	FF	FR	
Sep 11	vs. Cincinnati	S	5	1	6	0-0	0-0	0	0	0	
Sep 18	at Indianapolis*	S	2	2	4	0-0	0-0	2	0	0	
Sep 25	vs. Miami*	S	4	0	4	0-0	0-0	0	0	0	
Oct 2	vs. Tennessee	S	3	1	4	0-0	0-0	0	0	0	
Oct 16	at Oakland	S	5	2	7	0-0	0-0	0	0	0	
Oct 23	vs. Seattle*	S	5	2	7	1-7	0-0	1	1	0	
Oct 30	at San Francisco	S	0	1	1	0-0	0-0	0	0	0	
Nov 6	at Houston	S	3	2	5	0-0	0-0	0	0	0	
Games 9-14			INACTIVE								
PLACED ON INJURED RESERVE (FOOT) ON DEC. 22											
Regular Season Totals			8/8	27	11	38	1-7	0-0	3	1	0
2012 CLEVELAND (5-11)			TACKLES								
Date	Opponent	P/S	UT	A	TT	S-Yds.	I-Yds.	PD	FF	FR	
Sep 9	vs. Philadelphia	S	7	1	8	1-10	0-0	0	1	0	
Sep 16	at Cincinnati	S	6	3	9	0-0	0-0	0	0	0	
Sep 23	vs. Buffalo	S	6	1	7	0-0	0-0	0	0	0	
Sep 27	at Baltimore	S	3	0	3	0-0	0-0	0	0	0	
Oct 7	at N.Y. Giants	S	2	2	4	0-0	0-0	0	0	0	
Oct 14	vs. Cincinnati*	S	3	0	3	0-0	0-0	0	0	0	
Oct 21	at Indianapolis	S	5	2	7	0-0	0-0	1	0	0	
Oct 28	vs. San Diego*	S	2	0	2	0-0	0-0	0	0	0	
Nov 4	vs. Baltimore	S	3	4	7	0-0	0-0	0	0	0	
Nov 18	at Dallas	S	1	1	2	0-0	0-0	0	0	0	
Nov 25	vs. Pittsburgh*	S	3	1	4	0-0	0-0	1	2	0	
Dec 2	at Oakland*	S	2	1	3	0-0	0-0	0	0	0	
Dec 9	vs. Kansas City*	S	2	2	4	0-0	0-0	1	0	0	
Dec 16	at Pittsburgh	S	5	0	5	0-0	1-37	1	0	0	
PLACED ON INJURED RESERVE (KNEE) ON DEC. 18											
Regular Season Totals			14/14	50	18	68	1-10	1-37	4	3	0

2013 CLEVELAND (4-12)

TACKLES

Date	Opponent	P/S	UT	A	TT	S-Yds.	I-Yds	PD	FF	FR
Sep 8	vs. Miami	S	3	1	4	0-0	0-0	1	0	0
Sep 15	at Baltimore	S	4	1	5	0-0	0-0	0	0	0
Sep 22	at Minnesota*	S	7	2	9	0-0	1-13	1	0	0
Sep 29	vs. Cincinnati*	S	4	2	6	0-0	0-0	0	0	0
Oct 3	vs. Buffalo*	S	7	0	7	0-0	1-44	1	0	0
Oct 13	vs. Detroit	S	10	1	11	0-0	0-0	2	0	0
Oct 20	at Green Bay	S	10	3	13	0-0	0-0	0	0	0
Oct 27	at Kansas City	S	9	1	10	0.5-4	0-0	0	0	0
Nov 3	vs. Baltimore*	S	6	1	7	1-8	0-0	0	0	0
Nov 17	at Cincinnati	S	2	3	5	0-0	0-0	0	0	0
Nov 24	vs. Pittsburgh	S	8	4	12	0-0	0-0	0	0	0
Dec 1	vs. Jacksonville	S	6	2	8	0-0	0-0	1	0	0
Dec 8	at New England	S	8	1	9	0-0	0-0	1	0	0
Dec 15	vs. Chicago	S	7	5	12	0-0	0-0	2	0	1
Dec 22	at N.Y. Jets	S	3	0	3	0-0	0-0	0	0	0
Dec 29	at Pittsburgh	S	2	6	8	0-0	0-0	0	0	0
Regular Season Totals		16/16	96	33	129	1.5-12	2-57	9	0	1



## DEMARCUS WARE

### DEFENSIVE END

**6-4 • 258 • 10TH YR. • TROY**

**BORN:** July 31, 1982, in Auburn, Ala.

**HIGH SCHOOL:** Auburn (Ala.) High School

**ACQUIRED:** Free Agent, 2014

**NFL YEAR:** 10th • **YEAR WITH BRONCOS:** 1st

**NFL GAMES PLAYED/STARTED:** 140/141 • **POSTSEASON GP/GS:** 4/4

### WARE AT A GLANCE:

- A 10th-year defensive end and member of the 2000s NFL All-Decade Team who ranks fourth among active players and 18th all-time with 117 career sacks.

- Spent his first nine NFL seasons in Dallas and was selected to start in seven Pro Bowls in addition to being named first-or second-team All-Pro by the Associated Press on seven occasions.

- Registered double-digit sack totals in seven of his nine NFL seasons, including league-leading marks in 2008 (20.0) and 2010 (15.5).

- Ranks second in NFL history with a sack rate of 0.83/game during his career, trailing only Pro Football Hall of Fame defensive end Reggie White (0.85/game) among players appearing in at least 50 games.

- Owns 28 career multi-sack games, including seven contests with three sacks and one game with a career-best four sacks (at Philadelphia, 10/30/11).

- Forced 32 fumbles, including 26 strip-sacks, during his career to rank fourth in the NFL since he entered the league in 2005.

- Recorded a career-best 20 quarterback takedowns in 2008 (eighth-most all-time in a single season) to earn NFC Defensive Player of the Year honors from the KC Committee of 101 as well as NFL Alumni Pass Rusher of the Year recognition.

- Posted a sack in 10 consecutive games (2007-08) to tie former Broncos defensive end Simon Fletcher for the longest sack streak in league history since the statistic became official in 1982.

- Played outside linebacker in the Cowboys' 3-4 base defense during his first eight seasons and was chosen as the only two-time winner of the Dick Butkus Award (2008, '11), given to the top linebacker at the high school, collegiate and professional levels of football.

- Named NFC Defensive Player of the Week on four occasions (Week 16 - 2005; Week 15 - 2008; Week 15 - 2009; Week 3 - 2010).

- Totaled 201 tackles, 27.5 sacks, 58 tackles for a loss and nine forced fumbles during his collegiate career at Troy University, earning Sun Belt Conference Defensive Player of the Year honors as a senior in 2007 after leading the Trojans to their first-ever bowl appearance.

- Joined the Broncos as a free agent on March 12, 2014.

- Selected by Dallas in the first round (11th overall) of the 2005 NFL Draft.

### 94's TROPHY CASE

**NFL All-Decade Team** . . . . . 2000s

**Pro Bowls (7)** . . . . . 2006-12

**All-Pro (First Team) (4)** . . 2007-09, '11

**All-Pro (Second Team) (3)** . . 2006, '10, '12

## WARE AMONG NFL'S ALL-TIME SACK LEADERS

### MOST SACKS IN NFL HISTORY (SINCE 1982)

Player	No.	Player	No.
1. Bruce Smith	200.0	12. Jared Allen*	128.5
2. Reggie White	198.0	13. Rickey Jackson	128.0
3. Kevin Greene	160.0	14. Derrick Thomas	126.5
4. Chris Doleman	150.5	15. Simeon Rice	122.0
5. Michael Strahan	141.5	16. Clyde Simmons	121.5
6. Jason Taylor	139.5	17. Julius Peppers*	118.5
7. Richard Dent	137.5	18. <b>DeMarcus Ware*</b>	<b>117.0</b>
8. John Randle	137.5	19. Sean Jones	113.0
9. John Abraham*	133.5	20. Robert Mathis*	111.0
10. Leslie O'Neal	132.5	*active player	
Lawrence Taylor	132.5		

**CAREER TRANSACTIONS:** Signed by Dallas as a draft choice 7/30/05; Released by Dallas 3/11/14; Signed by Denver 3/12/14.



**2013:** Ware started all 13 games played for the Cowboys and totaled 36 tackles (24 solo), six sacks (40 yds.), one interception (0 yds.), two passes defended and one fumble recovery after making the switch from outside linebacker to defensive end... Missed Games 7-9 with a quad injury, snapping his streak of 134 consecutive regular-season games played to begin his career.

**2012:** Ware opened all 16 games for the eighth consecutive season to begin his career and recorded 72 tackles (48 solo), 11.5 sacks (64 yds.) and five forced fumbles... Earned his seventh straight Pro Bowl selection... Posted two sacks at N.Y. Giants (9/5) in his 113th game to give him 101.5 for his career and make him the second-fastest player (Reggie White, 96 games) to reach 100 sacks... Set a career high with 13 tackles (8 solo) at Sea. (9/16) and matched that total four games later at Car. (10/21)... Registered his 107th career sack vs. NYG (10/28) to become Dallas' all-time sack leader.

**2011:** Ware earned his sixth consecutive Pro Bowl selection and fourth career first-team All-Pro recognition from the Associated Press after opening all 16 games and tallying 67 tackles (51 solo), 19.5 sacks (125 yds.), three passes defended and two forced fumbles... Contributed a career-best four sacks (23 yds.) and a forced fumble at Phi. (10/30).

**2010:** Ware was named to his fifth career Pro Bowl after starting all 16 games for the Cowboys and leading the NFL with 15.5 sacks (105 yds.) to go along with 108 tackles (64 solo), one pass defended, two forced fumbles and two fumble recoveries... Posted three sacks at Hou. (9/26) to earn his fourth career NFC Defensive Player of the Week honor... Registered his second three-sack performance of the season at Phi. (1/2) and added a 17-yard fumble return for a touchdown.

**2009:** Ware started all 16 games as a Pro Bowl starter and first-team Associated Press All-Pro selection and recorded 92 tackles (50 solo), 11 sacks (51 yds.), two passes defended and five forced fumbles... Opened both of Dallas' postseason games and contributed 13 tackles (6 solo), three sacks (18 yds.) and one forced fumble... Named NFC Defensive Player of the Week after notching a pair of sacks and forced fumbles at N.O. (12/19)... Logged two sacks in Dallas' NFC Wild Card Playoff Game vs. Phi. (1/9).

**2008:** Ware set a club-record with an NFL-best 20 sacks (115 yds.) in 16 starts for Dallas while also posting career highs in tackles (110) and forced fumbles... Added three passes defended and one fumble recovery... Earned his third career Pro Bowl selection along with first-team All-Pro honors from the Associated Press... Recorded three sacks at Stl. (10/19) to tie the NFL record for consecutive games (10) with a quarterback take-down... Tallied his third three-sack game of the season and eclipsed 50 career sacks vs. NYG (12/14) to take home NFC Defensive Player of the Week honors.

**2007:** Ware was named a Pro Bowl starter for the second consecutive season and a first-team All-Pro designee for the first time in his career after recording 80 tackles (50 solo), 14 sacks (109 yds.), four passes defended and four forced fumbles for the Cowboys... Registered four solo tackles and a sack in Dallas' NFC Divisional Playoff Game vs. NYG (1/13).

**2006:** Ware made his first career Pro Bowl and was a second-team All-Pro selection by the Associated Press after starting all 16 games and totaling 82 tackles (62 solo), 11.5 sacks (89 yds.), one interception (41 yds.), three passes defended, five forced fumbles and one fumble recovery... Scored two defensive touchdowns—a 69-yard fumble return for a score at Phi. (10/8) and a 41-yard interception brought back for a touchdown at Atl. (12/16)... Posted the first three-sack performance of his career at Car. (10/29) and equaled that effort in Dallas' regular-season finale vs. Det. (12/31).

### WARE'S FURIOUS PACE

#### FEWEST GAMES TO REACH 100 CAREER SACKS

Player	No.
1. Reggie White, Phi./G.B.	96
2. <b>DeMarcus Ware, Dal./Den.</b>	<b>113</b>
3. Bruce Smith, Buf.	115
4. Jared Allen, K.C./Min.	122
Lawrence Taylor, NYG	122

#### MOST SACKS PER GAME (SINCE 1982 / MIN. 50 GP)

Player	GP	Sk	Sk/G
1. Reggie White, Phi./G.B./Car.	232	198.0	0.85
2. <b>DeMarcus Ware, Dal./Den.</b>	<b>141</b>	<b>117.0</b>	<b>0.83</b>
3. Jared Allen, K.C./Min.	157	128.5	0.82
4. Derrick Thomas, K/C.	169	126.5	0.75
5. Lawrence Taylor, NYG	184	132.5	0.72

## WARE'S RECORD-TYING SACK STREAK

### MOST CONSECUTIVE GAMES WITH A FULL SACK (SINCE 1982)

Player	No.	Dates
1. DeMarcus Ware, Dal.	10	Dec. 16, 2007 - Oct. 19, 2008
Simon Fletcher, Den.	10	Nov. 15, 1992 - Sept. 20, 1993
3. Kevin Greene, S.F./Car.	9	Dec. 7, 1997 - Oct. 18, 1998
Bruce Smith, Buf.	9	Nov. 16, 1986 - Oct. 25, 1987

**2005:** Selected by Dallas in the first round (11th overall) of the 2005 NFL Draft, Ware opened all 16 games for the Cowboys and racked up 66 tackles (44 solo), eight sacks (47 yds.) and three forced fumbles... Recorded his first career sack by taking down 49ers quarterback Tim Rattay at S.F. (9/25)... Earned NFL Defensive Rookie of the Month honors in October after totaling 16 tackles and three sacks in five games... Posted three sacks (all of which forced fumbles) at Car. (12/24) to earn NFC Defensive Player of the Week and Diet Pepsi Rookie of the Week recognition.

**COLLEGE:** Ware started for three seasons at Troy University and finished his collegiate career with 201 tackles, 27.5 sacks, 58 tackles for a loss and nine forced fumbles... Led the Trojans to their first-ever Bowl appearance as a senior in 2004 and was named Sun Belt Conference Defensive Player of the Year after totaling 53 tackles, 19 tackles for a loss, 10.5 sacks and four forced fumbles.

**PERSONAL:** Ware played two seasons of prep football at Auburn (Ala.) High School, where he earned all-area honors as a senior linebacker and wide receiver... Earned a degree in business information systems from Troy, becoming the first member of his family to graduate from college... Volunteered his time for numerous community initiatives in and around the Dallas area, including the Boys & Girls Club of Arlington and Make-a-Wish Foundation of North Texas... Served as an NFL Play 60 Spokesperson, which included a public service announcement at the White House with President Obama... DeMarcus Ware was born on July 31, 1982, in Auburn, Ala.

### WARE'S REGULAR SEASON RECORD

Year	Club	G	S	UT	A	TT	S-Yds.	I-Yds.	PD	FF	FR	TD-Int.	TD-FR	S	Pts.
2005	Dallas	16	16	44	22	66	8-47	0-0	0	3	0	0	0	0	0
2006	Dallas	16	16	62	21	82	11.5-89	1-41	3	5	1	1	1	0	12
2007	Dallas	16	16	50	30	80	14-109	0-0	4	4	0	0	0	0	0
2008	Dallas	16	16	56	54	110	20-115	0-0	3	6	1	0	0	0	0
2009	Dallas	16	15	50	42	92	11-51	0-0	2	5	0	0	0	0	0
2010	Dallas	16	16	64	44	108	15.5-105	0-0	1	2	2	0	1	0	6
2011	Dallas	16	16	51	16	67	19.5-125	0-0	3	2	0	0	0	0	0
2012	Dallas	16	16	48	24	72	11.5-64	0-0	0	5	0	0	0	0	0
2013	Dallas	13	13	24	12	36	6-40	1-0	2	0	1	0	0	0	0
<b>CAREER TOTALS</b>		<b>141</b>	<b>140</b>	<b>446</b>	<b>267</b>	<b>713</b>	<b>117-745</b>	<b>2-41</b>	<b>18</b>	<b>32</b>	<b>5</b>	<b>1</b>	<b>2</b>	<b>0</b>	<b>18</b>

**ADDITIONAL STATISTICS:** Special teams tackles — 2010 (18), 2011 (1), TOTAL (19). Returned an interception 41 yards for a score at Atlanta, 12/16/06. Returned a fumble 69 yards for a score at Philadelphia, 10/8/06. Returned a fumble 17 yards for a touchdown at Philadelphia, 1/2/11.

### WARE'S POSTSEASON RECORD

Year	Club	G	S	UT	A	TT	S-Yds.	I-Yds.	PD	FF	FR	TD-Int.	TD-FR	S	Pts.
2006	Dallas	1	1	1	0	1	0-0	0-0	0	0	0	0	0	0	0
2007	Dallas	1	1	3	1	4	1-9	0-0	0	0	0	0	0	0	0
2009	Dallas	2	2	6	7	13	3-18	0-0	0	1	0	0	0	0	0
<b>CAREER TOTALS</b>		<b>4</b>	<b>4</b>	<b>10</b>	<b>8</b>	<b>18</b>	<b>4-27</b>	<b>0-0</b>	<b>0</b>	<b>1</b>	<b>0</b>	<b>0</b>	<b>0</b>	<b>0</b>	<b>0</b>

### WARE'S SINGLE-GAME HIGHS

(Postseason in parentheses)

**Tackles** — 13, twice, last at Carolina, 10/21/12 (8 at Minnesota, 1/17/10). **Sacks** — 4 at Philadelphia, 10/30/11 (2 vs. Philadelphia, 1/9/10). **Sack Yards** — 27 at Philadelphia, 1/2/11 (9, twice, last at Minnesota, 1/17/10). **Interceptions** — 1, twice, last vs. N.Y. Giants, 9/8/13 (none). **Interception return yards** — 41 at Atlanta, 12/16/06 (none). **Passes Defended** — 2, twice, last vs. St. Louis, 10/23/11 (none).

### WARE'S SACKS BY QUARTERBACK

Figures in *italics* include postseason totals

Quarterback	Sacks
Eli Manning	14.5
Donovan McNabb	8.5
Michael Vick	6.5
Rex Grossman	6.0
Drew Brees	5.0
Marc Bulger	4.0
Matt Hasselbeck	4.0
Kevin Kolb	4.0
Alex Smith	4.0
Matt Ryan	3.5
Tom Brady	3.0
Jason Campbell	3.0
Jake Delhomme	3.0
Brett Favre	3.0
Josh Freeman	3.0
Jon Kitna	3.0

Quarterback	Sacks
Aaron Rodgers	3.0
Matt Schaub	3.0
Sam Bradford	2.0
Mark Brunell	2.0
Matt Cassel	2.0
Joe Flacco	2.0
Matt Moore	2.0
Mark Sanchez	2.0
Vince Young	2.0
Trent Edwards	1.5
Shaun Hill	1.5
Ben Roethlisberger	1.5
Derek Anderson	1.0
Kerry Collins	1.0
Todd Collins	1.0
Jay Cutler	1.0

Quarterback	Sacks
Andy Dalton	1.0
Jay Feeley	1.0
Ryan Fitzpatrick	1.0
Jeff Garcia	1.0
Bruce Gradkowski	1.0
Kurt Warner	1.0
Matt Leinart	1.0
Peyton Manning	1.0
Jamie Martin	1.0
Josh McCown	1.0
Carson Palmer	1.0
Tim Rattay	1.0
John Skelton	1.0
Nick Foles	0.5
Cam Newton	0.5
Brandon Weeden	0.5

## WARE'S MULTIPLE SACK GAMES (28)

*\*denotes win (Ware's teams are 18-11, including the postseason, when he records multiple sacks in a game.)*

Date	Opponent	S-Yds.	Date	Opponent	S-Yds.
12/24/2005	at Carolina*	3-13	10/10/2010	vs. Tennessee	2-3
12/31/2006	vs. Detroit	3-11	12/19/2010	vs. Washington*	2-11
9/23/2007	at Chicago*	2-21	1/2/2011	at Philadelphia*	3-27
10/8/2007	at Buffalo*	1.5-13.5	9/11/2011	at N.Y. Jets	2-11
11/4/2007	at Philadelphia*	1.5-7.5	9/18/2011	at San Francisco*	2-15
12/22/2007	at Carolina*	2-11.5	10/16/2011	at New England	2-11
10/19/2008	at St. Louis	3-15	10/30/2011	at Philadelphia	4-23
11/27/2008	vs. Seattle*	3-21	12/24/2011	vs. Philadelphia	2-12
12/14/2008	vs. N.Y. Giants*	3-18	1/1/2012	at N.Y. Giants	1.5-12.5
10/11/2009	at Kansas City*	2-14	9/5/2012	at N.Y. Giants*	2-21
10/25/2009	vs. Atlanta*	2-10	9/23/2012	vs. Tampa Bay*	2-19
11/15/2009	at Green Bay	2-7	11/4/2012	at Atlanta	1.5-1.5
12/19/2009	at New Orleans*	2-9	9/15/2013	at Kansas City	2-12
1/9/2010	vs. Philadelphia*^	2-8	9/22/2013	vs. St. Louis*	2-12
9/26/2010	at Houston*	3-16			

^Playoff Game

## DEMARCUS WARE'S CAREER GAME-BY-GAME

(Victories asterisked)

2005 DALLAS (9-7)			TACKLES								
Date	Opponent	P/S	UT	A	TT	S-Yds.	I-Yds.	PD	FF	FR	
Sep 11	at San Diego*	S	2	1	3	0-0	0-0	0	0	0	
Sep 19	vs. Washington	S	2	2	4	0-0	0-0	0	0	0	
Sep 25	at San Francisco*	S	1	0	1	1-2	0-0	0	0	0	
Oct 2	at Oakland	S	2	1	3	1-8	0-0	0	0	0	
Oct 9	vs. Philadelphia*	S	1	0	1	1-9	0-0	0	0	0	
Oct 16	vs. N.Y. Giants*	S	2	2	4	1-10	0-0	0	0	0	
Oct 23	at Seattle	S	3	2	5	0-0	0-0	0	0	0	
Oct 30	vs. Arizona*	S	3	1	4	0-0	0-0	0	0	0	
Nov 14	at Philadelphia*	S	6	0	6	0-0	0-0	0	0	0	
Nov 20	vs. Detroit*	S	2	1	3	0-0	0-0	0	0	0	
Nov 24	vs. Denver	S	5	1	6	0-0	0-0	0	0	0	
Dec 4	at N.Y. Giants	S	3	4	7	0-0	0-0	0	0	0	
Dec 11	vs. Kansas City*	S	2	3	5	0-0	0-0	0	0	0	
Dec 18	at Washington	S	2	1	3	0-0	0-0	0	0	0	
Dec 24	at Carolina*	S	6	2	8	3-13	0-0	0	3	0	
Jan 1	vs. St. Louis	S	2	1	3	1-5	0-0	0	0	0	
Regular Season Totals			16/16	44	22	66	8-47	0-0	0	3	0
2006 DALLAS (9-7)			TACKLES								
Date	Opponent	P/S	UT	A	TT	S-Yds.	I-Yds.	PD	FF	FR	
Sep 10	at Jacksonville	S	4	3	7	0-0	0-0	0	0	0	
Sep 17	vs. Washington*	S	4	0	4	1-11	0-0	0	0	0	
Oct 1	at Tennessee*	S	4	0	4	0-0	0-0	0	0	0	
Oct 8	at Philadelphia	S	2	1	3	1-8	0-0	0	0	1	
Oct 15	vs. Houston*	S	2	2	4	0-0	0-0	0	0	0	
Oct 23	vs. N.Y. Giants	S	6	2	8	1-10	0-0	0	1	0	
Oct 29	at Carolina*	S	2	3	5	0-0	0-0	0	0	0	
Nov 5	at Washington	S	6	0	6	1-9	0-0	0	0	0	
Nov 12	at Arizona*	S	2	1	3	1-9	0-0	0	1	0	
Nov 19	vs. Indianapolis*	S	4	0	4	1-7	0-0	0	1	0	
Nov 23	vs. Tampa Bay*	S	2	1	3	0-0	0-0	0	0	0	
Dec 3	at N.Y. Giants*	S	6	1	7	0-0	0-0	0	0	0	
Dec 10	vs. New Orleans	S	4	0	4	1-7	0-0	0	0	0	
Dec 16	at Atlanta*	S	4	2	6	0.5-1	1-41	2	1	0	
Dec 25	vs. Philadelphia	S	4	2	6	1-16	0-0	1	1	0	
Dec 31	vs. Detroit	S	5	3	8	3-11	0-0	0	0	0	
Regular Season Totals			16/16	61	21	82	11.5-89	1-41	3	5	1
Jan 6	at Seattle*	S	1	0	1	0-0	0-0	0	0	0	
Postseason Totals			1/1	1	0	1	0-0	0-0	0	0	0
SNFC Wild Card Game											

SNFC Wild Card Game

## DID YOU KNOW?

The record for most years of service on the Broncos' coaching staff is 21, held by Mike Shanahan. He was an assistant with the Broncos from 1984-87 and from '89-91 before serving as head coach from 1995-2008.

Shanahan and Joe Collier are the only two individuals to coach at least 20 years for the Broncos. Collier served on Denver's coaching staff in several capacities for 20 seasons from 1969-88.



**2007 DALLAS (13-3)**

**TACKLES**

Date	Opponent	P/S	UT	A	TT	S-Yds.	I-Yds.	PD	FF	FR
Sep 9	vs. N.Y. Giants*	S	2	0	2	0-0	0-0	1	0	0
Sep 16	at Miami*	S	3	0	3	0-0	0-0	0	0	0
Sep 23	at Chicago*	S	2	3	5	2-18	0-0	0	0	0
Sep 30	vs. St. Louis*	S	1	2	3	1-8	0-0	0	0	0
Oct 8	at Buffalo*	S	3	3	6	1.5-14	0-0	1	1	0
Oct 14	vs. New England	S	6	4	10	1-5	0-0	0	0	0
Oct 21	vs. Minnesota*	S	2	3	5	0-0	0-0	1	0	0
Nov 4	at Philadelphia*	S	7	1	8	1.5-7	0-0	0	0	0
Nov 11	at N.Y. Giants*	S	5	5	10	1-14	0-0	0	0	0
Nov 18	vs. Washington*	S	4	3	7	1-6	0-0	0	1	0
Nov 22	vs. N.Y. Jets*	S	0	2	2	0-0	0-0	0	0	0
Nov 29	vs. Green Bay*	S	3	0	3	1-9	0-0	1	0	0
Dec 9	at Detroit*	S	3	1	4	0-0	0-0	0	0	0
Dec 16	vs. Philadelphia	S	3	0	3	1-9	0-0	0	0	0
Dec 22	at Carolina*	S	1	2	3	2-12	0-0	0	0	0
Dec 30	at Washington	S	5	1	6	1-7	0-0	0	2	0
<b>Regular Season Totals</b>		<b>16/16</b>	<b>50</b>	<b>30</b>	<b>80</b>	<b>14-109</b>	<b>0-0</b>	<b>4</b>	<b>4</b>	<b>0</b>

**Postseason Totals**  
 †NFC Divisional Playoff Game

Jan 13	vs. N.Y. Giants†	S	1	0	1	0-0	0-0	0	0	0
<b>Postseason Totals</b>		<b>1/1</b>	<b>1</b>	<b>0</b>	<b>1</b>	<b>0-0</b>	<b>0-0</b>	<b>0</b>	<b>0</b>	<b>0</b>

**2008 DALLAS (9-7)**

**TACKLES**

Date	Opponent	P/S	UT	A	TT	S-Yds.	I-Yds.	PD	FF	FR
Sep 7	at Cleveland*	S	4	3	7	1-0	0-0	0	1	0
Sep 15	vs. Philadelphia*	S	4	2	6	1-4	0-0	0	0	0
Sep 21	at Green Bay*	S	3	2	5	1-12	0-0	0	0	0
Sep 28	vs. Washington	S	7	4	11	1-4	0-0	0	0	0
Oct 5	vs. Cincinnati*	S	2	3	5	1-3	0-0	0	0	0
Oct 12	at Arizona	S	3	2	5	1-10	0-0	0	0	0
Oct 19	at St. Louis	S	5	6	11	3-12	0-0	0	0	0
Oct 26	vs. Tampa Bay*	S	4	3	7	0-0	0-0	1	0	0
Nov 2	at N.Y. Giants	S	2	5	7	1-0	0-0	0	1	1
Nov 16	at Washington*	S	5	1	6	1-10	0-0	1	0	0
Nov 23	vs. San Francisco*	S	1	2	3	1-4	0-0	1	0	0
Nov 27	vs. Seattle*	S	1	2	3	3-21	0-0	0	0	0
Dec 7	at Pittsburgh	S	2	6	8	1-7	0-0	0	0	0
Dec 14	vs. N.Y. Giants*	S	2	5	7	3-19	0-0	0	2	0
Dec 20	vs. Baltimore	S	4	4	8	1-6	0-0	0	2	0
Dec 28	at Philadelphia	S	5	6	11	0-0	0-0	0	0	0
<b>Regular Season Totals</b>		<b>16/16</b>	<b>54</b>	<b>56</b>	<b>110</b>	<b>20-115</b>	<b>0-0</b>	<b>3</b>	<b>6</b>	<b>1</b>

**2009 DALLAS (11-5)**

**TACKLES**

Date	Opponent	P/S	UT	A	TT	S-Yds.	I-Yds.	PD	FF	FR
Sep 13	at Tampa Bay*	S	2	5	7	0-0	0-0	0	0	0
Sep 20	vs. N.Y. Giants	S	5	4	9	0-0	0-0	0	0	0
Sep 28	vs. Carolina*	S	1	2	3	0-0	0-0	0	0	0
Oct 4	at Denver	S	4	1	5	0-0	0-0	0	1	0
Oct 11	at Kansas City*	S	5	3	8	2-14	0-0	1	0	0
Oct 25	vs. Atlanta*	S	1	4	5	2-10	0-0	0	1	0
Nov 1	vs. Seattle*	S	4	4	8	1-7	0-0	0	0	0
Nov 8	at Philadelphia*	S	4	4	8	0-0	0-0	1	0	0
Nov 15	at Green Bay	S	5	2	7	2-7	0-0	0	0	0
Nov 22	vs. Washington*	S	2	4	6	0-0	0-0	0	0	0
Nov 26	vs. Oakland*	S	2	4	6	1-0	0-0	0	1	0
Dec 6	at N.Y. Giants	S	6	1	7	1-4	0-0	0	0	0
Dec 13	vs. San Diego	S	4	0	4	0-0	0-0	0	0	0
Dec 19	at New Orleans*	P	2	0	2	2-9	0-0	0	2	0
Dec 27	at Washington*	S	2	3	5	0-0	0-0	0	0	0
Jan 3	vs. Philadelphia	S	1	1	2	0-0	0-0	0	0	0
<b>Regular Season Totals</b>		<b>16/16</b>	<b>50</b>	<b>42</b>	<b>92</b>	<b>11-51</b>	<b>0-0</b>	<b>2</b>	<b>5</b>	<b>0</b>

**Postseason Totals**  
 Jan 9 vs. Philadelphia\* \$  
 Jan 17 at Minnesota†

		<b>1/1</b>	<b>6</b>	<b>7</b>	<b>13</b>	<b>3-18</b>	<b>0-0</b>	<b>0</b>	<b>1</b>	<b>0</b>
--	--	------------	----------	----------	-----------	-------------	------------	----------	----------	----------

\$NFC Wild Card Game; †NFC Divisional Playoff Game

2010 DALLAS (6-10)			TACKLES								
Date	Opponent	P/S	UT	A	TT	S-Yds.	I-Yds.	PD	FF	FR	
Sep 12	at Washington	S	7	0	7	1-10	0-0	0	0	0	
Sep 19	vs. Chicago	S	3	4	7	0-0	0-0	1	0	0	
Sep 26	at Houston*	S	6	2	8	3-16	0-0	0	0	0	
Oct 10	vs. Tennessee	S	5	4	9	2-3	0-0	0	0	0	
Oct 17	at Minnesota	S	7	2	9	1-12	0-0	0	0	0	
Oct 25	vs. N.Y. Giants	S	4	2	6	1-9	0-0	0	1	1	
Oct 31	vs. Jacksonville	S	0	7	7	0-0	0-0	0	0	0	
Nov 7	at Green Bay	S	2	4	6	0-0	0-0	0	0	0	
Nov 14	at N.Y. Giants*	S	7	3	10	0-0	0-0	0	0	0	
Nov 21	vs. Detroit*	S	2	4	6	0.5-5	0-0	0	0	0	
Nov 25	vs. New Orleans	S	4	0	4	1-7	0-0	0	0	0	
Dec 5	at Indianapolis*	S	2	2	4	0-0	0-0	0	0	0	
Dec 12	vs. Philadelphia	S	1	3	4	0-0	0-0	0	0	0	
Dec 19	vs. Washington*	S	6	0	6	2-11	0-0	0	1	0	
Dec 25	at Arizona	S	3	3	6	1-5	0-0	0	0	0	
Jan 2	at Philadelphia*	S	5	4	9	3-27	0-0	0	0	1	
Regular Season Totals			16/16	64	44	108	15.5-105	0-0	1	2	2
2011 DALLAS (8-8)			TACKLES								
Date	Opponent	P/S	UT	A	TT	S-Yds.	I-Yds.	PD	FF	FR	
Sep 11	at N.Y. Jets	S	3	1	4	2-11	0-0	0	0	0	
Sep 18	at San Francisco*	S	3	3	6	2-15	0-0	0	0	0	
Sep 26	vs. Washington*	S	3	1	4	1-1	0-0	0	0	0	
Oct 2	vs. Detroit*	S	2	1	3	0-0	0-0	0	0	0	
Oct 16	at New England	S	4	1	5	2-11	0-0	0	0	0	
Oct 23	vs. St. Louis*	S	3	0	3	1-8	0-0	2	1	0	
Oct 30	at Philadelphia	S	10	1	11	4-23	0-0	0	1	0	
Nov 6	vs. Seattle*	S	3	1	4	0-0	0-0	0	0	0	
Nov 13	vs. Buffalo*	S	2	1	3	1-10	0-0	1	0	0	
Nov 20	at Washington*	S	2	1	3	1-5	0-0	0	0	0	
Nov 24	vs. Miami*	S	1	1	2	0-0	0-0	0	0	0	
Dec 4	at Arizona	S	3	0	3	1-10	0-0	0	0	0	
Dec 11	vs. N.Y. Giants	S	2	2	4	0-0	0-0	0	0	0	
Dec 17	at Tampa Bay*	S	3	0	3	1-6	0-0	0	0	0	
Dec 24	vs. Philadelphia	S	4	0	4	2-12	0-0	0	0	0	
Jan 1	at N.Y. Giants	S	3	2	5	1.5-13	0-0	0	0	0	
Regular Season Totals			16/16	51	16	67	19.5-125	0-0	3	2	0
2012 DALLAS (8-8)			TACKLES								
Date	Opponent	P/S	UT	A	TT	S-Yds.	I-Yds.	PD	FF	FR	
Sep 5	at N.Y. Giants*	S	6	0	6	2-21	0-0	0	0	0	
Sep 16	at Seattle	S	8	5	13	0-0	0-0	0	0	0	
Sep 23	vs. Tampa Bay*	S	5	2	7	2-19	0-0	0	2	0	
Oct 1	vs. Chicago	S	3	0	3	1-2	0-0	0	1	0	
Oct 14	at Baltimore	S	1	0	1	1-4	0-0	0	0	0	
Oct 21	at Carolina*	S	8	5	13	0.5-3	0-0	0	0	0	
Oct 28	vs. N.Y. Giants	S	3	0	3	1-2	0-0	0	0	0	
Nov 4	at Atlanta	S	3	1	4	1.5-2	0-0	0	1	0	
Nov 11	at Philadelphia*	S	2	2	4	0.5-3	0-0	0	0	0	
Nov 18	vs. Cleveland*	S	2	1	3	0.5-4	0-0	0	0	0	
Nov 22	vs. Washington	S	1	1	2	0-0	0-0	0	0	0	
Dec 2	vs. Philadelphia*	S	1	4	5	0-0	0-0	0	0	0	
Dec 9	at Cincinnati*	S	3	1	4	1-3	0-0	0	0	0	
Dec 16	vs. Pittsburgh*	S	1	1	2	0.5-1	0-0	0	0	0	
Dec 23	vs. New Orleans	S	1	0	1	0-0	0-0	0	1	0	
Dec 30	at Washington	S	0	1	1	0-0	0-0	0	0	0	
Regular Season Totals			16/16	48	24	72	11.5-64	0-0	0	5	0
2013 DALLAS (8-8)			TACKLES								
Date	Opponent	P/S	UT	A	TT	S-Yds.	I-Yds.	PD	FF	FR	
Sep 8	vs. N.Y. Giants*	S	0	0	0	0-0	0-0	1	0	0	
Sep 15	at Kansas City	S	2	0	2	2-12	0-0	0	0	0	
Sep 22	vs. St. Louis*	S	2	1	3	2-12	0-0	0	0	0	
Sep 29	at San Diego	S	1	0	1	0-0	0-0	0	0	0	
Oct 6	vs. Denver	S	4	2	6	0-0	0-0	0	0	0	
Oct 13	vs. Washington	S	2	1	3	0-0	0-0	0	0	0	
Games 7-9					INACTIVE						
Nov 10	at New Orleans	S	1	2	3	1-9	0-0	1	0	0	
Nov 24	at N.Y. Jets*	S	1	1	2	0-0	0-0	0	0	0	
Nov 28	vs. Oakland*	S	2	1	3	0-0	0-0	0	0	0	
Dec 9	at Chicago	S	1	2	3	1-7	0-0	0	0	0	
Dec 15	vs. Green Bay	S	2	0	2	0-0	0-0	0	0	0	
Dec 22	at Washington*	S	4	1	5	0-0	0-0	0	0	0	
Dec 29	vs. Philadelphia	S	2	1	3	0-0	0-0	0	0	0	
Regular Season Totals			13/13	24	12	36	6-40	1-0	2	0	1



# KAYVON WEBSTER

36

## CORNERBACK

5-11 • 198 • 2ND YR. • SOUTH FLORIDA

BORN: Feb. 1, 1991, in Opa-Locka, Fla.

HIGH SCHOOL: Monsignor Pace High School, Opa-Locka, Fla.

ACQUIRED: Draft #3 (90th overall), 2013

NFL YEAR: 2nd • YEAR WITH BRONCOS: 2nd

NFL GAMES PLAYED/STARTED: 14/2 • POSTSEASON GP/GS: 3/0



### WEBSTER AT A GLANCE:

- A second-year cornerback who appeared in 14 regular-season games (2 starts) as a rookie in 2013, totaling 38 tackles (34 solo), one interception (10 yds.), nine passes defended and one forced fumble.
- Saw action in 49-of-50 possible games (32 starts) during his career at the University of South Florida and totaled 190 tackles (136 solo), two sacks (39 yds.), three interceptions (34 yds.), 18 passes defended, four forced fumbles and two fumble recoveries.
- Earned first-team All-Big East Conference recognition following his senior season in which he led the Bulls with a career-high 82 tackles (61 solo) and added forced three fumbles.
- Started all 11 games played as a junior in 2011 and received second-team All-Big East honors after contributing two interceptions and nine passes defended for South Florida.
- Clocked at 4.34 seconds in the 40-yard dash as one of the most physically gifted players in the 2013 draft class.
- Selected by the Broncos in the third round (90th overall) of the 2013 NFL Draft.

**CAREER TRANSACTIONS:** Signed by Denver as a draft choice 6/13/13.



**2013:** Selected by the Broncos in the third round (90th overall) of the 2013 NFL Draft, Webster played 14 games (2 starts) as a rookie, finishing eighth on the team with 38 tackles to go along with one interception (10 yds.), nine passes defended and one forced fumble... Added two tackles on special teams... Appeared in all three postseason contests for Denver... Made a pair of special-teams stops in Denver's Week 2 win at NYG (9/15)... Made his first NFL start at Dal. (10/6) and forced a fumble that was recovered by safety Duke Ihenacho... Intercepted his first NFL pass and returned it 10 yards vs. Jac. (10/13)... Established a career high with five tackles at S.D. (11/10).

**COLLEGE:** Webster played 49-of-50 possible games (32 starts) at the University of South Florida, totaling 190 career tackles (136 solo), two sacks (39 yds.), three interceptions (34 yds.), 18 passes defended, four forced fumbles and two fumble recoveries... Opened 11-of-12 games as a senior and was named a first-team All-Big East Conference selection after becoming the league's only cornerback to lead his team in tackles (82)... Started all 11 games played for the Bulls as a junior and was a second-team all-conference pick after tallying 49 tackles (36 solo), two interceptions (0 yds.), nine passes defended, one forced fumble and one fumble recovery.

**PERSONAL:** Webster was a two-time All-Dade County selection in football as a two-way player for Monsignor Pace High School in Opa-Locka, Fla.... Caught 30 passes for 500 yards (16.7 avg.) and eight touchdowns on offense in addition to 65 tackles, four sacks, seven forced fumbles and 10 fumble recoveries on defense as a senior... Graduated from South Florida with a degree in health science... Kayvon Webster was born on Feb. 1, 1991, in Opa-Locka, Fla.

### WEBSTER'S REGULAR SEASON RECORD

Year	Club	G	S	UT	A	TT	S-Yds.	I-Yds.	PD	FF	FR	TD-Int.	TD-FR	S	Pts.
2013	Denver	14	2	34	4	38	0-0	1-10	9	1	0	0	0	0	0
<b>CAREER TOTALS</b>		<b>14</b>	<b>2</b>	<b>34</b>	<b>4</b>	<b>38</b>	<b>0-0</b>	<b>1-10</b>	<b>9</b>	<b>1</b>	<b>0</b>	<b>0</b>	<b>0</b>	<b>0</b>	<b>0</b>

**ADDITIONAL STATISTICS:** Special teams tackles — 2013 (2), TOTAL (2).

### WEBSTER'S POSTSEASON RECORD

Year	Club	G	S	UT	A	TT	S-Yds.	I-Yds.	PD	FF	FR	TD-Int.	TD-FR	S	Pts.
2013	Denver	3	0	0	0	0	0-0	0-0	0	0	0	0	0	0	0
<b>CAREER TOTALS</b>		<b>3</b>	<b>0</b>	<b>0</b>	<b>0</b>	<b>0</b>	<b>0-0</b>	<b>0-0</b>	<b>0</b>	<b>0</b>	<b>0</b>	<b>0</b>	<b>0</b>	<b>0</b>	<b>0</b>

### WEBSTER'S SINGLE-GAME HIGHS

(Postseason in parentheses)

**Tackles** — 5, three times, last vs. San Diego, 12/12/13 (none). **Interceptions** — 1 vs. Jacksonville, 10/13/13 (none). **Interception return yards** — 10 vs. Jacksonville, 10/13/13 (none). **Passes Defended** — 1, nine times, last vs. San Diego, 12/12/13 (none).

## KAYVON WEBSTER'S CAREER GAME-BY-GAME

(Victories asterisked)

2013 DENVER (13-3)		TACKLES								
Date	Opponent	P/S	UT	A	TT	S-Yds.	I-Yds.	PD	FF	FR
Sep 5	vs. Baltimore*	P	1	0	1	0-0	0-0	1	0	0
Sep 15	at N.Y. Giants*	P	0	0	0	0-0	0-0	0	0	0
Sep 23	vs. Oakland*	P	1	0	1	0-0	0-0	1	0	0
Sep 29	vs. Philadelphia*	P	0	0	0	0-0	0-0	0	0	0
Oct 6	at Dallas*	S	3	0	3	0-0	0-0	0	1	0
Oct 13	vs. Jacksonville*	P	2	1	3	0-0	1-10	1	0	0
Oct 20	at Indianapolis	P	2	1	3	0-0	0-0	1	0	0
Oct 27	vs. Washington*	P	2	0	2	0-0	0-0	0	0	0
Nov 10	at San Diego*	P	4	1	5	0-0	0-0	1	0	0
Nov 17	vs. Kansas City*	P	3	0	3	0-0	0-0	1	0	0
Nov 24	at New England	P	5	0	5	0-0	0-0	1	0	0
Dec 1	at Kansas City*	P	3	0	3	0-0	0-0	0	0	0
Dec 8	vs. Tennessee*	S	3	1	4	0-0	0-0	1	0	0
Dec 12	vs. San Diego	P	5	0	5	0-0	0-0	1	0	0
Dec 22	at Houston*	INACTIVE								
Dec 29	at Oakland*	INACTIVE								
Regular Season Totals		14/2	34	4	38	0-0	1-10	9	1	0
Jan 12	vs. San Diego*†	P	0	0	0	0-0	0-0	0	0	0
Jan 19	vs. New England*‡	P	0	0	0	0-0	0-0	0	0	0
Feb 2	vs. Seattle*§	P	0	0	0	0-0	0-0	0	0	0
Postseason Totals		3/0	0	0	0	0-0	0-0	0	0	0

†AFC Divisional Playoff Game; ‡AFC Championship Game; §Super Bowl XLVIII



## WES WELKER

83

### WIDE RECEIVER

5-9 • 185 • 11TH YR. • TEXAS TECH

BORN: May 1, 1981, in Oklahoma City

HIGH SCHOOL: Heritage Hall High School, Oklahoma City

ACQUIRED: Unrestricted Free Agent (New England), 2013

NFL YEAR: 11th • YEAR WITH BRONCOS: 2nd

NFL GAMES PLAYED/STARTED: 153/94 • POSTSEASON GP/GS: 12/11



### WELKER AT A GLANCE:

- An 11th-year wide receiver who enters his second season with Denver in 2013 tied for the most 100-catch campaigns (5) in NFL history while producing the second-most 10-catch games (18) in league annals.
- Selected to the Pro Bowl in five of the last six years, earning All-Pro honors from the Associated Press in four of those seasons.
- Owns the second-most career receptions (841) by an undrafted player, trailing only Broncos Ring of Fame wide receiver Rod Smith (849).
- Totaled a career-best 10 receiving touchdowns in his first year with the Broncos in 2013, including at least one in Denver's first six games to set a league record for a player with a new team.
- Tied for the fourth-most receptions (87) in NFL postseason history with his 7.3 catches per game in the playoffs tops among all players with at least four games played.
- Totaled the most receptions (672) in Patriots history from 2007-12 to represent the most productive six-season stretch in NFL history.
- Recorded two of the top eight single-season reception totals in league history, including a personal-best 123 catches in 2009 to tie for second on the NFL's all-time single-season list.
- Tied for the second-most receptions (11) in Super Bowl history (T-1st at the time) in New England's S.B. XLII loss vs. the New York Giants (2/3/08).
- Started 86-of-102 combined games for New England after seeing action in 47 contests (3 starts) for San Diego (2004) and Miami (2004-05) to begin his career.
- Earned AFC Special Teams Player of the Week honors during his rookie season at New England (10/10/04) after becoming the first individual in league history to record a punt return, a kickoff return, a field goal, an extra point and a kickoff in the same game.

### 83's TROPHY CASE

Pro Bowls (5) ..... 2008-12  
 All-Pro (First Team) (2) .... 2009, '11  
 All-Pro (Second Team) (2) ... 2007-08

## WELKER AMONG MOST ACCOMPLISHED UNDRAFTED PLAYERS

### MOST RECEPTIONS BY AN UNDRAFTED PLAYER, NFL HISTORY

Player	Years	Rec.	Yds.	Avg.	TDs
1. Rod Smith, Den.	1996-2006	849	11,389	13.4	68
2. <b>Wes Welker, S.D./Mia./N.E./Den.</b>	<b>2006-Pres.</b>	<b>841</b>	<b>9,358</b>	<b>11.1</b>	<b>48</b>
3. Antonio Gates, S.D.	2003-Pres.	719	9,193	12.8	87
4. Gary Clark, Was./Ari./Mia.	1985-95	699	10,856	15.5	65
5. Wayne Chrebet, NYJ	1995-2005	580	7,365	12.7	41

- Set Texas Tech University records with 259 receptions and 3,069 yards during his collegiate career, receiving first-team All-Big 12 Conference accolades during three of his four seasons with the Red Raiders.
- Graduated college as the NCAA career record-holder for punt return yards (1,761) and punt return scores (8).
- Joined the Broncos as an unrestricted free agent (New England) on March 15, 2013.
- Entered the NFL with San Diego as a college free agent on April 30, 2004.

**CAREER TRANSACTIONS:** Signed by San Diego as a college free agent 4/30/04; Waived by San Diego 9/15/04; Signed by Miami 9/21/04; Traded to New England 3/5/07; Placed on injured reserve 1/6/10; Signed by Denver as an unrestricted free agent 3/15/13.



**2013:** Welker started all 13 regular-season games played in his first season for the Broncos in 2013, catching 73 passes for 778 yards (10.7 avg.) with a career-high 10 touchdowns... Opened all three postseason contests for Denver and totaled 18 receptions for 160 yards (8.9 avg.) with one score... Caught a game-high nine passes for 67 yards (7.4 avg.) and a pair of touchdowns in his Broncos debut vs. Bal. (9/5)... Became the only player in the NFL to catch touchdown passes in the first five games of the season with his 2-yard scoring catch in the third quarter at Dal. (10/6)... Became the first player in NFL history to catch a touchdown pass in his first six games with a new team after collecting a 20-yard touchdown reception in the first quarter vs. Jac. (10/13)... Set a career high with his 10th touchdown catch of the season vs. Ten. (12/8)... Caught his first postseason touchdown as a Bronco, finishing with six receptions for 38 yards (6.3 avg.) in Denver's AFC Divisional Playoff Game vs. S.D. (1/12).

**2012:** Welker earned his fifth consecutive Pro Bowl selection after starting 12-of-16 regular-season games and totaling 118 receptions for 1,354 yards (11.5 avg.) with six touchdowns... Added three kickoff returns for 33 yards (11.0 avg.) and 25 punt returns for 243 yards (9.7 avg.)... Opened both postseason contests and caught 16 passes for 248 yards (15.5 avg.) with one touchdown to go along with five punt returns for 56 yards (11.2 avg.)... Totaled his 557th catch as a Patriot vs. Ari. (9/16) to pass Troy Brown as the franchise's career leader in receptions... Topped the 100-catch mark with his five-catch, 56-yard outing vs. S.F. (12/16) to become the first player in NFL history with five seasons totaling 100 or more receptions... Set a career postseason high with 131 yards on eight catches (16.4 avg.) in New England's AFC Divisional Playoff Game vs. Hou. (1/13).

**2011:** Welker played all 16 regular-season games (15 starts) and totaled a career-high 1,569 receiving yards and nine touchdowns while leading the NFL in receptions (122)... Contributed eight punt returns for 82 yards (10.3 avg.)... Earned his fourth career Pro Bowl honor and received first-team All-Pro recognition from the Associated Press... Joined Cris Carter as the only players in NFL history with two career 120-catch seasons... Started all three playoff games and registered 19 receptions for 168 yards (8.8 avg.) with one touchdown... Tied for the longest play from scrimmage in NFL history with his 99-yard touchdown reception from quarterback Tom Brady in the fourth quarter at Mia. (9/12)... Caught a career-best 16 passes for 217 yards—setting franchise records in both categories—at Buf. (9/25)... Recorded his 500th catch as a Patriot at NYJ (11/13) in his 70th game with the organization to become the fastest player to record 500 receptions with one team... Caught seven passes for 60 yards (8.6 avg.) and added two rushes for 21 yards (10.5 avg.) in Super Bowl XLVI vs. NYG. (2/5).

**2010:** Welker earned his third career Pro Bowl honor and was the team's recipient of the Ed Block Courage Award after returning from a knee injury in the 2009 finale and starting 11-of 15 regular-season games for New England... Totaled 86 catches for 848 yards (9.9 avg.) with seven touchdowns in addition to five punt returns for 36 yards (7.2 avg.)... Converted an extra point attempt and handled a kickoff at Cle. (11/7), filling in for injured kicker Stephen Gostkowski... Recorded seven catches for 57 yards (8.1 avg.) in New England's AFC Divisional Playoff Game vs. NYJ (1/16).

**2009:** Welker totaled a career-high 123 receptions (T-2nd in NFL single-season history) for 1,348 yards (11.0 avg.) and four touchdowns to earn first-team All-Pro honors from the Associated Press as well as his second Pro

## WELKER'S RECORD TOUCHDOWN STREAK

### MOST CONSECUTIVE GAMES SCORING A RECEIVING TOUCHDOWN WITH A NEW TEAM, NFL HISTORY

Player	Year	No.
1. <b>Wes Welker, Den.</b>	<b>2013</b>	<b>6</b>
2. Charlie Brown, Was.	1982	5
3. Several tied	-	4

## WELKER'S UNPRECEDENTED SIX-SEASON STRETCH

### MOST RECEIVING YARDS IN A SIX-SEASON SPAN, NFL HISTORY

Player	Years	Rec.	Yds.	Avg.	TDs
1. Wes Welker, N.E.	2007-12	672	7,459	11.1	37
2. Marvin Harrison, Ind.	1999-2004	649	8,707	13.4	77
3. Marvin Harrison, Ind.	1998-2003	622	8,370	13.5	69
4. Wes Welker, Mia./N.E.	2006-11	621	6,792	10.9	32
5. Marvin Harrison, Ind.	2000-05	616	8,190	13.3	77

Bowl selection... Returned 27 punts for 338 yards to rank first in the AFC and second in the NFL with a 12.5-yard average... Added two kickoff returns for 45 yards (22.5 avg.)... Recorded 12 catches for 93 yards (7.8 avg.) in the Patriots' season opener vs. Buf. (9/14) before missing the next two games due to injury... Injured his knee in New England's final regular-season game at Hou. (1/3) and missed the entire postseason after being placed on injured reserve on Jan. 6.

**2008:** Welker earned his first career Pro Bowl selection after opening 14-of-16 regular-season games for the Patriots and catching 111 passes for 1,165 yards (10.5 avg.) with three touchdowns... Added 24 punt returns for 237 yards (9.9 avg.) and one kickoff return for 26 yards... Received second-team All-Pro recognition from the Associated Press... Set an NFL record by catching at least six passes in each of the first 11 games of a season.

**2007:** Welker started 13-of-16 regular-season games in his first year with the Patriots, catching a franchise-record 112 passes for 1,175 yards (10.5 avg.) with eight touchdowns to go a long with 25 punt returns for 249 yards (10.0 avg.) and seven kickoff returns for 176 yards (25.1 avg.)... Named to the Associated Press All-Pro second team... Opened all three postseason games and totaled 27 receptions for 213 yards (7.9 avg.) with two touchdowns... Topped the 1,000-yard mark for the first time in his career vs. NYJ (12/16)... Led the team in catches (11) and yards (122) at NYG (12/29) while breaking Troy Brown's franchise single-season record of 101 receptions... Tied for the most catches (11) in Super Bowl history while adding 103 receiving yards in the Patriots' S.B. XLII loss vs. NYG (2/3).

**2006:** Welker played all 16 games (2 starts) and led the Dolphins with 67 receptions while placing second on the team with 687 receiving yards (10.3 avg.)... Returned 41 punts for 378 yards (9.2 avg.) and 48 kickoffs for 1,064 yards (22.2 avg.).

**2005:** Welker saw action in all 16 games (1 start) for the first time in his career and caught 29 passes for 434 yards (15.0 avg.)... Added 43 punt returns for 390 yards (9.1 avg.) and 61 kickoff returns for 1,379 yards (22.6 avg.)... Made the first start of his career vs. Oak. (11/27), catching one pass for 16 yards and returning five kickoffs for 141 yards (28.2 avg.).

**2004:** Welker, who entered the NFL with San Diego as a college free agent on April 30, played one game for the Chargers before being waived and signing with Miami for the rest of the season... Made his NFL debut and returned four kickoffs for 102 yards (25.5 avg.) at Hou. (9/12) in his only game with San Diego before being waived on Sept. 15... Signed by the Dolphins on Sept. 21 and played 14 more games for Miami totaling 43 punt returns for 464 yards (10.8 avg.) and 57 kickoff returns for 1,313 yards (23.0 avg.), including a 95-yard touchdown... Pressed into service as an emergency kicker at N.E. (10/10) when Olindo Mare injured his calf in pre-game warm ups and was named AFC Special Teams Player of the Week after converting a 29-yard field goal and an extra point attempt as well as handling the team's kickoff duties... Posted a career-long 71-yard punt return on *Monday Night Football* vs. N.E. (12/20)... Recorded a 95-yard kickoff return for a touchdown in Miami's season finale vs. Bal. (1/2) to become the first Dolphins player in 15 years to return a kickoff for a score.

**COLLEGE:** Welker appeared in 50 career games as a four-year letterman for Texas Tech University, finishing with a school-record 259 receptions for 3,069 yards (11.8 avg.) and 21 touchdowns to go along with 559 rushing yards and a touchdown on 79 attempts (7.1 avg.) and 152 punt returns for 1,761 yards (11.6 avg.) and eight scores... Received first-team All-Big 12 Conference accolades in three of his four seasons (2000, 2002-02) and left school as the NCAA career record-holder for punt return yards and punt return scores.

**PERSONAL:** Welker attended Heritage Hall High School in Oklahoma City, where he played running back and defensive back... Accumulated 3,235 rushing yards and 2,551 receiving yards during his prep career while totaling 90 total touchdowns... Named Oklahoma Player of the Year by several media outlets following his senior season... Established the "83 Foundation" to provide underprivileged children an opportunity to play football in his hometown of Oklahoma City... Named the winner of the Dolphins' Nat Moore Community Service Award in 2005... Graduated from Texas Tech with a degree in management... Wesley Welker was born on May 1, 1981, in Oklahoma City.

## WELKER TIED FOR FOURTH IN PLAYOFF RECEPTIONS

### MOST RECEPTIONS, NFL POSTSEASON HISTORY

Player	No.
1. Jerry Rice, S.F./Oak./Sea.	151
2. Reggie Wayne, Ind.	92
3. Hines Ward, Pit.	88
4. Wes Welker, N.E./Den.	87
Michael Irvin, Dal.	87



## WELKER HITS THE CENTURY MARK

### MOST SEASONS WITH 100+ REC., NFL HISTORY

Player	No.	Yrs.
1. Wes Welker, S.D./Mia./N.E./Den.	5	2007-09, '11-12
2. Marvin Harrison, Ind.	4	1999-2002
Andre Johnson, Hou.	4	2006, '08-09, '12
Brandon Marshall, Den./Mia./Chi.	4	2007-09, '12
Jerry Rice, S.F./Oak./Sea.	4	1990, '94-96
Reggie Wayne, Ind.	4	2007, '09-10, '12
7. Herman Moore, Det./NYG	3	1995-97

### MOST RECEPTIONS, SINGLE SEASON, NFL HISTORY

Player	Year	Rec.	Yds.	TDs
1. Marvin Harrison, Ind.	2002	143	1,722	11
2. Wes Welker, N.E.	2009	123	1,348	4
Herman Moore, Det.	1995	123	1,686	14
4. Wes Welker, N.E.	2011	122	1,569	9
Calvin Johnson, Det.	2012	122	1,964	5
Jerry Rice, S.F.	1995	122	1,848	15
Cris Carter, Min.	1995	122	1,371	17
Cris Carter, Min.	1994	122	1,256	7

## WELKER'S REGULAR SEASON RECORD

Year	Club	G	S	RECEIVING				KICKOFF RETURNS				PUNT RETURNS			
				No.	Yds.	Avg.	LG	TD	No.	Yds.	Avg.	LG	TD	No.	FC
2004	S.D./Mia.	15	0	0	0	0.0	—	0	61	1,415	23.2	95t	1	43	12
2005	Miami	16	1	29	434	15.0	47	0	61	1,379	22.6	46	0	43	23
2006	Miami	16	2	67	687	10.3	38	1	48	1,064	22.2	46	0	41	29
2007	New England	16	13	112	1,175	10.5	42	8	7	176	25.1	33	0	25	7
2008	New England	16	14	111	1,165	10.5	64	3	1	26	26.0	26	0	24	6
2009	New England	14	13	123	1,348	11.0	58	4	2	45	22.5	27	0	27	16
2010	New England	15	11	86	848	9.9	35	7	0	0	0.0	—	0	5	7
2011	New England	16	15	122	1,569	12.9	99t	9	0	0	0.0	—	0	8	6
2012	New England	16	12	118	1,354	11.5	59	6	3	33	11.0	17	0	25	7
2013	Denver	13	13	73	778	10.7	33	10	0	0	0.0	—	0	10	2
<b>CAREER TOTALS</b>		<b>153</b>	<b>94</b>	<b>841</b>	<b>9,358</b>	<b>11.1</b>	<b>99t</b>	<b>48</b>	<b>183</b>	<b>4,138</b>	<b>22.6</b>	<b>95t</b>	<b>1</b>	<b>251</b>	<b>115</b>

**ADDITIONAL STATISTICS:** Rushing — 2005 (1 for 5 yds., 5.0 avg., 5 LG), 2007 (4 for 34 yds., 8.5 avg., 27 LG), 2008 (3 for 26 yds., 8.7 avg., 19 LG), 2009 (5 for 36 yds., 7.2 avg., 11 LG), 2011 (4 for 30 yds., 7.5 avg., 19 LG), 2012 (2 for 20 yds., 10.0 avg., 11 LG), TOTAL (19 for 151 yds., 7.9 avg., 27 LG). Special teams tackles — 2004 (7), 2012 (1), 2013 (1), TOTAL (9). Fumble recoveries — 2004 (2), 2006 (1), TOTALS (3). Field goals — 2004 (29-yd. FG, 10/10/04), TOTAL (1-1, 29 LG). PATs — 2004 (1-1, 10/10/04), 2010 (1-1, 11/7/10), TOTAL (2-2). Kickoffs — 2004 (3 for 158 yds., 52.7 avg.), 2010 (1 for 45 yds.), TOTAL (4 for 203 yds., 50.8 avg.).

## WELKER'S POSTSEASON RECORD

Year	Club	G	S	RECEIVING				KICKOFF RETURNS				PUNT RETURNS			
				No.	Yds.	Avg.	LG	TD	No.	Yds.	Avg.	LG	TD	No.	FC
2007	New England	3	3	27	213	7.9	19	2	0	0	0.0	—	0	2	2
2009	New England								INJURED RESERVE						
2010	New England	1	0	7	57	8.1	13	0	0	0	0.0	—	0	1	0
2011	New England	3	3	19	168	8.8	19	1	0	0	0.0	—	0	1	2
2012	New England	2	2	16	248	15.5	47	1	0	0	0.0	—	0	5	2
2013	Denver	3	3	18	160	8.9	22	1	0	0	0.0	—	0	0	0
<b>CAREER TOTALS</b>		<b>12</b>	<b>11</b>	<b>87</b>	<b>846</b>	<b>9.7</b>	<b>47</b>	<b>5</b>	<b>0</b>	<b>0</b>	<b>0.0</b>	<b>—</b>	<b>0</b>	<b>8</b>	<b>7</b>

**ADDITIONAL STATISTICS:** Rushing — 2007 (1 for 13 yds., 13.0 avg., 13 LG), 2011 (2 for 21 yds., 10.5 avg., 11 LG), TOTAL (3 for 34 yds., 11.3 avg., 13 LG). Two-point conversions — 2013 (1), TOTAL (1).

## WELKER'S SINGLE-GAME HIGHS

(Postseason in parentheses)

**Receptions** — 16 at Buffalo, 9/25/11 (11 vs. N.Y. Giants, 2/3/08). **Receiving yards** — 217 at Buffalo, 9/25/11 (131 vs. Houston, 1/13/13). **Longest reception** — 99t at Miami, 9/12/11 (47 vs. Houston, 1/13/13). **Receiving touchdowns** — 2, 10 times, last vs. Philadelphia, 9/29/13 (1, five times, last vs. San Diego, 1/12/14). **Receiving yards in one quarter** — 106 (4th) at Miami, 9/12/11 (90 (2nd) vs. Houston, 1/13/13). **Receiving yards in one half** — 139 (1st) vs. N.Y. Jets, 11/22/09 (120 (1st) vs. Houston, 1/13/13). **Rushes** — 2, twice, last at New Orleans, 11/30/09 (2 vs. N.Y. Giants, 2/5/12). **Longest rush** — 27 at Cincinnati, 10/1/07 (13 vs. Jacksonville, 1/12/08). **Rushing touchdowns** — None (none). **Punt returns** — 6 vs. Buffalo, 12/5/04 (4, vs. Baltimore, 1/20/13). **Punt return yards** — 117 at Indianapolis, 11/15/09 (56 vs. Baltimore, 1/20/13). **Longest punt return** — 71 vs. New England, 12/20/04 (28 vs. Baltimore, 1/20/13). **Punt return touchdowns** — None (none). **Kick returns** — 7, twice, last vs. Kansas City, 10/21/05 (none). **Kick return yards** — 210 at Baltimore, 1/2/05 (none). **Longest kick return** — 95t at Baltimore, 1/2/05 (none). **Kick return touchdowns** — 1 at Baltimore, 1/2/05 (none).

## BRONCOS IN THE AMERICAN BOWL

The Broncos have participated in the American Bowl seven times in their history and own a 3-4 record in those preseason contests. Denver played in the American Bowl in 1987 (London, England), 1990 (Tokyo, Japan), 1992 (Berlin, Germany), 1994 (Barcelona, Spain), 1995 (Tokyo, Japan), 1997 (Mexico City, Mexico) and 1999 (Sydney, Australia).

**WELKER'S 100-YARD RECEIVING GAMES (31: INCLUDES 3 POSTSEASON)**

\*denotes win (Welker's teams are 23-8, including postseason, when he records 100 or more yards receiving in a game.)

Date	Opponent	No.	Yds.	Avg.	LG	TD
10/14/07	at Dallas*	11	124	11.3	35t	2
10/21/07	at Miami*	9	138	15.3	36	2
11/25/07	vs. Philadelphia*	13	149	11.5	42	0
12/29/07	at N.Y. Giants*	11	122	11.1	28	0
2/3/08	vs. N.Y. Giants^	11	103	9.4	19	0
11/9/08	vs. Buffalo*	9	107	11.9	27	0
11/13/08	vs. N.Y. Jets	7	108	15.4	29	0
11/23/08	at Miami*	8	120	15.0	64	0
12/7/08	at Seattle*	12	134	11.2	25	0
10/18/09	vs. Tennessee*	10	150	15.0	48	2
10/25/09	at Tampa Bay*	10	107	10.7	16	1
11/22/09	vs. N.Y. Jets*	15	192	12.8	43	0
12/6/09	at Miami	10	167	16.7	58	0
12/13/09	vs. Carolina*	10	105	10.5	23	0
12/27/09	vs. Jacksonville*	13	138	10.6	29	0
12/12/10	at Chicago*	8	115	14.4	24	0
9/12/11	at Miami*	8	160	20.0	99t	2
9/25/11	at Buffalo	16	217	13.6	33	2
10/2/11	at Oakland*	9	158	17.6	32	1
10/9/11	vs. N.Y. Jets*	5	124	24.8	73	0
11/6/11	vs. N.Y. Giants	9	136	15.1	28	0
11/27/11	at Philadelphia*	8	115	14.4	41t	2
12/4/11	vs. Indianapolis*	11	110	10.0	18	0
12/24/11	vs. Miami*	12	138	11.5	42	0
9/23/12	at Baltimore	8	142	17.8	59	0
9/30/12	at Buffalo*	9	129	14.3	26	0
10/7/12	vs. Denver*	13	104	8.0	15	1
10/14/12	at Seattle	10	138	13.8	46t	1
12/2/12	at Miami*	12	103	8.6	14	1
1/13/2013	vs. Houston*^	8	131	16.4	47	0
1/20/2013	vs. Baltimore^	8	117	14.6	36	1

^Playoff Game

**WES WELKER'S CAREER GAME-BY-GAME**

(Victories asterisked)

2004 S.D. (12-4) / MIA. (4-12)			RECEIVING							KICK RETURNS							PUNT RETURNS						
Date	Opponent	P/S	No.	Yds.	Avg.	LG	TD		No.	Yds.	Avg.	LG	TD	No.	FC	Yds.	Avg.	LG	TD				
Sep 12	at Houston*	P	0	0	0.0	—	0		4	102	25.5	33	0	0	0	0	0.0	—	0				
WAIVED BY SAN DIEGO ON SEPT. 15 / SIGNED BY MIAMI ON SEPT. 21																							
Sep 26	vs. Pittsburgh	P	0	0	0.0	—	0		3	66	22.0	26	0	2	0	20	10.0	10	0				
Oct 3	vs. N.Y. Jets	P	0	0	0.0	—	0		4	90	22.5	35	0	1	1	8	8.0	8	0				
Oct 10	at New England	P	0	0	0.0	—	0		5	101	20.2	27	0	5	0	41	8.2	21	0				
Oct 17	at Buffalo	P	0	0	0.0	—	0		4	80	20.0	22	0	1	0	5	5.0	5	0				
Oct 24	vs. St. Louis*	P	0	0	0.0	—	0		3	40	13.3	16	0	4	0	31	7.8	20	0				
Nov 1	at N.Y. Jets	P	0	0	0.0	—	0		6	117	19.5	27	0	2	2	9	4.5	6	0				
Nov 7	vs. Arizona	P	0	0	0.0	—	0		2	45	22.5	25	0	4	0	33	8.3	20	0				
Nov 21	at Seattle	P	0	0	0.0	—	0		4	91	22.8	32	0	3	2	33	11.0	23	0				
Nov 28	at San Francisco*	P	0	0	0.0	—	0		2	31	15.5	22	0	5	2	72	14.4	35	0				
Dec 5	vs. Buffalo	P	0	0	0.0	—	0		6	158	26.3	34	0	6	0	51	8.5	13	0				
Dec 12	at Denver	P	0	0	0.0	—	0		4	97	24.3	27	0	2	1	9	4.5	7	0				
Dec 20	vs. New England*	P	0	0	0.0	—	0		5	139	27.8	31	0	2	2	87	43.5	71	0				
Dec 26	vs. Cleveland*	P	0	0	0.0	—	0		2	48	24.0	26	0	3	0	37	12.3	17	0				
Jan 2	at Baltimore	P	0	0	0.0	—	0		7	210	30.0	95t	1	3	2	28	9.3	16	0				
Regular Season Totals			15/0	0	0	0.0	—	0	61	1,415	23.2	95t	1	43	12	464	10.8	71	0				

2005 MIAMI (9-7)			RECEIVING							KICK RETURNS							PUNT RETURNS						
Date	Opponent	P/S	No.	Yds.	Avg.	LG	TD		No.	Yds.	Avg.	LG	TD	No.	FC	Yds.	Avg.	LG	TD				
Sep 11	vs. Denver*	P	4	60	15.0	26	0		2	51	25.5	28	0	4	0	64	16.0	20	0				
Sep 18	at N.Y. Jets	P	2	21	10.5	15	0		4	73	18.3	22	0	5	2	26	5.2	23	0				
Sep 25	vs. Carolina*	P	0	0	0.0	—	0		4	80	20.0	27	0	1	2	4	4.0	4	0				
Oct 9	at Buffalo	P	2	24	12.0	16	0		4	93	23.3	27	0	5	1	33	6.6	15	0				
Oct 16	at Tampa Bay	P	3	97	32.3	41	0		6	130	21.7	27	0	4	2	70	17.5	38	0				
Oct 21	vs. Kansas City	P	2	41	20.5	34	0		7	162	23.1	26	0	2	2	55	27.5	47	0				
Oct 30	at New Orleans*	P	3	17	5.7	8	0		4	67	16.8	23	0	1	2	11	11.0	11	0				
Nov 6	vs. Atlanta	P	1	6	6.0	6	0		3	56	18.7	22	0	1	0	0	0.0	0	0				
Nov 13	vs. New England	P	2	61	30.5	47	0		4	112	28.0	46	0	3	2	13	4.3	7	0				
Nov 20	at Cleveland	P	2	12	6.0	7	0		4	79	19.8	28	0	2	0	23	11.5	13	0				
Nov 27	at Oakland*	S	1	16	16.0	16	0		5	141	28.2	41	0	0	2	0	0.0	—	0				
Dec 4	vs. Buffalo*	P	4	40	10.0	17	0		4	74	18.5	23	0	5	1	14	2.8	10	0				
Dec 11	at San Diego*	P	0	0	0.0	—	0		3	90	30.0	43	0	0	3	0	0.0	—	0				
Dec 18	vs. N.Y. Jets*	P	1	19	19.0	19	0		4	105	26.3	43	0	3	0	31	10.3	18	0				
Dec 24	vs. Tennessee*	P	0	0	0.0	—	0		0	0	0.0	—	0	5	2	28	5.6	14	0				
Jan 1	at New England*	P	2	20	10.0	11	0		3	66	22.0	23	0	2	2	18	9.0	10	0				
Regular Season Totals			16/1	29	434	15.0	47	0	61	1,379	22.6	46	0	43	23	390	9.1	47	0				

2006 MIAMI (6-10)			RECEIVING							KICK RETURNS							PUNT RETURNS						
Date	Opponent	P/S	No.	Yds.	Avg.	LG	TD		No.	Yds.	Avg.	LG	TD		No.	FC	Yds.	Avg.	LG	TD			
Sep 7	at Pittsburgh	P	4	67	16.8	31	0		3	74	24.7	30	0		3	1	79	26.3	47	0			
Sep 17	vs. Buffalo	P	5	41	8.2	20	0		4	101	25.3	39	0		1	1	7	7.0	7	0			
Sep 24	vs. Tennessee*	P	5	59	11.8	19	0		2	42	21.0	23	0		2	2	2	1.0	10	0			
Oct 1	at Houston	P	4	55	13.8	29	0		2	53	26.5	28	0		1	2	11	11.0	11	0			
Oct 8	at New England	P	9	77	8.6	25	0		4	103	25.8	28	0		2	3	18	9.0	12	0			
Oct 15	at N.Y. Jets	P	6	56	9.3	25	0		5	69	13.8	16	0		4	1	31	7.8	12	0			
Oct 22	vs. Green Bay	P	6	38	6.3	11	0		4	77	19.3	33	0		3	1	23	7.7	9	0			
Nov 5	at Chicago*	P	2	14	7.0	8	1		4	70	17.5	22	0		2	1	13	6.5	10	0			
Nov 12	vs. Kansas City*	P	3	46	15.3	30	0		3	67	22.3	24	0		4	2	56	14.0	17	0			
Nov 19	vs. Minnesota*	S	4	59	14.8	36	0		2	46	23.0	33	0		2	3	20	10.0	11	0			
Nov 23	at Detroit*	P	5	42	8.4	14	0		3	85	28.3	45	0		5	0	30	6.0	9	0			
Dec 3	vs. Jacksonville	P	5	44	8.8	13	0		2	26	13.0	26	0		1	1	2	2.0	2	0			
Dec 10	vs. New England*	P	1	-1	-1.0	-1	0		0	0	0.0	—	0		4	3	36	9.0	14	0			
Dec 17	at Buffalo	P	4	56	14.0	38	0		3	61	20.3	32	0		2	3	11	5.5	12	0			
Dec 25	vs. N.Y. Jets	S	1	11	11.0	11	0		4	83	20.8	27	0		3	3	31	10.3	16	0			
Dec 31	at Indianapolis	P	3	23	7.7	11	0		3	107	35.7	46	0		2	2	8	4.0	8	0			
Regular Season Totals			16/2	67	687	10.3	38	1	48	1,064	22.2	46	0		41	29	378	9.2	47	0			

2007 NEW ENGLAND (16-0)			RECEIVING							KICK RETURNS							PUNT RETURNS						
Date	Opponent	P/S	No.	Yds.	Avg.	LG	TD	No.	Yds.	Avg.	LG	TD	No.	FC	Yds.	Avg.	LG	TD					
Sep 9	at N.Y. Jets*	P	6	61	10.2	13	1	0	0	0.0	—	0	2	0	6	3.0	6	0					
Sep 16	vs. San Diego*	S	8	91	11.4	34	0	0	0	0.0	—	0	2	0	13	6.5	13	0					
Sep 23	vs. Buffalo*	P	6	69	11.5	26	0	0	0	0.0	—	0	3	0	72	24.0	29	0					
Oct 1	at Cincinnati*	S	3	22	7.3	11	0	0	0	0.0	—	0	2	1	16	8.0	9	0					
Oct 7	vs. Cleveland*	S	4	19	4.8	7	0	2	51	25.5	33	0	2	0	19	9.5	12	0					
Oct 14	at Dallas*	S	11	124	11.3	35	2	2	55	27.5	30	0	3	1	37	12.3	18	0					
Oct 21	at Miami*	S	9	138	15.3	36	2	1	25	25.0	25	0	3	0	9	3.0	8	0					
Oct 28	vs. Washington*	S	9	89	9.9	19	1	0	0	0.0	—	0	0	1	0	0.0	—	0					
Nov 4	at Indianapolis*	S	5	38	7.6	12	1	1	26	26.0	26	0	3	0	60	20.0	35	0					
Nov 18	at Buffalo*	S	7	78	11.1	24	0	0	0	0.0	—	0	1	1	4	4.0	4	0					
Nov 25	vs. Philadelphia*	S	13	149	11.5	42	0	0	0	0.0	—	0	0	0	0	0.0	0	0					
Dec 3	at Baltimore*	S	3	18	6.0	7	0	0	0	0.0	—	0	1	1	1	1.0	1	0					
Dec 9	vs. Pittsburgh*	S	9	78	8.7	22	1	0	0	0.0	—	0	1	0	2	2.0	2	0					
Dec 16	vs. N.Y. Jets*	S	3	30	10.0	16	0	0	0	0.0	—	0	0	1	0	0.0	—	0					
Dec 23	vs. Miami*	S	5	49	9.8	20	0	0	0	0.0	—	0	0	1	0	0.0	—	0					
Dec 29	at N.Y. Giants*	P	11	122	11.1	28	0	1	19	19.0	19	0	2	0	10	5.0	8	0					
Regular Season Totals			16/13	112	1,175	10.5	42	8	7	176	25.1	33	0	25	7	249	10.0	35	0				
Jan 12	vs. Jacksonville*†	S	9	54	6.0	9	1	0	0	0.0	—	0	1	0	14	14.0	14	0					
Jan 20	vs. San Diego*‡	S	7	56	8.0	12	1	0	0	0.0	—	0	0	1	0	0.0	—	0					
Feb 3	vs. N.Y. Giants§	S	11	103	9.4	19	0	0	0	0.0	—	0	1	1	15	15.0	15	0					
Postseason Totals			3/3	27	213	7.9	19	2	0	0	0.0	—	0	2	2	29	14.5	15	0				

†AFC Divisional Playoff Game; ‡AFC Championship Game; §Super Bowl XLII

2008 NEW ENGLAND (11-5)			RECEIVING							KICK RETURNS							PUNT RETURNS						
Date	Opponent	P/S	No.	Yds.	Avg.	LG	TD	No.	Yds.	Avg.	LG	TD	No.	FC	Yds.	Avg.	LG	TD					
Sep 7	vs. Kansas City*	S	6	51	8.5	13	0	0	0	0.0	—	0	0	0	0	0.0	—	0					
Sep 14	at N.Y. Jets*	S	7	72	10.3	26	0	0	0	0.0	—	0	0	0	0	0.0	—	0					
Sep 21	vs. Miami	S	6	55	9.2	21	0	0	0	0.0	—	0	0	0	0	0.0	—	0					
Oct 5	at San Francisco*	S	8	73	9.1	20	0	0	0	0.0	—	0	0	0	0	0.0	—	0					
Oct 12	at San Diego	S	9	73	8.1	15	0	0	0	0.0	—	0	0	0	0	0.0	—	0					
Oct 20	vs. Denver*	S	6	63	10.5	27	1	0	0	0.0	—	0	3	0	63	21.0	44	0					
Oct 26	vs. St. Louis*	S	7	79	11.3	20	0	1	26	26.0	26	0	3	1	30	10.0	13	0					
Nov 2	at Indianapolis	S	7	37	5.3	10	0	0	0	0.0	—	0	2	0	24	12.0	15	0					
Nov 9	vs. Buffalo*	S	9	107	11.9	27	0	0	0	0.0	—	0	1	0	10	10.0	10	0					
Nov 13	vs. N.Y. Jets	S	7	108	15.4	29	0	0	0	0.0	—	0	3	1	14	4.7	10	0					
Nov 23	at Miami*	S	8	120	15.0	64	0	0	0	0.0	—	0	2	1	20	10.0	12	0					
Nov 30	vs. Pittsburgh	S	4	30	7.5	12	0	0	0	0.0	—	0	2	1	0	0.0	1	0					
Dec 7	at Seattle*	S	12	134	11.2	25	0	0	0	0.0	—	0	3	1	20	6.7	10	0					
Dec 14	at Oakland*	S	6	69	11.5	30	1	0	0	0.0	—	0	0	0	0	0.0	—	0					
Dec 21	vs. Arizona*	P	7	68	9.7	20	1	0	0	0.0	—	0	5	1	56	11.2	28	0					
Dec 28	at Buffalo*	P	2	26	13.0	14	0	0	0	0.0	—	0	0	0	0	0.0	—	0					
Regular Season Totals			16/14	111	1,165	10.5	64	3	1	26	26.0	26	0	24	6	237	9.9	44	0				

2009 NEW ENGLAND (10-6)				RECEIVING				KICK RETURNS				PUNT RETURNS							
Date	Opponent	P/S	No.	Yds.	Avg.	LG	TD	No.	Yds.	Avg.	LG	TD	No.	FC	Yds.	Avg.	LG	TD	
Sep 14	vs. Buffalo*	P	12	93	7.8	14	0	0	0	0.0	—	0	2	0	21	10.5	11	0	
Sep 20	at N.Y. Jets																		
Sep 27	vs. Atlanta*																		
Oct 4	vs. Baltimore*	S	6	48	8.0	15	0	0	0	0.0	—	0	0	0	0	0.0	—	0	
Oct 11	at Denver	S	8	86	10.8	17	1	0	0	0.0	—	0	0	0	0	0.0	—	0	
Oct 18	vs. Tennessee*	S	10	150	15.0	48	2	0	0	0.0	—	0	1	0	0	0.0	0	0	
Oct 25	at Tampa Bay*	S	10	107	10.7	16	1	0	0	0.0	—	0	4	5	53	13.3	24	0	
Nov 8	vs. Miami*	S	9	84	9.3	14	0	0	0	0.0	—	0	1	3	5	5.0	5	0	
Nov 15	at Indianapolis	S	9	94	10.4	15	0	0	0	0.0	—	0	5	1	117	23.4	69	0	
Nov 22	vs. N.Y. Jets*	S	15	192	12.8	43	0	0	0	0.0	—	0	2	2	-1	-0.5	0	0	
Nov 30	at New Orleans	S	6	32	5.3	10	0	0	0	0.0	—	0	1	2	41	41.0	41	0	
Dec 6	at Miami	S	10	167	16.7	58	0	1	27	27.0	27	0	3	1	29	9.7	12	0	
Dec 13	vs. Carolina*	S	10	105	10.5	23	0	0	0	0.0	—	0	5	1	47	9.4	17	0	
Dec 20	at Buffalo*	S	4	40	10.0	14	0	1	18	18.0	18	0	2	1	17	8.5	11	0	
Dec 27	vs. Jacksonville*	S	13	138	10.6	29	0	0	0	0.0	—	0	1	0	9	9.0	9	0	
Jan 3	at Houston	S	1	12	12.0	12	0	0	0	0.0	—	0	0	0	0	0.0	—	0	
Regular Season Totals			14/13	123	1,348	11.0	58	4	2	45	22.5	27	0	27	16	338	12.5	69	0
Jan 10	vs. Baltimore\$																		
PLACED ON INJURED RESERVE ON JAN. 6																			

**Postseason Totals** 0/0 0 0 0.0 — 0 0 0 0.0 — 0 0 0 0 0.0 — 0  
 \$AFC Wild Card Game

2010 NEW ENGLAND (14-2)			RECEIVING					KICK RETURNS					PUNT RETURNS						
Date	Opponent	P/S	No.	Yds.	Avg.	LG	TD	No.	Yds.	Avg.	LG	TD	No.	FC	Yds.	Avg.	LG	TD	
Sep 12	vs. Cincinnati*	S	8	64	8.0	12	2	0	0	0.0	—	0	0	0	0	0.0	—	0	
Sep 19	at N.Y. Jets	S	6	38	6.3	11	1	0	0	0.0	—	0	0	0	0	0.0	—	0	
Sep 26	vs. Buffalo*	S	4	45	11.3	27	0	0	0	0.0	—	0	0	0	0	0.0	—	0	
Oct 4	at Miami*	P	8	70	8.8	17	0	0	0	0.0	—	0	1	0	0	0.0	0	0	
Oct 17	vs. Baltimore*	S	7	53	7.6	21	0	0	0	0.0	—	0	3	2	27	9.0	22	0	
Oct 24	at San Diego*	S	4	25	6.3	12	0	0	0	0.0	—	0	0	0	0	0.0	—	0	
Oct 31	vs. Minnesota*	S	3	24	8.0	12	0	0	0	0.0	—	0	0	2	0	0.0	—	0	
Nov 7	at Cleveland	S	4	36	9.0	11	0	0	0	0.0	—	0	0	2	0	0.0	—	0	
Nov 14	at Pittsburgh*	P	8	89	11.1	26	0	0	0	0.0	—	0	0	0	0	0.0	—	0	
Nov 21	vs. Indianapolis*	S	5	58	11.6	22†	1	0	0	0.0	—	0	1	0	9	9.0	9	0	
Nov 25	at Detroit*	P	8	90	11.3	19	2	0	0	0.0	—	0	0	0	0	0.0	—	0	
Dec 6	vs. N.Y. Jets*	S	7	80	11.4	18†	1	0	0	0.0	—	0	0	0	0	0.0	—	0	
Dec 12	at Chicago*	S	8	115	14.4	24	0	0	0	0.0	—	0	0	0	0	0.0	—	0	
Dec 19	vs. Green Bay*	S	3	42	14.0	35	0	0	0	0.0	—	0	0	1	0	0.0	—	0	
Dec 26	at Buffalo*	P	3	19	6.3	9	0	0	0	0.0	—	0	0	0	0	0.0	—	0	
Jan 2	vs. Miami*							INACTIVE											
Regular Season Totals			16/13	86	848	9.9	35	7	0	0.0	—	0	5	7	36	7.2	22	0	
Jan 16	vs. N.Y. Jets†	P	7	57	8.1	13	0	0	0	0.0	—	0	0	1	0	0.0	—	0	
Postseason Totals			1/0	7	57	8.1	13	0	0	0	0.0	—	0	0	1	0	0.0	—	0
†AFC Divisional Playoff Game																			

2011 NEW ENGLAND (13-3)			RECEIVING					KICK RETURNS					PUNT RETURNS						
Date	Opponent	P/S	No.	Yds.	Avg.	LG	TD	No.	Yds.	Avg.	LG	TD	No.	FC	Yds.	Avg.	LG	TD	
Sep 12	at Miami*	S	8	160	20.0	99†	2	0	0	0.0	—	0	0	0	0	0.0	—	0	
Sep 18	vs. San Diego*	S	7	81	11.6	17	0	0	0	0.0	—	0	0	0	0	0.0	—	0	
Sep 25	at Buffalo	S	16	217	13.6	33	2	0	0	0.0	—	0	0	0	0	0.0	—	0	
Oct 2	at Oakland*	S	9	158	17.6	32	1	0	0	0.0	—	0	0	0	0	0.0	—	0	
Oct 9	vs. N.Y. Jets*	S	5	124	24.8	73	0	0	0	0.0	—	0	4	1	54	13.5	25	0	
Oct 16	vs. Dallas*	P	6	45	7.5	13	1	0	0	0.0	—	0	3	0	27	9.0	12	0	
Oct 30	at Pittsburgh	S	6	39	6.5	10	0	0	0	0.0	—	0	1	0	1	1.0	1	0	
Nov 6	vs. N.Y. Giants	S	9	136	15.1	28	0	0	0	0.0	—	0	0	0	0	0.0	—	0	
Nov 13	at N.Y. Jets*	S	6	46	7.7	14	0	0	0	0.0	—	0	0	0	0	0.0	—	0	
Nov 21	vs. Kansas City*	S	2	22	11.0	16	0	0	0	0.0	—	0	0	2	0	0.0	—	0	
Nov 27	at Philadelphia*	S	8	115	14.4	41†	2	0	0	0.0	—	0	0	1	0	0.0	—	0	
Dec 4	vs. Indianapolis*	S	11	110	10.0	18	0	0	0	0.0	—	0	0	0	0	0.0	—	0	
Dec 11	at Washington*	S	7	86	12.3	24†	1	0	0	0.0	—	0	0	1	0	0.0	—	0	
Dec 18	at Denver*	S	4	41	10.3	19	0	0	0	0.0	—	0	0	0	0	0.0	—	0	
Dec 24	vs. Miami*	S	12	138	11.5	42	0	0	0	0.0	—	0	0	0	0	0.0	—	0	
Jan 1	vs. Buffalo*	S	6	51	8.5	15	0	0	0	0.0	—	0	0	1	0	0.0	—	0	
Regular Season Totals			16/15	122	1,569	12.9	99†	9	0	0	0.0	—	0	8	6	82	10.3	25	0
Jan 14	vs. Denver*†	S	6	55	9.2	17	1	0	0	0.0	—	0	0	1	0	0.0	—	0	
Jan 22	vs. Baltimore*‡	S	6	53	8.8	14	0	0	0	0.0	—	0	1	0	0	0.0	—	0	
Feb 5	vs. N.Y. Giants\$	S	7	60	8.6	19	0	0	0	0.0	—	0	0	1	0	0.0	—	0	
Postseason Totals			3/3	19	168	8.8	19	1	0	0	0.0	—	0	1	2	0	0.0	0	0
†AFC Divisional Playoff Game; ‡AFC Championship Game; \$Super Bowl XLVI																			

†AFC Divisional Playoff Game; #AFC Championship Game; \$Super Bowl XLVI

2012 NEW ENGLAND (12-4)				RECEIVING				KICK RETURNS				PUNT RETURNS							
Date	Opponent	P/S	No.	Yds.	Avg.	LG	TD	No.	Yds.	Avg.	LG	TD	No.	FC	Yds.	Avg.	LG	TD	
Sep 9	at Tennessee*	S	3	14	4.7	8	0	0	0.0	—	0	0	0	0	0	0.0	—	0	
Sep 16	vs. Arizona	P	5	95	19.0	36	0	0	0.0	—	0	0	1	0	0	0.0	—	0	
Sep 23	at Baltimore	P	8	142	17.8	59	0	0	0.0	—	0	0	0	0	0	0.0	—	0	
Sep 30	at Buffalo*	P	9	129	14.3	26	0	0	0.0	—	0	1	2	14	14.0	14	0	0	
Oct 7	vs. Denver*	S	13	104	8.0	15	1	0	0.0	—	0	1	0	5	5.0	5	0	0	
Oct 14	at Seattle	S	10	138	13.8	46†	1	0	0.0	—	0	4	0	68	17.0	27	0	0	
Oct 21	vs. N.Y. Jets*	S	6	66	11.0	21	0	1	17.0	17	0	2	0	21	10.5	14	0	0	
Oct 28	at St. Louis*	S	6	48	8.0	11	0	0	0.0	—	0	0	0	0	0.0	—	0	0	
Nov 11	vs. Buffalo*	S	6	74	12.3	23	0	0	0.0	—	0	0	0	0	0.0	—	0	0	
Nov 18	vs. Indianapolis*	S	7	80	11.4	18	0	0	0.0	—	0	0	0	0	0.0	—	0	0	
Nov 22	at N.Y. Jets*	S	7	71	10.1	28	1	1	9.0	9	0	1	1	0	0.0	0	0	0	
Dec 2	at Miami*	S	12	103	8.6	14	1	0	0.0	—	0	0	0	0	0.0	—	0	0	
Dec 10	vs. Houston*	S	3	52	17.3	25	0	1	7.0	7	0	4	2	50	12.5	31	0	0	
Dec 16	vs. San Francisco	S	5	56	11.2	15	0	0	0.0	—	0	5	0	13	2.6	11	0	0	
Dec 23	at Jacksonville*	P	10	88	8.8	25	1	0	0.0	—	0	3	1	42	14.0	16	0	0	
Dec 30	vs. Miami*	S	8	94	11.8	23	1	0	0.0	—	0	4	0	30	7.5	13	0	0	
Regular Season Totals			16/12	118	13.54	11.5	59	6	3	33	11.0	17	0	25	7	243	9.7	31	0
Jan 13	vs. Houston*†	S	8	131	16.4	47	0	0	0	0.0	—	0	1	1	0	0.0	0	0	0
Jan 20	vs. Baltimore*‡	S	8	117	14.6	36	1	0	0	0.0	—	0	4	1	56	14.0	28	0	0
Postseason Totals			2/2	16	248	15.5	47	1	0	0	0.0	—	0	5	2	56	11.2	28	0
†AFC Divisional Playoff Game; ‡AFC Championship Game																			

†AFC Divisional Playoff Game; ‡AFC Championship Game

2013 DENVER (13-3)			RECEIVING					KICK RETURNS					PUNT RETURNS							
Date	Opponent	P/S	No.	Yds.	Avg.	LG	TD	No.	Yds.	Avg.	LG	TD	No.	FC	Yds.	Avg.	LG	TD		
Sep 5	vs. Baltimore*	S	9	67	7.4	15	2	0	0	0.0	—	0	2	1	27	13.5	27	0		
Sep 15	at N.Y. Giants*	S	3	39	13.0	20	1	0	0	0.0	—	0	0	0	0	0.0	—	0		
Sep 23	vs. Oakland*	S	7	84	12.0	32	1	0	0	0.0	—	0	0	0	0	0.0	—	0		
Sep 29	vs. Philadelphia*	S	7	76	10.9	33	2	0	0	0.0	—	0	0	0	0	0.0	—	0		
Oct 6	at Dallas*	S	5	49	9.8	16	1	0	0	0.0	—	0	0	0	0	0.0	—	0		
Oct 13	vs. Jacksonville*	S	6	63	10.5	26	1	0	0	0.0	—	0	0	0	0	0.0	—	0		
Oct 20	at Indianapolis	S	7	96	13.7	25	0	0	0	0.0	—	0	0	0	0	0.0	—	0		
Oct 27	vs. Washington*	S	6	81	13.5	24	1	0	0	0.0	—	0	0	0	0	0.0	—	0		
Nov 10	at San Diego*	S	3	21	7.0	11	0	0	0	0.0	—	0	0	0	0	0.0	—	0		
Nov 17	vs. Kansas City*	S	8	72	9.0	20	0	0	0	0.0	—	0	0	0	0	0.0	—	0		
Nov 24	at New England	S	4	31	7.8	17	0	0	0	0.0	—	0	2	0	13	6.5	12	0		
Dec 1	at Kansas City*	S	3	38	12.7	20	0	0	0	0.0	—	0	3	1	5	1.7	5	0		
Dec 8	vs. Tennessee*	S	5	61	12.2	30	1	0	0	0.0	—	0	3	0	25	8.3	10	0		
Dec 12	vs. San Diego																			
Dec 22	at Houston*																			
Dec 29	at Oakland*																			
Regular Season Totals			13/13	73	778	10.7	33	10	0	0	0.0	—	0	10	2	70	7.0	27	0	
Jan 12	vs. San Diego*†	S	6	38	6.3	8	1	0	0	0.0	—	0	0	0	0	0.0	—	0	0	
Jan 19	vs. New England*‡	S	4	38	9.5	16	0	0	0	0.0	—	0	0	0	0	0.0	—	0	0	
Feb 2	Seattle§	S	8	84	10.5	22	0	0	0	0.0	—	0	0	0	0	0.0	—	0	0	
Postseason Totals			3/3	18	160	8.9	22	1	0	0	0.0	—	0	0	0	0	0.0	—	0	0

†AFC Divisional Playoff Game; ‡AFC Championship Game; §Super Bowl XLVIII



## SYLVESTER WILLIAMS

### 92

#### DEFENSIVE TACKLE

**6-2 • 313 • 2ND YR. • NORTH CAROLINA**

**BORN:** Nov. 21, 1988, in Jefferson City, Mo.

**HIGH SCHOOL:** Jefferson City High School, Jefferson City, Mo.

**ACQUIRED:** Draft #1 (28th overall), 2013

**NFL YEAR:** 2nd • **YEAR WITH BRONCOS:** 2nd

**NFL GAMES PLAYED/STARTED:** 13/4 • **POSTSEASON GP/GS:** 3/3



### WILLIAMS AT A GLANCE:

- A second-year defensive tackle who played 13 regular-season games (4 starts) during his rookie campaign in 2013 and totaled 19 tackles (12 solo), two sacks (8 yds.) and one fumble recovery.
- Started the final four games of the regular season in addition to all three playoff contests for Denver in 2013.
- Opened all 45 games played during his collegiate career at the University of North Carolina (2011-12) and Coffeyville Community College (2009-10).
- Recognized as a first-team All-America and All-Atlantic Coast Conference selection following his senior campaign for the Tar Heels in which his six sacks tied for the league lead among defensive tackles.

- Started all 20 contests at Coffeyville C.C., working his way up from a walk-on in 2009 to a first-team All-Kansas Jayhawk Community College Conference pick in 2010.
- Worked the night shift at Modine Manufacturing Company making radiator parts for large trucks before enrolling in college and pursuing a career in football.
- Selected by the Broncos in the first round (28th overall) of the 2013 NFL Draft.

**CAREER TRANSACTIONS:** Signed by Denver as a draft choice 7/25/13.



**2013:** Selected by the Broncos in the first round (28th overall) of the 2013 NFL Draft, Williams played 13 games (4 starts) as a rookie, totaling 19 tackles (12 solo), two sacks (8 yds.), five tackles for a loss and one fumble recovery... Contributed two special teams tackles during the regular season... Started all three playoff games for Denver and recorded three tackles (2 solo)... Posted one solo tackle for a loss in his NFL debut vs. Bal. (9/5)... Made his first NFL start vs. Ten. (12/8)... Registered his first career sack and tallied a career-best five tackles vs. S.D. (12/12)... Led the Broncos with three tackles for a loss at Hou. (12/22)... Recovered his first career fumble at Oak. (12/29).

**COLLEGE:** Williams started all 45 games played during his collegiate career at the University of North Carolina (2011-12) and Coffeyville Community College (2009-10), totaling 184 tackles (84 solo), 15.5 sacks (89 yds.), one interception (0 yds.), five passes defended, two forced fumbles and four blocked kicks... Named a first-team All-America and All-Atlantic Coast Conference selection following his senior campaign for the Tar Heels in which his six sacks tied for the league lead among defensive tackles... Started all 13 games in his first season at North Carolina in 2011 and was the recipient of the team's Jeffrey Cowell Memorial Award given to the outstanding first-year player for the defense... Opened all 20 contests at Coffeyville C.C., working his way up from a walk-on in 2009 to a first-team All-Kansas Jayhawk Community College Conference pick in 2010.

**PERSONAL:** Williams played just one season of prep football at Jefferson City (Mo.) High School, making the team as a 310-pound senior and helping the school to a final ranking of No. 12 in the state and a Freeland Football League title... Graduated from North Carolina with a degree in communications... Worked the night shift at Modine Manufacturing Company making radiator parts for large trucks before enrolling in college and pursuing a career in football... Sylvester Williams was born on Nov. 21, 1988, in Jefferson City, Mo.

### WILLIAMS' REGULAR SEASON RECORD

Year	Club	G	S	UT	A	TT	S-Yds.	I-Yds.	PD	FF	FR	TD-Int.	TD-FR	S	Pts.
2013	Denver	13	4	12	7	19	2-8	0-0	0	0	1	0	0	0	0
<b>CAREER TOTALS</b>		<b>13</b>	<b>4</b>	<b>12</b>	<b>7</b>	<b>19</b>	<b>2-8</b>	<b>0-0</b>	<b>0</b>	<b>0</b>	<b>1</b>	<b>0</b>	<b>0</b>	<b>0</b>	<b>0</b>

**ADDITIONAL STATISTICS:** Special teams tackles — 2013 (2), TOTAL (2).

### WILLIAMS' POSTSEASON RECORD

Year	Club	G	S	UT	A	TT	S-Yds.	I-Yds.	PD	FF	FR	TD-Int.	TD-FR	S	Pts.
2013	Denver	3	3	2	1	3	0-0	0-0	0	0	0	0	0	0	0
<b>CAREER TOTALS</b>		<b>3</b>	<b>3</b>	<b>2</b>	<b>1</b>	<b>3</b>	<b>0-0</b>	<b>0-0</b>	<b>0</b>	<b>0</b>	<b>0</b>	<b>0</b>	<b>0</b>	<b>0</b>	<b>0</b>

### WILLIAMS' SINGLE-GAME HIGHS

(Postseason in parentheses)

**Tackles** — 5, twice, last at Houston, 12/22/13 (2 vs. Seattle, 2/2/14). **Sacks** — 1, twice, last at Houston, 12/22/13 (none). **Sack yards** — 8 at Houston, 12/22/13 (none).

### SYLVESTER WILLIAMS' CAREER GAME-BY-GAME

(Victories asterisked)

2013 DENVER (13-3)			TACKLES								
Date	Opponent	P/S	UT	A	TT	S-Yds.	I-Yds.	PD	FF	FR	
Sep 5	vs. Baltimore*	P	1	0	1	0-0	0-0	0	0	0	
Sep 15	at N.Y. Giants*	P	0	1	1	0-0	0-0	0	0	0	
Sep 23	vs. Oakland*	P	0	0	0	0-0	0-0	0	0	0	
Sep 29	vs. Philadelphia*		INACTIVE								
Oct 6	at Dallas*	P	0	0	0	0-0	0-0	0	0	0	
Oct 13	vs. Jacksonville*	P	1	0	1	0-0	0-0	0	0	0	
Oct 20	at Indianapolis*	P	0	2	2	0-0	0-0	0	0	0	
Oct 27	vs. Washington*		INACTIVE								
Nov 10	at San Diego*		INACTIVE								
Nov 17	vs. Kansas City*	P	0	0	0	0-0	0-0	0	0	0	
Nov 24	at New England*	P	0	1	1	0-0	0-0	0	0	0	
Dec 1	at Kansas City*	P	1	0	1	0-0	0-0	0	0	0	
Dec 8	vs. Tennessee*	S	0	0	0	0-0	0-0	0	0	0	
Dec 12	vs. San Diego	S	3	2	5	1-0	0-0	0	0	0	
Dec 22	at Houston*	S	5	0	5	1-8	0-0	0	0	0	
Dec 29	at Oakland*	S	1	1	2	0-0	0-0	0	0	1	
Regular Season Totals			13/4	12	7	19	2-8	0-0	0	0	1
Jan 12	vs. San Diego*†	S	0	1	1	0-0	0-0	0	0	0	
Jan 19	vs. New England*#	S	0	0	0	0-0	0-0	0	0	0	
Feb 2	vs. Seattle\$	S	2	0	2	0-0	0-0	0	0	0	
Postseason Totals			3/3	2	1	3	0-0	0-0	0	0	0

†AFC Divisional Playoff Game; #AFC Championship Game; \$Super Bowl XLVIII





## DEREK WOLFE

95

### DEFENSIVE END

6-5 • 285 • 3RD YR. • CINCINNATI

**BORN:** Feb. 24, 1990, in Lisbon, Ohio

**HIGH SCHOOL:** Beaver Local High School, Lisbon, Ohio

**ACQUIRED:** Draft #2a (36th overall), 2012

**NFL YEAR:** 3rd • **YEAR WITH BRONCOS:** 3rd

**NFL GAMES PLAYED/STARTED:** 27/27 • **POSTSEASON GP/GS:** 1/1



### WOLFE AT A GLANCE:

- A third-year defensive lineman who started all 27 regular-season games played during his first two NFL seasons, totaling 56 tackles (37 solo), 10 sacks (75 yds.) two passes defended and one fumble recovery.
- Opened all 16 contests in 2012 to join Barney Chavous (1973) as the only Broncos defensive linemen in team history to start every game as a rookie.
- Finished fourth on the team with six sacks (41 yds.) during his rookie campaign while participating in the seventh-most defensive snaps (903) on the club.
- Started his final 38 games at the University of Cincinnati, finishing fourth on the Bearcats' all-time list with 19.5 career sacks.
- Named Big East Conference co-Defensive Player of the Year and earned second-team All-America honors as a senior in 2011 after recording 9.5 sacks on the season and ranking first among Football Subdivision defensive tackles with 21.5 tackles for a loss.
- Recognized as the All-American Strength and Conditioning Athlete of the Year by the National Strength and Conditioning Association (NSCA) in April 2011.
- Selected by the Broncos in the second round (36th overall) of the 2012 NFL Draft.

**CAREER TRANSACTIONS:** Signed by Denver as a draft choice 5/21/12; Placed on injured reserve by Denver 1/14/14.



**2013:** Wolfe started the first 11 games for Denver, registering 16 tackles (11 solo) and four sacks (34 yds.) before missing six games and eventually being placed on injured reserve due to an illness... Made a pair of tackles behind the line of scrimmage in Denver's Week 1 win vs. Bal. (9/5)... Recovered his first career fumble and sacked quarterback Robert Griffin III vs. Was. (10/27).

**2012:** Wolfe opened all 16 regular-season games as well as Denver's postseason contest to join Barney Chavous (1973) as the only defensive linemen in Broncos history to start every game as a rookie... Finished third on the team with six sacks (41 yds.) and added 40 tackles (26 solo) while playing 903 defensive snaps... Became just the sixth Broncos rookie to register a sack in the team's season opener as he dropped quarterback Ben Roethlisberger for a 9-yard loss vs. Pit. (9/9)... Sacked quarterback Brady Quinn for a 5-yard loss in the second quarter vs. K.C. (12/30) to mark his third consecutive game with a quarterback takedown... Made three tackles in Denver's AFC Divisional Playoff Game vs. Bal. (1/12).

**COLLEGE:** Wolfe played 45 career games at the University of Cincinnati, starting his final 38 games and totaling 161 tackles (89 solo), 19.5 sacks (126 yds.), two passes defended, three forced fumbles and three fumble recoveries... Finished fourth on the school's all-time sack list... Named Big East Conference co-Defensive Player of the Year and a second-team All-America selection after totaling 70 tackles (37 solo), 9.5 sacks (66 yds.), two forced fumbles and one fumble recovery as a senior... Ranked fifth in the nation with 21.5 tackles for a loss—a total that represented the fourth-most in school history and the most by a Football Bowl Subdivision defensive tackle in 2011... Recorded 48 tackles (29 solo), four sacks (21 yds.) and one pass defended as a junior to earn second-team all-conference honors from *The NFL Draft Report*... Contributed as a 13-game starter as a sophomore, totaling 41 tackles (21 solo), five sacks (32 yds.), one forced fumble and one fumble recovery... Played seven games at defensive tackle as a true freshman after being recruited to the Bearcats as an offensive tackle.

**PERSONAL:** Wolfe lettered three times as a defensive end, outside linebacker, tight end and offensive tackle at Beaver Local High School in Lisbon, Ohio, where he finished his prep career with 205 tackles... Collected 78 tackles and seven sacks as a senior in 2007 to earn Division III All-Ohio, All-Ohio Valley Athletic Conference, All-Eastern District and All-Ohio Valley Class AAAA first-team honors... Competed on the school's powerlifting team and qualified for the state finals as a junior and senior... Majored in criminal justice at Cincinnati and was named to the Big East Academic Honor Roll as a senior... Derek J. Wolfe was born on Feb. 24, 1990, in Lisbon, Ohio.

## WOLFE MAKES AN IMMEDIATE IMPACT

### DEFENSIVE LINEMEN TO START EVERY GAME AS A ROOKIE, BRONCOS HISTORY

Player	Year	GS	TT	UT	AT	Sk
Barney Chavous	1973	14	43	28	15	6.0
Derek Wolfe	2012	16	40	26	14	6.0

### WOLFE'S REGULAR SEASON RECORD

Year	Club	G	S	UT	A	TT	S-Yds.	I-Yds.	PD	FF	FR	TD-Int.	TD-FR	S	Pts.
2012	Denver	16	16	26	14	40	6-41	0-0	2	0	0	0	0	0	0
2013	Denver	11	11	11	5	16	4-34	0-0	0	0	1	0	0	0	0
<b>CAREER TOTALS</b>		<b>27</b>	<b>27</b>	<b>37</b>	<b>19</b>	<b>56</b>	<b>10-75</b>	<b>0-0</b>	<b>2</b>	<b>0</b>	<b>1</b>	<b>0</b>	<b>0</b>	<b>0</b>	<b>0</b>

### WOLFE'S POSTSEASON RECORD

Year	Club	G	S	UT	A	TT	S-Yds.	I-Yds.	PD	FF	FR	TD-Int.	TD-FR	S	Pts.
2012	Denver	1	1	2	1	3	0-0	0-0	0	0	0	0	0	0	0
<b>CAREER TOTALS</b>		<b>1</b>	<b>1</b>	<b>2</b>	<b>1</b>	<b>3</b>	<b>0-0</b>	<b>0-0</b>	<b>0</b>	<b>0</b>	<b>0</b>	<b>0</b>	<b>0</b>	<b>0</b>	<b>0</b>

### WOLFE'S SINGLE-GAME HIGHS

(Postseason in parentheses)

**Tackles** — 6 at Cincinnati, 11/4/12 (3 vs. Baltimore, 1/12/13). **Sacks** — 1, 10 times, last vs. Kansas City, 11/17/13 (none). **Sack yards** — 14 vs. Kansas City, 11/17/13 (none). **Pass breakups** — 1 vs. Washington, 10/27/13 (none). **Fumble recoveries** — 1, twice, last at Cincinnati, 11/4/12 (none). **Fumble return yards** — 1 vs. Washington, 10/27/13 (none).

### DEREK WOLFE'S CAREER GAME-BY-GAME

(Victories asterisked)

#### 2012 DENVER (13-3)

#### TACKLES

Date	Opponent	P/S	UT	A	TT	S-Yds.	I-Yds.	PD	FF	FR
Sep 9	vs. Pittsburgh*	S	3	0	3	1-9	0-0	0	0	0
Sep 17	at Atlanta	S	0	0	0	0-0	0-0	0	0	0
Sep 23	vs. Houston	S	1	4	5	0-0	0-0	0	0	0
Sep 30	vs. Oakland*	S	1	1	2	0-0	0-0	0	0	0
Oct 7	at New England	S	2	2	4	1-3	0-0	0	0	0
Oct 15	at San Diego*	S	3	0	3	1-9	0-0	0	0	0
Oct 28	vs. New Orleans*	S	2	0	2	0-0	0-0	0	0	0
Nov 4	at Cincinnati*	S	2	4	6	0-0	0-0	1	0	0
Nov 11	at Carolina*	S	1	0	1	0-0	0-0	0	0	0
Nov 18	vs. San Diego*	S	0	0	0	0-0	0-0	0	0	0
Nov 25	at Kansas City*	S	3	0	3	0-0	0-0	0	0	0
Dec 2	vs. Tampa Bay*	S	2	1	3	0-0	0-0	0	0	0
Dec 6	at Oakland*	S	0	0	0	0-0	0-0	0	0	0
Dec 16	at Baltimore*	S	3	1	4	1-12	0-0	0	0	0
Dec 23	vs. Cleveland*	S	1	1	2	1-3	0-0	0	0	0
Dec 30	vs. Kansas City*	S	2	0	2	1-5	0-0	1	0	0
<b>Regular Season Totals</b>			<b>16/16</b>	<b>26</b>	<b>14</b>	<b>40</b>	<b>6-41</b>	<b>0-0</b>	<b>2</b>	<b>0</b>
Jan 12	vs. Baltimore†	S	2	1	3	0-0	0-0	0	0	0
<b>Postseason Totals</b>			<b>1/1</b>	<b>2</b>	<b>1</b>	<b>3</b>	<b>0-0</b>	<b>0-0</b>	<b>0</b>	<b>0</b>

†AFC Divisional Playoff Game

#### 2013 DENVER (13-3)

#### TACKLES

Date	Opponent	P/S	UT	A	TT	S-Yds.	I-Yds.	PD	FF	FR
Sep 5	vs. Baltimore*	S	3	1	4	0-0	0-0	0	0	0
Sep 15	at N.Y. Giants*	S	1	2	3	0-0	0-0	0	0	0
Sep 23	vs. Oakland*	S	0	0	0	0-0	0-0	0	0	0
Sep 29	vs. Philadelphia*	S	2	0	2	1-6	0-0	0	0	0
Oct 6	at Dallas*	S	0	0	0	0-0	0-0	0	0	0
Oct 13	vs. Jacksonville*	S	1	1	2	0-0	0-0	0	0	0
Oct 20	at Indianapolis	S	0	0	0	0-0	0-0	0	0	0
Oct 27	vs. Washington*	S	1	1	2	1-9	0-0	0	0	1
Nov 10	at San Diego*	S	1	0	1	1-5	0-0	0	0	0
Nov 17	vs. Kansas City*	S	2	0	2	1-14	0-0	0	0	0
Nov 24	at New England	S	0	0	0	0-0	0-0	0	0	0
Games 12-16			INACTIVE							
<b>Regular Season Totals</b>			<b>11/11</b>	<b>11</b>	<b>5</b>	<b>16</b>	<b>4-34</b>	<b>0-0</b>	<b>0</b>	<b>1</b>
Jan 12	vs. San Diego†		INACTIVE							
			PLACED ON INJURED RESERVE ON JAN. 14							
<b>Postseason Totals</b>			<b>0/0</b>	<b>0</b>	<b>0</b>	<b>0</b>	<b>0-0</b>	<b>0-0</b>	<b>0</b>	<b>0</b>

†AFC Divisional Playoff Game

## OTHER PLAYERS WITH PRO EXPERIENCE



### JOHN BOYETT

20

**SAFETY**

**5-10 • 203 • 1ST YR. • OREGON**

**BORN:** Dec. 20, 1989, in Woodland, Calif.

**HIGH SCHOOL:** Napa (Calif.) High School

**ACQUIRED:** Practice Squad Signee, 2013



John Boyett is a first-year safety who joined the Broncos as a practice-squad signee on Nov. 19, 2013... Entered the NFL with Indianapolis as a sixth-round selection (192nd overall) in the 2013 NFL Draft from the University of Oregon... Appeared in 40 games (35 starts) for the Ducks and totaled 278 tackles (182 solo), 10 interceptions and 30 passes defended... Saw action in just one game as a senior in 2012 before suffering a season-ending injury... Earned second-team All-Pacific-12 honors as a junior in 2011 after leading the team with a career-best 108 tackles (67 solo) to go along with one interception and seven passes defended... Recorded 78 tackles (52 solo), five interceptions and 14 passes defended as a sophomore in 2010 to earn second-team All-America recognition from SI.com... Led the Ducks with 90 tackles (62 solo) as a redshirt freshman in 2009 while adding three interceptions and eight passes defended... Attended Napa (Calif.) High School, where he earned first-team all-state honors from CalHiSports.com after passing for 1,827 yards and 19 touchdowns while rushing for 1,527 yards and 20 scores... Majored in sociology at Oregon... John Boyett was born on Dec. 20, 1989.



### PAUL CORNICK

71

**OFFENSIVE TACKLE**

**6-6 • 310 • 1ST YR. • NORTH DAKOTA STATE**

**BORN:** March 15, 1989, in Orono, Minn.

**HIGH SCHOOL:** Orono (Minn.) High School

**ACQUIRED:** Practice Squad Signee, 2012



Paul Cornick is a first-year offensive tackle who competed on Denver's practice squad from 2012-13 after being signed to the unit on Dec. 10, 2012... Entered the NFL with the N.Y. Jets as a college free agent on July 12, 2012, and spent the first four weeks of his rookie season on the club's practice squad... Helped lead North Dakota State to its first Football Championship Series title as a senior in 2011 and earned consensus first-team All-America honors... Graded out to 96.5 percent at tackle and compiled 102 knockdown blocks while allowing just one sack and no quarterback hurries... Opened all 14 games as a junior in 2010, including a dozen starts at right guard, and garnered second-team All-Missouri Valley Football Conference recognition... Appeared in all 11 games (1 start) as a sophomore in 2009 after seeing action in eight contests during his 2008 redshirt freshman campaign... Played defensive line at Orono (Minn.) High School, where he was an all-conference pick and team Defensive MVP for the 7-4 Spartans as a senior... Collected 141 tackles, 16 sacks and three forced fumbles over his final two prep seasons... His father, Jim Cornick, played college baseball for Army (1970-73)... Paul Cornick was born on March 15, 1989.



### BEN GARLAND

63

**OFFENSIVE GUARD**

**6-5 • 308 • 1ST YR. • AIR FORCE**

**BORN:** April 6, 1988, in Grand Junction, Colo.

**HIGH SCHOOL:** Central High School, Grand Junction, Colo.

**ACQUIRED:** College Free Agent, 2010



Ben Garland is first-year offensive guard who originally entered the NFL with the Broncos as a college free agent on April 30, 2010... Competed with the Broncos during the 2010 preseason before spending 2010-11 on Denver's reserve/military list while fulfilling his obligations to the Air Force Academy... Competed as a defensive lineman on the club's practice squad in 2012 before making the switch to offensive guard... Totaled 115 tackles (52 solo), 11.5 sacks (66 yds.), three forced fumbles and two blocked kicks in 39 career games (34 starts) for the Air Force Falcons... Opened all 13 contests as a senior and totaled 45 tackles (21 solo) and 4.5 sacks (30 yds.) to earn second-team All-Mountain West Conference honors from the league coaches... Started all 13 games at nose guard as a junior and placed fourth on Air Force with 7.5 tackles for a loss (28 yds.) while adding 39 total stops and four sacks... Played all 13 games (8 starts) as a sophomore and finished second among the team's defensive linemen with 31 tackles (15 solo)... Played four games as a true freshman for the Falcons... Earned first-team all-state

honors in football as a senior at Central High School in Grand Junction, Colo., and played one year of basketball at the school... Sworn into the Colorado Air National Guard on May 31, 2012, where he currently works as a public affairs officer and was promoted to the rank of captain... Served as an element leader in Cadet Squadron 27 at Air Force and majored in systems engineering... Ben Garland was born on April 6, 1988, in Grand Junction, Colo.



## JERRELL HARRIS

52

LINEBACKER

6-3 • 242 • 1ST YR. • ALABAMA

BORN: July 8, 1989, in Gadsden, Ala.

HIGH SCHOOL: Gadsden (Ala.) City High School

ACQUIRED: Free Agent, 2014



Jerrell Harris is a first-year linebacker from the University of Alabama who joined the Broncos as a free agent on Jan. 22, 2014... Spent his rookie season in 2012 competing on practice squads with Jacksonville, New England and Oakland after entering the NFL with Atlanta as a college free agent on April 30, 2012... Competed with San Diego in the 2013 preseason before being waived during final roster cutdowns... Played 39 career games (10 starts) for the Crimson Tide and totaled 59 tackles (36 solo) to go along with 4.5 tackles for a loss... Appeared in 13 games (7 starts) as a senior in 2011 and tallied 29 defensive stops (17 solo), including 3.5 tackles for a loss... Started 3-of-10 games as a junior for the nation's fifth-ranked defense and contributed 27 tackles (17 solo)... Saw action in a combined 16 games during his first two collegiate seasons, including 10 contests as a true freshman in 2008... Attended Gadsden (Ala.) City High School, where he registered 145 tackles as a senior to earn Parade All-America recognition... Jerrell Harris was born on July 8, 1989.



## VINSTON PAINTER

70

OFFENSIVE TACKLE

6-6 • 309 • 1ST YR. • VIRGINIA TECH

BORN: Oct. 11, 1989, in Norfolk, Va.

HIGH SCHOOL: Maury High School, Norfolk, Va.

ACQUIRED: Draft #6 (173rd overall), 2013



Vinston Painter is a first-year offensive lineman from Virginia Tech who spent the majority of his rookie season in 2013 on Denver's practice squad before being elevated to the active roster for the club's final two postseason contests... Entered the NFL with Denver as a sixth-round (173rd overall) selection in the 2013 NFL Draft... Played 32 career games (13 starts) at Virginia Tech as one of the Hokies' most physically-gifted linemen... Opened all 13 games as a senior in 2012—his first year as a starter—and was recognized as an honorable mention All-Atlantic Coast Conference selection by the league's coaches... Competed at right guard during his redshirt freshman season in 2009 after working at defensive tackle during his redshirt season in 2008... Starred as a two-way player at Maury High School in Norfolk, Va., where he was named a first-team Group AAA all-state offensive tackle by the Associated Press in addition to a second-team all-district defensive tackle... Majored in apparel, housing and resource management (residential property management) at Virginia Tech... Vinston Eric Painter was born on Oct. 11, 1989, in Norfolk, Va.



## GERELL ROBINSON

89

TIGHT END

6-4 • 220 • 1ST YR. • ARIZONA STATE

BORN: Oct. 13, 1989, in Gary, Ind.

HIGH SCHOOL: Hamilton High School, Chandler, Ariz.

ACQUIRED: Free Agent, 2013



Gerrell Robinson is a first-year tight end from Arizona State University who spent the 2013 season on Denver's practice squad making the conversion from wide receiver to tight end... Competed on Arizona's practice squad as a rookie in 2012 after entering the NFL as a college free agent with Denver on April 28, 2012... Finished his collegiate career at Arizona State with 135 career receptions for 2,071 yards (15.3 avg.) and 12 touchdowns in 47 games (25 starts)... Teamed with Broncos quarterback Brock Osweiler as a senior to catch 77 passes for 1,397 yards (18.1 avg.) with seven touchdowns to set career highs... His 1,397 receiving yards marked the second-highest single-season total in school history and the 77 receptions tied him for third most in a single season by a Sun Devil... Saw action in 11 games as a junior (7 starts) and earned the Hard Hat Player Award for his work in the strength and conditioning program... Appeared in 12 games (5 starts) as a sophomore and posted with 26 catches for 261 yards (10.0 avg.)... Selected as a second-team All-USA pick by *USA Today* following his senior year at Hamilton High School in Chandler, Ariz.... Majored in justice studies at ASU... Gerrell Robinson was born on Oct. 13, 1989, in Gary, Ind.



## JERODIS WILLIAMS

**33**
**RUNNING BACK**
**5-10 • 203 • 1ST YR. • FURMAN**
**BORN:** March 30, 1991, in Milton, Fla.

**HIGH SCHOOL:** Prattville (Ala.) High School

**ACQUIRED:** Free Agent, 2014


Jerodis Williams is a first-year running back from Furman University who joined the Broncos as a free agent on Jan. 22, 2014... Entered the NFL with Minnesota as a college free agent on April 30, 2013, and competed with the Vikings during the preseason... Appeared in 44 games (33 starts) at Furman and rushed for 3,097 yards and 29 TDs to finish his career fifth on the school's all-time rushing list... Recognized as a two-time first-team All-Southern Conference performer and a 2012 consensus All-American as a return specialist... Had back-to-back 1,000-yard rushing seasons, totaling 1,170 his senior year and 1,055 his junior year... Named the College Football Performance Awards FCS Kickoff returner of the Year in 2012 after posting 16 returns for 574 yards (35.9 avg.) and two touchdowns... Attended powerhouse Prattville (Ala.) High School, where he was a member of three consecutive state championship teams that combined to post a 43-1 record... Earned a degree in information technology from Furman... Jerodis Cleophus Williams III was born on March 30, 1991, in Milton, Fla.



## GREG WILSON

**15**
**WIDE RECEIVER**
**6-0 • 185 • 1ST YR. • FORDHAM**
**BORN:** Sept. 14, 1990, in Danville, Calif.

**HIGH SCHOOL:** San Ramon Valley High School, Danville, Calif.

**ACQUIRED:** Free Agent, 2014


Greg Wilson is a first-year wide receiver from Fordham University who joined the Broncos as a practice-squad signee on Jan. 22, 2014... Spent two years at Fordham after transferring from Diablo Valley Community College, appearing in all 22 games (17 starts) and totaling 67 receptions for 1,084 yards (16.2 avg.) with eight touchdowns... Started all 11 games as a senior in 2012 and tallied a career-high 41 catches for 545 yards (13.3 avg.) with four scores... Posted 26 receptions for 539 yards (20.7 avg.) with four touchdowns in his first season with the Rams... Received first-team all-state and all-conference recognition at Diablo Valley C.C.... Attended San Ramon Valley High School in Danville, Calif., where he was a first-team All-Eastbay and All-Metro selection as a senior... Greg Wilson was born on Sept. 14, 1990.



## JOHN YOUBOTY


**90**
**DEFENSIVE END**
**6-4 • 258 • 1ST YR. • TEMPLE**
**BORN:** Feb. 25, 1990, in Philadelphia

**HIGH SCHOOL:** Klein High School, Houston

**ACQUIRED:** College Free Agent, 2013


John Youboty is a first-year defensive end from Temple University who is on the club's injured reserve list after receiving that designation on May 19, 2014... Spent his 2013 rookie season on the Broncos' practice squad after entering the NFL with the club as a college free agent on April 30, 2013... Started 18-of-24 career games played for the Owls after beginning his collegiate career at Marshall University... Opened all 11 games at defensive end as a senior in 2012 and earned second-team All-Big East Conference honors after finishing with a team-high five sacks (27 yds.) to go along with 42 tackles (28 solo), one pass defended and one forced fumble... Saw action in all 13 games (7 starts) as a defensive tackle in his first season at Temple in 2011 and contributed 18 tackles (10 solo), one sack (7 yds.), two passes defended and one fumble recovery... Pinched a nerve in the C3 vertebra during 2010 spring drills and missed the season due to injury before transferring to Temple... Appeared in all 13 games for Marshall in 2009 and totaled 13 tackles (4 solo), 2.5 sacks (13 yds.) and two passes defended... Attended Klein High School in Houston, where he collected 77 tackles and nine sacks as a senior to earn third-team all-state honors... Older brother, Ashton Youboty, played cornerback for six seasons in the NFL with Buffalo (2006-10) and Jacksonville (2011) after his collegiate career at Ohio State... Majored in history at Temple... John S. Youboty (pronounced you-BOAT-ee) was born on Feb. 25, 1990, in Philadelphia.









## BRADLEY ROBY

29

### CORNERBACK

5-11 • 194 • OHIO STATE

**BORN:** May 1, 1992, in Fort Worth, Texas

**HIGH SCHOOL:** Peachtree Ridge High School, Suwanee, Ga.

**DRAFTED:** First Round (31st overall)

**COLLEGE GAMES PLAYED/STARTED:** 37/37

**COLLEGE MAJOR:** Communications



### ROBY AT A GLANCE:

- A cornerback who started all 37 games played during his career at Ohio State University, totaling eight interceptions and 44 passes defended.
- Contributed five touchdowns during his career, including two from interception returns, two from blocked punts and one from a recovered fumble.
- Named a first-team All-Big Ten Conference selection in 2013 after recording 69 tackles (54 solo), three interceptions (120 yds.) and 16 passes defended for the Buckeyes.
- Led the nation with 19 passes defended as a first-team all-conference selection in 2012 and was the only player in the country to score touchdowns three different ways (INT, FR, BP).
- Received Ohio State's First Year Defensive Player Award after opening all 13 games as a redshirt freshman in 2011 tying for the team lead with three interceptions.
- Excelled as a three-way player (WR, CB, KR) at Peachtree Ridge High School in Suwanee, Ga., where he capped his prep career with All-Gwinnett County honors in 2009.
- Selected by the Broncos in the first round (31st overall) of the 2014 NFL Draft.



**2013:** Roby started all 12 games for Ohio State and earned first-team All-Big Ten Conference accolades for the second-consecutive season... Posted 69 tackles (54 solo), three interceptions and 16 passes defended while contributing two touchdowns (INT, BP)... Placed fifth on the school's all-time single-season list with 120 interception return yards... Recorded a career-high 10 tackles (all solo) vs. Indiana (11/23).

**2012:** Roby opened all 12 games for the undefeated Buckeyes and was named a second-team All-America selection in addition to a first-team all-conference pick... Led the nation and tied a school record with 19 passes defended while being tabbed as a Jim Thorpe Award semifinalist... Finished his sophomore season as the only player in the country to score touchdowns three different ways (INT, FR, BP)... Ranked third on the team with 63 tackles (41 solo).

**2011:** Roby started all 13 games as a redshirt freshman and earned the Buckeyes' First Year Defensive Player Award after tying for the team lead with three interceptions (57 yds.)... Added 47 tackles (37 solo) and nine passes defended.

**2010:** Roby redshirted as a true freshman at Ohio State.

**HIGH SCHOOL:** Roby starred as a cornerback, wide receiver and kick returner at Peachtree Ridge High School in Suwanee, Ga., where he was a four-time scholar athlete... Received All-Gwinnett County accolades following his senior year in 2009 after leading his team to the state quarterfinals.

**PERSONAL:** Roby majored in communications at Ohio State... The son of Betty and James, Bradley Roby was born on May 1, 1992, in Fort Worth, Texas.

### ROBY'S COLLEGIATE RECORD — OHIO STATE

Year	School	G	S	UT	A	TT	S-Yds.	I-Yds.	PD	FF	FR	TD-Int.	TD-FR	S	Pts.
2010	Ohio State														
2011	Ohio State	13	13	37	10	47	0-0	3-57	9	0	0	0	0	0	0
2012	Ohio State	12	12	41	22	63	1-11	2-29	19	0	1	1	1	0	12
2013	Ohio State	12	12	54	15	69	0-0	3-120	16	0	0	1	0	0	6
<b>CAREER TOTALS</b>		<b>37</b>	<b>37</b>	<b>132</b>	<b>47</b>	<b>179</b>	<b>1-11</b>	<b>8-226</b>	<b>44</b>	<b>1</b>	<b>0</b>	<b>2</b>	<b>1</b>	<b>0</b>	<b>18</b>

**ADDITIONAL STATISTICS:** Blocked kicks — 2012 (4), 2013 (2), TOTAL (3). Special teams touchdowns — 2012 (BP-TD), 2013 (BP-TD), TOTAL (2). Kickoff returns — 2012 (3 for 61 yds., 20.3 avg., 26 LG), 2013 (1 for 0 yds.), TOTAL (4 for 61 yds., 15.3 avg., 26 LG).



## CODY LATIMER

14

WIDE RECEIVER

6-2 • 215 • INDIANA

**BORN:** Oct. 10, 1992, in Dayton, Ohio

**HIGH SCHOOL:** Jefferson Township High School, Dayton, Ohio

**DRAFTED:** Second Round (56th overall)

**COLLEGE GAMES PLAYED/STARTED:** 32/24

**COLLEGE MAJOR:** General Studies



### LATIMER AT A GLANCE:

- A wide receiver who opened 24-of-32 games at Indiana University and finished his collegiate career ranked seventh in school history in receptions (135) and yards (2,042).
- Made at least one catch in every game played for Indiana, tying for the fourth most 100-yard receiving games (7) by a Hoosier.
- Named Indiana's Most Valuable Player as a junior in 2013 and received second-team All-Big Ten Conference recognition after posting 72 receptions for 1,096 yards (15.2 avg.) with nine touchdowns.
- Selected as ESPN's All-America Player of the Week after catching 11 catches for 189 yards (17.2 avg.) with three touchdowns in a 52-35 win vs. Illinois (11/9/13).
- Earned second-team all-conference recognition as a sophomore in 2012 after leading the Hoosiers with 805 yards and six touchdowns on 52 receptions (15.8 avg.).
- Played wide receiver and defensive back at Jefferson Township High School in Dayton, Ohio, where he totaled 18 touchdowns as a senior to earn first-team all-conference accolades.
- Selected by the Broncos in the second round (56th overall) of the 2014 NFL Draft.



**2013:** Latimer started all 12 games for Indiana and led the team with 72 receptions for 1,096 yards (15.2 avg.) with nine touchdowns... Named a second-team All-Big Ten Conference selection for the second consecutive season and was recognized as Indiana's Anthony Thompson Most Valuable Player... Recorded five 100-yard receiving games and caught at least three passes in all but one contest... Led the Hoosiers in catches seven times and paced the team in receiving yards five times... Posted eight special-teams tackles... Tabbed as ESPN's All-America Player of the Week after catching 11 catches for 189 yards (17.2 avg.) with three touchdowns in a 52-35 win vs. Illinois (11/9/13).

**2012:** Latimer opened 10-of-12 games for the Hoosiers and led the team with 805 yards and six touchdowns on 52 catches (15.8 avg.) to earn second-team all-conference honors... Collected seven catches for 113 yards (16.1 avg.) with three touchdowns vs. Iowa (11/3/12) and was named co-Big Ten Offensive Player of the Week.

**2011:** Latimer appeared in eight games (2 starts) for Indiana as a true freshman and contributed 12 receptions for 141 yards (11.8 avg.) with two touchdowns... Scored his first collegiate touchdown on a 44-yard catch at North Texas (9/24/11).

**HIGH SCHOOL:** Latimer competed at wide receiver and defensive back at Jefferson Township High School in Dayton, Ohio, where he was named a first-team all-conference selection following his senior season... Scored 12 offensive touchdowns, one defensive touchdown and five special-teams touchdowns during his final prep campaign.

**PERSONAL:** Latimer majored in general studies at Indiana... His late father, Colby Latimer, was a member of the Bowling Green football team in 1986... Cody Derek Latimer was born on Oct. 10, 1992, in Dayton, Ohio.

### LATIMER'S COLLEGIATE RECORD — INDIANA

Year	School	RECEIVING						SCORING				2pt.	Pts.
		G	S	No.	Yds.	Avg.	LG	TD	TD	TDr	TDp		
2011	Indiana	8	2	12	141	11.8	44	2	2	0	2	0	12
2012	Indiana	12	10	51	805	15.8	70	6	6	0	6	0	36
2013	Indiana	12	12	72	1,096	15.2	77	9	9	0	9	0	54
<b>CAREER TOTALS</b>		<b>32</b>	<b>24</b>	<b>135</b>	<b>2,042</b>	<b>15.1</b>	<b>77</b>	<b>17</b>	<b>17</b>	<b>0</b>	<b>17</b>	<b>0</b>	<b>102</b>

**ADDITIONAL STATISTICS:** Rushing — 2011 (2 for 3 yds., 1.5 avg., 5 LG). Special teams tackles — 2011 (1), 2012 (1), 2013 (8), TOTAL (10).



# MICHAEL SCHOFIELD

79

## OFFENSIVE LINEMAN

6-6 • 301 • MICHIGAN

**BORN:** Nov. 15, 1990, in Orland Park, Ill.

**HIGH SCHOOL:** Carl Sandburgh High School, Orland Park, Ill.

**DRAFTED:** Third Round (95th overall)

**COLLEGE GAMES PLAYED/STARTED:** 52/36

**COLLEGE MAJOR:** Physical Education



### SCHOFIELD AT A GLANCE:

- An offensive lineman who appeared in all 52 possible games during his career at the University of Michigan, making 26 starts at right tackle and opening another 10 contests at left guard.
- Delivered 31 touchdown-resulting blocks for the Wolverines' rushing attack during his three seasons (2011-13) as a starter along the offensive line.
- Received second-team All-Big Ten Conference recognition from the *NFL Draft Report* in 2013 after starting all 13 games for Michigan and helping the team rank second in the league with just 17 sacks allowed on the season.
- Opened 10-of-13 games at left guard during his sophomore season and blocked for a rushing offense that ranked second in the Big Ten (13th in the nation) with 221.9 yards per game and featured a pair of 1,000-yard rushers (Dennard Robinson and Fitzgerald Toussaint).
- Named Most Valuable Player following his senior year at Carl Sandburgh High School in Orland Park, Ill., where he allowed zero sacks as an offensive tackle and led the team with 83 tackles as a defensive lineman.
- Selected by the Broncos in the third round (95th overall) of the 2014 NFL Draft.



**2013:** Schofield started all 13 games for Michigan at right tackle and helped the Wolverines rank second in the Big Ten Conference with just 17 sacks allowed on the season... Earned second-team all-conference recognition from the *NFL Draft Report* after posting 67 knockdowns and 10 touchdown-resulting blocks.

**2012:** Schofield opened all 13 games at right tackle for the Wolverines and tallied 84 knockdowns to go along with 11 touchdown-resulting blocks... Helped Michigan total 4,980 yards of total offense, including 2,389 yards on the ground.

**2011:** Schofield started 10-of-13 games at left guard for the Sugar Bowl-champion Wolverines... Blocked for a rushing offense that ranked second in the Big Ten (13th in the nation) with 221.9 yards per game and featured a pair of 1,000-yard rushers (Dennard Robinson and Fitzgerald Toussaint).

**2010:** Schofield appeared in all 13 games for Michigan as a redshirt freshman... Saw playing time as a reserve offense lineman and on special teams.

**2009:** Schofield redshirted as a true freshman at Michigan.

**HIGH SCHOOL:** Schofield attended Carl Sandburgh High School in Orland Park, Ill., where he was a three-year starter at offensive tackle... Allowed zero sacks as a senior team captain and was named the offense's most valuable player while also pacing the defense with 83 tackles.

**PERSONAL:** Schofield, who majored in physical education at Michigan, was the recipient of the school's Athletic Achievement Award during his redshirt season in 2009... Last name is pronounced SKO-field... Michael Ross Schofield III was born on Nov. 15, 1990, in Orland Park, Ill.

### SCHOFIELD'S COLLEGIATE RECORD — MICHIGAN

Year	School	G	S
2009	Michigan	REDSHIRTED	
2010	Michigan	13	0
2011	Michigan	13	10
2012	Michigan	13	13
2013	Michigan	13	13
<b>CAREER TOTALS</b>		<b>52</b>	<b>36</b>



## LAMIN BARROW

57

### LINEBACKER

6-1 • 237 • LOUISIANA STATE

**BORN:** Nov. 29, 1990, in Marrero, La.

**HIGH SCHOOL:** John Ehret High School, Monroe, La.

**DRAFTED:** Fifth Round (156th overall)

**COLLEGE GAMES PLAYED/STARTED:** 51/28

**COLLEGE MAJOR:** General Studies



### BARROW AT A GLANCE:

- A linebacker who appeared in 51 games (28 starts) during his four-year playing career at Louisiana State University, totaling 230 tackles (87 solo), 1.5 sacks (9 yds.), seven passes defended, one forced fumble and four fumble recoveries.
- Opened all 26 games for the Tigers during his final two seasons as the school's starting weakside linebacker and tallied a team-high 195 tackles during that stretch.
- Named a second-team All-Southeastern Conference selection following his final collegiate campaign after collecting 91 defensive stops and posting three games with double-digit tackle totals.
- Issued No. 18 jersey prior to his senior season in 2013 as a tribute to him being the consummate LSU Tiger.
- Selected as the District 8-5A Most Valuable Player and earned first-team Class 5A All-State recognition as a senior at John Ehret High School in Monroe, La., after totaling 71 tackles, two interceptions, five forced fumbles and four fumble recoveries.
- Selected by the Broncos in the fifth round (156th overall) of the 2014 NFL Draft.



**2013:** Barrow opened all 13 games at weakside linebacker for the second consecutive season and earned second-team All-Southeastern Conference honors after leading LSU with 91 tackles (23 solo) to go along with 1.5 sacks (9 yds.), two passes defended and one fumble recovery... Voted as the LSU player to wear the traditional No. 18 jersey representing an individual that leads on and off the field and embodies what it means to be a Tiger... Produced three double-digit tackle outputs, including a career-best 13 defensive stops vs. Florida (10/12).

**2012:** Barrow started all 13 games for the Tigers at weakside linebacker and ranked second on the team with a career-best 104 tackles (52 solo) in addition to five passes defended, one forced fumble and two fumble recoveries... Named a second-team all-conference performer by *The NFL Draft Report* after helping LSU rank eighth in the nation in total defense (307.6 ypg)... Tallied four games with double-digit tackle totals.

**2011:** Barrow appeared in all 13 games (1 start) and recorded 17 tackles (4 solo) for the Tigers... Collected a season-best six defensive stops vs. Western Kentucky (11/12).

**2010:** Barrow saw action in 12 games (1 start) for LSU and finished his initial campaign with 18 tackles (8 solo) and one fumble recovery... Earned his first career start at weakside linebacker in the Tigers' season opener vs. North Carolina (9/4).

**HIGH SCHOOL:** Barrow attended John Ehret High School in Monroe, La., where he was named District 8-5A Most Valuable Player and earned first-team Class 5A all-state recognition as a senior after posting 71 tackles, two interceptions, five forced fumbles and four fumble recoveries... Selected to the Louisiana Top 40 by *SuperPrep* and was named to the Blue-Chip list by the *New Orleans Times-Picayune*.

**PERSONAL:** Barrow majored in general studies at Louisiana State... First name is pronounced la-MEAN... Lamin Samboujang Barrow, who is of Ethiopian descent, was born on Nov. 29, 1990.

### BARROW'S COLLEGIATE RECORD — LOUISIANA STATE

Year	School	G	S	UT	A	TT	S-Yds.	I-Yds.	PD	FF	FR	TD-Int.	TD-FR	S	Pts.
2009	Louisiana State						REDSHIRTED								
2010	Louisiana State	12	1	8	10	18	0-0	0-0	0	0	1	0	0	0	0
2011	Louisiana State	13	1	4	13	17	0-0	0-0	0	0	0	0	0	0	0
2012	Louisiana State	13	13	52	52	104	0-0	0-0	5	1	2	0	0	0	0
2013	Louisiana State	13	13	23	68	91	1.5-9	0-0	2	0	1	0	0	0	0
<b>CAREER TOTALS</b>		<b>51</b>	<b>28</b>	<b>87</b>	<b>143</b>	<b>230</b>	<b>1.5-9</b>	<b>0-0</b>	<b>7</b>	<b>1</b>	<b>4</b>	<b>0</b>	<b>0</b>	<b>0</b>	<b>0</b>



## MATT PARADIS

61

### OFFENSIVE LINEMAN

6-3 • 300 • BOISE STATE

**BORN:** Oct. 12, 1990, in Council, Idaho

**HIGH SCHOOL:** Council (Idaho) High School

**DRAFTED:** Sixth Round (207th overall)

**COLLEGE GAMES PLAYED/STARTED:** 35/27

**COLLEGE MAJOR:** Business Economics



### PARADIS AT A GLANCE:

- An offensive lineman who played 35 career games (27 starts) at Boise State University after working his way up from a walk-on defensive lineman and a participant in 8-man high school football.
- Started his final 26 games at center for the Broncos, earning All-Mountain West Conference accolades after his junior (first team) and senior (second team) campaigns.
- Named a six-time game captain for Boise State and was part of an offensive line that consistently ranked among the nation's best in sacks allowed.
- Switched to offensive line as a redshirt junior in 2010 after walking on as a defensive lineman in 2009 and earning the school's Defensive Scout Player of the Year award.
- Played 8-man football at Council (Idaho) High School, where he was selected as the 1A Idaho High School Player of the Year in 2008.
- Selected by the Broncos in the sixth round (207th overall) of the 2014 NFL Draft.



**2013:** Paradis was named a second-team All-Mountain West Conference selection after starting all 13 games at center for Boise State and helping the offense rank ninth nationally in red zone efficiency (.906), 16th in scoring (38.8 ppg) and 24th in total yards (470.8 per game)... Selected as Boise State's Outstanding Offensive Lineman and was named a game captain in four contests.

**2012:** Paradis opened all 13 games at center for the Broncos and earned first-team all-conference recognition while contributing to a unit that ranked sixth in the nation in sacks allowed (0.77 per game)... Named a game captain on two occasions.

**2011:** Paradis appeared in eight games (1 start) for Boise State as the Broncos ranked first in the country in sacks allowed (0.62 per game)... Earned his first career start at center vs. Tulsa (9/24).

**2010:** Paradis made the transition from defense to offense and appeared in one game for the Broncos... Made his collegiate debut vs. Toledo (10/9).

**2009:** Paradis redshirted as a true freshman at Boise State and was named the team's Defensive Scout Player of the Year after walking on to the squad.

**HIGH SCHOOL:** Paradis was named the 1A Idaho High School Player of the Year in 2008 while playing 8-man football for Council (Idaho) High School... Received first-team all-state recognition on both offense and defense as a junior in 2007.

**PERSONAL:** Paradis majored in business economics at Boise State... Named to the National Football Foundation's Hampshire Honor Society in 2013 and was a member of the Academic All-Mountain West Team... Last name is pronounced PARE-ud-diss... Matt Paradis was born on Oct. 12, 1990.

### PARADIS' COLLEGIATE RECORD — BOISE STATE

Year	School	G	S
2009	Boise State	REDSHIRTED	
2010	Boise State	1	0
2011	Boise State	8	1
2012	Boise State	13	13
2013	Boise State	13	13
<b>CAREER TOTALS</b>		<b>35</b>	<b>27</b>



# COREY NELSON

47

LINEBACKER



6-1 • 226 • OKLAHOMA

BORN: April 22, 1992, in Dallas

HIGH SCHOOL: Skyline High School, Dallas

DRAFTED: Seventh Round (242nd overall)

COLLEGE GAMES PLAYED/STARTED: 45/27

COLLEGE MAJOR: Communication

## NELSON AT A GLANCE:

- A linebacker who played 45 games (27 starts) for the University of Oklahoma and finished his collegiate career with 154 tackles (76 solo), 7.5 sacks (43 yds.), one interception (24 yds.), 11 passes defended and one fumble recovery.
- Started 27 of his final 31 contests for the Sooners, including all five games played as a senior in 2013 before suffering a season-ending pectoral injury.
- Ranked second among linebackers and sixth on the team with 47 tackles (23 solo) as a junior in 2012.
- Received honorable mention All-Big 12 Conference recognition following his sophomore campaign in which he totaled a career-best 59 tackles (29 solo) to go along with four passes defended and one fumble recovery.
- Appeared in all 14 games for the Sooners as a true freshman in 2010, contributing 21 tackles (11 solo) on defense and a blocked punt on special teams.
- Attended Skyline High School in Dallas, where he was named 5A Defensive Player of the Year by the Associated Press and a first-team All-American by MaxPreps.com following his senior year.
- Selected by the Broncos in the seventh round (242nd overall) of the 2014 NFL Draft.



**2013:** Nelson started all five games played for the University of Oklahoma and totaled 27 tackles (13 solo), one sack (1 yd.), one interception (24 yds.) and five passes defended before missing the rest of the season with a pectoral injury... Recorded the first interception of his career at Notre Dame (9/28) and returned it 24 yards for a touchdown in Oklahoma's 35-21 win... Led all Sooners with 45 career games played and ranked first on the team with his 27 tackles on the season when he suffered a partially torn pectoral muscle at TCU (10/5) and missed the remainder of his senior campaign.

**2012:** Nelson started 11-of-13 games for Oklahoma, finishing second among linebackers and sixth on the team with 47 defensive stops (23 solo) to go along with one sack (8 yds.) and two passes defended... Matched a career high with nine tackles vs. Notre Dame (10/27).

**2011:** Nelson was named an honorable mention All-Big 12 Conference selection as a sophomore after appearing in all 13 games (11 starts) and totaling a career-high 59 tackles (29 solo) in addition to 5.5 sacks (34 yds.), four passes defended and one fumble recovery... Ranked second in school history by a linebacker with his 5.5 quarterback takedowns... Posted a career-best three sacks at Kansas (10/8).

**2010:** Nelson played all 14 games for the Sooners as a true freshman and contributed 21 tackles (11 solo) on defense as well as a blocked punt on special teams.

**HIGH SCHOOL:** Nelson was named 5A Defensive Player of the Year by the Associated Press and a first-team All-American by MaxPreps.com after his senior year at Skyline High School in Dallas, where he collected 133 tackles and nine sacks while blocking five field goals... Selected as an all-state defensive end as a sophomore.

**PERSONAL:** Nelson majored in communication at Oklahoma and was selected to the Academic All-Big 12 Teams in 2011 (first team) and 2012 (second team)... Corey Nelson was born on April 22, 1992, in Dallas.

## NELSON'S COLLEGIATE RECORD — OKLAHOMA

Year	School	G	S	UT	A	TT	S-Yds.	I-Yds.	PD	FF	FR	TD-Int.	TD-FR	S	Pts.
2010	Oklahoma	14	0	11	10	21	0-0	0-0	0	0	0	0	0	0	0
2011	Oklahoma	13	11	29	30	59	5.5-34	0-0	4	0	1	0	0	0	0
2012	Oklahoma	13	11	23	24	47	1-8	0-0	2	0	0	0	0	0	0
2013	Oklahoma	5	5	13	14	27	1-1	1-24	5	0	0	1	0	0	6
<b>CAREER TOTALS</b>		<b>45</b>	<b>27</b>	<b>76</b>	<b>78</b>	<b>154</b>	<b>7.5-43</b>	<b>1-24</b>	<b>11</b>	<b>0</b>	<b>1</b>	<b>1</b>	<b>0</b>	<b>0</b>	<b>6</b>

**ADDITIONAL STATISTICS:** Blocked a punt at Texas A&M (11/6/10).



## COLLEGE FREE AGENTS

### 69 KENNY ANUNIKE 6-5 • 260 • DUKE

DEFENSIVE END

Kenny Anunike is a rookie defensive end from Duke University who joined the Broncos as a college free agent on May 12, 2014... Played 54 career games (29 starts) for the Blue Devils and totaled 148 tackles (50 solo), 15 sacks (96 yds.), two passes defended and four forced fumbles... Opened all 14 games as a senior and collected 67 tackles (22 solo), six sacks (44 yds.), two passes defended, one forced fumble and one blocked kick to earn second-team All-Atlantic Coast Conference honors... Named ACC Defensive Lineman of the Week after totaling a career-best 11 tackles vs. N.C. State (11/9)... Started 11-of-12 games as a junior in 2012 and recorded 44 tackles (16 solo), six sacks (40 yds.) and one forced fumble to receive honorable mention All-ACC recognition... Played four games (3 starts) in 2011 before suffering a season-ending knee injury and receiving a medical hardship waiver from the NCAA... Saw action in all 12 games (1 start) as a sophomore in 2012 and tallied 23 defensive stops (6 solo) and one forced fumble... Played all 12 games as a reserve tight end for the Blue Devils during his redshirt freshman season in 2009... Attended Olentangy High School in Lewis Center, Ohio, where he was a first-team all-conference and honorable mention all-state selection as a senior... Graduated from Duke in 2012 with a degree in biological anthropology and anatomy... Kenny Anunike was born on May 22, 1990.

### 48 SHAQUIL BARRETT 6-2 • 250 • COLORADO STATE

LINEBACKER

Shaquil Barrett is a rookie linebacker from Colorado State University who joined the Broncos as a college free agent on May 16, 2014... Played three seasons (2011-13) for the Rams after transferring from the University of Nebraska-Omaha, which dropped its football program... Started 35-of-38 games for CSU and totaled 246 tackles (116 solo), 18 sacks (119 yds.), 32.5 tackles for a loss (149 yds.), three interceptions (101 yds.), six passes defended, seven forced fumbles, four fumble recoveries and three blocked kicks... Named Mountain West Conference Defensive Player of the Year as a senior in 2013 after ranking fifth in the nation with 12 sacks (77 yds.) and 20.5 tackles for a loss (98 yds.)... Ranked third on the team with 80 tackles (38 solo) and added one interception, four forced fumbles, two fumble recoveries and three blocked kicks... Received honorable mention all-conference recognition as a junior in 2012 after starting 10-of-12 games and finishing fifth on the Rams with 67 tackles (33 solo) in addition to recording 3.5 sacks (28 yds.), one interception (49 yds.), two forced fumbles and one fumble recovery... Played all 12 games (11 starts) as a sophomore at CSU and collected a team-high 99 tackles (45 solo) to go along with 2.5 sacks (14 yds.), one interception (52 yds.), three passes defended, one forced fumble and two fumble recoveries... Spent his freshman year at Nebraska-Omaha, where he opened 10-of-11 games played in 2010 and posted 82 tackles (51 solo), 8.5 sacks, three forced fumbles and four blocked kicks... Attended Boys Town (Neb.) High School, where he was an all-state defensive lineman... Shaquil Akeem Barrett was born on Nov. 17, 1992, in Baltimore, Md.

### 35 KAPRI BIBBS 5-11 • 203 • COLORADO STATE

RUNNING BACK

Kapri Bibbs is a rookie running back from Colorado State University who joined the Broncos as a college free agent on May 16, 2014... Played one season for the Rams after two seasons in the junior college ranks... Appeared in all 14 games for the Rams as a junior in 2013 and was named a first-team All-Mountain West Conference selection in addition to receiving second-team All-America honors from the Walter Camp Football Foundation... Ranked sixth in the nation with 1,741 rushing yards and tied for No. 1 in the country with 31 touchdowns on 281 attempts (6.2 avg.)... Set a CSU single-game rushing mark with 312 yards vs. Nevada (11/9)... Scored six touchdowns at New Mexico (11/16) to set conference and school single-game records... Spent the Fall of 2012 taking classes at Front Range Community College in Ft. Collins, Colo., before transferring to CSU... Played his freshman season at Snow College in Ephraim, Utah, where he appeared in 11 games and rushed for 425 yards and six touchdowns on 74 attempts (5.6 avg.)... Attended Plainfield (Ill.) North High School, where he set 26 school records, was a two-time Prairie League MVP and capped his prep career by earning Chicago Offensive Player of the Year honors from ESPNChicago.com (300 att., 2,654 yds., 38 TDs)... Established state records with 520 rushing yards and seven touchdowns in a 2010 game... Majored in ethnic studies at Colorado State... First name is pronounced kuh-PREE... Kapri Lashaw Bibbs was born on Jan. 10, 1993, in Colorado Springs, Colo.

### 19 ISAIAH BURSE 5-10 • 187 • FRESNO STATE

WIDE RECEIVER

Isaiah Burse is a rookie wide receiver from Fresno State University who joined the Broncos as a college free agent on May 12, 2014... Saw action in all 52 possible games (25 starts) for the Bulldogs and totaled 209 receptions for 2,503 yards (12.0 avg.) with 15 touchdowns on offense in addition to 126 kickoff returns for 2,835 yards (22.5 avg.) and 29 punt returns for 344 yards (11.9 avg.) with two touchdowns... Added four rushing touchdowns and one passing score while compiling a school-record 5,873 all-purpose yards during his collegiate career... Named

an honorable mention All-Mountain West Conference selection as a senior in 2013 after opening all 13 games and catching 99 passes for 1,026 yards (10.6 avg.) with six touchdowns... Earned second-team all-conference recognition as a punt return specialist with 21 returns for 262 yards (12.5 avg.) with two scores... Started 11-of-13 games for Fresno State as a junior and recorded 57 catches for 851 yards (14.9 avg.) with six touchdowns... Played all 13 games (1 start) as a sophomore in 2011 and set an NCAA FBS record for kickoff returns (75) and yards (1,606)... Added 40 receptions for 436 yards (10.9 avg.) and one touchdown on offense... Saw action in all 13 games as a true freshman in 2010 and finished fourth on the Bulldogs with 969 all-purpose yards (578 KR, 190 rec., 71 rush)... Attended Modesto (Calif.) Christian High School, where he completed 363-of-637 passes for 6,890 yards and 87 scores and rushed 545 times for 4,003 yards (7.3 avg.) during his prep career... Played on both sides of the ball as a senior and led his team to a 15-0 record and the CIF Small School State Championship... Majored in criminology corrections at Fresno State... Isaiah Burse was born on Dec. 8, 1991.

## 34 BRENNAN CLAY

5-11 • 201 • OKLAHOMA

RUNNING BACK

Brennan Clay is a rookie running back from the University of Oklahoma who joined the Broncos as a college free agent on May 12, 2014... Saw action in 46 career games (18 starts) for the Sooners and totaled 379 carries for 1,913 yards (5.0 avg) with 13 touchdowns to go along with 52 receptions for 316 yards (6.1 avg.) and one score... Named a third-team All-Big 12 Conference selection by Phil Steele as a senior in 2013 after opening 11-of-13 games and producing a personal-best 957 rushing yards and six touchdowns on 175 carries (5.5 avg.)... Rushed for a career-high 200 yards and two scores on 31 attempts (6.5 avg.) at Kansas State (11/23)... Played all 13 games (1 start) as a junior in 2013 and rushed 93 times for 555 yards (6.0 avg.) with six touchdowns... Started 6-of-11 games as a sophomore in 2011 and ranked third on the team with 274 yards rushing and one touchdown on 75 carries (3.7 avg.)... Appeared in nine games as a freshman in 2010 and totaled 36 carries for 127 yards (3.5 avg.) and three catches for 13 yards (4.3 avg.)... Attended Scripps Ranch High School in San Diego, where he finished his prep career with 626 offensive touches for 6,433 yards and 70 touchdowns... Became the first player in California history to gain 1,000 yards each rushing and receiving in the same season during his junior campaign in 2008... Majored in communication at Oklahoma... Brennan Clay was born on Dec. 20, 1991.

## 16 BENNIE FOWLER

6-1 • 212 • MICHIGAN STATE

WIDE RECEIVER

Bennie Fowler is a rookie wide receiver from Michigan State University who joined the Broncos as a college free agent on May 12, 2014... Appeared in 44 games (15 starts) for the Spartans and recorded 93 catches for 1,341 yards (14.4 avg.) with 11 touchdowns in addition to 16 rushes for 102 yards (6.4 avg.) and one score... Added 15 kickoff returns for 336 yards (22.4 avg.)... Led the team in receiving yards (622) and receiving touchdowns (6) on 36 catches (17.3 avg.) as a senior in 2013 while producing a score or a first down on 26 of his grabs... Paced the Spartans with 524 receiving yards and added four touchdowns on a career-high 41 catches as a junior in 2012... Posted a personal-best 101 receiving yards on seven catches (14.4 avg.) vs. Minnesota (11/24)... Played just five games due to a foot injury in 2011 and caught two passes for 20 yards... Recovered a blocked punt in the end zone for a touchdown in Michigan State's win vs. No. 4 Wisconsin (10/22)... Appeared in all 13 games as a redshirt freshman in 2010 and finished sixth on the team with 573 all-purpose yards (336 KR, 175 rec., 62 rush)... Attended Detroit Country Day School in Beverly Hills, Mich., where he was named an honorable mention all-state selection by the Associated Press as an all-purpose player as a senior (1,478 yards and 15 TDs)... Majored in economics at Michigan State... Bennie Fowler was born on June 10, 1991.

## 87 GREG HARDIN

5-11 • 177 • NORTH DAKOTA

WIDE RECEIVER

Greg Hardin is a rookie wide receiver from the University of North Dakota who joined the Broncos as a college free agent on May 19, 2014... Started 39-of-42 games played for the Fighting Sioux and totaled 221 career receptions for 3,583 yards (16.2 avg.) with 32 touchdowns in addition to 18 rushes for 109 yards (6.1 avg.) and one score... Opened all 11 games as a senior in 2013 and posted career highs in catches (67) and receiving yards (1,153) to go along with five touchdowns to earn first-team All-Big Sky Conference recognition for the second consecutive season... Named the College Football Performance Awards FCS Elite Wide Receiver of the Year in 2012 after recording 65 receptions for 1,145 yards (17.6 avg.) with a school record-tying 14 touchdowns... Earned first-team All-Great West Conference accolades as a sophomore in 2011 after posting 43 receptions for 549 yards (12.8 avg.) with three touchdowns in nine starts before suffering a season-ending injury... Named a second-team all-conference pick as a redshirt freshman in 2012 after contributing 41 catches for 736 yards (18.0 avg.) with nine touchdowns for North Dakota... Attended Bellevue (Neb.) West High School, where he was named an All-Nebraska selection as a senior by the *Omaha World Herald*... Majored in marketing at North Dakota... Greg Hardin was born on Sept. 4, 1990.

**62 GREG LATTA**  
6-5 • 260 • PURDUE

DEFENSIVE END

Greg Latta is a rookie defensive end from Purdue University who joined the Broncos as a college free agent on May 12, 2014... Played two seasons for the Boilermakers after first taking up football at College of the Desert in Palm Desert, Calif.... Started all 12 games as a senior for Purdue in 2013 and totaled 32 tackles (18 solo), one sack (9 yds.), two passes defended and one forced fumble... Appeared in 13 games as a reserve for Purdue in his first season with the school in 2012 and contributed 12 tackles (8 solo), one sack and one pass defended... Played his first season of organized football as a freshman tight end at College of the Desert in 2010 before switching to defense as a sophomore and totaling nine tackles in seven games... Lettered four times in basketball for La Quinta (Calif.) High School and was named an all-league selection on the hardwood following his sophomore and junior seasons... Majored in kinesiology/exercise science at Purdue... Gregory Kilohana Latta was born on Dec. 27, 1991.

**9 BRYN RENNER**  
6-3 • 225 • NORTH CAROLINA

QUARTERBACK

Bryn Renner is a rookie quarterback from the University of North Carolina who joined the Broncos as a college free agent on May 12, 2014... Appeared in 36 games (28 starts) for the Tar Heels and completed 668-of-1,005 passes (66.5%) for 8,221 yards with 64 touchdowns and 25 interceptions (151.2 rtg.)... Produced the top two single-season touchdown totals in school history (28 in 2012; 26 in 2011) and registered the most career 300-yard passing games (10) in North Carolina annals... Added 373 yards rushing and four touchdowns on the ground... Finished his senior campaign completing 152-of-231 passes (65.8%) for 1,765 yards with 10 touchdowns and five interceptions in eight starts before undergoing season-ending shoulder surgery... Named an honorable mention All-Atlantic Coast Conference selection following his junior season in which he completed 276-of-422 passes (65.4%) for 3,356 yards and a school-record 28 touchdowns with just seven interceptions (150.8 rtg.)... Opened all 13 games for the Tar Heels in 2011 and completed 239-of-350 passes (68.3%) for 3,086 yards with 26 touchdowns and 13 interceptions... Ranked first in the ACC and 10th in the nation with a 159.4 pass efficiency rating... Saw action in three games as a reserve during his redshirt freshman season in 2010... Led West Springfield (Va.) High School to consecutive Virginia AAA Patriots District titles during his final two prep seasons and capped his career by throwing for 3,123 yards and 35 touchdowns as a senior to earn 2008 Area Player of the Year honors from *The Washington Post*... Double majored in communication studies and sociology at North Carolina... His father, Bill Renner, was a punter for the Green Bay Packers, appearing in six career games from 1986-87... Bryn Renner was born on Jan. 22, 1990.

**67 ASLAM STERLING**  
6-5 • 315 • KANSAS

OFFENSIVE TACKLE

Aslam Sterling is a rookie offensive tackle from the University of Kansas who joined the Broncos as a college free agent on May 16, 2014... Started 20-of-24 games played for the Jayhawks after transferring from Nassau Community College in Garden City, N.Y.... Opened all 12 games as a senior for Kansas in 2013 and helped pave the way for running back James Sims to record his second consecutive 1,000-yard rushing season... Saw action in 12 games (8 starts) as a junior in his first season at Kansas in 2012... Played left tackle at Nassau and started all 21 games played during his first two collegiate seasons... Received first-team All-Northeast Football Conference honors following both of his campaigns while helping lead the school to a combined 19-2 record... Played center and right guard at Bayside High School in Queens, N.Y., where he earned all-borough and all-city honors as a senior... Aslam Sterling was born on Aug. 20, 1992.

**42 JORDAN SULLEN**  
6-0 • 200 • TULANE

CORNERBACK

Jordan Sullen is a rookie cornerback from Tulane University who joined the Broncos as a college free agent on May 12, 2014... Played 45 games (25 starts) for the Green Wave and collected 96 career tackles (69 solo), three interceptions (0 yds.), 20 passes defended and one forced fumble... Started all 13 games as a senior in 2013 and totaled 44 tackles (33 solo), three interceptions and 10 passes defended... Redshirted during the 2012 season... Opened all 12 games for Tulane as a junior in 2011 and led the team with 10 pass breakups while ranking seventh on the squad with 42 tackles (27 solo)... Appeared in all 12 games as a sophomore in 2010 and contributed eight tackles (7 solo) and one forced fumble while leading Tulane with 28 kickoff returns for 573 yards (20.5 avg.)... Saw action in eight games as a true freshman wide receiver and returner for the Green Wave in 2009 and registered eight kickoff returns for 147 yards (18.4 avg.) in addition to scoring on a 23-yard end-around vs. Marshall (10/10)... Played quarterback, wide receiver and defensive back at Karr High School in New Orleans, where he helped the school win back-to-back District 10-4A titles... Earned honorable mention all-state honors as a senior after catching 43 passes for 880 yards (20.5 avg.) with 17 touchdowns... Helped the track and field team win a pair of state titles and was named the Regional 3-4A MVP as a hurdler in 2008... Majored in sociology at Tulane... Jordan Christopher Sullen was born on June 25, 1990 in New Orleans.

## 40 JUWAN THOMPSON

5-11 • 225 • DUKE

RUNNING BACK

Juwan Thompson is a rookie running back from Duke University who joined the Broncos as a college free agent on May 12, 2014... Appeared in 49 career games (24 starts) for the Blue Devils and totaled 274 rushes for 1,244 yards (4.5 avg.) with nine touchdowns, 56 receptions for 397 yards (7.1 avg.) with three scores and 15 kickoff returns for 326 yards (21.7 avg.)... Played all 14 games (4 starts) as a senior in 2013 and recorded 355 rushing yards on 64 attempts (5.4 avg.) with one touchdown along with seven catches for 46 yards (6.6 avg.)... Started all 12 games played as a junior in 2012 and rushed 75 times for 352 yards (4.7 avg.) with one touchdown while catching 24 passes for 128 yards (4.7 avg.) and two scores... Totaled career highs in rushing attempts (110), rushing yards (457) and rushing touchdowns (7) during his sophomore campaign in 2011 while adding 22 receptions for 182 yards (8.3 avg.) with one touchdown... Received the school's Bob Pascal Award as the Most Outstanding Offensive Back... Saw action in 11 games (1 start) as a true freshman in 2010 and contributed 25 rushes for 87 yards (3.5 avg.), three receptions for 41 yards (13.7 avg.) and 15 kickoff returns for 327 yards (21.8 avg.)... Attended Woodward Academy in Atlanta, where he rushed for 1,622 yards and 22 touchdowns as a senior to earn honorable mention all-state honors... Majored in sociology with a minor in education at Duke... Juwan Thompson was born on May 13, 1992.

## 49 CHASE VAUGHN

6-2 • 248 • COLORADO STATE-PUEBLO

DEFENSIVE END

Chase Vaughn is a rookie defensive end from Colorado State-Pueblo who joined the Broncos as a college free agent on May 19, 2014... Has competed in four other professional football leagues, including the Arena Football League (Spokane Shock, 2013), the United Football League (Las Vegas Locomotives, 2010-12), the Canadian Football League (Calgary Stampeders, 2012) and the Indoor Football League (Colorado Ice, 2011)... Played two seasons (2007-09) at linebacker at CSU-Pueblo after transferring from Adams State College and finished as the school's all-time leader in career sacks (15.5)... Played 11 games as a senior for the ThunderWolves and collected 70 tackles (37 solo), five sacks (39 yds.), 12 tackles for a loss (67 yds.), one interception (2 yds.), three passes defended, four forced fumbles, one fumble recovery and two blocked kicks to earn first-team All-Rocky Mountain Athletic Conference honors... Appeared in 10 games during his initial season in Pueblo and totaled 60 tackles (28 solo), 10.5 sacks (73 yds.), 18 tackles for a loss (95 yds.), five passes defended, one forced fumble and one fumble recovery... Named a first-team all-conference choice and the school's Male Athlete of the Year for 2008-09 after becoming the first football All-American (third team) at CSU-Pueblo since 1982... Set a school single-game record with 4.5 sacks vs. Oklahoma Panhandle State (9/6)... Named an honorable mention All-RMAC selection as a defensive end with Adams State in 2007 after recording 47 tackles, 4.5 sacks, one forced fumble and one fumble recovery... Posted 14 tackles, two sacks and one forced fumble during his freshman season in 2006... Attended Smoky Hill High School in Aurora, Colo., where he was an honorable mention all-conference selection as a senior... Chase Vaughn was born on Sept. 4, 1988.

## 39 LOUIS YOUNG

6-1 • 196 • GEORGIA TECH


CORNERBACK

Louis Young is a rookie cornerback from Georgia Tech who joined the Broncos as a college free agent on May 12, 2014... Appeared in 49 career games (34 starts) for the Yellow Jackets and totaled 134 tackles (77 solo), four interceptions (10 yds.), 12 passes defended, one forced fumble and one fumble recovery... Opened all 13 games as a senior in 2013 and collected 40 tackles (29 solo), two interceptions (7 yds.) and five passes defended... Started 9-of-12 games played during his junior campaign in 2012 and contributed 32 tackles (21 solo), one interception (3 yds.), two passes defended and one fumble recovery... Saw action in 12 games (3 starts) and recorded a career-best 52 tackles (24 solo) as a sophomore in 2011 to go along with one interception (0 yds.), five passes defended and one forced fumble... Appeared in 12 games as a true freshman for Georgia Tech in 2010 and posted 10 tackles (3 solo)... Attended Our Lady of Good Counsel High School in Olney, Md., where he was named the 2009 state Defensive Player of the Year and Montgomery County Player of the Year following his senior season... Majored in business management at Georgia Tech... Louis James Young III was born on Oct. 9, 1991, in Washington D.C.

### DID YOU KNOW?

A rookie college free agent has made the Broncos' active roster out of training camp in each of the last 10 seasons. Overall, 16 college free agents have made Denver's season-opening roster since 1997. Running back C.J. Anderson, a college free agent from the University of California-Berkeley, extended the streak for the team in 2013 when he made the club's active roster for Week 1.







# BRONCOS BREAKDOWN BY POSITION

Players listed alphabetically

## OFFENSE

### QUARTERBACK

Zac Dysert  
Peyton Manning  
Brock Osweiler  
Bryn Renner

### RUNNING BACK

C.J. Anderson  
Montee Ball  
*Kapri Bibbs*  
*Brennan Clay*  
Ronnie Hillman  
Juwan Thompson  
Jerodis Williams

### TIGHT END

Joel Dreessen  
Virgil Green  
Jameson Konz  
Cameron Morrah  
*Gerrell Robinson*  
Jacob Tamme  
Julius Thomas

### WIDE RECEIVER

*Isaiah Burse*  
Andre Caldwell  
*Bennie Fowler*  
*Greg Hardin*  
*Cody Latimer*  
Jordan Norwood  
Nathan Palmer  
Emmanuel Sanders  
Demaryius Thomas  
Wes Welker  
*Greg Wilson*

### OFFENSIVE LINE

Ryan Clady  
Chris Clark  
*Paul Cornick*  
Orlando Franklin  
*Ben Garland*  
Winston Justice  
Ryan Miller  
Will Montgomery  
*Vinston Painter*  
*Matt Paradis*  
Manny Ramirez  
*Michael Schofield*  
*Aslam Sterling*  
Louis Vasquez

## DEFENSE

### DEFENSIVE LINE

*Kenny Anunike*  
Marvin Austin  
Hall Davis  
Sione Fua  
Malik Jackson  
Terrance Knighton  
*Greg Latta*  
Quanterus Smith  
Mitch Unrein  
*Chase Vaughn*  
Kevin Vickerson  
DeMarcus Ware  
Sylvester Williams  
Derek Wolfe

### LINEBACKER

*Shaquil Barrett*  
*Lamin Barrow*  
Jamar Chaney  
L.J. Fort  
Jerrell Harris  
Nate Irving  
Steven Johnson  
Brandon Marshall  
Larentee McCray  
Von Miller  
Corey Nelson  
Danny Trevathan

### CORNERBACK

Omar Bolden  
Tony Carter  
Chris Harris Jr.  
Jerome Murphy  
*Bradley Roby*  
*Jordan Sullen*  
Aqib Talib  
Kayvon Webster  
*Louis Young*

### SAFETY

*John Boyett*  
David Bruton  
Quinton Carter  
Eric Hagg  
Duke Ihenacho  
Charles Mitchell  
Rahim Moore  
T.J. Ward

## SPECIAL TEAMS

### PLACE KICKER

Matt Prater

### PUNTER

Britton Colquitt

### SNAPPER

Aaron Brewer

### HOLDER

Britton Colquitt

*Rookies and first-year players are displayed in italics*  
Players may be listed at more than one position  
Position assignments are tentative as of June 25, 2014.

## PRONUNCIATION GUIDE

Kenny **Anunike** (AN-uh-nick-ee)  
**Montee** Ball (MON-tay)  
**Lamin** Barrow (la-MEAN)  
**Kapri** Bibbs (kuh-PREE)  
David **Bruton** (BRUTE-in)  
Ryan **Clady** (CLAY-dee)  
Zac **Dysert** (DYE-sert)  
**Sione** Fua (see-OH-nay FOO-ah)

Eric **Hagg** (HAYG)  
Duke **Ihenacho** (EE-ah-NAH-cho)  
**Malik** Jackson (muh-LEEK)  
Jameson **Konz** (CONS)  
Cameron **Morrah** (MORE-uh)  
Brock **Osweiler** (OSS-why-lur)  
Matt **Paradis** (PARE-uh-diss)  
Matt **Prater** (PRAY-ter)

Michael **Schofield** (SKO-field)  
**Quanterus** Smith (qwan-TERR-us)  
**Aslam** Sterling (AS-lum)  
**Aqib** Talib (UH-keeb TUH-leeib)  
**Demaryius** Thomas (duh-MARE-ee-us)  
Danny **Trevathan** (trev-AY-than)  
Mitch **Unrein** (UN-rhine)  
**Louis** Vasquez (Lewis vas-KEZ)



# DENVER BRONCOS 2014 ROSTER (AS OF JUNE 30, 2014)

No.	Player	Pos.	Ht.	Wt.	Age	NFL Exp.	College	High School Hometown	How Acq.	2013 PS-ONP-WA	Numerical Roster
22	Anderson, C.J.	RB	5-8	224	23	2	California	Vallejo, Calif.	CFA-13	5-0-0-11	Zac Dysert.....QB
68	Anunike, Kenny	DE	6-5	260	24	2	Duke	Gallena, Ohio	CFA-14	0-0-0-0	Britton Colquitt.....P
76	Austin, Marvin	DT	6-2	312	25	4	North Carolina	Washington D.C.	FA-14	3-0-0-1	Matt Prater.....K
28	Ball, Montee	LB	5-10	215	23	2	Wisconsin	Wentzville, Mo.	D2-13	16-0-0-0	Bryn Renner.....QB
48	Barrett, Shaquil	RB	6-2	250	21	2	Colorado State	Baltimore, Md.	CFA-14	0-0-0-0	Emmanuel Sanders.....WR
57	Barrow, Lamin	LB	6-1	237	23	2	Louisiana State	Marro, La.	D5-14	0-0-0-0	Jordan Norwood.....WR
35	Bibbs, Kapri	RB	5-11	203	21	2	Colorado State	Plainfield, Ill.	CFA-14	0-0-0-0	Andre Caldwell.....WR
31	Bolden, Omar	CB	5-10	195	23	1	Arizona State	Ontario, Calif.	D4-12	16-1-0-0	Nathan Palmer.....WR
20	Boyet, John	S	5-10	203	24	3	Oregon	Napa, Calif.	FA-13	0-0-0-0	Gody Latimer.....WR
46	Brewer, Aaron	LS	6-2	230	24	3	San Diego State	Fullerton, Calif.	CFA-12	16-0-0-0	Cody Wilson.....WR
30	Bruton, David	S	6-2	217	26	3	Notre Dame	Manisburg, Ohio	D4-09	16-0-0-0	Bennie Fowler.....WR
19	Burse, Isaiah	WR	5-10	187	22	7	Fresno State	Modesto, Calif.	CFA-14	0-0-0-0	Brock Osweiler.....QB
12	Caldwell, Andre	WR	6-0	200	29	4	Florida	Tampa, Fla.	UFA-12	16-2-0-0	Peyton Manning.....WR
32	Carter, Quinton	S	6-1	200	25	6	Oklahoma	Jacksonville, Fla.	FA-11	12-2-0-4	Isaiah Burse.....WR
32	Carter, Tony	CB	5-9	175	28	5	Florida State	Fort Pierce, Fla.	FA-14	0-0-0-0	John Boyett.....S
51	Chaney, Jamar	LB	6-0	242	27	6	Mississippi State	Boise State	D1-08	2-2-0-0	Aqib Talib.....CB
78	Clady, Ryan	T	6-6	315	28	6	Southern Mississippi	New Orleans	W-10	16-14-0-0	Ronnie Hillman.....RB
75	Clark, Chris	T	6-5	305	28	6	Oklahoma	San Diego	CFA-14	0-0-0-0	Chris Harris Jr.....CB
34	Clay, Brennan	RB	5-11	201	22	2	Tennessee	Knoxville, Tenn.	FA-09	16-0-0-0	Rahim Moore.....S
4	Colquitt, Britton	P	6-3	205	29	6	North Dakota State	Orono, Minn.	FA-12	0-0-0-0	Duke Ihenacho.....S
71	Cornick, Paul	T	6-6	310	25	1	Louisiana-Lafayette	Baton Rouge, La.	FA-13	0-0-0-0	Montee Ball.....RB
72	Davis, Hall	TE	6-4	270	27	3	Colorado State	Fort Morgan, Colo.	UFA-12	0-0-0-0	Bradley Roby.....CB
81	Dressen, Joel	TE	6-4	245	31	9	Maine-Ohi	Ada, Ohio	D7-13	13-0-0-3	David Bruton.....S
2	Dysert, Zac	QB	6-3	221	24	2	Northern Iowa	Granite City, Ill.	FA-14	0-0-0-0	Omar Bolden.....CB
50	Fort, L.J.	WR	6-0	230	24	1	Michigan State	Detroit, Mich.	CFA-14	0-0-0-0	Tony Carter.....CB
16	Fowler, Bennie	G	6-1	212	23	4	Miami	Delray Beach, Fla.	D2B-11	15-15-0-1	Jerodis Williams.....RB
74	Franklin, Orlando	G	6-7	320	26	4	Stantford	Encino, Calif.	CFA-10	0-0-0-0	Brennan Clay.....RB
91	Fua, Stone	DT	6-1	310	28	1	Air Force	Grand Junction, Colo.	D7a-11	16-3-0-0	Kapri Bibbs.....CB
63	Garland, Ben	G	6-5	308	26	4	Nevada	Tulare, Calif.	FA-14	0-0-0-0	Kayvon Webster.....CB
85	Green, Virgil	TE	6-5	255	24	3	Nebraska	Peoria, Ariz.	CFA-14	16-15-0-0	Eric Hagg.....S
37	Hagg, Eric	S	6-1	205	24	3	North Dakota	Bellevue, Neb.	CFA-11	0-0-0-0	Quinton Carter.....S
87	Hardin, Greg	WR	5-11	177	23	3	Kansas	Bixby, Okla.	FA-14	0-0-0-0	Louis Young.....CB
25	Harris Jr., Chris	CB	5-10	199	25	3	Alabama	Gadsden, Ala.	D3-12	10-0-1-5	Juwon Thompson.....RB
52	Harris, Jerrell	LB	6-3	242	24	1	San Diego State	La Habra, Calif.	CFA-12	15-14-0-1	Charles Mitchell.....S
23	Hillman, Ronnie	RB	5-10	195	25	2	San Jose State	Carson, Calif.	D3-11	15-4-0-1	T.J. Ward.....CB
27	Ihenacho, Duke	S	6-1	207	25	4	North Carolina State	Teachey, N.C.	D5-12	16-5-0-0	Jerome Murphy.....CB
56	Iving, Nate	LB	6-1	245	26	4	Tennessee	Van Nuys, Calif.	CFA-12	16-0-0-0	Aaron Brewer.....LB
97	Jackson, Malik	DE	6-5	293	24	3	Kansas	Wallingford, Pa.	FA-13	4-0-6-4	Corey Nelson.....LS
53	Johnson, Steven	LB	6-1	237	26	9	Southern California	Long Beach, Calif.	UFA-13	16-16-0-0	Shaquil Barrett.....LB
77	Justice, Winston	T	6-6	317	29	6	Temple	Windsor, Conn.	FA-14	0-0-0-0	Chase Vaughn.....DE
98	Knighton, Terrance	DT	6-3	335	27	3	Kent State	Canton, Ohio	D2-14	0-0-0-0	
82	Konz, Jameson	TE	6-3	234	27	6	Indiana	Dayton, Ohio	CFA-14	0-0-0-0	
14	Latimer, Cody	WR	6-2	215	21	2	Purdue	La Quina, Calif.			
62	Latta, Greg	DE	6-5	260	22	2					



82	Konz, Jamison	TE	6-3	234	27	3	Kent State	Canton, Ohio	FA-14	0-0-0-0	L.J. Fort.....	LB
14	Latimer, Cody	WR	6-2	215	21	R	Indiana	Dayton, Ohio	D2-14	0-0-0-0	Jamar Chaney.....	LB
62	Latta, Greg	DE	6-5	260	38	R	Purdue	La Quina, Calif.	CFA-14	0-0-0-0	Stevell Harris.....	LB
18	Manning, Peyton	QB	6-5	230	28	17	Tennessee	New Orleans	FA-12	16-16-0-0	Steven Johnson.....	LB
54	Marshall, Brandon	LB	6-1	250	24	3	Nevada	Las Vegas	FA-13	0-0-0-0	Brandon Marshall.....	LB
55	McCray, Lorettee	LB	6-3	249	23	2	Florida	Ocala, Fla.	CFA-13	0-0-0-0	Lorettee McCray.....	LB
73	Miller, Ryan	G	6-7	320	25	4	Colorado	Littleton, Colo.	FA-14	0-0-0-0	Nate Irving.....	LB
58	Miller, Von	LB	6-3	250	24	2	Texas A&M	DeSoto, Texas	D1-11	9-9-0-0	Von Miller.....	LB
41	Mitchell, Charles	S	5-11	205	24	9	Mississippi State	Clarksdale, Miss.	FA-14	16-16-0-0	Don Miller.....	LB
64	Montgomery, Will	S	6-3	304	31	2	Virginia Tech	Clifton, Va.	FA-14	10-10-0-0	Danny Trevathan.....	LB
26	Moore, Ralim	S	6-1	195	24	4	California	Pomona, Calif.	D2a-11	0-0-0-0	Greg Latta.....	DE
86	Morrha, Cameron	TE	6-3	251	27	5	South Florida	Elizabeth, N.J.	FA-14	0-0-0-0	Ben Garland.....	DE
45	Murphy, Jerome	CB	6-0	200	27	5	Oklahoma	Dallas	D7-14	0-0-0-0	Will Montgomery.....	G
47	Nelson, Corey	LB	6-1	226	27	5	Arizona State	State College, Pa.	FA-14	0-0-0-0	Louis Vasquez.....	G
11	Norwood, Jordan	WR	5-11	180	27	5	Virginia Tech	Kalispell, Mont.	D2b-12	0-0-0-0	Manny Ramirez.....	C
17	Osweller, Brock	QB	6-8	240	23	1	North Carolina	Norfolk, Va.	D6-13	0-0-0-0	Aslam Sterling.....	T
70	Painter, Vinston	T	6-6	309	24	2	Boise State	Elkhart, Ind.	FA-13	0-0-0-0	Kenny Anunike.....	DE
13	Palmer, Nathan	WR	5-11	198	25	2	Northern Illinois	Council, Idaho	D6-14	0-0-0-0	Vinston Painter.....	T
61	Paradis, Matt	OL	6-3	300	24	8	Central Florida	Estero, Fla.	FA-07	16-16-0-0	Paul Cornick.....	T
5	Prater, Matt	K	5-10	195	29	8	Texas Tech	Houston	FA-11	16-16-0-0	Hall Davis.....	DE
66	Ramirez, Manny	C	6-3	320	31	8	Arizona State	West Springfield, Va.	CFA-14	0-0-0-0	Ryan Miller.....	G
9	Renner, Bryn	TE	6-3	225	24	1	North Carolina	Chandler, Ariz.	FA-13	0-0-0-0	Orlando Franklin.....	G
89	Robinson, Grell	TE	6-4	220	24	1	Ohio State	Suwanee, Ga.	D1-14	0-0-0-0	Chris Clark.....	T
29	Roby, Bradley	CB	5-11	194	22	R	Southern Methodist	Belville, Texas	UFA-14	16-10-0-0	Marvin Austin.....	T
10	Sanders, Emmanuel	WR	5-11	180	27	5	Michigan	Orland Park, Ill.	D3-14	0-0-0-0	Winston Justice.....	T
79	Schofield, Michael	OL	6-6	301	23	R	Western Kentucky	Loganville, Ga.	D5a-13	0-0-0-0	Ryan Clady.....	T
93	Smith, Quantarius	DE	6-5	255	24	2	Kansas	Springfield Garden, N.Y.	CFA-14	0-0-0-0	Michael Schofield.....	OL
67	Sterling, Aslam	T	6-5	315	21	R	Tulane	New Orleans	UFA-12	13-13-0-3	Julius Thomas.....	TE
42	Sullen, Jordan	CB	6-0	200	28	7	Kansas	Richardson, Texas	UFA-14	16-1-0-0	Joel Dreessen.....	TE
21	Talb, Aqib	CB	6-1	205	24	R	Kentucky	Danville, Ky.	FA-12	16-16-0-0	Jameson Konz.....	TE
88	Tamme, Jacob	TE	6-3	230	26	5	Georgia Tech	Montrose, Ga.	D1a-10	0-0-0-0	Wes Welker.....	WR
84	Thomas, Demaryius	WR	6-3	229	26	5	Portland State	Stockton, Calif.	D4b-11	14-14-0-2	Jacob Tamme.....	TE
80	Thomas, Julius	TE	6-5	255	26	R	Duke	Fairburn, Ga.	CFA-14	0-0-0-0	Virgil Green.....	TE
40	Thompson, Juwan	RB	5-11	225	22	4	Kentucky	Leesburg, Fla.	D6-12	16-16-0-0	Cameron Morrha.....	WR
59	Trevathan, Danny	LB	6-1	240	27	3	Wyoming	Eaton, Colo.	FA-10	16-1-0-0	Greg Hardin.....	WR
96	Urelin, Mitch	DT	6-4	306	27	6	Texas Tech	Corsicana, Texas	UFA-13	16-16-0-0	Demaryius Thomas.....	WR
65	Vasquez, Louis	G	6-5	335	27	6	CSU-Pueblo	Aurora, Colo.	FA-10	11-11-0-0	Gerell Robinson.....	TE
49	Vaughn, Chase	DE	6-2	248	31	9	Michigan State	Detroit	UFA-14	16-16-0-0	Sione Fua.....	DT
99	Vickerson, Kevin	DT	6-5	328	30	9	Oregon	Concord, Calif.	UFA-14	13-13-0-3	Sylvester Williams.....	DE
43	Ward, T.J.	S	5-10	200	27	5	Troy	Auburn, Ala.	D3-13	14-2-0-2	Quantarius Smith.....	DE
94	Ware, DeMarcus	CB	5-11	198	23	11	South Florida	Opa-locka, Fla.	UFA-13	13-13-0-3	DeMarcus Ware.....	DE
36	Webster, Kayvon	WR	5-9	185	23	3	Texas Tech	Oklahoma City	FA-14	0-0-0-0	Derek Wolfe.....	DE
83	Welker, Wes	WR	5-9	185	23	11	Furman	Jefferson, Mo.	D1-13	13-4-0-3	Mitch Urelin.....	DT
33	Williams, Jerodis	RB	5-10	203	23	2	North Carolina	Jefferson City, Mo.	FA-14	11-11-0-5	Malik Jackson.....	DE
92	Williams, Sylvester	DT	6-2	313	25	1	Fordham	Danville, Calif.	D2a-12	0-0-0-0	Terrance Knighton.....	DT
15	Wilson, Greg	WR	6-0	185	24	3	Cincinnati	Lisbon, Ohio	CFA-14	0-0-0-0	Kevin Vickerson.....	DT
95	Wolfe, Derek	DE	6-5	285	24	3	Georgia Tech	Washington D.C.				
39	Young, Louis	CB	6-1	196	22	R						

KEY: CFA-college free agent; D-drafted; FA-acquired as free agent; RFA-acquired as restricted free agent; UFA-acquired as unrestricted free agent; T-trade; W-waivers.

## BRONCOS TRANSACTIONS (JULY 23, 2013-JUNE 30, 2014)

### BY DATE

			Waived DE John Youboty
7/23/13	Released LB Joe Mays		Placed LB Stewart Bradley on injured reserve
7/25/13	Signed DT Sylvester Williams (draft choice)		Placed LB Lerentee McCray on injured reserve
7/27/13	Signed TE Jake O'Connell		Placed DE Quanterus Smith on injured reserve
	Waived/injured TE Lucas Reed	9/1/13	Claimed LB Adrian Robinson off waivers from Philadelphia
7/28/13	Placed TE Lucas Reed on injured reserve		Released RB Jacob Hester
7/29/13	Signed C Steve Vallos		Signed RB Edwin Baker to practice squad
	Placed C Dan Koppen on injured reserve		Signed T Paul Cornick to practice squad
8/1/13	Signed C/G Ryan Lilja		Signed G Ben Garland to practice squad
	Claimed CB Nigel Malone off waivers (Pit.)		Signed WR Tavarres King to practice squad
8/2/13	Waived TE Lucas Reed from injured reserve		Signed T Winston Painter to practice squad
8/6/13	Signed TE Deangelo Peterson		Signed WR Gerell Robinson to practice squad
8/7/13	Waived/injured G Justin Boren		Signed DE John Youboty to practice squad
8/8/13	Placed G Justin Boren on injured reserve		Signed LB Brandon Marshall to practice squad
8/15/13	Waived/injured P Ryan Doerr	9/2/13	Signed T Winston Justice
8/20/13	Signed LB Paris Lenon	9/18/13	Placed T Ryan Clady on injured reserve
8/21/13	Acquired G John Moffitt from Seattle in exchange for DT Sealver Siliga	10/8/13	Waived WR Greg Orton from injured reserve
8/26/13	Waived WR Kemonte' Bateman	10/15/13	Waived LB Adrian Robinson
	Waived CB Mario Butler		Waived G Justin Boren from injured reserve
	Waived T Manase Foketi	10/16/13	Signed WR Tavarres King to active roster
	Waived QB Ryan Katz	10/19/13	Waived WR Tavarres King
	Waived LB Uona Kaveinga	10/22/13	Signed WR Chad Bumphis to practice squad
	Waived CB Nigel Malone	11/5/13	Activated C J.D. Walton from Reserve/PUP
	Waived WR Quincy McDuffie		Placed G John Moffitt on Exempt/Left Squad
	Waived WR Greg Orton	11/11/13	Placed G John Moffitt on Reserve/Retired
	Waived TE Deangelo Peterson	11/19/13	Signed S Michael Huff
	Waived C/G Quentin Saulsberry		Signed S John Boyett to practice squad
	Waived DE Lanston Tanyi		Placed S Rahim Moore on injured reserve (designated for return)
8/27/13	Placed C J.D. Walton on Reserve/PUP		Released RB Edwin Baker
	Placed S Quinton Carter on injured reserve		Signed DT Sione Fua
	Placed WR Quincy McDuffie on injured reserve	11/27/13	Signed DE Brandon Moore to practice squad
	Placed WR Greg Orton on injured reserve		Placed DT Kevin Vickerson on injured reserve
8/31/13	Released RB Lance Ball		Released WR Chad Bumphis
	Released C/G C.J. Davis		Signed DE Jeremy Mincey
	Released RB Jeremiah Johnson	12/17/13	Waived C J.D. Walton
	Released C/G Ryan Lilja		Signed LB Brandon Marshall to active roster
	Released TE Jake O'Connell	12/24/13	Signed WR Nathan Palmer to practice squad
	Waived DE Jeremy Beal		Placed LB Von Miller on injured reserve
	Waived C/G Philip Blake		Signed OL Mike Farrell to future contract
	Waived T Paul Cornick	12/31/13	Signed LB L.J. Fort to future contract
	Waived DT Romney Fuga		Signed S Eric Hagg to future contract
	Waived G Ben Garland		Signed OL Ryan Miller to future contract
	Waived CB Aaron Hester		Signed WR Jordan Norwood to future contract
	Waived LB Damien Holmes		Released DL Brandon Moore
	Waived WR Tavarres King		Signed DE Hall Davis to practice squad
	Waived T Winston Painter	1/7/14	Signed CB Marquice Cole
	Waived S Ross Rasner	1/14/14	Signed T Winston Painter to active roster
	Waived WR Gerell Robinson		Placed CB Chris Harris Jr. on injured reserve
	Waived WR Lamaar Thomas		



	Placed DE Derek Wolfe on injured reserve
1/16/14	Signed WR Greg Wilson to practice squad
1/22/14	Signed LB Jamar Chaney to a future contract
	Signed TE Jameson Konz to a future contract
	Signed T Ramon Harewood to a future contract
	Signed LB Jerrell Harris to a future contract
	Signed S Charles Mitchell to future contract
	Signed CB Jerome Murphy to a future contract
2/4/14	Signed S John Boyett
	Signed T Paul Cornick
	Signed DE Hall Davis
	Signed G Ben Garland
	Signed WR Nathan Palmer
	Signed WR Greg Wilson
	Signed DE John Youboty
2/5/14	Signed TE Gerrell Robinson
3/6/14	Released CB Champ Bailey
3/12/14	Signed CB Aqib Talib
	Signed S T.J. Ward
	Signed DE DeMarcus Ware
3/16/14	Signed WR Emmanuel Sanders
4/2/14	Signed C Will Montgomery
4/24/14	Waived OL Mike Farrell
5/5/14	Signed DT Marvin Austin
5/12/14	Signed DE Kenny Anunike (CFA)
	Signed WR Isaiah Burse (CFA)
	Signed P Steven Clark (CFA)
	Signed RB Brennan Clay (CFA)
	Signed DT Mister Cobble (CFA)
	Signed WR Bennie Fowler (CFA)
	Signed DE Greg Latta (CFA)
	Signed QB Bryn Renner (CFA)
	Signed CB Jordan Sullen (CFA)
	Signed RB Juwan Thompson (CFA)
	Signed CB Louis Young (CFA)
	Waived S Charles Mitchell
5/16/14	Signed LB Shaquil Barrett (CFA)
	Signed RB Kapri Bibbs (CFA)
	Signed T Aslam Sterling (CFA)
5/19/14	Signed WR Greg Hardin (CFA)
	Signed S Charles Mitchell
	Signed DE Chase Vaughn
	Waived P Steven Clark
	Waived DT Mister Cobble
	Placed DE John Youboty on injured reserve
5/29/14	Waived T Ramon Harewood
6/2/14	Signed WR Cody Latimer (draft choice)
	Signed LB Corey Nelson (draft choice)
	Signed OL Matt Paradis (draft choice)
6/3/14	Signed LB Lamin Barrow (draft choice)
	Signed OL Michael Schofield (draft choice)
6/10/14	Signed CB Bradley Roby (draft choice)

## BY PLAYER

## ANUNIKE, Kenny — DE

5/12/14 Signed

## AUSTIN, Marvin — DT

5/5/14 Signed

## BAILEY, Champ — CB

3/6/14 Released

## BAKER, Edwin — RB

11/19/13 Released

## BALL, Lance — RB

8/31/13 Released

## BARRETT, Shaquil — LB

5/16/14 Signed

## BARROW, Lamin — LB

6/3/14 Signed (draft choice)

## BATEMAN, Kemonte' — WR

8/26/13 Waived

## BEAL, Jeremy — DE

8/31/13 Waived

## BIBBS, Kapri — RB

5/16/14 Signed

## BLAKE, Philip — C/G

8/31/13 Waived

## BOREN, Justin — G

8/7/13 Waived/injured

8/8/13 Placed on injured reserve

10/15/13 Waived from injured reserve

## BRADLEY, Stewart — LB

8/31/13 Placed on injured reserve

## BOYETT, John — S

11/19/13 Signed to practice squad

2/4/14 Signed

## BUMPHIS, Chad — WR

10/22/13 Signed to practice squad

11/27/13 Released

## BURSE, Isaiah — WR

5/12/14 Signed

## BUTLER, Mario — CB

8/26/13 Waived

## CARTER, Quinton — S

8/27/13 Placed on injured reserve

## CHANNEY, Jamar — LB

1/22/14 Signed to a future contract

## CLADY, Ryan — T

9/18/13 Placed on injured reserve

## CLARK, Steven — P

5/12/14 Signed

5/19/14 Waived

## CLAY, Brennan — RB

5/12/14 Signed

## BRONCOS TRANSACTIONS (JUNE 23, 2013-JUNE 30, 2014)

### COBBLE, Mister — DT

5/12/14 Signed  
5/19/14 Waived

### COLE, Marquice — CB

1/14/14 Signed

### CORNICK, Paul — T

8/31/13 Waived  
9/1/13 Signed to practice squad  
2/4/14 Signed

### DAVIS, C.J. — C

8/31/13 Released

### DAVIS, Hall — DE

1/7/14 Signed to practice squad  
2/4/14 Signed

### DOERR, Ryan — P

8/15/13 Waived/injured

### FARRELL, Mike — OL

12/31/13 Signed to future contract  
4/24/14 Waived

### FOKETI, Manase — T

8/26/13 Waived

### FORT, L.J. — LB

12/31/13 Signed to future contract

### FOWLER, Bennie — WR

5/12/14 Signed

### FUA, Sione — DT

11/27/13 Signed

### FUGA, Romney — DT

8/31/13 Waived

### GARLAND, Ben — G

8/31/13 Waived  
9/1/13 Signed to practice squad  
2/4/14 Signed

### HAGG, Eric — S

12/31/13 Signed to future contract

### HARDIN, Greg — WR

5/19/14 Signed

### HAREWOOD, Ramon — T

1/22/14 Signed to a future contract  
5/29/14 Waived

### HARRIS JR., Chris — CB

1/14/14 Placed on injured reserve

### HARRIS, Jerrell — LB

1/22/14 Signed to a future contract

### HESTER, Aaron — CB

8/31/13 Waived

### HESTER, Jacob — RB

9/1/13 Released

### HOLMES, Damien — LB

8/31/13 Waived

### HUFF, Michael — S

11/19/13 Signed

### JOHNSON, Jeremiah — RB

8/31/13 Released

### JUSTICE, Winston — T

9/18/13 Signed

### KATZ, Ryan — QB

8/26/13 Waived

### KAVEINGA, Uona — LB

8/26/13 Waived

### KING, Tavarres — WR

8/31/13 Waived  
9/1/13 Signed to practice squad  
10/16/13 Signed to active roster  
10/19/13 Waived

### KONZ, Jameson — TE

1/22/14 Signed to future contract

### KOPPEN, Dan — C

7/29/13 Placed on injured reserve

### LATIMER, Cody — WR

6/2/14 Signed (draft choice)

### LATTA, Greg — DE

5/12/14 Signed

### LENON, Paris — LB

8/20/13 Signed

### LILJA, Ryan — C/G

8/1/13 Signed  
8/31/13 Released

### MALONE, Nigel — CB

8/1/13 Claimed off waivers (Pit.)  
8/26/13 Waived

### MARSHALL, Brandon — LB

9/2/13 Signed to practice squad  
12/24/13 Signed to active roster

### MAYS, Joe — LB

7/23/13 Released

### McCRAV, Larentee — LB

8/31/13 Placed on injured reserve

### McDUFFIE, Quincy — WR

8/26/13 Waived  
8/27/13 Placed on injured reserve

### MILLER, Ryan — OL

12/31/13 Signed to future contract

### MILLER, Von — LB

12/24/13 Placed on injured reserve

### MINCEY, Jeremy — DE

12/17/13 Signed

### MITCHELL, Charles — S

1/22/14 Signed to future contract  
5/12/14 Waived

5/19/14	Signed
<b>MOFFITT, John — G</b>	
8/21/13	Acquired from Seattle in exchange for DT Sealver Siliga
11/5/13	Placed on Exempt/Left Squad
11/11/13	Placed on Reserve/Retired
<b>MONTGOMERY, Will — C</b>	
4/2/14	Signed
<b>MOORE, Brandon — DE</b>	
11/27/13	Signed to practice squad
12/31/13	Released
<b>MOORE, Rahim — S</b>	
11/19/13	Placed on injured reserve-designated for return
<b>MURPHY, Jerome — CB</b>	
1/22/14	Signed to future contract
<b>NELSON, Corey — LB</b>	
6/2/14	Signed (draft choice)
<b>NORWOOD, Jordan — WR</b>	
12/31/13	Signed to future contract
<b>O'CONNELL, Jake — TE</b>	
7/27/13	Signed
8/31/13	Released
<b>ORTON, Greg — WR</b>	
8/26/13	Waived
8/27/13	Placed on injured reserve
10/8/13	Waived from injured reserve
<b>PAINTER, Winston — T</b>	
8/31/13	Waived
9/1/13	Signed to practice squad
1/14/14	Signed to active roster
<b>PALMER, Nathan — WR</b>	
12/24/13	Signed to practice squad
2/4/14	Signed
<b>PARADIS, Matt — OL</b>	
6/2/14	Signed (draft choice)
<b>PETERSON, Deangelo — TE</b>	
8/6/13	Signed
8/26/13	Waived
<b>RASNER, Ross — S</b>	
8/31/13	Waived
<b>REED, Lucas — TE</b>	
7/27/13	Waived/injured
7/28/13	Placed on injured reserve
8/2/13	Waived from injured reserve
<b>RENNER, Bryn — QB</b>	
5/12/14	Signed
<b>ROBINSON, Adrian — LB</b>	
9/1/13	Claimed off waivers (Phi.)
10/15/13	Waived
<b>ROBINSON, Gerell — TE</b>	
8/31/13	Waived
9/1/13	Signed to practice squad
2/5/14	Signed

<b>ROBY, Bradley — CB</b>	
6/10/14	Signed (draft choice)
<b>SANDERS, Emmanuel — WR</b>	
3/16/14	Signed
<b>SAULSBERRY, Quentin — C/G</b>	
8/26/13	Waived
<b>SCHOFIELD, Michael — OL</b>	
6/3/14	Signed (draft choice)
<b>SILIGA, Sealver — DT</b>	
8/21/13	Traded to Seattle in exchange for G John Moffitt
<b>SMITH, Quanterus — DE</b>	
8/31/13	Placed on injured reserve
<b>STERLING, Aslam — T</b>	
5/16/14	Signed
<b>SULLEN, Jordan — CB</b>	
5/12/14	Signed
<b>TALIB, Aqib — CB</b>	
3/12/14	Signed
<b>TANYI, Lanston — DE</b>	
8/26/13	Waived
<b>THOMAS, Lamaar — WR</b>	
8/31/13	Waived
<b>THOMPSON, Juwan — RB</b>	
5/12/14	Signed
<b>VALLOS, Steve — C</b>	
7/29/13	Signed
<b>VAUGHN, Chase — DE</b>	
5/19/14	Signed
<b>VICKERSON, Kevin — DT</b>	
11/27/13	Placed on injured reserve
<b>WALTON, J.D. — C</b>	
8/27/13	Placed on Reserve/PUP
11/5/13	Activated from Reserve/PUP
12/17/13	Waived
<b>WARD, T.J. — S</b>	
3/12/14	Signed
<b>WARE, DeMarcus — DE</b>	
3/12/14	Signed
<b>WILLIAMS, Sylvester — DT</b>	
7/25/13	Signed (draft choice)
<b>WILSON, Greg — WR</b>	
1/16/14	Signed to practice squad
2/4/14	Signed
<b>WOLFE, Derek — DE</b>	
1/14/14	Placed on injured reserve
<b>YOUNG, Louis — CB</b>	
5/12/14	Signed



## HOW THE BRONCOS ARE BUILT

YEAR	DRAFT/COLLEGE FREE AGENT	FREE AGENT/WAIVERS	TRADE
<b>2007</b> 7-9 (2nd AFC West)		K Matt Prater	
<b>2008</b> 8-8 (2nd AFC West)	T Ryan Clady (D-1)		
<b>2009</b> 8-8 (2nd AFC West)	S David Bruton (D-4a)	P Britton Colquitt	
<b>2010</b> 4-12 (4th AFC West)	G Ben Garland (CFA) WR Demaryius Thomas (D-1a)	T Chris Clark (W-Min.) DT Mitch Unrein DT Kevin Vickerson	
<b>2011</b> 8-8 (1st AFC West)	S Quinton Carter (D-4a) G Orlando Franklin (D-2b) TE Virgil Green (D-7a) CB Chris Harris Jr. (CFA) LB Nate Irving (D-3) LB Von Miller (D-1) S Rahim Moore (D-2a) TE Julius Thomas (D-4b)	CB Tony Carter T Paul Cornick C Manny Ramirez	
<b>2012</b> 13-3 (1st AFC West)	CB Omar Bolden (D-4a) LS Aaron Brewer (CFA) RB Ronnie Hillman (D-3) S Duke Ihenacho (CFA) DE Malik Jackson (D-5) LB Steven Johnson (CFA) QB Brock Osweiler (D-2b) LB Danny Trevathan (D-6) DE Derek Wolfe (D-2a)	WR Andre Caldwell (UFA-Cin.) TE Joel Dreesen (UFA-Hou.) QB Peyton Manning TE Jacob Tamme (UFA-Ind.)	
<b>2013</b> 13-3 (1st AFC West)	RB C.J. Anderson (CFA) RB Montee Ball (D-2) QB Zac Dysert (D-7) T Winston Painter (D-6) LB Lerentee McCray (CFA) DE Quanterus Smith (D-5a) CB Kayvon Webster (D-3) DT Sylvester Williams (D-1)	S John Boyett DE Hall Davis DT Sione Fua T Winston Justice DT Terrance Knighton (UFA-Jac.) LB Brandon Marshall WR Nathan Palmer TE Gerrell Robinson G Louis Vasquez (UFA-S.D.) WR Wes Welker (UFA-N.E.) <i>DE John Youboto</i>	
<b>2014</b>	DE Kenny Anunike (CFA) LB Shaquil Barrett (CFA) LB Lamin Barrow (D-5) RB Kapri Bibbs (CFA) WR Isaiah Burse (CFA) RB Brennan Clay (CFA) WR Bennie Fowler (CFA) WR Greg Hardin (CFA) WR Cody Latimer (D-2) DE Greg Latta (CFA) LB Corey Nelson (D-7) OL Matt Paradis (D-6) QB Bryn Renner (CFA) CB Bradley Roby (D-1) OL Michael Schofield (D-3) T Aslam Sterling (CFA) CB Jordan Sullen (CFA) RB Juwan Thompson (CFA) DE Chase Vaughn (CFA) CB Louis Young (CFA)	DT Marvin Austin LB Jamar Chaney LB L.J.Fort S Eric Hagg LB Jerrell Harris TE Jameson Konz G Ryan Miller S Charles Mitchell C Will Montgomery TE Cameron Morrah CB Jerome Murphy WR Jordan Norwood WR Emmanuel Sanders (UFA-Pit.) CB Aqib Talib (UFA-N.E.) S T.J. Ward (UFA-Cle.) DE DeMarcus Ware RB Jerodis Williams WR Greg Wilson	

*Players on Injured Reserve listed in italics*



## 2013 FINAL REGULAR SEASON STATISTICS (13-3)

Date	W-L	Score	Opponent	Attendance	RUSHING	No.	Yds.	Avg.	Long	TD						
Sept 5	W	49-27	Baltimore	76,977	Moreno	241	1038	4.3	31	10						
Sept 15	W	41-23	at N.Y. Giants	81,285	Hillman	120	559	4.7	45	4						
Sept 23	W	37-21	Oakland	76,978	Hillman	55	218	4.0	19	1						
Sept 29	W	52-20	Philadelphia	77,002	Anderson	7	38	5.4	11	0						
Oct 6	W	51-48	at Dallas	92,758	Bruton	1	35	35.0	35	0						
Oct 13	W	35-19	Jacksonville	76,862	Holliday	1	7	7.0	7	0						
Oct 20	L	39-33	at Indianapolis	67,196	Caldwell	1	7	7.0	7	0						
Oct 27	W	45-21	Washington	77,031	Osweller	3	2	0.7	4	0						
Nov 10	W	28-20	at San Diego	68,847	Manning	32	-31	-1.0	1t	1						
Nov 17	W	27-17	Kansas City	77,076	<b>BRONCOS</b>	<b>461</b>	<b>1873</b>	<b>4.1</b>	<b>45</b>	<b>16</b>						
Nov 24	L	34-31	at New England (OT)	68,756	<b>OPPONENTS</b>	<b>420</b>	<b>1626</b>	<b>3.9</b>	<b>35</b>	<b>15</b>						
Dec 1	W	35-28	at Kansas City	77,065												
Dec 8	W	51-28	Tennessee	76,554												
Dec 12	L	27-20	San Diego	76,497												
Dec 22	W	37-13	at Houston	71,761												
Dec 29	W	34-14	at Oakland	51,500												
<b>TEAM STATISTICS</b>																
<b>TOTAL FIRST DOWNS</b>				<b>Den</b>	<b>Opp</b>											
Rushing				435	339											
Passing				107	90											
Penalty				293	208											
3RD DOWN: MADE/ATT				95/205	83/218											
3rd Down Pct.				46.3%	38.1%											
<b>4TH DOWN: MADE/ATT</b>				8/9	4/15											
4th Down Pct.				88.9%	26.7%											
<b>POSSESSION AVG.</b>				30:06	29:54											
<b>TOTAL NET YARDS</b>				7317	5696											
Avg. Per Game				457.3	356.0											
Total Plays				1156	1074											
Avg. Per Play				6.3	5.3											
<b>NET YARDS RUSHING</b>				1873	1626											
Avg. Per Game				117.1	101.6											
Total Rushes				461	420											
<b>NET YARDS PASSING</b>				5444	4070											
Avg. Per Game				340.3	254.4											
Sacked/Yards Lost				20/128	41/290											
Gross Yards				5572	4360											
Att./Completions				675/461	613/357											
Completion Pct.				68.3%	58.2%											
Had Intercepted				10	17											
<b>PUNTS/AVERAGE</b>				66/43.8	89/46.1											
<b>NET PUNTING AVG.</b>				38.2	39.5											
<b>PENALTIES/YARDS</b>				117/1000	97/807											
<b>FUMBLES/BALL LOST</b>				27/16	25/9											
<b>TOUCHDOWNS</b>				76	47											
Rushing				16	15											
Passing				55	29											
Returns				5	3											
<b>SCORE BY PERIODS</b>																
<b>BRONCOS</b>					130	158	135	183	0	606						
<b>OPPONENTS</b>					64	128	104	100	3	399						
<b>SCORING</b>																
Prater					0	0	0	0	75/75	0 150						
D. Thomas					14	0	14	0	0/0	0 84						
Moreno					13	10	3	0	0/0	0 78						
J. Thomas					12	0	12	0	0/0	0 72						
Decker					11	0	11	0	0/0	0 66						
Welker					10	0	10	0	0/0	0 60						
Ball					4	4	0	0	0/0	0 24						
Caldwell					3	0	3	0	0/0	0 18						
Holliday					2	0	0	2	0/0	0 12						
Tammie					1	0	1	0	0/0	0 6						
Dreesen					1	0	1	0	0/0	0 6						
Rodgers-Cromartie					1	0	0	1	0/0	0 6						
Johnson					1	0	0	1	0/0	0 6						
Hillman					1	1	0	0	0/0	0 6						
Manning					1	1	0	0	0/0	0 6						
Miller					1	0	0	1	0/0	0 6						
<b>BRONCOS</b>					<b>76</b>	<b>16</b>	<b>55</b>	<b>5</b>	<b>75/75</b>	<b>0 606</b>						
<b>OPPONENTS</b>					<b>47</b>	<b>15</b>	<b>29</b>	<b>3</b>	<b>44/44</b>	<b>23/26 1 399</b>						
<b>2-PT. CONVERSIONS: BRONCOS 0-1, OPPONENTS 1-3</b>																
<b>SACKS:</b> Phillips 10.0, Jackson 6.0, Ayers 5.5, Miller 5.0, Wolfe 4.0, Knighton 3.0, Trevathan 2.0, Williams 2.0, Woodyard 1.5, Vickerson 1.0, Irving 1.0, <b>BRONCOS 41.0, OPPONENTS 19.0</b>																
<b>FUM/Lost:</b> Manning 10/6, Holliday 5/2, Ball 3/3, Decker 2/1, Hillman 2/1, Carter 1/1, Trevathan 1/1, Welker 1/1, Moreno, 1/0, D. Thomas 1/0																
<b>PASSING</b>																
Manning					659	450	5477	68.3%	8.3	55	8.3%	18/120	115.1			
Osweller					16	11	95	68.8%	5.9	0	0.0%	19	2/8 84.1			
<b>BRONCOS</b>					<b>675</b>	<b>461</b>	<b>5572</b>	<b>68.3%</b>	<b>8.3</b>	<b>55</b>	<b>8.1%</b>	<b>10</b>	<b>1.5%</b>	<b>78t</b>	<b>20/128</b>	<b>114.4</b>
<b>OPPONENTS</b>					<b>613</b>	<b>357</b>	<b>4360</b>	<b>58.2%</b>	<b>7.1</b>	<b>29</b>	<b>4.7%</b>	<b>17</b>	<b>2.8%</b>	<b>82t</b>	<b>41/290</b>	<b>84.0</b>

## 2013 FINAL REGULAR SEASON DEFENSIVE STATISTICS

*Based on unofficial press box statistics*

PLAYER	TOTAL	SOLO	ASSIST	SACKS-Yds.	INTs-Yds.	PD	FF	FR
1. Trevathan	124	84	40	2-18	3-29	10	2	1
2. Woodyard	83	47	36	1.5-11	1-0	4	1	0
3. Ihenacho	72	55	17	0-0	0-0	7	3	2
4. Harris	65	58	7	0-0	3-1	13	0	0
5. Adams	61	45	16	0-0	1-3	7	0	1
6. Moore	44	38	6	0-0	2-18	6	0	0
7. Jackson	42	30	12	6-43	0-0	4	1	0
8. Webster	38	34	4	0-0	1-10	9	1	0
9. Phillips	36	29	7	10-77.5	1-3	5	2	0
10. Miller	34	27	7	5-29	0-0	1	3	1
Irving	34	23	11	1-8	0-0	1	0	0
12. Rodgers-Cromartie	31	25	6	0-0	3-75	15	0	0
Knighton	31	18	13	3-18	1-2	1	0	1
14. Ayers	29	23	6	5.5-34.5	0-0	0	1	0
15. Vickerson	22	18	4	1-9	0-0	3	0	0
16. Unrein	20	15	5	0-0	0-0	0	0	0
Lenon	20	14	6	0-0	0-0	2	0	0
18. Williams	19	12	7	2-8	0-0	0	0	1
19. Bruton	16	14	2	0-0	0-0	0	0	0
Wolfe	16	11	5	4-34	0-0	0	0	1
21. Bailey	14	12	2	0-0	0-0	3	0	0
22. Jammer	13	12	1	0-0	0-0	3	0	1
23. Carter	11	10	1	0-0	0-0	6	0	0
Bolden	11	8	3	0-0	0-0	0	0	0
25. Huff	2	2	0	0-0	0-0	0	0	0
26. Johnson	1	1	0	0-0	0-0	0	0	0
Robinson	1	1	0	0-0	0-0	0	0	0
Marshall	1	1	0	0-0	0-0	0	0	0
Mincey	1	1	0	0-0	0-0	0	0	0
Tamme	1	0	1	0-0	0-0	0	0	0
Fua	1	0	1	0-0	0-0	0	0	0
<b>TOTALS</b>	<b>867</b>	<b>621</b>	<b>246</b>	<b>52-364</b>	<b>16-347</b>	<b>85</b>	<b>18</b>	<b>7</b>

**MISCELLANEOUS TACKLES:** Decker 4, Franklin 2, Manning 2, D. Thomas 2, Beadles 1, Clark 1, Moreno 1, Ramirez 1, Welker 1.

**MISCELLANEOUS FUMBLE RECOVERIES:** Manning 2, Moreno 2, Anderson 1, Decker 1.

**MISCELLANEOUS FORCED FUMBLES:** None.

**DEFENSIVE TOUCHDOWNS:** Rodgers-Cromartie (75-yd. INT return vs. Was., 10/27), Miller (60-yd. FUM return at N.E., 11/24).

**TWO-POINT CONVERSION STOPS:** Bailey (vs. Jac., 10/13).

## 2013 FINAL REGULAR SEASON SPECIAL TEAMS STATISTICS

*Based on unofficial press box statistics*

PLAYER	TOTAL	SOLO	ASSIST	FF	FR	BK	BP	TD
1. Tamme	10	9	1	0	0	0	0	0
2. Irving	7	6	1	0	0	0	0	0
Johnson	7	5	2	0	0	0	1	1
Bruton	7	4	3	0	0	0	1	0
5. Ball	6	6	0	0	0	0	0	0
6. Trevathan	4	3	1	1	0	0	0	0
Caldwell	4	2	2	0	0	0	0	0
8. Adams	3	3	0	0	0	0	0	0
Webster	3	3	0	0	0	0	0	0
Bolden	3	3	0	0	0	0	0	0
Green	3	2	1	0	0	0	0	0
Dreessen	3	0	3	0	0	0	0	0
13. Ihenacho	2	2	0	0	0	0	0	0
Lenon	2	2	0	0	0	0	0	0
Carter	2	2	0	0	0	0	0	0
Brewer	2	2	0	0	0	0	0	0
Robinson	2	1	1	0	0	0	0	0
18. Woodyard	1	1	0	1	0	0	0	0
Jammer	1	1	0	0	0	0	0	0
Marshall	1	1	0	0	0	0	0	0
Welker	1	1	0	0	0	0	0	0
22. Holliday	0	0	0	0	3	0	0	0
<b>TOTALS</b>	<b>74</b>	<b>59</b>	<b>15</b>	<b>2</b>	<b>3</b>	<b>0</b>	<b>2</b>	<b>1</b>

## 2013 FINAL POSTSEASON STATISTICS (2-1)

Date	W-L	Score	Opponent	Attendance	RUSHING	No.	Yds.	Avg.	Long	TD
Jan 12	W	24-17	San Diego	76,969	Moreno	42	158	3.8	28	1
Jan 19	W	26-16	New England	77,110	Ball	28	96	3.4	9	0
Feb 2	L	8-43	Seattle	82,529	Anderson	2	9	4.5	6	0
					Green	1	6	6.0	6	0
					Manning	3	-2	-0.7	0	0
<b>TEAM STATISTICS</b>					<b>BRONCOS</b>	<b>76</b>	<b>267</b>	<b>3.5</b>	<b>28</b>	<b>1</b>
					<b>OPPONENTS</b>	<b>63</b>	<b>264</b>	<b>4.2</b>	<b>30</b>	<b>2</b>
<b>TOTAL FIRST DOWNS</b>					<b>RECEIVING</b>	<b>No.</b>	<b>Yds.</b>	<b>Avg.</b>	<b>Long</b>	<b>TD</b>
Rushing					D.Thomas	28	306	10.9	30	3
Passing					J.Thomas	18	188	10.4	37	0
Penalty					Welker	18	160	8.9	22	1
3RD DOWN: MADE/ATT					Decker	8	111	13.9	21	0
3rd Down Pct.					Moreno	6	54	9.0	18	0
4TH DOWN: MADE/ATT					Ball	5	15	3.0	12	0
4th Down Pct.					Tamme	4	33	8.3	23	1
POSSESSION AVG.					Caldwell	2	26	13.0	15	0
TOTAL NET YARDS					Anderson	1	14	14.0	14	0
Avg. Per Game					Green	1	3	3.0	3	0
Total Plays					<b>BRONCOS</b>	<b>91</b>	<b>910</b>	<b>10.0</b>	<b>37</b>	<b>5</b>
Avg. Per Play					<b>OPPONENTS</b>	<b>60</b>	<b>700</b>	<b>11.7</b>	<b>49</b>	<b>5</b>
NET YARDS RUSHING					<b>INTERCEPTIONS</b>	<b>No.</b>	<b>Yds.</b>	<b>Avg.</b>	<b>Long</b>	<b>TD</b>
Avg. Per Game					BRONCOS	0	0	0.0	—	0
Total Rushes					<b>OPPONENTS</b>	<b>3</b>	<b>71</b>	<b>23.7</b>	<b>69t</b>	<b>1</b>
NET YARDS PASSING					<b>PUNTING</b>	<b>No.</b>	<b>Yds.</b>	<b>Avg.</b>	<b>Net</b>	<b>TB</b>
Avg. Per Game					Colquitt	3	108	36.0	29.3	1
Sacked/Yards Lost					<b>BRONCOS</b>	<b>3</b>	<b>108</b>	<b>36.0</b>	<b>29.3</b>	<b>1</b>
Gross Yards					<b>OPPONENTS</b>	<b>8</b>	<b>399</b>	<b>49.9</b>	<b>38.0</b>	<b>1</b>
Attempts/Completions					<b>PUNT RETURNS</b>	<b>No.</b>	<b>FC</b>	<b>Yds.</b>	<b>Avg.</b>	<b>Long</b>
Completion Pct.					Decker	4	1	75	18.8	47
Had Intercepted					<b>BRONCOS</b>	<b>4</b>	<b>1</b>	<b>75</b>	<b>18.8</b>	<b>47</b>
PUNTS/AVERAGE					<b>OPPONENTS</b>	<b>0</b>	<b>2</b>	<b>0</b>	<b>0</b>	<b>0</b>
NET PUNTING AVG.					<b>KICKOFF RETURNS</b>	<b>No.</b>	<b>Yds.</b>	<b>Avg.</b>	<b>Long</b>	<b>TD</b>
PENALTIES/YARDS					Holliday	9	186	20.7	37	0
FUMBLES/BALL LOST					<b>BRONCOS</b>	<b>9</b>	<b>186</b>	<b>20.7</b>	<b>37</b>	<b>0</b>
TOUCHDOWNS					<b>OPPONENTS</b>	<b>2</b>	<b>107</b>	<b>53.5</b>	<b>87T</b>	<b>1</b>
Rushing					<b>Field Goals</b>	<b>1-19</b>	<b>20-29</b>	<b>30-39</b>	<b>40-49</b>	<b>50+</b>
Passing					Prater	1/1	1/1	1/1	1/2	1/1
Returns					<b>BRONCOS</b>	<b>1/1</b>	<b>1/1</b>	<b>1/1</b>	<b>1/2</b>	<b>1/1</b>
					<b>OPPONENTS</b>	<b>0/0</b>	<b>0/0</b>	<b>3/3</b>	<b>1/1</b>	<b>0/1</b>
<b>SCORE BY PERIODS</b>					<b>PRATER: (45G,47N)(27G,35G,19G,54G)()</b>					
<b>BRONCOS</b>					<b>OPPONENTS: (53N,30G)(47G)(31G,33G)</b>					
<b>OPPONENTS</b>										
<b>SCORING</b>										
TD										
Ru										
Pa										
Ret										
K-PAT										
FG										
S										
PTS										
Prater										
D.Thomas										
Welker										
Tamme										
Moreno										
<b>BRONCOS</b>										
<b>OPPONENTS</b>										
<b>2-PT. CONVERSIONS:</b>										
Welker 1, <b>BRONCOS 1-1, OPPONENTS 0-0</b>										
<b>SACKS:</b> Phillips 2.0, Ayers 1.0, Knighton 1.0, Mincey 1.0, Jackson 1.0, <b>BRONCOS 6.0, OPPONENTS 1.0</b>										
<b>FUM/Lost:</b> Manning 1/1, D. Thomas 1/1, J. Thomas 1/1, Moreno 1/0, Ramirez 1/0.										
<b>PASSING</b>										
Att.										
Comp.										
Yds.										
Comp.%										
Yds/Att.										
TD										
TD%										
Int										
Int%										
Long										
Sack/Lost										
Rating										
Manning										
<b>BRONCOS</b>										
<b>OPPONENTS</b>										

## 2013 FINAL POSTSEASON DEFENSIVE STATISTICS

*Based on unofficial press box statistics*

PLAYER	TOTAL	SOLO	ASSIST	SACKS-Yds.	INTs-Yds.	PD	FF	FR
1. Trevathan	24	18	6	0-0	0-0	0	0	0
2. Ihenacho	15	10	5	0-0	0-0	0	0	0
3. Adams	12	12	0	0-0	0-0	1	0	0
Knighton	12	10	2	1-10	0-0	0	0	0
5. Bailey	11	11	0	0-0	0-0	0	0	0
6. Rodgers-Cromartie	8	8	0	0-0	0-0	4	0	0
Irving	8	8	0	0-0	0-0	1	0	0
Jackson	8	7	1	1-5	0-0	2	0	0
Phillips	8	5	3	2-10	0-0	0	0	0
10. Woodyard	7	4	3	0-0	0-0	0	0	0
11. Mincey	6	2	4	1-8	0-0	0	0	0
12. Carter	5	4	1	0-0	0-0	2	0	0
13. Lenon	4	4	0	0-0	0-0	0	0	0
Ayers	4	3	1	1-11	0-0	0	0	0
Jammer	4	3	1	0-0	0-0	0	0	0
16. Williams	3	2	1	0-0	0-0	0	0	0
17. Harris	2	2	0	0-0	0-0	1	0	0
Unrein	2	1	1	0-0	0-0	0	0	0
19. Huff	1	1	0	0-0	0-0	0	0	0
Bruton	1	1	0	0-0	0-0	0	0	0
<b>TOTALS</b>	<b>145</b>	<b>116</b>	<b>29</b>	<b>0</b>	<b>0</b>	<b>11</b>	<b>0</b>	<b>0</b>

**MISCELLANEOUS TACKLES:** J. Thomas 2, Clark 1, Franklin 1.

**MISCELLANEOUS FUMBLE RECOVERIES:** Beadles 1, Moreno 1.

**MISCELLANEOUS FORCED FUMBLES:** None.

**DEFENSIVE TOUCHDOWNS:** None.

**TWO-POINT CONVERSION STOPS:** Phillips (UT vs. N.E., 1/19).

## 2013 FINAL POSTSEASON SPECIAL TEAMS STATISTICS

*Based on unofficial press box statistics*

PLAYER	TOTAL	SOLO	ASSIST	FF	FR	BK	BP	TD
1. Marshall	1	1	0	0	0	0	0	0
Tamme	1	1	0	0	0	0	0	0
Irving	1	0	1	0	0	0	0	0
<b>TOTALS</b>	<b>3</b>	<b>2</b>	<b>1</b>	<b>0</b>	<b>0</b>	<b>0</b>	<b>0</b>	<b>0</b>

## DENVER'S 2013 RECORD WAS WHEN...

Reg.	Post.		Reg.	Post.	
7-2	2-0	leading after 1st quarter	4-3	1-1	losing turnover margin
9-1	2-0	leading after 2nd quarter	12-1	1-0	Denver passes for 300 yards
12-1	2-0	leading after 3rd quarter	5-1	0-0	opponent passes for 300 yards
5-1	0-1	trailing after 1st quarter	1-0	0-0	playing in domes
3-2	0-1	trailing after 2nd quarter	12-3	2-1	playing outdoors
1-2	0-1	trailing after 3rd quarter	2-2	0-1	playing on an artificial surface
8-3	2-0	Denver scores first	11-1	2-0	playing on natural grass
5-0	0-1	opponent scores first	8-1	2-0	winning the coin toss
1-0	0-0	tied at the half	5-2	0-1	losing the coin toss
11-1	2-0	Denver rushes for 100 yards	13-3	2-0	scoring 20 or more points
5-3	0-1	opponent rushes for 100 yards	9-3	0-1	yielding 20 or more points
5-0	0-0	winning turnover margin	0-1	0-0	in overtime games



## 2013 FINAL PRESEASON STATISTICS (2-2)

Date	W-L	Score	Opponent	Attendance	RUSHING	No.	Yds.	Avg.	Long	TD
Aug 8	W	10-6	at San Francisco	69,732	Hillman	24	91	3.8	16	0
Aug 17	L	10-40	at Seattle	67,635	M.Ball	25	80	3.2	11	1
Aug 24	W	27-26	St. Louis	75,473	Anderson	15	69	4.6	17	0
Aug 29	L	24-32	Arizona	75,465	L.Ball	29	66	2.3	10	1

TEAM STATISTICS				Den	Opp					
TOTAL FIRST DOWNS				77	62					
Rushing				26	18					
Passing				49	37					
Penalty				2	7					

3RD DOWN: MADE/ATT	22/60	15/49								
--------------------	-------	-------	--	--	--	--	--	--	--	--

3rd Down Pct.	36.7	30.6								
---------------	------	------	--	--	--	--	--	--	--	--

4TH DOWN: MADE/ATT	3/5	2/4								
--------------------	-----	-----	--	--	--	--	--	--	--	--

4th Down Pct.	60.0	50.0								
---------------	------	------	--	--	--	--	--	--	--	--

POSSESSION AVG.	33:35	26:25								
-----------------	-------	-------	--	--	--	--	--	--	--	--

TOTAL NET YARDS	1347	1156								
-----------------	------	------	--	--	--	--	--	--	--	--

Avg. Per Game	336.8	289.0								
---------------	-------	-------	--	--	--	--	--	--	--	--

Total Plays	277	232								
-------------	-----	-----	--	--	--	--	--	--	--	--

Avg. Per Play	4.9	5.0								
---------------	-----	-----	--	--	--	--	--	--	--	--

NET YARDS RUSHING	463	343								
-------------------	-----	-----	--	--	--	--	--	--	--	--

Avg. Per Game	115.8	85.8								
---------------	-------	------	--	--	--	--	--	--	--	--

Total Rushes	132	102								
--------------	-----	-----	--	--	--	--	--	--	--	--

NET YARDS PASSING	884	813								
-------------------	-----	-----	--	--	--	--	--	--	--	--

Avg. Per Game	221.0	203.3								
---------------	-------	-------	--	--	--	--	--	--	--	--

Sacked/Yards Lost	10/73	8/46								
-------------------	-------	------	--	--	--	--	--	--	--	--

Gross Yards	957	859								
-------------	-----	-----	--	--	--	--	--	--	--	--

Attempts/Completions	135/88	122/71								
----------------------	--------	--------	--	--	--	--	--	--	--	--

Completion Pct.	65.2	58.2								
-----------------	------	------	--	--	--	--	--	--	--	--

Had Intercepted	3	2								
-----------------	---	---	--	--	--	--	--	--	--	--

PUNTS/AVERAGE	23/43.8	21/49.0								
---------------	---------	---------	--	--	--	--	--	--	--	--

NET PUNTING AVG.	33.2	40.1								
------------------	------	------	--	--	--	--	--	--	--	--

PENALTIES/YARDS	31/247	33/257								
-----------------	--------	--------	--	--	--	--	--	--	--	--

FUMBLES/BALL LOST	9/6	5/2								
-------------------	-----	-----	--	--	--	--	--	--	--	--

TOUCHDOWNS	8	12								
------------	---	----	--	--	--	--	--	--	--	--

Rushing	4	2								
---------	---	---	--	--	--	--	--	--	--	--

Passing	3	7								
---------	---	---	--	--	--	--	--	--	--	--

Returns	1	3								
---------	---	---	--	--	--	--	--	--	--	--

SCORE BY PERIODS		1	2	3	4	OT	PTS			
BRONCOS		24	10	21	16	0	71			
OPPONENTS		27	39	14	24	0	104			

SCORING		TD	Ru	Pa	Ret	K-PAT	FG	S	PTS		
Prater		0	0	0	0	8/8	5/6	0	23		
Hester		1	1	0	0	0/0	0/0	0	6		
L.Ball		1	1	0	0	0/0	0/0	0	6		
Johnson		1	1	0	0	0/0	0/0	0	6		
D.Thomas		1	0	1	0	0/0	0/0	0	6		
Robinson		1	0	1	0	0/0	0/0	0	6		
M.Ball		1	1	0	0	0/0	0/0	0	6		
Welker		1	0	1	0	0/0	0/0	0	6		
Phillips		1	0	0	1	0/0	0/0	0	6		
BRONCOS		8	4	3	1	8/8	5/6	0	71		
OPPONENTS		12	2	7	3	9/10	7/10	1	104		

2-PT. CONVERSIONS: BRONCOS 0-0, OPPONENTS 1-2

SACKS: McCray 2.0, Woodyard 2.0, Jackson 1.0, Unrein 1.0, Irving 1.0, Johnson 1.0, **BRONCOS 8.0, OPPONENTS 10.0**

FUM/Lost: Hillman 3/2, Osweiler 2/2, O'Connell 2/1, J. Thomas 1/1, Holliday 1/0

PASSING	Att.	Comp.	Yds.	Comp.%	Yds/Att.	TD	TD%	Int	Int%	Long	Sack/Lost	Rating
Manning	54	38	410	70.4%	7.6	2	3.7%	1	1.9%	31	0/0	97.0
Osweiler	58	38	368	65.5%	6.3	0	0.0%	2	3.4%	45	8/54	68.8
Dysert	23	12	179	52.2%	7.8	1	4.3%	0	0.0%	69	2/19	92.5
BRONCOS	135	88	957	65.2%	7.1	3	2.2%	3	2.2%	69	10/73	84.1
OPPONENTS	122	71	859	58.2%	7.0	7	5.7%	2	1.6%	55T	8/46	92.2

RECEIVING	No.	Yds.	Avg.	Long	TD
-----------	-----	------	------	------	----

J.Thomas	12	123	10.3	31	0
----------	----	-----	------	----	---

D.Thomas	11	123	11.2	23	1
----------	----	-----	------	----	---

Robinson	9	113	12.6	45	1
----------	---	-----	------	----	---

Decker	7	76	10.9	15	0
--------	---	----	------	----	---

O'Connell	6	70	11.7	34	0
-----------	---	----	------	----	---

Green	6	48	8.0	18	0
-------	---	----	-----	----	---

King	5	64	12.8	31	0
------	---	----	------	----	---

L.Ball	4	74	18.5	69	0
--------	---	----	------	----	---

Caldwell	4	53	13.3	23	0
----------	---	----	------	----	---

Moreno	4	41	10.3	17	0
--------	---	----	------	----	---

L.Thomas	3	34	11.3	14	0
----------	---	----	------	----	---

Welker	3	31	10.3	12	1
--------	---	----	------	----	---

M.Ball	3	26	8.7	15	0
--------	---	----	-----	----	---

Tanne	3	21	7.0	8	0
-------	---	----	-----	---	---

Hillman	3	15	5.0	6	0
---------	---	----	-----	---	---

Hester	3	12	4.0	6	0
--------	---	----	-----	---	---

Holliday	1	17	17.0	17	0
----------	---	----	------	----	---

Bateman	1	16	16.0	16	0
---------	---	----	------	----	---

BRONCOS	88	957	10.9	69	3
---------	----	-----	------	----	---

OPPONENTS	71	859	12.1	55T	7
-----------	----	-----	------	-----	---

INTERCEPTIONS		No.	Yds.	Avg.	Long	TD
---------------	--	-----	------	------	------	----

Adams		1	0	0.0	0	0
-------	--	---	---	-----	---	---

Webster		1	0	0.0	0	0
---------	--	---	---	-----	---	---

BRONCOS		2	0	0.0	0	0
---------	--	---	---	-----	---	---

OPPONENTS		3	41	13.7	23	0
-----------	--	---	----	------	----	---

PUNTING		No.	Yds.	Avg.	Net	TB	In	Lg	B
---------	--	-----	------	------	-----	----	----	----	---

Colquitt		23	1007	43.8	33.2	3	7	64	0
----------	--	----	------	------	------	---	---	----	---

BRONCOS		23	1007	43.8	33.2	3	7	64	0
---------	--	----	------	------	------	---	---	----	---

OPPONENTS		20	1028	49.0	42.0	2	5	63	1
-----------	--	----	------	------	------	---	---	----	---

PUNT RETURNS		No.	FC	Yds.	Avg.	Long	TD
--------------	--	-----	----	------	------	------	----

Holliday		7	2	90	12.9	73	0
----------	--	---	---	----	------	----	---

Bolden		3	0	15	5.0	7	0
--------	--	---	---	----	-----	---	---

BRONCOS		10	2	105	10.5	73	0
---------	--	----	---	-----	------	----	---

OPPONENTS		12	5	183	15.3	81	0
-----------	--	----	---	-----	------	----	---

KICKOFF RETURNS		No.	Yds.	Avg.	Long	TD
-----------------	--	-----	------	------	------	----

Holliday		7	175	25.0	44	0
----------	--	---	-----	------	----	---

L.Thomas		1	34	34.0	34	0
----------	--	---	----	------	----	---

BRONCOS		8	209	26.1	44	0
---------	--	---	-----	------	----	---

OPPONENTS		5	213	42.6	107T	1
-----------	--	---	-----	------	------	---

Field Goals		1-19	20-29	30-39	40-49	50+
-------------	--	------	-------	-------	-------	-----

Prater		0/0	1/1	2/3	1/1	1/1
--------	--	-----	-----	-----	-----	-----

BRONCOS		0/0	1/1	2/3	1/1	1/1
---------	--	-----	-----	-----	-----	-----

OPPONENTS		0/0	0/0	3/3	2/5	2/2
-----------	--	-----	-----	-----	-----	-----

PRATER: (46G)(46G)(34B,31G,54G)(27G)

OPPONENTS: (32G,44N,38G)(42G,41G,43N)(35G,58G,43N)(52G)

## 2013 FINAL PRESEASON DEFENSIVE STATISTICS

*Based on unofficial press box statistics*

PLAYER	TOTAL	SOLO	ASSIST	SACKS-YDS.	INTS-YDS.	PD	FF	FR
1. Woodyard	14	12	2	2-8	0-0	0	0	0
Webster	14	11	3	0-0	1-0	4	0	0
3. Johnson	13	7	6	1-1	0-0	1	0	0
4. Trevathan	11	8	3	0-0	0-0	1	0	0
Irving	11	7	4	1-2	0-0	0	1	0
6. Ihenacho	10	9	1	0-0	0-0	1	1	0
7. Lenon	9	8	1	0-0	0-0	0	0	0
Bolden	9	6	3	0-0	0-0	1	0	0
9. McCray	8	5	3	2-16	0-0	0	1	0
10. Rasner	7	5	2	0-0	0-0	1	0	0
Moore	7	5	2	0-0	0-0	0	0	1
Bruton	7	5	2	0-0	0-0	0	0	0
Bradley	7	5	2	0-0	0-0	0	0	0
14. A. Hester	6	5	1	0-0	0-0	1	0	0
15. Adams	5	5	0	0-0	1-0	1	0	0
Beal	5	5	0	0-0	0-0	0	0	0
Jammer	5	4	1	0-0	0-0	2	0	0
Garland	5	4	1	0-0	0-0	0	0	0
Bailey	5	2	3	0-0	0-0	0	0	0
20. Unrein	4	3	1	1-6	0-0	1	0	0
Ayers	4	1	3	0-0	0-0	0	0	0
22. Youboty	3	3	0	0-0	0-0	1	0	0
Miller	3	2	1	0-0	0-0	0	0	0
Williams	3	2	1	0-0	0-0	0	0	0
Knighton	3	2	1	0-0	0-0	0	0	0
Vickerson	3	2	1	0-0	0-0	0	0	0
Holmes	3	1	2	0-0	0-0	0	0	0
Siliga	3	0	3	0-0	0-0	0	0	0
29. Jackson	2	2	0	1-13	0-0	0	0	0
Phillips	2	2	0	0-0	0-0	0	0	1
Fuga	2	2	0	0-0	0-0	0	0	0
Butler	2	2	0	0-0	0-0	0	0	0
Smith	2	2	0	0-0	0-0	0	0	0
Rodgers-Cromartie	2	1	1	0-0	0-0	2	0	0
35. T. Carter	1	1	0	0-0	0-0	2	0	0
Harris	1	1	0	0-0	0-0	0	0	0
Kaveinga	1	1	0	0-0	0-0	0	0	0
<b>TOTALS</b>	<b>202</b>	<b>148</b>	<b>54</b>	<b>8-46</b>	<b>2-0</b>	<b>19</b>	<b>3</b>	<b>2</b>

**MISCELLANEOUS TACKLES:** Clark, Decker 1, Holliday, Painter, Ramirez 1, Vallos 1, Welker 1.

**MISCELLANEOUS FUMBLE RECOVERIES:** Hillman 1, O'Connell.

**MISCELLANEOUS FORCED FUMBLES:** None.

**DEFENSIVE TOUCHDOWNS:** Phillips (9-yd. FUM return at S.F., 8/8).

**TWO-POINT CONVERSION STOPS:** None.

## 2013 FINAL PRESEASON SPECIAL TEAMS STATISTICS

*Based on unofficial press box statistics*

PLAYER	TOTAL	SOLO	ASSIST	FF	FR	BK	BP	TD
1. Johnson	4	3	1	0	0	0	0	0
2. L. Ball	3	3	0	0	0	0	0	0
3. A. Hester	2	2	0	0	0	0	0	0
Trevathan	2	1	1	0	0	0	0	0
5. Irving	1	1	0	0	0	0	0	0
Bruton	1	1	0	0	0	0	0	0
Beal	1	1	0	0	0	0	0	0
J. Hester	1	1	0	0	0	0	0	0
Colquitt	1	1	0	0	0	0	0	0
Brewer	1	0	1	0	0	0	0	0
Tamme	1	0	1	0	0	0	0	0
Green	1	0	1	0	0	0	0	0
13. Adams	0	0	0	0	1	0	0	0
McCray	0	0	0	0	0	1	0	0
<b>TOTALS</b>	<b>19</b>	<b>14</b>	<b>5</b>	<b>0</b>	<b>1</b>	<b>0</b>	<b>1</b>	<b>0</b>

## 2013 GAME-BY-GAME SCORING DRIVES

Opponent	Pl.	Yds.	Time	Res.	Qtr.	Scoring Play	Quarterback
vs. Bal. (9/5)	1	24	0:05	TD	2	J. Thomas 24 yd. pass from Manning	Manning
	6	80	2:29	TD	2	J. Thomas 23 yd. pass from Manning	Manning
	6	80	2:30	TD	3	Caldwell 28 yd. pass from Manning	Manning
	2	10	0:40	TD	3	Welker 5 yd. pass from Manning	Manning
	9	63	2:29	TD	3	Welker 2 yd. pass from Manning	Manning
	5	56	1:33	TD	4	D. Thomas 26 yd. pass from Manning	Manning
	8	73	0:54	TD	4	D. Thomas 73 yd. pass from Manning	Manning
at NYG (9/15)	4	40	0:48	TD	2	Moreno 20 yd. run	Manning
	8	56	1:32	FG	2	Prater 42 yd. Field Goal	Manning
	9	53	4:28	TD	3	Welker 2 yd. pass from Manning	Manning
	7	80	2:43	TD	3	Moreno 25 yd. run	Manning
	5	36	2:34	TD	4	J. Thomas 11 yd. pass from Manning	Manning
	7	15	1:21	FG	4	Prater 47 yd. Field Goal	Manning
vs. Oak. (9/23)	8	55	3:23	TD	1	Decker 2 yd. pass from Manning	Manning
	6	24	3:42	FG	1	Prater 51 yd. Field Goal	Manning
	10	80	4:35	TD	2	Welker 12 yd. pass from Manning	Manning
	4	80	2:17	TD	2	J. Thomas 13 yd. pass from Manning	Manning
	7	38	1:30	FG	2	Prater 41 yd. Field Goal	Manning
	13	55	6:19	FG	3	Prater 40 yd. Field Goal	Manning
	8	80	3:50	TD	4	Hillman 1 yd. run	Manning
vs. Phi. (9/29)	9	74	3:52	TD	1	Welker 6 yd. pass from Manning	Manning
	11	80	6:01	TD	2	Moreno 4 yd. run	Manning
	10	80	5:06	TD	2	D. Thomas 1 yd. pass from Manning	Manning
	8	80	3:12	TD	3	D. Thomas 15 yd. pass from Manning	Manning
	7	65	3:35	TD	3	Welker 4 yd. pass from Manning	Manning
	7	30	3:49	FG	4	Prater 53 yd. Field Goal	Osweller
at Dal. (10/6)	3	80	0:50	TD	1	J. Thomas 4 yd. pass from Manning	Manning
	7	80	3:08	TD	2	Decker 2 yd. pass from Manning	Manning
	6	41	3:27	TD	2	J. Thomas 9 yd. pass from Manning	Manning
	7	64	6:24	TD	2	Manning 1 yd. run	Manning
	13	67	6:57	TD	3	Welker 2 yd. pass from Manning	Manning
	8	50	3:45	FG	3	Prater 48 yd. Field Goal	Manning
	11	51	4:01	FG	4	Prater 50 yd. Field Goal	Manning
	9	73	4:40	TD	4	Moreno 1 yd. run	Manning
	8	14	1:57	FG	4	Prater 28 yd. Field Goal	Manning
vs. Jac. (10/13)	6	27	2:02	TD	1	J. Thomas 3 yd. pass from Manning	Manning
	12	95	6:08	TD	1	Welker 20 yd. pass from Manning	Manning
	8	80	2:44	TD	3	Moreno 1 yd. run	Manning
	8	80	3:41	TD	3	Moreno 8 yd. run	Manning
	5	41	2:19	TD	4	Moreno 3 yd. run	Manning
at Ind. (10/20)	2	56	0:46	TD	1	Decker 17 yd. pass from Manning	Manning
	8	51	4:24	TD	2	J. Thomas 12 yd. pass from Manning	Manning
	10	67	4:18	FG	3	Prater 31 yd. Field Goal	Manning
	8	80	0:48	TD	4	D. Thomas 31 yd. pass from Manning	Manning
	3	23	2:42	TD	4	Moreno 1 yd. run	Manning
	7	33	1:16	FG	4	Prater 47 yd. Field Goal	Manning
vs. Was. (10/27)	9	77	3:40	TD	1	Welker 6 yd. pass from Manning	Manning
	11	75	3:37	TD	3	Ball 4 yd. run	Manning
	16	83	4:59	TD	1	Dreesen 1 yd. pass from Manning	Manning
	1	35	0:10	TD	4	Moreno 35 yd. pass from Manning	Manning
	5	23	2:01	FG	4	Prater 19 yd. Field Goal	Manning
	2	25	0:34	TD	4	D. Thomas 35 yd. pass from Manning	Manning
at S.D. (11/10)	3	85	0:57	TD	1	J. Thomas 74 yd. pass from Manning	Manning
	8	80	2:27	TD	2	D. Thomas 11 yd. pass from Manning	Manning
	7	73	1:25	TD	2	D. Thomas 7 yd. pass from Manning	Manning
	8	78	3:26	TD	3	D. Thomas 34 yd. pass from Manning	Manning
vs. K.C. (11/17)	7	17	1:31	FG	1	Prater 54 yd. Field Goal	Manning
	5	84	2:25	TD	1	J. Thomas 9 yd. pass from Manning	Manning
	10	79	4:18	TD	2	Ball 1 yd. run	Manning
	6	65	3:02	TD	3	Ball 8 yd. run	Manning
	10	62	4:42	FG	4	Prater 36 yd. Field Goal	Manning
at N.E. (11/24)	2	10	0:28	TD	1	Moreno 2 yd. run	Manning
	10	38	4:29	TD	2	Prater 27 yd. Field Goal	Manning
	11	70	4:28	TD	2	Tanne 10 yd. pass from Manning	Manning
	10	80	4:31	TD	4	D. Thomas 11 yd. pass from Manning	Manning
at K.C. (12/1)	6	79	2:48	TD	2	Decker 41 yd. pass from Manning	Manning
	9	70	3:18	TD	2	Moreno 3 yd. pass from Manning	Manning
	7	80	3:09	TD	3	Decker 37 yd. pass from Manning	Manning
	5	92	5:45	TD	3	Decker 15 yd. pass from Manning	Manning
	10	95	5:48	TD	4	Decker 1 yd. pass from Manning	Manning
vs. Ten. (12/8)	13	74	5:09	TD	1	Welker 1 yd. pass from Manning	Manning
	9	51	2:24	FG	1	Prater 25 yd. Field Goal	Manning
	10	81	5:08	TD	2	J. Thomas 8 yd. pass from Manning	Manning
	8	39	0:52	FG	2	Prater 64 yd. Field Goal	Manning
	6	80	3:08	TD	3	D. Thomas 4 yd. pass from Manning	Manning
	8	43	2:56	FG	4	Moreno 1 yd. run	Manning
	13	79	6:35	FG	4	Prater 19 yd. Field Goal	Manning
	3	32	0:35	TD	4	Decker 20 yd. pass from Manning	Manning
	10	49	0:06	TD	4	Ball 5 yd. run	Manning
vs. S.D. (12/12)	9	67	3:09	TD	1	Caldwell 15 yd. pass from Manning	Manning
	9	60	3:53	FG	1	Prater 32 yd. Field Goal	Manning
	12	89	6:07	TD	4	Prater 55 yd. pass from Manning	Manning
	11	56	2:07	FG	4	Prater 42 yd. Field Goal	Manning
at Hou. (12/22)	12	78	4:38	FG	1	Prater 32 yd. Field Goal	Manning
	5	64	2:08	TD	2	D. Thomas 36 yd. pass from Manning	Manning
	13	69	5:10	FG	2	Prater 25 yd. Field Goal	Manning
	4	43	0:26	FG	2	Prater 44 yd. Field Goal	Manning
	2	28	0:45	TD	4	Decker 10 yd. pass from Manning	Manning
	8	55	3:03	TD	4	Decker 20 yd. pass from Manning	Manning
	3	56	0:48	TD	4	J. Thomas 25 yd. pass from Manning	Manning
at Oak. (12/29)	12	71	5:54	TD	1	Decker 3 yd. pass from Manning	Manning
	4	21	1:14	TD	1	Moreno 7 yd. pass from Manning	Manning
	11	49	4:48	FG	2	Prater 34 yd. Field Goal	Manning
	6	80	2:39	TD	2	D. Thomas 63 yd. pass from Manning	Manning
	10	89	3:13	TD	2	D. Thomas 5 yd. pass from Manning	Manning
	7	24	2:57	FG	4	Prater 54 yd. Field Goal	Osweller
<b>AVERAGE</b>	<b>7.5</b>	<b>59.6</b>	<b>3:03</b>				
<b>TD AVG.</b>	<b>7.1</b>	<b>64.9</b>	<b>2:59</b>				
<b>FG AVG.</b>	<b>8.8</b>	<b>44.7</b>	<b>3:10</b>				

## 2013 GAME OPENING DRIVES

Opponent	DENVER			OPPONENTS		
	Pts.	FD	Yds.	Pts.	FD	Yds.
vs. Bal. (9/5)	0	1	18	0	0	8
at NYG (9/15)	0	5	90	3	2	62
vs. Oak. (9/23)	7	5	55	0	0	4
vs. Phi. (9/29)	7	4	74	0	0	7
at Dal. (10/6)	0	0	22	7	6	79
vs. Jac. (10/13)	7	2	27	0	0	7
at Ind. (10/20)	0	0	4	0	0	9
vs. Was. (10/27)	7	5	77	0	0	5
at S.D. (11/10)	7	2	85	0	2	30
vs. K.C. (11/17)	3	2	17	0	0	-2
at N.E. (11/24)	0	1	19	0	2	36
at K.C. (12/1)	0	2	33	0	4	67
vs. Ten. (12/8)	7	5	74	7	3	73
vs. S.D. (12/12)	7	4	67	3	4	60
at Hou. (12/22)	3	4	78	0	0	7
at Oak. (12/29)	7	6	71	0	0	8
<b>TOTAL</b>	<b>62</b>	<b>48</b>	<b>811</b>	<b>20</b>	<b>23</b>	<b>460</b>

## 2013 2ND-HALF OPENING DRIVES

Opponent	DENVER			OPPONENTS		
	Pts.	FD	Yds.	Pts.	FD	Yds.
vs. Bal. (9/5)	7	3	80	0	0	-6
at NYG (9/15)	7	4	53	0	0	-1
vs. Oak. (9/23)	3	4	55	0	0	-3
vs. Phi. (9/29)	7	8	80	0	1	26
at Dal. (10/6)	7	5	67	7	1	83
vs. Jac. (10/13)	7	7	80	7	5	80
at Ind. (10/20)	0	0	-1	0	0	6
vs. Was. (10/27)	0	1	-1	7	2	19
at S.D. (11/10)	7	4	78	0	0	9
vs. K.C. (11/17)	0	0	1	0	0	3
at N.E. (11/24)	0	2	20	7	5	80
at K.C. (12/1)	7	4	80	2	2	38
vs. Ten. (12/8)	7	5	80	0	1	14
vs. S.D. (12/12)	0	1	14	7	4	80
at Hou. (12/22)	0	0	5	7	3	74
at Oak. (12/29)	0	2	38	0	0	1
<b>TOTAL</b>	<b>59</b>	<b>50</b>	<b>729</b>	<b>42</b>	<b>24</b>	<b>503</b>

## 2013 SCORING DRIVE LENGTH

(MINUS)	DENVER		OPPONENTS	
	TD	FG	TD	FG
0-9	—	—	2	1
10-19	2	3	3	2
20-29	5	3	2	1
30-39	4	5	2	4
40-49	5	2	3	4
50-59	7	6	2	2
60-69	7	4	4	4
70-79	12	2	6	4
80-89	26	—	19	—
90-99	3	—	1	—
<b>TOTAL</b>	<b>71</b>	<b>25</b>	<b>44</b>	<b>23</b>

## LONGEST SCORING DRIVES OF 2013

Most Plays:	<b>Broncos:</b>	16	(vs. Was., Oct. 27, TD, 83 yds., 4:59)
	<b>Opponent:</b>	17	(at K.C., Dec. 1, TD, 80 yds., 7:44)
Most Yards:	<b>Broncos:</b>	95	(twice, last at K.C., Dec. 1, TD, 10 plays, 5:45)
	<b>Opponent:</b>	95	(vs. Was., Oct. 27, TD, 16 plays, 7:03)
Most Time:	<b>Broncos:</b>	6:57	(at Dal., Oct. 6, TD, 13 plays, 67 yds.)
	<b>Opponent:</b>	9:20	(at S.D., Nov. 10, FG, 14 plays, 72 yds.)

## SHORTEST SCORING DRIVES OF 2013

Fewest Plays:	<b>Broncos:</b>	1	(twice, last vs. Was., Oct. 27, TD, 35 yds., 0:10)
	<b>Opponent:</b>	1	(three times, last vs. Ten., Dec. 8, TD, 3 yds., 0:27)
Fewest Yards:	<b>Broncos:</b>	10	(twice, last at N.E., Nov. 24, TD, 2 plays, 0:28)
	<b>Opponent:</b>	-3	(at Ind., Oct. 20, FG, 4 plays, 1:02)
Least Time:	<b>Broncos:</b>	0:05	(vs. Bal., Sept. 5, TD, 1 play, 24 yds.)
	<b>Opponent:</b>	0:05	(vs. Bal., Sept. 5, TD, 1 play, 1 yd.)

## 2013 SACK CHART

**Shaun Phillips (10.0)** — 2.5 vs. Bal. (9/5), 1.0 vs. Phi. (9/29), 2.0 at Dal. (10/6), 1.0 at Ind. (10/20), 1.0 at S.D. (11/10), 1.5 vs. K.C. (11/17), 1 vs. S.D. (12/2); **Malik Jackson (6.0)** — 0.5 vs. Oak. (9/23), 1.0 at Dal. (10/6), 2.0 vs. Jac. (10/13), 0.5 vs. K.C. (11/17), 1.0 vs. Ten. (12/8), 1.0 at Oak. (12/29); **Robert Ayers (5.5)** — 1.0 vs. Bal. (9/5), 2.0 vs. Oak. (9/23), 0.5 vs. Phi. (9/29), 1.0 at Dal. (10/6), 1.0 at Hou. (12/22); **Von Miller (5.0)** — 1.0 vs. Was. (10/27), 1.0 at S.D. (11/10), 2.0 at N.E. (11/24), 1.0 vs. Ten. (12/8); **Derek Wolfe (4.0)** — 1.0 vs. Phi. (9/29), 1.0 vs. Was. (10/27), 1.0 at S.D. (11/10), 1.0 vs. K.C. (11/17); **Terrance Knighton (3.0)** — 1.0 at Ind. (10/20), 1.0 vs. Was. (10/27), 1.0 at S.D. (11/10); **Danny Trevathan (2.0)** — 1.0 at NYG (9/25), 1.0 at Hou. (12/22); **Sylvester Williams (2.0)** — 1.0 vs. S.D. (12/12), 1.0 at Hou. (12/22); **Wesley Woodyard (1.5)** — 0.5 vs. Bal. (9/5), 0.5 vs. Oak. (9/23), 0.5 vs. Phi. (9/29); **Nate Irving (1.0)** — 1.0 at Oak. (12/29); **Kevin Vickerson (1.0)** — 1.0 at N.E. (11/24).

## 2013 INTERCEPTION CHART

**Chris Harris Jr. (3)** — 1 vs. Bal. (9/5), 1 at NYG (9/15), 1 vs. Was. (10/27); **Dominique Rodgers-Cromartie (3)** — 1 at NYG (9/15), 1 vs. Was. (10/27), 1 at Hou. (12/22); **Danny Trevathan (3)** — 1 vs. Bal. (9/5), 1 at Dal. (10/6), 1 vs. Jac. (10/13); **Rahim Moore (2)** — 1 at NYG (9/15), 1 vs. Was. (10/27); **Mike Adams (1)** — 1 at Hou. (12/22); **Tony Carter (1)** — 1 at NYG (9/15); **Terrance Knighton (1)** — 1 vs. Ten. (12/8); **Shaun Phillips (1)** — 1 vs. Was. (10/27); **Kayvon Webster (1)** — 1 vs. Jac. (10/13); **Wesley Woodyard (1)** — 1 at K.C. (12/1).

## 2013 GAME-BY-GAME STARTERS

### OFFENSE

GAME	WR	LT	LG	C	RG	RT	TE	WR	WR	QB	RB
vs. Bal. (9/5)	D. Thomas	Clady	Beadles	Ramirez	Vasquez	Franklin	J. Thomas	Decker	Welker	Manning	Moreno
at NYG (9/15)	D. Thomas	Clady	Beadles	Ramirez	Vasquez	Franklin	J. Thomas	Decker	Welker	Manning	Moreno
vs. Oak. (9/23)	D. Thomas	Clark	Beadles	Ramirez	Vasquez	Franklin	J. Thomas	Decker	Welker	Manning	Moreno
vs. Phi. (9/29)	D. Thomas	Clark	Beadles	Ramirez	Vasquez	Franklin	J. Thomas	Decker	Welker	Manning	Moreno
at Dal. (10/6)	D. Thomas	Clark	Beadles	Ramirez	Vasquez	Franklin	J. Thomas	Decker	Welker	Manning	Moreno
vs. Jac. (10/13)	D. Thomas	Clark	Beadles	Ramirez	Vasquez	Franklin	J. Thomas	Decker	Welker	Manning	Moreno
at Ind. (10/20)	D. Thomas	Clark	Beadles	Ramirez	Kuper	Vasquez	J. Thomas	Decker	Welker	Manning	Moreno
vs. Was. (10/27)	D. Thomas	Clark	Beadles	Ramirez	Vasquez	Franklin	J. Thomas	Decker	Welker	Manning	Moreno
vs. S.D. (11/10)	D. Thomas	Clark	Beadles	Ramirez	Vasquez	Franklin	J. Thomas	Decker	Welker	Manning	Moreno
at K.C. (12/1)	D. Thomas	Clark	Beadles	Ramirez	Vasquez	Franklin	J. Thomas	Decker	Welker	Manning	Moreno
at N.E. (11/24)	D. Thomas	Clark	Beadles	Ramirez	Vasquez	Franklin	Green	Decker	Welker	Manning	Moreno
at K.C. (12/1)	D. Thomas	Clark	Beadles	Ramirez	Vasquez	Franklin	Green	Decker	Welker	Manning	Moreno
vs. Ten. (12/8)	D. Thomas	Clark	Beadles	Ramirez	Vasquez	Franklin	Green	Decker	Welker	Manning	Moreno
vs. S.D. (12/12)	D. Thomas	Clark	Beadles	Ramirez	Vasquez	Franklin	J. Thomas	Decker	Green (TE)	Manning	Moreno
at Hou. (12/22)	D. Thomas	Clark	Beadles	Ramirez	Vasquez	Franklin	J. Thomas	Decker	Caldwell	Manning	Tammie (TE)
at Oak. (12/29)	D. Thomas	Clark	Beadles	Ramirez	Vasquez	Franklin	J. Thomas	Decker	Caldwell	Manning	Moreno

### DEFENSE

GAME	LE	DT	DT	RE	SLB	MLB	WLB	LCB	RCB	SS	FS
vs. Bal. (9/5)	Wolfe	Vickerson	Knighton	Ayers	Harris Jr. (CB)	Woodyard	Trevathan	Carter	Rodgers-Cromartie	Ithenacho	Moore
at NYG (9/15)	Wolfe	Vickerson	Knighton	Phillips	Irving	Woodyard	Trevathan	Harris Jr.	Rodgers-Cromartie	Ithenacho	Moore
vs. Oak. (9/23)	Wolfe	Vickerson	Knighton	Ayers	Harris Jr. (CB)	Woodyard	Trevathan	Carter	Rodgers-Cromartie	Ithenacho	Moore
vs. Phi. (9/29)	Wolfe	Vickerson	Knighton	Phillips	Irving	Woodyard	Trevathan	Harris Jr.	Rodgers-Cromartie	Ithenacho	Moore
at Dal. (10/6)	Wolfe	Vickerson	Knighton	Ayers	Harris Jr. (CB)	Woodyard	Trevathan	Webster	Rodgers-Cromartie	Ithenacho	Moore
vs. Jac. (10/13)	Wolfe	Vickerson	Knighton	Phillips	Irving	Lenon	Trevathan	Bailey	Rodgers-Cromartie	Ithenacho	Moore
at Ind. (10/20)	Wolfe	Vickerson	Knighton	Harris Jr. (CB)	Miller	Lenon	Trevathan	Bailey	Rodgers-Cromartie	Ithenacho	Moore
vs. Was. (10/27)	Wolfe	Vickerson	Knighton	Phillips	Miller	Woodyard	Trevathan	Harris Jr.	Rodgers-Cromartie	Ithenacho	Moore
at S.D. (11/10)	Wolfe	Vickerson	Knighton	Phillips	Miller	Woodyard	Trevathan	Harris Jr.	Jammer	Adams	Moore
vs. K.C. (12/1)	Wolfe	Vickerson	Knighton	Phillips	Miller	Woodyard	Trevathan	Harris Jr.	Rodgers-Cromartie	Ithenacho	Moore
at N.E. (11/24)	Wolfe	Vickerson	Knighton	Phillips	Miller	Woodyard	Trevathan	Harris Jr.	Rodgers-Cromartie	Ithenacho	Adams
at K.C. (12/1)	Jackson	Unrein	Knighton	Phillips	Miller	Woodyard	Trevathan	Bailey	Harris Jr.	Ithenacho	Adams
vs. Ten. (12/8)	Jackson	Williams	Knighton	Phillips	Miller	Lenon	Trevathan	Harris Jr.	Webster	Ithenacho	Adams
vs. S.D. (12/12)	Jackson	Williams	Knighton	Phillips	Miller	Lenon	Trevathan	Harris Jr.	Rodgers-Cromartie	Bolden	Adams
at Hou. (12/22)	Jackson	Williams	Knighton	Phillips	Miller	Lenon	Trevathan	Harris Jr.	Rodgers-Cromartie	Ithenacho	Adams
at Oak. (12/29)	Jackson	Williams	Knighton	Phillips	Irving	Lenon	Trevathan	Harris Jr.	Rodgers-Cromartie	Ithenacho	Adams

## 2013 INDIVIDUAL SINGLE-GAME HIGHS

### BRONCOS

STATISTIC	TOTAL	PLAYER(S)
YARDS RUSHING	224	Knowshon Moreno, at N.E. (11/24/13)
RUSHING ATTEMPTS	37	Knowshon Moreno, at N.E. (11/24/13)
RUSHING TOUCHDOWNS	3	Knowshon Moreno, vs. Jac. (10/13/13)
YARDS PASSING	462	Peyton Manning, vs. Bal. (9/5/13)
PASS ATTEMPTS	59	Peyton Manning, vs. Ten. (12/8/13)
PASS COMPLETIONS	39	Peyton Manning, vs. Ten. (12/8/13)
TOUCHDOWN PASSES	7	Peyton Manning, vs. Bal. (9/5/13)
PASSES HAD INTERCEPTED	3	Peyton Manning, vs. Was. (10/27/13)
RECEPTIONS	10	twice (last by Eric Decker, at Hou., 12/22/13)
RECEIVING YARDS	174	Eric Decker, at K.C. (12/1/13)
RECEIVING TOUCHDOWNS	4	Eric Decker, at K.C. (12/1/13)
TOTAL YARDS FROM SCRIMMAGE	174	Eric Decker, at K.C. (12/1/13)
ALL-PURPOSE YARDS	174	Eric Decker, at K.C. (12/1/13)
FIELD GOALS	3	four times (last by Matt Prater, at Hou., 12/22/13)
TACKLES	15	Wesley Woodyard, at N.E. (11/24/13)
INTERCEPTIONS	1	17 times (last by Dominique Rodgers-Cromartie, at Hou., 12/22/13)
SACKS	2.5	Shaun Phillips, vs. Bal. (9/5/13)
LONGEST RUN FROM SCRIMMAGE	45	Montee Ball, at K.C. (12/1/13)
LONGEST PASS COMPLETION	78	Peyton Manning, vs. Bal. (9/5/13)
LONGEST PASS RECEPTION	78	Demaryius Thomas, vs. Bal. (9/5/13)
LONGEST INTERCEPTION RETURN	75	Dominique Rodgers-Cromartie, vs. Was. (10/27/13)
LONGEST PUNT RETURN	81	Trindon Holliday, at NYG (9/15/13)
LONGEST KICKOFF RETURN	105	Trindon Holliday, vs. Phi. (9/29/13)
LONGEST PUNT	60	Britton Colquitt, vs. Phi. (9/29/13)
LONGEST FIELD GOAL	64	Matt Prater, vs. Ten. (12/8/13)

### OPPONENTS

STATISTIC	TOTAL	PLAYER(S)
YARDS RUSHING	127	Ryan Mathews, vs. S.D. (12/12/13)
RUSHING ATTEMPTS	29	Ryan Mathews, vs. S.D. (12/12/13)
RUSHING TOUCHDOWNS	2	Shonn Greene, vs. Ten. (12/8/13)
YARDS PASSING	506	Tony Romo, at Dal. (10/6/13)
PASS ATTEMPTS	62	Joe Flacco, vs. Bal. (9/5/13)
PASS COMPLETIONS	34	twice (last by Tom Brady, at N.E., 11/24/13)
TOUCHDOWN PASSES	5	Tony Romo, at Dal. (10/6/13)
PASSES HAD INTERCEPTED	4	Eli Manning, at NYG (9/15/13)
RECEPTIONS	14	Justin Blackmon, vs. Jac. (10/13/13)
RECEIVING YARDS	190	Justin Blackmon, vs. Jac. (10/13/13)
RECEIVING TOUCHDOWNS	2	three times (last by Keenan Allen, vs. S.D., 12/12/13)
TOTAL YARDS FROM SCRIMMAGE	190	Justin Blackmon, vs. Jac. (10/13/13)
ALL-PURPOSE YARDS	209	Leon Washington, vs. Ten. (12/8/13)
FIELD GOALS	3	twice (last by Adam Vinatieri, at Ind., 10/20/13)
TACKLES	16	Sean Lee, at Dal. (10/6/13)
INTERCEPTIONS	2	DeAngelo Hall, vs. Was. (10/27/13)
SACKS	2	Robert Mathis, at Ind. (10/20/13)
LONGEST RUN FROM SCRIMMAGE	35	twice (last by Jamaal Charles, vs. K.C., 11/17/13)
LONGEST PASS COMPLETION	82	Tony Romo, at Dal. (10/6/13)
LONGEST PASS RECEPTION	82	Terrance Williams, at Dal. (10/6/13)
LONGEST INTERCEPTION RETURN	59	Paul Posluszny, vs. Jac. (10/13/13)
LONGEST PUNT RETURN	51	Keshawn Martin, at Hou. (12/22/13)
LONGEST KICKOFF RETURN	108	Knile Davis, at K.C. (12/1/13)
LONGEST PUNT	66	Marquette King, vs. Oak. (9/23/13)
LONGEST FIELD GOAL	52	Adam Vinatieri, at Ind. (10/20/13)

## 2013 TEAM SINGLE-GAME HIGHS & LOWS

### BRONCOS

STATISTIC	HIGH	LOW
TOTAL FIRST DOWNS	39 vs. Ten. (12/8/13)	19 vs. S.D. (12/12/13)
TOTAL NET YARDS	551 vs. Ten. (12/8/13)	295 vs. S.D. (12/12/13)
TOTAL OFFENSIVE PLAYS	91 vs. Ten. (12/8/13)	53 vs. S.D. (12/12/13)
NET YARDS RUSHING	280 at N.E. (11/24/13)	18 vs. S.D. (12/12/13)
RUSHING ATTEMPTS	48 at N.E. (11/24/13)	11 vs. S.D. (12/12/13)
NET YARDS PASSING	445 vs. Bal. (9/5/13)	132 at N.E. (11/24/13)
PASS ATTEMPTS	59 vs. Ten. (12/8/13)	35 at K.C. (12/1/13)
PASS COMPLETIONS	39 vs. Ten. (12/8/13)	19 at N.E. (11/24/13)
PASSES HAD INTERCEPTED	3 vs. Was. (10/27/13)	0 nine times (last at Oak., 12/29/13)
TIMES SACKED	4 at Ind. (10/20/13)	0 six times (last vs. Ten., 12/8/13)
PUNTS	8 at N.E. (11/24/13)	0 at Dal. (10/6/13)
GROSS PUNTING AVERAGE	49.0 vs. Was. (10/27/13)	30.0 at Oak. (12/29/13)
NET PUNTING AVERAGE	44.0 at K.C. (12/1/13)	24.8 at Oak. (12/29/13)
PUNT RETURNS	6 vs. Bal. (9/5/13)	0 vs. S.D. (12/12/13)
PUNT RETURN YARDS	121 at NYG (9/15/13)	0 twice (last at Oak., 12/29/13)
KICKOFF RETURNS	5 vs. Ten. (12/8/13)	0 twice (last vs. Jac., 10/13/13)
KICKOFF RETURN YARDS	126 vs. Ten. (12/8/13)	0 at Oak. (12/29/13)
INTERCEPTION RETURNS	4 twice (last vs. Was., 10/27/13)	0 eight times (last at Oak., 12/29/13)
INTERCEPTION RETURN YARDS	97 vs. Was. (10/27/13)	0 three times (last at K.C., 12/1/13)
PENALTIES	13 twice (last vs. K.C., 11/17/13)	2 vs. Phi. (9/29/13)
YARDS PENALIZED	132 at NYG (9/15/13)	25 vs. Phi. (9/29/13)
FUMBLES	5 at N.E. (11/24/13)	0 five times (last at Oak., 12/29/13)
FUMBLES LOST	3 at N.E. (11/24/13)	0 six times (last at Oak., 12/29/13)
SACKS MADE	4 three times (last at S.D., 11/10/13)	0 at K.C. (12/1/13)
FUMBLES FORCED	4 at N.E. (11/24/13)	0 seven times (last at Oak., 12/29/13)
FUMBLES RECOVERED	3 at N.E. (11/24/13)	0 nine times (last at Hou., 12/22/13)
TIME OF POSSESSION	39:20 vs. Ten. (12/8/13)	21:11 vs. S.D. (12/12/13)

### OPPONENTS

STATISTIC	HIGH	LOW
TOTAL FIRST DOWNS	28 at NYG (9/15/13)	13 vs. Oak. (9/23/13)
TOTAL NET YARDS	522 at Dal. (10/6/13)	240 at Hou. (12/22/13)
TOTAL OFFENSIVE PLAYS	87 vs. Bal. (9/5/13)	48 vs. Ten. (12/8/13)
NET YARDS RUSHING	177 vs. S.D. (12/12/13)	23 at NYG (9/15/13)
RUSHING ATTEMPTS	44 vs. S.D. (12/12/13)	14 at Dal. (10/6/13)
NET YARDS PASSING	470 at Dal. (10/6/13)	153 at Hou. (12/22/13)
PASS ATTEMPTS	62 vs. Bal. (9/5/13)	20 vs. S.D. (12/12/13)
PASS COMPLETIONS	34 twice (last at N.E., 11/24/13)	12 vs. S.D. (12/12/13)
PASSES HAD INTERCEPTED	4 twice (last vs. Was., 10/27/13)	0 eight times (last at Oak., 12/29/13)
TIMES SACKED	4 three times (last at S.D., 11/10/13)	0 at K.C. (12/1/13)
PUNTS	10 vs. Bal. (9/5/13)	1 at Dal. (10/6/13)
GROSS PUNTING AVERAGE	52.5 vs. Oak. (9/23/13)	38.2 vs. Phi. (9/29/13)
NET PUNTING AVERAGE	47.1 at Ind. (10/20/13)	22.0 at NYG (9/15/13)
PUNT RETURNS	5 twice (last at Hou., 12/22/13)	0 four times (last vs. Ten., 12/8/13)
PUNT RETURN YARDS	70 at Hou. (12/22/13)	0 at K.C. (12/1/13)
KICKOFF RETURNS	5 three times (last vs. Ten., 12/8/13)	0 five times (last vs. S.D., 12/12/13)
KICKOFF RETURN YARDS	209 vs. Ten. (12/8/13)	22 at Hou. (12/22/13)
INTERCEPTION RETURNS	3 vs. Was. (10/27/13)	0 nine times (last at Oak., 12/29/13)
INTERCEPTION RETURN YARDS	59 vs. Jac. (10/13/13)	0 twice (last at N.E., 11/24/13)
PENALTIES	9 three times (last at K.C., 12/1/13)	1 vs. Was. (10/27/13)
YARDS PENALIZED	102 at K.C. (12/1/13)	5 vs. Was. (10/27/13)
FUMBLES	6 at N.E. (11/24/13)	0 twice (last vs. Phi., 9/29/13)
FUMBLES LOST	3 at N.E. (11/24/13)	0 nine times (last at Hou., 12/22/13)
SACKS MADE	4 at Ind. (10/20/13)	0 six times (last vs. Ten., 12/8/13)
FUMBLES FORCED	2 four times (last at Ind., 10/20/13)	0 seven times (last at Oak., 12/29/13)
FUMBLES RECOVERED	2 twice (last vs. Jac., 10/13/13)	0 six times (last at Oak., 12/29/13)
TIME OF POSSESSION	38:49 vs. S.D. (12/12/13)	20:40 vs. Ten. (12/8/13)



## 2013 BRONCOS GAME-BY-GAME STATISTICS

	Baltimore	at N.Y. Giants	Oakland	Philadelphia	at Dallas	Jacksonville	at Indianapolis	Washington	at San Diego	Kansas City	at New England	at Kansas City	Tennessee	San Diego	at Houston	at Oakland	TOTALS	San Diego (AFC-D)	New England (AFC-C)	Seattle (SB XLVIII)	TOTALS
<b>First Downs</b>																					
Total	24	23	31	35	34	26	23	29	22	24	28	25	39	19	25	28	435	26	27	18	71
Rushing	2	5	9	11	9	8	2	6	5	6	15	6	9	1	4	9	107	13	5	2	20
Passing	20	18	20	19	20	14	19	23	17	15	11	17	25	16	20	19	293	11	21	13	45
Penalty	2	0	2	5	5	4	2	0	0	3	2	2	5	2	1	0	35	2	1	3	6
<b>Third-Down Efficiency</b>																					
Converted	8	8	5	5	9	7	5	4	3	6	9	8	5	2	2	9	95	9	7	6	22
Attempts	15	15	9	8	13	13	16	12	8	16	18	14	13	9	11	15	205	13	13	13	39
Efficiency	53%	53%	56%	63%	69%	54%	31%	33%	38%	38%	50%	57%	39%	22%	18%	60%	46%	69%	54%	46%	56%
<b>Fourth-Down Efficiency</b>																					
Converted	0	0	0	0	0	1	1	2	0	0	0	0	3	1	0	0	8	0	1	0	1
Attempts	0	0	0	0	0	1	1	2	0	0	0	0	3	1	1	0	9	0	1	3	4
Efficiency	0%	0%	0%	0%	0%	100%	100%	100%	0%	0%	0%	0%	100%	100%	0%	0%	89%	0%	100%	0%	25%
<b>Total Offense</b>																					
Net Yards	510	414	536	472	517	407	429	446	397	427	412	535	551	295	511	458	7317	363	507	306	1176
Plays	68	72	73	71	73	71	73	80	60	76	86	66	91	53	70	73	1156	70	71	64	205
Avg./play	7.5	5.8	7.3	6.6	7.1	5.7	5.9	5.6	6.6	5.6	4.8	8.1	6.1	5.6	7.3	6.3	6.3	5.2	7.1	4.8	5.7
<b>Rushing</b>																					
Net Yards	65	107	164	141	103	112	64	104	280	132	154	18	114	124	183	133	107	27	133	107	267
Attempts	23	29	35	33	31	29	20	34	22	36	48	31	32	11	18	29	461	34	28	14	76
Avg./rush	2.8	3.7	4.7	4.3	3.3	3.9	3.2	3.1	3.8	2.9	5.8	4.3	4.8	1.6	6.3	4.3	4.1	3.9	3.8	1.9	3.5
TFL - yds.	2-3	2-6	0-0	2-3	4-9	3-11	2-3	2-3	1-2	1-1	2-2	4-11	2-4	3-9	0-0	4-10	34-77	2-3	2-6	3-7	7-16
<b>Passing</b>																					
Net Yards	445	307	372	331	414	295	365	339	313	323	132	403	397	277	397	334	5444	230	400	279	909
Sacks	3	0	1	1	0	0	4	2	0	2	0	0	1	0	1	3	20	0	0	1	1
Yds. Lost	17	0	2	6	0	0	21	15	17	0	18	0	0	12	3	17	128	0	0	1	1
Gross Yds.	462	307	374	337	414	295	386	334	323	323	150	403	397	289	400	351	5572	230	400	280	910
Attempts	42	43	37	37	42	42	49	44	36	40	36	35	59	41	51	41	675	36	43	49	128
Compl.	27	30	32	30	33	28	29	30	25	24	19	22	39	27	32	34	461	25	32	34	91
Pct.	64%	70%	87%	81%	79%	67%	59%	68%	69%	60%	53%	63%	66%	66%	63%	83%	68%	69%	74%	69%	71%
Int.	0	0	0	0	1	1	1	3	0	1	2	0	0	1	0	1	0	1	0	2	3
Avg./play	9.9	7.1	9.8	8.7	9.9	7.0	6.9	7.4	8.2	8.1	3.5	11.5	6.7	6.6	7.6	7.6	7.9	6.4	9.3	5.6	7.1
<b>Kickoffs</b>																					
No.	8	8	8	9	9	6	8	8	5	6	6	6	9	5	7	7	115	5	7	3	15
In End Zone-TB	8-8	8-3	8-6	9-8	8-4	6-6	6-3	8-8	5-5	6-5	3-3	6-3	8-4	4-4	7-6	7-5	107-81	5-5	7-7	0-0	12-12
<b>Punts</b>																					
No.	7	5	1	2	0	3	7	3	5	6	8	3	2	4	6	4	66	0	1	2	3
Yards	319	210	37	92	0	129	331	147	233	275	325	132	65	186	292	120	2893	0	48	60	108
Avg.	45.6	42.0	37.0	46.0	0.0	43.0	47.3	49.0	46.6	45.8	40.6	44.0	32.5	46.5	48.7	30.0	43.8	0	48.0	30.0	36.0
Net Avg.	40.9	39.4	37.0	35.5	0.0	42.3	42.3	37.0	42.6	40.3	35.8	44.0	32.5	43.8	37.0	24.8	38.8	0	28.0	30.0	29.3
Had Blocked	0	0	0	0	0	0	0	0	0	0	0	0	0	0	0	1	1	0	0	0	0
<b>Kicks, Had Blocked</b>																					
Field Goals-PATs 0-0	0-0	0-0	0-0	0-0	0-0	0-0	0-0	0-0	0-0	0-0	0-0	0-0	0-0	0-0	0-0	0-0	0-0	0-0	0-0	0-0	0-0
<b>Punt Returns</b>																					
No.	6	4	3	2	1	1	4	1	2	3	4	3	4	0	5	1	44	3	0	1	4
Yards	63	121	34	0	9	1	16	10	6	17	13	5	27	0	21	0	743	66	0	9	75
Avg.	10.5	30.3	11.3	0.0	9.0	1.0	4.0	10.0	3.0	5.7	3.3	1.7	6.8	0.0	4.2	0.0	34.8	22	0.0	9.0	18.8
<b>Kickoff Returns</b>																					
No.	0	2	1	1	4	0	4	1	4	1	3	4	5	4	4	1	39	3	1	5	9
Yards	0	34	8	105	93	0	123	30	103	28	36	81	126	108	99	0	974	77	4	105	186
Avg.	0.0	17.0	8.0	105.0	23.3	0.0	30.8	30.0	25.8	28.0	12.0	20.3	25.2	27.0	24.8	0.0	25.0	25.7	4.0	21.0	20.7
<b>Interception Returns</b>																					
No.	2	4	0	0	1	2	0	4	0	0	0	1	1	0	2	0	17	0	0	0	0
Yards	29	0	0	0	0	10	0	97	0	0	0	0	2	0	3	0	141	0	0	0	0
Avg.	14.5	0.0	0.0	0.0	0.0	5.0	0.0	24.3	0.0	0.0	0.0	0.0	2.0	0.0	1.5	0.0	8.3	0.0	0.0	0.0	0.0
<b>Penalties</b>																					
Number	8	13	5	2	5	4	12	6	3	13	9	10	7	6	8	6	117	6	4	5	15
Yds. Lost	61	132	40	25	55	31	103	57	28	82	85	75	60	43	67	56	1000	50	34	44	128
<b>Fumbles</b>																					
No.	3	2	3	0	2	3	4	1	2	1	5	0	0	0	0	0	27	1	0	4	5
Lost	2	1	2	0	1	2	4	1	1	1	3	0	0	0	0	1	16	1	0	2	3
<b>Touchdowns</b>																					
Total TDs	7	5	4	7	6	5	4	6	4	3	4	5	6	2	4	4	76	3	2	1	6
Rush	0	2	1	1	2	3	1	1	0	2	1	0	2	0	0	0	16	1	0	0	1
Pass	7	2	3	4	4	2	3	4	4	1	2	5	4	2	4	4	55	2	2	1	5
Returns	0	1	0	2	0	0	0	1	0	0	1	0	0	0	0	0	5	0	0	0	0
<b>Extra Points</b>																					
Made-Att.	7-7	5-5	4-4	7-7	6-6	5-5	3-4	6-6	4-4	3-3	4-4	5-5	6-6	2-2	4-4	4-4	75-76	3-3	2-2	1-1	6-6
Kicking Md.-Att.	7-7	5-5	4-4	7-7	6-6	5-5	3-3	6-6	4-4	3-3	4-4	5-5	6-6	2-2	4-4	4-4	75-75	3-3	2-2	0-0	5-5
Rushing Md.-Att.	0-0	0-0	0-0	0-0	0-0	0-0	0-0	0-0	0-0	0-0	0-0	0-0	0-0	0-0	0-0	0-0	0-0	0-0	0-0	0-0	0-0
Passing Md.-Att.	0-0	0-0	0-0	0-0	0-0	0-0	0-1	0-0	0-0	0-0	0-0	0-0	0-0	0-0	0-0	0-0	0-1	0-0	0-0	1-1	1-1
<b>Field Goals</b>																					
Made-Att.	0-0	2-2	3-3	1-1	3-3	0-0	2-2	1-1	0-0	2-3	1-1	0-0	3-3	2-2	3-3	2-2	25-26	1-2	4-4	0-0	5-6
<b>Red Zone Efficiency</b>																					
Scored-Att.	2-2	2-2	4-6	5-5	6-7	4-5	3-5	3-4	2-2	3-4	3-4	3-3	5-7	2-3	1-3	3-4	51-67	3-4	2-6	1-2	6-12
Efficiency	100%	67%	67%	100%	86%	80%	60%	75%	100%	75%	100%	71%	67%	33%	75%	76%	76%	75%	33%	50%	50%
<b>Goal-To-Go Efficiency</b>																					
Scored-Att.	2-2	1-2	2-2	3-3	6-7	3-4	1-3	3-4	1-1	2-2	1-2	2-2	5-7	1-1	1-2	3-3	37-47	3-4	2-4	0-0	5-8
Efficiency	100%	50%	100%	100%	86%	75%	33%	75%	100%	100%	50%	100%	71%	100%	50%	100%	79%	75%	50%	0%	63%
<b>Safeties</b>																					
Total Points	49	41	37	52	51	35	33	45	28	27	31	35	51	20	37	34	606	24	26	8	58
Time of Poss.	26:12	28:02	35:24	33:22	32:34	28:45	28:13	32:00	21:57	29:53	38:58	28:04	39:20	21:11	28:53	35:29	30:06	35:27	35:44	28:07	

# 2013 OPPONENTS GAME-BY-GAME STATISTICS

	Baltimore	at N.Y. Giants	Oakland	Philadelphia	at Dallas	Jacksonville	at Indianapolis	Washington	at San Diego	Kansas City	at New England	at Kansas City	Tennessee	San Diego	at Houston	at Oakland	TOTALS	San Diego (AFC-D)	New England (AFC-C)	Seattle (SB XLVIII)	TOTALS
<b>First Downs</b>																					
Total	24	28	13	21	24	20	19	22	20	24	27	27	15	24	14	17	339	13	19	17	49
Rushing	3	3	2	9	3	4	5	8	7	5	3	11	8	11	5	3	90	1	4	6	11
Passing	18	15	11	12	20	15	11	11	11	14	21	12	6	10	8	13	208	10	15	10	35
Penalty	3	10	0	0	1	1	3	3	2	5	3	4	1	3	1	1	41	2	0	1	3
<b>Third-Down Efficiency</b>																					
Converted	8	1	5	8	4	5	6	7	6	4	6	5	2	6	6	5	83	4	6	7	17
Attempts	22	11	12	16	6	14	17	14	16	13	14	13	9	12	16	13	218	12	12	12	36
Efficiency	36%	9%	42%	50%	67%	36%	29%	43%	44%	31%	43%	38%	22%	50%	38%	39%	38%	33%	50%	58%	47%
<b>Fourth-Down Efficiency</b>																					
Converted	0	0	0	0	0	0	0	0	1	0	0	1	2	0	0	0	4	1	1	0	2
Attempts	1	1	1	0	0	3	0	0	1	1	1	2	3	0	0	0	15	1	2	2	5
Efficiency	0%	0%	0%	0%	0%	0%	0%	0%	100%	0%	0%	50%	67%	0%	0%	0%	27%	100%	50%	0%	40%
<b>Total Offense</b>																					
Net Yards	393	376	342	450	522	362	334	266	329	344	440	452	254	337	240	255	5696	259	320	341	920
Plays	87	89	51	69	54	71	71	70	68	73	84	67	48	66	66	60	1074	49	56	55	160
Avg./play	4.5	5.4	6.7	6.5	9.7	5.1	4.7	3.8	4.8	4.7	5.2	6.7	5.3	5.1	3.6	4.3	5.3	5.3	5.7	6.2	5.8
<b>Rushing</b>																					
Net Yards	58	23	49	166	52	71	121	112	131	144	116	159	96	177	87	64	1626	65	64	135	264
Attempts	21	19	17	34	14	27	31	28	35	25	31	25	22	44	26	20	422	18	16	29	63
Avg./rush	2.8	1.2	2.9	4.7	3.7	2.6	3.9	4.0	3.7	5.8	3.7	6.4	4.4	4.0	3.3	3.2	3.9	3.6	4	4.7	4.2
TFL - yds.	4-6	5-13	4-11	3-8	2-4	5-10	5-9	2-5	2-5	1-3	2-4	1-1	2-12	4-6	3-5	2-3	47-106	0-0	1-1	3-3	4-4
<b>Passing</b>																					
Net Yards	335	353	293	284	470	291	213	154	198	200	324	293	158	160	153	191	4070	194	256	206	656
Sacks	4	1	3	3	4	2	2	3	4	3	3	0	2	2	3	2	41	4	2	0	6
Yds. Lost	27	9	23	13	36	12	15	26	20	30	20	0	14	6	23	16	290	23	21	0	44
Gross Yds.	362	362	316	297	506	303	228	180	218	230	344	293	172	166	176	207	4360	217	277	206	700
Attempts	62	49	31	31	36	42	38	39	29	45	50	42	24	20	37	38	613	27	38	26	91
Compl.	34	28	21	17	25	27	21	20	19	21	34	26	13	12	18	21	357	18	24	18	60
Pct.	55%	57%	68%	55%	69%	64%	55%	51%	66%	47%	68%	62%	54%	60%	49%	55%	58%	67%	63%	69%	66%
Int.	2	4	0	0	1	2	0	4	0	0	2	0	1	0	2	0	17	0	0	0	0
Avg./play	5.1	7.1	8.6	8.4	11.8	6.6	5.3	3.7	6.0	4.2	6.1	7.0	6.1	7.3	3.8	4.8	6.4	6.3	6.4	7.9	6.9
<b>Kickoffs</b>																					
No.	6	6	4	5	8	5	8	4	5	4	7	5	5	6	4	3	85	4	4	8	16
In End Zone-TB	6-6	4-3	2-2	5-4	7-4	5-5	8-4	4-3	5-1	4-3	4-4	2-1	5-0	5-1	2-0	1-1	69-42	2-0	2-2	6-3	10-5
<b>Punts</b>																					
No.	10	5	6	5	1	3	9	7	5	7	6	5	4	3	8	5	89	4	3	1	8
Yards	456	231	315	191	51	135	440	274	238	358	267	229	201	126	359	229	4100	207	147	45	399
Avg.	45.6	46.2	52.5	47.8	51.0	45.0	48.9	39.1	47.6	51.1	44.5	45.8	50.3	42.0	44.9	45.8	46.1	51.8	49.0	45.0	49.9
Net Avg.	39.3	22.0	43.5	30.2	42.0	44.7	47.1	37.7	46.4	40.1	39.0	44.8	43.5	42.0	42.3	41.8	40.4	30.3	49.0	36.0	38.0
Had Blocked	1	0	0	0	0	0	0	0	0	0	0	0	0	0	0	0	2	0	0	0	0
<b>Kicks, Had Blocked</b>																					
Field Goals-PATs 0-0	0-0	0-0	0-0	0-0	0-0	0-0	0-0	0-0	0-0	0-0	0-0	0-0	0-0	0-0	0-0	0-0	0-0	0-0	0-0	0-0	0-0
<b>Punt Returns</b>																					
No.	1	2	0	1	0	2	3	2	0	5	3	1	0	2	5	1	28	0	0	0	0
Yards	13	13	0	21	0	2	35	36	0	33	39	0	0	11	70	1	274	0	0	0	0
Avg.	13.0	6.5	0.0	21.0	0.0	1.0	11.7	18.0	0.0	6.6	13.0	0.0	0.0	5.5	14.0	1.0	9.8	0.0	0.0	0.0	0.0
<b>Kickoff Returns</b>																					
No.	0	5	2	1	5	0	4	0	0	1	3	3	5	0	1	2	32	0	0	2	2
Yards	0	121	45	26	123	0	104	0	0	23	51	161	209	0	22	51	936	0	0	107	107
Avg.	0.0	24.2	22.5	26.0	24.6	0.0	26.0	0.0	0.0	2.0	17.0	53.7	41.8	0.0	22.0	25.5	29.3	0.0	0.0	53.5	53.5
<b>Interception Returns</b>																					
No.	0	0	0	0	1	1	1	3	0	0	1	2	0	1	0	0	10	1	0	2	3
Yards	0	0	0	0	0	59	4	42	0	0	0	20	0	6	0	0	131	0	0	71	71
Avg.	0.0	0.0	0.0	0.0	0.0	59.0	4.0	14.0	0.0	0.0	0.0	10.0	0.0	6.0	0.0	0.0	13.1	0.0	0.0	35.5	23.7
<b>Penalties</b>																					
Number	7	4	8	8	9	7	6	1	6	9	5	9	8	4	4	2	97	8	2	10	20
Yds. Lost	53	16	77	62	81	62	52	5	40	53	36	102	66	35	57	10	807	63	15	104	182
<b>Fumbles</b>																					
No.	1	0	1	0	1	2	1	3	1	2	6	1	1	1	1	3	25	0	0	0	0
Lost	0	0	0	0	1	0	1	1	0	1	3	0	1	1	0	1	9	0	0	0	0
<b>Touchdowns</b>																					
Total TDs	3	2	3	2	6	2	4	3	2	2	4	4	4	3	1	2	47	2	2	5	9
Rush	1	1	1	1	1	1	1	1	1	0	1	1	3	1	0	0	15	0	1	1	2
Pass	2	1	2	1	5	0	3	1	1	2	3	2	1	2	1	2	29	2	1	2	5
Returns	0	0	0	0	0	1	0	1	0	0	0	1	0	0	0	0	3	0	0	2	2
<b>Extra Points</b>																					
Made-Att.	3-3	2-2	3-3	2-2	5-6	1-2	4-4	3-3	2-2	2-2	4-4	4-4	4-4	3-3	1-1	2-2	45-47	2-2	1-2	5-5	8-9
Kicking Md.-Att.	3-3	2-2	3-3	2-2	4-4	1-1	4-4	3-3	2-2	2-2	4-4	4-4	4-4	3-3	1-1	2-2	44-44	2-2	1-1	5-5	8-8
Rushing Md.-Att.	0-0	0-0	0-0	0-0	0-0	0-0	0-0	0-0	0-0	0-0	0-0	0-0	0-0	0-0	0-0	0-0	0-1	0-0	0-1	0-0	0-1
Passing Md.-Att.	0-0	0-0	0-0	0-0	1-1	0-1	0-0	0-0	0-0	0-0	0-0	0-0	0-0	0-0	0-0	0-0	1-2	0-0	0-0	0-0	0-0
<b>Field Goals</b>																					
Made-Att.	2-2	3-3	0-0	2-3	2-2	2-2	3-3	0-0	2-3	1-1	2-2	0-0	0-0	2-2	2-2	0-1	23-27	1-2	1-1	2-2	4-5
<b>Red Zone Efficiency</b>																					
Scored-Att.	3-5	1-3	2-3	2-5	5-6	1-3	3-4	2-2	2-4	2-4	4-6	3-5	2-2	2-4	1-2	2-2	37-60	2-3	2-3	2-4	6-10
Efficiency	60%	33%	67%	40%	83%	33%	75%	100%	50%	50%	67%	60%	100%	50%	50%	100%	62%	67%	67%	50%	60%
<b>Goal-to-Go Efficiency</b>																					
Scored-Att.	2-3	1-1	1-2	2-2	5-6	1-2	0-1	2-2	1-1	2-3	3-3	2-3	2-2	0-0	0-0	1-1	25-32	0-0	1-1	2-3	3-4
Efficiency	67%	100%	50%	100%	83%	50%	0%	100%	100%	67%	100%	67%	100%	0%	0%	100%	78%	0%	100%	67%	75%
<b>Safeties</b>																					
Total	0	0	0	0	0	0	0	0	0	0	0	0	0	0	0	0	1	0	0	1	1
<b>Total Points</b>	27	23	21	20	48	19	39	21	20	17	34	28	28	27	13	14	399	17	16	43	

## 2013 GAME-BY-GAME PARTICIPATION

**KEY:** **INA** - inactive: **PS** - practice squad: **NWT** - not with team: **SUS** - suspended: **IR** - injured reserve

## 2013 INDIVIDUAL GAME-BY-GAME STATISTICS — PASSING

	MANNING										OSWEILER									
Game	Att.	Cmp.	Yds.	Pct.	Yds./		TD	Int	Sack/		Att.	Yds.	Pct.	TD	Int	LG	Lost	Rtg.	Sack/	
					Att.	TD			LG	Lost										Att.
vs. Bal. (9/5)	42	27	462	64.3	11.0	7	0	78	3/17	141.1										
at NYG (9/15)	43	30	307	69.8	7.1	2	0	36	0/0	105.5										
vs. Oak. (9/23)	37	32	374	86.5	10.1	3	0	61	1/2	135.8										
vs. Phi. (9/29)	34	28	327	82.4	9.6	4	0	52	1/6	146.0										
at Dal. (10/6)	42	33	414	78.6	9.9	4	1	57	0/0	129.6										
vs. Jac. (10/13)	42	28	295	66.7	7.0	2	1	42	0/0	92.9										
at Ind. (10/20)	49	29	386	59.2	7.9	3	1	49	4/21	96.1										
vs. Was. (10/27)	44	30	354	68.2	8.1	4	3	35	2/15	94.3										
at S.D. (11/10)	36	25	330	69.4	9.2	4	0	74	2/17	135.2										
vs. K.C. (11/17)	40	24	323	60.0	8.1	1	0	70	0/0	94.1										
at N.E. (11/24)	36	19	150	52.8	4.2	2	1	31	2/18	70.4										
at K.C. (12/1)	35	22	403	62.9	11.5	5	2	77	0/0	118.2										
vs. Ten. (12/8)	59	39	397	66.1	6.7	4	0	38	0/0	107.8										
vs. S.D. (12/12)	41	27	289	65.9	7.1	2	1	22	1/12	92.4										
at Hou. (12/22)	51	32	400	62.7	7.8	4	0	36	1/3	113.2										
at Oak. (12/29)	28	25	266	89.3	9.5	4	0	63	1/9	145.8										
TOTALS	659	450	5477	68.3	8.3	55	10	781	18/120	115.1										
vs. S.D. (1/12)	36	25	230	69.4	6.4	2	1	21	0/0	93.5										
vs. N.E. (1/19)	43	32	400	74.4	9.3	2	0	37	0/0	118.4										
vs. Sea. (2/2)	49	34	280	69.4	5.7	1	2	23	1/1	73.5										
TOTALS	128	91	910	71.1	7.1	5	3	37	1/1	94.2										

## 2013 INDIVIDUAL GAME-BY-GAME STATISTICS — RUSHING

MORENO						BALL						HILLMAN						ANDERSON					
Game	No.	Yds.	Avg.	LG	TD	No.	Yds.	Avg.	LG	TD	No.	Yds.	Avg.	LG	TD	No.	Yds.	Avg.	LG	TD			
vs. Bal. (9/5)	9	28	3.1	7	0	8	24	3.0	9	0	4	15	3.8	7	0					INACTIVE			
at NYG (9/15)	13	93	7.2	25t	2	12	14	1.2	3	0	1	3	3.0	3	0					INACTIVE			
vs. Oak. (9/23)	12	39	3.3	9	0	11	61	5.5	12	0	9	66	7.3	19	1					INACTIVE			
vs. Phi. (9/29)	12	78	6.5	17	1	8	24	3.0	6	0	11	36	3.3	10	0					INACTIVE			
at Dal. (10/6)	19	93	4.9	16	1	1	1	1.0	1	0	7	17	2.4	17	0					INACTIVE			
vs. Jac. (10/13)	15	42	2.8	11	3	3	15	5.0	15	0	4	20	5.0	11	0					INACTIVE			
at Ind. (10/20)	15	40	2.7	9	1	0	0	0.0	—	0	4	25	6.3	14	0					INACTIVE			
vs. Was. (10/27)	13	43	3.3	8	0	12	38	3.2	8	1		INACTIVE				4	22	5.5	11	0			
at S.D. (11/10)	15	65	4.3	9	0	5	20	4.0	12	0		INACTIVE				0	0	0.0	—	0			
vs. K.C. (11/17)	27	79	2.9	11	0	8	25	3.1	8	2		INACTIVE				0	0	0.0	—	0			
at N.E. (11/24)	37	224	6.1	18	1	7	40	5.7	16	0		INACTIVE				3	16	5.3	6	0			
at K.C. (12/1)	15	18	1.2	13	0	13	117	9.0	45	0	0	0	0.0	—	0					INACTIVE			
vs. Ten. (12/8)	14	78	5.6	25	1	15	77	5.1	15	1		INACTIVE				0	0	0.0	—	0			
vs. S.D. (12/12)	8	19	2.4	6	0	3	-1	-0.3	3	0		DID NOT PLAY								INACTIVE			
at Hou. (12/22)	11	76	6.9	31	0	4	32	8.0	13	0	3	6	2.0	3	0					INACTIVE			
at Oak. (12/29)	6	23	3.8	10	0	10	72	7.2	21	0	12	30	2.5	8	0					INACTIVE			
TOTALS	241	1038	4.3	31	10	120	559	4.7	45	4	55	218	4.0	19	1		7	38	5.4	11	0		
vs. S.D. (1/12)	23	82	3.6	14	1	10	52	5.2	9	0		INACTIVE								DID NOT PLAY			
vs. N.E. (1/19)	14	59	4.2	28	0	12	43	3.6	9	0		INACTIVE								DID NOT PLAY			
vs. Sea. (2/2)	5	17	3.4	9	0	6	1	0.2	3	0		INACTIVE				2	9	4.5	6	0			
TOTALS	42	158	3.8	28	1	28	96	3.4	9	0	0	0	0.0	—	0		2	9	4.5	6	0		

BRUTON						HOLLIDAY						CALDWELL						OSWEILER					
Game	No.	Yds.	Avg.	LG	TD	No.	Yds.	Avg.	LG	TD	No.	Yds.	Avg.	LG	TD	No.	Yds.	Avg.	LG	TD			
vs. Bal. (9/5)	0	0	0.0	—	0	0	0	0.0	—	0	0	0	0.0	—	0					DID NOT PLAY			
at NYG (9/15)	0	0	0.0	—	0	0	0	0.0	—	0	0	0	0.0	—	0					DID NOT PLAY			
vs. Oak. (9/23)	0	0	0.0	—	0	0	0	0.0	—	0	0	0	0.0	—	0					DID NOT PLAY			
vs. Phi. (9/29)	0	0	0.0	—	0	0	0	0.0	—	0	0	0	0.0	—	0		2	3	1.4	4	0		
at Dal. (10/6)	0	0	0.0	—	0	0	0	0.0	—	0	0	0	0.0	—	0					DID NOT PLAY			
vs. Jac. (10/13)	1	35	35.0	35	0	0	0	0.0	—	0	1	7	7.0	7	0					DID NOT PLAY			
at Ind. (10/20)	0	0	0.0	—	0	0	0	0.0	—	0	0	0	0.0	—	0					DID NOT PLAY			
vs. Was. (10/27)	0	0	0.0	—	0	1	7	7.0	7	0	0	0	0.0	—	0					DID NOT PLAY			
at S.D. (11/10)	0	0	0.0	—	0	0	0	0.0	—	0	0	0	0.0	—	0					DID NOT PLAY			
vs. K.C. (11/17)	0	0	0.0	—	0	0	0	0.0	—	0	0	0	0.0	—	0					DID NOT PLAY			
at N.E. (11/24)	0	0	0.0	—	0	0	0	0.0	—	0	0	0	0.0	—	0		0	0	0.0	—	0		
at K.C. (12/1)	0	0	0.0	—	0	0	0	0.0	—	0	0	0	0.0	—	0					DID NOT PLAY			
vs. Ten. (12/8)	0	0	0.0	—	0		INACTIVE			0	0	0	0.0	—	0					DID NOT PLAY			
vs. S.D. (12/12)	0	0	0.0	—	0	0	0	0.0	—	0	0	0	0.0	—	0					DID NOT PLAY			
at Hou. (12/22)	0	0	0.0	—	0	0	0	0.0	—	0	0	0	0.0	—	0		0	0	0.0	—	0		
at Oak. (12/29)	0	0	0.0	—	0	0	0	0.0	—	0	0	0	0.0	—	0		1	-1	-1.0	-1	0		
TOTALS	1	35	35.0	35	0	1	7	7.0	7	0	1	7	7.0	7	0		3	2	0.7	4	0		
vs. S.D. (1/12)	0	0	0.0	—	0	0	0	0.0	—	0	0	0	0.0	—	0					DID NOT PLAY			
vs. N.E. (1/19)	0	0	0.0	—	0	0	0	0.0	—	0	0	0	0.0	—	0					DID NOT PLAY			
vs. Sea. (2/2)	0	0	0.0	—	0	0	0	0.0	—	0	0	0	0.0	—	0					DID NOT PLAY			
TOTALS	0	0	0.0	—	0	0	0	0.0	—	0	0	0	0.0	—	0		0	0	0.0	—	0		

# 2013 INDIVIDUAL GAME-BY-GAME STATISTICS — RECEIVING

D.THOMAS						DECKER						WELKER						J.THOMAS					
Game	No.	Yds.	Avg.	LG	TD	No.	Yds.	Avg.	LG	TD	No.	Yds.	Avg.	LG	TD	No.	Yds.	Avg.	LG	TD			
vs. Bal. (9/5)	5	161	32.2	78t	2	2	32	16.0	27	0	9	67	7.4	15	2	5	110	22.0	44	2			
at NYG (9/15)	5	52	10.4	18	0	9	87	9.7	19	0	3	39	13.0	20	1	6	47	7.8	19	1			
vs. Oak. (9/23)	10	94	9.4	22	0	8	133	16.6	61	1	7	84	12.0	32	1	3	37	12.3	14	1			
vs. Phi. (9/29)	9	86	9.6	15t	2	5	88	17.6	52	0	7	76	10.9	33	2	4	43	10.8	13	0			
at Dal. (10/6)	5	57	11.4	26	0	5	87	17.4	57	1	5	49	9.8	16	1	9	122	13.6	29	2			
vs. Jac. (10/13)	3	78	26.0	42	0	5	50	10.0	23	0	6	63	10.5	26	1	4	22	5.5	11	1			
at Ind. (10/20)	4	82	20.5	31t	1	8	150	18.8	49	1	7	96	13.7	25	0	5	41	8.2	13	1			
vs. Was. (10/27)	7	75	10.7	35t	1	4	42	10.5	19	0	6	81	13.5	24	1	3	29	9.7	19	0			
at S.D. (11/10)	7	108	15.4	34t	3	3	52	17.3	34	0	3	21	7.0	11	0	3	96	32.0	74t	1			
vs. K.C. (11/17)	5	121	24.2	70	0	5	71	14.2	33	0	8	72	9.0	20	0	3	43	14.3	20	1			
at N.E. (11/24)	4	41	10.3	15	1	1	5	5.0	5	0	4	31	7.8	17	0	INACTIVE							
at K.C. (12/1)	3	106	35.3	77	0	8	174	21.8	42	4	3	38	12.7	20	0	INACTIVE							
vs. Ten. (12/8)	7	88	12.6	38	1	8	117	14.6	24	1	5	61	12.2	30	1	5	35	7.0	12	1			
vs. S.D. (12/12)	4	45	11.3	21	0	2	42	21.0	21	0	INACTIVE					4	49	12.3	22	0			
at Hou. (12/22)	8	123	15.4	36t	1	10	131	13.1	35	2	INACTIVE					6	78	13.0	25t	1			
at Oak. (12/29)	6	113	18.8	63t	2	4	27	6.8	12	1	INACTIVE					5	36	7.2	10	0			
TOTALS	92	1430	15.5	78t	14	87	1288	14.8	61	11	73	778	10.7	33	10	65	788	12.1	74t	12			
vs. S.D. (1/12)	8	54	6.8	9	1	2	32	16.0	19	0	6	38	6.3	8	1	6	76	12.7	21	0			
vs. N.E. (1/19)	7	134	19.1	30	1	5	73	14.6	21	0	4	38	9.5	16	0	8	85	10.6	37	0			
vs. Sea. (2/2)	13	118	9.1	23	1	1	6	6.0	6	0	8	84	10.5	22	0	4	27	6.8	11	0			
TOTALS	28	306	10.9	30	3	8	111	13.9	21	0	18	160	8.9	22	1	18	188	10.4	37	0			

MORENO						TAMME						BALL						CALDWELL					
Game	No.	Yds.	Avg.	LG	TD	No.	Yds.	Avg.	LG	TD	No.	Yds.	Avg.	LG	TD	No.	Yds.	Avg.	LG	TD			
vs. Bal. (9/5)	3	37	12.3	23	0	0	0	0.0	—	0	0	0	0.0	—	0	1	28	28.0	28t	1			
at NYG (9/15)	3	14	4.7	6	0	0	0	0.0	—	0	2	27	13.5	15	0	1	36	36.0	36	0			
vs. Oak. (9/23)	1	6	6.0	6	0	1	5	5.0	5	0	0	0	0.0	—	0	0	0	0.0	—	0			
vs. Phi. (9/29)	1	13	13.0	13	0	0	0	0.0	—	0	0	0	0.0	—	0	1	5	5.0	5	0			
at Dal. (10/6)	5	57	11.4	19	0	0	0	0.0	—	0	0	0	0.0	—	0	0	0	0.0	—	0			
vs. Jac. (10/13)	7	62	8.9	28	0	0	0	0.0	—	0	0	0	0.0	—	0	0	0	0.0	—	0			
at Ind. (10/20)	3	9	3.0	4	0	1	7	7.0	7	0	0	0	0.0	—	0	0	0	0.0	—	0			
vs. Was. (10/27)	6	89	14.8	35t	1	1	15	15.0	15	0	0	0	0.0	—	0	1	14	14.0	14	0			
at S.D. (11/10)	8	49	6.1	11	0	0	0	0.0	—	0	0	0	0.0	—	0	0	0	0.0	—	0			
vs. K.C. (11/17)	0	0	0.0	—	0	0	0	0.0	—	0	3	16	5.3	11	0	0	0	0.0	—	0			
at N.E. (11/24)	1	6	6.0	6	0	5	47	9.4	12	1	3	17	5.7	31	0	0	0	0.0	—	0			
at K.C. (12/1)	4	72	18.0	34	1	1	3	3.0	3	0	1	4	4.0	4	0	1	4	4.0	4	0			
vs. Ten. (12/8)	6	31	5.2	13	0	4	47	11.8	15	0	3	10	3.3	11	0	0	0	0.0	—	0			
vs. S.D. (12/12)	5	36	7.2	15	0	1	9	9.0	9	0	5	49	9.8	15	0	6	59	9.8	15t	2			
at Hou. (12/22)	2	26	13.0	17	0	3	22	7.3	10	0	0	0	0.0	—	0	2	12	6.0	13	0			
at Oak. (12/29)	5	41	8.2	12	1	3	29	9.7	11	0	3	22	7.3	10	0	3	42	14.0	19	0			
TOTALS	60	548	9.1	35t	3	20	184	9.2	15	1	20	145	7.3	31	0	16	200	12.5	36	3			
vs. S.D. (1/12)	1	12	12.0	12	0	0	0	0.0	—	0	0	0	0.0	—	0	1	15	15.0	15	0			
vs. N.E. (1/19)	2	22	11.0	18	0	2	24	12.0	23	1	3	13	4.3	12	0	1	11	11.0	11	0			
vs. Sea. (2/2)	3	20	6.7	7	0	2	9	4.5	11	0	2	2	1.0	1	0	0	0	0.0	—	0			
TOTALS	6	54	9.0	18	0	4	33	8.3	23	1	5	15	3.0	12	0	2	26	13.0	15	0			

HILLMAN						GREEN						DREESSEN					
Game	No.	Yds.	Avg.	LG	TD	No.	Yds.	Avg.	LG	TD	No.	Yds.	Avg.	LG	TD		
vs. Bal. (9/5)	2	27	13.5	17	0	0	0	0.0	—	0	INACTIVE						
at NYG (9/15)	0	0	0.0	—	0	1	5	5.0	5	0	INACTIVE						
vs. Oak. (9/23)	1	12	12.0	12	0	1	3	3.0	3	0	INACTIVE						
vs. Phi. (9/29)	2	21	10.5	14	0	1	5	5.0	5	0	0	0	0.0	—	0		
at Dal. (10/6)	4	42	10.5	19	0	0	0	0.0	—	0	0	0	0.0	—	0		
vs. Jac. (10/13)	2	16	8.0	11	0	0	0	0.0	—	0	1	4	4.0	4	0		
at Ind. (10/20)	1	1	1.0	1	0	0	0	0.0	—	0	0	0	0.0	—	0		
vs. Was. (10/27)	INACTIVE					0	0	0.0	—	0	2	9	4.5	8	1		
at S.D. (11/10)	INACTIVE					1	4	4.0	4	0	0	0	0.0	—	0		
vs. K.C. (11/17)	INACTIVE					0	0	0.0	—	0	0	0	0.0	—	0		
at N.E. (11/24)	INACTIVE					1	3	3.0	3	0	0	0	0.0	—	0		
at K.C. (12/1)	0	0	0.0	—	0	1	2	2.0	2	0	0	0	0.0	—	0		
vs. Ten. (12/8)	INACTIVE					0	0	0.0	—	0	1	8	8.0	8	0		
vs. S.D. (12/12)	DID NOT PLAY					0	0	0.0	—	0	0	0	0.0	—	0		
at Hou. (12/22)	0	0	0.0	—	0	1	8	8.0	8	0	0	0	0.0	—	0		
at Oak. (12/29)	0	0	0.0	—	0	2	15	7.5	10	0	3	26	8.7	14	0		
TOTALS	12	119	9.9	19	0	9	45	5.0	10	0	7	47	6.7	14	1		
vs. S.D. (1/12)	INACTIVE					1	3	3.0	3	0	INACTIVE						
vs. N.E. (1/19)	INACTIVE					0	0	0.0	—	0	INACTIVE						
vs. Sea. (2/2)	INACTIVE					0	0	0.0	—	0	INACTIVE						
TOTALS	0	0	0.0	—	0	1	3	3.0	3	0	0	0	0.0	—	0		

## 2013 INDIVIDUAL GAME-BY-GAME STATISTICS — KICK RETURNS

Game	HOLLIDAY					CALDWELL					BOLDEN				
	No.	Yds.	Avg.	LG	TD	No.	Yds.	Avg.	LG	TD	No.	Yds.	Avg.	LG	TD
vs. Bal. (9/5)	0	0	0.0	—	0	0	0	0.0	—	0	0	0	0.0	—	0
at NYG (9/15)	2	34	17.0	22	0	0	0	0.0	—	0	0	0	0.0	—	0
vs. Oak. (9/23)	0	0	0.0	—	0	0	0	0.0	—	0	0	0	0.0	—	0
vs. Phi. (9/29)	1	105	105.0	105t	1	0	0	0.0	—	0	0	0	0.0	—	0
at Dal. (10/6)	3	87	29.0	40	0	0	0	0.0	—	0	0	0	0.0	—	0
vs. Jac. (10/13)	0	0	0.0	—	0	0	0	0.0	—	0	0	0	0.0	—	0
at Ind. (10/20)	4	123	30.8	56	0	0	0	0.0	—	0	0	0	0.0	—	0
vs. Was. (10/27)	1	30	30.0	30	0	0	0	0.0	—	0	0	0	0.0	—	0
at S.D. (11/10)	4	103	25.8	0	0	0	0	0.0	—	0	0	0	0.0	—	0
vs. K.C. (11/17)	1	28	28.0	28	0	0	0	0.0	—	0	0	0	0.0	—	0
at N.E. (11/24)	3	36	12.0	12	0	0	0	0.0	—	0	0	0	0.0	—	0
at K.C. (12/1)	1	22	22.0	22	0	3	59	19.7	24	0	0	0	0.0	—	0
vs. Ten. (12/8)	INACTIVE					3	82	27.3	34	0	2	44	22.0	25	0
vs. S.D. (12/12)	4	108	27.0	39	0	0	0	0.0	—	0	0	0	0.0	—	0
at Hou. (12/22)	4	99	24.8	32	0	0	0	0.0	—	0	0	0	0.0	—	0
at Oak. (12/29)	0	0	0.0	—	0	0	0	0.0	—	0	0	0	0.0	—	0
<b>TOTALS</b>	<b>28</b>	<b>775</b>	<b>27.7</b>	<b>105t</b>	<b>1</b>	<b>6</b>	<b>141</b>	<b>23.5</b>	<b>34</b>	<b>0</b>	<b>2</b>	<b>44</b>	<b>22.0</b>	<b>25</b>	<b>0</b>
vs. S.D. (1/12)	3	77	25.7	37	0	0	0	0.0	—	0	0	0	0.0	—	0
vs. N.E. (1/19)	1	4	4.0	4	0	0	0	0.0	—	0	0	0	0.0	—	0
vs. Sea. (2/2)	5	105	21.0	32	0	0	0	0.0	—	0	0	0	0.0	—	0
<b>TOTALS</b>	<b>9</b>	<b>186</b>	<b>20.7</b>	<b>37</b>	<b>0</b>	<b>0</b>	<b>0</b>	<b>0.0</b>	<b>—</b>	<b>0</b>	<b>0</b>	<b>0</b>	<b>0.0</b>	<b>—</b>	<b>0</b>

## 2013 INDIVIDUAL GAME-BY-GAME STATISTICS — PUNT RETURNS

Game	HOLLIDAY					WELKER					DECKER				
	No.	Yds.	Avg.	LG	TD	No.	Yds.	Avg.	LG	TD	No.	Yds.	Avg.	LG	TD
vs. Bal. (9/5)	4	36	9.0	14	0	2	27	13.5	27	0	0	0	0.0	—	0
at NYG (9/15)	4	121	30.3	81t	1	0	0	0.0	—	0	0	0	0.0	—	0
vs. Oak. (9/23)	3	34	11.3	20	0	0	0	0.0	—	0	0	0	0.0	—	0
vs. Phi. (9/29)	0	0	0.0	—	0	0	0	0.0	—	0	0	0	0.0	—	0
at Dal. (10/6)	1	9	9.0	9	0	0	0	0.0	—	0	0	0	0.0	—	0
vs. Jac. (10/13)	1	1	1.0	1	0	0	0	0.0	—	0	0	0	0.0	—	0
at Ind. (10/20)	4	16	4.0	12	0	0	0	0.0	—	0	0	0	0.0	—	0
vs. Was. (10/27)	1	10	10.0	10	0	0	0	0.0	—	0	0	0	0.0	—	0
at S.D. (11/10)	2	6	3.0	6	0	0	0	0.0	—	0	0	0	0.0	—	0
vs. K.C. (11/17)	3	17	5.7	12	0	0	0	0.0	—	0	0	0	0.0	—	0
at N.E. (11/24)	1	0	0.0	—	0	2	13	6.5	12	0	0	0	0.0	—	0
at K.C. (12/1)	0	0	0.0	—	0	3	5	1.7	5	0	0	0	0.0	—	0
vs. Ten. (12/8)	INACTIVE					3	25	8.3	10	1	1	2	2.0	2	0
vs. S.D. (12/12)	0	0	0.0	—	0	INACTIVE					0	0	0.0	—	0
at Hou. (12/22)	5	21	4.2	8	0	INACTIVE					0	0	0.0	—	0
at Oak. (12/29)	1	0	0.0	0	0	INACTIVE					0	0	0.0	—	0
<b>TOTALS</b>	<b>32</b>	<b>271</b>	<b>8.5</b>	<b>81t</b>	<b>1</b>	<b>10</b>	<b>70</b>	<b>7.0</b>	<b>27</b>	<b>0</b>	<b>1</b>	<b>2</b>	<b>2.0</b>	<b>2</b>	<b>0</b>
vs. S.D. (1/12)	0	0	0.0	—	0	0	0	0.0	—	0	3	66	22.0	47	0
vs. N.E. (1/19)	0	0	0.0	—	0	0	0	0.0	—	0	0	0	0.0	—	0
vs. Sea. (2/2)	0	0	0.0	—	0	0	0	0.0	—	0	1	9	9.0	9	0
<b>TOTALS</b>	<b>0</b>	<b>0</b>	<b>0.0</b>	<b>—</b>	<b>0</b>	<b>0</b>	<b>0</b>	<b>0.0</b>	<b>—</b>	<b>0</b>	<b>4</b>	<b>75</b>	<b>18.8</b>	<b>47</b>	<b>0</b>

## 2013 KICKING / PUNTING

PRATER										COLQUITT									
Game	1-19	20-29	30-39	40-49	50+	Total	Pct.	LG	PATM/A	Game	No.	Yds.	Avg.	Net	TB	In20	LG	BK	
vs. Bal. (9/5)	0-0	0-0	0-0	0-0	0-0	0-0	.000	—	7-7	vs. Bal. (9/5)	7	319	45.6	40.9	1	5	59	0	
at NYG (9/15)	0-0	0-0	0-0	2-2	0-0	2-2	1.000	47	5-5	at NYG (9/15)	5	210	42.0	39.4	0	2	53	0	
vs. Oak. (9/23)	0-0	0-0	0-0	2-2	1-1	3-3	1.000	53	4-4	vs. Oak. (9/23)	1	37	37.0	37.0	0	1	37	0	
vs. Phi. (9/29)	0-0	0-0	0-0	0-0	1-1	1-1	1.000	53	7-7	vs. Phi. (9/29)	2	92	46.0	35.5	0	1	60	0	
at Dal. (10/6)	0-0	1-1	0-0	1-1	1-1	3-3	1.000	50	6-6	at Dal. (10/6)	0	0	0.0	0.0	0	0	—	0	
vs. Jac. (10/13)	0-0	0-0	0-0	0-0	0-0	0-0	.000	—	5-5	vs. Jac. (10/13)	3	129	43.0	42.3	0	0	48	0	
at Ind. (10/20)	0-0	0-0	1-1	1-1	0-0	2-2	1.000	47	3-3	at Ind. (10/20)	7	331	47.3	42.3	0	1	53	0	
vs. Was. (10/27)	1-1	0-0	0-0	0-0	0-0	1-1	1.000	19	6-6	vs. Was. (10/27)	3	147	49.0	37.0	0	1	55	0	
at S.D. (11/10)	0-0	0-0	0-0	0-0	0-0	0-0	.000	—	4-4	at S.D. (11/10)	5	233	46.6	42.6	1	0	59	0	
vs. K.C. (11/17)	0-0	0-0	1-1	0-0	1-2	2-3	.667	54	3-3	vs. K.C. (11/17)	6	275	45.8	40.3	0	1	54	0	
at N.E. (11/24)	0-0	1-1	0-0	0-0	0-0	0-0	1.000	27	4-4	at N.E. (11/24)	8	325	40.6	35.8	0	4	49	0	
at K.C. (12/1)	0-0	0-0	0-0	0-0	0-0	0-0	.000	—	5-5	at K.C. (12/1)	3	132	44.0	44.0	0	2	53	0	
vs. Ten. (12/8)	1-1	1-1	0-0	0-0	0-0	1-1	3-3	1.000	64	6-6	vs. Ten. (12/8)	2	65	32.5	32.5	0	2	36	0
vs. S.D. (12/12)	0-0	0-0	1-1	1-1	0-0	2-2	1.000	42	2-2	vs. S.D. (12/12)	4	186	46.5	43.8	0	1	51	0	
at Hou. (12/22)	0-0	1-1	1-1	1-1	0-0	3-3	1.000	44	4-4	at Hou. (12/22)	6	292	48.7	37.0	0	1	55	0	
at Oak. (12/29)	0-0	0-0	1-1	0-0	1-1	2-2	1.000	54	4-4	at Oak. (12/29)	3	120	40.0	24.8	1	1	48	1	
TOTALS	2-2	4-4	5-5	8-8	6-7	25-26	.962	64	75-75	TOTALS	65	2893	44.5	38.8	3	23	60	1	
vs. S.D. (1/12)	0-0	0-0	0-0	1-2	0-0	1-2	.500	45	3-3	vs. S.D. (1/12)	0	0	0.0	0.0	0	0	—	0	
vs. N.E. (1/19)	1-1	1-1	1-1	0-0	1-1	4-4	1.000	54	2-2	vs. N.E. (1/19)	1	48	48.0	28.0	1	0	48	0	
vs. Sea. (2/2)	0-0	0-0	0-0	0-0	0-0	0-0	.000	—	0-0	vs. Sea. (2/2)	2	60	30.0	30.0	0	1	31	0	
TOTALS	1-1	1-1	1-1	1-2	1-1	5-6	.833	54	5-5	TOTALS	3	108	36.0	29.3	1	1	48	0	



## 2013 INDIVIDUAL GAME-BY-GAME STATISTICS — DEFENSE

TREVATHAN						WOODYARD						IHENACHO						HARRIS JR.					
Game	TT	UT	A	S-Yds	I-Yds	TT	UT	A	S-Yds	I-Yds	TT	UT	A	S-Yds	I-Yds	TT	UT	A	S-Yds	I-Yds			
vs. Bal. (9/5)	4	4	0	0-0	1-29	10	5	5	-5-4	0-0	12	11	1	0-0	0-0	3	3	0	0-0	1-0			
at NYG (9/15)	10	8	2	1-9	0-0	7	4	3	0-0	0-0	6	5	1	0-0	0-0	6	5	1	0-0	1-0			
vs. Oak. (9/23)	6	3	3	0-0	0-0	8	4	4	-5-5.5	0-0	1	0	1	0-0	0-0	5	4	1	0-0	0-0			
vs. Phi. (9/29)	10	9	1	0-0	0-0	8	4	4	-5-1.5	0-0	9	9	0	0-0	0-0	1	1	0	0-0	0-0			
at Dal. (10/6)	5	4	1	0-0	1-0	2	2	0	0-0	0-0	4	3	1	0-0	0-0	4	4	0	0-0	0-0			
vs. Jac. (10/13)	5	3	2	0-0	1-0	INACTIVE					6	6	0	0-0	0-0	11	10	1	0-0	0-0			
at Ind. (10/20)	8	2	6	0-0	0-0	INACTIVE					10	6	4	0-0	0-0	7	5	2	0-0	0-0			
vs. Was. (10/27)	10	6	4	0-0	0-0	5	4	1	0-0	0-0	3	3	0	0-0	0-0	3	3	0	0-0	1-1			
at S.D. (11/10)	11	9	2	0-0	0-0	11	5	6	0-0	0-0	INACTIVE					5	5	0	0-0	0-0			
vs. K.C. (11/17)	10	6	4	0-0	0-0	5	1	4	0-0	0-0	3	3	0	0-0	0-0	3	3	0	0-0	0-0			
at N.E. (11/24)	12	5	7	0-0	0-0	15	7	8	0-0	0-0	10	4	6	0-0	0-0	4	3	1	0-0	0-0			
at K.C. (12/1)	4	4	0	0-0	0-0	5	5	0	0-0	1-0	1	1	0	0-0	0-0	6	6	0	0-0	0-0			
vs. Ten. (12/8)	6	4	2	0-0	0-0	2	1	1	0-0	0-0	1	1	0	0-0	0-0	1	1	0	0-0	0-0			
vs. S.D. (12/12)	10	7	3	0-0	0-0	3	3	0	0-0	0-0	2	2	0	0-0	0-0	0	0	0	0-0	0-0			
at Hou. (12/22)	8	6	2	1-9	0-0	1	1	0	0-0	0-0	3	1	2	0-0	0-0	4	3	1	0-0	0-0			
at Oak. (12/29)	6	5	1	0-0	0-0	1	1	0	0-0	0-0	1	0	1	0-0	0-0	2	2	0	0-0	0-0			
TOTALS	125	85	40	2-18	3-29	83	47	36	1.5-11	1-0	72	55	17	0-0	0-0	65	58	7	0-0	3-1			
vs. S.D. (1/12)	4	3	1	0-0	0-0	2	1	1	0-0	0-0	1	1	0	0-0	0-0	2	2	0	0-0	0-0			
vs. N.E. (1/19)	8	8	0	0-0	0-0	2	2	0	0-0	0-0	5	4	1	0-0	0-0	INJURED RESERVE							
vs. Sea. (2/2)	12	7	5	0-0	0-0	3	1	2	0-0	0-0	9	5	4	0-0	0-0	INJURED RESERVE							
TOTALS	24	18	6	0-0	0-0	7	4	3	0-0	0-0	15	10	5	0-0	0-0	2	2	0	0-0	0-0			

ADAMS						MOORE						JACKSON						WEBSTER					
Game	TT	UT	A	S-Yds	I-Yds	TT	UT	A	S-Yds	I-Yds	TT	UT	A	S-Yds	I-Yds	TT	UT	A	S-Yds	I-Yds			
vs. Bal. (9/5)	2	2	0	0-0	0-0	6	6	0	0-0	0-0	1	0	1	0-0	0-0	1	1	0	0-0	0-0			
at NYG (9/15)	4	3	1	0-0	0-0	3	3	0	0-0	1-0	2	2	0	0-0	0-0	0	0	0	0-0	0-0			
vs. Oak. (9/23)	3	2	1	0-0	0-0	2	1	1	0-0	0-0	1	0	1	-5-5.5	0-0	1	1	0	0-0	0-0			
vs. Phi. (9/29)	0	0	0	0-0	0-0	7	6	1	0-0	0-0	0	0	0	0-0	0-0	0	0	0	0-0	0-0			
at Dal. (10/6)	4	3	1	0-0	0-0	6	5	1	0-0	0-0	2	1	1	1-7	0-0	3	3	0	0-0	0-0			
vs. Jac. (10/13)	1	0	1	0-0	0-0	5	5	0	0-0	0-0	7	5	2	-2.12	0-0	3	2	1	0-0	1-10			
at Ind. (10/20)	0	0	0	0-0	0-0	5	3	2	0-0	0-0	3	1	2	0-0	0-0	3	2	1	0-0	0-0			
vs. Was. (10/27)	3	1	2	0-0	0-0	6	6	0	0-0	1-18	1	0	1	0-0	0-0	2	2	0	0-0	0-0			
at S.D. (11/10)	4	3	1	0-0	0-0	2	1	1	0-0	0-0	3	2	1	0-0	0-0	5	4	1	0-0	0-0			
vs. K.C. (11/17)	4	3	1	0-0	0-0	2	2	0	0-0	0-0	3	1	2	-5.35	0-0	3	3	0	0-0	0-0			
at N.E. (11/24)	7	4	3	0-0	0-0	INJURED RESERVE					1	1	0	0-0	0-0	5	5	0	0-0	0-0			
at K.C. (12/1)	6	6	0	0-0	0-0	INJURED RESERVE					2	2	0	0-0	0-0	3	3	0	0-0	0-0			
vs. Ten. (12/8)	5	4	1	0-0	0-0	INJURED RESERVE					4	4	0	1-7	0-0	4	3	1	0-0	0-0			
vs. S.D. (12/12)	6	5	1	0-0	0-0	INJURED RESERVE					3	3	0	0-0	0-0	5	5	0	0-0	0-0			
at Hou. (12/22)	9	6	3	0-0	1-3	INJURED RESERVE					5	4	1	0-0	0-0	INACTIVE							
at Oak. (12/29)	3	3	0	0-0	0-0	INJURED RESERVE					4	4	0	1-8	0-0	INACTIVE							
TOTALS	61	45	16	0-0	1-3	44	38	6	0-0	2-18	42	30	12	6-43	0-0	38	34	4	0-0	1-10			
vs. S.D. (1/12)	2	2	0	0-0	0-0	INJURED RESERVE					3	3	0	1-5	0-0	0	0	0	0-0	0-0			
vs. N.E. (1/19)	4	4	0	0-0	0-0	INJURED RESERVE					0	0	0	0-0	0-0	0	0	0	0-0	0-0			
vs. Sea. (2/2)	6	6	0	0-0	0-0	INJURED RESERVE					5	4	1	0-0	0-0	0	0	0	0-0	0-0			
TOTALS	12	12	0	0-0	0-0	0	0	0	0-0	0-0	8	7	1	1-5	0-0	0	0	0	0-0	0-0			

PHILLIPS						MILLER						IRVING						RODGERS-CROMARTIE					
Game	TT	UT	A	S-Yds	I-Yds	TT	UT	A	S-Yds	I-Yds	TT	UT	A	S-Yds	I-Yds	TT	UT	A	S-Yds	I-Yds			
vs. Bal. (9/5)	4	3	1	2.5-14	0-0	SUSPENDED					4	3	1	0-0	0-0	0	0	0	0-0	0-0			
at NYG (9/15)	1	1	0	0-0	0-0	SUSPENDED					2	1	1	0-0	0-0	5	3	2	0-0	1-0			
vs. Oak. (9/23)	2	2	0	0-0	0-0	SUSPENDED					8	5	3	0-0	0-0	4	3	1	0-0	0-0			
vs. Phi. (9/29)	4	4	0	1-4	0-0	SUSPENDED					3	2	1	0-0	0-0	2	2	0	0-0	0-0			
at Dal. (10/6)	3	3	0	2-23	0-0	SUSPENDED					1	1	0	0-0	0-0	1	1	0	0-0	0-0			
vs. Jac. (10/13)	1	0	1	0-0	0-0	SUSPENDED					4	3	1	0-0	0-0	4	2	2	0-0	0-0			
at Ind. (10/20)	1	1	0	1-8	0-0	2	2	0	0-0	0-0	2	1	1	0-0	0-0	4	4	0	0-0	0-0			
vs. Was. (10/27)	1	0	1	0-0	1-3	5	4	1	1-9	0-0	1	0	1	0-0	0-0	5	4	1	0-0	1-75			
at S.D. (11/10)	1	1	0	1-10	0-0	6	5	1	1-2	0-0	1	1	0	0-0	0-0	4	4	0	0-0	0-0			
vs. K.C. (11/17)	9	7	2	1.5-12.5	0-0	1	0	1	0-0	0-0	INACTIVE					0	0	0	0-0	0-0			
at N.E. (11/24)	3	2	1	0-0	0-0	8	6	2	-2.11	0-0	1	0	1	0-0	0-0	0	0	0	0-0	0-0			
at K.C. (12/1)	1	1	0	0-0	0-0	2	2	0	0-0	0-0	0	0	0	0-0	0-0	INACTIVE							
vs. Ten. (12/8)	0	0	0	0-0	0-0	3	3	0	1-7	0-0	0	0	0	0-0	0-0	1	1	0	0-0	0-0			
vs. S.D. (12/12)	2	2	0	1-6	0-0	6	4	2	0-0	0-0	0	0	0	0-0	0-0	0	0	0	0-0	0-0			
at Hou. (12/22)	2	1	1	0-0	0-0	1	1	0	0-0	0-0	5	4	1	0-0	0-0	1	1	0	0-0	1-0			
at Oak. (12/29)	1	1	0	0-0	0-0	INJURED RESERVE					2	2	0	1-8	0-0	0	0	0	0-0	0-0			
TOTALS	36	29	7	10-77.5	1-3	34	27	7	5-29	0-0	34	23	11	1-8	0-0	31	25	6	0-0	3-75			
vs. S.D. (1/12)	2	2	0	2-10	0-0	INJURED RESERVE					3	3	0	0-0	0-0	4	4	0	0-0	0-0			
vs. N.E. (1/19)	2	2	0	0-0	0-0	INJURED RESERVE					2	2	0	0-0	0-0	3	3	0	0-0	0-0			
vs. Sea. (2/2)	4	1	3	0-0	0-0	INJURED RESERVE					3	3	0	0-0	0-0	1	1	0	0-0	0-0			
TOTALS	8	5	3	2-10	0-0	0	0	0	0-0	0-0	8	8	0	0-0	0-0	8	8	0	0-0	0-0			

# 2013 INDIVIDUAL GAME-BY-GAME STATISTICS — DEFENSE

Game	KNIGHTON				
	TT	UT	A	S-Yds	I-Yds
vs. Bal. (9/5)	2	1	1	0-0	0-0
at NYG (9/15)	3	1	2	0-0	0-0
vs. Oak. (9/23)	1	0	1	0-0	0-0
vs. Phi. (9/29)	1	0	1	0-0	0-0
at Dal. (10/6)	0	0	0	0-0	0-0
vs. Jac. (10/13)	1	0	1	0-0	0-0
at Ind. (10/20)	2	1	1	1-7	0-0
vs. Was. (10/27)	2	2	0	1-8	0-0
at S.D. (11/10)	2	2	0	1-3	0-0
vs. K.C. (11/17)	2	0	2	0-0	0-0
at N.E. (11/24)	4	3	1	0-0	0-0
at K.C. (12/1)	2	2	0	0-0	0-0
vs. Ten. (12/8)	0	0	0	0-0	1-2
vs. S.D. (12/12)	5	4	1	0-0	0-0
at Hou. (12/22)	3	2	1	0-0	0-0
at Oak. (12/29)	1	0	1	0-0	0-0
<b>TOTALS</b>	<b>31</b>	<b>18</b>	<b>13</b>	<b>3-18</b>	<b>1-2</b>
vs. S.D. (1/12)	3	2	1	0-0	0-0
vs. N.E. (1/19)	4	4	0	1-10	0-0
vs. Sea. (2/2)	5	4	1	0-0	0-0
<b>TOTALS</b>	<b>12</b>	<b>10</b>	<b>2</b>	<b>1-10</b>	<b>0-0</b>

Game	LENON				
	TT	UT	A	S-Yds	I-Yds
vs. Bal. (9/5)	1	1	0	0-0	0-0
at NYG (9/15)	0	0	0	0-0	0-0
vs. Oak. (9/23)	0	0	0	0-0	0-0
vs. Phi. (9/29)	INACTIVE				
at Dal. (10/6)	INACTIVE				
vs. Jac. (10/13)	1	1	0	0-0	0-0
at Ind. (10/20)	8	3	5	0-0	0-0
vs. Was. (10/27)	0	0	0	0-0	0-0
at S.D. (11/10)	0	0	0	0-0	0-0
vs. K.C. (11/17)	0	0	0	0-0	0-0
at N.E. (11/24)	0	0	0	0-0	0-0
at K.C. (12/1)	0	0	0	0-0	0-0
vs. Ten. (12/8)	3	2	1	0-0	0-0
vs. S.D. (12/12)	2	2	0	0-0	0-0
at Hou. (12/22)	3	3	0	0-0	0-0
at Oak. (12/29)	2	2	0	0-0	0-0
<b>TOTALS</b>	<b>20</b>	<b>14</b>	<b>6</b>	<b>0-0</b>	<b>0-0</b>
vs. S.D. (1/12)	1	1	0	0-0	0-0
vs. N.E. (1/19)	1	1	0	0-0	0-0
vs. Sea. (2/2)	2	2	0	0-0	0-0
<b>TOTALS</b>	<b>4</b>	<b>4</b>	<b>0</b>	<b>0-0</b>	<b>0-0</b>

Game	BAILEY				
	TT	UT	A	S-Yds	I-Yds
vs. Bal. (9/5)	INACTIVE				
at NYG (9/15)	INACTIVE				
vs. Oak. (9/23)	INACTIVE				
vs. Phi. (9/29)	INACTIVE				
at Dal. (10/6)	INACTIVE				
vs. Jac. (10/13)	6	5	1	0-0	0-0
at Ind. (10/20)	2	1	1	0-0	0-0
vs. Was. (10/27)	INACTIVE				
at S.D. (11/10)	INACTIVE				
vs. K.C. (11/17)	INACTIVE				
at N.E. (11/24)	INACTIVE				
at K.C. (12/1)	4	4	0	0-0	0-0
vs. Ten. (12/8)	INACTIVE				
vs. S.D. (12/12)	INACTIVE				
at Hou. (12/22)	1	1	0	0-0	0-0
at Oak. (12/29)	1	1	0	0-0	0-0
<b>TOTALS</b>	<b>14</b>	<b>12</b>	<b>2</b>	<b>0-0</b>	<b>0-0</b>
vs. S.D. (1/12)	4	4	0	0-0	0-0
vs. N.E. (1/19)	3	3	0	0-0	0-0
vs. Sea. (2/2)	4	4	0	0-0	0-0
<b>TOTALS</b>	<b>11</b>	<b>11</b>	<b>0</b>	<b>0-0</b>	<b>0-0</b>

Game	AYERS				
	TT	UT	A	S-Yds	I-Yds
1	1	0	1	1-9	0-0
3	3	0	0	0-0	0-0
2	2	0	2	1-12	0-0
6	5	1	5	1-5	0-0
2	1	1	1	1-6	0-0
INACTIVE					
1	0	1	0	0-0	0-0
3	3	0	0	0-0	0-0
1	1	0	0	0-0	0-0
0	0	0	0	0-0	0-0
1	0	1	0	0-0	0-0
1	1	0	0	0-0	0-0
3	1	2	0	0-0	0-0
3	3	0	1	1-6	0-0
1	1	0	0	0-0	0-0
2	1	1	0	0-0	0-0
1	1	0	1	1-11	0-0
1	1	0	0	0-0	0-0
4	3	1	1	1-11	0-0

Game	WILLIAMS				
	TT	UT	A	S-Yds	I-Yds
1	1	1	0	0-0	0-0
1	0	1	0	0-0	0-0
0	0	0	0	0-0	0-0
0	0	0	0	0-0	0-0
0	0	0	0	0-0	0-0
1	1	0	0	0-0	0-0
2	0	2	0	0-0	0-0
INACTIVE					
INACTIVE					
0	0	0	0	0-0	0-0
1	0	1	0	0-0	0-0
1	1	0	0	0-0	0-0
0	0	0	0	0-0	0-0
5	3	2	1	1-0	0-0
5	5	0	1	1-8	0-0
2	1	1	0	0-0	0-0
<b>19</b>	<b>12</b>	<b>7</b>	<b>2</b>	<b>2-8</b>	<b>0-0</b>
1	0	1	0	0-0	0-0
0	0	0	0	0-0	0-0
2	2	0	0	0-0	0-0
3	2	1	0	0-0	0-0

Game	JAMMER				
	TT	UT	A	S-Yds	I-Yds
INACTIVE					
INACTIVE					
INACTIVE					
0	0	0	0	0-0	0-0
INACTIVE					
0	0	0	0	0-0	0-0
INACTIVE					
1	1	0	0	0-0	0-0
3	3	0	0	0-0	0-0
1	1	0	0	0-0	0-0
5	4	1	0	0-0	0-0
1	1	0	0	0-0	0-0
0	0	0	0	0-0	0-0
0	0	0	0	0-0	0-0
0	0	0	0	0-0	0-0
2	2	0	0	0-0	0-0
<b>13</b>	<b>12</b>	<b>1</b>	<b>0</b>	<b>0-0</b>	<b>0-0</b>
4	3	1	0	0-0	0-0
0	0	0	0	0-0	0-0
INACTIVE					
4	3	1	0	0-0	0-0

Game	VICKERSON				
	TT	UT	A	S-Yds	I-Yds
2	2	0	0	0-0	0-0
1	1	0	0	0-0	0-0
1	1	0	0	0-0	0-0
0	0	0	0	0-0	0-0
0	0	0	0	0-0	0-0
4	3	1	0	0-0	0-0
3	2	1	0	0-0	0-0
1	1	0	0	0-0	0-0
6	6	0	0	0-0	0-0
2	0	2	0	0-0	0-0
2	2	0	1	1-9	0-0
INJURED RESERVE					
INJURED RESERVE					
INJURED RESERVE					
INJURED RESERVE					
<b>22</b>	<b>18</b>	<b>4</b>	<b>1</b>	<b>1-9</b>	<b>0-0</b>
INJURED RESERVE					
INJURED RESERVE					
INJURED RESERVE					
<b>0</b>	<b>0</b>	<b>0</b>	<b>0</b>	<b>0-0</b>	<b>0-0</b>

Game	BRUTON				
	TT	UT	A	S-Yds	I-Yds
0	0	0	0	0-0	0-0
1	1	0	0	0-0	0-0
0	0	0	0	0-0	0-0
2	2	0	1	1-6	0-0
0	0	0	0	0-0	0-0
0	0	0	0	0-0	0-0
0	0	0	0	0-0	0-0
0	0	0	0	0-0	0-0
2	2	0	0	0-0	0-0
0	0	0	0	0-0	0-0
2	0	2	0	0-0	0-0
5	5	0	0	0-0	0-0
1	1	0	0	0-0	0-0
0	0	0	0	0-0	0-0
0	0	0	0	0-0	0-0
5	5	0	0	0-0	0-0
<b>16</b>	<b>14</b>	<b>2</b>	<b>0</b>	<b>0-0</b>	<b>0-0</b>
0	0	0	0	0-0	0-0
1	1	0	0	0-0	0-0
0	0	0	0	0-0	0-0
1	1	0	0	0-0	0-0

Game	CARTER				
	TT	UT	A	S-Yds	I-Yds
4	3	1	0	0-0	0-0
3	3	0	0	0-0	0-0
1	1	0	0	0-0	0-0
2	2	0	0	0-0	0-0
0	0	0	0	0-0	0-0
INACTIVE					
INACTIVE					
INACTIVE					
0	0	0	0	0-0	0-0
INACTIVE					
0	0	0	0	0-0	0-0
0	0	0	0	0-0	0-0
0	0	0	0	0-0	0-0
0	0	0	0	0-0	0-0
1	1	0	0	0-0	0-0
<b>11</b>	<b>10</b>	<b>1</b>	<b>0</b>	<b>0-0</b>	<b>1-0</b>
INACTIVE					
4	3	1	0	0-0	0-0
1	1	0	0	0-0	0-0
<b>5</b>	<b>4</b>	<b>1</b>	<b>0</b>	<b>0-0</b>	<b>0-0</b>

Game	UNREIN				
	TT	UT	A	S-Yds	I-Yds
1	0	1	0	0-0	0-0
0	0	0	0	0-0	0-0
0	0	0	0	0-0	0-0
1	1	0	0	0-0	0-0
2	1	1	0	0-0	0-0
2	2	0	0	0-0	0-0
1	0	1	0	0-0	0-0
1	1	0	0	0-0	0-0
1	0	1	0	0-0	0-0
2	2	0	0	0-0	0-0
1	0	1	0	0-0	0-0
3	3	0	0	0-0	0-0
0	0	0	0	0-0	0-0
3	3	0	0	0-0	0-0
2	2	0	0	0-0	0-0
0	0	0	0	0-0	0-0
<b>20</b>	<b>15</b>	<b>5</b>	<b>0</b>	<b>0-0</b>	<b>0-0</b>
0	0	0	0	0-0	0-0
0	0	0	0	0-0	0-0
2	1	1	0	0-0	0-0
<b>2</b>	<b>1</b>	<b>1</b>	<b>0</b>	<b>0-0</b>	<b>0-0</b>

## THE LAST TIME IT HAPPENED...

(Reflects the last time each individual statistic occurred)  
(2013 performances boldfaced; Super Bowl performances in *italics*)

### 100 YARDS RUSHING:

Broncos: **Montee Ball, 13-117, 0 TD, at Kansas City, 12/1/13**  
 Playoffs: *Terrell Davis, 25-102, vs. Atlanta, 1/31/99*  
 Opponents: **Ryan Mathews, 29-127, 1 TD, vs. San Diego, 12/12/13**  
 Playoffs: Ray Rice, 30-131, 1 TD, vs. Baltimore, 1/12/13

### 200 YARDS RUSHING:

Broncos: **Knowshon Moreno, 37-224, 1 TD, at New England, 11/24/13**  
 Playoffs: Has never happened  
 Opponents: Jamaal Charles, 25-259, 2 TD, vs. Kansas City, 1/3/10  
 Playoffs: *Tim Smith, 23-204, 2TD, vs. Washington, 1/31/88*

### TWO 100-YARD RUSHERS:

Broncos: Willis McGahee (163) and Tim Tebow (118), at Oakland, 11/6/11  
 Playoffs: Terrell Davis (184) and Derek Loville (103), vs. Jacksonville, 12/27/97  
 Opponents: Curt Warner (126) and John L. Williams (109), at Seattle, 12/11/88  
 Playoffs: Has never happened

### 100-YARD RUSHER AND 100-YARD RECEIVER:

Broncos: Knowshon Moreno (118) and Eric Decker (133), at Baltimore, 12/16/12  
 Playoffs: *Terrell Davis (102) and Rod Smith (152), vs. Atlanta, 1/31/99*  
 Opponents: Stevan Ridley (151) and Wes Welker (104), at New England, 10/7/12  
 Playoffs: *Tim Smith (204) and Ricky Sanders (193), vs. Washington, 1/31/88*

### 100-YARD RUSHER AND TWO 100-YARD RECEIVERS:

Broncos: **Montee Ball (117), Eric Decker (174) and Demaryius Thomas (106), at Kansas City, 12/1/13**  
 Playoffs: Has never happened  
 Opponents: Ryan Grant (104), Greg Jennings (141) and James Jones (107) vs. Green Bay, 10/29/07 - OT  
 Playoffs: Has never happened

### 100-YARD RUSHER, 300-YARD PASSER, 100-YARD RECEIVER:

Broncos: Willis McGahee (122), Peyton Manning (305), Demaryius Thomas (137), vs. N.O., 10/28/12  
 Playoffs: *Terrell Davis (102), John Elway (336), Rod Smith (152), vs. Atlanta, 1/31/99*  
 Opponents: R. Grant (104 rush), B. Favre (331 pass), G. Jennings (141 rec.), J. Jones (107 rec.) vs. G.B., 10/29/07 - OT  
 Playoffs: *Tim Smith (204), Doug Williams (340), Ricky Sanders (193), vs. Washington, 1/31/88*

### 100-YARD RUSHER, 300-YARD PASSER AND TWO 100-YARD RECEIVERS:

Broncos: **M. Ball (117), P. Manning (403), E. Decker (174) and D. Thomas (106), at Kansas City, 12/1/13**  
 Playoffs: Has never happened  
 Opponents: R. Grant (104 rush), B. Favre (331 pass), G. Jennings (141 rec.), J. Jones (107 rec.), vs. Green Bay, 10/29/07 - OT  
 Playoffs: Has never happened

### 100-YARD RUSHER AND 300-YARD PASSER:

Broncos: **Montee Ball (117) and Peyton Manning (403), at Kansas City, 12/1/13**  
 Playoffs: *Terrell Davis (102) and John Elway (336), vs. Atlanta, 1/31/99*  
 Opponents: Ryan Mathews (120) and Philip Rivers (313), vs. San Diego, 1/2/11  
 Playoffs: Ray Rice (131) and Joe Flacco (331), vs. Baltimore, 1/12/13

### 100-YARD RECEIVER AND 300-YARD PASSER:

Broncos: **Eric Decker (117) and Peyton Manning (397), vs. Tennessee, 12/8/13**  
 Playoffs: **Demaryius Thomas (134) and Peyton Manning (400), vs. New England, 1/19/14**  
 Opponents: **Julian Edelman (110) and Tom Brady (344), at New England, 11/24/13**  
 Playoffs: Rob Gronkowski (145) and Tom Brady (363), at New England, 1/14/12

### TWO 100-YARD RECEIVERS AND 300-YARD PASSER:

Broncos: **Eric Decker (131), Demaryius Thomas (123) and Peyton Manning (400), at Houston, 12/22/13**  
 Playoffs: Has never happened  
 Opponents: Jerome Simpson (136), A.J. Green (124) and Andy Dalton (332), vs. Cincinnati, 9/18/11  
 Playoffs: Reggie Wayne (221), Dallas Clark (112) and Peyton Manning (458), at Indianapolis, 1/9/05

### THREE 100-YARD RECEIVERS AND 300-YARD PASSER:

Broncos: Has never happened  
 Playoffs: Has never happened  
 Opponents: **Terrance Williams (151), Dez Bryant (141), Jason Witten (121) and Tony Romo (506), at Dallas, 10/6/13**  
 Playoffs: Has never happened

### TWO RUSHING TOUCHDOWNS:

Broncos: **Montee Ball, 8-25, 2 TD, vs. Kansas City, 11/17/13**  
 Playoffs: Mike Anderson, 19-69, 2 TD, vs. New England, 1/14/06  
 Opponents: **Shonn Greene, 9-46, 2 TD, vs. Tennessee, 12/8/13**  
 Playoffs: Jamal Lewis, 30-110, 2 TD, at Baltimore, 12/31/00

### THREE RUSHING TOUCHDOWNS:

Broncos: **Knowshon Moreno, 15-42, 3 TD, vs. Jacksonville, 10/13/13**  
 Playoffs: *Terrell Davis, 30-157, 3 TD, vs. Green Bay, 1/25/98*  
 Opponents: Ryan Matthews, 26-120, 3 TD, vs. San Diego, 1/2/11  
 Playoffs: Napoleon McCallum, 13-81, 3 TD, at L.A. Raiders, 1/9/94

### FOUR RUSHING TOUCHDOWNS:

Broncos: Clinton Portis, 22-218, 5 TD, vs. Kansas City, 12/7/03  
 Playoffs: Has never happened  
 Opponents: Curt Warner, 23-126, 4 TD, at Seattle, 12/11/88  
 Playoffs: Has never happened

#### FIVE RUSHING TOUCHDOWNS:

Broncos:	Clinton Portis, 22-218, 5 TD, vs. Kansas City, 12/7/03
Playoffs:	Has never happened
Opponents:	Has never happened
Playoffs:	Has never happened

#### 300 YARDS PASSING:

Broncos:	<b>Peyton Manning, 39-59, 397 yds., 4 TD, 0 INT, vs. Tennessee, 12/8/13</b>
Playoffs:	Tim Tebow, 10-21, 316 yds., 2 TD, 0 INT, vs. Pittsburgh, 1/8/12
Opponents:	<b>Tom Brady, 34-50, 344 yds., 3 TD, 0 INT, at New England, 11/24/13</b>
Playoffs:	Joe Flacco, 18-34, 331 yds., 3 TD, 0 INT, vs. Baltimore, 1/12/13

#### 400 YARDS PASSING:

Broncos:	<b>Peyton Manning, 32-51, 400 yds., 4 TD, 0 INT, at Houston, 12/22/13</b>
Playoffs:	<b>Peyton Manning, 32-43, 400 yds., 2 TD, 0 INT, vs. New England, 1/19/14</b>
Opponents:	<b>Tony Romo, 25-36, 506 yds., 5 TD, 1 INT, at Dallas, 10/6/13</b>
Playoffs:	Peyton Manning, 27-33, 458 yds., 4 TD, 1 INT, at Indianapolis, 1/9/05

#### THREE TOUCHDOWN PASSES:

Broncos:	<b>Peyton Manning, 29-49, 386 yds., 3 TD, 1 INT, at Indianapolis, 10/20/13</b>
Playoffs:	Peyton Manning, 28-43, 290 yds., 3 TD, 2 INT, vs. Baltimore, 1/12/13
Opponents:	<b>Tom Brady, 34-50, 344 yds., 3 TD, 0 INT, at New England, 11/24/13</b>
Playoffs:	Joe Flacco, 18-34, 331 yds., 3 TD, 0 INT, vs. Baltimore, 1/12/13

#### FOUR TOUCHDOWN PASSES:

Broncos:	<b>Peyton Manning, 25-28, 266 yds., 4 TD, 0 INT, at Oakland, 12/29/13</b>
Playoffs:	Has never happened
Opponents:	Matt Schaub, 17-30, 290 yds., 4 TD, 1 INT, vs. Houston, 9/23/12
Playoffs:	Tom Brady, 26-34, 363 yds., 6 TD, 1 INT, at New England, 1/14/12

#### FIVE TOUCHDOWN PASSES:

Broncos:	<b>Peyton Manning, 22-35, 403 yds., 5 TD, 2 INT, at Kansas City, 12/1/13</b>
Playoffs:	Has never happened
Opponents:	<b>Tony Romo, 25-36, 506 yds., 5 TD, 1 INT, at Dallas, 10/6/13</b>
Playoffs:	Tom Brady, 26-34, 363 yds., 6 TD, 1 INT, at New England, 1/14/12

#### SIX OR MORE TOUCHDOWN PASSES:

Broncos:	<b>Peyton Manning, 27-42, 462 yds., 7 TD, 0 INT, vs. Baltimore, 9/5/13</b>
Playoffs:	Has never happened
Opponents:	Len Dawson, 23-38, 435 yds., 6 TD, 0 INT, at Kansas City, 11/1/64
Playoffs:	Tom Brady, 26-34, 363 yds., 6 TD, 1 INT, at New England, 1/14/12

#### 100 YARDS RECEIVING:

Broncos:	<b>Demaryius Thomas, 6-113, 2 TD, at Oakland, 12/29/13</b>
Playoffs:	<b>Demaryius Thomas, 13-118, 1 TD, vs. Seattle, 2/2/14</b>
Opponents:	<b>Justin Hunter, 4-114, 1 TD, vs. Tennessee, 12/8/13</b>
Playoffs:	<b>Keenan Allen, 6-142, 2 TD, vs. San Diego, 1/12/14</b>

#### 200 YARDS RECEIVING:

Broncos:	Jabar Gaffney, 14-213, 0 TD, vs. Kansas City, 1/3/10
Playoffs:	Demaryius Thomas, 4-204, 1 TD, vs. Pittsburgh, 1/8/12
Opponents:	Torrence Small, 6-200, 2 TD, vs. New Orleans, 12/24/94
Playoffs:	Reggie Wayne, 10-221, 2 TD, at Indianapolis, 1/9/05

#### TWO 100-YARD RECEIVERS:

Broncos:	<b>Eric Decker (131) and Demaryius Thomas (123), at Houston, 12/22/13</b>
Playoffs:	Has never happened
Opponents:	<b>Terrance Williams (151), Dez Bryant (141) and Jason Witten (121), at Dallas, 10/6/13</b>
Playoffs:	Reggie Wayne (221) and Dallas Clark (112), at Indianapolis, 1/9/05

#### TWO RECEIVING TOUCHDOWNS:

Broncos:	<b>Demaryius Thomas, 6-113, 2 TD, at Oakland, 12/29/13</b>
Playoffs:	Clarence Kay, 3-57, 2 TD, vs. Houston, 1/10/88
Opponents:	<b>Keenan Allen, 2-29, 2 TD, vs. San Diego, 12/12/13</b>
Playoffs:	<b>Keenan Allen, 6-142, 2 TD, vs. San Diego, 1/12/14</b>

#### THREE RECEIVING TOUCHDOWNS:

Broncos:	<b>Demaryius Thomas, 7-108, 3 TD, at San Diego, 11/10/13</b>
Playoffs:	Has never happened
Opponents:	Dallas Clark, 5-43, 3 TD, at Indianapolis, 12/13/09
Playoffs:	Rob Gronkowski, 10-145, 3 TD, at New England, 1/14/12

#### FOUR RECEIVING TOUCHDOWNS:

Broncos:	<b>Eric Decker, 8-174, 4 TD, at Kansas City, 12/1/13</b>
Playoffs:	Has never happened
Opponents:	Lance Alworth, 9-171, 4 TD, vs. San Diego, 12/1/68
Playoffs:	Has never happened

#### TWO INTERCEPTIONS:

Broncos:	Chris Harris, 2, at San Diego, 10/15/12
Playoffs:	<b>Darrien Gordon, 2, vs. Atlanta, 1/31/99</b>
Opponents:	<b>DeAngelo Hall, 2, vs. Washington, 10/27/13</b>
Playoffs:	David Macklin, 2, at Indianapolis, 1/4/04

#### THREE INTERCEPTIONS:

Broncos:	Deltha O'Neal, 4, vs. Kansas City, 10/7/01
Playoffs:	Has never happened
Opponents:	Mark Kelso, 3, at Buffalo, 12/12/92
Playoffs:	Has never happened

## THE LAST TIME IT HAPPENED... (CONT.)

### FOUR INTERCEPTIONS:

Broncos: Deltha O'Neal, 4, vs. Kansas City, 10/7/01  
 Playoffs: Has never happened  
 Opponents: Has never happened  
 Playoffs: Has never happened

### TWO SACKS:

Broncos: Von Miller, 2, at New England, 11/24/13  
 Playoffs: **Shaun Phillips, 2, vs. San Diego, 1/12/14**  
 Opponents: **Robert Mathis, 2, at Indianapolis, 10/20/13**  
 Playoffs: Terrell Suggs, 2, vs. Baltimore, 1/12/13

### THREE SACKS:

Broncos: Von Miller, 3, vs. San Diego, 11/18/12  
 Playoffs: Has never happened  
 Opponents: Chris Kelsay, 3, at Buffalo, 12/24/11  
 Playoffs: Michael McCrary, 3, at Baltimore, 12/31/00

### FOUR SACKS:

Broncos: Elvis Dumervil, 4, vs. Cleveland, 9/20/09  
 Playoffs: Has never happened  
 Opponents: Michael Sinclair, 4, at Seattle, 9/8/96  
 Playoffs: Has never happened

### TWO OPPONENT FUMBLE RECOVERIES:

Broncos: Elvis Dumervil, 2, vs. Minnesota, 12/30/07 - OT  
 Playoffs: Has never happened  
 Opponents: Glenn Dorsey, 2, at Kansas City, 12/6/09  
 Playoffs: *Randy Hughes, 2, vs. Dallas, 1/15/78*

### SHUTOUT ON ROAD:

by Broncos: Denver 12, at Cleveland 0, 9/27/92  
 Playoffs: Has never happened  
 by Opponents: at L.A. Raiders 24, Denver 0, 11/22/92  
 Playoffs: Has never happened

### SHUTOUT AT HOME:

by Broncos: at Denver 27, N.Y. Jets 0, 11/20/05  
 Playoffs: Has never happened  
 by Opponents: Has never happened  
 Playoffs: Has never happened

### OVERTIME WIN AWAY FROM DENVER:

Broncos: Denver 16, at San Diego 13, 11/27/11  
 Playoffs: Denver 23, at Cleveland 20, 1/11/87  
 Opponents: **at New England 34, Denver 31, 11/24/13**  
 Playoffs: Has never happened  
 TIE: Denver 17, at Green Bay 17, 9/20/87

### OVERTIME WIN IN DENVER:

Broncos: at Denver 13, Chicago 10, 12/11/09  
 Playoffs: at Denver 29, Pittsburgh 23, 1/8/12  
 Opponents: Green Bay 19, at Denver 13, 10/29/07  
 Playoffs: Baltimore 38, at Denver 25, 1/12/13  
 TIE: at Denver 35, Pittsburgh 35, 9/22/74

### 40 POINTS:

Broncos: **at Denver 45, Washington 21, 10/27/13**  
 Playoffs: at Denver 42, Jacksonville 17, 12/27/97  
 Opponents: **Denver 51, at Dallas 48, 10/6/13**  
 Playoffs: **vs. Seattle 43, Denver 8, 2/2/14**

### 50 POINTS:

Broncos: **at Denver 51, Tennessee 28, 12/8/13**  
 Playoffs: Has never happened  
 Opponents: Oakland 59, at Denver 14, 10/24/10  
 Playoffs: *San Francisco 55, Denver 10, 1/28/90*

### TWO-POINT CONVERSION:

Broncos: Peyton Manning pass to Willis McGahee, vs. Pittsburgh, 9/9/12  
 Playoffs: **Peyton Manning pass to Wes Welker, vs. Seattle, 2/2/14**  
 Opponents: **Tony Romo pass to Terrance Williams, at Dallas, 10/6/13**  
 Playoffs: Has never happened

### THREE FIELD GOALS:

Broncos: **Matt Prater, 3, at Houston, 12/22/13**  
 Playoffs: Matt Prater, 3, vs. Pittsburgh, 1/8/12  
 Opponents: **Adam Vinatieri, 3, at Indianapolis, 10/20/13**  
 Playoffs: Mike Hollis, vs. Jacksonville, 1/4/97

### FOUR FIELD GOALS:

Broncos: Matt Prater, 4, at Oakland, 12/6/12  
 Playoffs: **Matt Prater, 4, vs. New England, 1/19/14**  
 Opponents: Dave Rayner, 4, at Buffalo, 12/24/11  
 Playoffs: Has never happened

#### FIVE FIELD GOALS:

Broncos:	Jason Elam, 5, vs. Miami, 10/13/02
Playoffs:	Has never happened
Opponents:	Nick Novak, 5, vs. San Diego, 10/9/11
Playoffs:	Has never happened

#### SIX FIELD GOALS:

Broncos:	Has never happened
Playoffs:	Has never happened
Opponents:	Jeff Wilkins, 6, at St. Louis, 9/10/06
Playoffs:	Has never happened

#### PUNT RETURN FOR A TOUCHDOWN:

Broncos:	<b>Trindon Holliday, 81 yds., at N.Y. Giants, 9/15/13</b>
Playoffs:	Trindon Holliday, 90 yds., vs. Baltimore, 1/12/13
Opponents:	Leodis McKelvin, 80 yds., at Buffalo, 12/24/11
Playoffs:	Has never happened

#### KICKOFF RETURN FOR A TOUCHDOWN:

Broncos:	<b>Trindon Holliday, 105 yds., vs. Philadelphia, 9/29/13</b>
Playoffs:	Trindon Holliday, 104 yds., vs. Baltimore, 1/12/13
Opponents:	<b>Knile Davis, 108 yds., at Kansas City, 12/1/13</b>
Playoffs:	<b>Percy Harvin, 87 yds., vs. Seattle, 2/2/14</b>

#### INTERCEPTION RETURN FOR A TOUCHDOWN:

Broncos:	<b>Dominique Rodgers-Cromartie, 75 yds., vs. Washington, 10/27/13</b>
Playoffs:	Has never happened
Opponents:	<b>DeAngelo Hall, 26 yds., vs. Washington, 10/27/13</b>
Playoffs:	<b>Malcolm Smith, 69 yds., vs. Seattle, 2/2/14</b>

#### FUMBLE RETURN FOR A TOUCHDOWN:

Broncos:	<b>Von Miller, 60 yds., at New England, 11/24/13</b>
Playoffs:	Neil Smith, 79 yds., vs. Miami, 1/9/99
Opponents:	Spencer Johnson, 17 yds., at Buffalo, 12/24/11
Playoffs:	Has never happened

#### MISSED FIELD GOAL RETURN FOR A TOUCHDOWN:

Broncos:	Has never happened
Playoffs:	Has never happened
Opponents:	Chris McAlister, 107 yds., at Baltimore, 9/30/02
Playoffs:	Has never happened

#### BLOCKED PUNT:

Broncos:	<b>Steven Johnson, vs. Philadelphia, 9/29/13</b>
Playoffs:	Has never happened
Opponents:	<b>Jamize Olawale, at Oakland, 12/29/13</b>
Playoffs:	Blake Spence, vs. N.Y. Jets, 1/17/99

#### BLOCKED PUNT RETURN FOR A TOUCHDOWN:

Broncos:	<b>Steven Johnson, vs. Philadelphia, 9/29/13</b>
Playoffs:	Has never happened
Opponents:	Alex Bannister, 9 yds., at Seattle, 10/14/01
Playoffs:	Travis Davis, 29 yds., vs. Jacksonville, 12/27/97

#### BLOCKED FIELD GOAL:

Broncos:	Domonique Foxworth, at New England, 9/24/06
Playoffs:	Has never happened
Opponents:	Julius Peppers, vs. Chicago, 12/11/11
Playoffs:	Has never happened

#### BLOCKED FIELD GOAL RETURN FOR A TOUCHDOWN:

Broncos:	Louis Wright, 60 yds., vs. San Diego, 11/17/85
Playoffs:	Has never happened
Opponents:	Cornelius Bennett, 80 yds., at Buffalo, 9/30/90
Playoffs:	Has never happened

#### MISSED POINT-AFTER-TOUCHDOWN ATTEMPT:

Broncos:	Matt Prater (Kick Failed), at San Francisco, 10/31/10
Playoffs:	Jason Elam (Blocked by Clyde Simmons), vs. Jacksonville, 1/4/97
Opponents:	Josh Brown (Kick Failed), vs. St. Louis, 11/28/10
Playoffs:	Has never happened

#### SAFETY:

Broncos:	Cam Newton sacked in the end zone by Mike Adams, at Carolina, 11/11/12
Playoffs:	Tony Eason sacked in the end zone by Rulon Jones, vs. New England, 1/4/87
Opponents:	<b>P. Manning fumble forced by Robert Mathis out of bounds in end zone, at Indianapolis, 10/20/13</b>
Playoffs:	<b>K. Moreno tackled in end zone by C. Avril, vs. Seattle, 2/2/14</b>



## 2013 INDIVIDUAL LEADERS BY STATISTICAL CATEGORY

Category	Player	AFC Rank	AFC Leader	NFL Rank	NFL Leader
Scoring	Prater - 150	2nd	Gostkowski, N.E. - 158	2nd	Gostkowski, N.E. - 158
Rushing Yards	Moreno - 1,038	4th	Charles, K.C. - 1,287	12th	McCoy, Phi. - 1,607
Passing Yards	Manning - 5,477	1st	Manning, Den. - 5,477	1st	Manning, Den. - 5,477
Passer Rating	Manning - 115.1	1st	Manning, Den. - 115.1	2nd	Foles, Phi. - 119.2
Receiving Yards	D. Thomas - 1,430	3rd	Gordon, Cle. - 1,646	4th	Gordon, Cle. - 1,646
Receptions	D. Thomas - 92	6th	Brown, Pit. - 110	9th	Garcon, Was. - 113
Gross Punting Avg.	Colquitt - 44.5	12th	King, Oak. - 48.9	23rd	King, Oak. - 48.9
Net Punting Avg.	Colquitt - 38.8	12th	Fields, Mia. - 42.4	24th	Hekker, Stl. - 44.2
Interceptions	Three players - 3	T-15th	Three players - 5	T-32nd	Sherman, Sea. - 8
Sacks	Phillips - 10.0	T-11th	Mathis, Ind. - 19.5	T-20th	Mathis, Ind. - 19.5
Kickoff Ret. Avg.	Holliday - 27.7	3rd	Demps, K.C. - 30.1	T-5th	Patterson, Min. - 32.4
Punt Ret. Avg.	Holliday - 8.5	8th	Doss, Bal. - 15.6	15th	Doss, Bal. - 15.6

## 2013 TEAM AFC AND NFL RANKINGS

### OFFENSE

Category	Broncos Total	AFC Rank	AFC Leader	NFL Rank	NFL Leader
Points Per Game	37.9	1st	Denver - 37.9	1st	Denver - 37.9
Total Yards Per Game	457.3	1st	Denver - 457.3	1st	Denver - 457.3
Yards Per Play	6.3	1st	Denver - 6.3	2nd	Philadelphia - 6.3
Rushing Yards Per Game	117.1	8th	Buffalo - 144.2	15th	Philadelphia - 160.4
Net Passing Yds. Per Game	340.3	1st	Denver - 340.3	1st	Denver - 340.3
Interceptions (fewest)	10	T-2nd	Kansas City - 8	T-5th	K.C./S.F. - 8
Sacks (fewest)	20	1st	Denver - 20	1st	Denver - 20
First Downs Per Game	27.2	1st	Denver - 27.2	1st	Denver - 27.2
Third-Down Efficiency	46.3%	2nd	San Diego - 49.0%	2nd	San Diego - 49.0%
Fourth-Down Efficiency	88.9%	1st	Denver - 88.9%	1st	Denver - 88.9%
Red-Zone Efficiency	76.1%	1st	Denver - 76.1%	1st	Denver - 76.1%
Kickoff Ret. Avg.	25.0	5th	Kansas City - 29.9	6th	Kansas City - 29.9
Punt Ret. Avg.	7.8	11th	Baltimore - 14.2	22nd	Minnesota - 15.2

### DEFENSE

Category	Broncos Total	AFC Rank	AFC Leader	NFL Rank	NFL Leader
Points Per Game	24.9	12th	Cin./K.C. - 19.1	22nd	Seattle - 14.4
Total Yards Per Game	356.0	9th	Cincinnati - 305.5	19th	Seattle - 273.6
Yards Per Play	5.3	10th	Cincinnati - 4.7	16th	Seattle - 4.4
Rushing Yards Per Game	101.6	3rd	N.Y. Jets - 88.3	T-7th	Arizona - 84.4
Net Passing Yds. Per Game	254.4	14th	Houston - 195.2	27th	Seattle - 172.0
Interceptions	17	T-5th	Buffalo - 23	T-12th	Seattle - 28
Sacks	41	T-7th	Buffalo - 57	T-13th	Carolina - 60
First Downs Per Game	21.2	15th	Houston - 17.6	27th	New Orleans - 17.1
Third-Down Efficiency	38.1%	9th	Cincinnati - 32.9%	16th	Detroit - 30.3%
Fourth-Down Efficiency	26.7%	2nd	New England - 19.1%	T-2nd	New England - 19.1%
Red-Zone Efficiency	61.7%	12th	N.Y. Jets - 44.9%	25th	Seattle - 36.1%
Kickoff Ret. Avg.	29.3	16th	Jacksonville - 20.4	32nd	Chicago - 18.8
Punt Ret. Avg.	9.8	11th	Tennessee - 6.0	23rd	St. Louis - 2.6

## 2013 TAKEAWAY CHART

Game	W/L	+/-	BRONCOS				OPPONENTS			
			INT	Fum.	Total	Pts.	INT	Fum.	Total	Pts.
vs. Bal. (9/5)	W	EVEN	2	0	2	7	0	2	2	14
at NYG (9/15)	W	+3	4	0	4	7	0	1	1	3
vs. Oak. (9/23)	W	-2	0	0	0	0	0	2	2	14
vs. Phi. (9/29)	W	EVEN	0	0	0	0	0	0	0	0
at Dal. (10/6)	W	EVEN	1	1	2	10	1	1	2	14
vs. Jac. (10/13)	W	-1	2	0	2	7	1	2	3	9
at Ind. (10/20)	L	-2	0	1	1	7	1	2	3	10
vs. Was. (10/27)	W	+1	4	1	5	17	3	1	4	14
at S.D. (11/10)	W	-1	0	0	0	0	0	1	1	7
vs. K.C. (11/17)	W	EVEN	0	1	1	7	0	1	1	0
at N.E. (11/24)	L	-1	0	3	3	17	1	3	4	17
at K.C. (12/1)	W	-1	1	0	1	0	2	0	2	14
vs. Ten. (12/8)	W	+2	1	1	2	14	0	0	0	0
vs. S.D. (12/12)	L	-1	0	0	0	0	1	0	1	3
at Hou. (12/22)	W	+2	2	0	2	7	0	0	0	0
at Oak. (12/29)	W	+1	0	1	1	7	0	0	0	0
<b>TOTALS</b>	<b>13-3</b>	<b>EVEN</b>	<b>17</b>	<b>9</b>	<b>26</b>	<b>107</b>	<b>10</b>	<b>16</b>	<b>26</b>	<b>119</b>
vs. S.D. (1/12)	W	-2	0	0	0	0	1	1	2	0
vs. N.E. (1/19)	W	EVEN	0	0	0	0	0	0	0	0
vs. Sea. (2/2)	L	-4	0	0	0	0	2	2	4	21
<b>TOTALS</b>	<b>2-1</b>	<b>-6</b>	<b>0</b>	<b>0</b>	<b>0</b>	<b>0</b>	<b>3</b>	<b>3</b>	<b>6</b>	<b>21</b>

## 2013 SCORE BY PERIOD

Game	BRONCOS					OPPONENTS					Final	Record
	1	2	3	4	OT	1	2	3	4	OT		
vs. Bal. (9/5)	0	14	21	14	0	7	10	0	10	0	W, 49-27	1-0
at NYG (9/15)	0	10	14	17	0	3	6	7	7	0	W, 41-23	2-0
vs. Oak. (9/23)	10	17	3	7	0	0	7	7	7	0	W, 37-21	3-0
vs. Phi. (9/29)	14	7	21	10	0	3	10	0	7	0	W, 52-20	4-0
at Dal. (10/6)	7	21	10	13	0	14	6	13	15	0	W, 51-48	5-0
vs. Jac. (10/13)	14	0	14	7	0	0	12	7	0	0	W, 35-19	6-0
at Ind. (10/20)	7	7	3	16	0	10	16	7	6	0	L, 39-33	6-1
vs. Was. (10/27)	7	0	7	31	0	0	7	14	0	0	W, 45-21	7-1
at S.D. (11/10)	7	14	7	0	0	0	6	7	7	0	W, 28-20	8-1
vs. K.C. (11/17)	10	7	7	3	0	0	10	0	7	0	W, 27-17	9-1
at N.E. (11/24)	17	7	0	7	0	0	0	21	10	3	L, 34-31 (OT)	9-2
at K.C. (12/1)	0	14	14	7	0	7	14	0	7	0	W, 35-28	10-2
vs. Ten. (12/8)	10	10	14	17	0	14	7	7	0	0	W, 51-28	11-2
vs. S.D. (12/12)	10	0	0	10	0	3	14	7	3	0	L, 27-20	11-3
at Hou. (12/22)	3	13	0	21	0	3	3	7	0	0	W, 37-13	12-3
at Oak. (12/29)	14	17	0	3	0	0	0	0	14	0	W, 34-14	13-3
<b>TOTALS</b>	<b>130</b>	<b>158</b>	<b>135</b>	<b>183</b>	<b>0</b>	<b>64</b>	<b>128</b>	<b>104</b>	<b>100</b>	<b>3</b>	<b>606-399</b>	<b>13-3</b>
vs. S.D. (1/12)	7	7	3	7	0	0	0	0	17	0	W, 24-17	1-0
vs. N.E. (1/19)	3	10	7	6	0	0	3	0	13	0	W, 26-16	2-0
vs. Sea. (2/2)	0	0	8	0	0	8	14	14	7	0	L, 43-8	2-1
<b>TOTALS</b>	<b>10</b>	<b>17</b>	<b>18</b>	<b>13</b>	<b>0</b>	<b>8</b>	<b>17</b>	<b>14</b>	<b>37</b>	<b>0</b>	<b>58-76</b>	<b>2-1</b>

## 2013 TIME SPENT IN THE LEAD

Game	Result	LED		TIED		BEHIND	
vs. Bal. (9/5)	W, 49-27	27:30	45.8%	16:48	28.0%	15:42	26.2%
at NYG (9/15)	W, 41-23	42:50	71.4%	7:19	12.2%	9:51	16.4%
vs. Oak. (9/23)	W, 37-21	55:28	92.4%	4:32	7.6%	0:00	0.0%
vs. Phi. (9/29)	W, 52-20	55:19	92.2%	4:41	7.8%	0:00	0.0%
at Dal. (10/6)	W, 51-48	21:44	36.2%	11:51	19.8%	26:25	44.0%
vs. Jac. (10/13)	W, 35-19	57:09	95.3%	2:51	4.8%	0:00	0.0%
at Ind. (10/20)	L, 39-33	13:02	21.7%	6:44	11.2%	40:14	67.1%
vs. Was. (10/27)	W, 45-21	39:02	65.1%	9:20	15.6%	11:38	19.4%
at S.D. (11/10)	W, 28-20	54:18	90.5%	5:42	9.5%	0:00	0.0%
vs. K.C. (11/17)	W, 27-17	57:33	95.9%	2:27	4.1%	0:00	0.0%
at N.E. (11/24)	L, 34-31 (OT)	41:41	57.0%	21:16	29.1%	10:07	13.8%
at K.C. (12/1)	W, 35-28	21:48	36.3%	17:35	29.3%	20:37	34.4%
vs. Ten. (12/8)	W, 51-28	26:52	44.8%	2:50	4.7%	30:18	50.5%
vs. S.D. (12/12)	L, 27-20	17:05	28.5%	11:50	19.7%	31:05	51.8%
at Hou. (12/22)	W, 37-13	51:42	86.2%	8:18	13.8%	0:00	0.0%
at Oak. (12/29)	W, 34-14	52:05	86.8%	7:55	13.2%	0:00	0.0%
<b>TOTALS</b>		<b>635:08</b>	<b>65.3%</b>	<b>141:59</b>	<b>14.6%</b>	<b>195:57</b>	<b>20.1%</b>
<b>AVERAGE</b>		<b>39:41</b>	<b>65.3%</b>	<b>8:52</b>	<b>14.6%</b>	<b>12:14</b>	<b>20.1%</b>
vs. S.D. (1/12)	W, 24-17	47:25	79.0%	12:35	21.0%	0:00	0.0%
vs. N.E. (1/19)	W, 26-16	48:43	81.2%	11:17	18.8%	0:00	0.0%
vs. Sea. (2/2)	L, 43-8	0:00	0.0%	0:12	0.3%	59:48	99.7%
<b>TOTALS</b>		<b>96:08</b>	<b>53.4%</b>	<b>24:04</b>	<b>13.4%</b>	<b>59:48</b>	<b>33.2%</b>
<b>AVERAGE</b>		<b>32:02</b>	<b>53.4%</b>	<b>8:01</b>	<b>13.4%</b>	<b>19:56</b>	<b>33.2%</b>

## 2013 REGULAR SEASON MISCELLANEOUS STATISTICS

### DRIVE ENGINEERING

	Drives		Drives Ended By-----										Points Pts./		Quarterback	Directing Offense**		
	Started	TD	FG	FGA	PNT	DWN	TRN	SAF	CLK	RPL	Yielded	Drive	48.7%	53.1%		Plays	Yards	Avg.
Quarterback	193	71	23	1	61	1	21	1	14	0	5/5	2.98	48.7%	53.1%		1078	7150	6.6
Manning	9	0	2	0	5	0	0	0	2	0	6	0.67	22.2%	28.6%		47	198	4.2
Osweller	202	71	25	1	66	1	21	1	16	(0)	581	2.88	47.5%	52.2%		1125	7348	6.5
BRONCOS	206	44	23	3	89	9	26	0	12	(0)	377	1.83	32.5%	36.1%		1065	5701	5.4
OPPONENTS																		

(\* - the second number is the percentage the quarterback has put his team in position to score, allowing for missed field goals and subtracting those drives ended by the clock and replaced due to injury. Quarterbacks who leave the game during a drive only get a replacement credit if team goes on to earn at least one first down. Blocked punts for safeties counted as drive ended by punt; \*\* - does not include plays when not at helm or not truly setting a play in motion, i.e., muffed punts, kneel downs or spiked balls: Manning 29-for-129; Osweller 2-for-12; Opponents 9-for-61.)

### KICKOFF ANALYSIS

Kicker	Total		No. Ret.		TB	EZ+	In20/25	OB	OnS	SQB	FK	Opp. OSY	OSY Ret.	ASY Ret.	ASY Ret.
	112	31	81	64	11/99	0	0	0	0	(2)	(0)	2446	836	022	027
Prater	0	0	0	0	0/0	0	0	0	0	(0)	(1)	—	—	—	—
Colquitt	112	31	81	64	11/99	0	(2)	(0)	(1)	(0)	(1)	2446	836	022	027
DENVER	81	38	42	26	11/67	1	(4)	(0)	(0)	(0)	(0)	1820	940	022	025
OPPONENTS															

(KEY: EZ+ - through or over end zone; OSY - Opponent Starting Yardline; ASY - Average Starting Yardline; Ret - averages using returned kicks only. OnSides (OnS), short squibs (SQB) and free kicks are omitted in figuring the above; out-of-bounds are not. Yardlines determined from spot of penalties. Returns on onside kicks are omitted from the above.)

### FIRST DOWNS

Team	Rushing			Passing			Overall			Times Gained				Miscellany		
	Plays	Yds.	Avg.	Plays	Yds.	Avg.	Plays	Yds.	Avg.	20+	10+	5+	2+	0 Neg	TD	QBS TO
DENVER	273	1074	3.9	283	2375	8.4	556	3449	6.20	38	123	248	226	108	49	33
OPPONENTS	237	998	4.2	250	1331	5.3	487	2329	4.78	31	86	175	260	129	58	16

### YARDS GAINED BY DOWN

Team	1st Down			2nd Down			3rd Down			4th Down			Season		
	Att	Yards	Avg.	Att	Yards	Avg.	Att	Yards	Avg.	Att	Yards	Avg.	Att	Yards	Avg.
DENVER	556	3449	6.2	386	2598	6.7	205	1203	5.9	9	67	7.4	1156	7317	6.32
OPPONENTS	487	2329	4.8	354	1904	5.4	218	1442	6.6	15	21	1.4	1074	5696	5.30

\* - Drives In Opponent Territory (minus drives with 50+ scores or no plays): Denver 121/199 (60.8%, 25.5 ypd); Opponents 104/204 (51.0%, 19.2 ypd).

### THIRD-DOWN EFFICIENCY

Team	3rd Down and -----										Second				Total	Pct.
	1	2	3	4	5	6	7	8	9	10	11-14	15-19	20+	Rush	Pass	Half
DENVER	12-21	12-16	13-19	11-18	10-19	9-23	5-19	8-16	4-10	5-16	3-19	1- 7-2	2- 17-33	78-172	47-102	95-205
OPPONENTS	14-23	7-13	7-11	6-12	13-22	8-18	7-19	4-15	7-14	4-17	6-32	0-17-0	5- 18-40	65-178	38- 99	83-218

AVERAGE YARDS TO GO: Denver: 6.4 (205/1,311); Opponents: 7.8 (218/1,692); OVERTIME: Denver 204, Opponents 0.

DEFENSIVE BREAKDOWN: Denver: 14 QB sacks (97 yds.), 1 INT; Opponents: 9 QB sacks (52 yds.), 4 INTs, 2 FR, 1 safety.

SECOND-DOWN EFFICIENCY: Denver: 160-386 (41.5%; 1-4yds: 68-97); Opponents: 114-354 (32.2%; 1-4 yds: 37-67).

### TURNOVER ANALYSIS

DENVER	26	turnovers led to 119	Opponent points: 15 TD, 5 FG; 29.8% of Opponents' total points (399).
OPPONENTS	26	turnovers led to 107	Denver points: 14 TD, 3 FG; 17.7% of Denver's total points (606).

### AVERAGE STARTING FIELD POSITION

	Denver	Opponent
Drives Started	202	206
Cumulative Starting Yardlines	5720	5669
Average Field Position	D28	O28
Drives Started In Plus Territory	25	25
Scores/TD, FG	20/16.4	20/13.7
FGA/Punts/Downs	0/1/0	1/0/0
Turnovers/Clock/Ran Out Clock	0/0/4	1/1/2
Drives Started Inside Own 20/At Own 20	109 (50/59)	127 (38/89)
Points Scored (TD/FG)	229 (28/10)	169 (20/10)
Drives Started Inside Opponent 20 (Pts.)	2 (14)	7 (38)

### SCORING PCT. INSIDE-THE-20 (RED ZONE)

	Denver	Opponent
Times Penetrated Opponent 20	67	60
Total Scores	63	53
Touchdowns (Rush/Pass)	51 (14/37)	37 (13/24)
Field Goals-Attempts	12-12	16-18
Turnovers/Downs/Punts/Clock	4/0/0/0	2/3/0/0
Scores From Outside the 20/TD,FG	33/20.13	13/7.6
Total Red Zone Plays-Yards	179-649/3.6	147-443/3.0
Third Down Efficiency	21-34/61.8	11-29/37.9
Fourth Down Efficiency	5-5/100.0	0-3/0.0
Overall Scoring Percentage	94.0	88.3
TD Percentage	76.1	61.7

### YARDS LOST DUE TO PENALTY

	Denver	Opponent
Times Penalized After Offensive Gain	18	20
Yards Lost Due To Penalties	159	252
Touchdowns Called Back	0	1
First Downs Lost	7	12

### TIME SPENT IN THE LEAD

	Denver	Opponent	Tied
16 Games (973:04 total minutes)	635:08	141:59	195:57
Percentage of Time In The Lead	65.3	14.6	20.1

### EXPANDED PUNTING

Player	Punts	Yards	Avg.	Number	Return	Avg.	Long	Pct. Not	Net Avg.	In20	In10	TB	FC	Own 25 & Inside		Adjusted 50 & Out			
				Returned	Yards	Return	Returned	No. Yds.						Avg.	No. Yds.	Avg.			
Colquitt	65	2893	44.5	28	274	9.8	51	56.9	39.7	23	10	3	25	22	1028	46.7	53	2472	46.6





## Denver 49, Baltimore 27

Thursday, Sept. 5, 2013 • 7:13 p.m. MDT • Sports Authority Field at Mile High • Denver

**WEATHER:** Mostly Cloudy, Light Rain, 83°, Wind NW 7 mph • **TIME:** 3:38 • **ATTENDANCE:** 76,977

Behind an historic effort from quarterback Peyton Manning, the Denver Broncos defeated the reigning Super Bowl Champion Baltimore Ravens in the 2013 NFL Kickoff Game at Sports Authority Field at Mile High in front of 76,977 fans.

Manning, who matched an NFL record with seven touchdown passes and tied for the third-most passing yards (462) in club annals, made sure the Broncos came out on top against the team that eliminated them from the playoffs the previous year.

The heroics didn't happen immediately as a 33-minute weather delay pushed back the opening kickoff and the Broncos found themselves behind for much of the first half.

The Ravens scored the first points of the game on a 10-play, 80-yard drive that resulted in a two-yard touchdown pass from quarterback Joe Flacco to fullback Vonta Leach.

After being held scoreless in the first quarter, the Broncos were able to force a turnover deep in Ravens territory when cornerback Chris Harris intercepted Flacco at the Baltimore 24-yard line. On the next play, Manning threw a 24-yard touchdown pass to tight end Julius Thomas.

Baltimore and Denver traded scores on the next two series with a 1-yard rushing touchdown by Ravens running back Ray Rice and a 23-yard touchdown reception by Julius Thomas.

Baltimore entered halftime with a 17-14 lead after kicker Justin Tucker connected on a 25-yard field goal late in the second quarter.

The Broncos put up 28 unanswered points on four Manning touchdown passes to open the second half.

Manning's third touchdown came on a 28-yard throw to wide receiver Andre Caldwell. Newly acquired wideout Wes Welker was on the receiving end of Manning's fourth and fifth touchdown passes that put the Broncos up 35-17 entering the fourth quarter.

The Broncos were able to add another touchdown on a 26-yard touchdown reception by wide receiver Demaryius Thomas before the Ravens ended the scoring drought with a 13-yard touchdown reception by wide receiver Marlon Brown with 10:28 left in the fourth quarter.

Manning (27-of-42 passing, 141.1 rating) capped his record night with a 78-yard touchdown pass to Demaryius Thomas late in the fourth quarter to put the Broncos up 49-27.

In addition to scoring the most points ever against the Ravens franchise, the Broncos also produced just the second trio in NFL history to each score multiple receiving touchdowns in the same game (D. Thomas, J. Thomas, Welker).

Defensively, linebacker Shaun Phillips totaled 2.5 sacks (14 yds.) to represent the most quarterback takedowns by a player in his Broncos debut.

### OFFICIALS:

**Referee** — Walt Coleman (65); **Umpire** — Roy Ellison (81); **Head Linesman** — Jerry Bergman (91); **Line Judge** — Rusty Baynes (59); **Side Judge** — Rick Patterson (15); **Field Judge** — Greg Gautreaux (80); **Back Judge** — Greg Yette (38); **Replay** — Bob Boylston.

### DENVER BRONCOS

#### OFFENSE

**WR** 88 D. Thomas  
**LT** 78 R. Clady  
**LG** 68 Z. Beadles  
**C** 66 M. Ramirez  
**RG** 65 L. Vasquez  
**RT** 74 O. Franklin  
**TE** 80 J. Thomas  
**WR** 87 E. Decker  
**WR** 83 W. Welker  
**QB** 18 P. Manning  
**RB** 27 K. Moreno

#### DEFENSE

**LDE** 95 D. Wolfe  
**DT** 99 K. Vickerson  
**NT** 94 T. Knighton  
**RDE** 91 R. Ayers  
**WLB** 59 D. Trevathan  
**MLB** 52 W. Woodyard  
**CB** 25 C. Harris Jr.  
**LCB** 32 T. Carter  
**RCB** 45 D. Rodgers-Cromartie  
**SS** 33 D. Ihenacho  
**FS** 26 R. Moore

**BRONCOS SUBSTITUTIONS:** P 4 B.Colquhitt, K 5 M.Prater, WR 11 T.Holliday, WR 12 A.Caldwell, S 20 M.Adams, RB 21 R.Hillman, RB 28 M.Ball, S 30 D.Bruton, S 31 O.Bolden, CB 36 K.Webster, LS 46 A.Brewer, LB 51 P.Lenon, MLB 53 S.Johnson, MLB 56 N.Irving, LB 57 A.Robinson, C 60 S.Vallos, T 75 C.Clark, TE 84 J.Tamme, TE 85 V.Green, SLB 90 S.Phillips, DT 92 S.Williams, DT 96 M.Unrein, DE 97 M.Jackson. **DID NOT PLAY:** QB 17 B.Osweller, **INACTIVE:** QB 2 Z.Dysert, RB 22 C.Anderson, CB 23 Q.Jammer, CB 24 C.Bailey, G 72 J.Moffitt, G 73 C.Kuper, TE 81 J.Dreessen.

### BALTIMORE RAVENS

#### OFFENSE

**WR** 82 T. Smith  
**LT** 78 B. McKinnie  
**LG** 72 K. Osemele  
**C** 66 G. Gradkowski  
**RG** 73 M. Yanda  
**RT** 74 M. Oher  
**TE** 84 E. Dickson  
**WR** 14 M. Brown  
**QB** 5 J. Flacco  
**FB** 44 V. Leach  
**RB** 27 R. Rice

#### DEFENSE

**DE** 99 C. Canty  
**NT** 92 H. Ngata  
**RUSH** 55 T. Suggs  
**WILL** 56 J. Bynes  
**MIKE** 51 D. Smith  
**SAM** 58 E. Dumervil  
**CB** 24 C. Graham  
**LCB** 21 L. Webb  
**RCB** 22 J. Smith  
**SS** 32 J. Iheigbo  
**FS** 29 M. Huff

**RAVENS SUBSTITUTIONS:** P 4 S.Koch, K 9 J.Tucker, WR 12 J.Jones, CB 23 C.Brown, S 26 M.Elam, S 28 B.Trawick, RB 30 B.Pierce, FB 40 K.Jusczyk, S 41 A.Levine, LS 46 M.Cox, ILB 50 A.McClellan, LB 54 R.James, ILB 59 A.Brown, NT 62 T.Cody, C 68 A.Shipley, G/T 71 R.Wagner, WR 80 B.Stokley, TE 86 B.Bajema, TE 87 D.Clark, OLB 90 P.McPhee, OLB 91 C.Upsah, DE 96 M.Spears. **DID NOT PLAY:** QB 2 T.Taylor, DE 93 D.Tyson. **INACTIVE:** WR 13 A.Mellette, G/T 76 J.Reid, G/T 77 R.Jensen, WR 83 D.Thompson, OLB 94 J.Simon, DT 97 A.Jones, DT 98 B.Williams.

		1	2	3	4	OT	TOTAL	FIELD GOALS (made ( ) missed)
<b>VISITOR</b>	Baltimore Ravens	7	10	0	10	—	27	J. Tucker (25) (30)
<b>HOME</b>	Denver Broncos	0	14	21	14	—	49	

Team	Qtr	Clock Time	PLAY DESCRIPTION (Extra Point) (Drive Info)	SCORE Visitor Home
RAVENS	1	7:11	V. Leach 2 yd. pass from J. Flacco (J. Tucker kick) (10-80, 3:58)	7 0
BRONCOS	2	11:35	J. Thomas 24 yd. pass from P. Manning (M. Prater kick) (1-24, 0:05)	7 7
RAVENS	2	8:03	R. Rice 1 yd. run (J. Tucker kick) (1-1, 0:05)	14 7
BRONCOS	2	5:34	J. Thomas 23 yd. pass from P. Manning (M. Prater kick) (6-80, 2:29)	14 14
RAVENS	2	0:07	J. Tucker 25 yd. Field Goal (13-77, 3:12)	17 14
BRONCOS	3	12:30	A. Caldwell 28 yd. pass from P. Manning (M. Prater kick) (6-80, 2:30)	17 21
BRONCOS	3	10:28	W. Welker 5 yd. pass from P. Manning (M. Prater kick) (2-10, 0:40)	17 28
BRONCOS	3	6:37	W. Welker 2 yd. pass from P. Manning (M. Prater kick) (9-63, 2:29)	17 35
BRONCOS	4	13:13	D. Thomas 26 yd. pass from P. Manning (M. Prater kick) (5-56, 1:33)	17 42
RAVENS	4	10:28	M. Brown 13 yd. pass from J. Flacco (J. Tucker kick) (5-80, 1:38)	24 42
RAVENS	4	5:29	J. Tucker 30 yd. Field Goal (8-57, 2:38)	27 42
BRONCOS	4	4:30	D. Thomas 78 yd. pass from P. Manning (M. Prater kick) (3-80, 0:59)	27 49

FINAL INDIVIDUAL STATISTICS																						
Baltimore Ravens										Denver Broncos												
RUSHING	ATT	YDS	AVG	LG	TD						RUSHING	ATT	YDS	AVG	LG	TD						
R. Rice	12	36	3.0	12	1						K. Moreno	9	28	3.1	7	0						
B. Pierce	9	22	2.4	14	0						M. Ball	8	24	3.0	9	0						
											R. Hillman	4	15	3.8	7	0						
											P. Manning	2	-2	-1.0	-1	0						
TOTAL	21	58	2.8	14	1						TOTAL	23	65	2.8	9	0						
PASSING	ATT	CMP	YDS	TKD/YD	TD	LG	IN	Rtg.						PASSING	ATT	CMP	YDS	TKD/YD	TD	LG	IN	Rtg.
J. Flacco	62	34	362	4/27	2	34	2	69.4						P. Manning	42	27	462	3/17	7	78	0	141.1
TOTAL	62	34	362	4/27	2	34	2	69.4						TOTAL	42	27	462	3/17	7	78	0	141.1
PASS RECEIVING	NO	YDS	AVG	LG	TD						PASS RECEIVING	NO	YDS	AVG	LG	TD						
R. Rice	8	35	4.4	10	0						W. Welker	9	67	7.4	15	2						
D. Clark	7	87	12.4	31	0						D. Thomas	5	161	32.2	78	2						
T. Smith	4	92	23.0	34	0						J. Thomas	5	110	22.0	44	2						
M. Brown	4	65	16.3	23	1						K. Moreno	3	37	12.3	23	0						
B. Stokley	4	34	8.5	12	0						E. Decker	2	32	16.0	27	0						
J. Jones	3	24	8.0	13	0						R. Hillman	2	27	13.5	17	0						
V. Leach	3	12	4.0	6	1						A. Caldwell	1	28	28.0	28	1						
E. Dickson	1	13	13.0	13	0																	
TOTAL	34	362	10.6	34	2						TOTAL	27	462	17.1	78	7						
INTERCEPTIONS	NO	YDS	AVG	LG	TD						INTERCEPTIONS	NO	YDS	AVG	LG	TD						
											D. Trevathan	1	29	29.0	29	0						
											C. Harris	1	0	0.0	0	0						
TOTAL	0	0	0.0	—	0						TOTAL	2	29	14.5	29	0						
PUNTING	NO	YDS	AVG	NET	TB	IN20	LG						PUNTING	NO	YDS	AVG	NET	TB	IN20	LG		
S. Koch	9	456	50.7	39.3	0	2	61						B. Colquitt	7	319	45.6	40.9	1	5	59		
[BLOCKED]	1	0		0.0	0	0	0															
TOTAL	10	456	45.6	39.3	0	2	61						TOTAL	7	319	45.6	40.9	1	5	59		
PUNT RETURNS	NO	YDS	AVG	FC	LG	TD						PUNT RETURNS	NO	YDS	AVG	FC	LG	TD				
L. Webb	1	13	13.0	4	13	0						T. Holliday	4	36	9.0	0	14	0				
[DOWNED]	1	0	0.0	0	0	0						W. Welker	2	27	13.5	1	27	0				
[TOUCHBACK]	1	0	0.0	0	0	0						[OUT OF BOUNDS]	2	0	0.0	0	0	0				
RETURNS	1	13	13.0	4	13	0						RETURNS	6	63	10.5	1	27	0				
KICKOFF RETURNS	NO	YDS	AVG	FC	LG	TD						KICKOFF RETURNS	NO	YDS	AVG	FC	LG	TD				
[TOUCHBACK]	8	0	0.0	0	0	0						[TOUCHBACK]	6	0	0.0	0	0	0				
RETURNS	0	0	0.0	0	0	0						RETURNS	0	0	0.0	0	0	0				
Baltimore Ravens FUMBLES	Fum	Lost	Own Rec.	Yds	TD	FF	Rec.	Yds	TD	Out Bnds	Denver Broncos FUMBLES	Fum	Lost	Own Rec.	Yds	TD	FF	Rec.	Yds	TD	Out Bnds	
J. Flacco	1	0	0	0	0	0	0	0	0	0	E. Decker	1	0	0	0	0	0	0	0	0	1	
R. Wagner	0	0	1	0	0	0	0	0	0	0	D. Trevathan	1	1	0	0	0	0	0	0	0	1	
J. Smith	0	0	0	0	0	1	0	0	0	0	W. Welker	1	1	0	0	0	0	0	0	0	0	
M. Cox	0	0	0	0	0	0	1	0	0	0	S. Phillips	0	0	0	0	0	1	0	0	0	0	
TOTAL	1	0	1	0	0	1	1	0	0	0	TOTAL	3	2	0	0	0	1	0	0	0	2	

FINAL TEAM STATISTICS									
	RAVENS		BRONCOS			RAVENS		BRONCOS	
TOTAL FIRST DOWNS	24		24		FGs - PATs Had Blocked	0-0		0-0	
By Rushing	3		2		Net Punting Average	39.3		40.9	
By Passing	18		20		TOTAL RETURN YARDAGE (Not Including Kickoffs)	13		92	
By Penalty	3		2		No. and Yards Punt Returns	1-13		6-63	
THIRD DOWN EFFICIENCY	8-22-36%		8-15-53%		No. and Yards Kickoff Returns	0-0		0-0	
FOURTH DOWN EFFICIENCY	0-1-0%		0-0-0%		No. and Yards Interception Returns	0-0		2-29	
TOTAL NET YARDS	393		510		PENALTIES Number and Yards	7-53		8-61	
Total Offensive Plays (inc. times thrown passing)	87		68		FUMBLES Number and Lost	1-0		3-2	
Average gain per offensive play	4.5		7.5		TOUCHDOWNS	3		7	
NET YARDS RUSHING	58		65		Rushing	1		0	
Total Rushing Plays	21		23		Passing	2		7	
Average gain per rushing play	2.8		2.8		EXTRA POINTS Made-Attempts	3-3		7-7	
Tackles for a loss-number and yards	4-6		2-3		Kicking Made-Attempts	3-3		7-7	
NET YARDS PASSING	335		445		FIELD GOALS Made-Attempts	2-2		0-0	
Times thrown - yards lost attempting to pass	4-27		3-17		RED ZONE EFFICIENCY	3-5-60%		2-2-100%	
Gross yards passing	362		462		GOAL TO GO EFFICIENCY	2-3-67%		2-2-100%	
PASS ATTEMPTS-COMPLETIONS-HAD INTERCEPTED	62-34-2		42-27-0		SAFETIES	0		0	
Avg gain per pass play (inc.# thrown passing)	5.1		9.9		FINAL SCORE	27		49	
KICKOFFS Number-In End Zone-Touchbacks	6-6-6		8-8-8		TIME OF POSSESSION	33:48		26:12	
PUNTS Number and Average	10-45.6		7-45.6						
Had Blocked	1		0						

BRONCOS DEFENSIVE STATISTICS																		
(Press Box Totals)																		
PLAYER	UT	A	TT	S-YDS	I-YDS	PD	FF	FR	PLAYER	UT	A	TT	S-YDS	I-YDS	PD	FF	FR	
D. Ihenacho	11	1	12	0-0	0-0	3	0	0	K. Vickerson	2	0	2	0-0	0-0	0	0	0	
W. Woodyard	5	5	10	0.5-4	0-0	1	0	0	T. Knighton	1	1	2	0-0	0-0	0	0	0	
R. Moore	6	0	6	0-0	0-0	1	0	0	R. Aynier	1	0	1	1-9	0-0	0	0	0	
D. Trevathan	4	0	4	0-0	1-29	2	0	0	K. Webster	1	0	1	0-0	0-0	1	0	0	
S. Phillips	3	1	4	2.5-14	0-0	0	1	0	P. Lenon	1	0	1	0-0	0-0	0	0	0	
T. Carter	3	1	4	0-0	0-0	4	0	0	S. Williams	1	0	1	0-0	0-0	0	0	0	
N. Irving	3	1	4	0-0	0-0	0	0	0	M. Unrein	0	1	1	0-0	0-0	0	0	0	
D. Wolfe	3	1	4	0-0	0-0	0	0	0	M. Jackson	0	1	1	0-0	0-0	0	0	0	
C. Harris Jr.	3	0	3	0-0	1-0	1	0	0	TEAM TOTALS	50	13	63	4-27	2-29	14	1	0	
M. Adams	2	0	2	0-0	0-0	1	0	0										





## Denver 41, N.Y. Giants 23

Sunday, Sept. 15, 2013 • 4:25 p.m. EDT • MetLife Stadium • East Rutherford, N.J.

**WEATHER:** Mostly Sunny, 70°, Wind SSW 3 mph • **TIME:** 3:20 • **ATTENDANCE:** 81,285

The Denver Broncos tied a franchise record with their seventh consecutive road win in a 41-23 victory over the New York Giants at MetLife Stadium in East Rutherford, N.J.

In perhaps the final regular-season meeting between Broncos quarterback Peyton Manning and his younger brother, Giants quarterback Eli Manning, the elder signal caller came out on top for the third time in three tries.

After tying the NFL record with seven touchdown passes in Week One, Peyton Manning etched his name in the record books again by surpassing 60,000 career passing yards on Denver's first offensive drive. He became the third NFL player (and the fastest) to reach that milestone.

Denver's initial 90-yard drive did not lead to points as rookie running back Montee Ball fumbled on the Giants' 5-yard line and safety Ryan Mundy recovered the ball in the end zone for a touchback.

New York was able to capitalize on the turnover when kicker Josh Brown connected on a 36-yard field goal that put the Giants up 3-0 mid way through the first quarter.

Denver put their first points on the board on the second play of the second quarter as running back Knowshon Moreno took a toss out of the backfield and ran 20 yards for a touchdown. The play marked the first of two scoring runs from the New Jersey native who racked up 93 yards on 13 carries (7.2 avg.).

Eli Manning led New York on two scoring drives of 37 yards each that both resulted in Brown field goals (24 and 41 yds.).

Peyton Manning, who finished the game completing 30-of-43 passes (69.8%) for 307 yards with two touchdowns (105.5 rtg.), conducted an efficient two-minute drill at the end of second quarter to set up a 42-yard field goal by kicker Matt Prater to put Denver up 10-9 at halftime.

After forcing a punt on New York's first offensive series of the second half, Manning led the Broncos on a 9-play, 53-yard drive, capping the series with a 2-yard touchdown pass to wide receiver Wes Welker.

Both teams traded touchdowns, and the Broncos led 24-16 entering the fourth quarter.

On the first play of the fourth frame, cornerback Chris Harris recorded the first of three Broncos interceptions in the final quarter, corraling a pass deflection from cornerback Tony Carter. The turnover led to an 11-yard touchdown reception by tight end Julius Thomas.

Wide receiver Trindon Holliday returned a Giants punt 81 yards for a score midway through the fourth quarter to put the game out of reach, and the defense notched two late takeaways to preserve the 41-26 win.

### OFFICIALS:

**Referee** — Gene Steratore (114); **Umpire** — Bill Schuster (129); **Head Linesman** — Wayne Mackie (106); **Line Judge** — Gary Arthur (108); **Side Judge** — Mike Weatherford (116); **Field Judge** — Bob Waggoner (25); **Back Judge** — Dino Paganelli (105); **Replay** — Paul Weidner.

### DENVER BRONCOS

#### OFFENSE

**WR** 88 D. Thomas  
**LT** 78 R. Clady  
**LG** 68 Z. Beadles  
**C** 66 M. Ramirez  
**RG** 65 L. Vasquez  
**RT** 74 O. Franklin  
**TE** 80 J. Thomas  
**WR** 87 E. Decker  
**WR** 83 W. Welker  
**QB** 18 P. Manning  
**RB** 27 K. Moreno

#### DEFENSE

**LDE** 95 D. Wolfe  
**DT** 99 K. Vickerson  
**NT** 94 T. Knighton  
**RDE** 90 S. Phillips  
**SLB** 56 N. Irving  
**MLB** 52 W. Woodyard  
**WLB** 59 D. Trevathan  
**LCB** 25 C. Harris Jr.  
**RCB** 45 D. Rodgers-Cromartie  
**SS** 33 D. Ihenacho  
**FS** 26 R. Moore

**BRONCOS SUBSTITUTIONS:** P 4 B.Colquitt, K 5 M.Prater, WR 11 T.Holliday, WR 12 A.Caldwell, S 20 M.Adams, RB 21 R.Hillman, RB 28 M.Ball, S 30 D.Brunton, S 31 O.Bolden, CB 32 T.Carter, CB 36 K.Webster, LS 46 A.Brewer, LB 51 P.Lenon, MLB 53 S.Johnson, LB 57 A.Robinson, C 60 S.Vallos, T 75 C.Clark, TE 84 J.Tamme, TE 85 V.Green, DE 91 R.Ayers, DT 92 S.Williams, DT 96 M.Unrein, DE 97 M.Jackson, **DID NOT PLAY:** QB 17 B.Osweller, **INACTIVE:** QB 2 Z.Dysert, RB 22 C.Anderson, CB 23 Q.Jammer, CB 24 C.Bailey, G 72 J.Moffitt, G 73 C.Kuper, TE 81 J.Dreessen.

### NEW YORK GIANTS

#### OFFENSE

**WR** 88 H. Nicks  
**LT** 65 W. Beatty  
**LG** 77 K. Boothe  
**C** 64 D. Baas  
**RG** 76 C. Snee  
**RT** 72 J. Pugh  
**TE** 83 B. Myers  
**WR** 80 V. Cruz  
**QB** 10 E. Manning  
**FB** 45 H. Hynoski  
**RB** 22 D. Wilson

#### DEFENSE

**LDE** 91 J. Tuck  
**LDT** 97 L. Joseph  
**RDT** 99 C. Jenkins  
**RDE** 94 M. Kiwanuka  
**SLB** 57 J. Williams  
**WLB** 52 S. Paysinger  
**DB** 24 T. Thomas  
**LCB** 23 C. Webster  
**RCB** 20 P. Amukamara  
**SS** 26 A. Rolle  
**FS** 21 R. Mundy

**GIANTS SUBSTITUTIONS:** K 3 J.Brown, P 5 S.Weatherford, WR 12 J.Jernigan, WR 18 L.Murphy, CB 28 J.Hosley, S 30 C.Taylor, CB 31 A.Ross, RB 33 D.Scott, RB 34 B.Jacobs, CB 38 T.McBride, LS 51 Z.DeOssie, LB 55 K.Rivers, LB 58 M.Herzlich, C 63 J.Cordie, DE 69 J.Trattou, T 73 J.Brewer, WR 82 R.Randle, TE 84 L.Donnell, TE 86 B.Pascoe, DE 90 J.Pierre-Paul, DT 93 M.Patterson, DT 95 S.Rogers, DE 98 D.Moore, **DID NOT PLAY:** QB 17 C.Painter, **INACTIVE:** QB 9 R.Nassib, RB 29 M.Cox, LB 59 A.Bradford, T 66 D.Diehl, G 67 B.Mosley, TE 81 A.Robinson, DT 96 J.Hankins.

		1	2	3	4	OT	TOTAL	FIELD GOALS (made ( ) missed)		
<b>VISITOR</b>	Denver Broncos	0	10	14	17	—	41	M. Prater (42) (47)		
<b>HOME</b>	New York Giants	3	6	7	7	—	23	J. Brown (36) (24) (41)		
Team	Qtr	Clock Time	PLAY DESCRIPTION (Extra Point) (Drive Info)					SCORE		
								Visitor	Home	
GIANTS	1	7:41	J. Brown 36 yd. Field Goal (7-62, 3:09)					0	3	
BRONCOS	2	14:22	K. Moreno 20 yd. run (M. Prater kick) (4-40, 0:48)					7	3	
GIANTS	2	6:53	J. Brown 24 yd. Field Goal (6-37, 2:31)					7	6	
GIANTS	2	2:19	J. Brown 41 yd. Field Goal (7-37, 3:46)					7	9	
BRONCOS	2	0:47	M. Prater 42 yd. Field Goal (8-56, 1:32)					10	9	
BRONCOS	3	8:58	W. Welker 2 yd. pass from P. Manning (M. Prater kick) (9-53, 4:28)					17	9	
GIANTS	3	3:08	B. Jacobs 1 yd. run (J. Brown kick) (9-81, 5:50)					17	16	
BRONCOS	3	0:25	K. Moreno 25 yd. run (M. Prater kick) (7-80, 2:43)					24	16	
BRONCOS	4	12:19	J. Thomas 11 yd. pass from P. Manning (M. Prater kick) (5-36, 2:34)					31	16	
BRONCOS	4	10:13	T. Holliday 81 yd. punt return (M. Prater kick)					38	16	
GIANTS	4	3:59	D. Scott 23 yd. pass from E. Manning (J. Brown kick) (4-71, 1:13)					38	23	
BRONCOS	4	2:38	M. Prater 47 yd. Field Goal (7-15, 1:21)					41	23	

Final Individual Statistics																																
Denver Broncos												New York Giants																				
Rushing		Att	Yds	Avg	LG	TD	Rushing					Att		Yds	Avg	LG	TD	Passing					Att	Yds	Avg	LG	TD					
K. Moreno		13	93	7.2	25	2	D. Wilson					7	17	2.4	6	0	E. Manning					49	28	362	1/9	1	51	4	53.3			
M. Ball		12	14	1.2	3	0	B. Jacobs					7	4	0.6	5	1	TOTAL					19	23	1.2	6	1						
R. Hillman		1	3	3.0	3	0	D. Scott					5	2	0.4	4	0																
P. Manning		3	-3	-1.0	-1	0																										
TOTAL		29	107	3.7	25	2	TOTAL					19	23	1.2	6	1																
Passing		Att	Cmp	Yds	TD	LG	In	Rtg.	Passing					Att	Cmp	Yds	TD	LG	In	Rtg.	Interceptions					NO	Yds	Avg	LG	TD		
P. Manning		43	30	307	0/0	2	36	0	105.5	E. Manning					49	28	362	1/9	1	51	4	53.3										
TOTAL		43	30	307	0/0	2	36	0	105.5	TOTAL					49	28	362	1/9	1	51	4	53.3										
Pass Receiving		NO	YDS	Avg	LG	TD	Pass Receiving					NO	YDS	Avg	LG	TD	Interceptions					NO	YDS	Avg	LG	TD						
E. Decker		9	87	9.7	19	0	V. Cruz					8	118	14.8	51	0																
J. Thomas		6	47	7.8	19	1	B. Myers					6	74	12.3	27	0																
D. Thomas		5	52	10.4	18	0	H. Hicks					4	83	20.8	34	0																
W. Welker		3	39	13.0	20	1	L. Donnell					3	31	10.3	11	0																
K. Moreno		3	14	4.7	6	0	R. Randle					3	14	4.7	8	0																
M. Ball		2	27	13.5	15	0	D. Scott					2	30	15.0	23	1																
A. Caldwell		1	36	36.0	36	0	B. Pascoe					2	12	6.0	9	0																
V. Green		1	5	5.0	5	0																										
TOTAL		30	307	10.2	36	2	TOTAL					28	362	12.9	51	1																
Interceptions		NO	YDS	Avg	LG	TD	Interceptions					NO	YDS	Avg	LG	TD	Interceptions					NO	YDS	Avg	LG	TD						
D. Rodgers-Cromartie		1	0	0.0	0	0																										
C. Harris		1	0	0.0	0	0																										
R. Moore		1	0	0.0	0	0																										
T. Carter		1	0	0.0	0	0																										
TOTAL		4	0	0.0	0	0	TOTAL					0	0	0.0	—	0																
Punting		NO	YDS	Avg	NET	TB	IN20	LG	Punting					NO	YDS	Avg	NET	TB	IN20	LG	Fumbles					Fum	Lost	Own Rec.	Yds	TD		
B. Colquitt		5	210	42.0	39.4	0	2	53	S. Weatherford					5	231	46.2	22.0	0	1	50												
TOTAL		5	210	42.0	39.4	0	2	53	TOTAL					5	231	46.2	22.0	0	1	50												
Punt Returns		NO	YDS	Avg	FC	LG	TD	Punt Returns					NO	YDS	Avg	FC	LG	TD	Fumbles					Fum	Lost	Own Rec.	Yds	TD				
T. Holliday		4	121	30.3	1	81	1	R. Randle					2	13	6.5	2	7	0														
								J. Jernigan					0	0	0.0	1	0	0														

FINAL TEAM STATISTICS					
	BRONCOS		GIANTS		
TOTAL FIRST DOWNS	23	28	FGs - PATs Had Blocked	0-0	0-0
By Rushing	3	5	Net Punting Average	3	33.4
By Passing	18	15	TOTAL RETURN YARDAGE (Not Including Kickoffs)	121	13
By Penalty	0	10	No. and Yards Punt Returns	4-121	2-13
THIRD DOWN EFFICIENCY	8-15-53%	1-11-9%	No. and Yards Kickoff Returns	2-34	5-121
FOURTH DOWN EFFICIENCY	0-0-0%	0-1-0%	No. and Yards Interception Returns	0-0	0-0
TOTAL NET YARDS	414	376	PENALTIES Number and Yards	13-132	4-16
Total Offensive Plays (inc. times thrown passing)	72	69	FUMBLES Number and Lost	2-1	0-0
Average gain per offensive play	5.8	5.4	TOUCHDOWNS	5	2
NET YARDS RUSHING	23	107	Rushing	2	1
Total Rushing Plays	29	19	Passing	2	1
Average gain per rushing play	3.7	1.2	Punt Returns	1	0
Tackles for a loss-number and yards	2-6	5-13	EXTRA POINTS Made-Attempts	5-5	2-2
NET YARDS PASSING	307	353	Kicking Made-Attempts	5-5	2-2
Times thrown - yards lost attempting to pass	0-0	1-9	FIELD GOALS Made-Attempts	2-2	3-3
Gross yards passing	307	362	RED ZONE EFFICIENCY	2-6-7%	1-3-33%
PASS ATTEMPTS-COMPLETIONS-HAD INTERCEPTED	43-30-0	49-28-4	GOAL TO GO EFFICIENCY	1-2-50%	1-1-100%
And gain per pass play (inc.# thrown passing)	7.1	7.1	SAFETY	0	0
KICKOFFS Number-In End Zone-Touchbacks	8-8-3	6-4-3	FINAL SCORE	41	23
PUNTS Number and Average	5-42-0	5-46-2	TIME OF POSSESSION	28:02	31:58
Had Blocked	0	0			

Broncos Defensive Statistics																		
(Press Box Totals)																		
Player	UT	A	TT	S-YDS	I-YDS	PD	FF	FR	Player	UT	A	TT	S-YDS	I-YDS	PD	FF	FR	
D. Treathan	8	2	10	1-9	0-0	0	0	0	T. Knighton	1	2	3	0-0	0-0	0	0	0	
W. Woodyard	4	3	7	0-0	0-0	1	0	0	M. Jackson	2	0	2	0-0	0-0	0	0	0	
C. Harris Jr.	5	1	6	0-0	1-0	2	0	0	N. Irving	1	1	2	0-0	0-0	0	0	0	
D. Ihenacho	5	1	6	0-0	0-0	0	0	0	D. Bruton	1	0	1	0-0	0-0	0	0	0	
D. Rodgers-Cromartie	3	2	5	0-0	1-0	2	0	0	A. Robinson	1	0	1	0-0	0-0	0	0	0	
M. Adams	3	1	4	0-0	0-0	0	0	0	K. Vickers	1	0	1	0-0	0-0	0	0	0	
T. Carter	3	0	3	0-0	1-0	4	0	0	S. Phillips	1	0	1	0-0	0-0	0	0	0	
R. Moore	3	0	3	0-0	1-0	2	0	0	S. Williams	0	1	1	0-0	0-0	0	0	0	
R. Ayers	3	0	3	0-0	0-0	0	0	0	TEAM TOTALS	46	16	62	1-9	4-0	12	0	0	
D. Wolfe	1	2	3	0-0	0-0	0	0	0										



## Denver 37, Oakland 21

Monday, Sept. 23, 2013 • 6:40 p.m. MDT • Sports Authority Field at Mile High • Denver

WEATHER: Mostly Clear, 64°, Wind NW 16 mph • TIME: 3:02 • ATTENDANCE: 76,978

The Denver Broncos tied a franchise record with their 14th consecutive regular season win after defeating the Oakland Raiders 37-21 at Sports Authority Field at Mile High.

While improving to 3-0 for the 12th time in franchise history, the Broncos got the better of their AFC West rivals in record-setting fashion.

Quarterback Peyton Manning led the Broncos on an 8-play 55-yard opening drive that resulted in a 2-yard touchdown pass to wide receiver Eric Decker for the game's first points. Decker would finish the game with eight receptions for 133 yards (16.6 avg.).

Denver's defense overwhelmed Oakland much of the first half as the Raiders were forced to punt on their first four possessions. Broncos defensive end Robert Ayers wreaked havoc in the Raiders' backfield most of the game and finished with a career-high two sacks.

After a 53-yard field goal by kicker Matt Prater and another defensive stand by the Broncos defense, Manning was able to orchestrate a 10-play 80-yard scoring drive. He completed all five pass attempts on the series for 55 yards, concluding with a 12-yard touchdown pass to wide receiver Wes Welker.

Oakland's first points of the game came with 6:11 left in the first half when quarterback Terrelle Pryor connected on a 73-yard pass to wide receiver Denarius Moore.

The Broncos wasted little time reacting to the Raiders' score as Manning (32-of-37 passing for 374 yards and three touchdowns) completed a 61-yard pass to Decker on the first play of the resulting series to put Denver deep in Oakland territory. Three plays later, tight end Julius Thomas caught a 13-yard touchdown pass to give Denver a 24-7 lead.

The score was Manning's 12th touchdown pass of the year and made him the first quarterback in NFL history to reach that total just three games into a season.

Prater connected on a 41-yard field goal on Denver's next possession to give the Broncos a 27-7 halftime lead.

Denver's running game was the main attraction of the second half as the Broncos running back committee racked up 111 rushing yards after registering only 55 yards through the first two quarters. Tailbacks Ronnie Hillman (9 att., 66 yards, TD), Montee Ball (11 att., 61 yards) and Knowshon Moreno (12 att., 39 yards) carried the load and helped run down the clock much of the second half.

After a 40-yard field goal from Prater, Oakland was able to conduct their second scoring drive of the game. Pryor (19-of-28 for 281 yards and one touchdown) led the Raiders on a 6-play 70-yard drive, which culminated with a 16-yard touchdown reception from Pryor to fullback Marcel Reece.

In the fourth quarter, Hillman helped secure the Broncos victory with a 1-yard rushing touchdown which led to the 37-21 win.

### OFFICIALS:

**Referee** — Jerome Boger (23); **Umpire** — Tony Michalek (115); **Head Linesman** — Ed Camp (134); **Line Judge** — Tom Stephane (68); **Side Judge** — Allen Baynes (56); **Field Judge** — Dyrrol Prioleau (109); **Back Judge** — Tony Sateratore (112); **Replay** — Carl Madsen.

### DENVER BRONCOS

#### OFFENSE

**WR** 88 D. Thomas  
**LT** 75 C. Clark  
**LG** 68 Z. Beadles  
**C** 66 M. Ramirez  
**RG** 65 L. Vasquez  
**RT** 74 O. Franklin  
**TE** 80 J. Thomas  
**WR** 87 E. Decker  
**WR** 83 W. Welker  
**QB** 18 P. Manning  
**RB** 27 K. Moreno

#### DEFENSE

**LDE** 95 D. Wolfe  
**DT** 99 K. Vickerson  
**NT** 94 T. Knighton  
**RDE** 91 R. Ayers  
**CB** 25 C. Harris Jr.  
**MLB** 52 W. Woodyard  
**WLB** 59 D. Trevathan  
**LCB** 32 T. Carter  
**RCB** 45 D. Rodgers-Cromartie  
**SS** 33 D. Ihenacho  
**FS** 26 R. Moore

**BRONCOS SUBSTITUTIONS:** P 4 B.Colquitt, K 5 M.Prater, WR 11 T.Holliday, WR 12 A.Caldwell, S 20 M.Adams, RB 21 R.Hillman, RB 28 M.Ball, S 30 D.Bruton, S 31 O.Bolden, CB 36 K.Webster, LS 46 A.Brewer, LB 51 P.Lenon, MLB 53 S.Johnson, MLB 56 N.Irving, LB 57 A.Robinson, C 60 S.Vallos, G 72 J.Moffitt, TE 84 J.Tamme, TE 85 V.Green, SLB 90 S.Phillips, DT 92 S.Williams, DT 96 M.Unrein, DE 97 M.Jackson. **DID NOT PLAY:** QB 17 B.Osweller. **INACTIVE:** QB 2 Z.Dysert, RB 22 C.Anderson, CB 23 Q.Jammer, CB 24 C.Bailey, G 73 C.Kuper, T 77 W.Justice, TE 81 J.Dreessen.

### OAKLAND RAIDERS

#### OFFENSE

**WR** 17 D. Moore  
**WR** 19 B. Butler  
**LT** 69 K. Barnes  
**LG** 64 A. Gurode  
**C** 61 S. Wisniewski  
**RG** 65 M. Brisiel  
**RT** 79 T. Pashos  
**WR** 80 R. Streater  
**QB** 2 T. Pryor  
**FB** 45 M. Reece  
**RB** 20 D. McFadden

#### DEFENSE

**LE** 93 J. Hunter  
**DT** 98 V. Walker  
**NT** 90 P. Sims  
**RE** 99 L. Houston  
**WLB** 94 Ke. Burnett  
**MLB** 53 N. Roach  
**CB** 23 T. Porter  
**LCB** 21 M. Jenkins  
**RCB** 25 D. Hayden  
**SS** 29 B. Ross  
**FS** 24 C. Woodson

**RAIDERS SUBSTITUTIONS:** P 7 M.King, K 11 S.Janikowski, WR 12 J.Ford, QB 15 M.Flynn, CB 22 T.Jones, S 26 U.Young, RB 27 R.Jennings, CB 28 P.Adams, RB 32 J.Stewart, CB 35 C.Chekwa, FB/RB 49 J.Olawale, LB 50 K.Maiaava, DE 58 R.Robinson, LS 59 J.Condo, G 63 L.Mady, T 73 M.McCants, DL 75 B.Sanford, TE 81 M.Rivera, TE 85 J.Mastrud, TE 88 N.Kasa, DE 91 J.Crawford, DT 92 S.McGee, LB 95 K.Burnett, DT 96 C.Bilukidi. **INACTIVE:** QB 14 M.McGloin, S 33 T.Branch, LB 55 S.Moore, T 71 M.Watson, G 74 A.McClain, G 76 L.Nix, WR 84 J.Criner.

		1	2	3	4	OT	TOTAL	FIELD GOALS (made ( ) missed)
<b>VISITOR</b>	Oakland Raiders	0	7	7	7	—	21	
<b>HOME</b>	Denver Broncos	10	17	3	7	—	37	M. Prater (53) (41) (40)
Team	Qtr	Clock Time	PLAY DESCRIPTION (Extra Point) (Drive Info)				SCORE	
							Visitor	Home
BRONCOS	1	10:28	E. Decker 2 yd. pass from P. Manning (M. Prater kick) (8-55, 3:23)				0	7
BRONCOS	1	0:47	M. Prater 53 yd. Field Goal (6-24, 3:42)				0	10
BRONCOS	2	7:27	W. Welker 12 yd. pass from P. Manning (M. Prater kick) (10-80, 4:35)				0	17
RAIDERS	2	5:57	D. Moore 73 yd. pass from T. Pryor (S. Janikowski kick) (3-80, 1:30)				7	17
BRONCOS	2	3:40	J. Thomas 13 yd. pass from P. Manning (M. Prater kick) (4-80, 2:17)				7	24
BRONCOS	2	0:19	M. Prater 41 yd. Field Goal (7-38, 1:30)				7	27
BRONCOS	3	8:41	M. Prater 40 yd. Field Goal (13-55, 6:19)				7	30
RAIDERS	3	0:17	M. Reece 16 yd. pass from D. McFadden (S. Janikowski kick) (6-70, 2:26)				14	30
BRONCOS	4	11:27	R. Hillman 1 yd. run (M. Prater kick) (8-80, 3:50)				14	37
RAIDERS	4	1:15	D. McFadden 1 yd. run (S. Janikowski kick) (4-20, 1:04)				21	37

Final Individual Statistics																									
Oakland Raiders										Denver Broncos															
Rushing		Att	Yds	Avg	LG	TD	Rushing				Rushing		Att	Yds	Avg	LG	TD	Rushing							
T. Pryor		4	36	9.0	23	0	R. Hillman				T. Pryor		9	66	7.3	19	1	R. Hillman							
D. McFadden		12	9	0.8	5	1	M. Ball				D. McFadden		11	61	5.5	12	0	M. Ball							
J. Ford		1	4	4.0	4	0	K. Moreno				J. Ford		12	39	3.3	9	0	K. Moreno							
							P. Manning						3	-2	-0.7	0	0	P. Manning							
TOTAL		17	49	2.9	23	1	TOTAL				TOTAL		35	164	4.7	19	1	TOTAL							
Passing		Att	Cmp	Yds	TD	LG	Int	Rtg	Passing				Att	Cmp	Yds	TD	LG	Int	Rtg	Passing					
T. Pryor		28	19	281	3/23	1	73	0	112.4	P. Manning				37	32	374	1/2	3	61	0	135.8	P. Manning			
M. Flynn		2	1	19	0/0	0	19	0	83.3																
D. McFadden		1	1	16	0/0	1	16	0	158.3																
TOTAL		31	21	316	3/23	2	73	0	122.5	TOTAL				37	32	374	1/2	3	61	0	135.8	TOTAL			
Pass Receiving		NO		YDS	Avg	LG	TD	Pass Receiving				NO		YDS	Avg	LG	TD	Pass Receiving							
D. Moore		6		124	20.7	73	1	D. Thomas				10		94	9.4	22	0	D. Thomas							
M. Reece		4		45	11.3	19	1	E. Decker				8		133	16.6	61	1	E. Decker							
B. Butler		3		54	18.0	29	0	W. Welker				7		84	12.0	32	1	W. Welker							
R. Streater		3		42	14.0	28	0	J. Thomas				3		37	12.3	14	1	J. Thomas							
M. Rivera		2		21	10.5	20	0	R. Hillman				1		12	12.0	12	0	R. Hillman							
R. Jennings		2		15	7.5	14	0	K. Moreno				1		6	6.0	6	0	K. Moreno							
J. Ford		1		15	15.0	15	0	J. Tammie				1		5	5.0	5	0	J. Tammie							
								V. Green				1		3	3.0	3	0	V. Green							
TOTAL		21		316	15.0	73	2	TOTAL				32		374	11.7	61	3	TOTAL							
Interceptions		NO		YDS	Avg	LG	TD	Interceptions				NO		YDS	Avg	LG	TD	Interceptions							
TOTAL		0		0	0.0	—	0	TOTAL				0		0	0.0	—	0	TOTAL							
Punting		NO	YDS	Avg	NET	TB	IN20	LG	Punting				NO	YDS	Avg	NET	TB	IN20	LG	Punting					
M. King		6	315	52.5	43.5	1	0	66	B. Colquitt				1	37	37.0	37.0	0	1	37	B. Colquitt					
TOTAL		6	315	52.5	43.5	1	0	66	TOTAL				1	37	37.0	37.0	0	1	37	TOTAL					
Punt Returns		NO		YDS	Avg	FC	LG	TD	Punt Returns				NO		YDS	Avg	FC	LG	TD	Punt Returns					
P. Adams		0		0	0.0	1	0	0	T. Holliday				3		34	11.3	1	20	0	T. Holliday					
									[OUT OF BOUNDS]				1		0	0.0	0	0	0	[OUT OF BOUNDS]					
									[TOUCHBACK]				1		0	0.0	0	0	0	[TOUCHBACK]					
RETURNS		0		0	0.0	1	0	0	RETURNS				3		34	11.3	1	20	0	RETURNS					
Kickoff Returns		NO		YDS	Avg	FC	LG	TD	Kickoff Returns				NO		YDS	Avg	FC	LG	TD	Kickoff Returns					
J. Ford		2		45	22.5	0	28	0	M. Unrein				1		8	8.0	0	8	0	M. Unrein					
[TOUCHBACK]		6		0	0.0	0	0	0	[TOUCHBACK]				2		0	0.0	0	0	0	[TOUCHBACK]					
RETURNS		2		45	22.5	0	28	0	RETURNS				1		8	8.0	0	8</							

FINAL TEAM STATISTICS					
	RAIDERS		BRONCOS		
TOTAL FIRST DOWNS	13	31	Fgs - PATs Had Blocked	0-0	0-0
By Rushing	2	9	Net Punting Average	43.5	37.0
By Passing	11	20	TOTAL RETURN YARDAGE (Not Including Kickoffs)	0	34
By Penalty	0	2	No. and Yards Punt Returns	0-0	3-34
THIRD DOWN EFFICIENCY	5-12-42%	5-9-56%	No. and Yards Kickoff Returns	2-45	1-8
FOURTH DOWN EFFICIENCY	0-1-0%	0-0-0%	No. and Yards Interception Returns	0-0	0-0
TOTAL NET YARDS	342	536	PENALTIES Number and Yards	8-77	5-40
Total Offensive Plays (inc. times thrown passing)	51	73	FUMBLES Number and Lost	1-0	3-2
Average gain per offensive play	6.7	7.3	TOUCHDOWNS	1	1
NET YARDS RUSHING	49	164	Rushing	1	1
Total Rushing Plays	17	35	Passing	2	3
Average gain per rushing play	2.9	4.7	EXTRA POINTS Made-Attempts	3-3	4-4
Tackles for a loss-number and yards	4-11	0-0	Kicking Made-Attempts	3-3	4-4
NET YARDS PASSING	293	372	FIELD GOALS Made-Attempts	0-0	3-3
Times thrown - yards lost attempting to pass	3-23	1-2	RED ZONE EFFICIENCY	2-3-67%	4-6-67%
Gross yards passing	316	374	GOAL TO GO EFFICIENCY	1-2-50%	2-2-100%
PASS ATTEMPTS-COMPLETIONS-HAD INTERCEPTED	31-21-0	37-32-0	SAFETIES	0	0
Avg gain per pass play (inc # thrown passing)	8.6	9.8	FINAL SCORE	21	37
KICKOFFS Number-In End Zone-Touchbacks	4-2-2	8-8-6	TIME OF POSSESSION	24:36	35:24
PUNTS Number and Average	6-52.5	1-37.0			
Had Blocked	0	0			

BRONCOS DEFENSIVE STATISTICS																	
(Press Box Totals)																	
PLAYER	UT	A	TT	S-YDS	I-YDS	PD	FF	FR	PLAYER	UT	A	TT	S-YDS	I-YDS	PD	FF	FR
N. Irving	5	3	8	0-0	0-0	0	0	0	R. Moore	1	1	2	0-0	0-0	0	0	0
W. Woodyard	4	4	8	0.5-5.5	0-0	0	0	0	K. Webster	1	0	1	0-0	0-0	2	0	0
D. Trevathan	3	3	6	0-0	0-0	1	0	0	T. Carter	1	0	1	0-0	0-0	0	0	0
C. Harris Jr.	4	1	5	0-0	0-0	0	0	0	K. Vickerson	1	0	1	0-0	0-0	0	0	0
D. Rodgers-Cromarie	3	1	4	0-0	0-0	1	0	0	M. Jackson	0	1	1	0.5-5.5	0-0	0	0	0
M. Adams	2	1	3	0-0	0-0	0	0	0	D. Ihenacho	0	1	1	0-0	0-0	1	0	0
R. Ayers	2	0	2	2-12	0-0	0	0	0	T. Knighton	0	1	1	0-0	0-0	0	0	0
S. Phillips	2	0	2	0-0	0-0	0	0	0	TEAM TOTALS	29	17	46	3-23	0-0	5	0	0



## Denver 52, Philadelphia 20

Sunday, Sept. 29, 2013 • 2:25 p.m. MDT • Sports Authority Field at Mile High • Denver

WEATHER: Partly Cloudy, 76°, Wind NE 8 mph • TIME: 3:01 • ATTENDANCE: 77,002

The Denver Broncos set a franchise single-game scoring mark with their 52-20 win over the Philadelphia Eagles.

Playing in front of the third-largest crowd (77,002) at Sports Authority Field at Mile High, the Broncos set the tone early by forcing a three-and-out by the potent Eagles offense on its first possession.

Broncos quarterback Peyton Manning followed up with a 9-play 74-yard opening drive that resulted in a 6-yard touchdown pass to wide receiver Wes Welker.

On Philadelphia's second possession the Eagles were able to take advantage of a 65-yard drive and kicker Alex Henery connected on a 35-yard field goal.

On the ensuing kickoff, Broncos wide receiver Trindon Holliday caught the ball deep in Denver's end zone and returned it 105 yards for a touchdown to increase the Broncos' lead to 14-3.

Philadelphia scored 10-answered points early in the second quarter on a 25-yard field goal by Henery and a 4-yard rushing touchdown by running back Chris Polk to close to within one point of Denver, 14-13.

Broncos running back Knowshon Moreno answered with his third touchdown of the season on a 4-yard run and Denver entered halftime with a 21-13 lead.

After surrendering 271 total yards in the first half, the Broncos defense contained the Eagles offense most of the third and fourth quarters. Denver's offense took advantage of the defense's stout play and was able to record 31-unanswered points to open the second half.

On each of Denver's first two possessions, Manning threw touchdowns passes to wide receiver Demaryius Thomas. Manning, who completed 28-of-34 passes (82.4%) for 327 yards with four touchdowns (146.0 rtg.), set an NFL record on his third touchdown pass of the game as he became the first player in league history to throw 15 touchdowns through the first four games of a season.

Manning was able to extend his record at the end of the third quarter as he completed a 4-yard touchdown pass to Welker and increased his total touchdowns thrown to 16 for the season.

Denver racked up 18 first downs and 214 yards in their 21-point third quarter without running a third down play.

In the fourth quarter, Denver's special teams was able to capitalize again as linebacker Steven Johnson blocked a Philadelphia punt and returned it 17 yards for a touchdown.

Linebacker Danny Trevathan led the Broncos with 10 tackles as the defense held the Eagles to 179 total yards and eight first downs in the second half.

Philadelphia scored their only points of the second half on a 6-yard touchdown reception by wide receiver Jeff Maehl with 4:35 left in the fourth quarter and Denver went on to win 52-20.

### OFFICIALS:

**Referee** — Pete Morelli (135); **Umpire** — Darrell Jenkins (76); **Head Linesman** — Dana McKenzie (8); **Line Judge** — Carl Johnson (101); **Side Judge** — Rob Vernatchi (75); **Field Judge** — Jon Lucivansky (89); **Back Judge** — Dale Shaw (104); **Replay** — Tommy Moore.

### DENVER BRONCOS

#### OFFENSE

WR	88	D. Thomas
LT	75	C. Clark
LG	68	Z. Beadles
C	66	M. Ramirez
RG	65	L. Vasquez
RT	74	O. Franklin
TE	80	J. Thomas
WR	87	E. Decker
WR	83	W. Welker
QB	18	P. Manning
RB	27	K. Moreno

#### DEFENSE

LDE	95	D. Wolfe
DT	99	K. Vickerson
NT	94	T. Knighton
RDE	90	S. Phillips
SLB	56	N. Irving
MLB	52	W. Woodyard
WLB	59	D. Trevathan
LCB	25	C. Harris Jr.
RCB	45	D. Rodgers-Cromartie
SS	33	D. Ihenacho
FS	26	R. Moore

**BRONCOS SUBSTITUTIONS:** P 4 B.Colquitt, K 5 M.Prater, WR 11 T.Holliday, WR 12 A.Caldwell, QB 17 B.Osweller, S 20 M.Adams, RB 21 R.Hillman, CB 23 Q.Jammer, RB 28 M.Ball, S 30 D.Bruton, S 31 O.Bolden, CB 32 T.Carter, CB 36 K.Webster, LS 46 A.Brewer, MLB 53 S.Johnson, LB 57 A.Robinson, C 60 S.Vallos, G 72 J.Moffitt, TE 81 J.Dreessen, TE 84 J.Tamme, TE 85 V.Green, DE 91 R.Ayers, DT 96 M.Unrein, DE 97 M.Jackson. **INACTIVE:** QB 2 Z.Dyert, RB 22 C.Anderson, CB 24 C.Bailey, LB 51 P.Lenon, G 73 C.Kuper, T 77 W.Justice, DT 92 S.Williams.

### PHILADELPHIA EAGLES

#### OFFENSE

WR	14	R. Cooper
LT	71	J. Peters
LG	69	E. Mathis
C	62	J. Kelce
RG	79	T. Herremans
RT	65	L. Johnson
TE	87	B. Celek
TE	86	Z. Ertz
WR	10	D. Jackson
QB	7	M. Vick
RB	25	L. McCoy

#### DEFENSE

LDE	72	C. Thornton
RDE	91	F. Cox
LOLB	98	C. Barwin
ILB	59	D. Ryans
ILB	95	M. Kendrick
ROLB	58	T. Cole
LCB	24	B. Fletcher
RCB	26	C. Williams
SS	29	N. Allen
FS	28	E. Wolff
CB	22	B. Boykin

**EAGLES SUBSTITUTIONS:** K 6 A.Henery, P 8 D.Jones, QB 9 N.Foles, WR 13 D.Johnson, CB 21 R.Carmichael, S 20 C.Anderson, RB 32 C.Polk, CB 33 J.Poyer, RB 34 B.Brown, S 42 C.Coleman, LS 46 J.Dorenbos, LB 50 C.Matthews, LB 53 N.Goode, LB 54 J.Knott, LB 55 B.Graham, C/G 61 J.VanderVelde, DE 75 V.Curry, G/T 76 A.Barbre, WR 81 J.Avant, TE 85 J.Casey, WR 88 J.Maehl, DE 90 C.Geathers, DT 96 B.Logan, DT 97 I.Sopoga. **INACTIVE:** QB 2 M.Barkley, S 23 P.Chung, CB 31 S.Prater, T 64 M.Tobin, T 67 D.Kelly, DE 77 D.Square, TE 82 E.Igwenagu.

		1	2	3	4	OT	TOTAL		FIELD GOALS (made ( ) missed)
VISITOR	Philadelphia Eagles	3	10	0	7	—	20		A. Henery (35) (25) 46WR
HOME	Denver Broncos	14	7	21	10	—	52		M. Prater (53)
Team	Qtr	Clock Time	PLAY DESCRIPTION (Extra Point) (Drive Info)					SCORE	
								Visitor	Home
BRONCOS	1	10:19	W. Welker 6 yd. pass from P. Manning (M. Prater kick) (9-74, 3:52)					0	7
EAGLES	1	6:03	A. Henery 35 yd. Field Goal (11-65, 4:16)					3	7
BRONCOS	1	5:50	T. Holliday 105 yd. kickoff return (M. Prater kick) (0-0, 0:13)					3	14
EAGLES	2	14:18	A. Henery 25 yd. Field Goal (15-73, 6:32)					6	14
EAGLES	2	11:06	C. Polk 4 yd. run (A. Henery kick) (7-64, 2:10)					13	14
BRONCOS	2	5:05	K. Moreno 4 yd. run (M. Prater kick) (11-80, 6:01)					13	21
BRONCOS	3	9:54	D. Thomas 1 yd. pass from P. Manning (M. Prater kick) (10-80, 5:06)					13	28
BRONCOS	3	5:10	D. Thomas 15 yd. pass from P. Manning (M. Prater kick) (8-80, 3:12)					13	35
BRONCOS	3	0:22	W. Welker 4 yd. pass from P. Manning (M. Prater kick) (7-65, 3:35)					13	42
BRONCOS	4	13:54	S. Johnson 17 yd. return of blocked punt (M. Prater kick)					13	49
BRONCOS	4	6:53	M. Prater 53 yd. Field Goal (7-30, 3:49)					13	52
EAGLES	4	4:35	J. Maehl 6 yd. pass from N. Foles (A. Henery) (7-80, 2:18)					20	52

FINAL INDIVIDUAL STATISTICS																				
Philadelphia Eagles										Denver Broncos										
RUSHING	ATT	YDS	AVG	LG	TD					RUSHING	ATT	YDS	AVG	LG	TD					
L. McCoy	16	73	4.6	15	0					K. Moreno	12	78	6.5	17	1	0				
M. Vick	8	41	5.1	13	0					R. Hillman	11	36	3.3	10	0	0				
C. Polk	3	33	11.0	28	1					M. Ball	8	24	3.0	6	0	0				
B. Brown	8	19	2.4	9	0					B. Osweiler	2	3	1.5	4	0	0				
TOTAL	35	166	4.7	28	1					TOTAL	33	141	4.3	17	1	1				
PASSING	ATT	CMP	YDS	YD	TD	LG	IN	Rtg.		PASSING	ATT	CMP	YDS	YD	TD	LG	IN	Rtg.		
M. Vick	27	14	248	3/13	0	38	0	83.6		P. Manning	34	28	327	1/6	4	52	0	146.0		
N. Foles	4	3	49	0/0	1	37	0	155.2		B. Osweiler	3	2	10	0/0	0	5	0	71.5		
TOTAL	31	17	297	3/13	1	38	0	98.5		TOTAL	37	30	337	1/6	4	52	0	140.7		
PASS RECEIVING	NO	YDS	AVG	LG	TD					PASS RECEIVING	NO	YDS	AVG	LG	TD					
B. Celek	3	57	19.0	27	0					D. Thomas	9	86	9.6	15	2					
J. Maehl	2	43	21.5	37	1					W. Welker	7	76	10.9	33	2					
B. Brown	2	41	20.5	35	0					E. Decker	5	88	17.6	52	0					
D. Jackson	2	34	17.0	20	0					J. Thomas	4	43	10.8	13	0					
R. Cooper	2	25	12.5	15	0					R. Hillman	2	21	10.5	14	0					
C. Polk	2	19	9.5	13	0					K. Moreno	1	13	13.0	13	0					
Z. Ertz	1	38	38.0	38	0					A. Caldwell	1	5	5.0	5	0					
L. McCoy	1	21	21.0	21	0					V. Green	1	5	5.0	5	0					
J. Casey	1	12	12.0	12	0															
J. Avant	1	7	7.0	7	0															
TOTAL	17	297	17.5	38	1					TOTAL	30	337	11.2	52	4					
INTERCEPTIONS	NO	YDS	AVG	LG	TD					INTERCEPTIONS	NO	YDS	AVG	LG	TD					
TOTAL	0	0	0.0	—	0					TOTAL	0	0	0.0	—	0					
PUNTING	NO	YDS	AVG	NET	TB	IN20	LG			PUNTING	NO	YDS	AVG	NET	TB	IN20	LG			
D. Jones	4	191	47.8	30.2	2	0	54			B. Colquitt	2	92	46.0	35.5	0	1	60			
[BLOCKED]	1	0	0.0	0	0	0	0													
TOTAL	5	191	38.2	30.2	2	0	54			TOTAL	2	92	46.0	35.5	0	1	60			
PUNT RETURNS	NO	YDS	AVG	FC	LG	TD					PUNT RETURNS	NO	YDS	AVG	FC	LG	TD			
D. Johnson	1	21	21.0	1	21	0					T. Holliday	2	0	0.0	0	0	0			





5



# Denver 51, Dallas 48

Sunday, Oct. 6, 2013 • 3:25 p.m. CDT • AT&T Stadium • Arlington, Texas

WEATHER: Indoors • TIME: 3:13 • ATTENDANCE: 92,758

The Denver Broncos won their franchise-record eighth consecutive road game with a thrilling 51-48 victory over the Dallas Cowboys in front of 92,758 fans at AT&T Stadium in Arlington, Texas.

Dallas got off to a fast start as quarterback Tony Romo led the Cowboys on an 11-play, 79-yard opening drive in which he completed all five of his pass attempts for 64 yards. The series resulted in a 2-yard touchdown pass to wide receiver Dez Bryant.

After forcing a fumble on Denver's first possession, Dallas running back DeMarco Murray was able to score on a 4-yard run to put the Cowboys up 14-0 midway through the first quarter.

Denver countered with a quick 3-play, 80-yard scoring drive that culminated in a 4-yard touchdown pass from quarterback Peyton Manning to tight end Julius Thomas.

The Cowboys increased their lead with a 43-yard field goal by kicker Dan Bailey to open the second quarter.

Manning conducted another 80-yard scoring drive that was concluded by a 2-yard touchdown pass to wide receiver Eric Decker.

The Broncos defense forced their first turnover of the game on Dallas' ensuing series when rookie cornerback Kayvon Webster knocked the ball out of Bryant's hands and safety Duke Ihenacho recovered it at the Cowboys 41-yard line.

Denver took advantage of the field position as Manning threw his third touchdown pass of the game to Thomas to give the Broncos their first lead of the game at 21-17 with 5:22 left in the first half.

Manning scored his first rushing touchdown as a Bronco on a 1-yard quarterback bootleg, but Bailey connected on a 48-yard field to cut Denver's lead to 28-20 entering halftime.

The third quarter was a high-scoring affair as each team scored on each of their first two series of the second half.

On the Broncos' third series of the half, Manning threw his first interception of the season to cornerback Morris Claiborne. Manning (33-of-42 for 414 yards, 4 TDs, 1 INT) had connected on 20 touchdown passes on the season prior to the turnover.

The Cowboys were able to capitalize as Romo threw a 10-yard touchdown pass to tight end Jason Witten to give Dallas a 41-38 lead at the beginning of the fourth quarter.

The Broncos added a field goal and a touchdown on their next two series and Romo threw his fifth touchdown pass of the game.

With 1:57 left and the game tied at 48, Romo (25-of-36 for 506 yards, 5 TDs, 1 INT) threw his lone interception of the game to linebacker Danny Trevathan at the Cowboys 24-yard line.

Denver converted a first down to drain the clock and kicker Matt Prater made a 28-yard field goal as time expired to give the Broncos their fifth win of the season and extend their consecutive regular season win total to a team-record 16 games.

## OFFICIALS:

**Referee** — Terry McAulay (77); **Umpire** — Scott Dawson (70); **Head Linesman** — Greg Bradley (98); **Line Judge** — Byron Boston (18); **Side Judge** — James Coleman (95); **Field Judge** — Terry Brown (43); **Back Judge** — Lee Dyer (27); **Replay** — Earnie Frantz.

## DENVER BRONCOS

### OFFENSE

<b>WR</b> 88	D. Thomas
<b>LT</b> 75	C. Clark
<b>LG</b> 68	Z. Beadles
<b>C</b> 66	M. Ramirez
<b>RG</b> 65	L. Vasquez
<b>RT</b> 74	O. Franklin
<b>TE</b> 80	J. Thomas
<b>WR</b> 87	E. Decker
<b>WR</b> 83	W. Welker
<b>QB</b> 18	P. Manning
<b>RB</b> 27	K. Moreno

### DEFENSE

<b>LDE</b> 95	D. Wolfe
<b>DT</b> 99	K. Vickerson
<b>NT</b> 94	T. Knighton
<b>RDE</b> 91	R. Ayers
<b>CB</b> 36	K. Webster
<b>MLB</b> 52	W. Woodyard
<b>WLB</b> 59	D. Trevathan
<b>LCB</b> 25	C. Harris Jr.
<b>RCB</b> 45	D. Rodgers-Cromartie
<b>SS</b> 33	D. Ihenacho
<b>FS</b> 26	R. Moore

**BRONCOS SUBSTITUTIONS:** P 4 B.Colquitt, K 5 M.Prater, WR 11 T.Holliday, WR 12 A.Caldwell, S 20 M.Adams, RB 21 R.Hillman, RB 28 M.Ball, S 30 D.Bruton, S 31 O.Bolden, CB 32 T.Carter, LS 46 A.Brewer, MLB 53 S.Johnson, MLB 56 N.Irving, LB 57 A.Robinson, C 60 S.Vallos, G 73 C.Kuper, TE 81 J.Dreesen, TE 84 J.Tamme, TE 85 V.Green, DE 90 S.Phillips, DT 92 S.Williams, DT 96 M.Unrein, DE 97 M.Jackson. **DID NOT PLAY:** QB 17 B.Osweller, **INACTIVE:** QB 2 Z.Dyset, RB 22 C.Anderson, CB 23 Q.Jammer, CB 24 C.Bailey, LB 51 P.Lenon, G 72 J.Moffitt, T 77 W.Justice.

## DALLAS COWBOYS

### OFFENSE

<b>WR</b> 88	D. Bryant
<b>WR</b> 17	D. Harris
<b>LT</b> 77	T. Smith
<b>LG</b> 65	R. Leary
<b>C</b> 72	T. Frederick
<b>RG</b> 64	B. Waters
<b>RT</b> 68	D. Free
<b>TE</b> 82	J. Witten
<b>WR</b> 83	T. Williams
<b>QB</b> 9	T. Romo
<b>RB</b> 29	D. Murray

### DEFENSE

<b>LDE</b> 99	G. Selvie
<b>DT</b> 96	N. Hayden
<b>DT</b> 97	J. Hatcher
<b>RDE</b> 94	D. Ware
<b>SLB</b> 59	E. Sims
<b>MLB</b> 50	S. Lee
<b>CB</b> 32	O. Scandrick
<b>LCB</b> 39	B. Carr
<b>RCB</b> 24	M. Claiborne
<b>SS</b> 27	J. Wilcox
<b>FS</b> 42	B. Church

**COWBOYS SUBSTITUTIONS:** K 5 D.Bailey, P 6 D.Jones, WR 11 C.Beasley, CB 20 B.Webb, RB 21 J.Randle, RB 25 L.Dunbar, S 26 W.Allen, RB 34 P.Tanner, S 38 J.Heath, S 40 D.McCray, DE 51 K.Wilber, LB 54 B.Carter, LB 57 D.Holloman, LB 58 K.Bosworth, DT 70 D.Nevis, G 73 M.Bernadeau, T 78 J.Parnell, TE 84 J.Hanna, TE 89 G.Escobar, LS 91 L.Ladouceur, DT 92 D.Carter, DE 95 C.Rayford. **DID NOT PLAY:** QB 18 K.Orton, C 67 P.Costa, **INACTIVE:** WR 19 M.Austin, CB 33 C.Greenwell, LB 52 J.Durant, DE 55 E.Jones, G 62 D.Arkin, T 75 D.Weems, TE 87 A.Smith.

		1	2	3	4	OT	TOTAL	FIELD GOALS (made ( ) missed)		
VISITOR	Denver Broncos	7	21	10	13	—	51	M. Prater	(48)	(50) (28)
HOME	Dallas Cowboys	14	6	13	15	—	48	D. Bailey	(43)	(48)
Team	Qtr	Clock Time	PLAY DESCRIPTION (Extra Point) (Drive Info)				SCORE			
								Visitor	Home	
COWBOYS	1	8:06	D. Bryant 2 yd. pass from T. Romo (D. Bailey kick) (11-79, 6:54)					0	7	
COWBOYS	1	3:18	D. Murray 4 yd. run (D. Bailey kick) (7-45, 3:35)					0	14	
BRONCOS	1	2:28	J. Thomas 4 yd. pass from P. Manning (M. Prater kick) (3-80, 0:50)					7	14	
COWBOYS	2	12:14	D. Bailey 43 yd. Field Goal (10-55, 5:14)					7	17	
BRONCOS	2	9:06	E. Decker 2 yd. pass from P. Manning (M. Prater kick) (7-80, 3:08)					14	17	
BRONCOS	2	5:22	J. Thomas 9 yd. pass from P. Manning (M. Prater kick) (6-41, 3:27)					21	17	
BRONCOS	2	0:46	P. Manning 1 yd. run (M. Prater kick) (7-64, 2:24)					28	17	
COWBOYS	2	0:00	D. Bailey 48 yd. Field Goal (4-43, 0:46)					28	20	
BRONCOS	3	8:03	W. Welker 2 yd. pass from P. Manning (M. Prater kick) (13-67, 6:57)					35	20	
COWBOYS	3	7:08	T. Williams 82 yd. pass from T. Romo (D. Bailey kick) (2-83, 0:55)					35	27	
BRONCOS	3	3:23	M. Prater 48 yd. Field Goal (6-50, 3:45)					38	27	
COWBOYS	3	0:14	D. Bryant 2 yd. pass from T. Romo (run failed) (7-80, 3:09)					38	33	
COWBOYS	4	13:38	J. Witten 10 yd. pass from T. Romo (T. Romo-T. Williams pass) (5-51, 1:24)					38	41	
BRONCOS	4	9:37	M. Prater 50 yd. Field Goal (11-51, 4:01)					41	41	
COWBOYS	4	7:19	C. Beasley 4 yd. pass from T. Romo (D. Bailey kick) (4-87, 2:18)					41	48	
BRONCOS	4	2:39	K. Moreno 1 yd. run (M. Prater kick) (8-73, 4:40)					48	48	
BRONCOS	4	0:00	M. Prater 28 yd. Field Goal (8-14, 1:57)					51	48	

Final Individual Statistics																					
Denver Broncos										Dallas Cowboys											
Rushing	Att	Yds	Avg	LG	TD	Rushing	Att	Yds	Avg	LG	TD										
K. Moreno	19	93	4.9	16	1	D. Murray	12	43	3.6	13	1										
R. Hillman	7	17	2.4	17	0	T. Romo	1	7	7.0	7	0										
M. Ball	1	1	1.0	1	0	T. Williams	1	2	2.0	2	0										
P. Manning	4	-8	-2.0	1	1																
TOTAL	31	103	3.3	17	2	TOTAL	14	52	3.7	13	1										
Passing	Att	CMP	Yds	TD	LG	Int.	Passing	Att	CMP	Yds	TD	LG	Int.								
P. Manning	42	33	414	0/0	4	57	1	129.6	T. Romo	36	25	506	4/36	5	82	1	140.0				
TOTAL	42	33	414	0/0	4	57	1	129.6	TOTAL	36	25	506	4/36	5	82	1	140.0				
Pass Receiving	No	Yds	Avg	LG	TD	Pass Receiving	No	Yds	Avg	LG	TD										
J. Thomas	9	122	13.6	29	2	J. Witten	7	121	17.3	27	1										
E. Decker	5	87	17.4	57	1	D. Bryant	6	141	23.5	79	2										
D. Thomas	5	57	11.4	26	0	T. Williams	4	151	37.8	82	1										
K. Moreno	5	57	11.4	19	0	C. Beasley	4	47	11.8	23	1										
W. Welker	5	49	9.8	16	1	G. Escobar	1	25	25.0	25	0										
R. Hillman	4	42	10.5	19	0	D. Harris	1	13	13.0	13	0										
						D. Murray	1	5	5.0	5	0										
						J. Hanna	1	3	3.0	3	0										
TOTAL	33	414	12.5	57	4	TOTAL	25	506	20.2	82	5										
Interceptions	No	Yds	Avg	LG	TD	Interceptions	No	Yds	Avg	LG	TD										
D. Trevathan	1	0	0.0	0	0	M. Claiborne	1	0	0.0	0	0										
TOTAL	1	0	0.0	0	0	TOTAL	1	0	0.0	0	0										
Punting	No	Yds	Avg	Net	TB	In20	LG	Punting	No	Yds	Avg	Net	TB	In20	LG						
	0	0	0.0	0.0	0	0	—	C. Jones	1	51	51.0	42.0	0	0	51						
TOTAL	0	0	0.0	0.0	0	0	—	TOTAL	1	51	51.0	42.0	0	0	51						
Punt Returns	No	Yds	Avg	FC	LG	TD	Punt Returns	No	Yds	Avg	FC	LG	TD								
T. Holliday	1	9	9.0	0	9	0															
RETURNS	1	9	9.0	0	9	0		0	0	0.0	0	—	0								
Kickoff Returns	No	Yds	Avg	FC	LG	TD	Kickoff Returns	No	Yds	Avg	FC	LG	TD								
T. Holliday	3	87	29.0	0	40	0	D. Harris	3	79	26.3	0	28	0								
M. Jackson	1	6	6.0	0	6	0	L. Dunbar	1	28	28.0	0	28	0								
[TOUCHBACK]	4	0	0.0	0	0	0	K. Bosworth	1	16	16.0	0	16	0								
							[TOUCHBACK]	4	0	0.0	0	0	0								
RETURNS	4	93	23.3	0	40	0	RETURNS	5	123	24.6	0	28	0								
Denver Broncos	Own				Opp.				Out	Dallas Cowboys	Own				Opp.				Out		
FUMBLES	Fum	Lost	Rec.	Yds	TD	FF	Rec.	Yds	TD	Bnds	FUMBLES	Fum	Lost	Rec.	Yds	TD	FF	Rec.	Yds	TD	Bnds
K. Moreno	1	0	1	0	0	0	0	0	0	0	D. Bryant	1	1	0	0	0	0	0	0	0	0
E. Decker	1	1	0	0	0	0	0	0	0	0	B. Church	0	0	0	0	0	1	0	0	0	0
K. Webster	0	0	0	0	0	1	0	0	0	0	E. Sims	0	0	0	0	0	1	0	0	0	0
D. Ihenacho	0	0	0	0	0	0	1	0	0	0	M. Claiborne	0	0	0	0	0	0	1	0	0	0
TOTAL	2	1	1	0	0	1	1	0	0	0	TOTAL	1	1	0	0	0	2	1	0	0	0

FINAL TEAM STATISTICS					
	BRONCOS	COWBOYS		BRONCOS	COWBOYS
TOTAL FIRST DOWNS	34	24	Fbs - PATs Had Blocked	0-0	0-0
By Rushing	9	3	Net Punting Average	0.0	42.0
By Passing	20	20	TOTAL RETURN YARDAGE (Not Including Kickoffs)	9	0
By Penalty	5	1	No. and Yards Punt Returns	1-9	0-0
THIRD DOWN EFFICIENCY	9-13-69%	4-6-67%	No. and Yards Kickoff Returns	4-93	5-123
FOURTH DOWN EFFICIENCY	0-0-0%	0-0-0%	No. and Yards Interception Returns	1-0	1-0
TOTAL NET YARDS	517	522	PENALTIES Number and Yards	5-55	9-81
Total Offensive Plays (inc. times thrown passing)	73	54	FUMBLES Number and Lost	2-1	1-1
Average gain per offensive play	7.1	9.7	TOUCHDOWNS	6	6
NET YARDS RUSHING	103	52	Rushing	2	1
Total Rushing Plays	31	14	Passing	4	5
Average gain per rushing play	3.3	3.7	EXTRA POINTS Made-Attempts	6-6	5-6
Tackles for a loss-number and yards	4-9	2-4	Kicking Made-Attempts	6-6	4-4
NET YARDS PASSING	414	470	Passing Made-Attempts	0-0	1-1
Times thrown - yards lost attempting to pass	0-0	4-36	Rushing Made-Attempts	0-0	2-1
Gross yards passing	414	506	FIELD GOALS Made-Attempts	2-3	2-2
PASS ATTEMPTS-COMPLETIONS-HAD INTERCEPTED	42-34-51	36-25-1	RED ZONE EFFICIENCY	6-7-86%	5-6-83%
Avg gain per pass play (inc.# thrown passing)	9.9	11.8	GOAL TO GO EFFICIENCY	6-7-86%	5-6-83%
KICKOFFS Number-In End Zone-Touchbacks	9-8-4	8-7-4	SAFETIES	0	0
PUNTS Number and Average	0-0-0	1-51.0	FINAL SCORE	51	48
Had Blocked	0	0	TIME OF POSSESSION	32:34	27:26

BRONCOS DEFENSIVE STATISTICS																	
(Press Box Totals)																	
PLAYER	UT	A	TT	S-YDS	I-YDS	PD	FF	FR	PLAYER	UT	A	TT	S-YDS	I-YDS	PD	FF	FR
R. Moore	5	1	6	0-0	0-0	0	0	0	O. Bolden	2	0	2	0-0	0-0	0	0	0
D. Trevathan	4	1	5	0-0	1-0	1	0	0	M. Jackson	1	1	2	1-7	0-0	0	0	0
C. Harris Jr.	4	0	4	0-0	0-0	0	0	0	R. Ayers	1	1	2	1-6	0-0	0	0	0
D. Ihenacho	3	1	4	0-0	0-0	2	0	1	M. Unrein	1	1	2	0-0	0-0	0	0	0
M. Adams	3	1	4	0-0	0-0	0	0	0	D. Rodgers-Cromartie	1	0	1	0-0	0-0	0	0	0
S. Phillips	3	0	3	2-23	0-0	0	0	0	N. Irving	0	0	1	0-0	0-0	0	0	0
K. Webster	3	0	3	0-0	0-0	0	1	0	TEAM TOTALS	34	7	41	4-36	1-0	3	1	1
W. Woodyard	2	0	2	0-0	0-0	0	0	0									



# Denver 35, Jacksonville 19

Sunday, Oct. 13, 2013 • 2:05 p.m. MDT • Sports Authority Field at Mile High • Denver

**WEATHER:** Partly Cloudy, 59°, Wind S 7 mph • **TIME:** 3:01 • **ATTENDANCE:** 76,862

The Denver Broncos clinched their 17th consecutive regular-season win by defeating the Jacksonville Jaguars 35-19 in front of 76,862 fans at Sports Authority Field at Mile High.

After forcing Jacksonville to a three-and-out and thwarting a fake punt attempt on the Jaguars' opening series, Denver's offense answered to take an early lead.

Quarterback Peyton Manning connected with running back Knowshon Moreno for a 28-yard completion on a long 3rd-and-20 to keep the drive alive, and three plays later Manning threw a 3-yard touchdown pass to tight end Julius Thomas to give the Broncos a 7-0 lead.

Denver's defense forced Jacksonville to punt on the Jaguars' second offensive series and Manning responded by leading the Broncos on a 12-play, 95-yard drive capped by a 20-yard touchdown pass to wide receiver Wes Welker to increase Denver's lead to 14-0.

The Broncos were able to hold the Jaguars scoreless in the first quarter, but Jacksonville was able to score 12 unanswered points in the second quarter.

Kicker Josh Scobee converted field goals of 50 and 30 yards, while the Jaguars defense forced two punts and recovered two Manning turnovers.

The second turnover occurred when linebacker Paul Posluszny intercepted Manning at the Jaguars 41-yard line and returned it 59 yards for a touchdown. Jacksonville attempted a 2-point conversion, but failed when quarterback Chad Hene threw an incomplete pass to wide receiver Justin Blackmon. Denver went into halftime with a 14-12 lead.

Denver scored on an 8-play, 80-yard drive to open the second half as the Broncos took advantage of two key penalties against the Jaguars and Moreno scored on a 1-yard run.

Jacksonville scored on its first offensive series of the third quarter as Blackmon (14 rec., 190 yds.) had three catches for 47 yards to set up a 5-yard rushing touchdown by running back Maurice Jones-Drew.

The Broncos countered as Moreno scored his second rushing touchdown of the game to give Denver a 28-19 lead entering the fourth quarter.

Manning recorded his third turnover of the game early in the fourth quarter on a fumbled shotgun snap. Jacksonville looked to capitalize on the opportunity, but Hene (27-of-42 passing, 303 yards, 0 TD, 2 INTs) threw his first interception of the game to cornerback Kayvon Webster.

Five plays later, Moreno (15 carries for 42 yards, 3 TDs) scored on a 3-yard run. Linebacker Danny Trevathan intercepted Hene with 0:47 left to seal the 35-19 victory for the Broncos.

## OFFICIALS:

**Referee** — Jeff Triplette (42); **Umpire** — Butch Hannah (40); **Head Linesman** — Phil McKinley (110); **Line Judge** — Jeff Bergman (32); **Side Judge** — Dave Wyant (16); **Field Judge** — Barry Anderson (20); **Back Judge** — Steve Freeman (133); **Replay** — Al Hynes.

## DENVER BRONCOS

### OFFENSE

**WR** 88 D. Thomas  
**LT** 75 C. Clark  
**LG** 68 Z. Beadles  
**C** 66 M. Ramirez  
**RG** 65 L. Vasquez  
**RT** 74 O. Franklin  
**TE** 80 J. Thomas  
**WR** 87 E. Decker  
**WR** 83 W. Welker  
**QB** 18 P. Manning  
**RB** 27 K. Moreno

### DEFENSE

**LDE** 95 D. Wolfe  
**DT** 99 K. Vickerson  
**NT** 94 T. Knighton  
**RDE** 90 S. Phillips  
**SLB** 56 N. Irving  
**MLB** 51 P. Lenon  
**WLB** 59 D. Trevathan  
**LCB** 24 C. Bailey  
**RCB** 45 D. Rodgers-Cromartie  
**SS** 33 D. Ihenacho  
**FS** 26 R. Moore

**BRONCOS SUBSTITUTIONS:** P 4 B. Colquitt, K 5 M. Prater, WR 11 T. Holliday, WR 12 A. Caldwell, S 20 M. Adams, RB 21 R. Hillman, CB 23 O. Jammer, CB 25 C. Harris, RB 28 M. Ball, S 30 D. Bruton, S 31 O. Bolden, CB 36 K. Webster, LS 46 A. Brewer, MLB 53 S. Johnson, LB 57 A. Robinson, C 60 S. Vallos, G 73 C. Kuper, TE 81 J. Dreessen, TE 84 J. Tammie, TE 85 V. Green, DT 92 S. Williams, DT 96 M. Unrein, DE 97 M. Jackson, **DID NOT PLAY:** QB 17 B. Osweiler, **INACTIVE:** QB 2 Z. Dyseret, RB 22 C. Anderson, CB 32 T. Carter, LB 52 W. Woodyard, G 72 J. Moffitt, T 77 W. Justice, DE 91 R. Ayers.

## JACKSONVILLE JAGUARS

### OFFENSE

**WR** 84 C. Shorts  
**LT** 78 C. Bradford  
**LG** 65 W. Rackley  
**C** 63 B. Meester  
**RG** 77 U. Nwaneri  
**RT** 67 A. Pasztor  
**TE** 86 C. Harbor  
**TE** 85 D. Williams  
**WR** 14 J. Blackmon  
**QB** 7 C. Hene  
**RB** 32 M. Jones-Drew

### DEFENSE

**LDE** 93 T. Alualu  
**DT** 97 R. Miller  
**DT** 99 S. Marks  
**LEO** 58 J. Babin  
**OLB** 55 G. Hayes  
**MLB** 51 P. Posluszny  
**CB** 20 M. Harris  
**LCB** 24 W. Blackmon  
**RCB** 23 A. Ball  
**SS** 37 J. Cyprien  
**FS** 26 J. Evans

**JAGUARS SUBSTITUTIONS:** K 10 J. Scobee, WR 12 M. Brown, WR 16 D. Robinson, WR/PR 18 A. Sanders, P 19 B. Anger, RB 21 J. Forsett, S 22 W. Guy, CB 29 J. Fleming, RB 30 J. Todman, CB 35 D. McCray, S 42 C. Proskinski, FB 45 W. Ta'ufu'ou, LS 46 C. Tinker, LB 50 R. Allen, LB 52 J. Thomas, LB 53 J. Lotulelei, LB 56 L. Reynolds, G/G 60 M. Brewster, OT 74 S. Young, WR 83 S. Williams, DE 90 A. Branch, DT 91 A. Jones, DT 92 B. Deaderick, **DID NOT PLAY:** QB 2 R. Stanzil, **INACTIVE:** QB 11 B. Gabbert, WR 15 S. Burton, CB 27 D. Gratz, G 66 J. McClendon, OT 72 D. Love, TE 89 M. Lewis, DL 94 J. Mincey.

		1	2	3	4	OT	TOTAL	FIELD GOALS (made ( ) missed)	
<b>VISITOR</b>	Jacksonville Jaguars	0	12	7	0	—	19	J. Scobee (50) (30)	
<b>HOME</b>	Denver Broncos	14	0	14	7	—	35		
Team	Qtr	Clock Time	PLAY DESCRIPTION (Extra Point) (Drive Info)					SCORE Visitor	Home
BRONCOS	1	12:09	J. Thomas 3 yd. pass from P. Manning (M. Prater kick) (6-27, 2:02)					0	7
BRONCOS	1	2:44	W. Welker 20 yd. pass from P. Manning (M. Prater kick) (12-95, 6:08)					0	14
JAGUARS	2	13:18	J. Scobee 50 yd. Field Goal (10-48, 4:26)					3	14
JAGUARS	2	5:43	J. Scobee 30 yd. Field Goal (8-28, 2:20)					6	14
JAGUARS	2	0:36	P. Posluszny 59 yd. interception return (pass failed)					12	14
BRONCOS	3	12:16	K. Moreno 1 yd. run (M. Prater kick) (8-80, 2:44)					12	21
JAGUARS	3	7:43	M. Jones-Drew 5 yd. run (J. Scobee kick) (9-80, 4:33)					19	21
BRONCOS	3	4:02	K. Moreno 8 yd. run (M. Prater kick) (8-80, 3:41)					19	28
BRONCOS	4	9:09	K. Moreno 3 yd. run (M. Prater kick) (5-41, 2:19)					19	35

## FINAL INDIVIDUAL STATISTICS

Jacksonville Jaguars											Denver Broncos										
RUSHING	ATT	YDS	AVG	LG	TD						RUSHING	ATT	YDS	AVG	LG	TD					
M. Jones-Drew	20	71	3.6	28	1						K. Moreno	15	42	2.8	11	3					
D. Robinson	1	2	2.0	2	0						D. Bruton	1	35	35.0	35	0					
W. Ta'ufu'ou	1	1	1.0	1	0						R. Hillman	4	20	5.0	11	0					
J. Forsett	1	0	0.0	0	0						M. Ball	3	15	5.0	15	0					
B. Anger	1	0	0.0	0	0						A. Caldwell	1	7	7.0	7	0					
J. Todman	1	0	0.0	0	0						P. Manning	5	-7	-1.4	0	0					
C. Henne	2	-3	-1.5	1	0																
TOTAL	27	71	2.6	28	1						TOTAL	29	112	3.9	35	3					
TKD/											TKD/										
PASSING	ATT	CMP	YDS	YD	TD	LG	IN	Rtg.			PASSING	ATT	CMP	YDS	YD	TD	LG	IN	Rtg.		
C. Henne	42	27	303	2/12	0	23	2	65.9			P. Manning	42	28	295	0/0	2	42	1	92.9		
TOTAL	42	27	303	2/12	0	23	2	65.9			TOTAL	42	28	295	0/0	2	42	1	92.9		
PASS RECEIVING											PASS RECEIVING										
NO YDS AVG LG TD											NO YDS AVG LG TD										
J. Blackmon	14 190 13.6 23 0										K. Moreno	7 62 8.9 28 0									
M. Brown	4 49 12.3 19 0										W. Welker	6 63 10.5 26 1									
J. Forsett	3 18 6.0 14 0										E. Decker	5 50 10.0 23 0									
C. Harbor	2 29 14.5 23 0										J. Thomas	4 22 5.5 11 1									
M. Jones-Drew	2 3 1.5 4 0										D. Thomas	3 78 26.0 42 0									
A. Sanders	1 9 9.0 9 0										R. Hillman	2 16 8.0 11 0									
W. Ta'ufu'ou	1 5 5.0 5 0										J. Dreesen	1 4 4.0 4 0									
TOTAL	27 303 11.2 23 0										TOTAL	28 295 10.5 42 2									
INTERCEPTIONS											INTERCEPTIONS										
NO YDS AVG LG TD											NO YDS AVG LG TD										
P. Posluszny	1 59 59.0 59 1										K. Webster	1 10 10.0 10 0									
											D. Trevathan										
											1 0 0.0 0 0										
TOTAL	1 59 59.0 59 1										TOTAL	2 10 5.0 10 0									
PUNTING											PUNTING										
NO YDS AVG NET TB IN20 LG											NO YDS AVG NET TB IN20 LG										
B. Anger	3 135 45.0 44.7 0 2 48										B. Colquitt	3 129 43.0 42.3 0 0 48									
TOTAL	3 135 45.0 44.7 0 2 48										TOTAL	3 129 43.0 42.3 0 0 48									
PUNT RETURNS											PUNT RETURNS										
NO YDS AVG FC LG TD											NO YDS AVG FC LG TD										
A. Sanders	2 2 1.0 0 5 0										T. Holliday	1 1 1.0 1 1 0									
[DOWNED]	1 0 0.0 0 0 0										[DOWNED]	1 0 0.0 0 0 0									
RETURNS	2 2 1.0 0 5 0										RETURNS	1 1 1.0 1 1 0									
KICKOFF RETURNS											KICKOFF RETURNS										
[TOUCHBACK]											[TOUCHBACK]										
6 0 0.0 0 — 0											5 0 0.0 0 — 0										
RETURNS	0 0 0.0 0 — 0										RETURNS	0 0 0.0 0 — 0									
Jacksonville Jaguars											Denver Broncos										
FUMBLES	Fum	Lost	Own	Rec.	Yds	TD	FF	Rec.	Yds	TD	Bnds	FUMBLES	Fum	Lost	Own	Rec.	Yds	TD	Bnds		
J. Forsett	1	0	1	0	0	0	0	0	0	0	0	P. Manning	2	2	0	-2	0	0	0	0	
C. Tinker	1	0	0	-14	0	0	0	0	0	0	0	R. Hillman	1	0	0	0	0	0	0	0	
B. Anger	0	0	1	0	0	0	0	0	0	0	0	E. Decker	0	0	1	0	0	0	0	0	
W. Blackmon	0	0	0	0	0	1	0	0	0	0	0	D. Ithenacho	0	0	0	0	1	0	0	0	
M. Harris	0	0	0	0	0	0	1	0	0	0	0										
S. Marks	0	0	0	0	0	0	1	0	0	0	0										
TOTAL	2	0	2	-14	0	1	2	0	0	0	0	TOTAL	3	2	1	-2	0	1	0	0	0

## FINAL TEAM STATISTICS

	JAGUARS		BRONCOS			JAGUARS		BRONCOS	
TOTAL FIRST DOWNS	20		26		FGs - PATs Had Blocked	0-0		0-0	
By Rushing	4		8		Net Punting Average	44.7		42.3	
By Passing	15		14		TOTAL RETURN YARDAGE (Not Including Kickoffs)	2-1		1-1	
By Penalty	1		4		No. and Yards Punt Returns	2-2		1-1	
THIRD DOWN EFFICIENCY	5-14-36%		7-13-54%		No. and Yards Kickoff Returns	0-0		0-0	
FOURTH DOWN EFFICIENCY	0-3-0%		1-1-100%		No. and Yards Interception Returns	1-59		2-10	
TOTAL NET YARDS	362		407		PENALTIES Number and Yards	7-62		4-31	
Total Offensive Plays (inc. times thrown passing)	71		71		FUMBLES Number and Lost	2-0		3-2	
Average gain per offensive play	5.1		5.7		TOUCHDOWNS	2		5	
NET YARDS RUSHING	71		112		Rushing	1		3	
Total Rushing Plays	27		29		Passing	0		2	
Average gain per rushing play	2.6		3.9		Interceptions	1		0	
Tackles for a loss-number and yards	5-10		3-11		EXTRA POINTS Made-Attempts	1-2		5-5	
NET YARDS PASSING	291		295		Kicking Made-Attempts	1-1		5-5	
Times thrown - yards lost attempting to pass	2-12		0-0		Passing Made-Attempts	0-1		0-0	
Gross yards passing	303		295		FIELD GOALS Made-Attempts	2-2		0-0	
PASS ATTEMPTS-COMPLETIONS-HAD INTERCEPTED	42-27-2		42-28-1		RED ZONE EFFICIENCY	1-3-33%		4-5-80%	
Avg gain per pass play (inc.# thrown passing)	6.6		7.0		GOAL TO GO EFFICIENCY	1-2-50%		3-4-75%	
KICKERS Number in End Zone-Touchbacks	5-5		6-6		SAFETIES	0-0		0-0	
PUNTS Number and Average	3-45-0		3-43-0		FINAL SCORE	19		35	
Had Blocked	0		0		TIME OF POSSESSION	31:15		28:45	



# Indianapolis 39, Denver 33

Sunday, Oct. 20, 2013 • 8:31 p.m. EDT • Lucas Oil Stadium • Indianapolis

WEATHER: Clear, 57°, Wind SSW 11 mph • TIME: 3:43 • ATTENDANCE: 67,196

Quarterback Peyton Manning squared off against his former team for the first time but several miscues were too much for the visitors as the Denver Broncos lost to the Indianapolis Colts 39-33 at Lucas Oil Stadium.

A late rally pulled Denver close but three turnovers and a safety that led to another score ultimately doomed the Broncos and snapped their franchise-record 17-game win streak.

Denver scored the first points of the game when Manning connected on a 17-yard pass to wide receiver Eric Decker on the Broncos second offensive series.

The Colts were able to put together a scoring drive on the ensuing series as kicker Adam Vinatieri made a 27-yard field goal.

Indianapolis fullback Stanley Havili stripped wide receiver Trindon Holliday on a punt return and the Colts recovered the ball at the Broncos 11-yard line for the game's first take away.

On the next play, quarterback Andrew Luck threw an 11-yard touchdown pass to wide receiver Darrius Heyward-Bey to put Indianapolis up 10-7 at the end of the first quarter.

Denver executed an 8-play, 51-yard scoring drive at the beginning of the second quarter, which was capped by a 12-yard touchdown reception by tight end Julius Thomas.

After a 60-yard punt by Pat McAfee pinned Denver deep in their own territory, outside linebacker Robert Mathis forced a safety by strip sacking Manning on Denver's goal line.

Luck (21-of-38 passing, 228 yds., 3 TDs, 0 INT) threw touchdown passes of 20 and 8 yards to close out the second quarter and give Indianapolis a 26-14 lead at halftime.

Indianapolis' stout defense forced Denver to three consecutive three-and-outs to begin the second half.

After Denver's third punt, Luck was able to lead another scoring drive ending with a 10-yard keeper.

The Broncos allowed 23 unanswered points in the second and third quarters before kicker Matt Prater made a 31-yard field goal at the end of the third quarter.

The Colts added a 52-yard field goal at the beginning of the fourth frame, but Manning (29-of-49 for 386 yds., 3 TDs, 1 INT) led the Broncos on consecutive touchdown scoring drives to bring Denver to within six points.

Vinatieri connected on his third field goal of the game to give Indianapolis a 39-30 lead with 6:02 left in the game.

Manning led the offense on a 7-play, 83-yard drive on the ensuing series that brought Denver to the Indianapolis 2-yard line. On the eighth play of the series, running back Ronnie Hillman fumbled on a handoff and the Colts recovered the ball.

A late field goal drew the Broncos to within six points but the Colts recovered the ensuing inside kick to seal the win.

## OFFICIALS:

**Referee** — Carl Cheffers (51); **Umpire** — Undrey Wash (96); **Head Linesman** — Kent Payne (79); **Line Judge** — Tom Symonette (100); **Side Judge** — Laird Hayes (125); **Field Judge** — Jeff Lamberth (21); **Back Judge** — Todd Prukop (30); **Replay** — Charles Stewart.

## DENVER BRONCOS

### OFFENSE

<b>WR</b> 88	D. Thomas
<b>LT</b> 75	C. Clark
<b>LG</b> 68	Z. Beadles
<b>C</b> 66	M. Ramirez
<b>RG</b> 73	C. Kuper
<b>RT</b> 65	L. Vasquez
<b>TE</b> 80	J. Thomas
<b>WR</b> 87	E. Decker
<b>WR</b> 83	W. Welker
<b>QB</b> 18	P. Manning
<b>RB</b> 27	K. Moreno

### DEFENSE

<b>LDE</b> 95	D. Wolfe
<b>DT</b> 99	K. Vickerson
<b>NT</b> 94	T. Knighton
<b>SLB</b> 58	V. Miller
<b>MLB</b> 51	P. Lenon
<b>WLB</b> 59	D. Trevathan
<b>LCB</b> 24	C. Bailey
<b>RCB</b> 45	D. Rodgers-Cromartie
<b>CB</b> 25	C. Harris Jr.
<b>SS</b> 33	D. Ihenacho
<b>FS</b> 26	R. Moore

**BRONCOS SUBSTITUTIONS:** P 4 B. Colquitt, K 5 M. Prater, WR 11 T. Holliday, WR 12 A. Caldwell, S 20 M. Adams, RB 21 R. Hillman, RB 28 M. Ball, S 30 D. Bruton, S 31 O. Bolden, CB 36 K. Webster, LS 46 A. Brewer, LB 53 S. Johnson, LB 56 N. Irving, C 60 S. Vallos, TE 81 J. Dreesen, TE 84 J. Tammie, TE 85 V. Green, DE 90 S. Phillips, DE 91 R. Ayers, DT 92 S. Williams, DT 96 M. Unrein, DE 97 M. Jackson. **DID NOT PLAY:** QB 17 B. Osweiler, T 77 W. Justice. **INACTIVE:** QB 2 Z. Dysert, RB 22 C. Anderson, CB 23 Q. Jammer, CB 32 T. Carter, LB 52 W. Woodyard, G 72 J. Moffitt, T 74 O. Franklin.

## INDIANAPOLIS COLTS

### OFFENSE

<b>WR</b> 87	R. Wayne
<b>LT</b> 74	A. Castonzo
<b>LG</b> 69	H. Thornton
<b>C</b> 64	S. Satele
<b>RG</b> 75	M. McGlynn
<b>RT</b> 78	G. Cherilus
<b>TE</b> 80	C. Fleener
<b>WR</b> 81	D. Heyward-Bey
<b>WR</b> 13	T. Hilton
<b>QB</b> 12	A. Luck
<b>RB</b> 34	T. Richardson

### DEFENSE

<b>DE</b> 90	C. Redding
<b>CB</b> 20	D. Butler
<b>DT</b> 99	R. Jean Francois
<b>SLB</b> 93	E. Walden
<b>MIKE</b> 51	P. Angerer
<b>WILL</b> 50	J. Freeman
<b>RUSH</b> 98	R. Mathis
<b>LCB</b> 28	G. Toler
<b>RCB</b> 23	V. Davis
<b>SS</b> 41	A. Bethea
<b>FS</b> 30	L. Landry

**COLTS SUBSTITUTIONS:** P 1 P. McAfee, K 4 A. Vinatieri, WR 15 L. Brazill, S 25 L. Asante, S 26 D. Howell, CB 27 J. Gordy, RB 31 D. Brown, CB 32 C. Vaughn, RB 36 D. Herron, S 38 S. Brown, FB 39 S. Havili, LS 45 M. Overton, ILB 52 K. Sheppard, ILB 53 K. Conner, ILB 54 M. Harvey, OLB 56 A. Studebaker, OLB 59 C. Johnson, T 72 J. Linkenbach, G 76 J. Reitz, TE 84 J. Doyle, DT 91 R. Mathews, DE 95 F. Moala, DT 97 A. Franklin. **DID NOT PLAY:** QB 8 M. Hasselbeck. **INACTIVE:** TE 46 D. Jones, C/G 62 K. Holmes, T 71 X. Nixon, WR 85 D. Reed, OLB 92 B. Werner, DT 94 M. Hughes, NT 96 J. Chapman.

		1	2	3	4	OT	TOTAL	FIELD GOALS (made ( ) missed)		
VISITOR	Denver Broncos	7	7	3	16	—	33	M. Prater	(31)	(47)
HOME	Indianapolis Colts	10	16	7	6	—	39	A. Vinatieri	(27)	(52) (42)
Team	Qtr	Clock Time	PLAY DESCRIPTION (Extra Point) (Drive Info)				SCORE			
								Visitor	Home	
BRONCOS	1	8:16	E. Decker 17 yd. pass from P. Manning (M. Prater kick) (2-56, 0:46)				7	0		
COLTS	1	4:05	A. Vinatieri 27 yd. Field Goal (10-65, 4:11)				7	3		
COLTS	1	1:20	D. Heyward-Bey 11 yd. pass from A. Luck (A. Vinatieri kick) (1-11, 0:07)				7	10		
BRONCOS	2	11:56	J. Thomas 12 yd. pass from P. Manning (M. Prater kick) (8-51, 4:24)				14	10		
COLTS	2	8:52	P. Manning fumble forced by R. Mathis out of bounds in end zone for a Safety				14	12		
COLTS	2	5:50	S. Havili 20 yd. pass from A. Luck (A. Vinatieri kick) (7-66, 3:02)				14	19		
COLTS	2	0:10	C. Fleener 8 yd. pass from A. Luck (A. Vinatieri kick) (6-50, 1:25)				14	26		
COLTS	3	5:00	A. Luck 10 yd. run (A. Vinatieri kick) (4-41, 1:49)				14	33		
BRONCOS	3	0:42	M. Prater 31 yd. Field Goal (10-67, 4:18)				17	33		
COLTS	4	12:59	A. Vinatieri 52 yd. Field Goal (7-46, 2:43)				17	36		
BRONCOS	4	12:11	D. Thomas 31 yd. pass from P. Manning (pass failed) (3-80, 0:48)				23	36		
BRONCOS	4	8:44	K. Moreno 1 yd. run (M. Prater kick) (8-23, 2:42)				30	36		
COLTS	4	5:57	A. Vinatieri 42 yd. Field Goal (4-33, 1:02)				30	39		
BRONCOS	4	0:12	M. Prater 47 yd. Field Goal (7-33, 1:16)				33	39		

### FINAL INDIVIDUAL STATISTICS

Denver Broncos										Indianapolis Colts											
RUSHING	ATT	YDS	AVG	LG	TD					RUSHING	ATT	YDS	AVG	LG	TD						
K. Moreno	15	40	2.7	9	1					T. Richardson	14	37	2.6	8	0						
R. Hillman	4	25	6.3	14	0					D. Heyward-Bey	1	30	30.0	30	0						
P. Manning	1	-1	-1.0	-1	0					A. Luck	4	29	7.3	11	1						
										D. Brown	11	23	2.1	7	0						
										S. Havili	1	2	2.0	2	0						
TOTAL	20	64	3.2	14	1					TOTAL	31	121	3.9	30	1						
TKD/										TKD/											
PASSING	ATT	CMP	YDS	TD	LG	IN	Rtg.			PASSING	ATT	CMP	YDS	TD	LG	IN	Rtg.				
P. Manning	49	29	386	4/21	3	49	1	96.1		A. Luck	38	21	228	2/15	3	28	0	99.5			
TOTAL	49	29	386	4/21	3	49	1	96.1		TOTAL	38	21	228	2/15	3	28	0	99.5			
PASS RECEIVING										PASS RECEIVING											
TKD/										TKD/											
E. Decker	8	150	18.8	49	1					R. Wayne	5	50	10.0	14	0						
W. Welker	7	96	13.7	25	0					C. Fleener	5	38	7.6	21	1						
J. Thomas	5	41	8.2	13	1					D. Heyward-Bey	4	44	11.0	27	1						
D. Thomas	4	82	20.5	31	1					D. Brown	3	42	14.0	28	0						
K. Moreno	3	9	3.0	4	0					T. Hilton	2	27	13.5	19	0						
J. Tammie	1	7	7.0	7	0					S. Havili	1	20	20.0	20	1						
R. Hillman	1	1	1.0	1	0					J. Doyle	1	7	7.0	7	0						
TOTAL	29	386	13.3	49	3					TOTAL	21	228	10.9	28	3						
INTERCEPTIONS										INTERCEPTIONS											
TKD/										TKD/											
	NO	YDS	AVG	LG	TD						NO	YDS	AVG	LG	TD						
TOTAL	0	0	0.0	—	0					P. Angerer	1	4	4.0	4	0						
										TOTAL	1	4	4.0	4	0						
PUNTING	NO	YDS	AVG	NET	TB	IN20	LG			PUNTING	NO	YDS	AVG	NET	TB	IN20	LG				
B. Colquitt	7	331	47.3	42.3	0	1	53			P. McAfee	9	440	48.9	47.1	0	6	60				
TOTAL	7	331	47.3	42.3	0	1	53			TOTAL	9	440	48.9	47.1	0	6	60				
PUNT RETURNS										PUNT RETURNS											
TKD/										TKD/											
T. Holliday	4	16	4.0	2	12	0				T. Hilton	3	35	11.7	3	15	0					
[DOWNED]	2	0	0.0	0	0	0				[DOWNED]	1	0	0.0	0	0	0					
[OUT OF BOUNDS]	1	0	0.0	0	0	0															
RETURNS	4	16	4.0	2	12	0				RETURNS	3	35	11.7	3	15	0					
KICKOFF RETURNS										KICKOFF RETURNS											
TKD/										TKD/											
T. Holliday	4	123	30.8	0	56	0				C. Vaughn	3	88	29.3	0	32	0					
[TOUCHBACK]	4	0	0.0	0	0	0				L. Brazill	1	16	16.0	0	16	0					
										[TOUCHBACK]	3	0	0.0	0	0	0					
RETURNS	4	123	30.8	0	56	0				RETURNS	4	104	26.0	0	32	0					
Denver Broncos										Indianapolis Colts											
FUMBLES	Fum	Lost	Own Rec.	Yds	TD	FF	Rec.	Yds	TD	Out Bnds	FUMBLES	Fum	Lost	Own Rec.	Yds	TD	FF	Rec.	Yds	TD	Out Bnds
T. Holliday	2	1	1	0	0	0	0	0	0	0	T. Richardson	1	1	0	0	0	0	0	0	0	0
R. Hillman	1	1	0	0	0	0	0	0	0	0	S. Havili	0	0	0	0	0	1	0	0	0	0
P. Manning	1	0	0	0	0	0	0	0	0	1	R. Mathis	0	0	0	0	0	1	0	0	0	0
D. Ihenacho	0	0	0	0	0	1	1	0	0	0	E. Walden	0	0	0	0	0	1	0	0	0	0
											A. Betha	0	0	0	0	0	0	1	0	0	0
											S. Brown	0	0	0	0	0	0	1	0	0	0
TOTAL	4	2	1	0	0	1	1	0	0	1	TOTAL	1	1	0	0	0	3	2	0	0	0

### FINAL TEAM STATISTICS

	BRONCOS		COLTS			BRONCOS		COLTS	
TOTAL FIRST DOWNS	23		19		FGs - PATs Had Blocked	0-0		0-0	
By Rushing	2		5		Net Punting Average	42.3		47.1	
By Passing	19		11		TOTAL RETURN YARDAGE (Not Including Kickoffs)	16		39	
By Penalty	3		3		No. and Yards Punt Returns	4-16		3-35	
THIRD DOWN EFFICIENCY	5-16-31%		5-17-29%		No. and Yards Kickoff Returns	4-123		4-104	
FOURTH DOWN EFFICIENCY	1-1-100%		0-0-0%		No. and Yards Interception Returns	0-0		1-4	
TOTAL NET YARDS	429		334		PENALTIES Number and Yards	12-103		6-52	
Total Offensive Plays (inc. times thrown passing)	73		71		FUMBLES Number and Lost	4-2		1-1	
Average gain per offensive play	5.9		4.7		TOUCHDOWNS	4		4	
NET YARDS RUSHING	64		121		Rushing	1		1	
Total Rushing Plays	20		31		Passing	3		3	
Average gain per rushing play	3.2		3.9		EXTRA POINTS Made-Attempts	3-4		4-4	
Tackles for a loss-number and yards	2-3		5-9		Kicking Made-Attempts	3-3		4-4	
NET YARDS PASSING	365		213		Passing Made-Attempts	0-1		0-0	
Times thrown - yards lost attempting to pass	4-21		2-15		FIELD GOALS Made-Attempts	2-2		3-3	
Gross yards passing	386		228		RED ZONE EFFICIENCY	3-5-60%		3-4-75%	
PASS ATTEMPTS-COMPLETIONS-HAD INTERCEPTED	49-29-1		38-21-0		GOAL TO GO EFFICIENCY	1-3-33%		0-1-0%	
Avg gain per pass play (inc.# thrown passing)	6.9		5.3		SAFETIES	0		1	
KICKOFFS Number-In End Zone-Touchbacks	8-6-3		8-4-3		FINAL SCORE	33		33	
PUNTS Number and Average	7-47.3		9-48.9		TIME OF POSSESSION	28:13		31:47	
Had Blocked	0		0						





# Denver 45, Washington 21

Sunday, Oct. 27, 2013 • 2:25 p.m. MDT • Sports Authority Field at Mile High • Denver

**WEATHER:** Mostly Sunny, 69°. Wind W 8 mph • **TIME:** 3:18 • **ATTENDANCE:** 77,031

Coming off their first loss of the season, the Denver Broncos hosted and defeated former Head Coach Mike Shanahan and the Washington Redskins 45-21 at Sports Authority Field at Mile High. After falling behind 21-7 early in the third quarter, the Broncos scored a team-record 38 second-half points, including 31 in the fourth quarter, to get the win.

Denver forced the Redskins to punt on the game's opening series and was able to score the first points of the game when quarterback Peyton Manning connected with wide receiver Wes Welker on a 6-yard touchdown pass.

Denver's defense was stout against Washington's offense and their versatile QB Robert Griffin III much of the first half, forcing four punts before allowing the Redskins to score.

Griffin III (15-of-30 for 132 yds., 1 TD, 2 INTs) led Washington on a 16-play, 95-yard drive at the end of the second quarter that concluded with a 7-yard touchdown reception by wide receiver Leonard Hankerson to tie the game at 7-7 entering halftime.

The Redskins got off to a fast start in the third quarter as running back Alfred Morris scored on a 1-yard run on Washington's opening drive. On the ensuing series, cornerback DeAngelo Hall intercepted Manning and returned it 26 yards for a touchdown to give Washington a 21-7 lead early in the second half.

Denver was able to shrink the deficit on the next series as rookie running back Montee Ball scored his first career touchdown on a 4-yard run.

The Broncos scored on each of their first three offensive series of the fourth quarter as Manning (30-of-44 for 354 yds., 4 TDs, 3 INTs) threw touchdown passes to tight end Joel Dreessen and running back Knowshon Moreno and kicker Matt Prater made a 19-yard field goal to give the Broncos a 31-21 lead early in the last frame.

The Broncos defense was dominant in the fourth quarter as they forced five turnovers, two punts and allowed zero points.

The first turnover occurred when linebacker Von Miller strip-sacked Griffin III for his first sack of the season and defensive end Derek Wolfe recovered the ball. Two series later, cornerback Chris Harris recorded Denver's first interception on an errant Griffin III throw.

After Griffin III was knocked out of the game due to injury, backup quarterback Kirk Cousins took over for Washington. On Cousins' first drive, cornerback Dominique Rodgers-Cromartie snared his pass and returned the ball 75 yards for a touchdown.

The turnover was followed by another interception on Washington's ensuing series as defensive end Shaun Phillips caught a Cousins' pass to seal the game and extend the Broncos record to 7-1 entering the bye week.

## OFFICIALS:

**Referee** — Ron Winter (14); **Umpire** — Carl Paganelli (124); **Head Linesman** — Jim Hovey (37); **Line Judge** — Gary Arthur (108); **Side Judge** — Tom Hill (97); **Field Judge** — Scott Stenson (88); **Back Judge** — Greg Steed (12); **Replay** — Jim Lapetina.

## DENVER BRONCOS

### OFFENSE

<b>WR</b> 88	D. Thomas
<b>LT</b> 75	C. Clark
<b>LG</b> 68	Z. Beadles
<b>C</b> 66	M. Ramirez
<b>RG</b> 65	L. Vasquez
<b>RT</b> 74	O. Franklin
<b>TE</b> 80	J. Thomas
<b>WR</b> 87	E. Decker
<b>WR</b> 83	W. Welker
<b>QB</b> 18	P. Manning
<b>RB</b> 27	K. Moreno

### DEFENSE

<b>LDE</b> 95	D. Wolfe
<b>DT</b> 99	K. Vickerson
<b>NT</b> 94	T. Knighton
<b>RDE</b> 90	S. Phillips
<b>SLB</b> 50	V. Miller
<b>MLB</b> 52	W. Woodyard
<b>WLB</b> 59	D. Trevathan
<b>LCB</b> 25	C. Harris Jr.
<b>RCB</b> 45	D. Rodgers-Cromartie
<b>SS</b> 33	D. Ihenacho
<b>FS</b> 26	R. Moore

**BRONCOS SUBSTITUTIONS:** P 4 B.Colquitt, K 5 M.Prater, WR 11 T.Holliday, WR 12 A.Caldwell, S 20 M.Adams, RB 22 C.Anderson, CB 23 Q.Jammer, RB 28 M.Ball, S 30 D.Barton, S 31 O.Bolden, CB 36 K.Webster, LS 46 A.Brewer, LB 51 P.Lenon, LB 53 S.Johnson, LB 56 N.Irving, C 60 S.Valos, TE 81 J.Dreessen, TE 84 J.Jamme, TE 85 V.Green, DE 91 R.Ayers, DT 96 M.Unrein, DE 97 M.Jackson, **DID NOT PLAY:** QB 17 B.Oswieiler, T 77 W.Justice, **INACTIVE:** QB 2 Z.Dysert, RB 21 R.Hillman, CB 24 C.Bailey, CB 32 T.Carter, G 72 J.Moffitt, G 73 C.Kuper, DT 92 S.Williams.

## WASHINGTON REDSKINS

### OFFENSE

<b>WR</b> 88	P. Garcon
<b>LT</b> 71	T. Williams
<b>LG</b> 78	K. Lichtensteiger
<b>C</b> 63	W. Montgomery
<b>RG</b> 66	C. Chester
<b>RT</b> 74	T. Polumbus
<b>TE</b> 82	L. Paulsen
<b>WR</b> 15	J. Morgan
<b>QB</b> 10	R. Griffin
<b>TE</b> 86	J. Reed
<b>RB</b> 46	A. Morris

### DEFENSE

<b>CB</b> 39	D. Amerson
<b>NT</b> 96	B. Coffield
<b>RDE</b> 72	S. Bowen
<b>LOLB</b> 91	R. Kerrigan
<b>MLB</b> 59	L. Fletcher
<b>ILB</b> 56	P. Riley
<b>ROLB</b> 98	B. Orakpo
<b>LCB</b> 23	D. Hall
<b>RCB</b> 26	J. Wilson
<b>SS</b> 48	J. Gumbs
<b>FS</b> 30	E. Biggers

**REDSKINS SUBSTITUTIONS:** K 2 K.Forbath, P 6 S.Rocca, WR 11 A.Robinson, QB 12 K.Cousins, RB 22 E.Royster, S 24 B.Rambo, RB 29 R.Helu, S 32 J.Pugh, S 34 T.Robinson, FB 36 D.Young, LS 40 K.Nelson, CB 45 J.Murphy, LB 50 R.Jackson, LB 54 D.Tapp, LB 55 N.Barnett, LB 58 J.Hull, DL 64 K.Golston, T 68 T.Compton, G 73 A.Gettis, TE 84 N.Paul, WR 85 L.Hankerson, WR 89 S.Moss, DL 92 C.Baker, DT 99 J.Jenkins, **INACTIVE:** QB 8 R.Grossman, RB 25 C.Thompson, S 37 R.Doughty, LB 51 B.Jenkins, G 67 J.LeRibeux, TE 83 F.Davis, NT 95 C.Neild.

		1	2	3	4	OT	TOTAL	FIELD GOALS (made ( ) missed)
<b>VISITOR</b>	Washington Redskins	0	7	14	0	—	21	
<b>HOME</b>	Denver Broncos	7	0	7	31	—	45	Prater (19)
Team	Qtr	Clock Time	PLAY DESCRIPTION (Extra Point) (Drive Info)					SCORE Visitor Home
BRONCOS	1	10:02	W. Welker 6 yd. pass from P. Manning (M. Prater kick) (9-77, 3:40)					0 7
REDSKINS	2	0:19	L. Hankerson 7 yd. pass from R. Griffin (K. Forbath kick) (16-95, 7:03)					7 7
REDSKINS	3	11:34	A. Morris 1 yd. run (K. Forbath kick) (3-19, 1:22)					14 7
REDSKINS	3	11:25	D. Hall 26 yd. interception return (K. Forbath kick)					21 7
BRONCOS	3	7:48	M. Ball 4 yd. run (M. Prater kick) (11-75, 3:37)					21 14
BRONCOS	4	14:56	J. Dreessen 1 yd. pass from P. Manning (M. Prater kick) (16-83, 4:59)					21 21
BRONCOS	4	14:19	K. Moreno 35 yd. pass from P. Manning (M. Prater kick) (1-35, 0:10)					21 28
BRONCOS	4	11:14	M. Prater 19 yd. Field Goal (5-23, 2:01)					21 31
BRONCOS	4	6:35	D. Thomas 35 yd. pass from P. Manning (M. Prater kick) (2-25, 0:34)					21 38
BRONCOS	4	2:07	D. Rodgers-Cromartie 75 yd. interception return (M. Prater kick)					21 45

## FINAL INDIVIDUAL STATISTICS

Washington Redskins											Denver Broncos														
RUSHING	ATT	YDS	AVG	LG	TD						RUSHING	ATT	YDS	AVG	LG	TD									
A. Morris	17	93	5.5	27	1						K. Moreno	13	43	3.3	8	0									
R. Helu	5	11	2.2	4	0						M. Ball	12	38	3.2	8	1									
R. Griffin	5	7	1.4	4	0						C. Anderson	4	22	5.5	11	0									
K. Cousins	1	1	1.0	1	0						T. Holliday	1	7	7.0	7	0									
											P. Manning	4	-3	-0.8	0	0									
TOTAL	28	112	4.0	27	1						TOTAL	34	107	3.1	11	1									
PASSING	ATT	CMP	YDS	TD	LG	IN	Rtg.					PASSING	ATT	CMP	YDS	TD	LG	IN	Rtg.						
R. Griffin	30	15	132	3/26	1	17	2	45.4					P. Manning	44	30	354	2/15	4	35	3	94.3				
K. Cousins	9	5	48	0/0	0	17	2	31.0																	
TOTAL	39	20	180	3/26	1	17	2	33.0					TOTAL	44	30	354	2/15	4	35	3	94.3				
PASS RECEIVING			NO	YDS	AVG	LG	TD					PASS RECEIVING			NO	YDS	AVG	LG	TD						
J. Reed			8	90	11.3	17	0					D. Thomas			7	75	10.7	35	1						
P. Garcon			7	46	6.6	14	0					K. Moreno			6	89	14.8	35	1						
S. Moss			2	20	10.0	10	0					W. Welker			6	81	13.5	24	1						
R. Helu			1	14	14.0	14	0					E. Decker			4	42	10.5	19	0						
L. Hankerson			1	7	7.0	7	1					J. Thomas			3	29	9.7	19	0						
J. Morgan			1	3	3.0	3	0					J. Dreesen			2	9	4.5	8	1						
												J. Tammie			1	15	15.0	15	0						
												A. Caldwell			1	14	14.0	14	0						
TOTAL			20	180	9.0	17	1					TOTAL			30	354	11.8	35	4						
INTERCEPTIONS			NO	YDS	AVG	LG	TD					INTERCEPTIONS			NO	YDS	AVG	LG	TD						
D. Hall			2	26	13.0	26	1					D. Rodgers-Cromartie			1	75	75.0	75	1						
J. Pugh			1	16	16.0	16	0					R. Moore			1	18	18.0	18	0						
												S. Phillips			1	3	3.0	3	0						
												C. Harris			1	1	1.0	1	0						
TOTAL			3	42	14.0	26	1					TOTAL			4	97	24.3	75	1						
PUNTING			NO	YDS	AVG	NET	TB	IN20	LG			PUNTING			NO	YDS	AVG	NET	TB	IN20	LG				
S. Rocca			7	274	39.1	37.7	0	4	60			B. Colquitt			3	147	49.0	37.0	0	1	55				
TOTAL			7	274	39.1	37.7	0	4	60			TOTAL			3	147	49.0	37.0	0	1	55				
PUNT RETURNS			NO	YDS	AVG	FC	LG	TD				PUNT RETURNS			NO	YDS	AVG	FC	LG	TD					
J. Morgan			2	36	18.0	0	34	0				T. Holliday			1	10	10.0	1	10	0					
[DOWNED]			1	0	0.0	0	0	0				[DOWNED]			1	0	0.0	0	0	0					
												[OUT OF BOUNDS]			4	0	0.0	0	0	0					
RETURNS			2	36	18.0	0	34	0				RETURNS			1	10	10.0	1	10	0					
KICKOFF RETURNS			NO	YDS	AVG	FC	LG	TD				KICKOFF RETURNS			NO	YDS	AVG	FC	LG	TD					
[TOUCHBACK]			8	0	0.0	0	0	0				T. Holliday			1	30	30.0	0	30	0					
												[TOUCHBACK]			3	0	0.0	0	0	0					
RETURNS			0	0	0.0	0	0	0				RETURNS			1	30	30.0	0	30	0					
Washington Redskins	Fum	Lost	Own	Rec.	Yds	TD	FF	Rec.	Yds	TD	Out	Denver Broncos	Fum	Lost	Own	Rec.	Yds	TD	FF	Rec.	Yds	TD	Out		
R. Griffin	2	1	0	-4	0	0	0	0	0	0	0	P. Manning	1	1	0	0	0	0	0	0	0	0	0		
A. Morris	1	0	0	0	0	0	0	0	0	0	0	V. Miller	0	0	0	0	0	0	0	0	0	0			
R. Helu	0	0	1	0	0	0	0	0	0	0	0	D. Trevathan	0	0	0	0	0	1	0	0	0	0			
L. Paulsen	0	0	1	0	0	0	0	0	0	0	0	D. Wolfe	0	0	0	0	0	0	1	1	0	0			
R. Kerrigan	0	0	0	0	1	0	0	0	0	0	0														
B. Orakpo	0	0	0	0	0	0	0	1	0	0	0														
TOTAL	3	1	2	-4	0	1	1	0	0	0	0	TOTAL	1	1	0	0	0	2	1	1	0	0			

## FINAL TEAM STATISTICS

	REDSKINS	BRONCOS		REDSKINS	BRONCOS
TOTAL FIRST DOWNS	22	29	Fgs - PATs Had Blocked	0-0	0-0
By Rushing	8	6	Net Punting Average	37.7	37.0
By Passing	8	23	TOTAL RETURN YARDAGE (Not Including Kickoffs)	78	107
By Penalty	3	0	No. and Yards Punt Returns	2-36	1-10
THIRD DOWN EFFICIENCY	6-14-43%	4-12-33%	No. and Yards Kickoff Returns	0-0	1-30
FOURTH DOWN EFFICIENCY	0-0-0%	2-2-100%	No. and Yards Interception Returns	3-42	4-97
TOTAL NET YARDS	266	446	PENALTIES Number and Yards	1-5	6-57
Total Offensive Plays (inc. times thrown passing)	70	80	FUMBLES Number and Lost	3-1	1-1
Average gain per offensive play	3.8	5.6	TOUCHDOWNS	3	6
NET YARDS RUSHING	112	107	Rushing	1	1
Total Rushing Plays	28	34	Passing	1	1
Average gain per rushing play	4.0	3.1	Interceptions	1	1
Tackles for a loss-number and yards	2-5	2-3	EXTRA POINTS Made-Attempts	3-3	6-6
NET YARDS PASSING	154	339	Kicking Made-Attempts	3-3	6-6
Times thrown - yards lost attempting to pass	3-26	2-15	FIELD GOALS Made-Attempts	0-0	1-1
Gross yards passing	180	354	RED ZONE EFFICIENCY	2-2-100%	3-4-75%
PASS ATTEMPTS-COMPLETIONS-HAD INTERCEPTED	39-20-4	44-30-3	GOAL TO GO EFFICIENCY	2-2-100%	3-4-75%
Avg gain per pass play (inc.# thrown passing)	3.7	7.4	SAFETIES	0	0
KICKOFFS Number-In End Zone-Touchbacks	4-4-3	8-8-8	FINAL SCORE	21	45
PUNTS Number and Average	7-39.1	3-49.0	TIME OF POSSESSION	28:00	32:00
Had Blocked	0	0			

## BRONCOS DEFENSIVE STATISTICS

(Press Box Totals)																	
PLAYER	UT	A	TT	S-YDS	I-YDS	PD	FF	FR	PLAYER	UT	A	TT	S-YDS	I-YDS	PD	FF	FR
D. Trevathan	6	4	10	0-0	0-0	1	1	0	K. Webster	2	0	2	0-0	0-0	0	0	0
R. Moore	6	0	6	0-0	1-18	1	0	0	D. Wolfe	1	1	2	1-9	0-0	0	0	1
V. Miller	4	1	5	1-9	0-0	0	1	0	K. Vickerson	1	0	1	0-0	0-0	0	0	0
W. Woodyard	4	1	5	0-0	0-0	0	0	0	M. Unrein	1	0	1	0-0	0-0	0	0	0
D. Rodgers-Cromartie	1	1	5	0-0	1-75	3	0	0	Q. Jammer	1	0	1	0-0	0-0	0	0	0
R. Ayers	3	0	3	0-0	0-0	0	0	0	M. Jackson	0	1	1	0-0	0-0	0	0	0
C. Harris Jr.	3	0	3	0-0	1-1	2	0	0	N. Irving	0	1	1	0-0	0-0	0	0	0
D. Ihenacho	3	0	3	0-0	0-0	1	0	0	S. Phillips	0	1	1	0-0	1-3	1	0	0
M. Adams	1	2	3	0-0	0-0	1	0	0	TEAM TOTALS	42	13	55	3-26	4-97	10	2	1
T. Knight	2	0	2	1-8	0-0	0	0	0									



# Denver 28, San Diego 20

Sunday, Nov. 10, 2013 • 1:25 p.m. PST • Qualcomm Stadium • San Diego

WEATHER: Sunny, 78°, Wind SSW 6 mph • TIME: 3:01 • ATTENDANCE: 68,847

The Denver Broncos defeated the San Diego Chargers 28-20 to give Owner & CEO Pat Bowlen his 300th career win making him the first owner in professional football history to reach that milestone in just 30 years.

Denver jumped out early, forcing a San Diego punt on the opening series of the game. Three plays later, quarterback Peyton Manning (25-of-36 for 330 yds., 4 TDs, 0 INT) connected with tight end Julius Thomas for a 74-yard touchdown reception to give the Broncos the early lead.

The Chargers' second offensive possession was a steady 14 play, 72-yard drive that took nearly 10 minutes and resulted in a 26-yard field goal by kicker Nick Novak on the first play of the second quarter.

San Diego's defense forced the Broncos to consecutive three-and-out series and were able to cut the deficit to 7-6 after Novak converted his second field goal of the game.

Manning and the Broncos offense were able to respond with another touchdown drive as Manning completed an 11-yard touchdown pass to wide receiver Demaryius Thomas.

After Novak missed a 37-yard field goal attempt, Manning led the two-minute offense on a nine-play scoring drive to end the half. He completed 8-of-9 passes on the series for 73 yards which concluded with a 7-yard touchdown reception by Demaryius Thomas.

Despite losing the time of possession battle 22:29-7:31, Denver entered halftime with a 21-6 lead.

The Broncos scored on the opening drive of the second half when Demaryius Thomas (7 rec. for 108 yds., 3 TDs) caught his third receiving touchdown of the game from Manning to tie a franchise single-game record.

San Diego was forced to punt on their first possession of the third quarter, but got the ball back two plays later when linebacker Turek Williams strip-sacked Manning and linebacker Donald Butler recovered the ball at Denver's 11-yard line. Two plays later, quarterback Philip Rivers (19-of-29 for 218 yds., 1 TD, 0 INT) completed a 7-yard pass to running back Danny Woodhead to bring the score to 28-13.

Both teams were held scoreless the rest of the third quarter, but the Chargers were able to close the gap to 28-20 on a 1-yard touchdown run by running back Ryan Mathews with 10:42 left.

After the score, Denver was able to execute an eight-play drive that accumulated 3:59 before punting the ball to San Diego.

The Broncos defense was stout against the Chargers offense and forced San Diego to punt with 3:26 left.

Denver's offense maintained control of the ball and converted three critical first downs to preserve the 28-20 victory and extend the team's consecutive AFC West win streak to eight games.

## OFFICIALS:

**Referee** — Tony Corrente (99); **Umpire** — Fred Bryan (11); **Head Linesman** — George Hayward (54); **Line Judge** — Darryll Lewis (130); **Side Judge** — Ron Torbert (62); **Field Judge** — Gary Cavalletto (60); **Back Judge** — Greg Wilson (119); **Replay** — Howard Slavin.

## DENVER BRONCOS

### OFFENSE

**WR** 88 D. Thomas  
**LT** 75 C. Clark  
**LG** 68 Z. Beadles  
**C** 66 M. Ramirez  
**RG** 65 L. Vasquez  
**RT** 74 O. Franklin  
**TE** 80 J. Thomas  
**WR** 87 E. Decker  
**WR** 83 W. Welker  
**QB** 18 P. Manning  
**RB** 27 K. Moreno

### DEFENSE

**LDE** 95 D. Wolfe  
**DT** 99 K. Vickerson  
**NT** 94 T. Knighton  
**RDE** 90 S. Phillips  
**SLB** 56 V. Miller  
**MLB** 52 W. Woodyard  
**WLB** 59 D. Trevathan  
**LCB** 25 C. Harris Jr.  
**RCB** 23 Q. Jammer  
**SS** 20 M. Adams  
**FS** 26 R. Moore

**BRONCOS SUBSTITUTIONS:** P 4 B. Colquitt, K 5 M. Prater, WR 11 T. Holliday, WR 12 A. Caldwell, RB 22 C. Anderson, RB 28 M. Ball, S 30 D. Bruton, S 31 O. Bolden, CB 32 T. Carter, CB 36 K. Webster, CB 45 D. Rodgers-Cromartie, LS 46 A. Brewer, LB 51 P. Lenon, LB 53 S. Johnson, LB 56 N. Irujing, C 60 S. Vallos, TE 81 J. Dreesen, TE 84 J. Tamme, TE 85 V. Green, DE 91 R. Ayers, DT 96 M. Unrein, DE 97 M. Jackson, **DID NOT PLAY:** QB 17 B. Osweiler, T 77 W. Justice, **INACTIVE:** QB 2 Z. Dysert, RB 21 R. Hillman, CB 24 C. Bailey, S 33 D. Ihenacho, C 50 J. Walton, G 73 C. Kuper, DT 92 S. Williams.

## SAN DIEGO CHARGERS

### OFFENSE

**TE** 89 L. Green  
**WR** 13 K. Allen  
**LT** 77 K. Dunlap  
**LG** 63 J. Troutman  
**C** 61 N. Hardwick  
**RG** 66 J. Clary  
**RT** 76 D. Fluker  
**TE** 85 A. Gates  
**WR** 11 E. Royal  
**QB** 17 P. Rivers  
**RB** 24 R. Mathews

### DEFENSE

**RE** 94 C. Liuget  
**DT** 90 T. Keiser  
**LE** 91 K. Reyes  
**OLB** 51 L. English  
**ILB** 50 M. Te'o  
**ILB** 56 D. Butler  
**CB** 26 J. Patrick  
**LCB** 22 D. Cox  
**RCB** 29 S. Wright  
**SS** 38 M. Gilchrist  
**FS** 32 E. Weddle

**CHARGERS SUBSTITUTIONS:** P 5 M. Scifres, K 9 N. Novak, WR 16 S. Ajitrotu, CB 20 C. Butler, RB 23 R. Brown, S 25 D. Stuckey, CB 31 R. Marshall, FB 33 L. McClain, S 37 J. Addae, RB 39 D. Woodhead, LS 47 M. Windt, ILB 52 R. Walker, OLB 56 T. Williams, ILB 59 A. Gachkar, DE 71 L. Guy, C 74 R. Ohrnberger, G 78 C. Rinehart, TE 83 J. Phillips, WR 86 V. Brown, DT 92 C. Thomas, DT 95 K. Geathers, ILB 97 B. Bird, DE 98 S. Lissimore, **DID NOT PLAY:** QB 6 C. Whitehurst, **INACTIVE:** QB 4 B. Sorensen, WR-KR 10 L. Hawkins, SS 28 B. Taylor, T 60 M. Remmers, T 67 N. Becton, G-T 70 S. Schilling, OLB 96 J. Johnson.

		1	2	3	4	OT	TOTAL	FIELD GOALS (made ( ) missed)
<b>VISITOR</b>	Denver Broncos	7	14	7	0	—	28	
<b>HOME</b>	San Diego Chargers	0	6	7	7	—	20	N. Novak (26) (40) 37W/L
Team	Qtr	Clock Time	PLAY DESCRIPTION (Extra Point) (Drive Info)				SCORE	
							Visitor	Home
BRONCOS	1	9:18	J. Thomas 74 yd. pass from P. Manning (M. Prater kick) (3-85, 0:57)				7	0
CHARGERS	2	14:58	N. Novak 26 yd. Field Goal (14-72, 9:20)				7	3
CHARGERS	2	9:05	N. Novak 40 yd. Field Goal (5-37, 1:59)				7	6
BRONCOS	2	6:38	D. Thomas 11 yd. pass from P. Manning (M. Prater kick) (7-80, 2:27)				14	6
BRONCOS	2	0:13	D. Thomas 7 yd. pass from P. Manning (M. Prater kick) (9-73, 1:25)				21	6
BRONCOS	3	11:34	D. Thomas 34 yd. pass from P. Manning (M. Prater Kick) (8-78, 3:26)				28	6
CHARGERS	3	8:38	D. Woodhead 7 yd. pass from P. Rivers (N. Novak kick) (2-11, 0:52)				28	13
CHARGERS	4	10:42	R. Mathews 1 yd. run (N. Novak kick) (9-60, 4:47)				28	20

### FINAL INDIVIDUAL STATISTICS

Denver Broncos										San Diego Chargers									
RUSHING	ATT	YDS	AVG	LG	TD					RUSHING	ATT	YDS	AVG	LG	TD				
K. Moreno	15	65	4.3	9	0					R. Mathews	14	59	4.2	35	1				
M. Ball	5	20	4.0	12	0					R. Brown	9	36	4.0	7	0				
P. Manning	2	-1	-0.5	0	0					D. Woodhead	6	27	4.5	8	0				
										P. Rivers	5	7	1.4	3	0				
										E. Weddle	1	2	2.0	2	0				
TOTAL	22	84	3.8	12	0					TOTAL	35	131	3.7	35	1				
TKD/ YD										TKD/ YD									
PASSING	ATT	CMP	YDS	TD	LG	IN	Rtg.			PASSING	ATT	CMP	YDS	TD	LG	IN	Rtg.		
P. Manning	36	25	330	2/17	4	74	0	135.2		P. Rivers	29	19	218	4/20	1	30	0	99.5	
TOTAL	36	25	330	2/17	4	74	0	135.2		TOTAL	29	19	218	4/20	1	30	0	99.5	
PASS RECEIVING	NO	YDS	AVG	LG	TD					PASS RECEIVING	NO	YDS	AVG	LG	TD				
K. Moreno	8	49	6.1	11	0					A. Gates	4	62	15.5	24	0				
D. Thomas	7	108	15.4	34	3					K. Allen	4	41	10.3	18	0				
J. Thomas	3	96	32.0	74	1					D. Woodhead	4	17	4.3	7	1				
E. Decker	3	52	17.3	34	0					V. Brown	3	35	11.7	15	0				
W. Welker	3	21	7.0	11	0					E. Royal	2	36	18.0	30	0				
V. Green	1	4	4.0	4	0					L. Green	1	25	25.0	25	0				
										R. Mathews	1	2	2.0	2	0				
TOTAL	25	330	13.2	74	4					TOTAL	19	218	11.5	30	1				
INTERCEPTIONS	NO	YDS	AVG	LG	TD					INTERCEPTIONS	NO	YDS	AVG	LG	TD				
TOTAL	0	0	0.0	—	0					TOTAL	0	0	0.0	—	0				
PUNTING	NO	YDS	AVG	NET	TB	IN20	LG			PUNTING	NO	YDS	AVG	NET	TB	IN20	LG		
B. Colquitt	5	233	46.6	42.6	1	0	59			M. Scifres	5	238	47.6	46.4	0	4	61		
TOTAL	5	233	46.6	42.6	1	0	59			TOTAL	5	238	47.6	46.4	0	4	61		
PUNT RETURNS	NO	YDS	AVG	FC	LG	TD			PUNT RETURNS	NO	YDS	AVG	FC	LG	TD				
T. Holliday	2	6	3.0	3	6	0			K. Allen	0	0	0.0	3	0	0				
									[DOWNED]	1	0	0.0	0	0	0				
									[TOUCHBACK]	1	0	0.0	0	0	0				
RETURNS	2	6	3.0	3	6	0			RETURNS	0	0	0.0	3	—	0				
KICKOFF RETURNS	NO	YDS	AVG	FC	LG	TD			KICKOFF RETURNS	NO	YDS	AVG	FC	LG	TD				
T. Holliday	4	103	25.8	0	30	0			[TOUCHBACK]	5	0	0.0	0	0	0				
[TOUCHBACK]	1	0	0.0	0	0	0													
RETURNS	4	103	25.8	0	30	0			RETURNS	0	0	0.0	0	—	0				
Denver Broncos	Own			Opp.			Out			San Diego Chargers	Own			Opp.			Out		
FUMBLES	Fum	Lost	Rec.	Yds	TD	FF	Rec.	Yds	TD	Bnds	FUMBLES	Fum	Lost	Rec.	Yds	TD	Bnds		
T. Holliday	1	0	1	0	0	0	0	0	0	0	P. Rivers	1	0	1	-4	0	0	0	
P. Manning	1	1	0	0	0	0	0	0	0	0	T. Williams	0	0	0	0	1	0	0	
											D. Butler	0	0	0	0	0	1	0	
TOTAL	2	1	1	0	0	0	0	0	0	0	TOTAL	1	0	1	-4	0	1	0	

### FINAL TEAM STATISTICS

	BRONCOS		CHARGERS			BRONCOS		CHARGERS	
TOTAL FIRST DOWNS	22	20	FGs - PATs Had Blocked		0-0	0-0			
By Rushing	5	7	Net Punting Average	42.6	46.4				
By Passing	17	11	TOTAL RETURN YARDAGE (Not Including Kickoffs)	6	0				
By Penalty	2	0	No. and Yards Punt Returns	2	0-0				
THIRD DOWN EFFICIENCY	3-8-38%	7-16-44%	No. and Yards Kickoff Returns	4-103	0-0				
FOURTH DOWN EFFICIENCY	0-0-0%	1-1-100%	No. and Yards Interception Returns	0-0	0-0				
TOTAL NET YARDS	397	329	PENALTIES Number and Yards	3-28	6-40				
Total Offensive Plays (inc. times thrown passing)	60	68	FUMBLES Number and Lost	2-1	1-0				
Average gain per offensive play	6.6	4.8	TOUCHDOWNS	4	2				
NET YARDS RUSHING	84	131	Rushing	0	1				
Total Rushing Plays	22	35	Passing	4	1				
Average gain per rushing play	3.8	3.7	EXTRA POINTS Made-Attempts	4-4	2-2				
Tackles for a loss-number and yards	1-2	2-5	Kicking Made-Attempts	4-4	2-2				
NET YARDS PASSING	313	198	FIELD GOALS Made-Attempts	0-0	2-3				
Times thrown - yards lost attempting to pass	2-17	4-20	RED ZONE EFFICIENCY	2-2-100%	2-4-50%				
Gross yards passing	330	218	GOAL TO GO EFFICIENCY	1-1-100%	1-1-100%				
PASS ATTEMPTS-COMPLETIONS-HAD INTERCEPTED	36-25-0	29-19-0	SAFETIES	0	0				
Avg gain per pass play (inc.# thrown passing)	8.2	6.0	FINAL SCORE	28	20				
KICKOFFS Number-In End Zone-Touchbacks	5-5-5	5-5-1	TIME OF POSSESSION	21:57	38:03				
PUNTS Number and Average	5-46.6	5-47.6							
Had Blocked	0	0							

### BRONCOS DEFENSIVE STATISTICS

(Press Box Totals)

PLAYER	UT	A	TT	S-YDS	I-YDS	PD	FF	FR	PLAYER	UT	A	TT	S-YDS	I-YDS	PD	FF	FR
D. Trevathan	9	2	11	0-0	0-0	1	0	0	T. Knighton	2	0	2	1-3	0-0	0	0	0
W. Woodyard	5	6	11	0-0	0-0	1	0	0	D. Bruton	2	0	2	0-0	0-0	0	0	0
K. Vickerson	6	0	6	0-0	0-0				R. Moore	1	0	1	0-0	0-0	0	0	0
V. Miller	5	1	6	1-2	0-0				D. Wolfe	1	0	1	1-5	0-0	0	0	0
C. Harris Jr.	5	0	5	0-0	0-0	2	0	0	S. Phillips	1	0	1	1-10	0-0	0	0	0
K. Webster	4	1	5	0-0	0-0	1	0	0	R. Ayers	1	0	1	0-0	0-0	0	0	0
D. Rodgers-Cromartie	4	0	4	0-0	0-0	1	0	0	N. Irving	1	0	1	0-0	0-0	0	0	0
M. Adams	3	0	3	0-0	0-0	0	0	0	J. Tammie	0	1	0	0-0	0-0	0	0	0
O. Jammer	0	0	3	0-0	0-0	0	0	0	M. Unreineir	0	1	1	0-0	0-0	0	0	0
M. Jackson	2	1	3	0-0	0-0	0	0	0	TEAM TOTALS	55	15	70	4-20	0-0	7	0	0



# Denver 27, Kansas City 17

Sunday, Nov. 17, 2013 • 6:30 p.m. MST • Sports Authority Field at Mile High • Denver

WEATHER: Clear, 43°, Wind E 6 mph • TIME: 3:38 • ATTENDANCE: 77,076

The Denver Broncos defeated the previously undefeated Kansas City Chiefs 27-17 in a game that boasted the highest winning percentage (.944 / 17-1) for a game 11 weeks into the season since the 1970 NFL-AFL merger.

After forcing the Chiefs to punt on their first offensive series, the Broncos orchestrated a scoring drive which resulted in a season-long 54-yard field goal by kicker Matt Prater to give Denver the early lead.

The defenses controlled much of the first quarter as the teams combined for four total punts and two takeaways.

After recovering a Chiefs' fumble, Broncos quarterback Peyton Manning (24-of-40 for 323 yds., 1 TD, 0 INT) led the offense on a touchdown drive highlighted by a 70-yard reception by wide receiver Demaryius Thomas (5 rec. for 121 yds., 0 TD) that put Denver deep in Kansas City territory. Two plays later, Manning connected with tight end Julius Thomas on a 9-yard pass in the end zone.

The Chiefs got on the scoreboard at the beginning of the second quarter as quarterback Alex Smith led Kansas City on an 11-play, 80-yard drive. Wide receiver Dwayne Bowe (4 rec. for 57 yds., 1 TD) caught a 6-yard touchdown pass from Smith to bring the score to 10-7.

On the ensuing series, Manning coordinated an efficient drive as he completed 5-of-6 passes for 66 yards. Rookie running back Montee Ball scored on a 1-yard carry to conclude the 10-play, 79-yard series.

Kansas City kicker Ryan Succop made a 20-yard field goal toward the end of the quarter to cut the deficit to 17-10 at halftime.

Defense was the story of the third quarter as the teams combined for six consecutive punts to open the second half. Brothers and dueling punters Britton and Dustin Colquitt registered 13 total kicks on the day as each team battled for field position.

Ball was able to score his second touchdown of the game on an 8-yard run toward the end of the third quarter to increase Denver's lead to 24-10.

After forcing the Chiefs to their seventh punt of the game, Prater made a 36-yard field goal to give Denver a 27-10 advantage—its largest lead of the day.

Smith (21-of-45 for 230 yds., 2 TD, 0 INT) threw his second touchdown of the game when he completed a 10-yard pass to tight end Anthony Fasano.

The score would represent the Chiefs' last points of the game as Denver's defense thwarted a late rally by Kansas City.

The victory gave Denver its ninth consecutive win over AFC West opponents as the Broncos improved to 9-1 and moved to the top spot in the division.

## OFFICIALS:

**Referee** — John Parry (132); **Umpire** — Dan Ferrell (64); **Head Linesman** — Derick Bowers (74); **Line Judge** — Adrian Hill (29); **Side Judge** — Joe Larrew (73); **Field Judge** — Scott Edwards (3); **Back Judge** — Perry Paganelli (46); **Replay** — Bobby McGrath.

## DENVER BRONCOS

### OFFENSE

**WR88D.** Thomas  
**LT** 75 C. Clark  
**LG** 68 Z. Beadles  
**C** 66 M. Ramirez  
**RG** 65 L. Vasquez  
**RT** 74 O. Franklin  
**TE** 80 J. Thomas  
**WR** 87 E. Decker  
**WR** 83 W. Welker  
**QB** 18 P. Manning  
**RB** 27 K. Moreno

### DEFENSE

**LDE** 95 D. Wolfe  
**DT** 99 K. Vickerson  
**NT** 94 T. Knighton  
**RDE** 90 S. Phillips  
**SLB** 58 V. Miller  
**MLB** 52 W. Woodyard  
**WLB** 59 D. Trevathan  
**LCB** 25 C. Harris Jr.  
**RCB** 45 D. Rodgers-Cromartie  
**SS** 33 D. Ihenacho  
**FS** 26 R. Moore

**BRONCOS SUBSTITUTIONS:** P 4 B. Colquitt, K 5 M. Prater, WR 11 T. Holliday, WR 12 A. Caldwell, S 20 M. Adams, RB 22 C. Anderson, CB 23 Q. Jammer, RB 28 M. Ball, S 30 D. Bruton, S 31 Q. Bolden, CB 36 K. Webster, LS 46 A. Brewer, LB 51 P. Lenon, LB 53 S. Johnson, C 60 S. Vallos, TE 81 J. Dreesen, TE 84 J. Tammie, TE 85 V. Green, DE 91 R. Ayers, DT 92 S. Williams, DT 96 M. Unrein, DE 97 M. Jackson, **DID NOT PLAY:** QB 17 B. Osweiler, T 77 W. Justice, **INACTIVE:** QB 2 Z. Dysert, RB 21 R. Hillman, CB 24 C. Bailey, CB 32 T. Carter, C 50 J. Walton, LB 56 N. Irving, G 73 C. Kuper.

## KANSAS CITY CHIEFS

### OFFENSE

**WR** 17 D. Avery  
**LT** 76 B. Albert  
**LG** 71 J. Allen  
**C** 61 R. Hudson  
**RG** 73 J. Asamoah  
**RT** 72 E. Fisher  
**TE** 80 A. Fasano  
**WR** 82 D. Bowe  
**QB** 11 A. Smith  
**RB** 25 J. Charles  
**TE** 84 S. McGrath

### DEFENSE

**NT** 92 D. Poe  
**RDE** 70 M. Devito  
**LOLB** 50 J. Houston  
**RILB** 56 D. Johnson  
**ROLB** 91 T. Hali  
**LCB** 24 B. Flowers  
**RCB** 27 S. Smith  
**CB** 31 M. Cooper  
**S** 35 Q. Demps  
**SS** 29 E. Berry  
**FS** 23 K. Lewis

**CHIEFS SUBSTITUTIONS:** P 2 D. Colquitt, K 6 R. Succop, WR 15 A. Jenkins, WR 19 K. Williams, WR 22 D. McCluster, DB 26 S. Commings, RB 32 C. Gray, RB 34 K. Davis, CB 38 R. Parker, S 39 H. Abdullah, FB 42 A. Sherman, LS 43 T. Gafford, LB 51 F. Zombo, LB 52 J. Johnson, LB 54 D. Moses, LB 55 A. Jordan, C 71 T. G. Schwartz, DE 77 M. Catapano, OL 79 D. Stephenson, WR 88 J. Hemingway, DE 94 T. Jackson, DL 97 A. Bailey, DT 98 A. Toribio, **DID NOT PLAY:** QB 10 C. Daniel, **INACTIVE:** QB 9 T. Brady, CB 21 D. Robinson, LB 57 N. Johnson, C 64 E. Kush, OL 69 R. Watkins, G 75 R. Johnson, DT 96 J. Howard.

		1	2	3	4	OT	TOTAL	FIELD GOALS (made ( ) missed)	
VISITOR	Kansas City Chiefs	0	10	0	7	—	17	R. Succop (20)	
HOME	Denver Broncos	10	7	7	3	—	27	M. Prater (54) 52WL (36)	
Team	Qtr	Clock Time	PLAY DESCRIPTION (Extra Point) (Drive Info)				SCORE		
							Visitor	Home	
BRONCOS	1	12:33	M. Prater 54 yd. Field Goal (7-17, 1:31)				0	3	
BRONCOS	1	3:03	J. Thomas 9 yd. pass from P. Manning (M. Prater kick) (5-84, 2:25)				0	10	
CHIEFS	2	13:23	D. Bowe 6 yd. pass from A. Smith (R. Succop kick) (11-80, 4:40)				7	10	
BRONCOS	2	9:05	M. Ball 1 yd. run (M. Prater kick) (10-79, 4:18)				7	17	
CHIEFS	2	2:55	R. Succop 20 yd. Field Goal (12-79, 6:10)				10	17	
BRONCOS	3	2:22	M. Ball 8 yd. run (M. Prater kick) (6-65, 3:02)				10	24	
BRONCOS	4	7:06	M. Prater 36 yd. Field Goal (10-62, 4:42)				10	27	
CHIEFS	4	4:56	A. Fasano 10 yd. pass from A. Smith (R. Succop kick) (9-80, 2:10)				17	27	

## Denver Broncos

RUSHING										RUSHING												
	ATT		YDS		AVG		LG		TD		ATT		YDS		AVG		LG		TD			
J. Charles	16		78		4.9		35		0	K. Moreno	27		79		2.9		11		0			
A. Smith	5		52		10.4		25		0	M. Ball	8		25		3.1		8		2			
K. Davis	3		13		4.3		7		0	P. Manning	1		0		0.0		0		0			
A. Sherman	1		1		1.0		1		0													
TOTAL	25		144		5.8		35		0	TOTAL	36		104		2.9		11		2			
PASSING										PASSING												
	ATT	CMP	YDS	TD	LG	IN	Rtg.				ATT	CMP	YDS	TD	LG	IN	Rtg.					
A. Smith	45	21	230	3/30	2	26	0	77.1	P. Manning	40	24	323	0/0	1	70	0	94.1					
TOTAL	45	21	230	3/30	2	26	0	77.1	TOTAL	40	24	323	0/0	1	70	0	94.1					
PASS RECEIVING										PASS RECEIVING												
			NO	YDS	AVG	LG	TD						NO	YDS	AVG	LG	TD					
D. McCluster			5	53	10.6	18	0	W. Welker				8	72	9.0	20	0						
D. Bowe			4	57	14.3	26	1	D. Thomas				5	121	24.2	70	0						
A. Fasano			4	37	9.3	12	1	E. Decker				5	71	14.2	33	0						
S. McGrath			2	40	20.0	21	0	J. Thomas				3	43	14.3	20	1						
A. Sherman			2	18	9.0	16	0	M. Ball				3	16	5.3	11	0						
J. Charles			2	-6	-3.0	-1	0															
D. Avery			1	20	20.0	20	0															
K. Davis			1	11	11.0	11	0															
TOTAL			21	230	11.0	26	2	TOTAL				24	323	13.5	70	1						
INTERCEPTIONS										INTERCEPTIONS												
			NO	YDS	AVG	LG	TD						NO	YDS	AVG	LG	TD					
TOTAL			0	0	0.0	—	0	TOTAL				0	0	0.0	—	0	0					
PUNTING										PUNTING												
	NO	YDS	AVG	NET	TB	IN20	LG				NO	YDS	AVG	NET	TB	IN20	LG					
D. Colquitt	7	358	51.1	40.1	3	1	60	B. Colquitt	6	275	45.8	40.3	0	1	54							
TOTAL	7	358	51.1	40.1	3	1	60	TOTAL	6	275	45.8	40.3	0	1	54							
PUNT RETURNS										PUNT RETURNS												
			NO	YDS	AVG	FC	LG	TD				NO	YDS	AVG	FC	LG	TD					
D. McCluster			5	33	6.6	1	13	0	T. Holliday			3	17	5.7	0	12	0					
									[OUT OF BOUNDS]			1	0	0.0	0	0	0					
									[TOUCHBACK]			3	0	0.0	0	0	0					
RETURNS			5	33	6.6	1	13	0	RETURNS			3	17	5.7	0	12	0					
KICKOFF RETURNS										KICKOFF RETURNS												
			NO	YDS	AVG	FC	LG	TD				NO	YDS	AVG	FC	LG	TD					
K. Davis			1	23	23.0	0	23	0	T. Holliday			1	28	28.0	0	28	0					
[TOUCHBACK]			5	0	0.0	0	0	0	[TOUCHBACK]			3	0	0.0	0	0	0					
RETURNS			1	23	23.0	0	23	0	RETURNS			1	28	28.0	0	28	0					
Kansas City Chiefs										Denver Broncos												
FUMBLES	Fum	Lost	Rec.	Yds	TD	FF	Rec.	Yds	TD	Bnds	FUMBLES	Fum	Lost	Rec.	Yds	TD	FF	Rec.	Yds	TD	Bnds	
A. Smith	1	0	1	0	0	0	0	0	0	0	P. Manning	1	1	0	0	0	0	0	0	0	0	0
A. Sherman	1	1	0	0	0	0	0	0	0	0	D. Trevaathan	0	0	0	0	0	1	0	0	0	0	
D. Johnson	0	0	0	0	0	0	0	1	11	0	Q. Jammer	0	0	0	0	0	0	1	0	0	0	
TOTAL	2	1	1	0	0	0	1	11	0	0	TOTAL	1	1	0	0	0	1	1	0	0	0	

## CHIEFS BRONCOS

TOTAL FIRST DOWNS	24	24	FGs - PATs Had Blocked	0-0	0-0
By Rushing	5	6	Net Punting Average	40.1	40.3
By Passing	14	15	TOTAL RETURN YARDAGE (Not Including Kickoffs)	33	17
By Penalty	5	3	No. and Yards Punt Returns	5-33	3-17
THIRD DOWN EFFICIENCY	4-13-31%	6-16-38%	No. and Yards Kickoff Returns	1-23	1-28
FOURTH DOWN EFFICIENCY	0-1-0%	0-0-0%	No. and Yards Interception Returns	0-0	0-0
TOTAL NET YARDS	344	427	PENALTIES Number and Yards	9-53	13-82
Total Offensive Plays (inc. times thrown passing)	73	76	FUMBLES Number and Lost	2-1	1-1
Average gain per offensive play	4.7	5.6	TOUCHDOWNS	2	3
NET YARDS RUSHING	144	104	Rushing	0	2
Total Rushing Plays	25	36	Passing	2	1
Average gain per rushing play	5.8	2.9	EXTRA POINTS Made-Attempts	2-2	3-3
Tackles for a loss-number and yards	1-3	1-1	Kicking Made-Attempts	2-2	2-3
NET YARDS PASSING	200	323	FIELD GOALS Made-Attempts	1-1	2-3
Times thrown - yards lost attempting to pass	3-30	0-0	RED ZONE EFFICIENCY	2-4-50%	3-4-75%
Times yards passing	230	323	GOAL TO GO EFFICIENCY	2-3-67%	2-2-100%
PASS ATTEMPTS-COMPLETIONS-HAD INTERCEPTED	45-21-0	40-24-0	SAFETIES	0	0
Avg gain per pass play (inc.# thrown passing)	4.2	8.1	FINAL SCORE	17	27
KICKOFFS Number-In End Zone-Touchbacks	4-4-3	6-6-5	TIME OF POSSESSION	30:07	29:53
PUNTS Number and Average	7-51-1	6-45-8			
Had Blocked	0	0			

**(Press Box Totals)**

PLAYER	UT	A	TT	S-YDS	I-YDS	PD	FF	FR	PLAYER	UT	A	TT	S-YDS	I-YDS	PD	FF	FR
S. Phillips	7	3	10	1.5-12.5	0-0	2	0	0	R. Moore	2	0	2	0-0	0-0	0	0	0
D. Trevathan	6	4	10	0-0	0-0	0	1	0	M. Unrein	2	0	2	0-0	0-0	0	0	0
W. Woychard	1	4	5	0-0	0-0	0	0	0	K. Unerson	0	2	2	0-0	0-0	0	0	0
K. Webster	3	0	3	0-0	0-0	0	0	0	T. Knighton	0	2	2	0-0	0-0	0	0	0
D. Ithenacho	3	0	3	0-0	0-0	0	0	0	Q. Jammer	1	0	1	0-0	0-0	2	0	1
M. Adams	3	0	3	0-0	0-0	0	0	0	S. Johnson	1	0	1	0-0	0-0	0	0	0
C. Harris Jr.	3	0	3	0-0	0-0	0	0	0	V. Miller	0	1	1	0-0	0-0	0	0	0
M. Jackson	1	2	3	0.5-3.5	0-0	2	0	0	D. Rodgers-Cromartie	0	0	0	0-0	0-0	2	0	0
D. Wolfe	2	0	2	1-14	0-0	0	0	0	TEAM TOTALS	35	18	53	3-30	0-0	10	1	0





# New England 34, Denver 31

Sunday, Nov. 24, 2013 • 8:30 p.m. EST • Gillette Stadium • Foxborough, Mass.

**WEATHER:** Clear, Windy and Cold, 22°, Wind WNW 22 mph • **TIME:** 3:53 • **ATTENDANCE:** 68,756

The Denver Broncos blew a 24-point halftime lead and lost a 34-31 decision to the New England Patriots in a cold and windy evening at Gillette Stadium.

Dominant play by Denver's defense early on helped the Broncos get out to an early lead with their three takeaways in the first quarter leading to 17 points.

On the Patriots' first series of the game, linebacker Wesley Woodyard knocked the ball out of running back Stevan Ridley's arms and linebacker Von Miller scooped up the fumble and returned it 60 yards for a touchdown.

Miller provided another impactful play on the ensuing series as he strip-sacked quarterback Tom Brady and defensive tackle Terrance Knighton recovered the ball deep in New England territory. Two plays later, running back Knowshon Moreno scored on a 2-yard run to give Denver a 14-0 lead.

The Broncos defense forced their third turnover of the first quarter when safety Duke Ihenacho wrestled the ball from running back LeGarrette Blount and Denver recovered. The turnover resulted in a 27-yard field goal by kicker Matt Prater.

Quarterback Peyton Manning connected with tight end Jacob Tamme on a 10-yard pass for a touchdown that increased the Broncos' lead to 24-0 at halftime.

In New England's seven first half offensive series, the Broncos defense forced three turnovers, three punts and a turnover on downs.

Brady and New England's offense steadily chipped away at the 24-point deficit in the third quarter as the Patriots found the end zone on each of their first three offensive series. Brady threw touchdown passes to wide receiver Julian Edelman and tight end Rob Gronkowski while running back Brandon Bolden added a rushing touchdown.

After holding the Broncos scoreless in the third quarter, the Patriots were able to take their first lead of the game in the fourth frame when Brady connected with Edelman for his third touchdown pass of the second half and a 28-24 New England lead.

Kicker Stephen Gostkowski connected on a field goal to give New England a 7-point lead midway through the fourth quarter, but Manning led a 19-play, 80-yard touchdown drive capped by an 11-yard pass to wide receiver Demaryius Thomas to tie the game and send it to overtime.

The Patriots won the coin toss and elected to defer in order to play with the 20-plus mph winds at their backs during overtime.

Each team's offense stalled twice in overtime before New England's second punt took a wild bounce and ricocheted off Broncos cornerback Tony Carter.

The Patriots recovered the fumble and Gostowski made a 31-yard field goal to give the Patriots the win.

## OFFICIALS:

**Referee** — Gene Steratore (114); **Umpire** — Bill Schuster (129); **Head Linesman** — Wayne Mackie (106); **Line Judge** — Jeff Seeman (45); **Side Judge** — Mike Weatherford (116); **Field Judge** — Bob Waggoner (25); **Back Judge** — Dino Paganelli (105); **Replay** — Paul Weidner.

## DENVER BRONCOS

### OFFENSE

**WR** 88 D. Thomas  
**LT** 75 C. Clark  
**LG** 68 Z. Beadles  
**C** 66 M. Ramirez  
**RG** 65 L. Vasquez  
**RT** 74 O. Franklin  
**TE** 85 V. Green  
**WR** 87 E. Decker  
**WR** 83 W. Welker  
**QB** 18 P. Manning  
**RB** 27 K. Moreno

### DEFENSE

**LDE** 95 D. Wolfe  
**DT** 99 K. Vickerson  
**NT** 94 T. Knighton  
**RDE** 90 S. Phillips  
**SLB** 58 V. Miller  
**MLB** 52 W. Woodyard  
**WLB** 59 D. Trevathan  
**LCB** 25 C. Harris Jr.  
**RCB** 45 D. Rodgers-Cromartie  
**SS** 33 D. Ihenacho  
**FS** 20 M. Adams

**BRONCOS SUBSTITUTIONS:** P 4 B.Colquitt, K 5 M.Prater, WR 11 T.Holliday, WR 12 A.Caldwell, QB 17 B.Osweller, RB 22 C.Anderson, CB 23 Q.Jammer, RB 28 M.Ball, S 30 D.Bruton, S 31 O.Bolden, CB 32 T.Carter, CB 36 K.Webster, LS 46 A.Brewer, LB 51 P.Lenon, LB 53 S.Johnson, LB 56 N.Irving, C 60 S.Vallos, TE 81 J.Dreessen, TE 84 J.Tamme, DE 91 R.Ayers, DT 92 S.Williams, DT 96 M.Unrein, DE 97 M.Jackson. **DID NOT PLAY:** T 77 W.Justice. **INACTIVE:** QB 2 Z.Dysert, RB 21 R.Hillman, CB 24 C.Bailey, S 29 M.Huff, C 50 J.Walton, G 73 C.Kuper, TE 80 J.Thomas.

## NEW ENGLAND PATRIOTS

### OFFENSE

**WR** 17 A. Dobson  
**LT** 77 N. Solder  
**LG** 70 L. Mankins  
**C** 62 R. Wendell  
**RG** 63 D. Connolly  
**RT** 61 M. Cannon  
**TE** 87 R. Gronkowski  
**WR** 11 J. Edelman  
**QB** 12 T. Brady  
**RB** 22 S. Ridley  
**TE** 88 M. Mulligan

### DEFENSE

**LE** 50 R. Ninkovich  
**DT** 72 J. Vellano  
**DT** 94 Chr. Jones  
**RE** 95 Cha. Jones  
**LB** 91 J. Collins  
**LB** 54 D. Hightower  
**DB** 26 L. Ryan  
**LCB** 31 A. Talib  
**RCB** 25 K. Arrington  
**S** 30 D. Harmon  
**S** 32 D. McCourty

**PATRIOTS SUBSTITUTIONS:** K 3 S.Gostkowski, P 6 R.Allen, WR 18 M.Slater, CB 23 M.Cole, DB 27 T.Wilson, RB 29 L.Blount, RB 34 S.Vereen, CB 37 A.Dennard, RB 38 B.Bolden, DB 41 J.Green, DB 43 N.Ebner, FB 46 J.Develin, LS 48 D.Aiken, LB 52 O.Fletcher, LB 55 B.Spikes, LB 59 C.White, OL 67 J.Kline, OL 74 W.Svitek, WR 80 D.Amendola, WR 85 K.Thompson, DT 90 I.Sopoaga, DE 96 A.Carter, DL 99 M.Buchanan. **DID NOT PLAY:** QB 15 R.Mallett. **INACTIVE:** S 28 S.Gregory, TE 47 M.Hoomanawanui, LB 58 S.Beauharnais, OL 64 C.Barker, WR 82 J.Boyce, DE 92 J.Bequette, DL 98 M.Forston.

		1	2	3	4	OT	TOTAL	FIELD GOALS (made ( ) missed)	
<b>VISITOR</b>	Denver Broncos	17	7	0	7	0	31	M. Prater (27)	
<b>HOME</b>	New England Patriots	0	0	21	10	3	34	S. Gostowski (31) (31)	
Team	Qtr	Clock Time	PLAY DESCRIPTION (Extra Point) (Drive Info)					SCORE	
								Visitor	Home
BRONCOS	1	9:54	V. Miller 60 yd. fumble return (M. Prater kick)					7	0
BRONCOS	1	8:54	K. Moreno 2 yd. run (M. Prater kick) (2-10, 0:28)					14	0
BRONCOS	1	2:57	M. Prater 27 yd. Field Goal (10-35, 4:29)					17	0
BRONCOS	2	6:10	J. Tamme 10 yd. pass from P. Manning (M. Prater kick) (11-70, 4:28)					24	0
PATRIOTS	3	11:21	J. Edelman 5 yd. pass from T. Brady (S. Gostkowski kick) (8-80, 3:39)					24	7
PATRIOTS	3	5:40	B. Bolden 1 yd. run (S. Gostkowski kick) (6-32, 2:39)					24	14
PATRIOTS	3	0:19	R. Gronkowski 6 yd. pass from T. Brady (S. Gostkowski kick) (5-65, 1:42)					24	21
PATRIOTS	4	13:13	J. Edelman 14 yd. pass from T. Brady (S. Gostkowski kick) (3-30, 1:19)					24	28
PATRIOTS	4	7:37	S. Gostkowski 31 yd. Field Goal (12-34, 4:45)					24	31
BRONCOS	4	3:06	D. Thomas 11 yd. pass from P. Manning (M. Prater kick) (10-80, 4:31)					31	31
PATRIOTS	5	1:56	S. Gostkowski 31 yd. Field Goal (3-0, 1:05)					31	34

## FINAL INDIVIDUAL STATISTICS

### FINAL TEAM STATISTICS

## BRONCOS DEFENSIVE STATISTICS

275



## Denver 35, Kansas City 28

Sunday, Dec. 1, 2013 • 3:26 p.m. CST • Arrowhead Stadium • Kansas City, Mo.

WEATHER: Sunny and Clear, 55°, Wind NW 4 mph • TIME: 3:20 • ATTENDANCE: 77,065

The Denver Broncos completed a season sweep of their AFC West rival and regained the top spot in the division with their 35-28 road win against the Kansas City Chiefs.

An historic performance from wide receiver Eric Decker (174 yards, 4 TDs) and an equally impressive outing from quarterback Peyton Manning (22-of-35 passing for 403 yds., 5 TDs, 2 INT) gave Denver its first three-game win streak at Arrowhead Stadium in more than three decades.

The Chiefs offense came out hot early but was denied a touchdown on its first series when Broncos linebacker Wesley Woodyard intercepted Kansas City quarterback Alex Smith in the end zone.

Manning threw an interception on the Broncos' first offensive possession and the Chiefs were able to capitalize on the turnover with a 17-yard touchdown reception by wide receiver Junior Hemingway to give the Chiefs an early lead.

On the following series, Manning led the Broncos on a 79-yard drive, completing 4-of-4 passes, including a 41-yard touchdown pass to Decker.

Kansas City running back Knile Davis returned the ensuing kickoff 108 yards for a touchdown to give the Chiefs a 14-7 lead.

The Chiefs intercepted Manning for a second time on the next series and five plays later Smith threw a 12-yard touchdown pass to tight end Anthony Fasano.

Denver conducted a 9-play, 70-yard scoring drive toward the end of the second quarter that led to a 3-yard touchdown pass from Manning to running back Knowshon Moreno and pulled the Broncos to within 21-14 at the half.

Manning and the Broncos offense scored on each of their first three offensive possessions of the second half as Manning completed touchdowns passes of 37, 15 and one yard to Decker.

With his second half scoring outburst, Decker became the first player in team history to record four touchdown receptions in a single game.

Smith conducted an efficient 17-play, 80-yard drive at the beginning of the fourth quarter that resulted in a 1-yard touchdown carry by running back Jamaal Charles to give the Chiefs their first points of the second half and narrow the deficit to 35-28.

After a Broncos punt, the Chiefs offense started their final series of the game at their own 8-yard line with 3:32 left in the final frame. Smith completed 5-of-10 passes for 83 yards on the series, but on 4th-and-4 from the Broncos 13-yard line, he threw an incomplete pass to stall the series with 1:46 left in the game.

Rookie running back Montee Ball, who recorded his first career 100-yard rushing performance (13-117), helped run out the clock and the Broncos were able to hold on for a 35-28 victory.

### OFFICIALS:

**Referee** — Terry McAulay (77); **Umpire** — Scott Dawson (70); **Head Linesman** — Greg Bradley (98); **Line Judge** — Mark Steinkerchner (84); **Side Judge** — Allen Baynes (56); **Field Judge** — Terry Brown (43); **Back Judge** — Lee Dyer (27); **Replay** — Earnie Frantz.

### DENVER BRONCOS

#### OFFENSE

<b>WR</b> 88	D. Thomas
<b>LT</b> 75	C. Clark
<b>LG</b> 68	Z. Beadles
<b>C</b> 66	M. Ramirez
<b>RG</b> 65	L. Vasquez
<b>RT</b> 74	O. Franklin
<b>TE</b> 85	V. Green
<b>WR</b> 87	E. Decker
<b>WR</b> 83	W. Welker
<b>QB</b> 18	P. Manning
<b>RB</b> 27	K. Moreno

#### DEFENSE

<b>LDE</b> 97	M. Jackson
<b>DT</b> 96	M. Unrein
<b>NT</b> 94	T. Knighton
<b>RDE</b> 90	S. Phillips
<b>SLB</b> 58	V. Miller
<b>MLB</b> 52	W. Woodyard
<b>WLB</b> 59	D. Trevathan
<b>LCB</b> 24	C. Bailey
<b>RCB</b> 25	C. Harris Jr.
<b>SS</b> 33	D. Ihenacho
<b>FS</b> 20	M. Adams

**BRONCOS SUBSTITUTIONS:** P 4 B.Colquitt, K 5 M.Prater, WR 11 T.Holliday, WR 12 A.Caldwell, RB 21 R.Hillman, CB 23 Q.Jammer, RB 28 M.Ball, S 29 M.Huff, S 30 D.Bruton, S 31 O.Solden, CB 32 T.Carter, CB 36 K.Webster, LS 46 A.Brewer, LB 51 P.Lenon, LB 53 S.Johnson, LB 56 N.Irving, C 60 S.Vallos, TE 81 J.Dreessen, TE 84 J.Tamme, DE 91 R.Ayers, DT 92 S.Williams, **DID NOT PLAY:** QB 17 B.Oswieiler, T 77 W.Justice, DT 98 S.Fua, **INACTIVE:** QB 2 Z.Dysert, RB 22 C.Anderson, CB 45 D.Rodgers-Cromartie, C 50 J.Walton, G 73 C.Kuper, TE 80 J.Thomas, DE 95 D.Wolfe.

### KANSAS CITY CHIEFS

#### OFFENSE

<b>WR</b> 17	D. Avery
<b>LT</b> 76	B. Albert
<b>LG</b> 71	J. Allen
<b>C</b> 61	R. Hudson
<b>RG</b> 74	G. Schwartz
<b>RT</b> 79	D. Stephenson
<b>TE</b> 80	A. Fasano
<b>WR</b> 82	D. Bowe
<b>QB</b> 11	A. Smith
<b>RB</b> 25	J. Charles
<b>TE</b> 84	S. McGrath

#### DEFENSE

<b>LDE</b> 97	A. Bailey
<b>NT</b> 92	D. Poe
<b>LOLB</b> 51	F. Zombo
<b>RILB</b> 56	D. Johnson
<b>ROLB</b> 91	T. Hali
<b>LCB</b> 24	B. Flowers
<b>RCB</b> 27	S. Smith
<b>CB</b> 31	M. Cooper
<b>S</b> 35	Q. Demps
<b>SS</b> 29	E. Berry
<b>FS</b> 23	K. Lewis

**CHIEFS SUBSTITUTIONS:** P 2 D.Colquitt, K 6 R.Succop, WR 14 C.Hall, WR 15 A.Jenkins, WR 22 D.McCluster, RB 32 C.Gray, RB 34 K.Davis, CB 38 R.Parker, S 39 H.Abdullah, FB 42 A.Sherman, LS 43 T.Gafford, LB 52 J.Johnson, LB 54 D.Moses, LB 55 A.Jordan, DL 70 M.Devito, T 72 E.Fisher, G 73 J.Asamoah, DE 77 M.Catapano, WR 88 J.Hemingway, DE 94 T.Jackson, LB 95 J.Martin, **DID NOT PLAY:** QB 10 C.Daniel, CB 21 D.Robinson, DT 96 J.Howard, **INACTIVE:** QB 9 T.Bray, LB 50 J.Houston, LB 57 N.Johnson, C 64 E.Kush, OL 69 R.Watkins, G 75 R.Johnson, DT 99 K.Love.

		1	2	3	4	OT	TOTAL	FIELD GOALS (made ( ) missed)	
<b>VISITOR</b>	Denver Broncos	0	14	14	7	0	35		
<b>HOME</b>	Kansas City Chiefs	7	14	0	7	0	28		
Team	Qtr	Clock Time	PLAY DESCRIPTION (Extra Point) (Drive Info)						SCORE Visitor Home
CHIEFS	1	2:41	J. Hemingway 17 yd. pass from A. Smith (R. Succop kick) (7-83, 4:10)						0 7
BRONCOS	2	14:53	E. Decker 41 yd. pass from P. Manning (M. Prater kick) (6-79, 2:48)						7 7
CHIEFS	2	14:40	K. Davis 108 yd. kickoff return (R. Succop kick) (0-0, 0:13)						7 14
CHIEFS	2	10:57	A. Fasano 12 yd. pass from A. Smith (R. Succop kick) (5-22, 2:12)						7 21
BRONCOS	2	4:16	K. Moreno 3 yd. pass from P. Manning (M. Prater kick) (9-70, 3:18)						14 21
BRONCOS	3	11:51	E. Decker 37 yd. pass from P. Manning (M. Prater kick) (7-80, 3:09)						21 21
BRONCOS	3	6:48	E. Decker 15 yd. pass from P. Manning (M. Prater kick) (5-92, 2:08)						28 21
BRONCOS	4	14:16	E. Decker 1 yd. pass from P. Manning (M. Prater kick) (10-95, 5:45)						35 21
CHIEFS	4	6:32	J. Charles 1 yd. run (R. Succop kick) (17-80, 7:44)						35 28

### FINAL INDIVIDUAL STATISTICS

Denver Broncos												Kansas City Chiefs														
RUSHING	ATT	YDS	AVG	LG	TD	RUSHING	ATT	YDS	AVG	LG	TD	RUSHING	ATT	YDS	AVG	LG	TD	RUSHING	ATT	YDS	AVG	LG	TD			
M. Ball	13	117	9.0	45	0	J. Charles	19	93	4.9	15	1	A. Smith	4	46	11.5	26	0	D. McCluster	1	0	0.0	0	0			
K. Moreno	15	18	1.2	13	0	K. Davis	1	20	20.0	20	0	D. McCluster	1	0	0.0	0	0	D. McCluster	1	0	0.0	0	0			
P. Manning	3	-3	-1.0	-1	0																					
TOTAL	31	132	4.3	45	0	TOTAL	25	159	6.4	26	1	TOTAL	25	159	6.4	26	1	TOTAL	25	159	6.4	26	1			
PASSING	ATT	CMP	YDS	TKD/YD	TD	LG	IN	Rtg.	PASSING	ATT	CMP	YDS	TKD/YD	TD	LG	IN	Rtg.	PASSING	ATT	CMP	YDS	TKD/YD	TD	LG	IN	Rtg.
P. Manning	35	22	403	0/0	5	77	2	118.2	A. Smith	42	26	293	0/0	2	28	1	88.7	A. Smith	42	26	293	0/0	2	28	1	88.7
TOTAL	35	22	403	0/0	5	77	2	118.2	TOTAL	42	26	293	0/0	2	28	1	88.7	TOTAL	42	26	293	0/0	2	28	1	88.7
PASS RECEIVING	NO	YDS	AVG	LG	TD	PASS RECEIVING	NO	YDS	AVG	LG	TD	PASS RECEIVING	NO	YDS	AVG	LG	TD	PASS RECEIVING	NO	YDS	AVG	LG	TD			
E. Decker	8	174	21.8	42	4	D. McCluster	5	43	8.6	28	0	D. McCluster	5	43	8.6	28	0	D. McCluster	5	43	8.6	28	0			
K. Moreno	4	72	18.0	34	1	D. Bowe	3	56	18.7	24	0	D. Bowe	3	56	18.7	24	0	D. Bowe	3	56	18.7	24	0			
D. Thomas	3	106	35.3	77	0	J. Hemingway	3	42	14.0	17	1	J. Hemingway	3	42	14.0	17	1	J. Hemingway	3	42	14.0	17	1			
W. Welker	3	38	12.7	20	0	A. Jenkins	3	35	11.7	26	0	A. Jenkins	3	35	11.7	26	0	A. Jenkins	3	35	11.7	26	0			
M. Ball	1	4	4.0	4	0	A. Fasano	3	28	9.3	12	1	A. Fasano	3	28	9.3	12	1	A. Fasano	3	28	9.3	12	1			
A. Caldwell	1	4	4.0	4	0	J. Charles	2	27	13.5	16	0	J. Charles	2	27	13.5	16	0	J. Charles	2	27	13.5	16	0			
J. Tammie	1	3	3.0	3	0	K. Davis	2	18	9.0	13	0	K. Davis	2	18	9.0	13	0	K. Davis	2	18	9.0	13	0			
V. Green	1	2	2.0	2	0	D. Avery	2	17	8.5	16	0	D. Avery	2	17	8.5	16	0	D. Avery	2	17	8.5	16	0			
						S. McGrath	1	11	11.0	11	0	S. McGrath	1	11	11.0	11	0	S. McGrath	1	11	11.0	11	0			
						A. Sherman	1	8	8.0	8	0	A. Sherman	1	8	8.0	8	0	A. Sherman	1	8	8.0	8	0			
						C. Gray	1	8	8.0	8	0	C. Gray	1	8	8.0	8	0	C. Gray	1	8	8.0	8	0			
TOTAL		22	403	18.3	77	5	TOTAL	26	293	11.3	28	2	TOTAL	26	293	11.3	28	2	TOTAL	26	293	11.3	28	2		
INTERCEPTIONS	NO	YDS	AVG	LG	TD	INTERCEPTIONS	NO	YDS	AVG	LG	TD	INTERCEPTIONS	NO	YDS	AVG	LG	TD	INTERCEPTIONS	NO	YDS	AVG	LG	TD			
W. Woodyard	1	0	0.0	0	0	M. Cooper	1	20	20.0	20	0	M. Cooper	1	20	20.0	20	0	M. Cooper	1	20	20.0	20	0			
						Q. Demps	1	0	0.0	0	0	Q. Demps	1	0	0.0	0	0	Q. Demps	1	0	0.0	0	0			
TOTAL	1	0	0.0	0	0	TOTAL	2	20	10.0	20	0	TOTAL	2	20	10.0	20	0	TOTAL	2	20	10.0	20	0			
PUNTING	NO	YDS	AVG	NET	TB	IN20	LG	PUNTING	NO	YDS	AVG	NET	TB	IN20	LG	PUNTING	NO	YDS	AVG	NET	TB	IN20	LG			
B. Colquitt	3	132	44.0	44.0	0	2	53	D. Colquitt	5	229	45.8	44.8	0	3	58	D. Colquitt	5	229	45.8	44.8	0	3	58			
TOTAL	3	132	44.0	44.0	0	2	53	TOTAL	5	229	45.8	44.8	0	3	58	TOTAL	5	229	45.8	44.8	0	3	58			
PUNT RETURNS	NO	YDS	AVG	FC	LG	TD	PUNT RETURNS	NO	YDS	AVG	FC	LG	TD	PUNT RETURNS	NO	YDS	AVG	FC	LG	TD						
W. Welker	3	5	1.7	1	5	0	D. McCluster	1	0	0.0	1	0	0	D. McCluster	1	0	0.0	1	0	0						
[DOWNED]	1	0	0.0	0	0	0	[DOWNED]	1	0	0.0	0	0	0	[DOWNED]	1	0	0.0	0	0	0						
RETURNS	3	5	1.7	1	5	0	RETURNS	1	0	0.0	1	0	0	RETURNS	1	0	0.0	1	0	0						
KICKOFF RETURNS	NO	YDS	AVG	FC	LG	TD	KICKOFF RETURNS	NO	YDS	AVG	FC	LG	TD	KICKOFF RETURNS	NO	YDS	AVG	FC	LG	TD						
A. Caldwell	3	59	19.7	0	24	0	K. Davis	2	130	65.0	0	108	1	K. Davis	2	130	65.0	0	108	1						
T. Holliday	1	22	22.0	0	22	0	Q. Demps	1	31	31.0	0	31	0	Q. Demps	1	31	31.0	0	31	0						
[TOUCHBACK]	1	0	0.0	0	0	0	[TOUCHBACK]	3	0	0.0	0	0	0	[TOUCHBACK]	3	0	0.0	0	0	0						
RETURNS	4	81	20.3	0	24	0	RETURNS	3	161	53.7	0	108	1	RETURNS	3	161	53.7	0	108	1						
Denver Broncos	Fumbles	Fum	Lost	Own	Rec.	Yds	TD	FF	Rec.	Yds	TD	Bnds	Kansas City Chiefs	Fumbles	Fum	Lost	Own	Rec.	Yds	TD	Bnds					
M. Jackson	0	0	0	0	0	0	0	1	0	0	0	0	J. Charles	1	0	0	1	0	0	0	0					
													A. Fasano	0	0	1	0	0	0	0	0					
TOTAL	0	0	0	0	0	0	1	0	0	0	0	0	TOTAL	1	0	1	0	0	0	0	0					

### FINAL TEAM STATISTICS

	BRONCOS		CHIEFS			BRONCOS		CHIEFS	
TOTAL FIRST DOWNS	25	27	FGs - PATs Had Blocked		0-0	0-0			
By Rushing	6	11	Net Punting Average		44.0	44.8			
By Passing	17	12	TOTAL RETURN YARDAGE (Not Including Kickoffs)		5	20			
By Penalty	2	4	No. and Yards Punt Returns		3-5	1-0			
THIRD DOWN EFFICIENCY	8-14-57%	5-13-38%	No. and Yards Kickoff Returns		4-81	3-161			
FOURTH DOWN EFFICIENCY	0-0-0%	1-2-50%	No. and Yards Interception Returns		1-0	2-20			
TOTAL NET YARDS	535	452	PENALTIES Number and Yards		10-75	9-102			
Total Offensive Plays (inc. times thrown passing)	66	67	FUMBLES Number and Lost		0-0	1-0			
Average gain per offensive play	8.1	6.7	TOUCHDOWNS		5	4			
NET YARDS RUSHING	132	159	Rushing		0	1			
Total Rushing Plays	31	25	Passing		5	2			
Average gain per rushing play	4.3	6.4	Kickoff Returns		0	1			
Tackles for a loss-number and yards	4-11	1-1	EXTRA POINTS Made-Attempts		5-5	4-4			
NET YARDS PASSING	403	293	Kicking Made-Attempts		5-5	4-4			
Times thrown - yards lost attempting to pass	0-0	0-0	FIELD GOALS Made-Attempts		0-0	0-0			
Gross yards passing	403	293	RED ZONE EFFICIENCY		3-3-100%	3-5-60%			
PASS ATTEMPTS-COMPLETIONS-HAD INTERCEPTED	35-22-2	42-26-1	GOAL TO GO EFFICIENCY		2-2-100%	2-3-67%			
Avg gain per pass play (inc.# thrown passing)	11.5	7.0	SAFETIES		0	0			
KICKOFFS Number-In End Zone-Touchbacks	6-6-3	5-2-1	FINAL SCORE		35	28			
PUNTS Number and Average	3-44-0	5-45-8	TIME OF POSSESSION		28:04	31:56			
Had Blocked	0	0							

### BRONCOS DEFENSIVE STATISTICS

(Press Box Totals)																	
PLAYER	UT	A	TT	S-YDS	I-YDS	PD	FF	FR	PLAYER	UT	A	TT	S-YDS	I-YDS	PD	FF	FR
C. Harris Jr.	6	0	6	0-0	0-0	3	0	0	T. Knighton	2	0	2	0-0	0-0	0	0	0
M. Adams	6	0	6	0-0	0-0	1	0	0	V. Miller	2	0	2	0-0	0-0	0	0	0
W. Woodyard	5	0	5	0-0	1-0	1	0	0	Q. Jammer	1	0	1	0-0	0-0	0	0	0
D. Bruton	5	0	5	0-0	0-0	0	0	0	S. Williams	1	0	1	0-0	0-0	0	0	0
C. Bailey	4	0	4	0-0	0-0	0	0	0	R. Ayers	1	0	1	0-0	0-0	0	0	0
D. Trevathan	4	0	4	0-0	0-0	0	0	0	S. Phillips	1	0	1	0-0	0-0	0	0	0
M. Unrein	3	0	3	0-0	0-0	0	0	0	D. Ithenacho	1	0	1	0-0	0-0	0	0	0
K. Webster	3	0	3	0-0	0-0	0	0	0	<b>TEAM TOTALS</b>	<b>47</b>	<b>0</b>	<b>47</b>	<b>0-0</b>	<b>1-0</b>	<b>5</b>	<b>1</b>	<b>0</b>
M. Jackson	2	0	2	0-0	0-0	0	1	0									



# Denver 51, Tennessee 28

Sunday, Dec. 8, 2013 • 2:05 p.m. MST • Sports Authority Field at Mile High • Denver

WEATHER: Mostly Sunny, 18°, Wind NE 5 mph • TIME: 3:17 • ATTENDANCE: 76,554

The Denver Broncos, helped by several individual record-setting performances, clinched a playoff berth with their 51-28 win against the Tennessee Titans in frigid 18-degree weather.

Tennessee got off to an early lead as quarterback Ryan Fitzpatrick connected on a 57-yard pass to rookie wide receiver Justin Hunter on the game's opening series to set up a 1-yard touchdown run by running back Shonn Greene.

Denver was able to score on their first drive as well as quarterback Peyton Manning (39-of-59 passing for 397 yds., 4 TDs, 0 INT) threw a one-yard touchdown pass to wide receiver Wes Welker.

Running back Leon Washington returned the ensuing kickoff 95 yards to Denver's 3-yard line to set up a touchdown carry by running back Chris Johnson to give Tennessee the lead.

Matt Prater converted a 25-yard field goal at the end of the first quarter to bring the score to 14-10 before the Titans' Greene added his second rushing touchdown of the game on a 28-yard run.

Manning led the Broncos on a 10-play, 81-yard scoring drive as he completed 7-of-8 passes for 66 yards and an 8-yard touchdown pass to Julius Thomas with 1:50 left in the first half.

Denver's defense forced a quick three-and-out that gave the Broncos the ball with 0:52 left in the second quarter.

The Broncos were able to move the ball 39 yards on 8 plays and kicker Matt Prater connected on an NFL-record 64-yard field goal to bring the home team within one point, 21-20, entering halftime.

Manning threw his third touchdown of the game to Demaryius Thomas on the opening possession of the third quarter to give Denver their first lead of the game at 27-21.

Defensive tackle Terrance Knighton recorded his second-career interception on Tennessee's next series, which led to a one-yard touchdown carry by Moreno.

Tennessee was able to score on a 41-yard pass from Fitzpatrick to Hunter to narrow the deficit to six points at 34-28.

The Broncos offense was able to score 17 unanswered points in the last frame as Prater made his third field goal of the game on a 19-yard attempt and Decker (8 rec. for 117 yds., 1 TD) and rookie running back Montee Ball added touchdowns for Denver to cement the 51-28 win.

The 51 points scored marked the first time since the 1970 NFL merger a team topped 50 points three times in a season.

In the win, Manning set a team record for completions (39), and the six different players scoring touchdowns helped the Broncos become the first team in NFL history with four players recording double-digit touchdowns in a season.

Denver won the turnover battle for just the third time on the year as linebacker Von Miller forced both Broncos takeaways (PD, FF).

## OFFICIALS:

**Referee** — Scott Green (19); **Umpire** — Bruce Stritesky (102); **Head Linesman** — Tom Stabile (24); **Line Judge** — Mike Spanier (90); **Side Judge** — Larry Rose (128); **Field Judge** — Boris Cheek (41); **Back Judge** — Scott Helverson (93); **Replay** — Mark Burns.

## DENVER BRONCOS

### OFFENSE

**WR** 88 D. Thomas  
**LT** 75 C. Clark  
**LG** 68 Z. Beadles  
**C** 66 M. Ramirez  
**RG** 65 L. Vasquez  
**RT** 74 O. Franklin  
**TE** 80 J. Thomas  
**WR** 87 E. Decker  
**WR** 83 W. Welker  
**QB** 18 P. Manning  
**RB** 27 K. Moreno

### DEFENSE

**LDE** 97 M. Jackson  
**DT** 92 S. Williams  
**NT** 94 T. Knighton  
**RDE** 90 S. Phillips  
**SLB** 58 V. Miller  
**MLB** 51 P. Lenon  
**WLB** 59 D. Trevathan  
**LCB** 25 C. Harris Jr.  
**RCB** 36 K. Webster  
**SS** 33 D. Ihenacho  
**FS** 20 M. Adams

**BRONCOS SUBSTITUTIONS:** P 4 B.Colquitt, K 5 M.Prater, WR 12 A.Caldwell, RB 22 C.Anderson, CB 23 Q.Jammer, RB 28 M.Ball, S 30 D.Bruton, S 31 O.Golden, CB 32 T.Carter, CB 45 D.Rodgers-Cromartie, LS 46 A.Brewer, LB 52 W.Woodyard, LB 53 S.Johnson, LB 56 N.Irving, C 60 S.Vallos, T 77 W.Justice, TE 81 J.Dreessen, TE 84 J.Famme, TE 85 V.Green, DE 91 R.Ayers, DT 96 M.Unrein, DT 98 S.Fua, **DID NOT PLAY:** QB 17 B.Oswieiler, S 29 M.Huff, **INACTIVE:** QB 2 Z.Dysert, WR 11 T.Holliday, RB 21 R.Hillman, CB 24 C.Bailey, C 50 J.Walton, G 73 C.Kuper, DE 95 D.Wolfe.

## TENNESSEE TITANS

### OFFENSE

**WR** 85 N. Washington  
**TE** 80 V. Shiancoe  
**LT** 71 M. Roos  
**LG** 67 A. Levitre  
**C** 62 B. Schwenke  
**RG** 70 C. Warmack  
**RT** 76 D. Stewart  
**TE** 84 T. Thompson  
**WR** 13 K. Wright  
**QB** 4 R. Fitzpatrick  
**RB** 28 C. Johnson

### DEFENSE

**DE** 91 D. Morgan  
**DT** 94 S. Hill  
**DT** 99 J. Casey  
**DE** 97 K. Klug  
**CB** 24 C. Sensabaugh  
**MLB** 53 M. Fokou  
**WLB** 50 Z. Gooden  
**CB** 30 J. McCourty  
**CB** 20 A. Verner  
**SS** 31 B. Pollard  
**FS** 33 M. Griffin

**TITANS SUBSTITUTIONS:** K 2 R.Bironas, P 6 B.Kern, WR 14 M.Preston, WR 15 J.Hunter, S 21 G.Wilson, RB 22 J.Battle, RB 23 S.Greene, RB 26 L.Washington, CB 29 B.Wreh-Wilson, S 39 D.Stafford, FB 45 Q.Johnson, LS 48 B.Brinkley, LB 52 C.McCarthy, LB 55 Z.Brown, LB 56 A.Ayers, LB 57 P.Bailey, G/C 60 C.Spencer, T 66 M.Otto, TE 88 C.Stevens, DT 90 A.Johnson, DE 92 R.Pitoutua, DT 93 M.Martin, DE 95 K.Wimbly, **DID NOT PLAY:** QB 11 R.Smith, **INACTIVE:** QB 8 J.Skelton, WR 17 D.Williams, WR 18 K.Britt, DB 32 M.Pellerin, T 68 B.Stingily, TE 82 D.Walker, DE 98 L.Edwards.

		1	2	3	4	OT	TOTAL	FIELD GOALS (made / missed)
<b>VISITOR</b>	Tennessee Titans	14	7	7	0	0	28	
<b>HOME</b>	Denver Broncos	10	10	14	17	0	51	M. Prater (25) (64) (19)

Team	Qtr	Clock Time	PLAY DESCRIPTION (Extra Point) (Drive Info)	SCORE Visitor Home
TITANS	1	12:37	S. Greene 1 yd. run (R. Bironas kick) (5-73, 2:23)	7 0
BRONCOS	1	7:28	W. Welker 1 yd. pass from P. Manning (M. Prater kick) (13-74, 5:09)	7 7
TITANS	1	7:01	C. Johnson 3 yd. run (R. Bironas kick) (1-3, 0:27)	14 7
BRONCOS	1	0:25	M. Prater 25 yd. Field Goal (9-51, 2:24)	14 10
TITANS	2	6:58	S. Greene 28 yd. run (R. Bironas kick) (8-89, 3:38)	21 10
BRONCOS	2	1:50	J. Thomas 8 yd. pass from P. Manning (M. Prater kick) (10-81, 5:08)	21 17
BRONCOS	2	0:00	M. Prater 64 yd. Field Goal (8-39, 0:52)	21 20
BRONCOS	3	11:52	D. Thomas 4 yd. pass from P. Manning (M. Prater kick) (6-80, 3:08)	21 27
BRONCOS	3	7:34	K. Moreno 1 yd. run (M. Prater kick) (8-43, 2:56)	21 34
TITANS	3	4:50	J. Hunter 41 yd. pass from R. Fitzpatrick (R. Bironas kick) (6-80, 2:44)	28 34
BRONCOS	4	13:15	M. Prater 19 yd. Field Goal (13-79, 6:35)	28 37
BRONCOS	4	9:12	E. Decker 20 yd. pass from P. Manning (M. Prater kick) (3-32, 0:35)	28 44
BRONCOS	4	3:07	M. Ball 5 yd. run (M. Prater kick) (10-49, 5:06)	28 51

### FINAL INDIVIDUAL STATISTICS

Tennessee Titans										Denver Broncos									
RUSHING	ATT	YDS	AVG	LG	TD					RUSHING	ATT	YDS	AVG	LG	TD				
C. Johnson	12	46	3.8	18	1					K. Moreno	14	78	5.6	25	1				
S. Greene	9	46	5.1	28	2					M. Ball	15	77	5.1	15	1				
R. Fitzpatrick	1	4	4.0	4	0					P. Manning	3	-1	-0.3	0	0				
<b>TOTAL</b>	<b>22</b>	<b>96</b>	<b>4.4</b>	<b>28</b>	<b>3</b>					<b>TOTAL</b>	<b>32</b>	<b>154</b>	<b>4.8</b>	<b>25</b>	<b>2</b>				
TKD/										TKD/									
PASSING	ATT	CMP	YDS	YD	TD	LG	IN	Rtg.		PASSING	ATT	CMP	YDS	YD	TD	LG	IN	Rtg.	
R. Fitzpatrick	24	13	172	2/14	1	57	1	73.6		P. Manning	59	39	397	0/0	4	38	0	107.8	
<b>TOTAL</b>	<b>24</b>	<b>13</b>	<b>172</b>	<b>2/14</b>	<b>1</b>	<b>57</b>	<b>1</b>	<b>73.6</b>		<b>TOTAL</b>	<b>59</b>	<b>39</b>	<b>397</b>	<b>0/0</b>	<b>4</b>	<b>38</b>	<b>0</b>	<b>107.8</b>	
PASS RECEIVING	NO	YDS	AVG	LG	TD					PASS RECEIVING	NO	YDS	AVG	LG	TD				
J. Hunter	4	114	28.5	57	1					E. Decker	8	117	14.6	24	1				
N. Washington	2	24	12.0	16	0					D. Thomas	7	88	12.6	38	1				
K. Wright	2	17	8.5	13	0					K. Moreno	6	31	5.2	13	0				
C. Johnson	2	9	4.5	23	0					W. Welker	5	61	12.2	30	1				
V. Shiancoe	2	2	1.0	3	0					J. Thomas	5	35	7.0	12	1				
M. Preston	1	6	6.0	6	0					J. Tammie	4	47	11.8	15	0				
										M. Ball	3	10	3.3	11	0				
										J. Dreesen	1	8	8.0	8	0				
<b>TOTAL</b>	<b>13</b>	<b>172</b>	<b>13.2</b>	<b>57</b>	<b>1</b>					<b>TOTAL</b>	<b>39</b>	<b>397</b>	<b>10.2</b>	<b>38</b>	<b>4</b>				
INTERCEPTIONS	NO	YDS	AVG	LG	TD					INTERCEPTIONS	NO	YDS	AVG	LG	TD				
										T. Knighton	1	2	2.0	2	0				
<b>TOTAL</b>	<b>0</b>	<b>0</b>	<b>0.0</b>	<b>—</b>	<b>0</b>					<b>TOTAL</b>	<b>1</b>	<b>2</b>	<b>2.0</b>	<b>2</b>	<b>0</b>				
PUNTING	NO	YDS	AVG	NET	TB	IN20	LG			PUNTING	NO	YDS	AVG	NET	TB	IN20	LG		
B. Kern	4	201	50.3	43.5	0	0	62			B. Colquitt	2	65	32.5	32.5	0	2	36		
<b>TOTAL</b>	<b>4</b>	<b>201</b>	<b>50.3</b>	<b>43.5</b>	<b>0</b>	<b>0</b>	<b>62</b>			<b>TOTAL</b>	<b>2</b>	<b>65</b>	<b>32.5</b>	<b>32.5</b>	<b>0</b>	<b>2</b>	<b>36</b>		
PUNT RETURNS	NO	YDS	AVG	FC	LG	TD				PUNT RETURNS	NO	YDS	AVG	FC	LG	TD			
L. Washington	0	0	0.0	2	0	0				W. Welker	3	25	8.3	0	10	0			
										E. Decker	1	2	2.0	0	2	0			
<b>RETURNS</b>	<b>0</b>	<b>0</b>	<b>0.0</b>	<b>2</b>	<b>0</b>	<b>0</b>				<b>RETURNS</b>	<b>4</b>	<b>27</b>	<b>6.8</b>	<b>0</b>	<b>10</b>	<b>0</b>			
KICKOFF RETURNS	NO	YDS	AVG	FC	LG	TD				KICKOFF RETURNS	NO	YDS	AVG	FC	LG	TD			
L. Washington	5	209	41.8	0	95	0				A. Caldwell	3	82	27.3	0	34	0			
[TOUCHBACK]	4	0	0.0	0	0	0				O. Bolden	2	44	22.0	0	25	0			
<b>RETURNS</b>	<b>5</b>	<b>209</b>	<b>41.8</b>	<b>0</b>	<b>95</b>	<b>0</b>				<b>RETURNS</b>	<b>5</b>	<b>126</b>	<b>25.2</b>	<b>0</b>	<b>34</b>	<b>0</b>			
Tennessee Titans	Own									Denver Broncos	Own								
FUMBLES	Fum	Lost	Rec.	Yds	TD	FF	Rec.	Yds	TD	Fumbles	Fum	Lost	Rec.	Yds	TD	FF	Rec.	Yds	TD
C. Johnson	1	1	0	0	0	0	0	0	0	V. Miller	0	0	0	0	0	0	0	0	0
										M. Adams	0	0	0	0	0	0	1	0	0
<b>TOTAL</b>	<b>1</b>	<b>1</b>	<b>0</b>	<b>0</b>	<b>0</b>	<b>0</b>	<b>0</b>	<b>0</b>	<b>0</b>	<b>TOTAL</b>	<b>0</b>	<b>0</b>	<b>0</b>	<b>0</b>	<b>0</b>	<b>1</b>	<b>1</b>	<b>0</b>	<b>0</b>

### FINAL TEAM STATISTICS

	TITANS	BRONCOS		TITANS	BRONCOS
TOTAL FIRST DOWNS	15	39	FGs - PATs Had Blocked	0-0	0-0
By Rushing	8	9	Net Punting Average	43.5	32.5
By Passing	6	25	TOTAL RETURN YARDAGE (Not Including Kickoffs)	0	29
By Penalty	1	5	No. and Yards Punt Returns	0-0	4-27
THIRD DOWN EFFICIENCY	2-9-22%	5-13-38%	No. and Yards Kickoff Returns	5-209	5-126
FOURTH DOWN EFFICIENCY	2-3-67%	3-3-100%	No. and Yards Interception Returns	0-0	1-2
TOTAL NET YARDS	254	551	PENALTIES Number and Yards	8-66	7-60
Total Offensive Plays (inc. times thrown passing)	48	91	FUMBLES Number and Lost	1-1	0-0
Average gain per offensive play	5.3	6.1	TOUCHDOWNS	4	6
NET YARDS RUSHING	96	154	Rushing	3	2
Total Rushing Plays	22	32	Passing	1	4
Average gain per rushing play	4.4	4.8	EXTRA POINTS Made-Attempts	4-4	6-6
Tackles for a loss-number and yards	2-12	2-4	Kicking Made-Attempts	4-4	4-4
NET YARDS PASSING	158	397	FIELD GOALS Made-Attempts	0-0	3-3
Times thrown - yards lost attempting to pass	2-14	0-0	RED ZONE EFFICIENCY	2-2-100%	5-7-71%
Gross yards passing	172	397	GOAL TO GO EFFICIENCY	2-2-100%	5-7-71%
PASS ATTEMPTS-COMPLETIONS-HAD INTERCEPTED	24-13-1	59-39-0	SAFETIES	0	0
Avg gain per pass play (inc. # thrown passing)	6.1	6.7	FINAL SCORE	28	51
KICKOFFS Number-In End Zone-Touchbacks	5-5-0	9-8-4	TIME OF POSSESSION	20:40	39:20
PUNTS Number and Average	4-50.3	2-32.5			
Had Blocked	0	0			

### BRONCOS DEFENSIVE STATISTICS

(Press Box Totals)																
PLAYER	UT	A	TT	S-YDS	I-YDS	PD	FF	FR	PLAYER	UT	A	TT	S-YDS	I-YDS	PD	FR
D. Trevathan	4	2	6	0-0	0-0	1	0	0	R. Ayers	1	0	1	0-0	0-0	0	0
M. Adams	4	1	5	0-0	0-0	0	0	1	D. Bruton	1	0	1	0-0	0-0	0	0
M. Jackson	4	0	4	1-7	0-0	0	0	0	D. Ithenacho	1	0	1	0-0	0-0	0	0
K. Webster	3	1	4	0-0	0-0	1	0	0	D. Rodgers-Cromartie	1	0	1	0-0	0-0	0	0
O. Bolden	3	1	4	0-0	0-0	0	0	0	C. Harris Jr.	1	0	1	0-0	0-0	0	0
V. Miller	3	0	3	1-7	0-0	1	1	0	S. Fua	0	1	1	0-0	0-0	0	0
P. Lenon	2	1	3	0-0	0-0	0	0	0	T. Knighton	0	0	0	0-0	1-2	1	0
W. Woodyard	1	1	2	0-0	0-0	0	0	0	<b>TEAM TOTALS</b>	<b>29</b>	<b>8</b>	<b>37</b>	<b>2-14</b>	<b>1-2</b>	<b>4</b>	<b>1</b>





# San Diego 27, Denver 20

Thursday, Dec. 12, 2013 • 6:29 p.m. MST • Sports Authority Field at Mile High • Denver

WEATHER: Mostly Clear, 37°, Wind E 2 mph • TIME: 2:58 • ATTENDANCE: 76,497

The Denver Broncos had their 10-game divisional win streak snapped and lost their first home game of the season with a 27-20 defeat at the hands of the San Diego Chargers in front of 76,497 fans at Sports Authority Field at Mile High.

Denver started quickly by scoring on its opening series—a 15-yard touchdown pass from quarterback Peyton Manning to wide receiver Andre Caldwell.

The Chargers were also able to score on their first possession, executing an 11-play, 60-yard drive that resulted in a 38-yard field goal by kicker Nick Novak.

The Broncos were able to register points on their second series as Manning completed 3-of-4 passes for 53 yards and kicker Matt Prater made a 32-yard field goal.

The Chargers took the lead in the second quarter as they scored 14-unanswered points while holding the Broncos offense to -1 yards of total offense and three punts.

Quarterback Philip Rivers (12-of-20 passing for 166 yds., 2 TDs, 0 INT) completed touchdown passes of 19 and 10 yards to rookie wide receiver Keenan Allen to give San Diego a 17-10 lead entering the half.

Denver recorded its worst first half offensive output of the season as they accumulated only 121 net yards of total offense (15 yds. rushing/106 yds. passing).

The second half was much of the same for San Diego as running back Ryan Mathews (29 carries for 127 yds., 1 TD) scored on a 23-yard run on the Chargers' first possession of the third quarter.

San Diego controlled the time of possession for much of the third frame holding the ball for 12:14 compared to Denver's 2:46.

Manning led the Broncos on a 12 play, 89-yard touchdown drive at the beginning of the fourth quarter. On the series, Manning completed 8-of-9 passes to five different receivers for 86 yards. Caldwell (6 rec. for 59 yards, 2 TDs) recorded his second touchdown of the game on a 5-yard reception to bring the score to 24-17 with 10:25 left in the fourth quarter.

Denver was able to force San Diego to punt on the ensuing series and gave Manning and the offense the ball back with 5:50 left. The Broncos executed first downs on two consecutive plays, but on the third play of the series, Manning was hit while attempting a pass and outside linebacker Thomas Keiser intercepted the ball and returned it to the Denver 33-yard line.

The Chargers were able to drain time off the clock with running plays before Novak connected on a 35-yard field goal to extend the lead to 27-17 with 2:36 left in the final frame.

Prater made a 42-yard field goal with 0:29 left to cut the deficit to 27-20. Denver attempted an onside kick to extend the game, but San Diego knocked the ball out of bounds to preserve the win.

## OFFICIALS:

**Referee** — Bill Vinovich (52); **Umpire** — Paul King (121); **Head Linesman** — Jim Mello (48); **Line Judge** — Julian Mapp (10); **Side Judge** — Jimmy DeBell (58); **Field Judge** — Steve Zimmer (33); **Back Judge** — Jim Quirk (63); **Replay** — Bill Spyskma.

## DENVER BRONCOS

### OFFENSE

**WR** 88 D. Thomas  
**LT** 75 C. Clark  
**LG** 68 Z. Beadles  
**C** 66 M. Ramirez  
**RG** 65 L. Vasquez  
**RT** 74 O. Franklin  
**TE** 80 J. Thomas  
**WR** 87 E. Decker  
**TE** 85 V. Green  
**QB** 18 P. Manning  
**RB** 27 K. Moreno

### DEFENSE

**LDE** 97 M. Jackson  
**DT** 92 S. Williams  
**NT** 94 T. Knighton  
**RDE** 90 S. Phillips  
**SLB** 58 V. Miller  
**MLB** 51 P. Lenon  
**WLB** 59 D. Trevathan  
**LCB** 25 C. Harris Jr.  
**RCB** 45 D. Rodgers-Cromartie  
**SS** 31 O. Bolden  
**FS** 20 M. Adams

**BRONCOS SUBSTITUTIONS:** P 4 B.Colquitt, K 5 M.Prater, WR 11 T.Holliday, WR 12 A.Caldwell, CB 23 Q.Jammer, RB 28 M.Ball, S 30 D.Bruton, CB 32 T.Carter, S 33 D.Ihenacho, CB 36 K.Webster, LS 46 A.Brewer, LB 52 W.Woodward, LB 53 S.Johnson, LB 56 N.Irving, C 60 S.Vallos, T 77 W.Justice, TE 81 J.Dreesen, TE 84 J.Tamme, DE 91 R.Ayers, DT 96 M.Unrein, DT 98 S.Fua. **DID NOT PLAY:** QB 17 B.Osweller, RB 21 R.Hillman, S 29 M.Huff. **INACTIVE:** QB 2 Z.Dysett, RB 22 C.Anderson, CB 24 C.Bailey, C 50 J.Walton, G 73 C.Kuper, WR 83 W.Welker, DE 95 D.Wolfe.

## SAN DIEGO CHARGERS

### OFFENSE

**TE** 89 L. Green  
**WR** 13 K. Allen  
**LT** 77 K. Dunlap  
**LG** 78 C. Rinehart  
**C** 61 N. Hardwick  
**RG** 66 J. Clary  
**RT** 76 D. Fluker  
**TE** 85 A. Gates  
**WR** 86 V. Brown  
**QB** 17 P. Rivers  
**RB** 24 R. Mathews

### DEFENSE

**RE** 94 C. Liuget  
**DT** 98 S. Lissimore  
**LE** 91 K. Reyes  
**OLB** 90 T. Keiser  
**ILB** 50 M. Te'o  
**OLB** 52 R. Walker  
**LCB** 31 R. Marshall  
**RCB** 29 S. Wright  
**SS** 38 M. Gilchrist  
**FS** 37 J. Adae  
**FS** 32 E. Weddle

**CHARGERS SUBSTITUTIONS:** P 5 M.Scifres, K 9 N.Novak, WR-KR 11 E.Royal, WR 16 S.Ajirotutu, CB 20 C.Butler, CB 22 D.Cox, RB 23 R.Brown, S 25 D.Stuckey, FB 33 L.McClain, RB 39 D.Woodhead, LS 47 M.Windt, OLB 54 M.Ingram, LB 56 D.Butler, OLB 58 T.Williams, ILB 59 A.Gachkar, G 63 J.Foutman, T 69 W.Smith, DE 71 L.Guy, C 74 R.Ohrnberger, TE 83 J.Phillips, DT 92 C.Thomas, OLB 96 J.Johnson, ILB 97 B.Bird. **DID NOT PLAY:** QB 6 C.Whitehurst, **INACTIVE:** QB 4 B.Sorensen, WR-KR 10 L.Hawkins, CB 26 J.Patrick, SS 28 B.Taylor, G-T 70 S.Schilling, T 72 K.Wiggins, DT 95 K.Geathers.

		1	2	3	4	OT	TOTAL	FIELD GOALS (made ( ) missed)
<b>VISITOR</b>	San Diego Chargers	3	14	7	3	0	27	N. Novak (38) (35)
<b>HOME</b>	Denver Broncos	10	0	0	10	0	20	M. Prater (32) (42)
Team	Qtr	Clock Time	PLAY DESCRIPTION (Extra Point) (Drive Info)				SCORE Visitor Home	
BRONCOS	1	11:51	A. Caldwell 15 yd. pass from P. Manning (M. Prater kick) (7-67, 3:09)				0	7
CHARGERS	1	5:15	N. Novak 38 yd. Field Goal (11-60, 6:36)				3	7
BRONCOS	1	1:22	M. Prater 32 yd. Field Goal (9-60, 3:53)				3	10
CHARGERS	2	9:46	K. Allen 19 yd. pass from P. Rivers (N. Novak kick) (13-80, 6:36)				10	10
CHARGERS	2	1:05	K. Allen 10 yd. pass from P. Rivers (N. Novak kick) (7-43, 3:26)				17	10
CHARGERS	3	11:06	R. Mathews 23 yd. run (N. Novak kick) (8-80, 3:54)				24	10
BRONCOS	4	10:25	A. Caldwell 5 yd. pass from P. Manning (M. Prater kick) (12-89, 6:07)				24	17
CHARGERS	4	2:36	N. Novak 35 yd. Field Goal (6-16, 2:31)				27	17
BRONCOS	4	0:29	M. Prater 42 yd. Field Goal (11-56, 2:07)				27	20

### FINAL INDIVIDUAL STATISTICS

San Diego Chargers										Denver Broncos											
RUSHING	ATT	YDS	AVG	LG	TD					RUSHING	ATT	YDS	AVG	LG	TD						
R. Mathews	29	127	4.4	23	1					K. Moreno	8	19	2.4	6	0						
D. Woodhead	9	29	3.2	8	0					M. Ball	3	-1	-0.3	3	0						
R. Brown	3	12	4.0	6	0																
P. Rivers	3	9	3.0	11	0																
TOTAL	44	177	4.0	23	1					TOTAL	11	18	1.6	6	0						
PASSING	ATT	CMP	YDS	TKD/ YD	TD	LG	IN	Rtg.		PASSING	ATT	CMP	YDS	TKD/ YD	TD	LG	IN	Rtg.			
P. Rivers	20	12	166	2/6	2	32	0	120.0		P. Manning	41	27	289	1/12	2	22	1	92.4			
TOTAL	20	12	166	2/6	2	32	0	120.0		TOTAL	41	27	289	1/12	2	22	1	92.4			
PASS RECEIVING			NO	YDS	AVG	LG	TD					PASS RECEIVING			NO	YDS	AVG	LG	TD		
V. Brown			3	54	18.0	32	0					A. Caldwell			6	59	9.8	15	2		
E. Royal			3	46	15.3	20	0					M. Ball			5	49	9.8	15	0		
K. Allen			2	29	14.5	19	2					K. Moreno			5	36	7.2	15	0		
A. Gates			2	23	11.5	14	0					J. Thomas			4	49	12.3	22	0		
D. Woodhead			1	13	13.0	13	0					D. Thomas			4	45	11.3	21	0		
R. Mathews			1	1	1.0	1	0					E. Decker			2	42	21.0	21	0		
												J. Tammie			1	9	9.0	9	0		
TOTAL			12	166	13.8	32	2					TOTAL			27	289	10.7	22	2		
INTERCEPTIONS			NO	YDS	AVG	LG	TD					INTERCEPTIONS			NO	YDS	AVG	LG	TD		
T. Keiser			1	6	6.0	6	0														
TOTAL			1	6	6.0	6	0					TOTAL			0	0	0.0	—	0		
PUNTING		NO	YDS	AVG	NET	TB	IN20	LG		PUNTING		NO	YDS	AVG	NET	TB	IN20	LG			
M. Scifres		3	126	42.0	42.0	0	3	53		B. Colquitt		4	186	46.5	43.8	0	1	51			
TOTAL		3	126	42.0	42.0	0	3	53		TOTAL		4	186	46.5	43.8	0	1	51			
PUNT RETURNS			NO	YDS	AVG	FC	LG	TD		PUNT RETURNS			NO	YDS	AVG	FC	LG	TD			
K. Allen			2	11	5.5	1	6	0		T. Holliday			0	0	0.0	1	0	0			
[DOWNED]			1	0	0.0	0	0	0		E. Decker			0	0	0.0	1	0	0			
										[OUT OF BOUNDS]			1	0	0.0	0	0	0			
RETURNS			2	11	5.5	1	6	0		RETURNS			0	0	0.0	0	—	0			
KICKOFF RETURNS			NO	YDS	AVG	FC	LG	TD		KICKOFF RETURNS			NO	YDS	AVG	FC	LG	TD			
[OUT OF BOUNDS]			1	0	0.0	0	0	0		T. Holliday			4	108	27.0	0	39	0			
[TOUCHBACK]			4	0	0.0	0	0	0		[OUT OF BOUNDS]			1	0	0.0	0	0	0			
										[TOUCHBACK]			1	0	0.0	0	0	0			
RETURNS			0	0	0.0	0	—	0		RETURNS			4	108	27.0	0	39	0			
San Diego Chargers										Denver Broncos											
FUMBLES	Fum	Lost	Rec.	Yds	TD	FF	Rec.	Yds	TD	Bnds	FUMBLES	Fum	Lost	Rec.	Yds	TD	FF	Rec.	Yds	TD	Bnds
M. Scifres	1	0	1	0	0	0	0	0	0	0											
TOTAL	1	0	1	0	0	0	0	0	0	0	TOTAL	0	0	0	0	0	0	0	0	0	0

### FINAL TEAM STATISTICS

	CHARGERS	BRONCOS		CHARGERS	BRONCOS
TOTAL FIRST DOWNS	24	19	Fgs - PATs Had Blocked	0-0	0-0
By Rushing	11	1	Net Punting Average	42.0	43.8
By Passing	10	16	TOTAL RETURN YARDAGE (Not Including Kickoffs)	17	0
By Penalty	3	2	No. and Yards Punt Returns	2-11	0-0
THIRD DOWN EFFICIENCY	6-12-50%	2-9-22%	No. and Yards Kickoff Returns	0-0	4-108
FOURTH DOWN EFFICIENCY	0-0-0%	1-1-100%	No. and Yards Interception Returns	1-6	0-0
TOTAL NET YARDS	337	295	PENALTIES Number and Yards	4-35	6-43
Total Offensive Plays (inc. times thrown passing)	66	53	FUMBLES Number and Lost	1-0	0-0
Average gain per offensive play	5.1	5.6	TOUCHDOWNS	3	2
NET YARDS RUSHING	177	18	Rushing	1	0
Total Rushing Plays	44	11	Passing	2	2
Average gain per rushing play	4.0	1.6	EXTRA POINTS Made-Attempts	3-3	2-2
Tackles for a loss-number and yards	4-6	3-9	Kicking Made-Attempts	2-2	3-3
NET YARDS PASSING	160	277	FIELD GOALS Made-Attempts	2-2	2-2
Times thrown - yards lost attempting to pass	2-6	1-12	RED ZONE EFFICIENCY	2-4-50%	2-3-67%
Gross yards passing	166	289	GOAL TO GO EFFICIENCY	0-0-0%	1-1-100%
PASS ATTEMPTS-COMPLETIONS-HAD INTERCEPTED	20-12-0	41-27-1	SAFETIES	0	0
Avg gain per pass play (inc.# thrown passing)	7.3	6.6	FINAL SCORE	27	20
KICKOFFS Number-In End Zone-Touchbacks	6-5-1	5-4-4	TIME OF POSSESSION	38:49	21:11
PUNTS Number and Average	3-42.0	4-46.5			
Had Blocked	0	0			

### BRONCOS DEFENSIVE STATISTICS

(Press Box Totals)																	
PLAYER	UT	A	TT	S-YDS	I-YDS	PD	FF	FR	PLAYER	UT	A	TT	S-YDS	I-YDS	PD	FF	FR
D. Trevathan	7	3	10	0-0	0-0	0	0	0	M. Unrein	3	0	3	0-0	0-0	0	0	0
M. Adams	5	1	6	0-0	0-0	0	0	0	R. Ayers	1	2	3	0-0	0-0	0	0	0
V. Miller	4	2	6	0-0	0-0	0	0	0	O. Bolden	1	2	3	0-0	0-0	0	0	0
K. Webster	5	0	5	0-0	0-0	1	0	0	S. Phillips	2	0	2	1-6	0-0	0	0	0
T. Knighton	4	1	5	0-0	0-0	0	0	0	D. Ihenacho	2	0	2	0-0	0-0	0	0	0
S. Williams	3	2	5	1-0	0-0	0	0	0	P. Lenon	2	0	2	0-0	0-0	0	0	0
M. Jackson	3	0	3	0-0	0-0	0	0	0	TEAM TOTALS	45	13	58	2-6	0-0	1	0	0
W. Woodyard	3	0	3	0-0	0-0	0	0	0									



# Denver 37, Houston 13

Sunday, Dec. 22, 2013 • 12:02 p.m. CST • Reliant Stadium • Houston

WEATHER: Partly Cloudy, 58°, Wind NW 3 mph • TIME: 3:12 • ATTENDANCE: 71,761

Quarterback Peyton Manning broke the NFL record with his 51st touchdown pass of the season as the Broncos defeated the Texans 37-13 to clinch the AFC West division and a first-round bye in the playoffs.

Manning (32-of-51 passing for 400 yds., 4 TDs) surpassed 5,000 single season passing yards for the first time in his career as he completed passes to seven different receivers.

After forcing Houston to punt on the opening series of the game, Denver drove the field on a 12-play, 78-yard possession which led to a 32-yard field goal by kicker Matt Prater.

The Texans and Broncos exchanged punts on the next two series before Houston kicker Randy Bullock connected on a 45-yard field goal to tie the game at 3-3.

On the first play of the second quarter, Manning threw a 36-yard touchdown pass to wide receiver Demaryius Thomas (8 rec. for 123 yds., 1 TD) to regain the lead at 10-3.

Bullock made his second field goal of the game on a 35-yard attempt and Prater connected on attempts of 25 and 44-yards to give the Broncos a 16-6 lead at halftime.

Denver's defense was stout much of the first half as the unit allowed only 83 total net yards (25 yds. rushing, 58 yds. passing) and forced four punts.

The Texans defense held the Broncos scoreless in the third quarter forcing four punts.

Quarterback Matt Schaub led the Texans on a 9-play, 74-yard drive in which he completed 4-of-7 passes for 72 yards and a 15-yard touchdown pass to wide receiver Keshawn Martin on Houston's first possession of the second half.

On the second play of the fourth quarter, safety Mike Adams forced the first turnover of the game when he intercepted Schaub at Houston's 31-yard line. Two plays later, Manning threw his second touchdown pass of the game to wide receiver Eric Decker.

The Broncos defense forced their fifth punt of the second half and Manning completed a 20-yard touchdown pass to Decker to tie the league-record of 50 touchdown passes in a single season.

Houston punted the next series and Manning connected with tight end Julius Thomas (6 rec. for 78 yds., TD) for his fourth touchdown pass of the game and set the NFL record with his 51st passing touchdown of the season.

Denver's defense sealed the game on the next series when cornerback Dominique Rodgers-Cromartie picked off Schaub and the Broncos went on to win 37-13.

Broncos running back Knowshon Moreno (11 rush., 76 yds.) topped 1,000 yards for the first time in his career and became the first player in franchise history with 1,000 yards on the ground and 500 yards through the air in a single season.

## OFFICIALS:

**Referee** — Ed Hochuli (85); **Umpire** — Chad Brown (31); **Head Linesman** — Mark Hittner (28); **Line Judge** — John Hussey (35); **Side Judge** — Keith Washington (7); **Field Judge** — Craig Wrostad (4); **Back Judge** — Don Carey (126); **Replay** — Tom Sifferman.

## DENVER BRONCOS

### OFFENSE

**WR** 88 D. Thomas  
**LT** 75 C. Clark  
**LG** 68 Z. Beadles  
**C** 66 M. Ramirez  
**RG** 65 L. Vasquez  
**RT** 74 O. Franklin  
**TE** 80 J. Thomas  
**WR** 87 E. Decker  
**WR** 12 A. Caldwell  
**QB** 18 P. Manning  
**TE** 84 J. Tamme

### DEFENSE

**LDE** 97 M. Jackson  
**DT** 92 S. Williams  
**NT** 94 T. Knighton  
**RDE** 90 S. Phillips  
**SLB** 58 V. Miller  
**MLB** 51 P. Lenon  
**WLB** 59 D. Trevathan  
**LCB** 25 C. Harris Jr.  
**RCB** 45 D. Rodgers-Cromartie  
**SS** 33 D. Ihenacho  
**FS** 20 M. Adams

**BRONCOS SUBSTITUTIONS:** P 4 B.Colquitt, K 5 M.Prater, WR 11 T.Holliday, QB 17 B.Osweller, RB 21 R.Hillman, CB 23 Q.Jammer, CB 24 C.Bailey, RB 27 K.Moreno, RB 28 M.Ball, S 29 M.Huff, S 30 D.Bruton, S 31 O.Bolden, CB 32 T.Carter, LS 46 A.Brewer, LB 52 W.Woodyard, LB 53 S.Johnson, LB 56 N.Irving, DE 57 J.Mincey, C 60 S.Vallos, T 77 W.Justice, TE 81 J.Dressen, TE 85 V.Green, DE 91 R.Ayers, DT 96 M.Unrein. **INACTIVE:** QB 2 Z.Dysert, RB 22 C.Anderson, CB 36 K.Webster, G 73 C.Kuper, WR 83 W.Weiker, DE 95 D.Wolfe, DT 98 S.Fua.

## HOUSTON TEXANS

### OFFENSE

**WR** 80 A. Johnson  
**LT** 76 D. Brown  
**LG** 74 W. Smith  
**C** 55 C. Myers  
**RG** 79 B. Brooks  
**RT** 75 D. Newton  
**TE** 84 R. Griffin  
**WR** 10 D. Hopkins  
**QB** 8 M. Schaub  
**FB** 33 G. Jones  
**RB** 28 D. Johnson

### DEFENSE

**DE** 99 J. Watt  
**DB** 21 B. McCain  
**DE** 94 A. Smith  
**SLB** 58 B. Reed  
**SS** 35 E. Pleasant  
**MLB** 52 J. Tarpinian  
**WLB** 59 W. Mercilus  
**LCB** 25 K. Jackson  
**RCB** 24 J. Joseph  
**SS** 36 D. Swearingin  
**FS** 31 S. Keo

**TEXANS SUBSTITUTIONS:** K 4 R.Bullock, P 9 S.Lechler, WR 18 L.Jean, CB 26 B.Harris, CB 27 J.Victorian, RB 39 D.Karim, RB 41 J.Grimes, CB 43 E.Mack, LS 46 J.Weeks, FB 47 B.Smelley, OLB 50 B.Braman, ILB 51 D.Sharpton, ILB 53 J.Mays, ILB 54 M.Mohamed, OLB 57 J.Tuggle, G 60 B.Jones, T 68 R.Harris, WR 82 K.Martin, OLB 91 R.Sapp, NT 92 E.Mitchell, DE 93 J.Crick, DE 96 T.Jamison, NT 97 T.McClain. **DID NOT PLAY:** QB 13 T.Yates. **INACTIVE:** QB 7 C.Keenum, WR 11 D.Posey, FS 29 J.Starling, G 62 A.Kupper, T 66 A.Gardner, G 67 C.White, TE 88 G.Graham.

		1	2	3	4	OT	TOTAL	FIELD GOALS (made / ) missed)
<b>VISITOR</b>	Denver Broncos	3	13	0	21	0	37	M. Prater (32) (25) (44)
<b>HOME</b>	Houston Texans	3	3	7	0	0	13	R. Bullock (45) (35)

Team	Qtr	Clock Time	PLAY DESCRIPTION (Extra Point) (Drive Info)	SCORE Visitor Home
BRONCOS	1	8:50	M. Prater 32 yd. Field Goal (12-78, 4:38)	3 0
TEXANS	1	2:02	R. Bullock 45 yd. Field Goal (7-47, 3:04)	3 3
BRONCOS	2	14:54	D. Thomas 36 yd. pass from P. Manning (M. Prater kick) (5-64, 2:08)	10 3
TEXANS	2	6:06	R. Bullock 35 yd. Field Goal (7-10, 3:45)	10 6
BRONCOS	2	0:56	M. Prater 25 yd. Field Goal (13-69, 5:10)	13 6
BRONCOS	2	0:00	M. Prater 44 yd. Field Goal (4-43, 0:26)	16 6
TEXANS	3	10:33	K. Martin 15 yd. pass from M. Schaub (R. Bullock kick) (9-74, 3:14)	16 13
BRONCOS	4	13:26	E. Decker 10 yd. pass from P. Manning (M. Prater kick) (2-28, 0:45)	23 13
BRONCOS	4	6:57	E. Decker 20 yd. pass from P. Manning (M. Prater kick) (8-55, 3:03)	30 13
BRONCOS	4	4:28	J. Thomas 25 yd. pass from P. Manning (M. Prater kick) (3-56, 0:48)	37 13

### FINAL INDIVIDUAL STATISTICS

Denver Broncos										Houston Texans													
RUSHING	ATT	YDS	AVG	LG	TD					RUSHING	ATT	YDS	AVG	LG	TD								
K. Moreno	11	76	6.9	31	0					D. Karim	8	30	3.8	14	0								
M. Ball	4	32	8.0	13	0					D. Johnson	12	29	2.4	9	0								
R. Hillman	3	6	2.0	3	0					J. Grimes	5	23	4.6	9	0								
										M. Schaub	1	5	5.0	5	0								
TOTAL	18	114	6.3	31	0					TOTAL	26	87	3.3	14	0								
PASSING	ATT	CMP	YDS	TD	LG	INT	Rtg.					PASSING	ATT	CMP	YDS	TD	LG	INT	Rtg.				
P. Manning	51	32	400	1/3	4	36	0	113.2					M. Schaub	37	18	176	3/23	1	40	2	48.9		
TOTAL	51	32	400	1/3	4	36	0	113.2					TOTAL	37	18	176	3/23	1	40	2	48.9		
PASS RECEIVING	NO	YDS	AVG	LG	TD							PASS RECEIVING	NO	YDS	AVG	LG	TD						
E. Decker	10	131	13.1	35	2							R. Griffin	5	66	13.2	40	0						
D. Thomas	8	123	15.4	36	1							A. Johnson	4	63	15.8	33	0						
J. Thomas	6	78	13.0	25	1							K. Martin	4	35	8.8	15	1						
J. Tammie	3	22	7.3	10	0							D. Johnson	2	1	0.5	3	0						
K. Moreno	2	26	13.0	17	0							D. Hopkins	1	8	8.0	8	0						
A. Caldwell	2	12	6.0	13	0							G. Jones	1	4	4.0	4	0						
V. Green	1	8	8.0	8	0							D. Karim	1	-1	-1.0	-1	0						
TOTAL	32	400	12.5	36	4							TOTAL	18	176	9.8	40	1						
INTERCEPTIONS	NO	YDS	AVG	LG	TD							INTERCEPTIONS	NO	YDS	AVG	LG	TD						
M. Adams	1	3	3.0	3	0																		
D. Rodgers-Cromartie	1	0	0.0	0	0																		
TOTAL	2	3	1.5	3	0							TOTAL	0	0	0.0	—	0						
PUNTING	NO	YDS	AVG	NET	TB	INTD	LG					PUNTING	NO	YDS	AVG	NET	TB	INTD	LG				
B. Colquitt	6	292	48.7	37.0	0	1	55					S. Lechler	8	359	44.9	42.3	0	2	57				
TOTAL	6	292	48.7	37.0	0	1	55					TOTAL	8	359	44.9	42.3	0	2	57				
PUNT RETURNS	NO	YDS	AVG	FC	LG	TD						PUNT RETURNS	NO	YDS	AVG	FC	LG	TD					
T. Holliday	5	21	4.2	1	8	0						K. Martin	5	70	14.0	0	51	0					
E. Decker	0	0	0.0	1	0	0						[DOWNED]	1	0	0.0	0	0	0					
[DOWNED]	1	0	0.0	0	0	0																	
RETURNS	5	21	4.2	2	8	0						RETURNS	5	70	14.0	0	51	0					
KICKOFF RETURNS	NO	YDS	AVG	FC	LG	TD						KICKOFF RETURNS	NO	YDS	AVG	FC	LG	TD					
T. Holliday	4	99	24.8	0	32	0						D. Johnson	1	22	22.0	0	22	0					
												[TOUCHBACK]	6	0	0.0	0	0	0					
RETURNS	4	99	24.8	0	32	0						RETURNS	1	22	22.0	0	22	0					
Denver Broncos	Own				Opp.				Out		Houston Texans	Own				Opp.				Out			
FUMBLES	Fum	Lost	Rec.	Yds	TD	FF	Rec.	Yds	TD	Bnds	FUMBLES	Fum	Lost	Rec.	Yds	TD	FF	Rec.	Yds	TD	Bnds		
T. Holliday	1	0	1	0	0	0	0	0	0	0	M. Schaub	1	0	0	0	0	0	0	0	0	0		
R. Ayers	0	0	0	0	0	1	0	0	0	0	R. Griffin	0	0	1	0	0	0	0	0	0	0		
TOTAL	1	0	1	0	0	1	0	0	0	0	TOTAL	1	0	1	0	0	0	0	0	0	0		

### FINAL TEAM STATISTICS

	BRONCOS		TEXANS			BRONCOS		TEXANS	
TOTAL FIRST DOWNS	25		14		FGs - PATs Had Blocked	0-0		0-0	
By Rushing	4		5		Net Punting Average	37.0		42.3	
By Passing	20		8		TOTAL RETURN YARDAGE (Not Including Kickoffs)	24		70	
By Penalty	1		1		No. and Yards Punt Returns	5-21		5-70	
THIRD DOWN EFFICIENCY	2-11-18%		6-16-38%		No. and Yards Kickoff Returns	4-9		1-22	
FOURTH DOWN EFFICIENCY	0-1-0%		0-0-0%		No. and Yards Interception Returns	2-3		0-0	
TOTAL NET YARDS	511		240		PENALTIES Number and Yards	8-67		4-57	
Total Offensive Plays (inc. times thrown passing)	70		66		FUMBLES Number and Lost	1-0		1-0	
Average gain per offensive play	7.3		3.6		TOUCHDOWNS	4		1	
NET YARDS RUSHING	114		87		Rushing	0		0	
Total Rushing Plays	18		26		Passing	4		1	
Average gain per rushing play	6.3		3.3		EXTRA POINTS Made-Attempts	4-4		1-1	
Tackles for a loss-number and yards	0-0		3-5		Kicking Made-Attempts	4-4		1-1	
NET YARDS PASSING	397		153		FIELD GOALS Made-Attempts	3-3		2-2	
Times thrown - yards lost attempting to pass	1-3		3-23		RED ZONE EFFICIENCY	1-3-33%		1-2-50%	
Gross yards passing	400		176		GOAL TO GO EFFICIENCY	1-2-50%		0-0-0%	
PASS ATTEMPTS-COMPLETIONS-HAD INTERCEPTED	51-32-0		37-18-2		SAFETIES	0		0	
Avg gain per pass play (inc.# thrown passing)	7.6		3.8		FINAL SCORE	37		13	
KICKOFFS Number-In End Zone-Touchbacks	7-7-6		4-2-0		TIME OF POSSESSION	28:53		31:07	
PUNTS Number and Average	6-48-7		8-44-9						
Had Blocked,	0		0						



# Denver 34, Oakland 14

Sunday, Dec. 29, 2013 • 1:25 p.m. PST • O.co Coliseum • Oakland, Calif.

WEATHER: Sunny, 70°, Wind NE 8 mph • TIME: 3:03 • ATTENDANCE: 51,500

Denver Broncos quarterback Peyton Manning completed 25-of-28 passes for 266 yards to set the all time single-season passing yards record (5,477 yds.) in a 34-14 victory over the Oakland Raiders as the Broncos became the first team in NFL history to score 600 points in a single season.

The Broncos offense was flawless in the first half, scoring on each of its five series and registering 315 total net yards, while the Denver defense recovered a fumble, forced four punts and held Oakland scoreless.

On the Broncos' first possession, Manning completed 8-of-9 passes for 70 yards and a 3-yard touchdown pass to wide receiver Eric Decker.

Denver rookie defensive tackle Sylvester Williams recovered a fumble by Oakland quarterback Terrelle Pryor on the next series and four plays later Manning connected with running back Knowshon Moreno for a 7-yard touchdown and a 14-0 lead.

After forcing the Raiders to their second punt of the game, kicker Matt Prater made a 34-yard field goal.

The Broncos defense would force Oakland to punt two more times to close out the first half, while Manning would complete consecutive touchdown passes of 63 and 5 yards to wide receiver Demaryius Thomas (6 rec. for 113 yds., 2 TDs) to give the Broncos a 31-0 halftime lead.

The 5-yard touchdown pass gave Manning 5,477 yards on the season as he set the record for the most single-season passing yards in NFL history and extended his single-season passing touchdowns record to 55.

Second-year quarterback Brock Osweiler relieved Manning in the second half and completed 9-of-13 passes for 85 yards.

Denver was forced to punt on their first series of the third quarter, but fullback/running back Jamize Olawale blocked punter Britton Colquitt's attempt. Oakland recovered the ball deep in Broncos' territory, but Raiders kicker Sebastian Janikowski missed a 42-yard field goal attempt to keep Oakland scoreless.

Both teams were held pointless most of the second half, but Prater connected on a 54-yard field goal with 6:36 left in the fourth quarter to give the Broncos their final points of the regular season. Oakland was able to score their first points of the game on the ensuing series as Pryor completed a 14-yard pass to wide receiver Rod Streater to bring the score to 34-7.

After a quick three-and-out by the Broncos offense, Pryor led the Raiders on a 9 play, 75-yard drive which resulted in a 9-yard touchdown pass to tight end Nick Kasa.

Oakland attempted an onside kick, but Broncos tight end Jacob Tamme knocked the ball out of bounds to preserve the 34-14 win and give the Broncos the No. 1 seed in the AFC playoffs.

## OFFICIALS:

**Referee** — Ron Winter (14); **Umpire** — Carl Paganelli (124); **Head Linesman** — Jim Howey (37); **Line Judge** — Gary Arthur (108); **Side Judge** — Tom Hill (97); **Field Judge** — Scott Steenson (88); **Back Judge** — Greg Steed (12); **Replay** — Jim Lapetina.

## DENVER BRONCOS

### OFFENSE

**WR** 88 D. Thomas  
**LT** 75 C. Clark  
**LG** 68 Z. Beadles  
**C** 66 M. Ramirez  
**RG** 65 L. Vasquez  
**RT** 74 O. Franklin  
**TE** 80 J. Thomas  
**WR** 87 E. Decker  
**WR** 12 A. Caldwell  
**QB** 18 P. Manning  
**RB** 27 K. Moreno

### DEFENSE

**LDE** 97 M. Jackson  
**DT** 92 S. Williams  
**NT** 94 T. Knighton  
**RDE** 90 S. Phillips  
**SLB** 56 N. Irving  
**MLB** 51 P. Lenon  
**WLB** 59 D. Trevathan  
**LCB** 25 C. Harris Jr.  
**RCB** 45 D. Rodgers-Cromartie  
**SS** 33 D. Ihenacho  
**FS** 20 M. Adams

**BRONCOS SUBSTITUTIONS:** P 4 B. Colquitt, K 5 M. Prater, WR 11 T. Holliday, QB 17 B. Osweiler, RB 21 R. Hillman, CB 23 Q. Jammer, CB 24 C. Bailey, RB 28 M. Ball, S 29 M. Huff, S 30 D. Bruton, S 31 O. Bolden, CB 32 T. Carter, LS 46 A. Brewer, LB 52 W. Woodyard, LB 53 S. Johnson, LB 54 B. Marshall, DE 57 J. Mincey, G 73 C. Kuper, T 77 W. Justice, TE 81 J. Dreesen, TE 84 J. Tamme, TE 85 V. Green, DE 91 R. Ayers, DT 96 M. Unrein. **INACTIVE:** QB 2 Z. Zysert, RB 22 C. Anderson, CB 36 K. Webster, C 60 S. Vallos, WR 83 W. Welker, DE 95 D. Wolfe, DT 98 S. Fua.

## OAKLAND RAIDERS

### OFFENSE

**WR** 18 A. Holmes  
**LT** 68 J. Veldheer  
**LG** 69 K. Barnes  
**C** 61 S. Wisniewski  
**RG** 65 M. Brisiel  
**RT** 79 T. Pashos  
**TE** 85 J. Mastrud  
**WR** 80 R. Streater  
**QB** 2 T. Pryor  
**FB** 45 M. Reece  
**RB** 27 R. Jennings

### DEFENSE

**RE** 99 L. Houston  
**DT** 98 V. Walker  
**NT** 90 P. Sims  
**LE** 93 J. Hunter  
**WLB** 94 Ke. Burnett  
**MLB** 53 N. Roach  
**LCB** 28 P. Adams  
**CB** 23 T. Porter  
**LCB** 35 C. Chekwa  
**SS** 29 B. Ross  
**FS** 24 C. Woodson

**RAIDERS SUBSTITUTIONS:** P 7 M. King, WR 10 G. Jenkins, K 11 S. Janikowski, WR 17 D. Moore, RB 20 D. McCadden, CB 22 T. Jones, RB 32 J. Stewart, CB 37 C. Casey, S 42 S. Johnson, FB / RB 49 J. Olawale, LB 54 M. McCadden, LB 55 S. Moore, LB 56 M. Burris, DE 58 R. Robinson, LS 59 J. Condo, T 73 M. McCants, OL 76 L. Nix, TE 81 M. Rivera, TE 88 N. Kasa, DE 91 J. Crawford, DT 92 S. McGee, LB 95 K. Burnett, DT 97 D. Muir. **DID NOT PLAY:** QB 14 M. McGloin. **INACTIVE:** WR 12 J. Ford, WR 19 B. Butler, CB 21 M. Jenkins, G 63 L. Mady, C/G 64 A. Gurode, T 71 M. Watson, DT 77 R. Lumpkin.

		1	2	3	4	OT	TOTAL	FIELD GOALS (made ( ) missed)
<b>VISITOR</b>	Denver Broncos	14	17	0	3	0	34	M. Prater (34) (54)
<b>HOME</b>	Oakland Raiders	0	0	0	14	0	14	S. Janikowski 42WR

Team	Qtr	Clock Time	PLAY DESCRIPTION (Extra Point) (Drive Info)	SCORE Visitor	Home
BRONCOS	1	7:05	E. Decker 3 yd. pass from P. Manning (M. Prater kick) (12-71, 5:54)	7	0
BRONCOS	1	5:39	K. Moreno 7 yd. pass from P. Manning (M. Prater kick) (4-21, 1:14)	14	0
BRONCOS	2	12:37	M. Prater 34 yd. Field Goal (11-49, 4:48)	17	0
BRONCOS	2	5:37	D. Thomas 63 yd. pass from P. Manning (M. Prater kick) (6-80, 2:39)	24	0
BRONCOS	2	0:13	D. Thomas 5 yd. pass from P. Manning (M. Prater kick) (10-89, 3:13)	31	0
BRONCOS	4	6:36	M. Prater 54 yd. Field Goal (7-24, 2:57)	34	0
RAIDERS	4	4:24	R. Streater 14 yd. pass from T. Pryor (S. Janikowski kick) (8-80, 2:12)	34	7
RAIDERS	4	0:37	N. Kasa 9 yd. pass from T. Pryor (S. Janikowski kick) (9-75, 2:36)	34	14

Final Individual Statistics																									
Denver Broncos										Oakland Raiders															
Rushing		Att	Yds	Avg	LG	TD					Rushing		Att	Yds	Avg	LG	TD								
M. Ball		10	72	7.2	21	0					T. Pryor		9	49	5.4	11	0								
R. Hillman		12	30	2.5	8	0					R. Jennings		4	9	2.3	3	0								
K. Moreno		6	23	3.8	10	0					D. McFadden		7	6	0.9	5	0								
B. Osweiler		1	-1	-1.0	-1	0																			
TOTAL		29	124	4.3	21	0					TOTAL		20	64	3.2	11									
Passing		Att	Cmp	Yds	TD/Y	TD	LG	IN	Rtg.					Passing		Att	Cmp	Yds	TD/Y	TD	LG	IN	Rtg.		
P. Manning		28	25	266	1/9	4	63	0	145.8					T. Pryor		38	21	207	2/16	2	24	0	88.4		
B. Osweiler		13	9	85	2/8	0	19	0	87.0																
TOTAL		41	34	351	3/17	4	63	0	134.9					TOTAL		38	21	207	2/16	2	24	0	88.4		
Pass Receiving				NO	YDS	AVG	LG	TD					Pass Receiving				NO	YDS	AVG	LG	TD				
D. Thomas				6	113	18.8	63	2					R. Streater				5	40	8.0	14	1				
K. Moreno				5	41	8.2	12	1					D. Moore				4	63	15.8	24	0				
J. Thomas				5	36	7.2	10	0					A. Holmes				3	38	12.7	22	0				
E. Decker				4	27	6.8	12	1					D. McFadden				3	15	5.0	8	0				
A. Caldwell				3	42	14.0	19	0					M. Rivera				2	23	11.5	17	0				
J. Tammie				3	29	9.7	11	0					R. Jennings				2	8	4.0	9	0				
J. Dreesen				3	26	8.7	14	0					M. Reece				1	11	11.0	11	0				
M. Ball				3	22	7.3	10	0					N. Kasa				1	9	9.0	9	1				
V. Green				2	15	7.5	10	0																	
TOTAL				34	351	10.3	63	4					TOTAL				21	207	9.9	24	2				
Interceptions				NO	YDS	0	LG	TD					Interceptions				NO	YDS	0	AVG	LG	TD			
TOTAL				0	0	0.0	—	0					TOTAL				0	0	0.0	—	0	0			
Punting		NO	YDS	AVG	NET	TB	IN20	LG					Punting		NO	YDS	AVG	NET	TB	IN20	LG				
B. Colquitt		3	120	40.0	24.8	1	1	48					M. King		5	229	45.8	41.8	1	2	52				
[BLOCKED]		1	0	0.0	0	0	0	0																	
TOTAL		4	120	30.0	24.8	1	1	48					TOTAL		5	229	45.8	41.8	1	2	52				
Punt Returns				NO	YDS	AVG	FC	LG	TD					Punt Returns				NO	YDS	AVG	FC	LG	TD		
T. Holliday				1	0	0.0	0	0	0					G. Jenkins				1	1	1.0	1	1	0		
[DOWNED]				2	0	0.0	0	0	0					[TOUCHBACK]				1	0	0.0	0	0	0		
[OUT OF BOUNDS]				1	0	0.0	0	0	0																
[TOUCHBACK]				1	0	0.0	0	0	0																
RETURNS				1	0	0.0	0	0	0					RETURNS				1	1	1.0	1	1	0		
Kickoff Returns				NO	YDS	AVG	FC	LG																	

FINAL TEAM STATISTICS									
	BRONCOS		RAIDERS			BRONCOS		RAIDERS	
TOTAL FIRST DOWNS	28	17	FGs - PATs Had Blocked			0-0	0-0		
By Rushing	9	3	Net Punting Average			24.8	41.8		
By Passing	19	13	TOTAL RETURN YARDAGE (Not Including Kickoffs)			0	1		
By Penalty	0	1	No. and Yards Punt Returns			1-0	1-1		
THIRD DOWN EFFICIENCY	9-15-60%	5-13-38%	No. and Yards Kickoff Returns			1-0	2-51		
FOURTH DOWN EFFICIENCY	0-0-0%	0-1-0%	No. and Yards Interception Returns			0-0	0-0		
TOTAL NET YARDS	458	255	PENALTIES Number and Yards			6-56	2-10		
Total Offensive Plays (inc. times thrown passing)	73	60	FUMBLES Number and Lost			0-0	3-1		
Average gain per offensive play	6.3	4.3	TOUCHDOWNS			2	2		
NET YARDS RUSHING	124	64	Rushing			0	0		
Total Rushing Plays	29	20	Passing			4	2		
Average gain per rushing play	4.3	3.2	EXTRA POINTS Made-Attempts			4-4	2-2		
Tackles for a loss-number and yards	4-10	2-3	Kicking Made-Attempts			4-4	2-2		
NET YARDS PASSING	334	191	FIELD GOALS Made-Attempts			2-2	0-1		
Times thrown - yards lost attempting to pass	3-17	2-16	RED ZONE EFFICIENCY			3-4-75%	2-2-100%		
Gross yards passing	351	207	GOAL TO GO EFFICIENCY			3-3-100%	1-1-100%		
PASS ATTEMPTS-COMPLETIONS-HAD INTERCEPTED	41-34-0	38-21-0	SAFETIES			0	0		
Avg gain per pass play (inc # thrown passing)	7.6	4.8	FINAL SCORE			34	14		
KICKOFFS Number-In End Zone-Touchbacks	7-7-5	3-1-1	TIME OF POSSESSION			35:29	24:31		
PUNTS Number and Average	4-30-0	5-45-8							
Had Blocked	1	0							

BRONCOS DEFENSIVE STATISTICS																	
(Press Box Totals)																	
PLAYER	UT	A	TT	S-YDS	I-YDS	PD	FF	FR	PLAYER	UT	A	TT	S-YDS	I-YDS	PD	FF	FR
D. Bruton	5	0	5	0-0	0-0	0	0	0	W. Woodward	1	0	1	0-0	0-0	0	0	0
D. Trevathan	4	1	5	0-0	0-0	0	0	0	B. Marshall	1	0	1	0-0	0-0	0	0	0
M. Jackson	4	0	4	1-8	0-0	0	0	0	TEAM	1	0	1	0-0	0-0	0	0	0
M. Adams	3	0	3	0-0	0-0	0	0	0	C. Bailey	1	0	1	0-0	0-0	0	0	0
N. Irving	2	0	2	1-8	0-0	0	0	0	Phillips	1	0	1	0-0	0-0	0	0	0
O. Bolden	2	0	2	0-0	0-0	0	0	0	R. Ayers	1	0	1	0-0	0-0	0	0	0
C. Harris Jr.	2	0	2	0-0	0-0	0	0	0	T. Carter	1	0	1	0-0	0-0	0	0	0
P. Lenon	2	0	2	0-0	0-0	0	0	0	D. Ihenacho	0	1	1	0-0	0-0	1	0	0
M. Huff	2	0	2	0-0	0-0	0	0	0	T. Knighton	1	0	1	0-0	0-0	0	0	0
O. Jammer	2	0	2	0-0	0-0	0	0	0	TEAM TOTALS	36	4	40	2-16	0-0	1	0	1
S. Williams	1	1	2	0-0	0-0	0	0	1									





## BRONCOS ALL-TIME DRAFT CHOICES

### NUMBER OF DRAFT CHOICES PER SCHOOL

- 18 — Florida  
 14 — Colorado, Georgia, Miami (Fla.)  
 13 — Houston, Nebraska, Southern California  
 12 — Louisiana State, Michigan State  
 11 — Washington  
 10 — Arizona State, Michigan, Notre Dame  
 9 — Arkansas, Oklahoma, Purdue, Virginia Tech  
 8 — Clemson, Maryland, Minnesota, Mississippi, Ohio State, Oregon, Texas, Utah State, Washington State  
 7 — Arizona, Baylor, Boise State, Georgia Tech, Iowa, Kansas, North Carolina, Syracuse  
 6 — Auburn, Brigham Young, California, Florida A&M, San Diego, Tennessee, Texas A&M, UCLA, Virginia  
 5 — Alabama, Alcorn State, Boston College, Grambling, Illinois, Mississippi State, Northwestern, Oklahoma State, Penn State, Pittsburgh, San Jose State, Texas Christian  
 4 — Arkansas State, Bowling Green/Bowling Green State, Colorado State, Florida State, Idaho, Indiana, Iowa State, Jackson State, Kentucky, Louisville, Maryland-Eastern Shore, Miami (Ohio), Northern Arizona, Oregon State, Pacific, South Carolina, Southern, Stanford, Texas A&I/Texas A&M Kingsville, Texas Tech, Tulsa, Utah, Wisconsin, Wyoming  
 3 — Detroit, Duke, Kansas State, Montana State, North Texas State, Rice, Richmond, Tennessee State, Texas-El Paso, Toledo, Tulane, Weber State  
 2 — Alabama A&M, Bakersfield J.C., Boston University, Central Florida, Central State (Okla.), Cincinnati, Fresno State, Hawaii, Hillsdale, Hofstra, Holy Cross, Idaho State, Kent State, Marshall, Massachusetts, Nevada-Las Vegas, New Mexico, New Mexico State, North Carolina Central, North Carolina State, North Dakota, Ohio, Southern Mississippi, Tuskegee, Villanova, Wake Forest, Western Illinois, Western Michigan  
 1 — Abilene Christian, Air Force, Akron, Albany State, Albion, Arkansas-Pine Bluff, Augustana (S.D.), Ball State, Benedictine, Bloomsburg, C.W. Post, Cal. State-Humboldt, Central Michigan, Colorado College, Cornell College (Iowa), Dayton, Delaware State, Denver, Drake, Dubuque, East Carolina, Eastern Illinois, Elon College, Evansville, Findlay, Florence State, Fort Valley State, Furman, Harding, Howard, Howard Payne, James Madison, Kutztown, Lamar, Liberty, Long Beach State, Louisiana Tech, Maine, McNeese State, Memphis State, Middle Tennessee State, Mississippi Valley State, Mississippi College, Morgan State, Muskingum, Nevada, Northeastern Louisiana, Northeastern Missouri State, Nebraska-Omaha, New Mexico Highlands, Norfolk State, North Alabama, North Dakota State, Northern Illinois, Occidental, Parsons College, Portland State, Southeastern Louisiana, Salem College (W.V.), Santa Ana J.C., Savannah State, South Carolina State, South Dakota, South Dakota State, South Dakota Tech, South Florida, Southern Methodist, Tampa, Temple, Tennessee Tech, Tennessee-Martin, Trinity (Conn.), Troy State, Valparaiso, Vanderbilt, Vermont, Virginia Military, Wayne State (Neb.), West Texas State, West Virginia, Western Kentucky, Wichita State, William & Mary, Wisconsin-Whitewater, Wittenburg, Yankton College

### BRONCOS ALL-TIME FIRST-ROUND PICKS (SINCE 1967)

Year	Ovr.	Name	Pos.	School	Year	Ovr.	Name	Pos.	School
1967	6	Floyd Little	HB	Syracuse	1993	11	Dan Williams	DE	Toledo
1970	11	Bobby Anderson	RB	Colorado	1996	15	John Mobley	LB	Kutztown
1971	12	Marv Montgomery	T	Southern Calif.	1997	28	Trevor Pryce	DT	Clemson
1972	5	Riley Odoms	TE	Houston	1998	30	Marcus Nash	WR	Tennessee
1973	9	Otis Armstrong	RB	Purdue	1999	31	Al Wilson	LB	Tennessee
1974	14	Randy Gradishar	LB	Ohio State	2000	15	Deltha O'Neal	CB	California
1975	17	Louis Wright	CB	San Jose State	2001	24	Willie Middlebrooks	CB	Minnesota
1976	15	Tom Glassic	G	Virginia	2002	19	Ashley Lelie	WR	Hawaii
1977	18	Steve Schindler	G	Boston College	2003	20	George Foster	T	Georgia
1978	27	Don Latimer	DT	Miami (Fla.)	2004	17	D.J. Williams	LB	Miami (Fla.)
1979	22	Kelvin Clark	T	Nebraska	2006	11	Jay Cutler	QB	Vanderbilt
1981	15	Dennis Smith	S	Southern Calif.	2007	17	Jarvis Moss	DE	Florida
1982	21	Gerald Willhite	RB	San Jose State	2008	12	Ryan Clady	T	Boise State
1983	4	Chris Hinton	G	Northwestern	2009	12	Knowshon Moreno	RB	Georgia
1985	26	Steve Sewell	RB	Oklahoma	2009	18	Robert Ayers	DE	Tennessee
1987	27	Ricky Nattiel	WR	Florida	2010	22	Demaryius Thomas	WR	Georgia Tech
1988	26	Ted Gregory	NT	Syracuse	2010	25	Tim Tebow	QB	Florida
1989	20	Steve Atwater	S	Arkansas	2011	2	Von Miller	LB	Texas A&M
1991	4	Mike Croel	LB	Nebraska	2013	28	Sylvester Williams	DT	North Carolina
1992	25	Tommy Maddox	QB	UCLA	2014	31	Bradley Roby	CB	Ohio State

## ALL-TIME DRAFT CHOICES

### 1960 (FIRST SELECTIONS)

\*The 1960 draft class was released in alphabetical order, however, C Roger LeClerc (Trinity, CT) holds the distinction of being the franchise's first draft choice.

Name	Pos.	School
Harry Ball	T	Boston College
Charley Britt	QB	Georgia
Dave Canary	E	Cincinnati
Paul Candro	HB	Boston University
Bill Carrico	G	North Texas State
Larry Cundiff	C	Michigan State
Bernard Darre	T	Tulane
Roger Davis	T	Syracuse
Lonnie Dennis	G	Brigham Young
John Dingens	T-G	Detroit
Maurice Doke	G	Texas
Mike Dowdle	FB	Texas
Wayne Hawkins	T	Pacific
Gary Huber	C	Miami (Ohio)
Dave Hudson	E	Florida
Claude King	HB	Houston
Don Klochak	FB	North Carolina
Roger LeClerc*	C	Trinity (CT)
Dean Look	QB	Michigan State
Bill Mathis	HB	Clemson
Ken McNeece	T-G	San Jose State
James Monroe	QB	Arkansas
Ray Norton	HB	San Jose State
Robert Rosbaugh	HB	Miami (Fla.)
Mel Semencko	E	Colorado
Lebron Shields	T	Tennessee
Jack Spikes	FB	Texas Christian
Howard Turley	E	Louisville
Jim Walden	QB	Wyoming
Willie West	HB	Oregon
John Willener	G	Oregon
Bob Yates	T	Syracuse
Ken Young	E	Valparaiso
Bob Zimpter	T-G	Bowling Green

### 1960 (SECOND SELECTIONS)

Name	Pos.	School
Mel Branch	T-G	Louisiana State
Ronnie Cain	E	Kentucky
Jack Campbell	E	Toledo
Tom Chapman	E	Detroit
LaVelle Coleman	HB	Western Michigan
Jim Colvin	T-G	Houston
Teddy Foret	T-G	Auburn
Bobby Green	HB	Florida
Jack Hanlon	HB	Penn State
George Hershberger	T-G	Wichita State
Sam Homer	HB	Virginia Military
Bob Hudson	E	Clemson
Vic Jones	HB	Indiana
Billy Luplow	T-G	Arkansas
George Phelps	HB	Cornell College (Iowa)
Tom Roberts	T-G	Georgia Tech
Sam Stenger	C	Denver
Olin Treadway	QB	Iowa
John Wilkins	T-G	So. California
Emmet Wilson	T-G	Georgia Tech

### 1961

Rd.	Name	Pos.	School
1	Bob Gaiters	HB	New Mexico State
2	Jerry Hill	HB	Wyoming
3	Chas Strange	C	Louisiana State
4a	Roland McDole	T	Nebraska
4b	Sonny Davis	E	Baylor
5	Charles Cowan	E	New Mex. Highlands
6	Dale Evans	HB	Kansas State
7	Pat Patchen	E	Florida

9	Phil Nugent	QB	Tulane
10	Chas. Sturgeon	HB	Kentucky
11	John Simko	E	Augustana (S.D.)
12	Jerry Miller	E	Howard Payne
13	Ron Greene	G	Washington State
14	Bill Cooper	FB	Muskingum
15	Willie Crafts	G	Texas A&I
16	Jim Larkin	T	Hillsdale
17	Chuck Weiss	FB	Colorado
18	Chick Graning	HB	Georgia Tech
19	John Hobbs	G	Maryland-E. Shore
20	Buck McLeod	T	Baylor
21	Jim Morgan	HB	Iowa State
22	Tom Hackler	E	Tennessee Tech
23	Tom Jewell	T	Idaho State
24	E. A. Simms	E	New Mexico State
25	Pete Samms	T	Central State (Okla.)
26	Sam Smith	HB	Florence State
27	Donald Olson	HB	Nebraska
28	Wayne Lee	G	Colorado State
29	Archie Cobb	T	Nebraska
30	Dave Mills	HB	N.E. Missouri State

### 1962

Rd.	Name	Pos.	School
1	Merlin Olsen	T	Utah State
2	Jerry Hillebrand	E	Colorado
3	Charles Holmes	FB	Maryland-E. Shore
4	John Furman	QB	Texas-El Paso
7	John McGeever	HB	Auburn
8	Elbert Harris	HB	S.E. Louisiana
9	Larry Jepson	C	Furman
10	Gale Weidner	QB	Colorado
11	Mike Kline	G	Oregon State
13	Bob Cegelski	C	Montana State
14	Sonny Gibbs	QB	Texas Christian
15	Bill Loudon	G	Benedictine
16	Gary Ballman	HB	Michigan State
17	Jerry Tarr	E	Oregon
18	Pete Schenk	E	Washington State
20	Mike Martin	E	Washington State
21	Jim Perkins	T	Colorado
22	Don Kasso	HB	Oregon State
23	Ken Tureaud	HB	Michigan
24	Neil Thomas	G	Hillsdale
25	Dave Edwards	E	Auburn
26	Jim Roberts	T	Mississippi
27	Andy VonSonn	C	UCLA
28	Paul Holmes	T	Georgia
29	Lynn Hoyem	C	Long Beach State
30	Walter Mince	HB	Arizona
31	Bill Williamson	T	Bakersfield J.C.
32	Vester Flanagan	T	Cal. State-Humboldt
33	Duane Allen	E	Santa Ana J.C.
34	Steve Stonebraker	E	Detroit

### 1963

Rd.	Name	Pos.	School
1	Kermit Alexander	HB	UCLA
2a	Ray Poage	FB	Texas
2b	Tom Nomina	T	Miami (Ohio)
3	Tommy Janik	HB	Texas A&I
4	Lou Slaby	LB	Pittsburgh
5	Ray Mansfield	C	Washington
6	Anton Peters	T	Florida
7a	Mickey Slaughter	QB	Louisiana Tech
7b	Paul Flatley	E	Northwestern
8a	Hewitt Dixon	FB	Florida A&M
8b	John Griffin	HB	Memphis State
9	Marv Fleming	E	Utah
10a	Lonnie Sanders	HB	Michigan State
10b	Pat Richter	E	Wisconsin
11	Billy Joe	FB	Villanova
12	John Gamble	E	Pacific



13	James Maples	C	Baylor
15	Winston Freeman	E	North Texas State
16	David Crossan	G	Maryland
17	Bob Paremore	HB	Florida A&M
18	Charles Mitchell	HB	Washington
19a	Frank Baker	FB	Toledo
19b	Bruce Starling	HB	Florida
20	Dan Grimm	G	Colorado
21	Ross Nolan	E	N.E. Louisiana
22	Dave Mathiesen	QB	Washington State
23	Billy Moody	HB	Arkansas
24	C.B. Simons	LB	Stanford
25	Forest Farmer	LB	Purdue
26	Monte Day	T	Fresno State
27	John Sellers	T	Bakersfield J.C.
28	Bill Reddell	HB	Occidental
29	Kern Carson	HB	San Diego State

## 1964

Rd.	Name	Pos.	School
1	Bob Brown	T	Nebraska
3a	Marv Woodson	DB	Indiana
3b	Matt Snorton	DE-E	Michigan State
6a	Don Shackleford	T	Pacific
6b	Al Denson	FL	Florida A&M
7	Ray Kubala	C-T	Texas A&M
7a	Jerry Richardson	LB	West Texas State
8	Wally Hilgenberg	G-LB	Iowa
9	John Mims	T	Rice
12	Paul Krause	DB	Iowa
13	Charlie Parker	G	Southern Mississippi
14	Bob Hayes	HB	Florida A&M
15	Chuck Logan	E	Northwestern
16	Bob Cherry	E	Wittenburg
17	Jim McNaughton	E	Utah State
18	George Mira	QB	Miami (Fla.)
19	Odell Barry	FL	Findlay
21	Dick Herzing	T	Drake
22	Gary Lewis	HB	Arizona State
23	Ken Brusvan	T	Oregon State
24	Mickey Bitsko	LB	Dayton
25	Jim Jones	E	Wisconsin
26	Bob Berry	QB	Oregon

## 1965

Rd.	Name	Pos.	School
2	Dick Butkus	LB	Illinois
3	Glen Ressler	C	Penn State
4	George Donnelly	DB	Illinois
5a	Bob Breitenstein	T	Tulsa
5b	Max Leetow	DT	Idaho
6	Tom Wilhelm	T	Syracuse
7	Jim Garcia	DE	Purdue
8	John Holman	G	Wisconsin
9	Gerry Bussell	DB	Georgia Tech
10	Gene Jeter	LB	Arkansas-Pine Bluff
11	Tom Vaughan	HB	Iowa State
12	Tom Myers	QB	Northwestern
13	Mike Strofalino	LB	Villanova
14	John Frick	G	Ohio
15	Jeff Jordan	DB	Tulsa
16	Brian Schweda	T	Kansas
18	Larry Dupree	HB	Florida
19	Ron Oelschlagler	HB	Kansas
20	Terry Metchner	G	Albion

## 1966

Rd.	Name	Pos.	School
1	Jerry Shay	T	Purdue
2	Freeman White	E	Nebraska
3	Bob Hadrick	E	Purdue
4	Randy Johnson	QB	Texas A&I
5	Billy Clay	DB	Mississippi
6	James Fulgham	T	Minnesota
7	Jerry Jone	G	Bowling Green
7a	Scotty Glacken	QB	Duke
8	Goldie Sellers	DB	Grambling
9	Ron Sbranti	LB	Utah State

10	Larry Cox	T	Abilene Christian
11	James Burns	G	Northwestern
13	Eric Crabtree	DB	Pittsburgh
14	Fred Forsberg	DT	Washington
15	Mike Ringer	DB	Oklahoma
16	Frank Rogers	K	Colorado
17	Gary Eickman	DE	Illinois
18	Tom Talaga	T	Notre Dame
19	Tom Coughlin	DE	Miami (Fla.)
20	Cliff Hysell	T	Montana State

## 1967

Rd.	No.	Name	Pos.	School
1	6	Floyd Little	HB	Syracuse
2	32	Thomas Beer	TE	Houston
3a	58	Mike Current	T	Ohio State
3b	59	George Goedeke	C	Notre Dame
4	85	Carl Cunningham	DE	Houston
5a	110	Fran Lynch	FB	Hofstra
5b	113	John Huard	LB	Maine
6	139	Neal Sweeney	E	Tulsa
7	165	Frank Richter	G	Georgia
8	191	Tom Cassese	E	C.W. Post
9	217	James Summers	DB	Michigan State
10	243	Paul Krause	QB	Dubuque
11	269	Lou Andrus	DE	Brigham Young
13	321	Dennis Furjanic	DE	Houston
14	347	Tom Francisco	HB	Virginia Tech
15	373	Donald Smith	G	Florida A&M
16	399	Jack Lentz	QB	Holy Cross
17	425	Wayne Valley	T	Oregon State

## 1968

Rd.	No.	Name	Pos.	School
2	31	Curley Culp	DE	Arizona State
3a	58	Garrett Ford	RB	West Virginia
3b	75	Robert Vaughn	T	Mississippi
4a	91	Gordon Lambert	LB	Tennessee-Martin
4b	102	Drake Garrett	DB	Michigan State
4c	111	Gus Hollomon	DB	Houston
8	196	Steve Holloway	DB	Weber State
9	222	Paul Smith	LB	New Mexico
10	252	Bob Langford	T	Middle Tenn. St.
12	304	Robert Hendrix	T	Mississippi
13	330	Charles Greer	DB	Colorado
14	357	Marlin Briscoe	RB	Nebraska-Omaha
15	386	Jeff Kuhlman	LB	Vermont
16	412	Adin Brown	LB	William & Mary
17	438	Steve Grady	RB	So. California

## 1969

Rd.	No.	Name	Pos.	School
2	36	Grady Cavness	DB	Texas-El Paso
3	61	Bill Thompson	DB	Maryland-E. Shore
4a	84	Mike Schnitker	LB	Colorado
4b	88	Edward Hayes	DB	Morgan State
5	113	Frank Quayle	RB	Virginia
6a	131	Wandy Williams	RB	Hofstra
6b	140	Mike Coleman	RB	Tampa
7	165	Al Giffin	TE	Auburn
9	217	Henry Jones	RB	Grambling
10	244	Jim Smith	DB	Utah State
11	270	Alan Pastrana	QB	Maryland
12	296	Wes Plummer	DB	Arizona State
13	321	John Sias	SE	Georgia Tech
14	348	Gary Crane	LB	Arkansas State
15	373	Errol Kahoun	G	Miami (Ohio)
16	400	Billy Woods	DB	North Texas State
17	425	Buster O'Brien	QB	Richmond

## 1970

Rd.	No.	Name	Pos.	School
1	11	Bob Anderson	RB	Colorado
2	37	Alden Roche	DE	Southern
3	63	John Kohler	T	South Dakota
4	89	Jerry Hendren	WR	Idaho
5	115	Bill McKoy	LB	Purdue
6	141	John Mosier	TE	Kansas

## ALL-TIME DRAFT CHOICES, CONT.

7	167	Randy Montgomery	CB	Weber State
8	208	Lewis Porter	RB	Southern
9	219	Dave Washington	LB	Alcorn State
10	247	Maurice Fullerton	DT	Tuskegee
11	271	Cleve Bryant	DB	Ohio University
12	301	Greg Jones	RB	UW-Whitewater
13	323	Jim McKay	CB	Parsons College
14	349	Jeff Slipp	LB	Brigham Young
15	375	Maher Barakat	K	S. Dakota Tech
16	401	Bob Stewart	QB	Northern Arizona
17	427	Frank Kalfoss	K	Montana State

### 1971

Rd.	No.	Name	Pos.	School
1	12	Marv Montgomery	T	So. California
2	35	Dwight Harrison	WR	Texas A&I
4a	79	Lyle Alzado	DE	Yankton College
4b	87	Cleo Johnson	CB	Alcorn State
6	139	Harold Phillips	C	Michigan State
7	165	Doug Adams	CB	Ohio State
8	187	Tom Beard	LB	Michigan State
9	217	John Handy	LB	Purdue
10	243	Carlis Harris	WR	Idaho State
11	269	Roger Roitsch	DT	Rice
12	295	Floyd Franks	WR	Mississippi
13	321	Craig Blackford	QB	Evansville
14	350	Tommy Lyons	C	Georgia
15	373	Lawrence James	RB	Norfolk State
16	399	Steve Thompson	DT	Minnesota
17	425	Jack Simcsak	P-K	Virginia Tech

### 1972

Rd.	No.	Name	Pos.	School
1	5	Riley Odoms	TE	Houston
3	58	Bill Phillips	LB	Arkansas State
4	102	Tom Graham	LB	Oregon
5	118	Jim Krieg	WR	Washington
8	186	Ronnie Estay	LB	Louisiana State
9	214	Floyd Priestner	DB	Boston University
10	239	Richard Wilkins	DE	Maryland-E. Shore
11	263	Larry Brunson	WR	Colorado
12	292	Randy McDougall	DB	Weber State
13	317	Bob Warner	RB	Bloomsburg
14	342	Jerome Kundich	G	Texas-El Paso
15	370	Skip Parmenter	DT	Massachusetts
16	395	Tom Bougus	RB	Boston College
17	420	Lou Harris	RB	So. California

### 1973

Rd.	No.	Name	Pos.	School
1	9	Otis Armstrong	RB	Purdue
2	36	Barney Chavous	DE	S. Carolina St.
3a	54	Paul Howard	G	Brigham Young
3b	70	John Wood	DT	Louisiana State
4	88	Tom Jackson	LB	Louisville
5	113	Charles McTorry	DB	Tennessee State
7a	165	Mike Askea	T	Stanford
7b	166	John Grant	DE	So. California
9	217	Lyle Blackwood	DB	Texas Christian
10	244	Al Marshall	WR	Boise State
11	269	Elton Brown	DT	Utah State
12	296	Jim O'Malley	LB	Notre Dame
13a	319	Ed Smith	DE	Colorado College
13b	321	Ed White	RB	Tulsa
14	348	John Hufnagel	QB	Penn State
15	373	Calvin Jones	DB	Washington
16a	398	Oliver Ross	RB	Alabama A&M
16b	200	Ken Muhlbeier	C	Idaho
17	425	Kenneth Morgan	TE	Elon College

### 1974

Rd.	No.	Name	Pos.	School
1	14	Randy Gradishar	LB	Ohio State
2	42	Carl Wafer	DT	Tennessee State
3	68	Claudie Minor	T	San Diego State
4	92	Ozell Collier	CB	Colorado
6	145	John Winesberry	WR	Stanford
10	248	Charlie Johnson	CB	Southern
11	276	Steve Buchanan	RB	Holy Cross
12	301	Larry Cameron	LB	Alcorn State
13	326	John Clerkley	DT	Fort Valley State
14	345	Rich Marks	DB	Northern Illinois
15	379	Piel Pennington	QB	Massachusetts
16	404	Darrell Austin	T	South Carolina
17	432	Boyd Brown	TE	Alcorn State

### 1975

Rd.	No.	Name	Pos.	School
1	17	Louis Wright	CB	San Jose State
2	43	Charlie Smith	DE	N. Carolina Cent.
3a	54	Mike Francowiak	QB/KS	Central Michigan
3b	69	Drew Mahalic	LB	Notre Dame
4a	84	Steve Taylor	DB	Georgia
4b	95	Rick Upchurch	WR	Minnesota
5a	107	Stan Rogers	T	Maryland
5b	121	Rubin Carter	DT	Miami (Fla.)
8	199	Steve Foley	S/QB	Tulane
9	225	Roussell Williams	DB	Arizona
10	240	Hank Englehardt	C	Pacific
10	251	Steve Haggerty	WR	Nevada-Las Vegas
12	303	Harry Walters	LB	Maryland
13	329	Eric Penick	RB	Notre Dame
14	355	Jerry Arnold	G	Oklahoma
15	381	Ken Shelton	TE	Virginia
16	401	Bubba Bridges	DT	Colorado
17	433	Lester Sherman	RB	Albany State

### 1976

Rd.	No.	Name	Pos.	School
1	15	Tom Glassic	G	Virginia
2	43	Kurt Knoff	S	Kansas
4	107	Craig Penrose	QB	San Diego State
5	139	Lonnie Perrin	RB	Illinois
8	224	James Betterson	RB	North Carolina
9a	252	Jim Czirr	C	Michigan
9b	260	Jim Lisko	LB	Arkansas State
10	278	Art Gilliam	DE	Grambling
11	306	Greg Pittman	LB	Iowa State
12	334	Randy Moore	DT	Arizona State
13	362	Donnie McGraw	CB	Houston
14	390	Larry Evans	LB	Mississippi Coll.
15	418	Wilbur Summers	P	Louisville
16	446	John Huddleston	LB	Utah
17	474	Randy Cozens	LB	Pittsburgh

### 1977

Rd.	No.	Name	Pos.	School
1	18	Steve Schindler	G	Boston College
2	45	Rob Lytle	RB	Michigan
4	101	Bill Bryan	C	Duke
7	185	Larry Swider	P	Pittsburgh
8	212	Calvin Culliver	RB	Alabama
9	241	Charles Jackson	NT	Washington
10	268	Orna Middlebrook	WR	Arkansas State
11	297	Phil Heck	LB	California
12	324	Scott Levenhagen	TE	Western Illinois

### 1978

Rd.	No.	Name	Pos.	School
1	27	Don Latimer	DT	Miami (Fla.)
2	55	Bill Gay	TE	So. California
8	221	Frank Smith	T	Alabama A&M
10	277	Vince Kinney	WR	Maryland
11	305	Lacy Brumley	T	Clemson



### 1979

Rd.	No.	Name	Pos.	School
1	22	Kelvin Clark	T	Nebraska
3	77	Bruce Radford	DE	Grambling
4	105	Charles Jefferson	DB	McNeese State
5	132	Rick Leach	QB	Michigan
6	148	Jeff McIntyre	LB	Arizona State
7	148	Luke Prestridge	P	Baylor
9	242	Charlie Taylor	WR	Rice
11	297	Zachary Dixon	RB	Temple
12	325	David Jacobs	K	Syracuse

### 1980

Rd.	No.	Name	Pos.	School
2	42	Rulon Jones	DE	Utah State
3	74	Larry Carter	DB	Kentucky
4	107	Rick Parros	RB	Utah State
5a	131	Mike Harden	S	Michigan
5b	136	Laval Short	NT	Colorado
6	157	Keith Bishop	G	Baylor
7	184	John Havekost	G	Nebraska
8	197	Don Coleman	WR	Oregon
9	243	Greg Bracelin	LB	California
10	270	Virgil Seay	RS	Troy State
11	297	Phil Farris	WR	North Carolina

### 1981

Rd.	No.	Name	Pos.	School
1	15	Dennis Smith	S	So. California
2	42	Clay Brown	TE	Brigham Young
4	98	Mark Herrmann	QB	Purdue
5	125	Ken Lanier	T	Florida State
6	151	Alvin Lewis	RB	Colorado State
7	181	Steve Busick	LB	So. California
9	234	Rusty Olsen	DE	Washington
11	290	Pat Walker	WR	Miami (Fla.)
12a	317	John Hankerd	LB	Notre Dame
12b	321	Mandel Robinson	RB	Wyoming

### 1982

Rd.	No.	Name	Pos.	School
1	21	Gerald Willhite	RB	San Jose State
2	50	Orlando McDaniel	WR	Louisiana State
4	106	Dan Plater	WR	Brigham Young
5	131	Sammy Winder	RB	Southern Mississippi
7	189	Alvin Ruben	DE	Houston
9	243	Keith Uecker	T	Auburn
10	274	Ken Woodard	LB	Tuskegee
11	300	Stuart Yatsko	G	Oregon
12	327	Brian Clark	G	Clemson

### 1983

Rd.	No.	Name	Pos.	School
1	4	Chris Hinton	G	Northwestern
2	31	Mark Cooper	T	Miami (Fla.)
3	60	Clinton Sampson	WR	San Diego State
5a	116	Weedy Harris	LB	Houston
5b	125	Bruce Baldwin	CB	Harding
6	143	Victor Hefflin	CB	Delaware State
7	172	Myron Dupree	CB	N. Carolina Cent.
8	197	Gary Kubiak	QB	Texas A&M
9	228	Brian Hawkins	CB	San Jose State
10	254	Walt Bowyer	DE	Arizona State
11	283	Don Bailey	C	Miami (Fla.)
12	310	Karl Mecklenburg	NT/DE	Minnesota

### 1984

Rd.	No.	Name	Pos.	School
2	46	Andre Townsend	NT/DE	Mississippi
3	78	Tony Lilly	S	Florida
4	89	Randy Robbins	CB	Arizona
6	159	Aaron Smith	LB	Utah State
7	186	Clarence Kay	TE	Georgia
8a	207	Winford Hood	G	Georgia
8b	218	Scott Garnett	NT	Washington
9	245	Chris Brewer	RB	Arizona
10	272	Bobby Micho	TE	Texas
11	298	Gene Lang	RB	Louisiana State
12	326	Murray Jarman	WR	Clemson

### 1984 SUPPLEMENTAL DRAFT

Rd.	No.	Name	Pos.	School
1	19	Freddie Gilbert	DE	Georgia
2	46	Rick Massie	WR	Kentucky
3	78	Reggie Smith	T	Kansas

### 1985

Rd.	No.	Name	Pos.	School
1	26	Steve Sewell	RB	Oklahoma
2a	31	Vance Johnson	WR	Arizona
2b	54	Simon Fletcher	DE	Houston
4	110	Keli McGregor	TE	Colorado State
5	139	Billy Hinson	G	Florida
7	194	Dallas Cameron	NT	Miami (Fla.)
8	222	Eric Riley	CB	Florida State
9	249	Daryl Smith	CB	North Alabama
10a	269	Buddy Funck	QB	New Mexico
10b	278	Ron Anderson	LB	Southern Methodist
11	306	Gary Rolle	WR	Florida
12	334	Dan Lynch	G	Washington St.

### 1986

Rd.	No.	Name	Pos.	School
4	104	Jim Juriga	G	Illinois
5	134	Tony Colorito	NT	So. California
6a	151	Orson Mobley	TE	Salem College (W.V.)
6b	161	Mark Jackson	WR	Purdue
7	188	Ray Phillips	LB	N. Carolina St.
8	217	Bruce Klostermann	LB	S. Dakota St.
9	244	Joe Thomas	WR	Miss. Valley St.
10	271	Victor Hall	TE	Jackson State
11	301	Thomas Dendy	RB	South Carolina

### 1987

Rd.	No.	Name	Pos.	School
1	27	Ricky Nattiel	WR	Florida
3	86	Michael Brooks	LB	Louisiana State
4	111	Marc Munford	LB	Nebraska
6	167	Warren Marshall	RB	James Madison
7	194	Wilbur Strozier	TE	Georgia
8	222	Dan Morgan	G	Penn State
9	250	Bruce Plummer	CB	Mississippi State
10	278	Rafe Wilkinson	LB	Richmond
11a	299	Steve Roberts	DE	Washington
11b	306	Tommy Neal	RB	Maryland
12	334	Tyrone Braxton	CB	North Dakota St.

### 1988

Rd.	No.	Name	Pos.	School
1	26	Ted Gregory	NT	Syracuse
2	45	Gerald Perry	T	Southern
3	79	Kevin Guidry	CB	Louisiana State
5	136	Corris Ervin	CB	Central Florida
7a	174	Pat Kelly	TE	Syracuse
7b	192	Garry Frank	G	Mississippi State
9	248	Mel Farr Jr.	RB	UCLA
10	268	Channing Williams	RB	Arizona
11	304	Richard Calvin	RB	Washington State
12	332	Johnny Carter	NT	Grambling

### 1989

Rd.	No.	Name	Pos.	School
1	20	Steve Atwater	S	Arkansas
2a	41	Doug Widell	G/T	Boston College
2b	47	Warren Powers	DE	Maryland
3	69	Darrell Hamilton	T	North Carolina
4	97	Jake McCullough	DE	Clemson
5	132	Darren Carrington	CB	Northern Arizona
6	152	Anthony Stafford	WR	Oklahoma
7	180	Melvin Bratton	RB	Miami (Fla.)
8	208	Paul Green	TE	So. California
9a	236	Monte Smith	G	North Dakota
9b	241	Wayne Williams	RB	Florida
10	264	Anthony Butts	NT	Mississippi State
11	292	Richard Shelton	CB	Liberty
12	320	John Javis	WR	Howard



## ALL-TIME DRAFT CHOICES, CONT.

### 1989 SUPPLEMENTAL DRAFT

Rd.	No.	Name	Pos.	School
1		Bobby Humphrey	RB	Alabama

### 1990

Rd.	No.	Name	Pos.	School
2	52	Alton Montgomery	DB	Houston
4	92	Jeroy Robinson	LB	Texas A&M
5a	111	Jeff Davidson	G	Ohio State
5b	136	Le-Lo Lang	DB	Washington
6	164	Ronnie Haliburton	TE	Louisiana State
7	192	Shannon Sharpe	WR	Savannah State
8	219	Brad Leggett	C	So. California
9	247	Todd Ellis	QB	South Carolina
10a	259	James Szymanski	DE	Michigan State
10b	275	Anthony Thompson	LB	East Carolina

### 1991

Rd.	No.	Name	Pos.	School
1	4	Mike Croel	LB	Nebraska
2	30	Reggie Johnson	TE	Florida State
3	61	Keith Traylor	LB	Central State (Okla.)
4	89	Derek Russell	WR	Arkansas
5	115	Greg Lewis	RB	Washington
6	142	Nick Subis	T/C	San Diego State
8	200	Kenny Walker	DE	Nebraska
9	227	Don Gibson	NT	So. California
10	253	Curtis Mayfield	WR	Oklahoma State
11	284	Shawn Moore	QB	Virginia

### 1992

Rd.	No.	Name	Pos.	School
1	25	Tommy Maddox	QB	UCLA
2	54	Shane Dronett	DE	Texas
4	110	Chuck Johnson	T/G	Texas
5	137	Frank Robinson	CB	Boise State
7a	170	Ron Geater	DE	Iowa
7b	181	Jim Johnson	T	Michigan State
7c	193	Jon Bostick	WR	Nebraska
8	208	Dietrich Lockridge	T/G	Jackson State
9	249	Muhammad Oliver	CB	Oregon
10	278	Bob Meeks	C/T	Auburn
11	305	Cedric Tillman	WR	Alcorn State
11	306	Ed Tillison	RB	N.W. Missouri St.
12	334	John Granby	CB/S	Virginia Tech

### 1993

Rd.	No.	Name	Pos.	School
1	11	Dan Williams	DE	Toledo
2	43	Glyn Milburn	RB	Stanford
3a	69	Rondell Jones	S	North Carolina
3b	70	Jason Elam	P/K	Hawaii
4	98	Jeff Robinson	DE	Idaho
5	126	Kevin Williams	RB	UCLA
6	154	Melvin Bonner	WR	Baylor
7a	169	Clarence Williams	TE	Washington State
7b	182	Tony Kimbrough	WR	Jackson State
8	210	Brian Stablein	WR	Ohio State

### 1994

Rd.	No.	Name	Pos.	School
2	51	Allen Aldridge	LB	Houston
4	123	Randy Fuller	CB	Tennessee State
7a	210	Keith Burns	LB	Oklahoma State
7b	212	Butler By'not'e	RB	Ohio State
7c	218	Tom Nalen	C	Boston College

### 1995

Rd.	No.	Name	Pos.	School
4a	121	Jamie Brown	T	Florida A&M
4b	124	Ken Brown	LB	Virginia Tech
5	146	Phil Yeboah-Kodie	LB	Penn State
6a	182	Fritz Fequiere	G	Iowa

6b	196	Terrell Davis	RB	Georgia
7a	218	Steve Russ	LB	Air Force
7b	222	Byron Chamberlain	WR	Wayne State (Neb.)

### 1996

Rd.	No.	Name	Pos.	School
1	15	John Mobley	LB	Kutztown
2	44	Tory James	CB	Louisiana State
3a	65	Detron Smith	FB	Texas A&M
3b	78	Mark Campbell	DT	Florida
4a	100	Jeff Lewis	QB	Northern Arizona
4b	122	Darrius Johnson	CB	Oklahoma
5	149	Patrick Jeffers	WR	Virginia
6	181	Tony Veland	S	Nebraska
7a	213	Leslie Ratliffe	T	Tennessee
7b	226	Chris Banks	G	Kansas
7c	235	L.T. Levine	RB	Kansas
7d	236	Brian Gragert	P	Wyoming

### 1997

Rd.	No.	Name	Pos.	School
1	28	Trevor Pryce	DT	Clemson
3	67	Dan Neil	G/C	Texas
4	124	Cory Gilliard	S	Ball State

### 1998

Rd.	No.	Name	Pos.	School
1	30	Marcus Nash	WR	Tennessee
2	61	Eric Brown	S	Mississippi State
3	91	Brian Griesse	QB	Michigan
4	122	Curtis Alexander	RB	Alabama
5	153	Chris Howard	RB	Michigan
7a	200	Trey Teague	T	Tennessee
7b	219	Nate Wayne	LB	Mississippi

### 1999

Rd.	No.	Name	Pos.	School
1	31	Al Wilson	LB	Tennessee
2a	58	Montae Reagor	DE	Texas Tech
2b	61	Lennie Friedman	G	Duke
3a	67	Chris Watson	CB	Eastern Illinois
3b	93	Travis McGriff	WR	Florida
4	127	Olandis Gary	RB	Georgia
5a	158	David Bowens	LB	Western Illinois
5b	167	Darwin Brown	CB	Texas Tech
6a	179	Desmond Clark	TE	Wake Forest
6b	204	Chad Plummer	WR	Cincinnati
7a	218	Billy Miller	WR	So. California
7b	238	Justin Swift	TE	Kansas State

### 2000

Rd.	No.	Name	Pos.	School
1	15	Deltha O'Neal	CB	California
2a	40	Ian Gold	LB	Michigan
2b	45	Kenoy Kennedy	S	Arkansas
3	70	Chris Cole	WR	Texas A&M
4a	101	Jerry Johnson	DT	Florida State
4b	112	Cooper Carlisle	G/T	Florida
5	154	Muneer Moore	WR	Richmond
6	189	Mike Anderson	RB	Utah
7a	214	Jarius Jackson	QB	Notre Dame
7b	246	Leroy Fields	WR	Jackson State

### 2001

Rd.	No.	Name	Pos.	School
1	24	Willie Middlebrooks	CB	Minnesota
2	51	Paul Toviesi	DE	Marshall
3	87	Reggie Hayward	DE	Iowa State
4a	113	Ben Hamilton	C	Minnesota
4b	120	Nick Harris	P	California
6	190	Kevin Kasper	WR	Iowa

### 2002

Rd.	No.	Name	Pos.	School
1	19	Ashley Lelie	WR	Hawaii
2	51	Clinton Portis	RB	Miami (Fla.)
3	96	Dorsett Davis	DT	Mississippi State
4	131	Sam Brandon	S	Nevada-Las Vegas
5	144	Herb Haygood	WR	Michigan State
6	191	Jeb Putzier	TE	Boise State
7a	228	Chris Young	S	Georgia Tech
7b	231	Monsanto Pope	DT	Virginia

### 2003

Rd.	No.	Name	Pos.	School
1	20	George Foster	T	Georgia
2	51	Terry Pierce	LB	Kansas State
4a	108	Quentin Griffin	RB	Oklahoma
4b	114	Nick Eason	DT	Clemson
4c	128	Bryant McNeal	DE	Clemson
5a	157	Ben Claxton	C	Mississippi
5b	158	Adrian Madise	WR	Texas Christian
6	194	Aaron Hunt	DE	Texas Tech
7a	227	Clint Mitchell	DE	Florida
7b	235	Ahmad Galloway	RB	Alabama

### 2004

Rd.	No.	Name	Pos.	School
1	17	D.J. Williams	LB	Miami (Fla.)
2a	41	Tatum Bell	RB	Oklahoma State
2b	54	Darius Watts	WR	Marshall
3	85	Jeremy LeSueur	CB	Michigan
5	152	Jeff Shoate	CB	San Diego State
6a	171	Triandos Luke	WR	Alabama
6b	190	Josh Sewell	C	Nebraska
7a	225	Matt Mauck	QB	Louisiana State
7b	247	Brandon Miree	RB	Pittsburgh
7c	250	Bradlee Van Pelt	QB	Colorado State

### 2005

Rd.	No.	Name	Pos.	School
2	56	Darrent Williams	CB	Oklahoma State
3a	76	Karl Paymah	CB	Washington State
3b	97	Dominique Foxworth	CB	Maryland
3c	101	Maurice Claret	RB	Ohio State
6	200	Chris Myers	OL	Miami (Fla.)
7	239	Paul Ernster	K	Northern Arizona

### 2006

Rd.	No.	Name	Pos.	School
1	11	Jay Cutler	QB	Vanderbilt
2	61	Tony Scheffler	TE	Western Michigan
4a	119	Brandon Marshall	WR	Central Florida
4b	126	Elvis Dumervil	DE	Louisville
4c	130	Domenik Hixon	WR	Akron
5	161	Chris Kuper	G	North Dakota
6	198	Greg Eslinger	C	Minnesota

### 2007

Rd.	No.	Name	Pos.	School
1	17	Jarvis Moss	DE	Florida
2	56	Tim Crowder	DE	Texas
3	70	Ryan Harris	T	Notre Dame
4	121	Marcus Thomas	DT	Florida

### 2008

Rd.	No.	Name	Pos.	School
1	12	Ryan Clady	T	Boise State
2	42	Eddie Royal	WR	Virginia Tech
4	108	Kory Lichtensteiger	C	Bowling Green State
4	119	Jack Williams	CB	Kent State
5	139	Ryan Torain	RB	Arizona State
5	148	Carlton Powell	DT	Virginia Tech
6	183	Spencer Larsen	LB	Arizona
7	220	Josh Barrett	S	Arizona State
7	227	Peyton Hillis	FB	Arkansas

### 2009

Rd.	No.	Name	Pos.	School
1	12	Knowshon Moreno	RB	Georgia
1	18	Robert Ayers	DE	Tennessee
2	37	Alphonso Smith	CB	Wake Forest
2	48	Darcel McBath	S	Texas Tech
2	64	Richard Quinn	TE	North Carolina
4	114	David Bruton	S	Notre Dame
4	132	Seth Olsen	G	Iowa
5	141	Kenny McKinley	WR	South Carolina
6	174	Tom Brandstater	QB	Fresno State
7	225	Blake Schlueter	C	Texas Christian

### 2010

Rd.	No.	Name	Pos.	School
1	22	Demaryius Thomas	WR	Georgia Tech
1	25	Tim Tebow	QB	Florida
2	45	Zane Beadles	G	Utah
3	80	J.D. Walton	C	Baylor
3	87	Eric Decker	WR	Minnesota
5	137	Perrish Cox	CB	Oklahoma State
6	183	Eric Olsen	C	Notre Dame
7	225	Syd'Quan Thompson	CB	California
7	232	Jammie Kirlew	LB	Indiana

### 2011

Rd.	No.	Name	Pos.	School
1	2	Von Miller	LB	Texas A&M
2	45	Rahim Moore	S	UCLA
2	46	Orlando Franklin	T	Miami (Fla.)
3	67	Nate Irving	LB	North Carolina St.
4	108	Quinton Carter	S	Oklahoma
4	129	Julius Thomas	TE	Portland State
6	189	Mike Mohamed	LB	California
7	204	Virgil Green	TE	Nevada
7	247	Jeremy Beal	DE	Oklahoma

### 2012

Rd.	No.	Name	Pos.	School
2	36	Derek Wolfe	DT	Cincinnati
2	57	Brock Osweiler	QB	Arizona State
3	67	Ronnie Hillman	RB	San Diego State
4	101	Omar Bolden	CB	Arizona State
4	108	Philip Blake	C	Baylor
5	137	Malik Jackson	DE	Tennessee
6	188	Danny Trevathan	LB	Kentucky

### 2013

Rd.	No.	Name	Pos.	School
1	28	Sylvester Williams	DT	North Carolina
2	58	Montee Ball	RB	Wisconsin
3	90	Kayvon Webster	CB	South Florida
5a	146	Quanterus Smith	DE	Western Kentucky
5b	161	Tavarres King	WR	Georgia
6	173	Vinston Painter	T	Virginia Tech
7	234	Zac Dysert	QB	Miami (Ohio)

### 2014

Rd.	No.	Name	Pos.	School
1	31	Bradley Roby	CB	Ohio State
2	56	Cody Latimer	WR	Indiana
3	95	Michael Schofield	OL	Michigan
5	156	Lamin Barrow	LB	Louisiana State
6	207	Matt Paradis	C	Boise State
7	242	Corey Nelson	LN	Oklahoma

## MISCELLANEOUS PLAYER MOVEMENT HISTORY

### EQUALIZATION, EXPANSION DRAFTS

- 1962 — AFL Equalization Draft:** Broncos obtain OG John Denvir from San Diego, OE Jerry Richardson from San Diego, QB Richie Lucas from Buffalo, DT Ike Lassiter from Dallas and HB Charles Bolden from Houston.
- 1966 — Expansion Draft:** Broncos lost LB Tom Erlandson, DE Ed Cooke, OG Tommy Nomina and DB John McGeever to Miami.
- 1968 — Expansion Draft:** Broncos lost RB Cookie Gilchrist, OG Pat Matson, LB Henry Sorrell, RB Mike Kellogg and DB Lonnie Wright to Cincinnati.
- 1976 — Expansion Draft:** Broncos lost T Mike Current and DT Bubba Bridges to Tampa Bay and DB Steve Taylor to Seattle.
- 1995 — Expansion Draft:** Broncos lost WR Cedric Tillman to the Jacksonville Jaguars and FS Charles Swann to the Carolina Panthers.
- 1999 — Expansion Draft:** Broncos lost WR Justin Armour to the Cleveland Browns.
- 2001 — Expansion Draft:** No Broncos players taken by the Houston Texans.

### PLAN B FREE AGENT SIGNINGS/LOSSES (1989-92)

- 1989 — Signed:** T Paul Blair (Chi.), DE Alphonso Carreker (G.B.), T Bill Contz (N.O.), TE Doug Cosbie (Dal.), LB Scott Curtis (Phi.), RB Kerry Goode (T.B.), CB Wymon Henderson (Min.), LB Blake Peterson (Was.), RB Reggie Ware (L.A. Raiders), CB Dennis Woodberry (Was.), WR Michael Young (L.A. Rams). **Lost:** DE Walt Bowyer (K.C.), WR Sam Graddy (L.A. Raiders), WR Jason Johnson (Pit.).
- 1990 — Signed:** LB Ty Albert (Phi.), LB Lorenzo Hampton (Mia.), WR Jason Johnson (Pit.), TE David Little (Phi.), DE Mark Mraz (L.A. Raiders), CB Elliott Smith (S.D.), LB Rod Stephens (Sea.), TE Chris Verhulst (Hou.), DE Robb White (N.Y. Giants). **Lost:** TE Pat Kelly (N. Y. Jets), LB Bruce Klostermann (L. A. Raiders), C Mike Ruether (Atl.), LB Randy Thornton (N.Y. Giants).
- 1991 — Signed:** CB Charles Dimry (Atl.), G Crawford Ker (Dal.), FB Robert Perryman (Dal.). **Lost:** LB Marc Munford (K.C.), RB Kerry Porter (Hou.).
- 1992 — Signed:** TE Robert Awalt (Dal.), G/T Elbert Crawford (N.E.), QB Steve Pelleur (K.C.), T Frank Pollack (S.F.). **Lost:** S Randy Robbins (N.E.).

### UNRESTRICTED FREE AGENT SIGNINGS/LOSSES (1993-2014)

- 1993 — Signed:** RB Rod Bernstine (S.D.), RB Robert Delpino (L.A. Rams), G Brian Habib (Min.), T Don Maggs (Hou.), LB Dave Wymann (Sea.). **Lost:** LB Michael Brooks (N.Y. Giants), WR Mark Jackson (N.Y. Giants).
- 1994 — Signed:** WR Jeff Campbell (Det.), CB Ray Crockett (Det.), LB Richard Harvey (Buf.), CB Randy Hilliard (Cle.), WR Anthony Miller (S.D.). **Lost:** WR Vance Johnson (S.D.).
- 1995 — Signed:** RB Aaron Craver (Mia.), LB Britt Hager (Phi.), S Tim Hauck (G.B.), DT James Jones (Cle.), OL Bill Lewis (Ari.), DT Mike Lodish (Buf.), WR Ed McCaffrey (S.F.), T Reggie McElroy (Min.), QB Bill Musgrave (S.F.), DT Michael Dean Perry (Cle.), G Mark Schlereth (Was.), T Bill Schultz (Hou.), CB Eric Thomas (N.Y. Jets), T Broderick Thompson (Phi.), CB Lionel Washington (L.A. Raiders). **Lost:** LB Richard Harvey (N.O.), T Kirk Scafford (S.F.), DT Ted Washington (Buf.), C/G Dave Widell (Jac.).
- 1996 — Signed:** CB Toi Cook (N.O.), DT Jumpy Geathers (Atl.), RB Vaughn Hebronn (Phi.), LB Bill Romanowski (Phi.), WR Mike Sherrard (N.Y. Giants), DE Aaron Wallace (Oak.), DE Alfred Williams (Atl.). **Lost:** DT Shane Dronett (Atl.).
- 1997 — Signed:** LB Arnold Ale (S.D.), WR Flipper Anderson (Was.), QB Bubby Brister, S Dedrick Dodge (S.F.), CB Darrien Gordon (S.D.), WR Willie Green (Car.), FB Howard Griffith (Car.), RB Derek Loville (S.F.), RB Anthony Lynn (S.F.), LB Godfrey Myles (Dal.), DE Neil Smith (K.C.), T Harry Swayne (S.D.), DT Keith Traylor (K.C.). **Lost:** RB Aaron Craver (S.D.), S Tim Hauck (Sea.), S Rondell Jones (Bal.), DE Jeff Robinson (Stl.), OL Ralph Tamm (K.C.).
- 1998 — Signed:** QB Doug Nussmeier (N.O.), DE Marvin Washington (S.F.). **Lost:** LB Allen Aldridge (Det.), G Brian Habib (Sea.).
- 1999 — Signed:** T Tony Berti (Sea.), CB Dale Carter (K.C.), DE Carl Reeves (Chi.), LB LB Keith Burns (Chi.), WR Willie Green (Mia.), T Harry Swayne (Bal.), DE Marvin Washington (S.F.).
- 2000 — Signed:** DE Lester Archambeau (Atl.), G David Diaz-Infante (Phi.), QB Gus Ferrotte (Det.), DT Bob Kuberski (N.E.), CB Jeremy Lincoln (N.Y. Giants), LB Ricardo McDonald (Chi.), DE Kavika Pittman (Dal.), CB Darryl Pounds (Was.). **Lost:** DT Paul Grasmanis (Phi.), CB Tory James (Oak.), TE Shannon Sharpe (Bal.).
- 2001 — Signed:** T Ethan Brooks (Ari.), FB Tony Carter (N.E.), LB Henri Crockett (Atl.), T Todd Fordham (Jac.), TE Patrick Hape (T.B.), WR Eddie Kennison (Chi.), DT Leon Lett (Dal.), CB Denard Walker (Ten.). **Lost:** CB Ray Crockett (K.C.), TE Byron Chamberlain (Min.).
- 2002 — Signed:** DT Lional Dalton (Bal.), LB Terry Killens (S.F.), S Izell Reese (Dal.), T Ephraim Salaam (Atl.). **Lost:** CB Eric Davis (Det.), QB Gus Ferrotte (Cin.), T Trey Teague (Buf.).
- 2003 — Signed:** DT Daryl Gardener (Was.), G Heath Irwin (Stl.), QB Jake Plummer (Ari.). **Lost:** RB Olandis Gary (Buf.), CB Tyrone Poole (N.E.), DT Montae Reager (Ind.), Izell Reese (Buf.).
- 2004 — Signed:** DE Marco Coleman (Phi.), T Cornell Green (T.B.), QB Mike Quinn (Hou.), TE O.J. Santiago (Oak.), TE Jed Weaver (S.F.). **Lost:** DE Bertrand Berry (Ari.), LB Keith Burns (T.B.), WR Chris Cole (Oak.), LB Ian Gold (T.B.).
- 2005 — Signed:** TE Stephen Alexander (Det.), LB Keith Burns (T.B.), RB Ron Dayne (N.Y. Giants), G Cameron Spikes (Ari.). **Lost:** DE Reggie Hayward (Jac.), S Kenoy Kennedy (Det.), LB Donnie Spragan (Mia.).
- 2006 — Signed:** LB Nate Webster (Cin.). **Lost:** DT Monsanto Pope (N.Y. Jets).
- 2007 — Signed:** TE Daniel Graham (N.E.), LB Warrick Holdman (Was.), G Montrae Holland (N.O.), LB D.D. Lewis (Sea.), P Todd Sauerbrun (N.E.), RB Paul Smith (Stl.). **Lost:** G Cooper Carlisle (Oak.), DE Patrick Chukwurah (T.B.), DT Michael Myers (Cin.).
- 2008 — Signed:** LB Boss Bailey (Det.), WR Kearly Colbert (Car.), LB Niko Koutouvides (Sea.), S Marquand Manuel (Car.), WR Samie Parker (K.C.), RB Michael Pittman (T.B.), C Casey Wiegmann (K.C.). **Lost:** K Jason Elam (Atl.), S Nick Ferguson (Hou.).
- 2009 — Signed:** RB J.J. Arrington (Ari.), RB Correll Buckhalter (Phi.), LB Andra Davis (Cle.), S Brian Dawkins (Phi.), DT Ronald Fields (S.F.), WR Jabar Gaffney (N.E.), CB Andre Goodman (Mia.), T Brandon Gorin (Stl.), S Renaldo Hill (Mia.), LB LaMont Jordan (N.E.), LS Lonie Paxton (N.E.), DL/LB Darrell Reid (Ind.), QB Chris Simms (Ten.), G Scott Young (Cle.). **Lost:** CB Karl Paymah (Min.).
- 2010 — Signed:** DL Justin Bannan (Bal.), DL Jarvis Green (N.E.), LB Nick Griens (Den.), CB Nate Jones (Mia.). **Lost:** G/C Ben Hamilton (Sea.), DL Vonnie Holliday (Was.).
- 2011 — Signed:** TE Daniel Fells (Stl.), TE Dante Rosario (Car.), DT Marcus Thomas (Den.). **Lost:** OL Ryan Harris (Phi.), DL Ronald Fields (Car.).
- 2012 — Signed:** S Mike Adams (Cle.), WR Andre Caldwell (Cin.), TE Joel Dreesen (Hou.), QB Caleb Hanie (Chi.), CB Tracy Porter (N.O.), TE Jacob Tamme (Ind.). **Lost:** DT Brodrick Bunkley (N.O.), TE Daniel Fells (Stl.), LB Mario Haggan (Stl.), Derrick Harvey (Cin.), FB Spencer Larsen (N.E.), QB Brady Quinn (K.C.), TE Dante Rosario (S.D.), WR Eddie Royal (S.D.), CB Jonathan Wilhite (Chi.).
- 2013 — Signed:** DB Quentin Jammer (S.D.), DT Terrance Knighton (Jac.), LB Shaun Phillips (S.D.), CB Dominique Rodgers-Cromartie (Phi.), G Louis Vasquez (S.D.), WR Wes Welker (N.E.). **Lost:** FB Chris Gronkowski (S.D.), S Jim Leonhard (N.O.), CB Tracy Porter (Oak.), WR Matthew Willis (Det.).
- 2014 — Signed:** WR Emmanuel Sanders (Pit.), CB Aqib Talib (N.E.), S T.J. Ward (Cle.). **Lost:** S Mike Adams (Ind.), DE Robert Ayers (NYG), G Zane Beadles (Jac.), LB Stewart Bradley, CB Marquice Cole, WR Eric Decker (NYJ), S Michale Huff, CB Quentin Jammer, C Dan Koppen, LB Paris Lenon, DE Jeremy Mincey (Dal.), RB Knowshon Moreno (Mia.), DE Shaun Phillips (Ten.), CB Dominique Rodgers-Cromartie (NYG), C Steve Vallos, LB Wesley Woodyard (Ten.).

## BRONCOS MAJOR TRADE HISTORY

### 2014

Obtained a 2nd-2014 (WR Cody Latimer) and 7th-2014 (LB Corey Nelson) from San Francisco in exchange for a 2nd-2014 [traded to Miami (WR Jarvis Landry)], a 5th-2014 [traded to Miami (LB Jordan Tripp)] and a 4th-2015.  
Obtained a 5th-2014 (LB Lamin Barrow) and a 5th-2015 from Chicago in exchange for a 4th-2014 (S Brock Vereen) and a 7th-2014 (T Charles Leno Jr.).

### 2013

Obtained a 5th-2013 (DE Quanterus Smith) and 6th-2013 (T Vinston Painter) from Green Bay in exchange for a 4th-2013 (RB Jonathan Franklin).

### 2012

Obtained a 4th-2012 (C Philip Blake) and 6th-2012 (LB Danny Trevathan) from the N.Y. Jets in exchange for QB Tim Tebow and a 7th-2012 (DE Greg Scruggs).  
Obtained a 1st-2012 [traded to Tampa Bay (RB Doug Martin)] and a 4th-2012 [traded to Tampa Bay (DE Jared Crick)] from New England in exchange for a 1st-2012 (LB Dont'a Hightower).  
Obtained a 2nd-2012 (DE Derek Wolfe) and a 4th-2012 (CB Omar Bolden) from Tampa Bay in exchange for a 1st-2012 (RB Doug Martin) and a 4th-2012 (DE Jared Crick).  
Obtained a 3rd-2012 (RB Ronnie Hillman) from Cleveland in exchange for a 3rd-2012 (DT John Hughes) and a 4th-2012 (LB James-Michael Johnson).

### 2011

Obtained 2nd-2011(S Rahim Moore), 4th-2011 (S Quinton Carter) and 5th-2011 [traded to Green Bay (TE D.J. Williams)] from San Francisco in exchange for 2nd-2011 (QB Colin Kaepernick).  
Obtained 4th-2011 (TE Julius Thomas) and 7th-2011 (TE Virgil Green) from Green Bay in exchange for 5th-2011 (TE D.J. Williams) and 6th-2011 (LB D.J. Smith).  
Obtained DT Brodrick Bunkley from Philadelphia in exchange for a 6th-2012 (WR Marvin McNutt).  
Obtained a 5th-2012 (DE Malik Jackson) from St. Louis in exchange for WR Brandon Lloyd.

### 2010

Obtained QB Brady Quinn from Cleveland in exchange for RB Peyton Hillis, 6th-2011 and a conditional 2012 draft selection.  
Obtained 2nd-2010 [traded to Baltimore (LB Sergio Kindle)] and 2nd-2011 from Miami in exchange for WR Brandon Marshall.  
Obtained 5th-2010 (CB Perrish Cox) from Philadelphia through Cleveland in a three-way trade that sent TE Tony Scheffler to Detroit along with 7th-2010 [traded to Philadelphia (LB Jamar Chaney)].  
Obtained 1st-2010 [traded to Philadelphia (DE Brandon Graham)] and 4th-2010 [traded to New England (TE Aaron Hernandez)] from San Francisco for 1st-2010 (T Anthony Davis).  
Obtained 1st-2010 [traded to Dallas via New England (WR Dez Bryant)], 3rd-2010 [traded to Baltimore (TE Ed Dickson)] and 3rd-2010 (WR Eric Decker) from Philadelphia in exchange for 1st-2010 (DE Brandon Graham).  
Obtained 1st-2010 (WR Demaryius Thomas) from New England in exchange for 1st-2010 [traded to Dallas (WR Dez Bryant)] and 4th-2010 (TE Aaron Hernandez).  
Obtained 1st-2010 (QB Tim Tebow) from Baltimore in exchange for 2nd-2010 (LB Sergio Kindle), 3rd-2010 (TE Ed Dickson) and 4th-2010 (TE Dennis Pitta).  
Obtained 7th-2010 (CB Syd'Quan Thompson) and 7th-2010 (LB Jammie Kirelw) from Tampa Bay in exchange for 5th-2011.  
Obtained LB Joe Mays from Philadelphia in exchange for RB J.J. Arrington.  
Obtained TE Dan Gronkowski from Detroit in exchange for CB Alphonso Smith.  
Obtained RB Laurence Maroney and a 6th-2011 [traded to Minnesota through Cleveland (T DeMarcus Love)] from New England in exchange for a 4th-2011 [traded to Seattle (LB K.J. Wright)].

### 2009

Obtained QB Kyle Orton, 1st-2009 (DE Robert Ayers), 3rd-2009 [traded to Pittsburgh (WR Mike Wallace)] and 1st-2010 [traded to San Francisco (T Anthony Davis)] from Chicago in exchange for QB Jay Cutler and 5th-2009 (WR Johnny Knox).  
Obtained 2nd-2009 (CB Alphonso Smith) from Seattle in exchange for 1st-2010 (S Earl Thomas).  
Obtained 2nd-2009 (TE Richard Quinn) and 4th-2009 (G Seth Olsen) from Pittsburgh in exchange for 3rd-2009 (G Kraig Urbik) and 3rd-2009 (WR Mike Wallace).  
Obtained 5th-2009 (WR Kenny McKinley) from Baltimore through New England, Philadelphia and Cleveland in exchange for 5th-2009 (TE Davon Drew) and 7th-2009 (RB Cedric Peerman).  
Obtained 6th-2009 (QB Tom Brandstater) from Detroit in exchange for 7th-2009 (LB Zack Follett) and 5th-2010.  
Obtained DL Le Kevin Smith and a 7th-2010 from New England [traded to Washington via Philadelphia and New England (T Selvis Capers)] in exchange for 5th-2010 [traded to New Orleans through Oakland and Jacksonville (C Matt Tennant)].  
Obtained OL Russ Hochstein from New England in exchange for 7th-2010 [traded to Washington via Philadelphia (T Selvis Capers)].

### 2008

Obtained 5th-2009 [traded to Chicago (WR Johnny Knox)] from Seattle in exchange for WR Keary Colbert.  
Obtained 7th-2009 [traded to Detroit (LB Zack Follett)] from Atlanta in exchange for CB Dominique Foxworth.  
Obtained 5th-2010 from Dallas [traded to New Orleans through New England, Oakland and Jacksonville (C Matt Tennant)] in exchange for G Montrea Holland.  
Obtained DT Dewayne Robertson from N.Y. Jets in exchange for a conditional 2009 draft pick (did not meet conditions).  
Obtained 6th-2008 (FB/LB Spencer Larsen) from Houston in exchange for C Chris Myers.

### 2007

Obtained 5th-2008 (RB Ryan Torain) from Oakland in exchange for DT Gerard Warren.  
Obtained DT Jimmy Kennedy from St. Louis in exchange for 6th-2008 [traded to Washington (CB Kareem Moore)].  
Obtained 4th-2007 (DT Marcus Thomas) from Minnesota in exchange for 6th-2007 (LB Rufus Alexander), 7th-2007 (WR Chandler Williams) and 3rd-2008 [traded to Kansas City (RB Jamaal Charles)].  
Obtained 1st-2007 (DE Jarvis Moss) from Jacksonville in exchange for 1st-2007 (S Reggie Nelson), 3rd-2007 [traded to Baltimore (T Marshal Yanda)] and 6th-2007 [traded to Atlanta (C Doug Datish)].  
Obtained 7th-2008 (FB Peyton Hillis) from Tampa Bay in exchange for QB Jake Plummer.  
Obtained CB Dré Bly and 6th-2007 [traded to Minnesota (LB Rufus Alexander)] from Detroit in exchange for RB Tatum Bell, T George Foster and 5th-2007 (LB Johnny Baldwin).

### 2006

Obtained 3rd-2007 (T Ryan Harris) and 4th-2008 (CB Jack Williams) from Washington in a three-way trade in which Denver WR Ashley Lelie was sent to Atlanta, which traded RB T.J. Duckett to Washington.  
Obtained WR Javon Walker from Green Bay in exchange for 2nd-2006 [traded to Atlanta (CB Jimmy Williams)].  
Obtained 1st-2006 (QB Jay Cutler) from St. Louis in exchange for 1st-2006 (CB Tye Hill) and 3rd-2006 (DT Claude Wroten).  
Obtained 2nd-2006 [traded to Green Bay (then traded to Atlanta (CB Jimmy Williams)) in exchange for WR Javon Walker] and 3rd-2006 [traded to St. Louis (TE Dominique Byrd)] from San Francisco in exchange for 1st-2006 (LB Manny Lawson).  
Obtained 1st-2006 [traded to St. Louis (CB Tye Hill) with 3rd-2006 (DT Claude Wroten) for 1st-2006 (QB Jay Cutler)] from Atlanta in exchange for 1st-2006 [traded to N.Y. Jets (C Nick Mangold)], 3rd-2006 [traded to St. Louis (TE Dominique Byrd)] and 4th-2007 [traded to Minnesota and then traded back to Denver (DT Marcus Thomas)].

### 2005

Obtained DE John Engelberger from San Francisco in exchange for CB Willie Middlebrooks.  
Obtained P Todd Sauerbrun from Carolina in exchange for 7th-2006 (DE Stanley McClover) and P Jason Baker.  
Obtained 3rd-2005 (CB Karl Paymah), 1st-2006 [traded to San Francisco (LB Manny Lawson)] in exchange for 2nd-2006 [traded to Green Bay (then traded pick to Atlanta (CB Jimmy Williams) in exchange for WR Javon Walker], 3rd-2006 [traded to St. Louis (TE Dominique Byrd)] and 4th-2006 (WR Brandon Marshall) from Washington in exchange for 1st-2005 (QB Jason Campbell).

## MAJOR TRADES, CONT.

Obtained DE Ebenezer Ekuban and DT Michael Myers from Cleveland in exchange for RB Reuben Droughns.  
Obtained DT Gerard Warren from Cleveland in exchange for 4th-2005 [traded through Seattle, Carolina, Green Bay and Philadelphia (T Todd Herremans)].

### 2004

Obtained DT Ellis Johnson from Atlanta in exchange for 5th-2005 (LB Michael Boley).  
Obtained 1st-2004 (LB D.J. Williams) from Cincinnati in exchange for 1st-2004 [traded to St. Louis (RB Steven Jackson) for 1st-2004 (RB Chris Perry) and 4th-2004 (T Stacy Andrews)], 4th-2004 (DE Robert Geathers) and CB Deltia O'Neal.  
Obtained 2nd-2004 (RB Tatum Bell) and CB Champ Bailey from Washington in exchange for RB Clinton Portis.

### 2003

Obtained 6th-2004 (WR Triandos Luke) from Washington in exchange for DT Lionel Dalton.  
Obtained 4th-2003 (DE Bryant McNeal) and 5th-2003 (C Ben Claxton) from New England in exchange for 4th-2003 (CB Asante Samuel).  
Obtained 4th-2003 (RB Quentin Griffin), 4th-2003 [traded to New England (CB Asante Samuel) in exchange for 4th-2003 (DE Bryant McNeal) and 5th-2003 (C Ben Claxton)] and 7th-2003 (DE Clint Mitchell) from Carolina in exchange for 3rd-2003 (DB Ricky Manning).

### 2002

Obtained 4th-2002 (S Sam Brandon) and 5th-2002 (WR Herb Haygood) from New England in exchange for 4th-2002 (QB Rohan Davey).  
Obtained 3rd-2002 (DT Dorsett Davis) from Baltimore in exchange for 4th-2002 (P Dave Zastudil) and 5th-2002 (TE Terry Jones).

### 2001

Obtained 7th-2002 (S Chris Young) from Atlanta in exchange for LB Henri Crockett.  
Obtained 4th-2002 [traded to Baltimore (P Dave Zastudil), along with 5th-2002 (TE Terry Jones)] from Atlanta in exchange for 7th-2001 (S Corey Hall), 7th-2001 (G Kyan Forney) and 7th-2001 (DE Ronald Flems).  
Obtained 2nd-2001 (DE Paul Toviessi) from Buffalo in exchange for 2nd-2001 (RB Travis Henry) and 4th-2001 (LB Brandon Spoon).

### 2000

Obtained 4th-2001 [traded back to Buffalo (LB Brandon Spoon) along with 2nd-2001 (RB Travis Henry)] in exchange for 2nd-2001 (DE Paul Toviessi) from Buffalo in exchange for CB Chris Watson.  
Obtained 4th-2001 (C Ben Hamilton) from Green Bay in exchange for LB Nate Wayne.  
Obtained WR Robert Scott from Green Bay in exchange for conditional draft choice.  
Obtained 5th-2000 (WR Muneer Moore) from Seattle in exchange for 6th-2000 (WR James Williams) and 7th-2000 (DB Clifton Black).  
Obtained 1st-2000 (CB Deltia O'Neal) and 2nd-2000 (S Kenoy Kennedy) from Baltimore in exchange for 1st-2000 (WR Travis Taylor).  
Obtained 5th-2000 (RB Mike Anderson) from St. Louis in exchange for RB Derek Loville.  
Obtained S Billy Jenkins from St. Louis in exchange for 5th-2000 (DE Brian Young) and 5th-2001 (traded by St. Louis to Washington: WR Darmerian McCants).  
Obtained 7th-2001 [traded to Atlanta (G Kyan Forney)] from Green Bay in exchange for LB David Bowens.

### 1999

Obtained 7th-2000 [traded to Seattle (DB Clifton Black) along with 6th-2000 (WR James Williams) in exchange for 5th-2000 (WR Muneer Moore) and 7th-2001 [traded to Atlanta (S Corey Hall) along with 7th-2001 (G Kyan Forney) and 7th-2001 (DE Ronald Flems) in exchange for 4th-2002] from Washington in exchange for CB Tito Paul.  
Obtained RB John Avery from Miami in exchange for WR Marcus Nash.  
Obtained 6th-1999 (TE Desmond Clark) and 7th-1999 (WR Billy Miller) from Washington in exchange for 5th-1999 (T Derek Smith).  
Obtained 3rd-1999 (CB Chris Watson) and 4th-2000 (G/T Cooper Carlisle) from Carolina in exchange for QB Jeff Lewis.

### 1998

Obtained 5th-1999 (DE/LB David Bowens) from Dallas in exchange for TE Kendall Watkins.  
Obtained 7th-1998 (T Trey Teague) from Philadelphia in exchange for 6th-1999 (WR Troy Smith).  
Obtained 2nd-1999 (DE Montae Reagor) from San Francisco in exchange for T Jamie Brown.

### 1997

Obtained 3rd-1997 (G Dan Neil) from N.Y. Jets for 3rd-1997 (WR Dedric Ward), 6th-1997 (QB Chuck Clements), 7th-1997 (Jason Ferguson) and 6th-1998 (Dustin Johnson).  
Obtained T Tony Jones from Baltimore for 2nd-1997 (DB Kim Herring).

### 1996

Obtained WR Todd Kinchen from St. Louis for 5th-1997 (Taje Allen).  
Obtained 2nd-1996 [traded to Baltimore (CB Deron Jenkins) for three more picks: 3rd-1996 (RB Detron Smith), 4th-1996 (QB Jeff Lewis) and 7th-1996 (T Leslie Ratliff)] and 7th-1996 (P Brian Gragert) from Detroit in exchange for RB/KR Glyn Milburn.  
Obtained 4th-1996 (S Darrius Johnson), 5th-1996 (WR Patrick Jeffers) and 7th-1996 (RB L.T. Levine) from Carolina for 4th-1996 (Emmanuel McDaniel).

### 1995

Obtained 4th-1995 (T Jamie Brown) and 6th-1995 (RB Terrell Davis) from Minnesota in exchange for 4th-1995 (QB Chad May).

### 1994

Obtained 4th-1995 (LB Ken Brown) from Los Angeles Rams in exchange for QB Tommy Maddox.  
Obtained 7th-1994 (C Tom Nalen) from New York Giants in exchange for WR Arthur Marshall.  
Obtained WR Mike Pritchard and 7th-1995 (TE Byron Chamberlain) from Atlanta in exchange for 3rd-1994 (G Alai Kalaniualu) and 1st-1995 (dealt to Minnesota, which selected WR Derrick Alexander).  
Obtained DT Ted Washington from San Francisco in exchange for 5th-1994 (to Green Bay: Dorsey Levens).  
Obtained CB Ben Smith from Philadelphia for 3rd-1995 (WR Chris T. Jones) and 5th-1996 (Whit Marshall).

### 1993

Obtained T Gary Zimmerman from Minnesota in exchange for 1st-1994 (Dewayne Washington), 6th-1994 (Andrew Jordan) and 2nd-1995 (Orlando Thomas).  
Obtained 7th-1994 (Butler By'not'e) from Green Bay in exchange for G Doug Widell.  
Obtained undisclosed conditional draft choice from Minnesota in exchange for WR Vance Johnson.  
Obtained 1st-1993 (Dan Williams) from Cleveland for 1st-1993 (Steve Everitt) and 3rd-1993 (Mike Caldwell).  
Obtained 3rd-1993 (Rondell Jones) from L.A. Raiders for RB Gaston Green.  
Obtained 3rd-1993 (dealt to Cleveland: Mike Caldwell) and 7th-1993 (Clarence Williams) from Atlanta for S Alton Montgomery.

### 1992

Obtained RB Sammie Smith from Miami for RB Bobby Humphrey.  
Obtained 7th-1992 (Jim Johnson) and 8th-1992 (Dietrich Lockridge) from New York Jets in exchange for 6th-1992 (Jeff Blake).  
Obtained 7th-1992 (Ron Geater) from Tampa Bay in exchange for WR Ricky Nattiel.

### 1991

Obtained T Harvey Salem from Detroit in exchange for 3rd-1992 (Thomas McLemore).  
Obtained RB Gaston Green and 4th-1991 (Derek Russell) from L.A. Rams for T Gerald Perry and 12th-1991 (Jeff Pahukoa).

### 1990

Obtained DE David Galloway from Phoenix for 8th-1991 (Greg Amsler).  
Obtained T/C David Widell from Dallas for 7th-1991 (Leon Lett).  
Obtained 8th-1991 (traded back to Phoenix: Greg Amsler) from Phoenix for TE David Little.  
Obtained 10th-1990 (James Szymanski) from Los Angeles Raiders for 11th-1990 (Ron Lewis).

Obtained 5th-1990 (Jeff Davidson) from New England for 4th-1991 (dealt to Pittsburgh: Sammy Walker).

#### 1989

Obtained DE Ron Holmes from Tampa Bay for 4th-1990 (Tony Mayberry).

Obtained DE Kevin Brooks and 4th-1990 (Jeroy Robinson) from Dallas for 3rd-1990 (dealt to New England: Greg McMurtry).

Obtained K David Treadwell from Phoenix in exchange for 12th-1990 (Ken McMichel).

Obtained 1st-1989 (Steve Atwater), 2nd-1989 (Warren Powers), and a 5th-1989 (Darren Carrington) from Cleveland for 1st-1989 (Eric Metcalf).

#### 1988

Obtained FB Calvin Thomas from Chicago in exchange for undisclosed conditional draft choice.

Obtained NT Shawn Knight from New Orleans for NT Ted Gregory.

Obtained undisclosed future draft choice from Washington in exchange for RB/TE Bobby Micho.

Obtained C Mike Ruether from Phoenix in exchange for LB Ricky Hunley.

Obtained RB Tony Dorsett from Dallas in exchange for conditional 5th-1989 (Jeff Roth).

Obtained rights to S Kip Corrington from Detroit in exchange for conditional undisclosed future draft choice.

#### 1987

Obtained 10th-1988 (Channing Williams) from Pittsburgh for LB Ken Woodward.

Obtained G Stefan Humphries from Chicago for P Bryan Wagner.

Obtained C/G Larry Lee from Miami for 8th-1988 (Louis Cheek).

#### 1986

Obtained 11th-1987 (Steve Roberts) and undisclosed future draft choice (7th-1988; Pat Kelly) from Los Angeles Rams in exchange for LB Steve Busick.

Obtained CB Mark Haynes from the New York Giants in exchange for 2nd-1986 (Pepper Johnson) and 6th-1986 (obtained from Tampa Bay; Giants selected Ron Brown), and 2nd-1987 (Adrian White).

#### 1985

Obtained TE Mike Barber from Los Angeles Rams in exchange for 12th-1986 (Marcus DuPree).

Obtained 2nd-1985 (Vance Johnson) from Houston in exchange for 2nd-1985 (obtained from Tampa Bay; Houston selected Richard Byrd) and 5th-1985 (Lee Johnson).

Obtained 6th-1986 (Orson Mobley) from Green Bay in exchange for QB Scott Brunner.

#### 1984

Obtained 6th-1986 (traded to Giants in 1986 in Mark Haynes deal; Giants selected Ron Brown) from Tampa Bay in exchange for DE Brison Manor.

Obtained rights to LB Ricky Hunley from Cincinnati for 1st-1986 (Tim McGee), 3rd-1986 (David Fulcher) and 5th-1987 (Greg Home).

Obtained WR Butch Johnson from Houston in exchange for 3rd-1985 (Mike Kelley).

Obtained WR Dave Logan from Cleveland in exchange for 4th-1984 (Rickey Bolden).

Obtained QB Scott Brunner from New York Giants in exchange for 4th-1984 (Gary Reasons).

Obtained 4th-1984 (Randy Robbins) and conditional undisclosed future draft choice (2nd-1985; traded to Houston: Richard Byrd) from Tampa Bay in exchange for QB Steve DeBerg.

Obtained TE Eason Ramson from San Francisco in exchange for 5th-1984 (dealt to Atlanta: Cliff Benson).

Obtained LB Stan Blinks from New York Jets in exchange for 6th-1985 (Rich Miano).

#### 1983

Obtained 5th-1985 (Billy Hinson) from Miami in exchange for LB Larry Evans.

Obtained 8th-1984 (Winford Hood) from Green Bay in exchange for DE Greg Boyd.

Obtained rights to QB John Elway from Baltimore for G Chris Hinton, 1st-1984 (Ron Solt) and QB Mark Herrmann.

#### 1982

Obtained 4th-1984 (dealt to Cleveland for Dave Logan; Cleveland selected Rickey Bolden) from New Orleans in exchange for T Kelvin Clark.

Obtained S J.T. Thomas from Pittsburgh in exchange for 8th-1983 (Henry Odom).

Obtained linebacker Robert L. Jackson from Cleveland for 6th-1982 (Mike Whitwell).

Obtained 1st-1982 (Gerald Willhite) and 4th-1982 (Dan Plater) from Buffalo Bills for 1st-1982 (Perry Tuttle).

#### 1981

Obtained QB Steve DeBerg from San Francisco for 4th-1983 (dealt to Rams: Chuck Nelson).

Obtained WR Wade Manning from Buffalo for 8th-1982 (dealt to Dallas: George Peoples).

Obtained future undisclosed draft choice (5th-1983; Bruce Baldwin) from New Orleans for LB Rob Nairne.

Obtained RB Tony Reed from Kansas City for 3rd-1981 (Roger Taylor) and 4th-1982 (Stuart Anderson).

#### 1980

Obtained WR Emery Moorehead from New York Giants for 8th-1981 (Mark Reed).

Obtained RB Don Hardeman from Baltimore for 12th-1980 (Marvin Sims).

Obtained CB Perry Smith from St. Louis for 8th-1980 (Grant Hudson) and 10th-1981 (Jim Joiner).

Obtained RB Lawrence McCutcheon from Los Angeles for 3rd-1982 (dealt to Houston: Robert Abraham).

Obtained QB Matt Robinson from N.Y. Jets for 1st-1980 (dealt to San Francisco: Jim Stuckey), 2nd-1980 (Ralph Clayton) and QB Craig Penrose.

#### 1979

Obtained 8th-1980 (Don Coleman) from Baltimore for P Bucky Dilts.

Obtained 2nd-1980 (Rulon Jones) and 5th-1980 (Laval Short) and 3rd-1981 (traded to Kansas City: Roger Taylor) for DE Lyle Alzado.

#### 1978

Obtained OT Tom Neville from New England for 10th-1979.

Obtained DB Charlie West and 6th-1979 (Jeff McIntyre) for TE Bill Gay.

Obtained future undisclosed draft choice from Detroit for center Mike Montler.

#### 1977

Obtained RB Jim Jensen from Dallas for 6th-1979 (Martin Cox).

Obtained OT Andy Maurer from San Francisco for 9th-1978 (Steve McDaniels).

Obtained C Mike Montler from Buffalo for 2nd-1979 (Jim Haslett).

Obtained DB Bernard Jackson from Cincinnati for 3rd-1978 (Don Bass) and 7th-1978 (G Dan Bass).

Obtained QB Craig Morton from the New York Giants for QB Steve Ramsey and 5th-1978 (Brian DeRoo).

#### 1976

Obtained LB Godwin Turk from New York Jets for 5th-1977 (Gary Gregory).

Obtained OT Bill Bain from Green Bay for 3rd-1977 (Rick Scribner).

Obtained 9th-1976 (Jim Lisko) from St. Louis for DB Jeff Severson.

#### 1975

Obtained DB Jeff Severson from Houston for 7th-1976 (Larry Harris).

Obtained past considerations from Kansas City for TE Billy Masters.

Obtained C Phil Olsen from Los Angeles for WR Otto Stowe, 3rd-1976 and 6th-1977 (Art Best).

Obtained DB Clarence Ellis from Atlanta for DB Charles Greer, WR Jerry Simmons and 6th-1976 (Stan Varner).

Obtained DT Greg Marx and 5th-1975 (Stan Rogers) from Atlanta for G Larron Jackson.



## MAJOR TRADES, CONT.

### 1974

Obtained 4th-1975 (Steve Taylor) from Kansas City for LB Tom Graham.  
 Obtained 10th-1975 (Hank Englehardt) from Kansas City for T Tom Drougas.  
 Obtained 3rd-1975 (Mike Franckowiak) from New York Giants for RB Joe Dawkins.  
 Obtained RB Jon Keyworth from Washington for 6th-1975 (Mark Doak) and 11th-1975 (Ardell Johnson).  
 Obtained DB John Rowser from Pittsburgh for 6th-1974 (James Wolfe) and 9th-1974 (Tommy Reamon).

### 1973

Obtained LB Ray May from Baltimore for 3rd-1974 (Robert Pratt) and 8th-1974 (Paul Miles).  
 Obtained DB Dale Hackbart from St. Louis for 10th-1974 (Greg Hartle).  
 Obtained LB Bill Laskey from Baltimore for 7th-1974 (Dan Dickett).  
 Obtained WR Gene Washington from Minnesota for WR Rod Sherman and 5th-1974 (Jim Ferguson).

### 1972

Obtained 3rd-1974 (Claudie Minor) and 6th-1974 (traded to Pittsburgh: James Wolfe) from Cleveland for QB Don Horn.  
 Obtained WR Haven Moses from Buffalo for WR Dwight Harrison.  
 Obtained 3rd-1973 (Paul Howard) from Cleveland for DE Rich Jackson.  
 Obtained C Bobby Maples from Pittsburgh for 6th-1973 (Ron Bell).  
 Obtained T Rick Sharp from Pittsburgh for 8th-1973 (Loren Toews).  
 Obtained DE-T Lloyd Voss from Pittsburgh for 5th-1973 (Dave Reavis).  
 Obtained QB Charley Johnson from Houston for 3rd-1973 (dealt to Baltimore: Bill Olds).  
 Obtained RB Eddie Ray and 3rd-1973 (John Wood) from San Diego for DT Dave Costa.  
 Obtained 7th-1973 (John Grant) from Baltimore for TE John Mosier.  
 Obtained LB Al Andrews from Buffalo for LB Dave Washington.  
 Obtained 5th-1973 (traded to Pittsburgh: Dave Reavis) from New Orleans for LB John Huard.

### 1971

Obtained RB Joe Dawkins from Houston for RB Dickie Post.  
 Obtained OG Larron Jackson and 5th-1972 from Houston for DB Cleophus Johnson.  
 Obtained LB Olen Underwood from Houston for OG Bob Young.  
 Obtained 5th-1972 (Jim Krieg) from Philadelphia for QB Pete Liske.  
 Obtained RB Dickie Post from San Diego for 2nd-1972 (dealt to Rams: Jim Bertelsen).  
 Obtained QB Steve Ramsey from New Orleans for 4th-1972 (dealt to Dallas: Tim Kearney).  
 Obtained T Roger Shoals from Detroit for LB Carl Cunningham.  
 Obtained QB John Stofa from Miami for 7th-1972 (Bill Adams).  
 Obtained DB Butch Byrd from Buffalo for 5th-1972 (Robert Penchion).  
 Obtained DB Leroy Mitchell from Houston for DB John Charles.  
 Obtained DB John Charles and 4th-1972 (Tom Graham) from Minnesota for WR Al Denson.  
 Obtained QB Don Horn and 1st-1972 (Riley Odoms) from Green Bay for DE Alden Roche and 1st-1972 (Willie Buchanon).  
 Obtained K Jim Turner from New York Jets for K Bobby Howfield.

### 1970

Obtained DB Cornell Gordon from New York Jets for DB Gus Hollomon.  
 Obtained TE Jim Whalen from Boston for TE Tom Beer.  
 Obtained DB Paul Martha from Pittsburgh for C Walter Highsmith and T Wallace Dickey.  
 Obtained RB Booker Edgerson from Buffalo for 5th-1972 (dealt to Houston and then Atlanta: Billy Taylor).  
 Obtained FB Willis Crenshaw from St. Louis for 3rd-1971 (Jim Livesay).  
 Obtained TE Billy Masters from Buffalo for 5th-1971 (Tim Beamer).  
 Obtained 8th-1971 (Tom Beard) from Houston for RB Tom Smiley.  
 Obtained 4th-1971 (Lyle Alzado) from Boston for K Charlie Gogolak.

### 1969

Obtained RB Tom Smiley from Cincinnati for WR Eric Crabtree.  
 Obtained T Walt Barnes from Kansas City for 8th-1970 (Fred Barry).

### 1968

Obtained a future draft choice from the N.Y. Jets for DB Nemiah Wilson, later canceled when Wilson was cut by the Jets.  
 Obtained 4th-1969 (Mike Schnitker) from Kansas City for DT Curley Culp.  
 Obtained 3rd-1968 (Robert Vaughan) from Kansas City for DB Goldie Sellers.  
 Obtained 4th-1968 (Drake Garrett) from Kansas City for RB Wendell Hayes.  
 Obtained 6th-1969 (Wandy Williams) from Buffalo for RB Charlie Mitchell.

### 1967

Obtained QB Steve Tensi from San Diego for 1st-1968 (Russ Washington) and 1st-1969 (Marty Domres).  
 Obtained OG Dick Tyson, LB Ray Schmaltz and DE Rich Jackson from Oakland for WR Lionel Taylor and C Jerry Sturm.  
 Obtained RB Cookie Gilchrist, QB George Wilson, OG Ernie Park and DE Earl Faison from Miami for DE Dan LaRose, LB Jerry Hopkins, RB Abner Haynes, and 6th-1968 (Kim Hammond).  
 Obtained WR Bill Cronin from Miami for DT Ray Jacobs.  
 Obtained DT Dave Costa from Buffalo for 4th-1968 (Edgar Chandler).  
 Obtained DT Rex Mirich and 3rd-1967 (dealt to Buffalo: Tom Rhoads) from Oakland for DB Willie Brown and QB Mickey Slaughter.

### 1966

Obtained 3rd-1967 (Mike Current) and 5th-1967 (Fran Lynch) from Miami for RB Cookie Gilchrist.  
 Obtained LB Archie Matsos from Oakland for RB Hewritt Dixon.

### 1965

Obtained RB Cookie Gilchrist from Buffalo for RB Billy Joe.  
 Obtained RB Abner Haynes from Kansas City for LB Jim Fraser.

### 1964

Obtained DT Stan Fanning and 6th-1964 (Al Denson) from Oakland for RB Gene Mingo.  
 Obtained QB Jacky Lee for two years use from Houston for 1st-1965 and DT Bud McFadin.  
 Obtained LB Marv Matuszak and DB Billy Atkins from Buffalo for C Walt Cudzik.  
 Obtained DT-K Dick Guesman, DE Ed Cooke, DT Charlie Janerette, OG Sid Fournet and LB Jim Price from New York Jets for DB Bob Zeman, LB Wahoo McDaniel, WR Gene Prebola and DT Gordy Holz.

### 1962

Obtained RB Bo Dickinson from Dallas for OB Carl Larpenster.  
 Obtained HB Bob Scarpitto, DB Bob Zeman and OE Luther Hayes from San Diego for cash.

### 1960

Obtained DB Goose Gonsoulin from Dallas for FB Jack Spikes.

## ALL-TIME COACHES ROSTER

COACH	POSITION	YEARS OF SERVICE (TOTAL)
<b>A</b>		
Dennis Allen	Defensive Coordinator	2011 (1)
<b>B</b>		
Joe Baker	Linebackers	2007 (1)
	Offensive Assistant	2008 (1)
Vernon Banks	Strength and Conditioning	1993-94 (2)
<b>Clancy Barone</b>	<b>Tight Ends</b>	<b>2009, 11-13 (4)</b>
	<b>Offensive Line</b>	<b>2010 (1)</b>
Marvin Bass	Special Assistant	1982-83, '85-92 (10)
	Offensive Line	1984 (1)
Jeremy Bates	Offensive Assistant	2006 (1)
	Wide Receivers/Quarterbacks	2007 (1)
	Quarterbacks	2008 (1)
Jim Bates	Assistant Head Coach/Defense	2007 (1)
Chip Beake	Quality Control	2006 (1)
<b>Chris Beake</b>	<b>Defensive Quality Control</b>	<b>2013 (1)</b>
Raymond Berry	Quarterbacks	1992 (1)
Marv Braden	Special Teams	1977-80 (4)
Ronnie Bradford	Special Teams Assistant	2003 (1)
	Special Teams	2004-06 (3)
	Assistant Defensive Backs	2007 (1)
	Defensive Backs	2008 (1)
Tim Brewster	Tight Ends	2005-06 (2)
Jacob Burney	Defensive Line	2002-04, '07-08 (5)
	Defensive Line/Ends	2005-06 (2)
Keith Burns	Special Teams Assistant	2007-12 (6)
Frank Bush	Linebackers	1995-99 (5)
	Nickel Package/Secondary	2000 (1)
	Special Teams	2001-03 (3)
<b>C</b>		
Troy Calhoun	Defensive Assistant	2003 (1)
	Offensive Assistant/Special Teams	2004 (1)
	Assistant to Head Coach	2005 (1)
<b>Brian Callahan</b>	<b>Coaching Assistant</b>	<b>2010 (1)</b>
	<b>Offensive Quality Control</b>	<b>2011-12 (2)</b>
	<b>Offensive Assistant</b>	<b>2013 (1)</b>
Ken Carpenter	Assistant	1961 (1)
Rubin Carter	Assistant Defensive Line	1987-88 (2)
Jim Cason	Backfield	1960 (1)
Dwayne Chandler	Assistant Strength and Conditioning	2007-08 (2)
Barney Chavous	Assistant Strength and Conditioning	1989 (1)
	Defensive Assistant	1990-92 (3)
	Assistant Strength/Assistant Defensive Line	1993-94 (2)
	Assistant Strength/Assistant Offensive Line	1995-99 (5)
Max Coley	Offensive Coordinator	1972-76 (5)
Joe Collier	Defensive Backfield	1969-71 (3)
	Defensive Coordinator	1972-81 (10)
	Assistant Head Coach/Defense	1982-88 (7)
Jim Bob Cooter	Offensive Assistant	2013 (1)
Dick Coury	Wide Receivers	1972-73 (2)
Larry Coyer	Linebackers	2000-02 (3)
	Defensive Coordinator	2003-06 (4)
<b>D</b>		
Kay Dalton	Wide Receivers	1974-76 (3)
	Special Offensive Assistant	1986 (1)
Joe DeCamillis	Defensive Quality Control	1991-92 (2)
<b>Jack Del Rio</b>	<b>Defensive Coordinator</b>	<b>2012-13 (2)</b>
Rick Dennison	Offensive Assistant	1995-96 (2)
	Special Teams	1997-2000 (4)
	Offensive Line	2001-05, '09 (6)
	Offensive Coordinator	2006 (1)
	Offensive Coordinator/Offensive Line	2007-08 (2)
George Dickson	Defensive Backs	1964-65 (2)
Dale Dodrill	Defensive Line	1960-63, '66 (5)
Kirk Doll	Assistant Defensive Backs	2004 (1)
	Linebackers	2005-06 (2)
Ed Donatell	Defensive Backs	1995-99, '09-10 (7)
Karl Dorrell	Wide Receivers	2000-02 (3)
Whitney Dovell	Offensive Line	1967-70, '79-80 (6)
	Special Teams/Tight Ends	1971 (1)
Rod Dowhower	Offensive Coordinator	1980 (1)
	Offensive Coordinator/Wide Receivers	1981-82 (2)
George Dyer	Defensive Line	1995-2001 (7)
	Assistant to Head Coach	2002 (1)

## ALL-TIME COACHES ROSTER, CONT.

E		
Hunter Enis	Offensive Backs	1967-71 (5)
<b>Mike Eubanks</b>	<b>Assistant Strength and Conditioning</b>	<b>2012-13 (2)</b>
F		
Jim Fassel	Offensive Coord./Quarterbacks	1993 (1)
	Assistant Head Coach/Offensive Coordinator	1994 (1)
Jack Faulkner	Head Coach	1962-64 (3)
Frank Filchock	Head Coach	1960-61 (2)
Jedd Fisch	Wide Receivers	2008 (1)
Mo Forte	Running Backs	1988-92 (5)
	Wide Receivers	1993-94 (2)
<b>John Fox</b>	<b>Head Coach</b>	<b>2011-13 (3)</b>
Jerry Frei	Offensive Line	1972-75, '81-82 (6)
Leon Fuller	Defensive Backs	1994 (1)
G		
Chan Gailey	Special Teams/Tight Ends	1985-86 (2)
	Tight Ends/Receivers	1987 (1)
	Quarterbacks	1988 (1)
	Offensive Coordinator/Receivers	1989-90 (2)
Bob Gambold	Linebackers	1972-73 (2)
	Defensive Backs	1974-77 (4)
<b>Sam Garnes</b>	<b>Assistant Secondary</b>	<b>2011-13 (3)</b>
<b>Adam Gase</b>	<b>Wide Receivers</b>	<b>2009-10 (2)</b>
	<b>Quarterbacks</b>	<b>2011-12 (2)</b>
	<b>Offensive Coordinator</b>	<b>2013 (1)</b>
<b>Jason George</b>	<b>Assistant Strength and Conditioning</b>	<b>2012-13 (2)</b>
Alex Gibbs	Offensive Line	1984-87 (4)
	Assistant Head Coach/Offensive Line	1995-2003 (9)
	Offensive Consultant	2013 (1)
David Gibbs	Safeties	2001 (1)
	Secondary	2002-04 (3)
Mike Giddings	Assistant Offensive Line	1976 (1)
Gary Glick	Defensive Backs	1962 (1)
I.J. Gorman	Strength and Conditioning	1983-84 (2)
Ken Gray	Offensive Line	1977-78 (2)
Bob Griffin	Assistant	1966 (1)
H		
John Hadl	Quarterbacks/Receivers	1983 (1)
Bishop Harris	Running Backs	1993-94 (2)
Mike Heimerdinger	Wide Receivers	1995-99 (5)
	Assistant Head Coach	2006 (1)
	Assistant Head Coach/Quarterbacks	2007 (1)
George Henshaw	Offensive Line	1988-90 (3)
	Wide Receivers	1991 (1)
	Offensive Coordinator/Receivers	1992 (1)
Ed Hughes	Defensive Backs	1963 (1)
J		
Charlie Jackson	Defensive Assistant	2007-08 (2)
Bill Johnson	Defensive Line	2007-08 (2)
Charley Johnson	Quarterbacks	1976 (1)
Reed Johnson	Special Teams	1981 (1)
Stan Jones	Defensive Line	1967-71, '76-88 (18)
K		
Larry Kennan	Wide Receivers	1988 (1)
<b>Greg Knapp</b>	<b>Quarterbacks</b>	<b>2013 (1)</b>
Gary Kubiak	Offensive Coordinator/Quarterbacks	1995-2002 (8)
	Offensive Coordinator	2003-05 (3)
L		
Charlie Lee	Running Backs	1981 (1)
Earl Leggett	Defensive Line	1989-90 (2)
John Levra	Offensive Line	1993-94 (2)
<b>Anthony Lomando</b>	<b>Assistant Strength and Conditioning</b>	<b>2012-13 (2)</b>
Justin Lovett	Strength and Conditioning Assistant	2010-11 (2)
Anthony Lynn	Assistant Special Teams	2000-02 (3)
M		
Dick MacPherson	Defensive Backs	1967-68 (2)
	Linebackers	1969-70 (2)
<b>Dave Magazu</b>	<b>Offensive Line</b>	<b>2011-13 (3)</b>
Ray Malavasi	Defensive Line	1964-65 (2)
	Head Coach/Offensive Line	1966 (1)
Pete Mangurian	Tight Ends/Assistant Offensive Line	1988-90 (3)
	Offensive Line	1991-92 (2)
Jim Martin	Offensive Line	1962 (1)
Don "Wink" Martindale	Linebackers	2009 (1)
	Defensive Coordinator	2010 (1)

**M (CONT.)**

Marv Matuszak	Defensive Backs	1966 (1)
Richie McCabe	Defensive Backs	1978-82 (5)
Mike McCoy	Offensive Coordinator/Quarterbacks	2009 (1)
	Offensive Coordinator	2010-12 (3)
Ben McDaniels	Coaching Assistant	2009 (1)
	Quarterbacks	2010 (1)
Josh McDaniels	Head Coach	2009-10 (2)
Thomas McGaughey	Special Teams Assistant	2005-06 (2)
Pat McPherson	Defensive Assistant	1998 (1)
	Offensive Assistant	1999-2002 (4)
	Quarterbacks	2003-06 (4)
	Tight Ends	2007-08 (2)
Bus Mertes	Offensive Back	1965-66 (2)
Keith Millard	Assistant Defensive Line/Pass Rush Specialist	2003-04 (2)
Al Miller	Strength and Conditioning	1985-92 (8)
Red Miller	Offensive Line	1963-65 (3)
	Head Coach	1977-80 (4)
Ron Milus	Defensive Backs	2000-02, '11-12 (5)
Myrel Moore	Offensive Line/Special Teams	1972 (1)
	Linebackers	1973-77, '83-88 (11)
	Offensive Line	1982 (1)

**N**

Nick Nicolau	Special Assistant	1981 (1)
	Running Backs	1982-87 (6)
Mike Nolan	Special Teams	1987 (1)
	Special Teams/Defensive Assistant	1988 (1)
	Linebackers	1989-92 (4)
	Defensive Coordinator	2009 (1)
Rex Norris	Defensive Line	1994 (1)
Wayne Nunnely	Defensive Line	2009-11 (3)

**O**

Scott O'Brien	Special Teams Coordinator	2007-08 (2)
---------------	---------------------------	-------------

**P**

Dwain Painter	Offensive Assistant	1997 (1)
Brian Pariani	Tight Ends	1995-2004 (10)
Babe Parilli	Quarterbacks	1977-79 (3)
Andre Patterson	Defensive Line/Tackles	2005-06 (2)
Roman Phifer	Assistant Linebackers	2009-10 (2)
Wade Phillips	Defensive Coordinator	1989-92 (4)
	Head Coach	1993-94 (2)
Fran Polsfoot	Wide Receivers	1977-80 (4)
	Tight Ends/Special Teams	1981-84 (4)
Ricky Porter	Offensive Assistant	1997-98 (2)
	Assistant Strength and Conditioning	1999 (1)
Mike Priefer	Special Teams Coordinator	2009-10 (2)

**R**

Dan Radakovich	Offensive Line	1983 (1)
John Ralston	Head Coach	1972-76 (5)
Dan Reeves	Head Coach	1981-92 (12)
Alvin Reynolds	Assistant Defensive Backs/Quality Control	1993-94 (2)
	Defensive Assistant/Assistant Defensive Backs	1995 (1)
Ray Rhodes	Defensive Coordinator	2001-02 (2)
Harold Richardson	Special Teams	1989-90 (2)
	Special Teams/Tight Ends	1991-92 (2)
	Special Assistant to Head Coach/Offense	1993-94 (2)
<b>Luke Richesson</b>	<b>Strength and Conditioning</b>	<b>2012-13 (2)</b>
Paul Roach	Offensive Backs	1977-80 (4)
Greg Robinson	Defensive Coordinator	1995-2000 (6)
<b>Jay Rodgers</b>	<b>Coaching Assistant</b>	<b>2009-10 (2)</b>
	<b>Defensive Quality Control</b>	<b>2011 (1)</b>
	<b>Defensive Line</b>	<b>2012-13 (2)</b>
<b>Jeff Rodgers</b>	<b>Special Teams Coordinator</b>	<b>2011-13 (3)</b>
Sam Rutigliano	Wide Receivers	1967-70 (4)
Jim Ryan	Defensive Assistant	2005-06 (2)
	Offensive Assistant	2007 (1)
	Linebackers	2008 (1)

**S**

Lou Saban	Head Coach	1967-71 (5)
Greg Saporta	Strength and Conditioning Assistant	1995-2011 (17)
Mike Shanahan	Wide Receivers	1984 (1)
	Offensive Coordinator	1985-87 (3)
	Quarterbacks	1989-90 (2)
	Offensive Coordinator	1991 (1)
	Head Coach	1995-2008 (14)
Bob Slowik	Defensive Backs	2005-06 (2)
	Defensive Coordinator/Defensive Backs	2007 (1)
	Defensive Coordinator	2008 (1)

## ALL-TIME COACHES ROSTER, CONT.

### S (CONT.)

Ryan Slowik	Defensive Assistant	2005-06	(2)
	Special Teams Assistant	2007	(1)
	Assistant Defensive Backs	2008	(1)
Cedric Smith	Assistant Strength and Conditioning	2001-06	(6)
Jerry Smith	Offensive Line/Head Coach	1971	(1)
<b>Richard Smith</b>	<b>Special Teams/Assistant Linebackers</b>	<b>1993-94</b>	<b>(2)</b>
	<b>Special Teams</b>	<b>1995-96</b>	<b>(2)</b>
	<b>Linebackers</b>	<b>2011-13</b>	<b>(3)</b>
Rick Smith	Defensive Assistant	1996-99	(4)
Mac Speedie	Offensive Ends	1962-63	(2)
	Offensive Ends/Head Coach	1964	(1)
	Head Coach	1965-66	(2)
Jimmy Spencer	Assistant Defensive Backs	2003, '05-06	(3)
	Defensive Backs	2004	(1)
Ernie Stautner	Defensive Line	1991-93	(3)
Les Steckel	Tight Ends	1993-94	(2)
<b>Eric Stutesville</b>	<b>Running Backs/Head Coach</b>	<b>2010</b>	<b>(1)</b>
	<b>Running Backs</b>	<b>2011-13</b>	<b>(3)</b>
<b>Derius Swinton</b>	<b>Assistant Special Teams</b>	<b>2013</b>	<b>(1)</b>

### T

John Teerlinck	Pass Rush Specialist	1997-2001	(5)
<b>Tyke Tolbert</b>	<b>Wide Receivers</b>	<b>2011-13</b>	<b>(3)</b>
Terry Turney	Defensive Assistant	1999-2000	(2)
Bobby Turner	Running Backs	1995-2009	(15)
Rich Tuten	Strength and Conditioning	1995-2011	(17)

### U

<b>Cory Undlin</b>	<b>Defensive Quality Control</b>	<b>2012</b>	<b>(1)</b>
	<b>Defensive Backs</b>	<b>2013</b>	<b>(1)</b>
Doc Urich	Defensive Line	1972-75	(4)
	Offensive Line	1976	(1)
	Special Teams	1984	(1)
	Tight Ends/Assistant Offensive Line	1985	(1)

### W

Doak Walker	Special Assignments	1966	(1)
Charlie Waters	Special Teams	1988	(1)
	Defensive Backs	1989-92	(4)
	Defensive Coordinator	1993-94	(2)
Steve Watson	Defensive Assistant	2001-02	(2)
	Wide Receivers	2003-06	(4)
	Associate Head Coach	2007-08	(2)
Charlie West	Defensive Backs	1983-88	(6)

### Y

Zaven Yarialian	Head Coach's Assistant	2001	(1)
John-Paul Young	Linebackers	1993-94	(2)

### Z

Bob Zeman	Linebackers	1978-82	(5)
-----------	-------------	---------	-----

## BRONCOS ASSISTANTS WHO BECAME NFL HEAD COACHES AFTER THEIR TIME ON DENVER'S STAFF

A total of 17 individuals were named an NFL head coach after serving as an assistant on the Broncos' coaching staff. This list includes two active NFL head coaches in Dennis Allen (Oak.) and Mike McCoy (S.D.).

### ASSISTANTS WHO BECAME NFL HEAD COACHES AFTER THEIR TIME ON THE BRONCOS' COACHING STAFF

Coach	Yrs. w/Den. as an asst.	Yrs. as NFL Head Coach	Career Rec. Inc. Postseason
1. Mac Speedie	1962-64	Den. ('64-66)	6-19-1 (.250)
2. Ray Malavasi	1964-66	Den. ('66)/LAN ('78-82)	47-44 (.516)
3. Ed Hughes	1963	Hou. ('71)	4-9-1 (.321)
4. Jerry Smith	1971	Den. ('71)	2-3 (.400)
5. Red Miller	1963-65	Den. ('77-80)	42-25 (.627)
6. Sam Rutigliano	1967-70	Cle. ('78-84)	47-52 (.475)
7. Rod Dowhower	1980-82	Ind. ('85-86)	5-24 (.172)
8. Mike Shanahan	'84-87, '89-91	LAA ('88-89)/Den. ('95-08)/Wash. ('10-13)	178-144 (.553)
9. Dick MacPherson	1967-70	N.E. ('91-92)	8-24 (.250)
10. Wade Phillips	1989-92	N.O. ('85)/Den. ('93-94)	
		Buf. ('98-00)/Atl. ('03)/Dal. ('07-10)	83-66 (.557)
11. Chan Gailey	1985-90	Dal. ('98-99)/Buf. ('10-12)	34-48 (.415)
12. Jim Fassel	1993-94	NYG ('97-03)	60-56-1 (.517)
13. Mike Nolan	1987-92, '09	S.F. ('05-08)	18-37 (.286)
14. Gary Kubiak	1995-05	Hou. ('06-13)	61-67 (.477)
15. Eric Stutesville*	2010-Pres.	Den. ('10)	1-3 (.250)
<b>16. Dennis Allen</b>	<b>2011</b>	<b>Oak. ('12-Pres.)</b>	<b>8-24 (.250)</b>
<b>17. Mike McCoy</b>	<b>2009-12</b>	<b>S.D. ('13-Pres.)</b>	<b>9-7 (.563)</b>

Note: Bold denotes active NFL head coach / \*Stutesville was Denver's interim head coach for the last four games of the 2010 season.

## BRONCOS ALL-TIME ROSTER

List includes players who spent time on the active roster during the regular or postseason. **Current players in bold.**

† Indicates player was signed during 1987 strike, and played only during that three-game span as a replacement player)

\* Indicates information is incomplete; does not include starts for seasons prior to 1968

A								
No.	Name	Pos.	Hgt.	Wgt.	College	GP	GS	Years
21	Hamza Abdullah	S	6-2	213	Washington State	24	8	2005-08
81	Bob Adams	TE	6-2	225	Pacific	2	0	1975
12/81	Charlie Adams	WR	6-2	190	Hofstra	24	2	2003-06
20	Mike Adams	S	5-11	200	Delaware	32	23	2012-13
95	Sam Adams	DT	6-3	350	Texas A&M	11	11	2007
73	Scott Adams	T	6-6	315	Georgia	0	0	1997
60	Kenneth M. Adamson	G	6-2	235	Notre Dame	32	N/A	1960-62
57	Allen Aldridge	LB	6-1	245	Houston	64	45	1994-97
68	Steve Alexakos	G	6-2	260	San Jose State	8	1	1970
58	Elijah Alexander	LB	6-2	230	Kansas State	41	24	1993-95
40	Jeff Alexander	RB	6-0	232	Southern	21	6	1989, '92
58	Kevin Alexander	LB	6-4	265	Clemson	8	0	2010
69	P.J. Alexander	T	6-4	297	Syracuse	16	0	2003-05, '07
80	Ray Alexander	WR	6-4	195	Florida A&M	8	0	1984
45	Roc Alexander	CB	5-10	190	Washington	26	1	2004-05
82	Stephen Alexander	TE	6-4	250	Oklahoma	32	29	2005-07
25	Ted Afflen	RB	6-0	195	Springfield College	4	0	1969
24	Donald R. Allen	FB	6-0	200	Texas	10	N/A	1960
22	Elihu (Buddy) Allen	HB	5-11	193	Utah State	1	N/A	1961
57	Ty Allert	LB	6-2	233	Texas	7	0	1990
73	Henry Allison	T	6-3	255	San Diego State	3	0	1977
62	Vaughn S. (Buddy) Alliston	LB	6-0	218	Mississippi	11	N/A	1960
94	Luigi Almanzar	DT	6-3	295	Southwest Missouri State	0	0	2003
25	Anthony Alridge	RB	5-9	185	Houston	0	0	2008
77	Lyle Alzado	DE	6-3	255	Yankton College	99	98	1971-78
22	David R. Ames	HB	6-0	185	Richmond	7	N/A	1961
22	<b>C.J. Anderson</b>	<b>RB</b>	<b>5-8</b>	<b>224</b>	<b>California</b>	<b>5</b>	<b>0</b>	<b>2013</b>
11	Bobby Anderson	HB	6-0	208	Colorado	48	22	1970-73
23	Marques Anderson	S	5-11	210	UCLA	6	0	2005
38	Mike Anderson	RB	6-0	230	Utah	74	51	2000-05
83	Willie "Flipper" Anderson	WR	6-0	175	UCLA	4	0	1997
86	Mitch Andrews	TE	6-2	239	Louisiana State	8	3	1987
84	Lou Andrus	LB	6-6	230	Brigham Young	8	N/A	1967
92	Lester Archambeau	DE	6-5	275	Stanford	3	0	2000
83	Justin Armour	WR	6-4	210	Stanford	8	0	1998
24	Otis Armstrong	RB	5-10	196	Purdue	96	58	1973-80
65	LeFrancis Arnold	G/C	6-3	245	Oregon	2	0	1974
73	Mike Askeja	T	6-4	260	Stanford	4	0	1973
74	Billy Atkins	DB	6-1	196	Auburn	3	N/A	1964
28	Frank Atkinson	DE	6-3	240	Stanford	3	N/A	1964
47	George Atkinson	S	6-0	180	Morris Brown	6	0	1979
27	Steve Atwater	S	6-3	217	Arkansas	155	155	1989-98
33	John Avery	RB	5-9	190	Mississippi	7	0	1999
67	John Ayers	G	6-5	258	West Texas State	9	5	1987
56/91	Robert Ayers	OLB/DE	6-3	274	Tennessee	72	27	2009-13
B								
56/65	Jay Bachman	C	6-3	250	Cincinnati	45	1	1968-71
97	Boss Bailey	LB	6-3	232	Georgia	6	6	2008
24	Champ Bailey	CB	6-0	192	Georgia	135	132	2004-13
75	Bill Bain	T	6-4	279	Southern California	15	14	1976-1978
75	Chris Baker	DL	6-2	329	Hampton	1	0	2009
6	Jason Baker	P	6-2	205	Iowa	4	0	2004
74	Jerry Baker	T	6-2	297	Tulane	5	0	1983
35	Lance Ball	RB	5-9	224	Maryland	41	0	2010-12
28	<b>Montee Ball</b>	<b>RB</b>	<b>5-10</b>	<b>215</b>	<b>Wisconsin</b>	<b>16</b>	<b>0</b>	<b>2013</b>
79	Chris Banks	G	6-1	300	Kansas	20	1	1998-99
97	Justin Bannan	DL	6-3	310	Colorado	32	32	2010, '12
85	Mike Barber	TE	6-3	235	Louisiana Tech	10	1	1985
62	Ernie Barnes	G	6-3	247	North Carolina Central	25	N/A	1963-64
73	Walter Barnes	DE	6-3	245	Nebraska	19	0	1969-71
86	Dean Barnett	TE	6-2	225	Nevada-Las Vegas	8	0	1983
36	Josh Barrett	S	6-2	225	Arizona State	20	3	2008-09
42	Odell Barry	HB	5-10	180	Findlay	26	N/A	1964-65
52	James Barton	C	6-5	250	Marshall	28	N/A	1961-62
54	Rick Baska	LB	6-3	225	UCLA	18	0	1976-77
46	Norman Bass	DB	6-3	210	Pacific	1	0	1964
67	D'Anthony Batiste	OL	6-4	314	Louisiana at Lafayette	5	0	2010
68	Zane Beadles	G/T	6-4	305	Utah	64	62	2010-13
64	Scott Beavers	G	6-4	277	Georgia Tech	2	0	1990
57	Jordan Beck	LB	6-2	233	Cal Poly/SLO	11	0	2007
85	Tom Beer	TE	6-4	235	Houston	37	*21	1967-69
56	Dave Behrman	C	6-5	260	Michigan State	11	N/A	1967
73	Kevin Belcher†	T	6-5	280	Wisconsin	1	1	1987
20	Henry Bell	HB	5-10	210	No college	10	N/A	1960
34	Joshua Bell	CB	5-11	177	Baylor	9	5	2008
35	Ken Bell	RB/WR	5-10	190	Boston College	59	1	1986-89
20/30	Mike Bell	RB	6-0	225	Arizona	20	3	2006-07
26/21	Tatum Bell	RB	5-11	213	Oklahoma State	49	17	2004-06, '08
3	Scott Bentley	P/K	6-0	203	Florida State	2	0	1997, 2000
17	Mitch Berger	P	6-4	228	Colorado	10	0	2009



## BRONCOS ALL-TIME ROSTER, CONT.

No.	Name	Pos.	Hgt.	Wgt.	College	GP	GS	Years
43	Frank Bernardi	DB	5-9	181	Colorado	6	N/A	1960
74	Lee Bernet	T	6-2	250	Wisconsin	28	N/A	1965-66
33	Rod Bernstine	RB	6-3	238	Texas A&M	21	21	1993-95
92	Bertrand Berry	DE	6-3	250	Notre Dame	46	19	2001-03
11	Steve Beuerlein	QB	6-3	220	Notre Dame	12	5	2001-03
54	David Binn	LS	6-3	288	California	0	0	2011
77	Larry Birdline	DE	6-4	265	Oklahoma	0	0	2007
54	Keith Bishop	C/G	6-3	260	Baylor	129	87	1980-89
64	Philip Blake	C/G	6-3	310	Baylor	0	0	2012
32	Dré Bly	CB	5-10	188	North Carolina	32	32	2007-08
24	Tony Boddie	RB	5-11	195	Montana State	6	0	1986-87
<b>31</b>	<b>Omar Bolden</b>	<b>CB/S</b>	<b>5-10</b>	<b>195</b>	<b>Arizona State</b>	<b>32</b>	<b>1</b>	<b>2012-13</b>
83	Melvin Bonner	WR	6-3	207	Baylor	4	0	1993
59	Gordon Bowdell	WR	6-2	203	Michigan State	2	0	1971
52	David Bows	LB	6-2	255	Western Illinois	16	0	1999
65	Walt Bowyer	DE	6-4	254	Arizona State	61	17	1983-84, '87-88
30	Cory Boyd	RB	6-1	218	South Carolina	1	0	2008
77	Greg Boyd	DE	6-6	274	San Diego State	40	0	1980-82
52	Greg Bracelin	LB	6-1	214	California	12	0	1980
23	Ronnie Bradford	DB	5-10	188	Colorado	26	3	1993-95
24	Phil Brady	S	6-3	210	Brigham Young	4	0	1969
56	John Bramlett	LB	6-1	220	Memphis State	28	N/A	1965-66
42	Sam Brandon	S	6-2	200	Nevada-Las Vegas	63	12	2002-06
3	Tom Brandstater	QB	6-5	223	Fresno State	0	0	2009
32	Melvin Bratton	RB	6-1	225	Miami (Fla.)	32	6	1989-90
34	Tyrone Braxton	DB	5-11	190	North Dakota State	165	132	1987-93, '95-99
19	Don Breaux	QB	6-1	205	McNeese State	9	N/A	1963
76	Bob Breitenstein	T	6-3	265	Tulsa	30	N/A	1965-67
<b>46</b>	<b>Aaron Brewer</b>	<b>LS</b>	<b>6-5</b>	<b>230</b>	<b>San Diego State</b>	<b>32</b>	<b>0</b>	<b>2012-13</b>
26	Chris Brewer	RB	6-1	204	Arizona	13	0	1984
53	Diyral Briggs	LB	6-4	230	Bowling Green	1	0	2010
15	Marlin Briscoe	QB	5-11	178	Omaha	11	5	1968
6	Bubby Brister	QB	6-3	205	Northeast Louisiana	10	4	1997-99
71	Blake Brockermeyer	T	6-4	295	Texas	32	3	2002-03
36	John W. (Red) Brodnax	FB	6-0	208	Louisiana State	14	N/A	1960
11	Jeff Brohm	QB	6-1	205	Louisville	0	0	1999
57	Keith Brooking	LB	6-2	240	Georgia Tech	16	14	2012
56	Michael Brooks	LB	6-1	236	Louisiana State	89	64	1987-92
85	Robert Brooks	WR	6-0	173	South Carolina	4	0	2000
50	Fred Broussard	C	6-3	235	Texas A&M	1	0	1960
29	Andre Brown	RB	6-0	224	North Carolina State	3	0	2010
87	Boyd Brown	TE	6-4	222	Alcorn State	40	0	1974-76
89	Clay Brown	TE	6-3	223	Brigham Young	3	0	1983
98	Courtney Brown	DE	6-4	285	Penn State	14	13	2005-06
73	Cyron Brown	DE	6-5	275	Western Illinois	11	0	1998-99
26	Eric Brown	LB	6-0	210	Mississippi State	53	52	1998-2001
34/46	Hardy Brown	LB	6-0	193	Tulsa	13	N/A	1960
70	Jamie Brown	T	6-8	320	Florida A&M	29	4	1995-97
55	Ken Brown	LB	6-1	235	Virginia Tech	2	0	1995
55	Ken Brown	C	6-1	245	New Mexico	16	0	1979
82	Laron Brown†	WR	5-9	172	Texas	3	1	1987
24	Willie Brown	DB	6-1	195	Grambling	50	N/A	1963-66
64/68/72	Sam Brunelli	G	6-2	270	Northern Colorado	60	*32	1966-71
82	Larry Brunson	WR	5-11	180	Colorado	13	0	1980
<b>30</b>	<b>David Bruton</b>	<b>S</b>	<b>6-2</b>	<b>217</b>	<b>Notre Dame</b>	<b>77</b>	<b>4</b>	<b>2009-13</b>
64	Billy Bryan	C	6-2	251	Duke	153	151	1977-88
79/95	Steve Bryan	DE/LB	6-2	256	Oklahoma	12	3	1987-88
28	Correll Buckhalter	RB	6-0	223	Nebraska	29	7	2009-10
27	Terrell Buckley	CB	5-9	176	Florida State	16	16	2000
80	Tom Buckman	TE	6-4	230	Texas A&M	7	1	1969
33	Fred Bukaty	FB	5-11	195	Kansas	14	N/A	1961
77	Brodrick Bunkley	DT	6-2	306	Florida State	16	13	2011
60	Joe Burch	C	6-2	280	Texas Southern	0	0	1994
51	Bobby Burnett	RB	6-3	210	Arkansas	3	0	1969
56/55/51	Keith Burns	LB	6-2	235	Oklahoma State	166	3	94-98, 00-03, 05-06
41	George Burrell	S	5-10	180	Pennsylvania	14	7	1969
93	Antwon Burton	DT	6-2	318	Temple	7	0	2006-07
36	Rafael Bush	S	5-11	200	South Carolina State	6	0	2011
58	Steve Busick	LB	6-4	227	Southern California	73	47	1981-85
21/22	Gerry Bussell	DB	6-0	190	Georgia Tech	6	N/A	1965
51	Bill Butler	LB	6-4	226	Cal State-Northridge	14	0	1970
28	Butler By'not'e	CB	5-9	190	Ohio State	9	0	1994
63	Jeff Byers	OL	6-4	301	Southern California	0	0	2010
24	George (Butch) Byrd	DB	6-0	211	Boston University	14	0	1971
<b>C</b>								
59	Glenn Cadrez	LB	6-3	240	Houston	90	40	1995-2000
<b>17/12</b>	<b>Andre Caldwell</b>	<b>WR</b>	<b>6-0</b>	<b>200</b>	<b>Florida</b>	<b>24</b>	<b>2</b>	<b>2012-13</b>
28	Scott Caldwell†	RB	5-10	196	Texas-Arlington	3	1	1987
79	Carter Campbell	DE	6-4	240	Weber State	14	2	1971
86	Jeff Campbell	WR	5-8	167	Colorado	16	1	1994
67	Mark Campbell	DT	6-1	290	Florida	0	0	1996
35	Larry Canada	FB	6-2	233	Wisconsin	48	0	1978-81
38	Steve Cargile	S	6-2	210	Columbia	15	0	2006-07
65	Cooper Carlisle	G	6-5	295	Florida	95	38	2000-06
40	Albert R. Carmichael	HB	6-1	200	Southern California	16	N/A	1960-61
40	Paul Carmichael	HB	6-0	200	El Camino J.C.	3	N/A	1965
86	Don Carothers	E	6-5	225	Bradley	3	N/A	1960
89	Kenneth L. Carpenter	E	6-0	195	Oregon State	6	N/A	1960

No.	Name	Pos.	Hgt.	Wgt.	College	GP	GS	Years
92	Alphonso Carreker	DE	6-6	268	Florida State	22	17	1989-91
29	Darren Carrington	CB	6-2	200	Northern Arizona	16	0	1989
90	Paul Carrington	DE	6-7	250	Central Florida	0	0	2007
89/77	Dwayne Carswell	TE/OL	6-3	260	Liberty	163	82	1994-2005
40	Dale Carter	CB	6-1	188	Tennessee	14	14	1999
28/38	Quinton Carter	S	6-1	200	Oklahoma	19	10	2011-13
68	Rubin Carter	DT	6-0	256	Miami (Fla.)	166	151	1975-86
25/32	Tony Carter	CB	5-9	175	Florida State	32	3	2009, '11-13
37	Tony Carter	LB	6-0	235	Minnesota	16	6	2001
51	Tim Casey	LB	6-1	225	Oregon	2	0	1969
66	John Cash	E	6-3	240	Allen	28	N/A	1961-62
45	Tom Cassese	DB	6-1	198	C.W. Post	14	N/A	1967
28	Jeremiah Castille	CB	5-10	175	Alabama	27	15	1987-88
40	Grady Cavness	CB	5-11	187	Texas-El Paso	14	14	1969
86	Byron Chamberlain	TE	6-1	242	Wayne State (Neb.)	73	0	1995-2000
79	Barney Chavous	DE	6-3	252	South Carolina State	182	177	1973-85
15	Max Choboian	QB	6-4	215	Cal State-Northridge	14	N/A	1966
54/55	Patrick Chukwurah	LB	6-1	240	Wyoming	42	0	2003-06
78	Tom Cichowski	T	6-4	250	Maryland	13	0	1967-68
54	Ralph Cindrich	LB	6-1	228	Pittsburgh	1	0	1974
70	Tyson Clabo	T	6-6	314	Wake Forest	0	0	2004
78	Ryan Clady	T	6-6	325	Boise State	82	82	2008-13
19/86	Brian Clark	WR	6-2	204	North Carolina State	10	0	2006-07
78	Brian Clark	T	6-6	260	Clemson	0	0	1982
75	Chris Clark	T	6-5	305	Southern Mississippi	56	20	2010-13
47	Darius Clark	S	5-10	210	Duke	7	0	2000-01
43	Derrick Clark	RB	6-1	235	Evangel College	16	4	1994
88	Desmond Clark	TE	6-3	255	Wake Forest	41	6	1999-2001
20/27	Kevin Clark†	DE	5-10	185	San Jose State	26	3	1987-88, '90-91
73	Kelvin Clark	T	6-3	260	Nebraska	45	8	1979-81
93	Nic Clemons	DT	6-6	300	Georgia	10	0	2008
15	Mike Clelendene†	K	5-11	191	Houston	3	0	1987
85	Daniel Coats	TE	6-3	264	Brigham Young	4	0	2010
34	Cedric Cobbs	RB	6-0	227	Arkansas	2	0	2006
26	Don Coffey	E	6-4	190	Memphis State	3	N/A	1963
48	George Coghill	S	6-0	210	Wake Forest	54	5	1998-2001
13	Keary Colbert	WR	6-1	205	Southern California	2	0	2008
84/81	Chris Cole	WR	6-0	195	Texas A&M	35	2	2000-03
34	Marquice Cole	CB	5-10	195	Northwestern	0	0	2013
46/21	KaRon Coleman	RB	5-7	198	Stephen F. Austin	15	0	2000-02
92/95	Marco Coleman	DE	6-3	270	Georgia Tech	23	16	2004-05
76	Steve Coleman	DE	6-5	252	Delaware State	2	0	1974
69	Tony Colorito	NT	6-5	260	Southern California	15	0	1986
4	Britton Colquitt	P	6-3	204	Tennessee	64	0	2009-13
59	Darren Comeaux	LB	6-1	227	Arizona State	60	0	1982-86
80	Ed Cooke	DE	6-4	250	Maryland	28	N/A	1964-65
81	Andre Cooper	WR	6-2	210	Florida State	10	1	1999-2000
63	Mark Cooper	G/T	6-5	270	Miami (Fla.)	53	12	1983-87
25	Kip Corrington	S	6-0	175	Texas A&M	32	1	1989-90
17	Quan Cosby	WR	5-9	189	Texas	10	0	2011
63	Dave Costa	DT	6-2	250	Utah	70	*56	1967-71
66	Bill Cottrell	G	6-4	255	Delaware Valley	11	0	1972
40	Curome Cox	S	6-1	204	Maryland	36	5	2005-07
66/77	Larry Cox	DT	6-3	255	Abilene Christian	33	*0	1966-68
32	Perrish Cox	CB	6-0	198	Oklahoma State	15	9	2010
41	Eric Crabtree	FL	6-0	185	Pittsburgh	42	*14	1966-68
68	Gary Crane	LB	6-5	230	Arkansas State	6	0	1969
29	Aaron Craver	RB	5-11	217	Fresno State	31	27	1995-96
33	Willis Crenshaw	FB	6-2	230	Kansas State	12	12	1970
53/78	Ken Criter	LB	6-0	225	Wisconsin	75	1	1969-74
39	Ray Crockett	CB	5-10	184	Baylor	106	104	1994-2000
51	Mike Croel	LB	6-3	231	Nebraska	58	54	1991-94
96	Tim Crowder	DE	6-4	275	Texas	19	1	2007-08
54	Ed Cummings	LB	6-3	232	Stanford	14	N/A	1965
50	Carl Cunningham	LB	6-4	230	Houston	55	*42	1967-70
74	Mike Current	T	6-5	274	Ohio State	118	*105	1967-75
58	Scott Curtis	LB	6-1	230	New Hampshire	25	1	1989-90
6	Jay Cutler	QB	6-3	233	Vanderbilt	37	37	2006-08
D								
94	Lional Dalton	DT	6-1	309	Eastern Michigan	16	13	2002
5	Brad Daluiso	K	6-2	207	UCLA	16	0	1992
75	Eldon V. Danenhauer	T	6-5	245	Pittsburg State	79	N/A	1960-65
76	William A. Danenhauer	E	6-4	245	Emporia College	4	N/A	1960
64	Stanley Daniels	OL	6-4	320	Washington	7	4	2010
51	Stan David†	LB	6-3	211	Texas Tech	0	0	1987
62	Jeff Davidson	G/T	6-5	309	Ohio State	44	30	1990-92
54	Andra Davis	ILB	6-1	251	Florida	16	13	2009
17	Britt Davis	WR	6-3	205	Northern Illinois	3	0	2010
54	C.J. Davis	C/G	6-2	308	Pittsburgh	7	0	2012
32	Dick Davis	RB	5-11	215	Nebraska	2	0	1970
96	Dorsett Davis	DT	6-5	305	Mississippi State	14	0	2002-04
25	Eric Davis	CB	5-11	185	Jacksonville State	16	0	2001
62	Jack Davis	T	6-2	235	Arizona	2	N/A	1960
78	Marvin Davis	DT	6-4	252	Wichita State	1	N/A	1966
30	Terrell Davis	RB	5-11	210	Georgia	78	77	1995-2002
20	Brian Dawkins	S	6-0	210	Clemson	41	39	2009-11
33	Joe Dawkins	T	6-0	223	Wisconsin	36	19	1971-73
84	Albert E. Day	T	6-2	216	Eastern Michigan	14	N/A	1960
33	Ron Dayne	RB	5-10	245	Wisconsin	10	0	2005
17	Steve DeBerg	QB	6-3	205	San Jose State	33	11	1981-83

## BRONCOS ALL-TIME ROSTER, CONT.

No.	Name	Pos.	Hgt.	Wgt.	College	GP	GS	Years
87	Eric Decker	WR	6-3	214	Minnesota	62	44	2010-13
39	Robert Delpino	RB	6-0	210	Missouri	16	3	1993
55	Rick Dennison	LB	6-3	220	Colorado State	128	52	1982-90
88	Al Denson	FL	6-2	208	Florida A&M	91	*34	1964-70
14	Todd Devoe	WR	6-2	198	Central Missouri State	15	0	2005-06
65	John Denvir	G	6-4	245	Colorado	11	N/A	1962
63	David Diaz-Infante	G/C	6-3	295	San Jose State	51	9	1996-98, '01
71	Wallace Dickey	T	6-3	260	Southwest Texas State	22	0	1968-69
35	Richard L. (Bo) Dickinson	FB	6-2	220	Southern Mississippi	20	N/A	1962-63
10	Doug (Bucky) Dilts	P	5-9	185	Georgia	30	0	1977-78
29	Charles Dimry	CB	6-0	176	Nevada-Las Vegas	44	18	1991-93
2	Joe DiVito	QB	6-2	205	Boston College	3	0	1968
30	Hewritt Dixon	FB/TE	6-1	230	Florida A&M	33	N/A	1963-65
31	Zachary Dixon	RB	6-0	203	Temple	5	0	1979
33	Dedrick Dodge	S	6-2	187	Florida State	16	1	1997
59	Kirk Dodge†	LB	6-1	231	Nevada-Las Vegas	3	1	1987
85	Chris Doering	WR	6-4	195	Florida	3	0	1999-2000
82	Jack Dolbin	WR	5-10	180	Wake Forest	62	32	1975-79
49	Matt Dominguez	TE/WR	6-2	219	Sam Houston State	12	0	2001
76	Tom Domres	DT	6-3	260	Wisconsin	16	8	1971-72
54	Mitch Donahue	LB	6-2	254	Wyoming	16	0	1993-94
33	Tony Dorsett	RB	5-11	192	Pittsburgh	16	13	1988-89
45	Gary Downs	RB	6-0	212	North Carolina State	2	0	1995
14	Richard A. (Skip) Doyle	HB	6-0	193	Ohio State	6	N/A	1960
81	<b>Joel Dreesen</b>	<b>TE</b>	<b>6-4</b>	<b>245</b>	<b>Colorado State</b>	<b>29</b>	<b>15</b>	<b>2012-13</b>
99	Shane Dronett	DE	6-6	288	Texas	61	35	1992-95
76	Tom Drougas	T	6-4	257	Oregon	3	0	1974
34	Reuben Droughns	RB	5-11	207	Oregon	47	18	2002-04
97	Darren Drowdz	DT	6-3	281	Maryland	6	2	1995-94
32	Joe Dudek†	RB	6-0	200	Plymouth State	2	2	1987
84	Wesley Duke	TE	6-5	225	Mercer	3	0	2005
92	Elvis Dumervil	OLB/DE	5-11	248	Louisville	91	75	2006-12
4	Rick Duncan	K	6-0	208	Eastern Montana	2	0	1957
24	Myron Dupree	CB	5-11	180	North Carolina Central	16	0	1983
55	Pete Duranko	DE	6-2	250	Notre Dame	98	76	1967-74
2	<b>Zac Dystert</b>	<b>QB</b>	<b>6-3</b>	<b>221</b>	<b>Miami (Ohio)</b>	<b>0</b>	<b>0</b>	<b>2013</b>
<b>E</b>								
24	Booker Edgersson	CB	5-10	183	Western Illinois	6	0	1970
85	Ron Egloff	TE	6-5	230	Wisconsin	93	25	1977-83
91	Ebenezer Ekuban	DE	6-4	275	North Carolina	46	29	2005-08
1	Jason Elam	K	5-11	195	Hawaii	236	0	1993-2007
62	Jim Efrid	LB	N/A	N/A	Colorado State	0	0	1961
94	Luther Elliss	DT	6-5	318	Utah	8	0	2004
7	John Elway	QB	6-3	215	Stanford	234	231	1983-98
89	John Embree	WR	6-4	194	Compton J.C.	20	6	1969-70
60	John Engelberger	DE	6-4	260	Virginia Tech	61	22	2005-08
14	George Hunter Enis	QB	6-2	195	Texas Christian	4	N/A	1962
88	Pat Epperson	E	6-3	225	Adams State	9	N/A	1960
53	Tom Erlandson	LB	6-3	235	Washington State	34	N/A	1962-65
16	Mike Ernst	QB	6-1	190	Cal State-Fullerton	1	0	1972
3	Paul Ernster	P/K	6-0	217	Northern Arizona	18	0	2005-07
46	Terry Erwin	HB	6-0	190	Boston College	9	2	1968
67	Greg Eslinger	C	6-3	290	Minnesota	0	0	2006-07
40	Jay Dale Evans	HB	6-3	210	Kansas State	5	N/A	1961
88	Jerry Evans	TE	6-4	250	Toledo	44	15	1993-95
56	Larry Evans	LB	6-2	216	Mississippi College	101	41	1976-82
35	Blake Ezor	RB	5-9	181	Michigan State	9	0	1990
<b>F</b>								
86	Stan Fanning	DE	6-7	270	Idaho	7	N/A	1964
44	Miller Farr	DB	6-1	190	Wichita State	7	N/A	1965
63	Sean Farrell	G	6-3	260	Penn State	10	4	1990-91
86	Mario Fatafehi	DT	6-2	300	Kansas State	32	25	2003-04
68	Daniel Fells	TE	6-4	252	Cal-Davis	16	15	2011
25	Nick Ferguson	S	5-11	201	Georgia Tech	69	44	2003-07
85	Chafie Fields	WR	6-1	200	Penn State	0	0	2000
91	Ronald Fields	DL	6-2	314	Mississippi State	32	16	2009-10
37	Steve Fitzhugh†	DB	5-11	188	Miami (Ohio)	3	1	1987
20	Billy Ray Fletcher	E	5-10	190	Memphis State	1	N/A	1966
73	Simon Fletcher	LB/DE	6-5	240	Houston	172	143	1985-95
61	Eric Floyd	OL	6-5	310	Auburn	1	0	1995
43	Steve Foley	DB	6-2	190	Tulane	150	135	1976-86
32	Garrett Ford	FB	6-2	230	West Virginia	14	3	1968
57	Fred Forsberg	LB	6-1	235	Washington	53	40	1968-73
72	George Foster	T	6-5	338	Georgia	49	45	2003-06
39	Vernon Fox	S	5-10	206	Fresno State	12	3	2008-09
22	Domonique Foxworth	CB	5-11	180	Maryland	46	18	2005-07
84	Jason Franci	E	6-1	210	Cal-Santa Barbara	10	N/A	1966
74	<b>Orlando Franklin</b>	<b>T</b>	<b>6-7</b>	<b>320</b>	<b>Miami</b>	<b>47</b>	<b>47</b>	<b>2011-13</b>
31	Mike Franchowiak	RB	6-3	220	Central Michigan	28	1	1975-76
51/55	Jim Fraser	LB/P	6-3	236	Wisconsin	42	N/A	1962-64
42	Al Frazier	HB	5-11	180	Florida A&M	31	N/A	1961-63
62	Mike Freeman	G	6-3	256	Arizona	26	9	1984-87
68	Russell Freeman	T	6-7	290	Georgia Tech	43	37	1992-94
12	Gus Frerotte	QB	6-3	230	Tulsa	14	7	2000-01
64	Lennie Friedman	G	6-3	285	Duke	33	22	1999-2002
98	<b>Sione Fua</b>	<b>DT</b>	<b>6-1</b>	<b>310</b>	<b>Stanford</b>	<b>2</b>	<b>0</b>	<b>2013</b>

No.	Name	Pos.	Hgt.	Wgt.	College	GP	GS	Years
24	Randy Fuller	CB	5-10	180	Tennessee State	10	1	1994
2	Will Furrer	QB	6-3	211	Virginia Tech	0	0	1994
<b>G</b>								
10	Jabar Gaffney	WR	6-2	200	Florida	32	18	2009-10
64	George Gaiser	T	6-4	255	Southern Methodist	10	7	1968
28	Bob Gaiters	HB	5-11	210	New Mexico State	6	N/A	1963
99	David Galloway	DE	6-3	277	Florida	10	0	1990
82	David Gamble	WR	6-1	190	New Hampshire	2	0	1997
77	Dylan Gandy	G	6-3	290	Texas Tech	0	0	2008
99	Daryl Gardener	DT	6-6	295	Baylor	5	2	2003
52	Dave Garnett	LB	6-2	216	Stanford	3	0	1995
66	Scott Garnett	NT	6-2	271	Washington	16	1	1984
23	Drake Garrett	DB	5-9	183	Michigan State	15	13	1968-70
22	Olandis Gary	RB	5-11	218	Georgia	35	15	1999-2002
61	Charles E. Gavin	DE	6-1	250	Tennessee State	47	N/A	1960-63
92	Ron Geater	NT	6-6	272	Iowa	3	0	1992
79	Jumpy Geathers	DT	6-7	283	Wichita State	16	0	1996-97
57	Bob Geddes	LB	6-2	240	UCLA	14	3	1972
40	Jack Gehrke	WR	6-0	178	Utah	14	10	1971
6	Ralph Giacommarot	P	6-1	190	Penn State	3	0	1987
90	Freddie Gilbert	DE	6-4	275	Georgia	35	8	1986-88
2/30	Cookie Gilchrist	FB	6-3	251	No college	15	N/A	1965, *1967
17	Scotty Glacken	QB	6-0	190	Duke	10	N/A	1966-67
49	Glenn Glass	DB	6-1	205	Tennessee	6	N/A	1966
62	Tom Glassic	G	6-3	254	Virginia	105	93	1976-83
67	George Goeddeke	G	6-3	253	Notre Dame	66	*55	1967-72
52	Ian Gold	LB	6-0	223	Michigan	99	67	2000-03, 05-07
45/23	Austin (Goose) Gonsoulin	DB	6-3	210	Baylor	94	N/A	1960-66
79	John Gonzaga	G	6-3	247	No college	11	N/A	1966
21	André Goodman	CB	5-10	184	South Carolina	40	40	2009-11
62	Brian Goodman	G	6-2	250	UCLA	0	0	1975
64	Harvey Goodman	G	6-4	260	Colorado	14	0	1976
16	D'Andre Goodwin	WR	5-10	191	Washington	0	0	2011
63	Amon Gordon	DT	6-2	305	Stanford	4	4	2007
28	Cornell Gordon	CB	6-0	187	North Carolina A&T	29	14	1970-72
21/23	Darrien Gordon	CB	5-11	184	Stanford	32	32	1997-98
77	Brandon Gorin	T	6-6	309	Purdue	6	1	2009
83	Sam Graddy	WR	5-10	165	Tennessee	8	0	1987-88
52/53	Randy Gradishar	LB	6-3	233	Ohio State	145	134	1974-83
89	Daniel Graham	TE	6-3	257	Colorado	63	61	2007-10
58	Tom Graham	LB	6-2	235	Oregon	33	23	1972-74
35	John Granby	S	6-1	200	Virginia Tech	4	0	1992
63	John Grant	DT/DE	6-3	241	Southern California	99	42	1973-79
95	Paul Grasmanis	DT	6-2	298	Notre Dame	5	0	1999
72	Marsharne Graves	T	6-3	268	Arizona	1	0	1984
74	Cornell Green	T	6-6	315	Central Florida	14	0	2004-05
28	Gaston Green	RB	5-10	189	UCLA	27	25	1991-92
53/52	Louis Green	LB	6-3	237	Alcorn State	64	0	2004-08
87	Paul Green	TE	6-3	236	Southern California	0	0	1989
85	<b>Virgil Green</b>	<b>TE</b>	<b>6-5</b>	<b>255</b>	<b>Nevada</b>	<b>43</b>	<b>8</b>	<b>2011-13</b>
85	Willie Green	WR	6-4	195	Mississippi	32	2	1997-98
20	Charles Greer	DB	6-0	205	Colorado	88	85	1968-74
85	James D. Greer	E	6-3	215	Elizabeth City State	14	N/A	1960
14	Brian Griese	QB	6-3	215	Michigan	53	51	1998-2002
46	John Griffin	HB	6-1	190	Memphis State	26	N/A	1964-66
22/21	Quentin Griffin	RB	5-7	195	Oklahoma	16	5	2003-05
29	Howard Griffith	FB	6-0	240	Illinois	59	56	1997-2001
89	Bill Groman	HB/E	6-0	194	Heidelberg	14	N/A	1963
49	Chris Gronkowski	FB	6-2	245	Arizona	14	0	2012
82	Dan Gronkowski	TE	6-5	255	Maryland	12	4	2010
77	Dick Guesman	T/K	6-4	255	West Virginia	14	N/A	1964
37	Kevin Guidry	CB	6-0	176	Louisiana State	14	0	1988
53	Donald Gulseth	LB	6-1	240	North Dakota	5	N/A	1966
63	Melwood N. (Buzz) Guy	G	6-3	248	Duke	9	N/A	1961-62
<b>H</b>								
75	Brian Habib	G	6-7	293	Washington	78	78	1993-97
48	Dale Hackbart	S	6-3	210	Wisconsin	3	2	1973
85	Joey Hackett	TE	6-5	267	Elon College	16	3	1986
4	Darrell Hackney	QB	6-0	248	Alabama-Birmingham	0	0	2007-08
84	Mike Haffner	E	6-2	200	UCLA	34	16	1968-70
54	Britt Hager	LB	6-1	225	Texas	18	5	1995-96
57	Mario Haggan	OLB	6-3	267	Mississippi State	56	33	2008-11
22	Steve Haggerty	DB	5-10	175	UNLV	1	0	1975
26	Chris Hale	DB	5-7	164	Southern California	0	0	1993
93	Ronnie Haliburton	LB	6-4	230	Louisiana State	13	0	1990-91
23	Andre Hall	RB	5-10	212	South Florida	18	1	2007-08
40	Darryl Hall	S	6-2	210	Washington	32	5	1993-94
50	Ben Hamilton	G/C	6-4	290	Minnesota	111	104	2001-09
69	Darrell Hamilton	T	6-5	298	North Carolina	21	10	1989-91
72	Wayne Hammond	DT	6-5	257	Montana State	5	0	1976
16	Caleb Hanie	QB	6-2	222	Colorado State	0	0	2012
86	Patrick Hape	TE/FB	6-4	262	Alabama	63	13	2001-04
23	Billy Hardee	DB	6-0	184	Virginia Tech	2	0	1976
31	Mike Harden	CB/S	6-1	192	Michigan	128	98	1980-88
78	Archie Harrist	OL	6-6	270	William & Mary	3	0	1987
25	<b>Chris Harris Jr.</b>	<b>CB</b>	<b>5-10</b>	<b>199</b>	<b>Kansas</b>	<b>47</b>	<b>29</b>	<b>2011-13</b>
31	Quentin Harris	S	6-1	213	Syracuse	6	0	2006
34	Raymont Harris	RB	6-0	226	Ohio State	3	0	2000

## BRONCOS ALL-TIME ROSTER, CONT.

No.	Name	Pos.	Hgt.	Wgt.	College	GP	GS	Years
74/72	Ryan Harris	T	6-5	300	Notre Dame	46	34	2007-11
68	Steven Harris	DT	6-5	305	Florida	4	0	2007
47	Tony Harris	WR	6-2	190	Toledo	0	0	1972
82	Dwight Harrison	WR	6-1	187	Texas A&I	12	6	1971-72
95	Derrick Harvey	DE	6-5	268	Florida	5	0	2011
27	Maurice Harvey	DB	5-10	190	Ball State	31	3	1978-80
52	Richard Harvey	LB	6-1	235	Tulane	16	1	1994
96	Harald Hasselbach	DE	6-6	285	Washington	112	29	1994-2000
3	Steven Hauschka	K	6-4	210	North Carolina State	4	0	2010
67	Johnny Ray Hatley	T	6-3	249	Sul Ross State	14	N/A	1960
37	Tim Hauck	S	5-10	187	Montana	32	0	1995-96
71	Arthur A. Hauser	T	6-0	237	Xavier	14	N/A	1961
29/33	Wendell Hayes	HB	6-1	220	Humboldt State	39	N/A	1965-67
82	Herb Haygood	WR	5-11	193	Michigan State	4	0	2002
28	Abner Haynes	HB	6-0	190	North Texas State	28	N/A	1965-66
37	Alex Haynes	RB	5-10	230	Central Florida	0	0	2008
36	Mark Haynes	CB	5-11	194	Colorado	52	27	1986-89
98	Reggie Hayward	DE	6-5	270	Iowa State	47	19	2001-04
23	Alfred Haywood	RB	5-11	215	Bethune-Cookman	2	0	1975
20	Garrison Hearst	RB	5-11	215	Georgia	7	0	2004
22	Vaughn Hebron	RB	5-8	195	Virginia Tech	47	1	1996-98
24	Wymon Henderson	CB	5-10	190	Nevada-Las Vegas	62	56	1989-92
86	Jerry Hendren	WR	6-2	187	Idaho	10	0	1970
68	Brad Henke	DE/NT	6-3	275	Arizona	2	0	1989
20	Travis Henry	RB	5-9	230	Tennessee	12	7	2007
89	Gary Henson	E	6-3	200	Colorado	1	N/A	1964
43	Lonnie Hepburn	CB	5-11	180	Texas Southern	14	4	1974
31	Kelly Herndon	CB	5-10	180	Toledo	45	27	2002-04
79	Steve Herndon	G	6-4	292	Georgia	22	12	2001-03
16	George W. Herring	QB/P	6-2	200	Southern Mississippi	28	N/A	1960-61
10	Mark Herrmann	LB	6-4	200	Purdue	2	1	1981-82
50	Jon Hesse	LB	6-3	258	Nebraska	0	0	1997
40	Jacob Hester	FB	5-11	235	Louisiana State	3	0	2012
31	Bo Hickey	FB	5-11	230	Maryland	12	N/A	1967
28	Clifford Hicks	CB	5-9	190	Oregon	6	0	1995
56/65	Walter Highsmith	C	6-3	247	Florida A&M	23	1	1968-69
84	Jack Hill	HB	6-1	185	Utah State	14	N/A	1961
23	Renaldo Hill	S	5-11	205	Michigan State	29	29	2009-10
21	Randy Hilliard	CB	5-11	165	Northwestern (La.) State	54	7	1994-97
22	Peyton Hillis	RB	6-1	240	Arkansas	26	8	2008-09
<b>21</b>	<b>Ronnie Hillman</b>	<b>RB</b>	<b>5-10</b>	<b>195</b>	<b>San Diego State</b>	<b>24</b>	<b>0</b>	<b>2012-13</b>
76	Tony Hills	T	6-5	304	Texas	0	0	2011
12	Domenik Hixon	WR	6-2	185	Akron	4	0	2006-07
71	Russ Hochstein	OL	6-4	305	Nebraska	44	16	2009-11
23	George Hoey	DB	5-10	174	Michigan	2	1	1975
87	John Hoffman	DE	6-7	260	Hawaii	2	0	1975
64	John Hohman	G	6-1	245	Wisconsin	24	N/A	1965-66
90	Darius Holland	DT	6-5	330	Colorado	18	14	2003-04
70	Montrae Holland	G	6-2	322	Florida State	16	16	2007
11	Trindon Holliday	WR	5-5	170	Louisiana State	25	0	2012-13
99	Vonnie Holliday	DL	6-5	285	North Carolina	16	3	2009
73	Shawn Hollingsworth	T	6-2	260	Angelo State	5	0	1983
34	Gus Hollomon	DB	6-3	195	Houston	27	9	1968-69
90	Ron Holmes	DE	6-4	261	Washington	52	32	1989-92
73/74	Gordon (Gordy) Holz	DT	6-4	260	Minnesota	56	N/A	1960-63
74/78	Winford Hood	G/T	6-3	262	Georgia	47	9	1984-88
50	Jerry Hopkins	LB	6-2	235	Texas A&M	49	N/A	1963-66
2	Mike Horan	P	5-11	192	Long Beach State	86	0	1986-92
13	Don Horn	QB	6-2	195	San Diego State	11	9	1971-72
60	Paul Howard	G	6-3	260	Brigham Young	187	147	1973-75, 77-86
3	Bobby Howfield	K	5-9	180	No college	40	0	1968-70
57	John Huard	LB	6-0	228	Maine	42	*28	1967-69
53	Robert Hudson	LB	6-4	225	Clemson	16	N/A	1960-61
29	Michael Huff	S	6-0	211	Texas	3	0	2013
14/16	John Hufnagel	QB	6-1	194	Penn State	9	1	1973-75
20	Delvin Hugley	CB	5-10	202	Jacksonville State	0	0	2001
26	Bobby Humphrey	RB	6-1	201	Alabama	35	26	1989-91
2	Bob Humphreys	K	6-1	240	Wichita State	10	0	1967-68
79	Stefan Humphries	G	6-3	265	Michigan	8	8	1987-88
98	Ricky Hunley	LB	6-2	242	Arizona	52	29	1984-87
25	Daniel Hunter	CB	5-11	178	Henderson State	26	0	1985-86
52/90	Jason Hunter	LB/DE	6-4	271	Appalachian State	32	14	2010-12
8	Todd Husak	QB	6-3	216	Stanford	0	0	2001
65/67	Glenn Hyde	G/T	6-3	253	Pittsburgh	99	11	1976-81, 84-85
<b>33</b>	<b>Duke Ihenacho</b>	<b>S</b>	<b>6-1</b>	<b>207</b>	<b>San Jose State</b>	<b>17</b>	<b>14</b>	<b>2012-13</b>
73	Martin Imhof	DE	6-6	255	San Diego State	1	0	1976
62	Jerry Inman	DT	6-2	256	Oregon	82	*19	1966-73
<b>56</b>	<b>Nate Irving</b>	<b>LB</b>	<b>6-1</b>	<b>245</b>	<b>North Carolina State</b>	<b>46</b>	<b>4</b>	<b>2011-13</b>
59	Brian Iwuh	LB	6-0	239	Colorado	0	0	2011
29	Bernard Jackson	DB	6-0	178	Washington State	46	43	1977-80
16	Chad Jackson	WR	6-1	215	Florida	4	0	2008
29	Chevis Jackson	CB	5-11	193	Louisiana State	0	0	2010
82	Darrell Jackson	WR	5-11	210	Florida	12	2	2008

No.	Name	Pos.	Hgt.	Wgt.	College	GP	GS	Years
17	Jarius Jackson	QB	6-0	228	Notre Dame	5	1	2000-03
68	Larron Jackson	G	6-3	270	Missouri	54	46	1971-74
78	Larry Jackson	DE	6-3	262	Texas A&M	0	0	1995
70/97	<b>Malik Jackson</b>	<b>DE</b>	<b>6-5</b>	<b>293</b>	<b>Tennessee</b>	<b>30</b>	<b>5</b>	<b>2012-13</b>
80	Mark Jackson	WR	5-9	180	Purdue	100	68	1986-92
14/89/81	Nate Jackson	TE	6-3	235	Menlo College	41	4	2003-08
87	Richard Jackson	DE	6-3	255	Southern	67	*52	1967-72
25/28	Roger Jackson	DB	6-0	186	Bethune-Cookman	53	6	1982-85, '87
57	Tom Jackson	LB	5-11	220	Louisville	191	177	1973-86
52	Frank Jackunas	C	6-3	225	Detroit Mercy	0	0	1963
50	Ray Jacobs	LB	6-2	244	North Carolina	31	0	1994-95
83	Ray Jacobs	DT	6-3	285	Howard Payne	46	N/A	1963-66
19	Taylor Jacobs	WR	6-1	210	Florida	6	0	2007
20	Tory James	CB	6-1	195	Louisiana State	48	6	1996-99
23	Quentin Jammer	CB	6-0	204	Texas	11	1	2013
70	Charlie Janerette	DT	6-3	265	Penn State	28	N/A	1964-65
26	Tom Janiet	DB/P	6-3	190	Texas A&I	23	N/A	1963-64
43	Pete Jaquess	DB	6-0	185	Eastern New Mexico	36	*13	1967-70
81/82	Patrick Jeffers	WR	6-3	218	Virginia	14	0	1996-97
32	Billy Jenkins	S	5-10	205	Howard	22	16	2000-01
30	Jim Jensen	RB	6-3	230	Iowa	41	20	1977-80
81	William Jessup	E	6-1	195	Southern California	9	N/A	1960
51	Eugene Jeter	LB	6-3	235	Arkansas AM&N	30	N/A	1965-67
3	William (Billy) Joe	FB	6-2	235	Villanova	28	N/A	1963-64
86	Barry Johnson	WR	6-2	197	Maryland	4	0	1991
86	Butch Johnson	WR	6-1	187	Cal-Riverside	32	17	1984-85
12	Charley Johnson	QB	6-1	200	New Mexico State	54	41	1972-75
66	Chuck Johnson	T	6-5	275	Texas	16	0	1992-93
25	Darrius Johnson	CB/S	5-9	185	Oklahoma	61	4	1996-99
21	Earl Johnson†	DB	6-0	195	South Carolina	3	3	1987
61	Ellis Johnson	DT	6-2	288	Florida	13	0	2004
87	Jason Johnson	WR	5-10	178	Illinois State	8	0	1988
37	Jeremiah Johnson	RB	5-9	210	Oregon	8	0	2011
90	Jerry Johnson	DT	6-0	290	Florida State	9	0	2000-01
39	Kyle Johnson	FB	6-0	242	Syracuse	45	24	2002, '04-07
45	Quinn Johnson	FB	6-1	263	Louisiana State	0	0	2011
99	Raylee Johnson	DE	6-3	272	Arkansas	14	1	2004
89	Reggie Johnson	TE	6-2	256	Florida State	44	22	1991-93
53	<b>Steven Johnson</b>	<b>LB</b>	<b>6-1</b>	<b>237</b>	<b>Kansas</b>	<b>30</b>	<b>0</b>	<b>2012-13</b>
82	Vance Johnson	WR	5-11	185	Arizona	128	80	1985-93, '95
95	Tim Joiner†	LB	6-4	235	Louisiana State	3	3	1987
26	Calvin Jones	CB	5-7	170	Washington	46	44	1973-76
53	Danté Jones	LB	6-1	235	Oklahoma	5	5	1995
20	Daryll Jones†	DB	6-0	190	Georgia	1	1	1987
69	David Jones†	OL	6-3	262	Texas	3	1	1987
72	Ernest Jones	DE	6-2	263	Oregon	8	0	1996-98
35	Henry Jones	RB	6-2	235	Grambling	2	0	1969
43	Herana-Daze Jones	S	5-11	205	Indiana	2	0	2008
93	James Jones	DT	6-2	290	Northern Iowa	16	16	1995
80	Jim Jones	WR	6-3	195	Wisconsin	13	0	1968
60	K.C. Jones	C	6-1	275	Miami (Fla.)	16	0	1997-2000
32	Leonard Jones†	DB	6-2	185	Texas State	2	0	1987
33	Nate Jones	CB	5-10	185	Rutgers	16	3	2010
31	Rondell Jones	S	6-2	210	North Carolina	62	3	1993-96
75	Rulon Jones	DE	6-6	260	Utah State	129	100	1980-88
77	Tony Jones	T	6-5	290	Western Carolina	60	60	1997-2000
31	Victor Jones	RB	5-8	212	Louisiana State	16	1	1992
32	LaMont Jordan	RB	5-10	242	Maryland	9	0	2009
54/85	Larry Jordan	E/LB	6-6	230	Youngstown State	10	N/A	1962, '64
83	Donald G. Joyce	E	6-3	253	Tulane	6	N/A	1962
99	Seth Joyner	LB	6-2	245	Texas-El Paso	16	1	1998
66	Jim Juriga	T/G	6-6	269	Illinois	32	31	1986-90
77	<b>Winston Justice</b>	<b>T</b>	<b>6-6</b>	<b>317</b>	<b>Southern California</b>	<b>4</b>	<b>0</b>	<b>2013</b>
<b>K</b>								
55	John Kacherski	LB	6-2	240	Ohio State	7	0	1992
59	Larry Kaminski	C	6-2	245	Purdue	96	*54	1966-73
72	Bob Kampa	DT	6-4	252	California	4	1	1974
13	Danny Kanell	QB	6-3	218	Florida State	5	2	2003-04
12	Ken Karcher	QB	6-3	205	Tulane	4	3	1987-88
3	Rich Karlis	K	6-0	180	Cincinnati	101	0	1982-88
72	Keith Kartz	C/T	6-4	270	California	100	89	1987-94
82	Kevin Kasper	WR	6-0	193	Iowa	14	4	2001-02
88	Clarence Kay	TE	6-2	237	Georgia	135	126	1984-92
61	Bill Keating	DT	6-2	242	Michigan	20	N/A	1966-67
32	Mike Kellogg	FB	6-0	230	Santa Clara	10	N/A	1966-67
86/87	Pat Kelly	TE	6-6	252	Syracuse	32	1	1988-89
28	Kenoy Kennedy	S	6-1	215	Arkansas	73	59	2000-04
85	Eddie Kennison	WR	6-0	195	Louisiana State	8	6	2001
68	Crawford Ker	G	6-3	288	Florida	12	10	1991
1	Brett Kern	P	6-3	205	Toledo	22	0	2008-09
32	Jon Keyworth	RB	6-3	230	Colorado	95	69	1974-80
33	Jim Kiick	RB	5-11	214	Wyoming	17	0	1976-77
80/82	Tony Kimbrough	WR	6-2	192	Jackson State	27	0	1993-94
81	Todd Kinchen	WR	5-11	187	Louisiana State	7	0	1996
70	Donald W. King	E	6-3	260	Kentucky	14	N/A	1960
84	Vince Kinney	WR	6-2	190	Maryland	23	0	1978-79
87	David Kircus	WR	6-2	192	Grand Valley State	16	0	2006
97	Bruce Klostermann	LB	6-4	230	South Dakota State	37	5	1986-89
16	Jeff Knapple	QB	6-2	200	Northern Colorado	2	0	1980
99	Shawn Knight	NT	6-6	290	Brigham Young	14	0	1988
94	<b>Terrance Knighton</b>	<b>DT</b>	<b>6-3</b>	<b>335</b>	<b>Temple</b>	<b>16</b>	<b>16</b>	<b>2013</b>
4	Micah Knorr	P/K	6-2	199	Utah State	36	0	2002-04



## BRONCOS ALL-TIME ROSTER, CONT.

No.	Name	Pos.	Hgt.	Wgt.	College	GP	GS	Years
56	Mike Knox†	LB	6-2	240	Nebraska	3	0	1987
73	Robert E. Konovsky	E	6-2	246	Wisconsin	13	N/A	1961
67	Dan Koppen	C	6-2	300	Boston College	15	12	2012-13
53	Niko Koutouvides	LB	6-2	238	Purdue	14	0	2008
71	Greg Kragen	NT	6-3	263	Utah State	136	116	1985-93
86	Jim Krieg	WR	5-9	172	Washington	6	0	1972
12	Gary Kroner	K	6-1	200	Wisconsin	31	N/A	1965-67
52	Ray Kubala	C	6-5	265	Texas A&M	41	N/A	1964-67
8	Gary Kubiak	QB	6-0	192	Texas A&M	119	5	1983-91
52	Frank W. Kuchta	C	6-2	225	Notre Dame	12	N/A	1960
73	Chris Kuper	G	6-4	303	North Dakota	90	79	2006-13
22	Aaron Kyle	DB	5-11	185	Wyoming	35	34	1980-82
<b>L</b>								
40	Ron Lamb	FB	6-2	225	South Carolina	3	3	1968
51/76	Gordon Lambert	LB	6-5	245	Tennessee-Martin	14	0	1968-69
50	Pat Lamberti Jr.	LB	6-2	225	Richmond	7	N/A	1961
33	Gene Lang	RB	5-10	196	Louisiana State	55	10	1984-87
76	Kenard Lang	DE	6-3	264	Miami (Fla.)	16	16	2006
21	Le-Lo Lang	CB	5-11	185	Washington	54	1	1990-93
67/76	Ken Lanier	T	6-3	281	Florida State	177	165	1981-92, '94
80	Dan LaRose	DE	6-5	250	Missouri	11	N/A	1966
77	Carl James Larpenter	G	6-4	235	Texas	28	N/A	1960-61
46	Spencer Larsen	FB/LB	6-2	243	Arizona	50	15	2008-11
87	Bill Larson	TE	6-4	225	Colorado State	2	0	1980
45	Bill Laskoy	LB	6-3	235	Michigan	25	21	1973-74
73	Isaac T. Lassiter	E	6-5	270	St. Augustine	23	N/A	1962-64
75	Kit Lathrop	DE	6-5	255	Arizona State	9	0	1979
72	Don Latimer	DT	6-3	259	Miami (Fla.)	80	8	1978-83
26	Ty Law	CB	5-11	200	Michigan	7	2	2009
48/83	Mike Leach	TE/LS	6-2	240	William & Mary	104	0	2002-08
10	Jim LeClair	QB	6-1	200	C.W. Post	8	*2	1967-68
53	Roger LeClerc	C	6-3	235	Trinity (Conn.)	8	N/A	1967
15	Jacky Lee	QB	6-1	189	Cincinnati	18	N/A	1964-65
68	Larry Lee	C/G	6-2	265	UCLA	13	5	1987-88
81	Max Leetow	DE	6-4	240	Idaho	28	N/A	1965-66
85	Ashley Lelle	WR	6-3	200	Hawaii	64	40	2002-05
54	Mike Lemon	LB	6-2	218	Kansas	1	0	1975
51	Paris Lenon	LB	6-2	240	Richmond	14	6	2013
28	Jack Lentz	S	6-0	190	Holy Cross	26	*7	1967-68
36	Jim Leonhard	S	5-8	188	Wisconsin	16	1	2012
94	Louis Leonard	DL	6-4	325	Fresno State	0	0	2010
78	Matt Lepsis	T	6-4	290	Colorado	150	133	1997-2007
26	Darrell Lester	FB	6-2	228	McNeese State	23	N/A	1965-66
94	Leon Lett	DE	6-6	290	Emporia State	12	0	2001
54	D.D. Lewis	LB	6-1	241	Texas	5	0	2007
20/41	Greg Lewis	RB	5-10	214	Washington	32	5	1991-92
24	Hal Lewis	DB	6-0	185	Arizona State	1	0	1968
48	Herman Lewis	E	6-2	188	Virginia Union	0	0	1968
8	Jeff Lewis	QB	6-2	211	Northern Arizona	5	0	1996-98
67	Kory Lichtensteiger	C	6-3	295	Bowling Green State	16	0	2008
22	Tony Lilly	S	6-0	199	Florida	58	15	1984-87
3	Hub Lindsey	HB	5-11	196	Wyoming	3	0	1968
2	Steve Lindsey	K	6-1	185	Mississippi	6	0	2000
14	Pete Liske	QB	6-3	200	Penn State	18	11	1969-70
44	Floyd Little	HB	5-10	196	Syracuse	117	*93	1967-75
84	Brandon Lloyd	WR	6-0	194	Illinois	22	16	2009-11
74	Bill Lobenstein†	LB	6-3	261	Wisconsin-Whitewater	3	0	1987
89	Kerry Locklin†	TE	6-3	230	New Mexico State	3	0	1987
97	Mike Lodish	DT	6-3	275	UCLA	92	19	1995-2000
89	Dave Logan	WR	6-4	219	Colorado	4	0	1984
31	Derek Loville	RB	5-10	203	Oregon	42	0	1997-99
37	Calvin Lowry	S	5-11	200	Penn State	11	3	2008
58/59	Tim Lucas	LB	6-3	230	California	75	11	1987-93
21	Tommy Luke	LB	6-0	190	Mississippi	7	1	1968
10	Triandos Luke	WR	5-10	189	Alabama	10	0	2004
22	Fran Lynch	HB	6-1	205	Hofstra	99	*14	1967-76
47	John Lynch	S	6-2	220	Stanford	60	59	2004-07
37	Anthony Lynn	RB	6-3	230	Texas Tech	61	0	1993, '97-99
61	Tom Lyons	G	6-2	230	Georgia	73	62	1971-76
41	Rob Lytle	TE/RB	5-11	195	Michigan	87	23	1977-83
<b>M</b>								
52	Dan MacDonald†	LB	6-2	230	Idaho State	3	0	1987
8	Tommy Maddox	QB	6-4	205	UCLA	29	4	1992-93
82	Adrian Madise	WR	5-11	215	Texas Christian	11	0	2003-04
78	Don Maggs	G/T	6-5	290	Tulane	16	3	1993-94
98	Josh Mallard	DL	6-2	259	Georgia	8	0	2007
33	Ernest G. (Pete) Mangum	LB	6-0	219	Mississippi	14	N/A	1960
18	<b>Peyton Manning</b>	<b>QB</b>	<b>6-5</b>	<b>230</b>	<b>Tennessee</b>	<b>32</b>	<b>32</b>	<b>2012-13</b>
83	Wade Manning	WR	5-11	190	Ohio State	25	0	1981-82
66/69	Brisen Manor	DE	6-4	247	Arkansas	107	34	1977-84
33	Marquand Manuel	S	6-0	213	Florida	16	14	2008
50	Bobby Maples	C	6-3	250	Baylor	98	61	1972-78
26	Laurence Maroney	RB	5-11	220	Minnesota	4	3	2010
86	Arthur Marshall	WR	5-11	175	Georgia	32	10	1992-93
15	Brandon Marshall	WR	6-4	230	Central Florida	61	47	2006-09
54	<b>Brandon Marshall</b>	<b>LB</b>	<b>6-1</b>	<b>250</b>	<b>Nevada</b>	<b>1</b>	<b>0</b>	<b>2013</b>



No.	Name	Pos.	Hgt.	Wgt.	College	GP	GS	Years
43	Charles E. Marshall	HB	6-0	180	Oregon State	5	N/A	1962
29	Warren Marshall	RB	6-0	218	James Madison	1	0	1987
47	Paul Martha	S	6-0	187	Pittsburgh	13	12	1970
17	Glenn Martinez	WR	6-1	183	Saginaw Valley State	14	1	2007-08
83/85	Rick Massie	WR	6-1	190	Kentucky	13	4	1987-88
81	Billy Masters	TE	6-5	240	Louisiana State	66	29	1970-74
73	Pat Matson	G	6-1	245	Oregon	28	N/A	1966-67
55	Archie Matsos	LB	6-0	217	Michigan State	9	N/A	1966
76/77	Jack Mattox	T	6-4	240	Fresno State	8	N/A	1961-62
55	Marv Matuszak	LB	6-3	232	Tulsa	14	N/A	1964
8	Matt Mauck	QB	6-1	213	Louisiana State	0	0	2004
74	Andy Maurer	T	6-3	265	Oregon	13	13	1977
14	Dean May†	QB	6-5	220	Louisville	3	0	1987
56	Ray May	LB	6-1	230	Southern California	33	30	1973-75
51	Joe Mays	LB	5-11	245	North Dakota State	33	20	2010-12
31	Darcel McBeth	S	6-1	198	Texas Tech	20	1	2009-10
98	Ryan McBean	DL	6-5	297	Oklahoma State	46	21	2009-11
87	Ed McCaffrey	WR	6-5	215	Stanford	120	104	1995-2003
40	Brendan McCarthy	FB	6-3	220	Boston College	8	5	1968-69
34	Kyle McCarthy	S	6-1	210	Notre Dame	12	0	2010-11
10/11	John McCormick	QB	6-1	208	Massachusetts	38	N/A	1963-66
20	Marlon McCree	S	5-11	204	Kentucky	8	7	2008
96	Jake McCullough	DE	6-5	270	Clemson	16	0	1989-90
67	Robert V. McCullough	G	6-2	245	Colorado	56	N/A	1962-65
33	Lawrence McCutcheon	RB	6-1	205	Colorado State	6	0	1980
54	Ed (Wahoo) McDaniel	LB	6-1	235	Oklahoma	4	N/A	1961-63
82	Orlando McDaniel	WR	6-0	180	Louisiana State	3	0	1982
68	Reggie McElroy	G/T	6-6	290	West Texas State	23	0	1995-96
64	Lewis P. (Bud) McFadin	DT	6-3	260	Texas	56	N/A	1960-63
23	Willis McGahee	RB	6-0	235	Miami	25	23	2011-12
47	John McGeevree	DB	6-1	195	Auburn	55	N/A	1962-65
85	Phil McGeoghan	WR	6-2	224	Maine	2	0	2001
91	Chester McGlockton	DT	6-4	334	Clemson	32	31	2001-02
89	Keli McGregor	TE	6-6	250	Colorado State	2	0	1985
83	Travis McGriff	WR	5-8	185	Florida	34	0	1999-2001
16	Monte McGuire†	QB	6-4	202	Texas Tech	2	0	1987
99	Alvin McKinley	DT	6-3	294	Mississippi State	15	10	2007
11	Kenny McKinley	WR	6-0	183	South Carolina	8	0	2009
58	Bill McKoy	LB	6-3	235	Purdue	30	9	1970-72
26	Tim McKyer	CB	6-0	178	Texas-Arlington	16	1	1997
68	Ron McLean†	DL	6-3	270	Cal State Fullerton	3	0	1987
45	James R. McMillin	DB	6-0	190	Colorado State	47	N/A	1960-62, '64-65
41	Robert McNamara	HB	6-0	190	Minnesota	14	N/A	1960-61
47	Ryan McNeil	CB	6-2	210	Miami (Fla.)	4	0	2003
75	Adam Meadows	T	6-5	290	Georgia	3	3	2006
77/97	Karl Mecklenburg	LB/DE	6-3	240	Minnesota	180	141	1983-94
61	Bob Meeks	C	6-2	279	Auburn	8	0	1992-94
64	Jon Melander	G	6-7	280	Minnesota	29	22	1993-94
63	Richard Mercier	G	6-3	299	Miami (Fla.)	0	0	2000
59	Mark Merrill	LB	6-4	237	Minnesota	17	0	1981-82
46/87	Bobby Micho	RB/TE	6-3	236	Texas	20	3	1986-87
23	Willie Middlebrooks	CB	6-1	200	Minnesota	51	2	2001-04
22	Glyn Milburn	RB	5-8	177	Stanford	48	6	1993-95
17	Hugh Millen	QB	6-5	216	Washington	8	2	1994-95
83	Anthony Miller	WR	5-11	190	Tennessee	46	45	1994-96
82	Billy Miller	WR	6-3	230	Southern California	22	0	1999-2000
12	Chris Miller	QB	6-2	204	Oregon	3	3	1999
58	Von Miller	OLB	6-3	250	Texas A&M	40	40	2011-13
52	Jeff Mills	LB	6-3	244	Nebraska	41	3	1990-93
57	Jeremy Mincey	DE	6-4	265	Florida	2	0	2013
21	Eugene Mingo	HB/K	6-2	216	No college	59	N/A	1960-64
71	Claude Minor	T	6-4	280	San Diego State	125	123	1974-82
67	Tommy Earl Minter	HB	5-10	178	Baylor	7	0	1962
20	Dean Miraldi	T	6-5	266	Utah	10	0	1985
75	Rex Mirich	DE	6-4	260	Northern Arizona	34	*12	1967-69
49	Alvin Mitchell	S/WR	6-3	195	Morgan State	2	0	1970
27	Charlie Mitchell	HB	5-11	185	Washington	56	N/A	1963-67
41	Leroy Mitchell	CB	6-1	190	Texas Southern	40	40	1971-73
51	John Mobley	LB	6-1	236	Kutztown	105	102	1996-2003
89	Orson Mobley	TE	6-5	256	Salem College (W.V.)	62	33	1986-90
72	John Moffitt	G	6-4	319	Wisconsin	2	0	2013
53	Mike Mohamed	LB	6-3	245	California	3	0	2011-12
22	Alton Montgomery	S/CB	6-0	200	Houston	43	5	1990-92
78	Marv Montgomery	T	6-6	255	Southern California	57	25	1971-76
21	Randy Montgomery	CB	5-11	182	Weber State	26	10	1971-73
81/83	Scottie Montgomery	WR	6-1	195	Duke	4	0	2000-02
52	Mike Montler	C	6-5	254	Colorado	14	14	1977
48	Alex Moore	HB	6-0	195	Norfolk State	3	0	1968
87	Bob Moore	TE	6-3	220	Stanford	8	2	1978
23	Jason Moore	S	5-10	191	San Diego State	6	0	1999
78	Leroy Moore	DE	6-2	240	Fort Valley State	26	N/A	1964-65
69	Mookie Moore	G	6-2	318	Troy State	0	0	2001-02
26	Rahim Moore	S	6-1	195	UCLA	41	32	2011-13
76	Randy Moore	DT	6-2	241	Arizona State	8	0	1976
12	Shawn Moore	QB	6-2	213	Virginia	3	0	1991-93
86	Emery Moorehead	WR/RB	6-2	218	Colorado	16	0	1980
27	Knowshon Moreno	RB	5-11	220	Georgia	60	45	2009-13
11	Quincy Morgan	WR	6-1	215	Kansas State	7	0	2006
7	Craig Morton	QB	6-4	214	California	72	64	1977-82
25	Haven Moses	WR	6-2	208	San Diego State	140	127	1972-81
85	John Mosier	TE	6-3	220	Kansas	11	1	1971
94	Jarvis Moss	OLB/DE	6-7	257	Florida	34	1	2007-10

## BRONCOS ALL-TIME ROSTER, CONT.

No.	Name	Pos.	Hgt.	Wgt.	College	GP	GS	Years
86	Bobby Moten	TE	6-4	212	Bishop College	3	0	1968
51	Marc Munford	LB	6-2	231	Nebraska	48	16	1987-90
57	Mark Murray	LB	6-2	240	Florida	6	0	1991
72	Pat Murray	G	6-3	310	Truman State	0	0	2008
14	Bill Musgrave	QB	6-3	215	Oregon	9	1	1995-96
85/71	Chad Mustard	TE/T	6-6	277	North Dakota	32	6	2006-08
62	Chris Myers	C/G	6-4	300	Miami (Fla.)	41	16	2005-07
96	Michael Myers	DT	6-2	300	Alabama	32	31	2005-06
29	Wilbur Myers	S	5-11	195	Delta State	16	0	1983
39	Jesse Myles	RB	5-10	210	Louisiana State	22	0	1983-84
54	Chip Myrtle	LB	6-2	225	Maryland	81	*40	1967-72
<b>N</b>								
58	Rob Nairne	LB	6-4	223	Oregon State	55	21	1977-80
66	Tom Nalen	C	6-3	286	Boston College	194	188	1994-2008
29	Damien Nash	RB	5-10	220	Missouri	3	0	2006
82	Marcus Nash	WR	6-3	195	Tennessee	10	1	1998-99
84	Ricky Nattiel	WR	5-9	180	Florida	70	17	1987-92
6	Joe Nedney	K	6-4	215	San Jose State	3	0	2000
62	Dan Neil	G	6-2	285	Texas	108	104	1997-2004
80	Ron Nery	E	6-6	247	Wisconsin	4	N/A	1963
76	Tom Neville	T	6-4	260	Mississippi State	16	15	1978
51	Lee (Mike) Nichols	C	6-3	225	Arkansas A&M	28	N/A	1960-61
43	John Nocera	LB	6-1	220	Iowa	9	N/A	1963
68	Tom Normina	T	6-3	260	Miami (Ohio)	37	N/A	1963-65
38	Ben Norman	RB	6-1	212	Colorado State	3	0	1980
1/4	Chris Norman	P	6-2	198	South Carolina	38	0	1984-86
15	Philip H. Nugent	HB	6-2	195	Tulane	12	N/A	1961
<b>O</b>								
27	Tom Oberg	S	6-0	185	Portland State	16	13	1968-69
88	Riley Odoms	TE	6-4	230	Houston	153	134	1972-83
42	Muhammad Oliver	DB	5-11	179	Oregon	3	0	1992
58	Phil Olsen	C	6-5	265	Utah State	27	5	1975-76
69	Eric Olsen	OL	6-3	305	Notre Dame	1	0	2010
70	Seth Olsen	G	6-5	308	Iowa	3	0	2009
76	Harold Olson	T	6-2	255	Clemson	28	N/A	1963-64
0	John Olszewski	FB	5-11	200	California	12	N/A	1962
66	Jim O'Malley	LB	6-1	229	Notre Dame	40	5	1973-75
24	Deltha O'Neal	CB	5-10	196	California	61	36	2000-03
8	Kyle Orton	QB	6-4	225	Purdue	34	33	2009-11
91	Willie Oshodin	DE	6-4	265	Villanova	30	5	1993-95
6/17	<b>Brock Osweiler</b>	<b>QB</b>	<b>6-8</b>	<b>240</b>	<b>Arizona State</b>	<b>9</b>	<b>0</b>	<b>2012-13</b>
<b>P</b>								
70	<b>Vinston Painter</b>	<b>T</b>	<b>6-6</b>	<b>309</b>	<b>Virginia Tech</b>	<b>0</b>	<b>0</b>	<b>2013</b>
95	Anton Palepoi	DE	6-3	283	Nevada-Las Vegas	11	0	2004
23	Chris Pane	DB	5-11	184	Chico State	36	1	1976-79
56	Don Parish	LB	6-1	220	Stanford	1	1	1972
60	Ernie Park	G	6-3	253	McMurray College	14	N/A	1967
60	Charlie Parker	G	6-1	245	Southern Mississippi	14	N/A	1965
1	Daren Parker	P	6-0	185	South Carolina	3	0	1992
74	Scott Parrish	T	6-6	265	Utah State	0	0	1976
24	Rick Parros	RB	5-11	200	Utah State	46	32	1980-84
12	Al Pastrana	QB	6-1	190	Maryland	7	3	1969-70
28	Tito Paul	CB	6-0	195	Ohio State	16	0	1998
2	Sam Paulescu	P	6-0	189	Oregon State	1	0	2007
66	Lonie Paxton	LS	6-2	281	Sacramento State	48	0	2009-11
41	Karl Paymah	CB	6-0	195	Washington State	60	5	2005-08
88	Russell Payne†	TE	6-1	240	Appalachian State	1	0	1987
64	Erik Pears	T	6-8	305	Colorado State	32	16	2006-08
71	Jack Peavey†	OL	6-2	260	Troy State	3	1	1987
12	Craig Penrose	QB	6-3	211	San Diego State	18	4	1976-79
71	James W. Perkins	T	6-2	250	Colorado	42	N/A	1962-64
33/35	Lonnie Perrin	RB	6-1	222	Illinois	44	5	1976-78
60	Gerald Perry	G/T	6-6	300	Southern	40	29	1988-90
95	Michael Dean Perry	DT	6-1	285	Clemson	38	37	1995-97
33	Robert Perryman	FB	6-1	233	Michigan	19	8	1991-92
77	Anton Peters	T	6-4	245	Florida	10	N/A	1963
90/97	Kenny Peterson	DL	6-3	295	Ohio State	42	15	2006-09
90	Suan Phillips	DE	6-3	255	Purdue	16	12	2013
26	Lyle Pickens†	DB	5-10	175	Colorado	1	0	1987
58	Terry Pierce	LB	6-1	251	Kansas State	18	0	2003-04
74	Evan Pilgrim	OL	6-4	304	Brigham Young	0	0	1999
38	Andrew Pinnock	FB	5-10	250	South Carolina	0	0	2008
95	Kavika Pittman	DE	6-6	273	McNeese State	45	44	2000-02
28	Michael Pittman	RB	6-0	225	Fresno State	8	3	2008
48	John Pitts	S	6-4	218	Arizona State	22	4	1973-75
82	Dave Pivec	TE	6-3	230	Notre Dame	14	5	1969
38	Bruce Plummer	DB	6-0	197	Mississippi State	26	0	1987-88, '90
16	Jake Plummer	QB	6-2	212	Arizona State	59	54	2003-06
22	Bobby Ply	DB	6-1	190	Baylor	1	N/A	1967
21	Randy Polt	DB	6-3	190	Stanford	29	2	1975-77
76	Tyler Polumbus	T	6-8	300	Colorado	31	8	2008-09
47	David Pool	DB	5-9	182	Carson-Newman	0	0	1993
81	Keith Poole	WR	6-0	188	Arizona State	6	3	2001
34	Nathan Poole	RB	5-9	210	Louisville	30	13	1982-83, '85, '87
37	Tyrone Poole	CB	5-8	188	Fort Valley State	16	4	2002

No.	Name	Pos.	Hgt.	Wgt.	College	GP	GS	Years
75	Monsanto Pope	DT	6-3	300	Virginia	48	21	2002-05
31	P.J. Pope	RB	5-9	205	Bowling Green State	5	1	2008
31	Kerry Porter	RB	6-1	215	Washington State	13	3	1990
22	Tracy Porter	CB	5-11	186	Indiana	6	4	2012
26	Clinton Portis	RB	5-11	205	Miami (Fla.)	29	25	2002-03
23	Dickie Post	RB	5-9	190	Houston	6	1	1971
31	Darryl Pounds	CB	5-10	185	Nicholls State	9	0	2000
91	Warren Powers	DE	6-6	287	Maryland	44	28	1989-91
5	<b>Matt Prater</b>	<b>K</b>	<b>5-10</b>	<b>195</b>	<b>Central Florida</b>	<b>92</b>	<b>0</b>	<b>2007-13</b>
88	Eugene Prebola	E	6-3	225	Boston University	42	N/A	1961-63
23	Steve Preece	S	6-1	195	Oregon State	13	9	1972
46	Dave Preston	HB	5-10	185	Bowling Green	76	37	1978-83
11	Luke Preststridge	P	6-4	235	Baylor	73	0	1979-83
56	James Price	LB	6-2	225	Auburn	6	N/A	1964
25	Errol Prisby	DB	5-10	184	Cincinnati	5	N/A	1967
81	Mike Pritchard	WR	5-10	188	Colorado	18	13	1994-95
93	Trevor Pryce	DL	6-5	286	Clemson	121	114	1997-2005
88/87	Jeb Putzier	TE	6-4	251	Boise State	41	10	2002-05, '08
83	John J. Pyeatt	HB	6-3	204	No college	17	N/A	1960-61

**Q**

26	Frank Quayle	RB	5-10	195	Virginia	11	2	1969
9	Brady Quinn	QB	6-3	235	Notre Dame	0	0	2010-11
81	Richard Quinn	TE	6-4	255	North Carolina	29	4	2009-10

**R**

78	Bruce Radford	DE	6-5	257	Grambling	16	0	1979
65/66	<b>Manny Ramirez</b>	<b>G/C</b>	<b>6-3</b>	<b>320</b>	<b>Texas Tech</b>	<b>33</b>	<b>27</b>	<b>2011-13</b>
11	Patrick Ramsey	QB	6-2	225	Tulane	3	0	2007-08
10	Steve Ramsey	QB	6-2	210	North Texas State	53	31	1971-76
99	Montae Reagar	DE	6-3	285	Texas Tech	45	1	1999-2002
76	Leo T. Reed	T	6-4	240	Colorado State	4	N/A	1961
32	Tony Reed	RB	5-11	197	Colorado	15	0	1981
43	Izell Reese	S	6-2	190	Alabama-Birmingham	15	15	2002
41	Johnathan Reese	RB	6-1	220	Columbia	0	0	2004
95	Darrell Reid	OLB/DE	6-2	270	Minnesota	16	0	2009
74	Dan Remsberg	T	6-6	275	Abilene Christian	21	1	1986-87
97	Simeon Rice	DE	6-5	268	Illinois	6	1	2007
40	Randy Rich	DB	5-10	178	New Mexico	0	0	1977
43	Bob Richardson	DB	6-1	180	UCLA	9	N/A	1966
99	David Richie	DT	6-4	280	Washington	2	0	1997
58	Frank Richter	LB	6-3	235	Georgia	34	*11	1967-69
26	Larry Riley	DB	5-10	192	Salem College (N.C.)	5	0	1977
38	Reggie Rivers	RB	6-1	215	Southwest Texas State	96	5	1991-96
59	Joe Rizzo	LB	6-1	220	U.S. Merchant Marine Academy	81	62	1974-80
48	Randy Robbins	DB	6-2	189	Arizona	116	26	1984-91
57	Adrian Robinson	LB	6-1	250	Temple	6	0	2013
63	Dewayne Robertson	DT	6-1	308	Kentucky	15	15	2008
36	Frank Robinson	DE	5-11	175	Boise State	28	2	1992-93
94	Jeff Robinson	DE	6-4	270	Idaho	64	0	1993-96
95	Jeroy Robinson	LB	6-1	241	Texas A&M	3	0	1990
54	Lee Robinson	LB	6-2	256	Alcorn State	3	0	2010
17	Matt Robinson	QB	6-2	196	Georgia	14	7	1980
77	Alden Roche	DE	6-4	255	Southern	14	0	1970
45	Dominique Rodgers-Cromartie	CB	6-2	193	Tennessee State	15	13	2013
4	Ruben Rodriguez	LB	6-2	210	Arizona	5	0	1992
68	William E. Rohnehl	T	6-1	227	Bradley	18	N/A	1961-62
73	Roderick Rogers	S	6-2	187	Wisconsin	5	1	2007-08
37	Stan Rogers	T	6-4	256	Maryland	14	2	1975
35	David S. Rolle	FB	6-0	215	Oklahoma	14	N/A	1960-61
53	Bill Romanowski	LB	6-4	245	Boston College	96	96	1996-2001
42	Al Romine	HB	6-2	191	Florence State	14	N/A	1960
81	Dante Rosario	TE	6-4	250	Oregon	14	3	2011
81	Barry Rose	WR	6-0	185	Wisconsin-Stevens Point	3	0	1993
30	Oliver Ross	RB	6-0	210	Alabama A&M	25	0	1973-75
11	Tobin Rote	QB	6-2	211	Rice	3	N/A	1966
16	Tom Rouen	P	6-3	225	Colorado	152	0	1993-2002
33	Justin D. Rowland	HB	6-2	188	Texas Christian	10	N/A	1962
46	John Rowser	DB	6-1	190	Michigan	38	37	1974-76
19	Eddie Royal	WR	5-10	180	Virginia Tech	57	45	2008-11
11	T.J. Rubley	QB	6-3	212	Tulsa	0	0	1996
40	Martin Rudolph†	DB	5-10	183	Arizona	3	1	1987
57	Mike Ruether	C	6-4	279	Texas	17	0	1988-89
58	Steve Russ	LB	6-4	245	Air Force	24	0	1997-2000
10	Clifford Russell	WR	5-11	195	Utah	2	0	2008
39	Darryl Russell†	DB	6-0	190	Appalachian State	3	0	1987
85	Derek Russell	WR	6-0	195	Arkansas	50	36	1991-94
42	Leonard Russell	RB	6-2	235	Arizona State	14	13	1994
53	Johnny Rutledge	LB	6-3	239	Florida	6	0	2003
50	Jim Ryan	LB	6-1	225	William & Mary	150	91	1979-88
80	Tom Rychlec	E	6-3	220	American International	3	N/A	1963

**S**

No.	Name	Pos.	Hgt.	Wgt.	College	GP	GS	Years
26	George Saimes	S	5-11	186	Michigan State	30	19	1970-72
74	Ephraim Salaam	T	6-7	295	San Diego State	30	30	2002-03
74	Harvey Salem	T	6-6	283	California	10	0	1991
84	Clint Sampson	WR	5-11	183	San Diego State	59	10	1983-86
55	Glenell Sanders	LB	6-1	228	Louisiana Tech	1	0	1994
37	Cecil Sapp	RB	5-11	229	Colorado State	49	9	2003-07
10	Todd Sauerbrun	P	5-10	215	West Virginia	30	0	2005-07
83	John Sawyer	TE	6-2	240	Southern Mississippi	17	11	1983-84

## BRONCOS ALL-TIME ROSTER, CONT.

No.	Name	Pos.	Hgt.	Wgt.	College	GP	GS	Years
54	Ron Sbranti	LB	6-2	230	Utah State	14	N/A	1966
82	Bob Scarpitto	WR/P	5-11	192	Notre Dame	81	N/A	1962-67
67	Carl Schaukowitch	G	6-3	235	Penn State	11	2	1975
88	Tony Scheffler	TE	6-5	255	Western Michigan	57	28	2006-09
67	Steve Schindler	G	6-3	256	Boston College	28	4	1977-78
69	Mark Schlereth	G	6-3	282	Idaho	81	81	1995-2000
64	Mike Schnitker	G	6-3	245	Colorado	74	26	1969-74
74	Bill Schultz	T	6-5	305	Southern California	2	0	1995
84/86	John Schultz	WR	5-10	182	Maryland	32	0	1976-78
66	Carlos Scott†	C	6-2	305	Texas-El Paso	0	0	1987
45	Lew Scott	DB	5-11	170	Oregon State	13	N/A	1966
76	Kirk Scafford	T	6-6	270	Montana	32	7	1993-94
35	James H. Sears	HB	5-11	183	Southern California	2	N/A	1960-61
21	Goldie Sellers	DB	6-2	198	Grambling	27	N/A	1966-67
45	Jeff Severson	DB	6-1	183	Long Beach State	14	3	1975
30	Steve Sewell	RB/WR	6-3	210	Oklahoma	94	15	1985-92
65	Don Shackelford	G	6-4	255	Pacific	8	N/A	1964
75	Rick Sharp	T	6-3	265	Washington	12	0	1972
81/84	Shannon Sharpe	TE	6-2	228	Savannah State	172	139	1990-99, '02-03
17	George H. Shaw	QB	6-1	183	Oregon	13	N/A	1962
95	Josh Shaw	DT	6-3	305	Michigan State	5	0	2008
45	Richard Shelton	CB	5-10	180	Liberty	4	0	1989
86	Edell Shepherd	WR	6-1	175	San Jose State	0	0	2008
84	Rod Sherman	WR	6-0	190	Southern California	14	13	1972
88	Mike Sherrard	WR	6-1	185	UCLA	15	0	1996
75	Roger Shoals	T	6-4	260	Maryland	14	14	1971
40/28	Jeff Shoate	CB	5-10	180	San Diego State	14	0	2004-05, '07
63	Laval Short	DT	6-3	250	Colorado	15	0	1980
98	Sealver Siliga	DT	6-2	325	Utah	1	0	2012
80	Jerry Simmons	WR	6-0	190	Bethune-Cookman	51	35	1971-74
51	Leron Simmons	LB	6-0	225	Grambling	2	N/A	1963
2	Chris Simms	QB	6-4	230	Texas	3	1	2009
51	Mike Simone	LB	6-0	210	Stanford	42	3	1972-74
67	Jackie Simpson	LB	6-0	225	Mississippi	6	N/A	1961
45	John Sklopan	HB	5-10	200	Southern Mississippi	3	N/A	1963
7/14	Milton (Mickey) Slaughter	QB	6-2	204	Louisiana Tech	40	N/A	1963-66
39	Tom Smiley	RB	6-1	235	Lamar Tech	14	9	1969
56	Aaron Smith	LB	6-2	223	Utah State	10	0	1984
33	Alphonso Smith	CB	5-9	190	Wake Forest	15	0	2009
55	Art Smith	LB	6-1	222	Hawaii	2	0	1980
26	Ben Smith	CB	6-3	208	Georgia	14	14	1994
20	Daniel Eugene Smith	HB	5-10	180	Northeast Oklahoma	4	N/A	1961
49	Dennis Smith	S	6-3	200	Southern California	184	170	1981-94
42	Detron Smith	FB	5-10	230	Texas A&M	91	2	1996-2001
14	Don Smith	G	6-4	240	Florida A&M	2	N/A	1967
75	Ed Smith	DE	6-5	241	Colorado College	16	3	1973-75
28	Elliott Smith	CB	6-2	192	Alcorn A&M	9	0	1990
72	Harold Smith	T	6-5	250	UCLA	3	N/A	1960
N/A	Hugh B. Smith	E	6-4	217	Kansas	0	0	1962
47	James Smith	S	6-3	190	Utah State	2	1	1969
97	Le Kevin Smith	DL	6-3	308	Nebraska	14	2	2009-10
57	Matt Smith†	LB	6-2	234	West Virginia	3	0	1987
65	Monte Smith	G	6-5	270	North Dakota	14	0	1989
90	Neil Smith	DE	6-4	270	Nebraska	43	35	1997-99
26	Paul Smith	RB	5-11	242	Texas-El Paso	14	0	2007
70	Paul Smith	DT/DE	6-3	256	New Mexico	133	72	1968-78
45	Perry Smith	DB	6-1	195	Colorado State	26	5	1980-81
80	Rod Smith	WR	6-0	200	Missouri Southern	183	158	1995-2007
32	Sammie Smith	RB	6-2	226	Florida State	3	1	1992
71	Willie Smith	G	6-3	255	Michigan	14	N/A	1960
72	Isaac Snell	G	6-6	288	North Dakota State	0	0	2007
84	Matt Snorton	TE	6-5	250	Michigan State	5	N/A	1964
70	Brian Sochia	NT/DE	6-3	270	Northwestern Oklahoma St.	26	16	1991-92
39	Roland Solomon	CB	6-0	193	Utah	4	0	1981
51	Henry Sorrell	LB	6-1	215	Chattanooga	10	N/A	1967
33	Jimmy Spencer	CB	5-9	188	Florida	53	8	2000-03
59	Donnie Spragan	LB	6-3	239	Stanford	48	22	2002-04
78	Rich Stachowski	DE/NT	6-4	245	California	14	0	1983
62	Jerry N. Stalcup	LB	6-1	240	Wisconsin	22	N/A	1961-62
85	Tim Stallworth	WR	5-10	185	Washington State	1	0	1990
14	Scott Stankavage	QB	6-1	194	North Carolina	1	0	1984, '86
44	Bruce Starling	HB	6-1	186	Florida	0	0	1963
17	Larry Steele	P	5-10	182	Santa Rosa	1	0	1974
19	Fred Steinfort	K	5-11	180	Boston College	33	0	1979-81
36	James E. Stinnette	FB/LB	6-1	230	Oregon State	24	N/A	1961-62
21	Jesse Stokes	DB	6-0	190	Corpus Christi	2	0	1968
14	Brandon Stokley	WR	6-0	192	Southwestern Louisiana	59	22	2007-09, 12
34	Donnie Stone	FB	6-1	205	Arkansas	48	N/A	1961-64
82	Otto Stowe	WR	6-2	188	Iowa State	8	0	1974
22	Bob Stransky	HB	6-1	180	Colorado	14	N/A	1960
63	David Strickland	T/G	6-0	220	Memphis State	14	N/A	1960
41	Deon Strother	RB	5-11	213	Southern California	2	0	1994
63	Tim Stuber	G	6-5	315	Colorado State	0	0	2004
70	Dave Studdard	T	6-4	260	Texas	145	133	1979-88
72	Jerry G. Sturm	C/T/G	6-3	260	Illinois	84	N/A	1961-66

No.	Name	Pos.	Hgt.	Wgt.	College	GP	GS	Years
60	Nick Subis	G/C	6-4	278	San Diego State	16	0	1991
50	John Sullins	LB	6-1	225	Alabama	6	0	1992
85	Don Summers	TE	6-4	230	Boise State	18	1	1984-85
46	Jim Summers	DB	5-10	180	Michigan State	11	N/A	1967
35	Jason Suttle	CB	5-10	182	Wisconsin	10	0	1999-2000
25	Charles Swann	WR/DB	6-1	188	Indiana State	13	0	1994
80	Shane Swanson†	WR	5-9	200	Nebraska	3	2	1987
74	Harry Swayne	T	6-5	290	Rutgers	23	16	1997-98
49	Neal Sweeney	FL	6-2	170	Tulsa	10	N/A	1967
51	Bob Swenson	LB	6-3	225	California	96	77	1975-83
23	Eugene Sykes	DB	6-1	201	Louisiana State	4	N/A	1967
57	Jashon Sykes	LB	6-2	236	Colorado	19	8	2003-04
40	Austin Sylvester	FB	6-1	248	Washington	0	0	2011
94	Jim Szymanski	DE	6-5	268	Michigan State	7	6	1990-91

T

64	Ralph Tamm	G/C	6-4	280	West Chester	22	1	1995-96
<b>94</b>	<b>Jacob Tamme</b>	<b>TE</b>	<b>6-3</b>	<b>230</b>	<b>Kentucky</b>	<b>32</b>	<b>9</b>	<b>2012-13</b>
88	Maa Tanuvasa	DE/DT	6-2	270	Hawaii	80	54	1995-2000
65	George Tarasovic	DE	6-4	245	Louisiana State	6	N/A	1967
41	Jerry L. Tarr	E	6-0	190	Oregon	14	N/A	1962
95	Alphonso Taylor	DT	6-3	350	Temple	3	0	1993
72	Herb Taylor	T	6-3	295	Texas Christian	0	0	2009
81	Kitrick Taylor	WR	5-11	194	Washington State	2	0	1993
87	Lionel T. Taylor	E	6-2	215	New Mexico Highlands	96	N/A	1960-66
70	Trey Teague	T	6-5	292	Tennessee	34	20	1998-2001
15	Tim Tebow	QB	6-3	245	Florida	23	14	2010-11
13	Steve Tensi	QB	6-5	215	Florida State	27	22	1967-70
13	David Terrell	WR	6-3	212	Michigan	1	0	2005
84	Jim Thibert	LB	6-3	230	Toledo	13	N/A	1965
32	Calvin Thomas	RB	5-11	239	Illinois	2	0	1988
<b>88</b>	<b>Demaryius Thomas</b>	<b>WR</b>	<b>6-3</b>	<b>229</b>	<b>Georgia Tech</b>	<b>53</b>	<b>39</b>	<b>2010-13</b>
48	Earlie Thomas	DB	6-1	190	Colorado State	10	6	1975
26	Eric Thomas	CB	5-11	184	Tulane	14	0	1995
<b>80</b>	<b>Julius Thomas</b>	<b>TE</b>	<b>6-5</b>	<b>250</b>	<b>Portland State</b>	<b>23</b>	<b>15</b>	<b>2011-13</b>
26	J.T. Thomas	S	6-2	196	Florida State	9	1	1982
79	Marcus Thomas	DL	6-3	316	Florida	76	34	2007-11
82	Zach Thomas	WR/PR	6-0	182	South Carolina State	28	0	1983-84
53	Anthony Thompson	LB	6-1	227	East Carolina	11	0	1990
61	Arland Thompson	G	6-4	265	Baylor	2	0	1980
36	Bill Thompson	DB	6-1	201	Maryland State	179	178	1969-81
76	Broderick Thompson	T	6-5	295	Kansas	32	32	1995-96
77	Jim Thompson	DT	6-3	255	Southern Illinois	4	N/A	1965
4	Robert Thompson†	WR	5-9	168	Youngstown State	2	0	1987
22	Syd'Quan Thompson	CB	5-9	191	California	13	0	2010-11
87	Cedric Tillman	WR	6-2	204	Alcorn State	39	8	1992-94
51	Dave Tobey	LB	6-3	231	Oregon	7	0	1968
42	Ryan Torain	RB	6-1	225	Arizona State	2	1	2008
61	Andre Townsend	DE/NT	6-3	265	Mississippi	103	54	1984-90
54/94	Keith Traylor	LB/DT	6-2	304	Central State (Okla.)	94	66	1991-92, 97-2000
9	Jerry Traynham	HB	5-10	190	Southern California	2	N/A	1961
9	David Treadwell	K	6-1	180	Clemson	64	0	1989-92
<b>59</b>	<b>Danny Trevathan</b>	<b>LB</b>	<b>6-1</b>	<b>240</b>	<b>Kentucky</b>	<b>32</b>	<b>16</b>	<b>2012-13</b>
37	Steve Trimble	DB	5-10	181	Maryland	14	*1	1981-83
18	Frank Tripucka	QB	6-2	192	Notre Dame	44	42	1960-63
91	Jeff Tupper	DL	6-5	269	Oklahoma	4	3	1987
55	Godwin Turk	LB	6-3	230	Southern	42	5	1976-78
35	Clem Turner	RB	6-1	236	Cincinnati	37	0	1970-72
15	Jim Turner	K	6-2	205	Utah State	130	0	1971-79
21	Scott Turner	CB	5-10	190	Illinois	9	0	2003
71	Melvin Tuten	T	6-6	305	Syracuse	2	0	1999-2000
23	Maurice Tyler	S	6-0	188	Morgan State	28	2	1973-74
72	Richard Tyson	G	6-2	245	Tulsa	7	N/A	1967

U

67	Keith Uecker	T	6-5	278	Auburn	2	2	1982-83
50	Artie Ulmer	LB	6-3	247	Valdosta State	7	0	1999
31	Marviel Underwood	S	5-10	200	San Diego State	0	0	2007
50	Olen Underwood	LB	6-1	220	Texas	14	4	1971
<b>96</b>	<b>Mitch Unrein</b>	<b>DT</b>	<b>6-4</b>	<b>306</b>	<b>Wyoming</b>	<b>46</b>	<b>3</b>	<b>2011-13</b>
80	Rick Upchurch	WR	5-10	175	Minnesota	119	59	1975-83

V

60	Steve Vallos	C	6-3	310	Wake Forest	15	0	2013
42	Bill Van Heusen	WR/P	6-1	200	Maryland	109	38	1968-76
11	Bradlee Van Pelt	QB	6-2	220	Colorado State	3	0	2003
<b>65</b>	<b>Louis Vasquez</b>	<b>G</b>	<b>6-5</b>	<b>335</b>	<b>Texas Tech</b>	<b>16</b>	<b>16</b>	<b>2015</b>
61	Bob Vaughn	G	6-4	240	Mississippi	1	0	1968
41	Cassius Vaughn	CB	5-11	195	Mississippi	22	3	2010-11
97	Demetris Veal	DT	6-2	288	Tennessee	31	1	2004-06
90	David Veikune	LB	6-2	257	Hawaii	4	0	2010
32	Tony Veland	S	6-0	209	Nebraska	12	0	1997
86	Chris Verhulst	TE	6-3	249	Chico State	8	1	1990
<b>99</b>	<b>Kevin Vickerson</b>	<b>DT</b>	<b>6-5</b>	<b>328</b>	<b>Michigan State</b>	<b>47</b>	<b>41</b>	<b>2010-13</b>
65	Lloyd Voss	T	6-4	256	Nebraska	13	7	1972

W

No.	Name	Pos.	Hgt.	Wgt.	College	GP	GS	Years
37	Bob Wade	CB	6-2	200	Morgan State	3	2	1970
30	Clarence Walker	HB	6-1	205	Southern Illinois	1	N/A	1963
27/25	Denard Walker	CB	6-1	190	Louisiana State	32	31	2001-02
84	Javon Walker	WR	6-3	209	Florida State	24	21	2006-07



## BRONCOS ALL-TIME ROSTER, CONT.

No.	Name	Pos.	Hgt.	Wgt.	College	GP	GS	Years
96	Kenny Walker	DE	6-3	260	Nebraska	31	16	1991-92
59	Brett Wallerstedt	LB	6-1	240	Arizona State	0	0	1994
35	Lenny Walls	CB	6-4	192	Boston College	43	20	2002-05
50	J.D. Walton	C	6-3	305	Baylor	36	36	2010-12
61	Gerard Warren	DT	6-4	325	Florida	31	31	2005-06
94	Ty Warren	DT	6-5	300	Texas A&M	1	1	2011-12
56	Dave Washington	LB	6-5	223	Alcorn A&M	27	21	1970-71
81/83	Dave Washington	TE	6-4	228	Southern California	2	1	1968
84	Gene Washington	WR	6-3	208	Michigan State	14	0	1973
97	Keith Washington	DE	6-4	275	Nevada-Las Vegas	26	16	2001-02
48	Lionel Washington	CB	6-0	185	Tulane	30	28	1995-96
95	Marvin Washington	DE	6-6	275	Idaho	16	0	1998
98	Ted Washington	NT	6-4	316	Louisville	15	15	1994
21	Chris Watson	CB	6-1	192	Eastern Illinois	14	1	1999
81	Steve Watson	WR	6-4	195	Temple	126	87	1979-87
17	Darius Watts	WR	6-2	188	Marshall	22	2	2004-05
54	Nate Wayne	LB	6-0	230	Mississippi	16	0	1998-99
36	Kayvon Webster	CB	5-11	198	South Florida	14	2	2013
58	Nate Webster	LB	6-0	232	Miami (Fla.)	32	28	2006-08
14	Norris Weese	QB	6-1	195	Mississippi	57	1	1976-79
40	Ted Wegert	FB	5-11	202	No college	4	N/A	1960
13	Jack Weil	P	5-11	175	Wyoming	6	0	1986
83	Wes Welker	WR	5-9	185	Texas Tech	13	13	2013
29	Bill West	CB	5-10	185	Tennessee State	8	0	1972
40/42	Charlie West	DB	6-1	197	Texas-El Paso	32	6	1978-79
20	Willie West	DB	5-10	190	Oregon	7	N/A	1964
89	Max Wettstein	E	6-3	225	Florida State	2	N/A	1966
83	Jim Whalen	TE	6-2	210	Boston College	17	15	1970-71
59	Taylor Whitley	G	6-4	315	Texas A&M	2	0	2005
89	Andre White	TE	6-3	225	Florida A&M	14	N/A	1967
78	Jim White	DE	6-4	256	Colorado State	7	1	1976
79	Dave Widell	C/G	6-7	303	Boston College	79	39	1990-94
67	Doug Widell	G	6-4	289	Boston College	64	58	1989-92
62	Casey Wiegmann	C	6-2	285	Iowa	32	32	2008-09
29	Jonathan Wilhite	CB	5-11	185	Auburn	15	2	2011
47	Gerald Willhite	RB	5-10	200	San Jose State	78	21	1982-88
91	Alfred Williams	DE	6-6	265	Colorado	49	38	1996-99
52/55	D.J. Williams	LB	6-1	242	Miami (Fla.)	127	115	2004-12
90	Dan Williams	DE	6-4	290	Toledo	45	40	1993-96
27	Darrent Williams	CB	5-8	188	Oklahoma State	27	23	2005-06
N/A	Harold Williams	HB	N/A	N/A	Miami (Ohio)	N/A	N/A	1961
26	Jack Williams	CB	5-9	185	Kent State	21	0	2008-09
76	Jamal Williams	NT	6-3	348	Oklahoma State	16	16	2010
20	Roosevelt Williams	CB	5-11	200	Tuskegee	0	0	2003
92	Sylvester Williams	DT	6-2	313	North Carolina	13	4	2013
29	Wandy Williams	RB	6-1	189	Hofstra	12	2	1969-70
12	Matthew Willis	WR	6-0	190	UCLA	38	1	2009-12
85	Jeff Wilner	TE	6-5	250	Wesleyan (Conn.)	0	0	1995
56	Al Wilson	LB	6-0	240	Tennessee	125	119	1999-2006
48	Nemiah Wilson	DB	6-0	165	Grambling	42	N/A	1965-67
88	Sir Mawn Wilson	WR	6-2	213	Syracuse	0	0	1997
45	Steve Wilson	CB	5-10	195	Howard	92	33	1982-88
91	Troy Wilson	DE	6-4	257	Pittsburg State	3	0	1995
51	Jamie Winborn	LB	5-11	242	Vanderbilt	30	13	2007-08
23	Sammy Winder	RB	5-11	203	Southern Mississippi	127	83	1982-90
72	Brandon Winey	T	6-6	310	Louisiana State	0	0	2001
55	Bryant Winn†	LB	6-4	231	Houston	3	3	1987
95	Derek Wolfe	DE	6-5	285	Cincinnati	27	27	2012-13
16	Dick Wood	QB	6-5	205	Auburn	1	N/A	1962
54	Lee Woodall	LB	6-1	230	West Chester	14	0	2001
52	Ken Woodard	LB	6-1	218	Tuskegee Institute	73	13	1982-86
99	Ray Woodard†	DE	6-6	290	Texas	3	1	1987
85	Chris Woods	WR	5-11	190	Auburn	1	0	1989
59/52	Wesley Woodyard	LB	6-0	233	Kentucky	87	40	2008-13
58	Jack Work	DB	6-0	200	Denver	0	0	1960
87	James Wright	TE	6-3	240	Texas Christian	64	31	1980-85
35	Jim Wright	HB	5-11	190	Memphis State	10	N/A	1964
42	Lonnie Wright	DB	6-2	205	Colorado State	26	N/A	1966-67
20	Louis Wright	CB	6-2	200	San Jose State	166	163	1975-86
57/92	Dave Wyman	LB	6-2	241	Stanford	31	27	1993-95
Y								
76	William G. Yelverton	E	6-4	220	Mississippi	10	N/A	1960
32	Chris Young	S	6-0	210	Georgia Tech	21	0	2003-05
65	Joseph A. Young	E	6-3	245	Arizona	20	N/A	1960-61
83	Michael Young	WR	6-1	187	UCLA	51	14	1989-92
60	Robert Young	G	6-1	270	Howard Payne	58	*33	1966-70
35	Selvin Young	RB	5-11	207	Texas	23	13	2007-08
Z								
46	Bob Zeman	DB	6-1	200	Wisconsin	28	N/A	1962-63
65	Gary Zimmerman	T	6-6	294	Oregon	76	76	1993-97

## BRONCOS ALL-TIME ROSTER BREAKDOWN

### NUMBER OF PLAYERS PER SCHOOL

- 32 — Colorado
- 29 — Florida
- 24 — Texas
- 23 — Louisiana State
- 22 — Georgia
- 21 — Oregon, Southern California, Wisconsin
- 20 — Maryland, Stanford
- 19 — Colorado State, Washington
- 17 — Florida State, Notre Dame, UCLA
- 16 — Nebraska
- 15 — San Diego State, Texas A&M
- 14 — Arizona, Arizona State, Boston College, California, Miami (Fla.), Michigan State
- 13 — Baylor, Michigan, Minnesota, Mississippi, Tennessee
- 12 — Houston, Utah State
- 11 — Oklahoma
- 10 — Clemson, Ohio State, Tulane
- 9 — Arkansas, Auburn, North Carolina, Penn State, Purdue, South Carolina, Texas Tech, Utah
- 8 — Florida A&M, Georgia Tech, Illinois, Kansas, Nevada-Las Vegas, San Jose State, Virginia Tech
- 7 — Brigham Young, Iowa, Kentucky, Mississippi State, Oregon State, Southern Mississippi, Syracuse, Tulsa, Washington State, Wyoming
- 6 — Alabama, Alcorn State/Alcorn A&M, Cincinnati, Duke, Fresno State, Grambling State/Grambling, Hawaii, Idaho, Kansas State, Louisville, Memphis/Memphis State, Oklahoma State, Pittsburgh, Toledo, Wake Forest
- 5 — Central Florida, North Carolina State, Southern, Temple, Texas Christian, Texas-El Paso, Virginia
- 4 — Boise State, Bowling Green/Bowling Green State, Miami (Ohio), Missouri, North Dakota, Northern Arizona, Tennessee State, West Virginia, Wichita State
- 3 — Appalachian State, Bethune-Cookman, Hofstra, Louisiana Tech, McNeese State, Morgan State, New Mexico, New Mexico State, North Dakota State, Pacific, Richmond, South Carolina State, Texas Southern, Western Illinois, William & Mary
- 2 — Abilene Christian, Alabama-Birmingham, Boston University, Bradley, C.W. Post, Cal State-Fullerton, Cal State-Northridge, Chico State, Columbia, Eastern Michigan, Emporia State/Emporia College, Fort Valley State, Howard, Howard Payne, Indiana, Iowa State, Jacksonville State, Liberty, Long Beach State, Louisiana at Lafayette/Southwestern Louisiana, Maine, Marshall, Montana, Montana State, Nevada, New Hampshire, North Carolina Central, North Texas/North Texas State, Northern Colorado, Pittsburg State, Portland State, Rutgers, South Florida Southern Illinois, Southwest Texas State, Texas A&I, Texas-Arlington, Troy/Troy State, Tuskegee/Tuskegee Institute, Vanderbilt, Villanova, Weber State, West Chester, West Texas State, Youngstown State
- 1 — Adams State, Air Force Academy, Akron, Alabama A&M, Allen, American International, Angelo State, Arkansas A&M, Arkansas AM&N, Arkansas State, Ball State, Bishop College, Cal-Davis, Cal Poly/SLO, Cal-Riverside, Cal-Santa Barbara, Carson-Newman, Central Michigan, Central Missouri State, Central State (Okla.), Chattanooga, Colorado College, Compton J.C., Corpus Christi, Delaware, Delaware State, Delaware Valley, Delta State, Denver, Detroit Mercy, East Carolina, Eastern Illinois, Eastern Montana, Eastern New Mexico, El Camino J.C., Elizabeth City State, Elon College, Evangel College, Findlay, Florence State, Grand Valley State, Hampton, Heidelberg, Henderson State, Holy Cross, Humboldt State, Idaho State, Illinois State, Indiana State, Jackson State, James Madison, Kent State, Kutztown, Lamar Tech, Louisiana Monroe/Northeast Louisiana, Maryland Eastern Shore/Maryland State, Massachusetts, McMurray College, Menlo College, Mercer, Mississippi College, Missouri Southern, Morris Brown, New Mexico Highlands, Nicholls State, Norfolk State, North Carolina A&T, Northeast Oklahoma, Northern Colorado, Northern Illinois, Northern Iowa, Northwestern, Northwestern State (La.), Northwestern Oklahoma State, Omaha, Pennsylvania, Plymouth State, Rice, Sacramento State, Saginaw Valley State, Salem (N.C.), Salem (W. Va.), Sam Houston State, Santa Clara, Santa Rosa, Savannah State, South Dakota State, Southern Methodist, Southwest Missouri State, Springfield College, St. Augustine, Stephen F. Austin, Sul Ross State, Tennessee-Martin, Texas State, Trinity (Conn.), Truman State, U.S. Merchant Marine Academy, Valdosta State, Virginia Union, Wayne State (Neb.), Wesleyan (Conn.), Western Carolina, Western Michigan, Wisconsin-Stevens Point, Wisconsin-Whitewater, Xavier, Yankton College

Seven players did not attend college.

### TOP 10 SCHOOLS BY GAMES PLAYED

Rk.	Gms.	School (No. of players / rank in category)
1.	1,147	Colorado (32 / 1st)
2.	791	Georgia (22 / 5th)
3.	694	Stanford (20 / T-9th)
4.	675	Minnesota (13 / T-25th)
5.	661	Miami (Fla.) (14 / T-24th)
6.	655	Florida (29 / 2nd)
7.	653	Houston (12 / T-26th)
8.	648	Boston College (14 / T-19th)
9.	615	Texas (24 / 3rd)
10.	592	Washington (17 / T-10th)

### TOP 10 CONFERENCES BY NUMBER OF PLAYERS

(based on conference alignments from 2013 season)

Rk.	Players	Conference
1.	154	Pacific-12
2.	150	Southeastern
3.	145	Big 12
4.	120	Atlantic Coast
5.	107	Big Ten
6.	73	Mountain West
7.	59	Conference USA
8.	49	Western Athletic
9.	33	Big East
10.	24	Mid-Eastern Athletic (I-AA)*

\* - total includes one player (Billy Thompson) from Maryland Eastern Shore/Maryland State, which competed in the MEAC before the school dropped football after the 1979 season.

## BRONCOS ALL-TIME ROSTER BREAKDOWN

### SERVICE (YEARS PLAYED)

**16 YEARS:** John Elway 1983-98

**15 YEARS:** Jason Elam 1993-2007; Tom Nalen 1994-2008

**14 YEARS:** Tom Jackson 1973-86; Dennis Smith 1981-94

**13 YEARS:** Barney Chavous 1973-85; Paul Howard 1973-75, '77-86; Ken Lanier 1981-92, '94; Rod Smith 1995-2007; Billy Thompson 1969-81

**12 YEARS:** Tyrone Braxton 1987-93, '95-99; Billy Bryan 1977-88; Dwayne Carswell 1994-2005; Rubin Carter 1975-86; Karl Mecklenburg 1983-94; Riley Odoms 1972-83; Shannon Sharpe 1990-99, '02-03; Louis Wright 1975-86

**11 YEARS:** Keith Burns 1994-98, 2000-03, '05-06; Simon Fletcher 1985-95; Steve Foley 1976-86; Matt Lepsis 1997-2007; Paul Smith 1968-78

**10 YEARS:** Steve Atwater 1989-98; Champ Bailey 2004-13; Randy Gradishar 1974-83; Vance Johnson 1985-93, '95; Fran Lynch 1967-76; Haven Moses 1972-81; Tom Rouen 1993-2002; Jim Ryan 1979-88; Dave Studdard 1979-88

**9 YEARS:** Keith Bishop 1980, 1982-89; Mike Current 1967-75; Rick Dennison 1982-90; Ben Hamilton 2001-09; Mike Harden 1980-88; Rulon Jones 1980-88; Clarence Kay 1984-92; Greg Kragen 1985-93; Gary Kubiak 1983-91; Floyd Little 1967-75; Ed McCaffrey 1995-2003; Claudie Minor 1974-82; Trevor Pryce 1997-2005; Jim Turner 1971-79; Rick Upchurch 1975-83; Billy Van Heusen 1968-76; Steve Watson 1979-87; D.J. Williams 2004-12; Sammy Winder 1982-90

**8 YEARS:** Lyle Alzado 1971-78; Otis Armstrong 1973-80; Terrell Davis 1995-2002 Tom Glassic 1976-83; Glenn Hyde 1976-81, '84-85; Larry Kaminski 1966-73; Keith Kartz 1987-94; Chris Kuper 2006-13; Brison Manor 1977-84; John Mobley 1996-2003; Dan Neil 1997-2004; Randy Robbins 1984-91 Steve Sewell 1985-92; Bob Swenson 1975-79, '81-83; Al Wilson 1999-2006

**7 YEARS:** Cooper Carlisle 2000-06; Ray Crockett 1994-2000; Al Denson 1964-70; Elvis Dumervil 2006-12; Pete Duranko 1967-70, 72-74; Ron Egloff 1977-83; Larry Evans 1976-82; Ian Gold 2000-03, '05-07; Goose Gonsoulin 1960-66; John Grant 1973-79; Charlie Greer 1968-74; Harald Hasselbach 1994-2000; Mike Horan 1986-92; Jerry Inman 1966-71, '73; Mark Jackson 1986-92; Rich Karlis 1982-88; Jon Keyworth 1973-79; Mike Leach 2002-08; Tim Lucas 1987-93; Rob Lytle 1977-83; Bobby Maples 1972-78; **Matt Prater 2007-13**; Joe Rizzo 1974-80; Lionel Taylor 1960-66; Andre Townsend 1984-90; Gerald Willhite 1982-88; Steve Wilson 1982-88

**6 YEARS:** Mike Anderson 2000-05; Michael Brooks 1987-92; Sam Brunelli 1966-71; Glenn Cadrez 1995-2000; Byron Chamberlain 1995-2000; **Ryan Clady 2008-13**; Ken Criter 1969-74; Eldon Danenhauer 1960-65; George Goeddeke 1967-72; Nate Jackson 2003-08; Richard Jackson 1967-72; Don Latimer 1978-83; Mike Lodish 1995-2000; Tommy Lyons 1971-76; Marv Montgomery 1971-76; Craig Morton 1977-82; Chip Myrtle 1967-72; Dave Preston 1978-83; Steve Ramsey 1971-76; Reggie Rivers 1991-96; Bill Romanowski 1996-2001; Bob Scarpitto 1962-67; Mark Schlereth 1995-2000; Mike Schnitker 1969-74; Detron Smith 1996-2001; Jerry Sturm 1961-66; Maa Tanuvasa 1995-2000; Wesley Woodyard 2008-13.

## ALL-TIME ROSTER HEIGHT/WEIGHT BREAKDOWNS

*Note: A total of 1,187 players have appeared on Denver's active roster for a regular-season or postseason game.*

### **BY HEIGHT**

Height	# of players	Pct.
Players 5'-5" . . . . .	1 . . . . .	(0.1%)
Players 5'-6" . . . . .	0 . . . . .	(0.0%)
Players 5'-7" . . . . .	4 . . . . .	(0.3%)
Players 5'-8" . . . . .	9 . . . . .	(0.8%)
Players 5'-9" . . . . .	31 . . . . .	(2.6%)
Players 5'-10" . . . . .	82 . . . . .	(6.9%)
Players 5'-11" . . . . .	97 . . . . .	(8.2%)
Players 6'-0" . . . . .	128 . . . . .	(10.8%)
Players 6'-1" . . . . .	159 . . . . .	(13.4%)
Players 6'-2" . . . . .	186 . . . . .	(15.7%)
Players 6'-3" . . . . .	213 . . . . .	(17.9%)
Players 6'-4" . . . . .	133 . . . . .	(11.2%)
Players 6'-5" . . . . .	84 . . . . .	(7.1%)
Players 6'-6" . . . . .	43 . . . . .	(3.6%)
Players 6'-7" . . . . .	11 . . . . .	(0.9%)
Players 6'-8" . . . . .	4 . . . . .	(0.3%)
Height unknown . . . . .	2 . . . . .	(0.2%)

### **BY WEIGHT**

Weight Range	# of players	Pct.
Players 164-174 lbs. . . . .	14 . . . . .	(1.2%)
Players 175-199 lbs. . . . .	300 . . . . .	(25.3%)
Players 200-224 lbs. . . . .	258 . . . . .	(21.7%)
Players 225-249 lbs. . . . .	258 . . . . .	(21.7%)
Players 250-274 lbs. . . . .	183 . . . . .	(15.4%)
Players 275-299 lbs. . . . .	92 . . . . .	(7.8%)
Players 300-324 lbs. . . . .	66 . . . . .	(5.6%)
Players 325-350 lbs. . . . .	15 . . . . .	(1.3%)
Weight unknown . . . . .	2 . . . . .	(0.2%)

## ALL-TIME ROSTER HEIGHT/WEIGHT EXTREMES

*Of the 1,187 players who have appeared on Denver's active roster for a regular-season or postseason game:*

Category	Hgt./Wgt.	No. (Players)
Average height	6'-2"	
Most frequently occurring height	6'-3"	(213 players; 17.9%)
Average weight	230	
Most frequently occurring weight range	175-199	(300 players; 25.3%)
Shortest Player	5'-5"	(Trindon Holliday)
Tallest Player	6'-8"	(4 players) (Jamie Brown, Brock Osweiler, Erik Pears, Tyler Polumbus)
Lightest Player	164	(DB Chris Hale)
Heaviest Player	350	(DT Sam Adams, DT Alphonso Taylor)
Shortest Center/Guard	6'-1"	(7 players) (Chris Banks, Ken Brown, John Hohman, K.C. Jones, Pat Matson, Charlie Parker, Robert Young)
Tallest Center/Guard	6'-7"	(Brian Habib, Jon Melander, Dave Widell)
Lightest Center/Guard	220	(David Strickland)
Heaviest Center/Guard	322	(Montrae Holland)
Shortest Tackle	6'-0"	(Arthur Hauser, David Strickland)
Tallest Tackle	6'-8"	(Jamie Brown, Erik Pears, Tyler Polumbus)
Lightest Tackle	216	(Albert Day)
Heaviest Tackle	338	(George Foster)
Shortest Quarterback	5'-11"	(Marlin Briscoe)
Tallest Quarterback	6'-8"	(Brock Osweiler)
Lightest Quarterback	178	(Marlin Briscoe)
Heaviest Quarterback	248	(Darrell Hackney)
Shortest Running Back/Fullback	5'-7"	(KaRon Coleman, Quentin Griffin)
Tallest Running Back/Fullback	6'-3"	(12 players) (most recent: Rod Bernstine, Anthony Lynn, Steve Sewell)
Lightest Running Back/Fullback	177	(Glyn Milburn)
Heaviest Running Back/Fullback	251	(Cookie Gilchrist)
Shortest Wide Receiver	5'-5"	(Trindon Holliday)
Tallest Wide Receiver	6'-5"	(Don Carothers, Ed McCaffrey)
Lightest Wide Receiver	165	(Sam Graddy)
Heaviest Wide Receiver	235	(Demaryius Thomas)
Shortest Tight End	6'-1"	(Byron Chamberlain, Hewritt Dixon, Russell Payne)
Tallest Tight End	6'-6"	(Pat Kelly, Keli McGregor, Chad Mustard)
Lightest Tight End	210	(Jim Whalen)
Heaviest Tight End	277	(Chad Mustard)
Shortest Defensive Lineman	5'-11"	(Elvis Dumervil)
Tallest Defensive Lineman	6'-7"	(5 players) (Paul Carrington, Stan Fanning, Jumpy Geathers, John Hoffman, Jarvis Moss)
Lightest Defensive Lineman	240	(Leroy Moore)
Heaviest Defensive Lineman	350	(Sam Adams, Alphonso Taylor)
Shortest Linebacker	5'-11"	(Elvis Dumervil, Tom Jackson, Joe Mays, Jamie Winbom)
Tallest Linebacker	6'-7"	(Jarvis Moss)
Lightest Linebacker	190	(Tommy Luke)
Heaviest Linebacker	274	(Robert Ayers)
Shortest Defensive Back	5'-7"	(Chris Hale, Calvin Jones)
Tallest Defensive Back	6'-4"	(John Pitts, Lenny Walls)
Lightest Defensive Back	164	(Chris Hale)
Heaviest Defensive Back	220	(John Lynch)
Shortest Kicker/Punter	5'-9"	(P Bucky Dilts, K Bobby Howfield)
Tallest Kicker/Punter	6'-4"	(4 players) (P Mitch Berger, K Steven Hauschka, K Joe Nedney, P Luke Prestridge)
Lightest Kicker/Punter	175	(P Jack Weil)
Heaviest Kicker/Punter	240	(K Bob Humphreys)

# BRONCOS ALL-TIME NUMERICAL ROSTER

## All-Time Numerical Roster Notes

- Every jersey number has been worn at least once in franchise history.

### Retired Jersey Numbers:

#7 John Elway	QB	1983-98
#18 Frank Tripucka	QB	1960-63
<i>Currently issued to QB Peyton Manning</i>		
#44 Floyd Little	RB	1967-75

### Jersey Numbers Worn By Only One Player:

#0 John Olszewski	FB	1962
-------------------	----	------

### Players Who Have Worn Three Jersey Numbers:

Sam Brunelli	G	64, 68, 72
Keith Burns	LB	51, 55, 56
Nate Jackson	TE	14, 81, 89

### Players For Whom Jersey Numbers Are Not Available:

Hugh Smith	E	1962
Harold Williams	HB	1961

## 0

John Olszewski	FB	1962
----------------	----	------

## 1

Brett Kern	P	2008-09
Jason Elam	K	1993-2007
Daren Parker	P	1992
Chris Norman	P	1984-85

## 2

Zac Dysert	QB	2013
Chris Simms	QB	2009
Sam Paulescu	P	2007
Steve Lindsey	K	2000
Will Furrer	QB	1994
Mike Horan	P	1986-92
Joe DiVito	QB	1968
Bob Humphreys	K	1967-68
Cookie Gilchrist	FB	1965

## 3

Steven Hauschka	K	2010
Tom Brandstater	QB	2009
Paul Ernster	P/K	2005-07
Scott Bentley	K	1997, 2000
Rich Karlis	K	1982-88
Bobby Howfield	K	1968-70
Billy Joe	FB	1963-64

## 4

Britton Colquitt	P	2009-13
Darrell Hackney	QB	2007-08
Micah Knorr	P/K	2002-04
Ruben Rodriguez	P	1992
Chris Norman	P	1986
Robert Thompson	WR	1987
Rick Duncan	K	1967

## 5

Matt Prater	K	2007-13
Brad Daluiso	K	1992

## 6

Brock Osweiler	QB	2012
Jay Cutler	QB	2006-08
Jason Baker	P/K	2004
Joe Nedney	K	2000
Bubby Brister	QB	1997-99
Ralph Giacommaro	P	1987

## 7 (RETIRED)

John Elway	QB	1983-98
Craig Morton	QB	1977-82
Mickey Slaughter	QB	1963-66

## 8

Kyle Orton	QB	2009-11
Matt Mauck	QB	2004
Todd Husak	QB	2001
Jeff Lewis	QB	1996-97
Tommy Maddox	QB	1992-93
Gary Kubiak	QB	1983-91

## 9

Brady Quinn	QB	2010-11
David Treadwell	K	1989-92

## 10

Jabar Gaffney	WR	2009-10
Clifford Russell	WR	2008
Todd Sauerbrun	P	2005-07
Triandos Luke	WR	2004
Bucky Dilts	P	1977-78
Mark Herrmann	QB	1981-82
Steve Ramsey	QB	1971-76
Jim Leclair	QB	1967-68
John McCormick	QB	1963, '65-66

## 11

Trindon Holliday	WR	2012-13
Kenny McKinley	WR	2009-10
Patrick Ramsey	QB	2007-08
Quincy Morgan	WR	2006
Bradlee Van Pelt	QB	2005
Steve Beuerlein	QB	2001-03
Jeff Brohm	QB	1999
T.J. Rubley	QB	1996
Luke Prestridge	P	1979-83
Bobby Anderson	HB	1970-73
Tobin Rote	QB	1966
John McCormick	QB	1968

## 12

Andre Caldwell	WR	2013
Matthew Willis	WR	2009-12
Domenik Hixon	WR	2006-07
Charlie Adams	WR	2003
Gus Frerotte	QB	2000-01
Chris Miller	QB	1999
Shawn Moore	QB	1992-93
Ken Karcher	QB	1987-88
Craig Penrose	QB	1976-79
Charley Johnson	QB	1972-75
Al Pastrana	QB	1969-70
Gary Kroner	K	1965-67

## 13

Keary Colbert	WR	2008
David Terrell	WR	2005
Danny Kanell	QB	2003-04
Jack Weil	P	1986
Don Horn	QB	1971-72
Steve Tensi	QB	1967-70

## 14

Brandon Stokley	WR	2007-09, 12
Todd Devoe	WR	2005-06
Nate Jackson	WR	2003-04
Brian Griese	QB	1998-2002
Bill Musgrave	QB	1995-96
Dean May	QB	1987
Scott Stankavage	QB	1984, '86
Norris Weese	QB	1976-79
John Hufnagel	QB	1974
Pete Liske	QB	1969-70
Mickey Slaughter	QB	1963-66
Don Smith	G	1967
George Hunter Enis	QB	1962
Skip Doyle	HB	1960

## 15

Tim Tebow	QB	2010-11
Brandon Marshall	WR	2006-09
Mike Clendenen	K	1987
Jim Turner	K	1971-79
Marlin Briscoe	QB	1968
Max Choboian	QB	1966
Jacky Lee	QB	1964-65
Philip Nugent	HB	1961

## 16

Caleb Hanie	QB	2012
D'Andre Goodwin	WR	2011
Chad Jackson	WR	2008
Jake Plummer	QB	2003-06
Tom Rouen	P	1993-2002
Monte McGuire	QB	1987

Jeff Knapple	QB	1980	Aaron Kyle	DB	1980-82
John Hufnagel	QB	1975	Steve Haggerty	DB	1975
Mike Ernst	QB	1972	Fran Lynch	HB	1967-76
Dick Wood	QB	1962	Bobby Ply	DB	1967
George Herring	QB	1960-61	Gerry Bussell	DB	1965
			Elihu (Buddy) Allen	HB	1961
			David Ames	HB	1961
			Bob Stransky	HB	1960
<b>17</b>			<b>23</b>		
Brock Osweiler	QB	2013	Quentin Jammer	CB	2013
Andre Caldwell	WR	2012	Willis McGahee	RB	2011-12
Quan Cosby	WR	2011	Renaldo Hill	S	2009-10
Britt Davis	WR	2010	Andre Hall	RB	2007-08
Mitch Berger	P	2009	Marques Anderson	S	2005
Glenn Martinez	WR	2007-08	Willie Middlebrooks	CB	2001-04
Darius Watts	WR	2004-05	Jason Moore	S	1999
Jarius Jackson	QB	2000-03	Darrien Gordon	CB	1997
Hugh Millen	QB	1994-95	Ronnie Bradford	CB	1993-95
Steve DeBerg	QB	1981-83	Sammy Winder	RB	1982-90
Matt Robinson	QB	1980	Chris Pane	DB	1976-79
Larry Steele	P	1974	Billy Hardee	CB	1976
Scotty Glacken	QB	1966-67	Alfred Haywood	RB	1975
George Shaw	QB	1962	George Hoey	DB	1975
<b>18 (RETIRED)</b>			Maurice Tyler	S	1973-74
Peyton Manning	QB	2012-13	Steve Preece	S	1972
Frank Tripucka	QB	1960-63	Dickie Post	RB	1971
<b>19</b>			Drake Garrett	DB	1968-70
Eddie Royal	WR	2008-11	Gene Sykes	DB	1967
Taylor Jacobs	WR	2007	Goose Gosoulin	DB	1960-66
Brian Clark	WR	2006			
Fred Steinfort	K	1979-81	<b>24</b>		
Don Breaux	QB	1963	Champ Bailey	CB	2004-13
<b>20</b>			Deltha O'Neal	CB	2000-03
Mike Adams	S	2012-13	Randy Fuller	CB	1994
Brian Dawkins	S	2009-11	Wymon Henderson	CB	1989-91
Marlon McCree	S	2008	Tony Boddie	RB	1986-87
Travis Henry	RB	2007	Rick Parros	RB	1981-84
Mike Bell	RB	2006	Otis Armstrong	RB	1973-80
Garrison Hearst	RB	2004	Butch Byrd	DB	1971
Roosevelt Williams	CB	2003	Booker Edgerson	CB	1970
Delvin Hughley	CB	2001	Phil Brady	S	1969
Tory James	CB	1996, '98-99	Hal Lewis	DB	1968
Greg Lewis	RB	1992	Willie Brown	DB	1963-66
Darryl Jones	DB	1987	Donald Allen	FB	1960
Kevin Clark	DB	1990-91	<b>25</b>		
Louis Wright	CB	1975-86	Chris Harris Jr.	CB	2011-13
Charles Greer	DB	1968-74	Tony Carter	CB	2009
Billy Ray Fletcher	E	1966	Anthony Alridge	RB	2008
Willie West	DB	1964	Nick Ferguson	S	2003-07
Tommy Minter	HB	1962	Denard Walker	CB	2002
Daniel E. Smith	HB	1961	Eric Davis	CB	2001
Jerry Traylor	HB	1961	Darrius Johnson	CB	1996-99
Henry Bell	HB	1960	Charles Swann	DB	1994
<b>21</b>			Kip Corrington	S	1989-90
Ronnie Hillman	RB	2012-13	Roger Jackson	DB	1987
Andre Goodman	CB	2009-11	Daniel Hunter	CB	1985-86
Tatum Bell	RB	2008	Haven Moses	WR	1972-81
Hamza Abdullah	S	2005-08	Ted Alflen	RB	1969
Quentin Griffin	RB	2005	Errol Prisby	DB	1967
Scott Turner	CB	2003	<b>26</b>		
KaRon Coleman	RB	2001-02	Rahim Moore	S	2011-13
Chris Watson	CB	1999	Laurence Maroney	RB	2010
Darrien Gordon	CB	1998	Ty Law	CB	2009
Randy Hilliard	CB	1994-97	Jack Williams	CB	2008-09
Le-Lo Lang	CB	1990-93	Paul Smith	RB	2007
Earl Johnson	DB	1987	Tatum Bell	RB	2004-06
Myron Dupree	CB	1983	Clinton Portis	RB	2002-03
Randy Pofft	DB	1975-77	Eric Brown	S	1998-2001
Randy Montgomery	CB	1971-73	Tim McKyer	CB	1997
Bobby Burnett	RB	1969	Eric Thomas	CB	1995
Tommy Luke	LB	1968	Ben Smith	CB	1994
Jesse Stokes	DB	1968	Chris Hale	DB	1993
Goldie Sellers	DB	1966-67	Bobby Humphrey	RB	1989-91
Gerry Bussell	DB	1965	Lyle Pickens	DB	1987
Eugene Mingo	HB	1960-64	Chris Brewer	RB	1984
<b>22</b>			J.T. Thomas	DB	1982
C.J. Anderson	RB	2013	Larry Riley	DB	1977
Tracy Porter	CB	2012	Calvin Jones	CB	1973-76
Syd'Quan Thompson	CB	2010-11	George Salmes	S	1970-72
Peyton Hillis	FB	2008-09	Darrell Lester	FB	1965-66
Domonique Foxworth	CB	2005-07	Tommy Janik	DB	1963-64
Quentin Griffin	RB	2003-04	Frank Quayle	RB	1969
Olandis Gary	RB	1999-2002	Don Coffey	E	1963
Vaughn Hebron	RB	1996-98	<b>27</b>		
Glyn Milburn	RB	1993-95	Knowshon Moreno	RB	2009-13
Alton Montgomery	S	1990-93	Darrent Williams	CB	2005-06
Tony Lilly	S	1984-87			



## BRONCOS ALL-TIME NUMERICAL ROSTER, CONT.

Denard Walker	CB	2001	Joe Dudek	RB	1987
Terrell Buckley	CB	2000	Leonard Jones	DB	1987
Steve Atwater	S	1989-98	Tony Reed	RB	1981
Kevin Clark	DB	1987-88	Jon Keyworth	RB	1974-80
Maurice Harvey	DB	1978, '80	Dick Davis	RB	1970
Tom Oberg	S	1968-69	Garrett Ford	FB	1968
Charlie Mitchell	HB	1963-67	Mike Kellogg	FB	1966-67
<b>28</b>					
Montee Ball	RB	2013	Duke Ihenacho	S	2012-13
Quinton Carter	S	2011-12	Nate Jones	CB	2010
Correll Buckhalter	RB	2009-10	Alphonso Smith	CB	2009
Michael Pittman	RB	2008	Marquand Manuel	S	2008
Jeff Shoate	CB	2007	Ron Dayne	RB	2005
Kenoy Kennedy	S	2000-04	Jimmy Spencer	CB	2000-03
Tito Paul	CB	1998	John Avery	RB	1999
Clifford Hicks	CB	1995	Dedrick Dodge	S	1997
Butler By'not'e	RB	1994	Rod Bernstine	RB	1993-95
Gaston Green	RB	1991-92	Robert Perryman	FB	1991-92
Elliott Smith	CB	1990	Tony Dorsett	RB	1988-89
Jeremiah Castille	CB	1987-88	Gene Lang	RB	1984-87
Scott Caldwell	RB	1987	Lawrence McCutcheon	RB	1980
Roger Jackson	DB	1982-85	Lonnie Perrin	RB	1976
Cornell Gordon	CB	1970-72	Jim Kiick	RB	1976-77
Jack Lentz	S	1967-68	Joe Dawkins	RB	1971-73
Abner Haynes	HB	1965-66	Willis Crenshaw	FB	1970
Billy Atkins	DB	1964	Hub Lindsey	QB	1968
Bobby Gaiters	HB	1963	Wendell Hayes	HB	1966-67
<b>29</b>					
Michael Huff	S	2013	Justin Rowland	HB	1962
Jonathan Wilhite	CB	2011	Fred Bukaty	FB	1961
Chevis Jackson	CB	2010	Pete Mangum	LB	1960
Andre Brown	RB	2010	<b>34</b>		
Damien Nash	RB	2006	Marquice Cole	CB	2013
Howard Griffith	FB	1997-2001	Kyle McCarthy	S	2010-11
Aaron Craver	RB	1995-96	Joshua Bell	CB	2008
Charles Dimry	CB	1991-93	Cedric Cobbs	RB	2006
Darren Carrington	DB	1989	Reuben Droughns	RB	2002-04
Warren Marshall	RB	1987	Raymond Harris	DB	2000
Wilbur Myers	S	1983	Tyrone Braxton	DB	1987-93, '95-99
Bernard Jackson	DB	1977-80	Nathan Poole	DB	1982-83, '85, '87
Bill West	CB	1972	Gus Hollomon	DB	1968-69
Wandy Williams	RB	1969-70	Don Stone	FB	1961-64
Wendell Hayes	HB	1965	Hardy Brown	LB	1960
<b>30</b>					
David Bruton	S	2009-13	Lance Ball	RB	2010-12
Cory Boyd	RB	2008	Selvin Young	RB	2007-08
Mike Bell	RB	2007	Lenny Walls	CB	2002-05
Terrell Davis	RB	1995-2002	Jason Suttle	CB	1999-2000
Steve Sewell	RB	1985-92	John Granby	DB	1992
Jim Jensen	RB	1977, '79-80	Blake Ezor	RB	1990
Oliver Ross	RB	1973-75	Ken Bell	RB	1986-89
Cookie Gilchrist	RB	1967	Larry Canada	FB	1978-79, '81
Hewritt Dixon	FB	1963-65	Lonnie Perrin	RB	1977-78
Clarence Walker	HB	1963	Clem Turner	RB	1970-72
<b>31</b>					
Omar Bolden	CB/S	2012-13	Henry Jones	RB	1969
Darcel McBath	S	2009-10	Jim Wright	HB	1964
P.J. Pope	RB	2008	Richard Dickinson	FB	1962-63
Marviel Underwood	S	2007	Jim Sears	HB	1961
Quentin Harris	S	2006	Dave Rolle	FB	1960
Kelly Herndon	CB	2002-04	<b>36</b>		
Darryl Pounds	CB	2000	Kayvon Webster	CB	2013
Derek Loville	RB	1997-99	Jim Leonhard	S	2012
Rondell Jones	S	1993-96	Rafael Bush	S	2011
Victor Jones	RB	1992	Josh Barrett	S	2008-09
Kerry Porter	RB	1990	Frank Robinson	CB	1992-93
Mike Harden	CB	1980-88	Mark Haynes	CB	1986-89
Zachary Dixon	RB	1979	Billy Thompson	DB	1969-81
Mike Frankowiak	RB	1975-76	Jim Stinnette	FB	1961-62
Bo Hickey	FB	1967	Red Brodnax	FB	1960
<b>32</b>					
Tony Carter	CB	2011-13	Jeremiah Johnson	RB	2011
Perrish Cox	CB	2010	Alex Haynes	RB	2008
LaMont Jordan	RB	2009	Calvin Lowry	S	2008
Dré Bly	CB	2007-08	Cecil Sapp	RB	2003-07
Chris Young	S	2003-05	Tyrone Poole	CB	2002
Billy Jenkins	S	2000-01	Tony Carter	FB	2001
Tony Veland	S	1997	Anthony Lynn	RB	1993, '97-99
Sammie Smith	RB	1992	Tim Hauck	S	1995-96
Melvin Bratton	RB	1989-90	Kevin Guidry	CB	1988
Calvin Thomas	RB	1988	Steve Fitzhugh	DB	1987
			Steve Trimble	DB	1981-83
			Bob Wade	CB	1970

<b>38</b>				Steve Wilson	CB	1982-88
Andrew Pinnoch	FB	2008		Perry Smith	DB	1980-81
Steve Cargile	S	2006-07		Jeff Severson	DB	1975
Mike Anderson	RB	2000-05		Bill Laskey	LB	1973-75
Reggie Rivers	RB	1991-96		Tom Cassese	DB	1967
Bruce Plummer	DB	1987-88, '90		Lew Scott	DB	1966
Ben Norman	RB	1980		Jim McMillin	DB	1964-65
				John Sklopan	HB	1963
				Goose Gonsoulin	DB	1960
<b>39</b>						
Vernon Fox	S	2008-09				
Kyle Johnson	FB	2002-07				
Ray Crockett	CB	1994-2000				
Robert Delpino	RB	1993		Aaron Brewer	LS	2012-13
Darryl Russell	DB	1987		Spencer Larsen	FB/LB	2008-11
Tom Smiley	RB	1969		KaRon Coleman	RB	2000
Jesse Myles	RB	1983-84		Bobby Micho	RB	1986
Roland Solomon	CB	1981		Dave Preston	HB	1978-83
				John Rowser	DB	1974-76
				Terry Erwin	HB	1968
				Jim Summers	DB	1967
				John Griffin	HB	1964-66
				Norman Bass	DB	1964
				Bob Zeman	DB	1962-63
				Hardy Brown	LB	1960
<b>40</b>						
Jacob Hester	FB	2012				
Austin Sylvester	FB	2011				
Curome Cox	S	2005-07				
Jeff Shoate	CB	2004				
Dale Carter	CB	1999				
Darryl Hall	S	1993-94				
Jeff Alexander	RB	1989, '92		Mike Mohamed	LB	2012
Martin Rudolph	DB	1987		John Lynch	S	2004-07
Charlie West	DB	1978-79		Ryan McNeil	CB	2003
Randy Rich	DB	1977		Darius Clark	S	2000-01
Jack Gehlke	WR	1971		David Poole	DB	1993
Grady Cavness	CB	1969		Gerald Willhite	RB	1982-88
Ron Lamb	FB	1968		George Atkinson	DB	1979
Brendan McCarthy	FB	1968-69		Tony Harris	WR	1972
Paul Carmichael	HB	1965		Paul Martha	S	1970
Jay Dale Evans	HB	1961		James Smith	S	1969
Albert Carmichael	HB	1960-61		John McGeever	DB	1962-65
Ted Wegert	FB	1960				
<b>41</b>						
Cassius Vaughn	CB	2010-11		Mike Leach	TE/LS	2002
Karl Paymah	CB	2005-08		George Coghill	S	1998-2001
Johnathan Reese	RB	2004		Lionel Washington	CB	1995-96
Deon Strother	RB	1994		Randy Robbins	DB	1984-91
Greg Lewis	RB	1991		Earlie Thomas	DB	1975
Rob Lytle	RB	1977-83		John Pitts	S	1973-75
Leroy Mitchell	CB	1971-73		Dale Hackbart	S	1973
Eric Crabtree	FL	1966-68		Herman Lewis	DE	1968
George Burrell	S	1969		Alex Moore	RB	1968
Jerry Tarr	E	1962		Nemiah Wilson	DB	1965-67
Bob McNamara	HB	1960-61				
<b>42</b>						
Mario Fannin	RB	2011-12				
Ryan Torain	RB	2008		Chris Gronkowski	FB	2012
Sam Brandon	S	2002-06		Matt Dominguez	TE	2001
Detron Smith	FB	1996-2001		Dennis Smith	S	1981-94
Leonard Russell	RB	1994		Alvin Mitchell	S/WR	1970
Muhammad Oliver	CB	1992		Neal Sweeney	FL	1967
Charlie West	DB	1978		Glenn Glass	DB	1966
Billy Van Heusen	WR	1968-76				
Lonnie Wright	DB	1966-67		<b>50</b>		
Odell Barry	HB	1964-65		J.D. Walton	C	2010-12
Al Frazier	HB	1961		Ben Hamilton	G/C	2001-09
Albert Romine	HB	1960		Artie Ulmer	LB	1999
				Jon Hesse	LB	1997
<b>43</b>				Ray Jacobs	LB	1994-95
Herana-Daze Jones	S	2008		John Sullins	LB	1992
Roderick Rogers	S	2007-08		Jim Ryan	LB	1979-88
Izell Reese	S	2002		Bobby Maples	C	1972-78
Derrick Clark	RB	1994		Olen Underwood	LB	1971
Steve Foley	DB	1976-86		Carl Cunningham	LB	1967-70
Lonnie Hepburn	CB	1974		Jerry Hopkins	LB	1963-66
Pete Jaquess	DB	1967-70		Pat Lamberti Jr.	E	1961
Bob Richardson	DB	1966		Fred Broussard	C	1960
Charles Marshall	HB	1962				
John Nocera	CB	1963		<b>51</b>		
Frank Bernardi	DB	1960		Paris Lenon	LB	2013
				Joe Mays	LB	2010-12
<b>44 (RETIRED)</b>				Jamie Winborn	LB	2007-08
Floyd Little	HB	1967-75		Keith Burns	LB	2005-06
Miller Farr	DB			John Mobley	LB	1996-2003
1965				Mike Croel	LB	1991-94
Bruce Starling	HB	1963		Marc Munford	LB	1987-90
				Bob Swenson	LB	1975-79, '81-83
				Mike Simone	LB	1972-74
<b>45</b>				Bill Butler	LB	1970
Dominique Rodgers-Cromartie	CB	2013		Tim Casey	LB	1969
Quinn Johnson	FB	2011		Gordon Lambert	LB	1969
Roc Alexander	CB	2004-05		Dave Tobey	LB	1968
Gary Downs	RB	1995		Henry Sorrell	LB	1967
Richard Shelton	CB	1989		Eugene Jeter	LB	1965-67
				Jim Fraser	LB	1964
				Leon Simmons	LB	1963
				Lee (Mike) Nichols	C	1960-61

## BRONCOS ALL-TIME NUMERICAL ROSTER, CONT.

<b>52</b>			Don Parish	LB	1972
Wesley Woodyard	LB	2011-13	Dave Washington	LB	1971
Jason Hunter	LB/DE	2010	Jay Bachman	C	1969-70
Louis Green	LB	2008	Walter Highsmith	C	1968
Ian Gold	LB	2000-03, '05-07	Dave Behrman	C	1967
D.J. Williams	LB	2004	John Bramlett	LB	1965-66
David Bowers	LB	1999	Jim Price	LB	1964
Dave Garnett	LB	1995	<b>57</b>		
Richard Harvey	LB	1994	Jeremy Mincey	DE	2013
Jeff Mills	LB	1990-93	Adrian Robinson	LB	2013
Ken Woodard	LB	1982-86	Keith Brooking	LB	2012
Dan MacDonald	LB	1987	Mario Haggan	LB	2008-11
Greg Bracelin	LB	1980	Jordan Beck	LB	2007
Mike Montler	C	1977	Jashon Sykes	LB	2003-04
Randy Gradishar	LB	1974-75	Allen Aldridge	LB	1994-97
Ray Kubala	C	1964-67	Dave Wyman	LB	1993
Frank Jackunas	C	1963	Mark Murray	LB	1991
James Barton	C	1961-62	Ty Allert	LB	1990
Frank Kuchta	C	1960	Mike Ruether	C	1988-89
<b>53</b>			Matt Smith	LB	1987
Steven Johnson	LB	2012-13	Tom Jackson	LB	1973-86
Mike Mohamed	LB	2011	Bob Geddes	LB	1972
Diyral Briggs	LB	2010	Fred Forsberg	LB	1968, '70-73
Niko Koutouvides	LB	2008	John Huard	LB	1967-69
Louis Green	LB	2004-07	<b>58</b>		
Johnny Rutledge	LB	2003	Von Miller	LB	2011-13
Bill Romanowski	LB	1996-2001	Kevin Alexander	LB	2010
Danté Jones	LB	1995	Nate Webster	LB	2006-08
Anthony Thompson	LB	1990	Terry Pierce	LB	2003-04
Randy Gradishar	LB	1976-83	Steve Russ	LB	1997, '99-2000
Ken Criter	LB	1971-74	Elijah Alexander	LB	1992-95
Roger LeClerc	C	1967	Scott Curtis	LB	1989-90
Don Gulseth	LB	1966	Tim Lucas	LB	1987
Tom Erlandson	LB	1962-65	Steve Busick	LB	1981-85
Bob Hudson	LB	1960-61	Rob Nairne	LB	1977-80
<b>54</b>			Phil Olsen	C	1975-76
Brandon Marshall	LB	2013	Tom Graham	LB	1973-74
C.J. Davis	C/G	2012	Bill McKoy	LB	1970-72
David Binn	LS	2011	Frank Richter	LB	1967-69
Lee Robinson	LB	2010	Jack Work	LB	1960
Andra Davis	ILB	2009	<b>59</b>		
D.D. Lewis	LB	2007	Danny Trevathan	LB	2012-13
Patrick Chukwurah	LB	2003, '05-06	Brian Iwuh	LB	2011
Lee Woodall	LB	2001	Wesley Woodyard	ILB	2008-10
Nate Wayne	LB	1998-99	Taylor Whitley	G	2005
Britt Hager	LB	1995-96	Donnie Spragan	LB	2002-04
Mitch Donahue	LB	1993-94	Glenn Cadrez	LB	1995-2000
Keith Traylor	LB	1991-92	Brett Wallerstedt	LB	1994
Keith Bishop	C	1980, '82-89	Tim Lucas	LB	1987-93
Richard Baska	LB	1976-77	Kirk Dodge	LB	1987
Mike Lemon	LB	1975	Darren Comeaux	LB	1982-86
Ralph Cindrich	LB	1974	Mark Merrill	LB	1981-82
Chip Myrtle	LB	1967-72	Joe Rizzo	LB	1974-80
Ron Sbranti	LB	1966	Larry Kaminski	C	1966-73
Ed Cummings	LB	1965	<b>60</b>		
Larry Jordan	LB	1964	Steve Vallos	C	2013
Ed (Wahoo) McDaniel	LB	1961-63	John Engelberger	DE	2005-08
<b>55</b>			K.C. Jones	C	1998-2000
D.J. Williams	LB	2005-12	Joe Burch	C	1994
Patrick Chukwurah	LB	2004	Nick Subis	G	1991
Keith Burns	LB	2000-03	Gerald Perry	G	1988-90
Ken Brown	LB	1995	Paul Howard	G	1973-75, '77-86
Glenell Sanders	LB	1994	Bob Young	G	1966-70
John Kacherski	LB	1992	Ernie Park	G	1966
Rick Dennison	LB	1982-90	Charlie Parker	G	1965
Bryant Winn	LB	1987	Ken Adamson	G	1960-62
Art Smith	LB	1980	<b>61</b>		
Ken Brown	C	1979	Gerard Warren	DT	2005-06
Godwin Turk	LB	1976-78	Ellis Johnson	DT	2004
Pete Duranko	DE	1967-70, '72-74	Eric Floyd	G	1995
Archie Matsoos	LB	1966	Bob Meeks	G	1992-94
Marv Matuszak	LB	1964	Andre Townsend	DE	1984-90
Jim Fraser	LB	1962-63	Arland Thompson	G	1980
<b>56</b>			Tom Lyons	G	1971-76
Nate Irving	LB	2011-13	Bob Vaughan	G	1968
Robert Ayers	LB/DE	2009-10	Bill Keating	DT	1966-67
Al Wilson	LB	1999-2006	Charles Gavin	DE	1960-63
Keith Burns	LB	1994-98	<b>62</b>		
Michael Brooks	LB	1987-92	Casey Wiegmann	C	2008-09
Mike Knox	LB	1987	Chris Myers	C/G	2005-07
Aaron Smith	LB	1984	Dan Neil	C/G	1997-2004
Larry Evans	LB	1976-82			
Ray May	LB	1973-75			

Staff/Coaches Players Roster Breakdown 2013 Season **History/Results** Year-by-Year Stats Postseason Records Honors Miscellaneous

## BRONCOS ALL-TIME NUMERICAL ROSTER, CONT.

<b>74</b>			Orlando Franklin	T	2011-13	Jim White	DE	1976
			Ryan Harris	T	2007-10	Tom Cichowski	T	1968-69
			Cornell Green	T	2004-05	Marvin Davis	DT	1966
			Ephraim Salaam	T	2002-03	Leroy Moore	DE	1964-65
			Evan Pilgrim	OL	1999	<b>79</b>		
			Harry Swayne	T	1997-98	Marcus Thomas	DL	2007-11
			Bill Schultz	T	1995	Steve Herndon	G	2001-03
			Harvey Salem	T	1991	Chris Banks	G	1998-99
			Bill Lobenstein	DL	1987	Jumpy Geathers	DT	1996
			Dan Remsberg	T	1986-87	Dave Widell	G	1990-94
			Winford Hood	G	1984-85	Stefan Humphries	G	1987-88
			Jerry Baker	T	1983	Steve Bryan	LB/DE	1987
			Andy Maurer	T	1977	Barney Chavous	DE	1973-85
			Scott Parrish	OT	1976	Carter Campbell	DE	1971
			Mike Current	T	1967-75	John Gonzaga	G	1966
			Lee Bernet	T	1965-66	<b>80</b>		
			Frank Atkinson	DE	1964	Julius Thomas	TE	2011-13
			Gordon Holz	DT	1960-63	Rod Smith	WR	1995-2007
			<b>75</b>			Tony Kimbrough	WR	1993-94
			Chris Clark	T	2010-13	Mark Jackson	WR	1986-92
			Chris Baker	DL	2009	Shane Swanson	WR	1987
			Adam Meadows	T	2006	Ray Alexander	WR	1984
			Monsanto Pope	DT	2002-05	Rick Upchurch	WR	1975-83
			Brian Habib	T	1993-97	Jerry Simmons	WR	1971-74
			Rulon Jones	DE	1980-88	Tom Buckman	TE	1969
			Kit Lathrop	DE	1979	Jimmy Jones	WR	1968
			Bill Bain	T	1976, '78	Dan LaRose	DE	1966
			Ed Smith	DE	1973-75	Ed Cooke	DE	1964-65
			Rick Sharp	T	1972	Ron Nery	E	1963
			Roger Shoals	T	1971	Tom Rychlec	E	1963
			Rex Mirich	DE	1967-69	<b>81</b>		
			Eldon Danenhauer	T	1960-65	Joel Dreesen	TE	2012-13
			<b>76</b>			Dante Rosario	TE	2011
			Tony Hills	T	2011	Richard Quinn	TE	2009-10
			Jamal Williams	NT	2010	Nate Jackson	TE	2007-08
			Tyler Polumbus	T	2008-09	Charlie Adams	WR	2004-06
			Kenard Lang	DE	2006	Chris Cole	WR	2003
			Broderick Thompson	T	1995-96	Keith Poole	WR	2001
			Kirk Scraftford	T	1993-94	Scottie Montgomery	WR	2000
			Ken Lanier	T	1981-92	Andre Cooper	WR	1999-2000
			Tom Neville	T	1978	Patrick Jeffers	WR	1997
			Randy Moore	DT	1976	Todd Kinchen	WR	1996
			Tom Drougas	T	1974	Mike Pritchard	WR	1994-95
			Steve Coleman	DE	1974	Barry Rose	WR	1993
			Tom Domres	DT	1971-72	Kitrick Taylor	WR	1993
			Gordon Lambert	LB	1968	Shannon Sharpe	WR	1990-91
			Bob Breitenstein	T	1965-67	Steve Watson	WR	1979-87
			Harold Olson	T	1963-64	Bob Adams	TE	1975
			Leo T. Reed	T	1961	Billy Masters	TE	1970-74
			Jack Mattox	E	1961	Dave Washington	TE	1968
			William Yelverton	E	1960	Max Leetzow	DE	1965-66
			William Danenhauer	E	1960	Bill Jessup	E	1960
			<b>77</b>			<b>82</b>		
			Winston Justice	T	2013	Dan Gronkowski	TE	2010
			Brodrick Bunkley	DT	2011	Darrell Jackson	WR	2008
			Brandon Gorin	T	2009	Stephen Alexander	TE	2005-07
			Dylan Gandy	G	2008	Adrian Madise	WR	2003-04
			Larry Birdine	DE	2007	Kevin Kasper	WR	2001-02
			Dwayne Carswell	G	2005	Billy Miller	WR/TE	1999-2000
			Tony Jones	T	1997-2000	Marcus Nash	WR	1998-99
			Karl Mecklenburg	LB	1983-94	David Gamble	WR	1997
			Greg Boyd	DE	1980-82	Patrick Jeffers	WR	1996
			Lyle Alzado	DE	1971-78	Vance Johnson	WR	1985-93, '95
			Alden Roche	DE	1970	Tony Kimbrough	WR	1993
			Larry Cox	DT	1968	Laron Brown	WR	1987
			Jim Thompson	DT	1965	Zach Thomas	WR	1983-84
			Dick Guesman	T/K	1964	Orlando McDaniel	WR	1982
			Anton Peters	T	1963	Larry Brunson	WR	1980
			Jack Mattox	T	1962	Jack Dolbin	WR	1975-79
			Carl James Larpenrter	G	1960-61	Otto Stowe	WR	1974
			<b>78</b>			Dwight Harrison	WR	1971-72
			Ryan Clady	T	2008-12	Dave Pivec	TE	1969
			Matt Lepsis	T	1998-2007	Robert Scarpitto	WR/P	1962-67
			Larry Jackson	DE	1995	<b>83</b>		
			Don Maggs	T	1993-94	Wes Welker	WR	2013
			Archie Harris	OL	1987	Mike Leach	TE/LS	2003-08
			Winford Hood	G	1986-88	Scottie Montgomery	WR	2001-02
			Rich Stachowski	DE	1983	Travis McGriff	WR	1999-2001
			Brian Clark	T	1982	Justin Armour	WR	1998
			Bruce Radford	DE	1979	Willie "Flipper" Anderson	WR	1997
			Marv Montgomery	T	1971-76	Anthony Miller	WR	1994-96
			Ken Criter	LB	1969-70	Melvin Bonner	WR	1993
						Michael Young	WR	1989-92

Staff/Coaches   Players   Roster   Breakdown   2013 Season   **History/Results**   Year-by-Year   Stats   Postseason   Records   Honors   Miscellaneous



## BRONCOS ALL-TIME NUMERICAL ROSTER, CONT.

<b>95</b>	Derek Wolfe	DE	2012-13	Demetris Veal	DT	2004-06
	Derrick Harvey	DE	2011	Keith Washington	DE	2001-02
	Darrell Reid	OLB/DE	2009	Mike Lodish	DE	1995-2000
	Josh Shaw	DT	2008	Darren Dроздов	DT	1993-94
	Sam Adams	DT	2007	Karl Mecklenburg*	LB	1992
	Marco Coleman	DE	2005	Bruce Klostermann	LB	1987-89
	Anton Palepoi	DE	2004	*wore #97 for one game: at Los Angeles (11/22/92)		
	Kavika Pittman	DE	2000-02	<b>98</b>		
	Paul Grasmanis	DT	1999	Sione Fua	DT	2013
	Marvin Washington	DE	1998	Sealver Siliga	DT	2012
	Michael Dean Perry	DT	1995-97	Ryan McBean	DL	2009-11
	Alphonso Taylor	DT	1993	Josh Mallard	DT	2007
	Jeroy Robinson	LB	1990	Courtney Brown	DE	2005-06
	Steve Bryner	LB/DE	1987-88	Reggie Hayward	DE	2001-04
	Tim Joiner	LB	1987	Maa Tanuvasa	DT/DE	1995-2000
<b>96</b>				Ted Washington	NT	1994
	Mitch Unrein	DT	2011-13	Ricky Hunley	LB	1984-87
	Tim Crowder	DE	2007-08	<b>99</b>		
	Michael Myers	DT	2005-06	Kevin Vickerson	DL	2010-13
	Dorsett Davis	DT	2002-04	Vonnice Holliday	DL	2009
	Harald Hasselbach	DE	1994-2000	Alvin McKinley	DT	2007
	Kenny Walker	DE	1991-92	Raylee Johnson	DE	2004
	Jake McCullough	DE	1989-90	Daryl Gardener	DT	2003
<b>97</b>				Montae Reagor	DE	1999-2002
	Malik Jackson	DE	2013	Seth Joyner	LB	1998
	Justin Bannan	DL	2010, '12	David Richie	DT	1997
	Le Kevin Smith	DL	2009	Shane Dronett	DE	1992-95
	Boss Bailey	LB	2008	David Galloway	DE	1990
	Kenny Peterson	DE	2007	Shawn Knight	NT	1988
	Simeon Rice	DE	2007	Ray Woodard	DE	1987

## BRONCOS ALL-TIME PRACTICE SQUAD ROSTER

List includes players who spent time on the practice/developmental squad since its creation in 1989.

Key: \*Made team's 53-man roster during a season; \*\*Became a starter for the Broncos; †Made at least one Pro Bowl with the Broncos; **Current players.**

A				Jeff Byers*	OL	Southern California	2010
Joe Abdullah	RB	Pacific	1997	C			
Charlie Adams**	WR	Hofstra	2002-03	Steve Cargile*	S	Columbia	2006-07
Jeremy Akers	G	Notre Dame	1999	<b>Tony Carter**</b>	<b>CB</b>	<b>Florida State</b>	<b>2009, '11-12</b>
Curtis Alexander	RB	Alabama	1998	Dwayne Carswell**†	TE	Liberty	1994
Kevin Alexander*	LB	Clemson	2010	Byron Chamberlain*	TE	Wayne State	1995
Luis Almanzar*	DT	Southwest Missouri St.	2003	Tyson Clabo*	G	Wake Forest	2004
Matthias Askew*	DT	Michigan State	2008	Brian Clark*	WR	North Carolina State	2006
B				Darius Clark*	S	Duke	2000-01
Jamie Baisley	LB	Indiana	2000	Cedric Cobbs*	RB	Arkansas	2005
Edwin Baker	RB	Michigan State	2013	George Coghlin**	S	Wake Forest	1997
Lance Ball*	RB	Maryland	2009-10	KaRon Coleman*	RB	Stephen F. Austin	2000
Chris Banks**	G	Kansas	1997	Andre Cooper**	WR	Florida State	1998
Josh Barrett**	S	Arizona State	2008	<b>Paul Cornick</b>	<b>T</b>	<b>North Dakota State</b>	<b>2012-13</b>
D'Anthony Batiste*	T	Louisiana-Lafayette	2009	Curume Cox**	S	Maryland	2004-05
Steve Baylark	DE	Massachusetts	2008	Romar Crenshaw	WR	S.E. Oklahoma State	2004
Jeremy Beal	DE	Oklahoma	2011	D			
Santonio Beard	RB	Alabama	2004	Stanley Daniels**	G	Washington	2010
Scott Beavers*	OL	Georgia Tech	1990	Britt Davis*	WR	Northern Illinois	2010
Joshua Bell**	CB	Baylor	2008	C.J. Davis*	C/G	Pittsburgh	2012
Thump Belton	FB	Syracuse	2006	<b>Hall Davis</b>	<b>DE</b>	<b>Louisiana-Lafayette</b>	<b>2013</b>
Randy Bierman	OL	Illinois	1997	David Diaz-Infante**	C/G	San Jose State	1995
Jon Blackman	T	Purdue	2000	Matt Dominguez*	WR/TE	Sam Houston State	2001
Jamie Blatnick	DE	Oklahoma State	2012	Lionel Dotson	DL	Arizona	2010
Cory Boyd*	RB	South Carolina	2008	Dominic Douglas	LB	Mississippi State	2010
<b>John Boyett</b>	<b>S</b>	<b>Oregon</b>	<b>2013</b>	Kevin Drake	WR	Alabama-Birmingham	2000
Michael Bozeman	DT	Mississippi	2007	Wesley Duke*	TE	Mercer	2005
Ronnie Bradford**	CB	Colorado	1993	E			
Marquez Branson	TE	Central Arkansas	2009	Nick Eason	DT	Clemson	2004
Carlton Brewster	WR	Ferris State	2007	Lannie Edwards	G	Texas Tech	2012
Diylral Briggs*	LB	Bowling Green	2010	Jamal Ellis	CB	Duke	1995-96
Kris Briggs	RB	Southern Methodist	2004	Mitch Erickson	G	South Dakota State	2008-09
Andre Brown*	RB	North Carolina State	2010	Paul Ernster*	K/P	Northern Arizona	2005
Cyron Brown*	DT	Western Illinois	2001	Greg Eslinger*	C	Minnesota	2007-08
DeAuntae Brown	CB	Central State (Ohio)	2000	Blake Ezor*	RB	Michigan State	1990
Greg Brown	S	Texas	2001	F			
Jonathan Brown	DE	Tennessee	1999	John Feigull	T	Maryland	2000-01
Keith Brown	RB	UCLA	2000	Mark Fenton	G	Colorado	2007
Titus Brown	LB	Mississippi State	2010	Dan Finn	G	Northern Arizona	1998
Josh Buhl	LB	Kansas State	2005	Mark Flythe	DE	Penn State	1992
Chad Bumphis	WR	Mississippi State	2013	John Paul Foschi	TE	Georgia Tech	2004
Joe Burch*	C	Texas Southern	1994	Jayson Foster	WR	Georgia Southern	2008
Bryce Burnett	TE	San Jose State	1995				
Antwon Burton*	DT	Temple	2006-07				
Hillary Butler	LB	Washington	1997-98				
Mario Butler	CB	Georgia Tech	2012				

G			
Tom Gallagher	OL	Washington	1994
David Garbale*	WR	New Hampshire	1997
<b>Ben Garland</b>	<b>DT/G</b>	<b>Air Force</b>	<b>2012-13</b>
George Gause	DE	South Carolina	2005
Ron Geater*	NT	Iowa	1992
Riar Geer	TE	Colorado	2010
Don Gibson	NT	USC	1991
Blake Gideon	S	Texas	2012
Cory Gilliard	S	Ball State	1997
D'Andre Goodwin*	WR	Washington	2011
Amon Gordon*	DT	Stanford	2006
Adam Grant	T	Arizona	2011-12
Bucky Greeley	C	Penn State	1996
Louis Green*	LB	Alcorn State	2003-04
Paul Green*	TE	USC	1989
Reggie Green	G	Florida	1996

H			
Darrell Hackney*	QB	Alabama-Birmingham	2007-08
Andre Hall**	QB	South Florida	2006
Bruce Hall	RB	Mississippi	2010
Ken Hall	T	Fresno State	1994
Ricky Hall	WR	Virginia Tech	2001
Darrell Hamilton**	T	North Carolina	1989
Olaf Hampel	OL	No college	1993
Ataf Harris	WR	Cal State Northridge	2003
Steven Harris*	DT	Florida	2007-08
Herb Haygood*	WR	Michigan State	2002
Pat Hegarty	QB	Texas-El Paso	1989
Brad Henke*	NT	Arizona	1989
Kelly Herndon**	CB	Toledo	2001
Steve Herndon**	CB	Georgia	2000
Chris Howard	RB	Michigan	1998
Rob Hunt	C/G	North Dakota State	2005-06
Robert Hunt	G/T	Virginia	1999

I			
<b>Duke Ihenacho</b>	<b>S</b>	<b>San Jose State**</b>	<b>2012</b>
Cornelius Ingram	TE	Florida	2011-12

J			
Corey Jackson	DE	Nevada	2005
Larry Jackson*	DE	Texas A&M	1995
Nate Jackson**	TE/WR	Menlo College	2003
Shane Jasper	LB	UCLA	1995
Barry Johnson*	WR	Maryland	1991
D.J. Johnson	DB	Jackson State	2009
Jeremiah Johnson*	RB	Oregon	2010-12
Jim Johnson	T	Michigan State	1992
Kyle Johnson**	FB	Syracuse	2003
Chris Jones	S	Clemson	1999
John Jones	G	Kansas	1996

K			
John Kacherski*	LB	Ohio State	1992
Doug Karczewski	G	Georgia	1999
Braxton Kelley	ILB	Kentucky	2009
Tavarres King	WR	Georgia	2013
Kliff Kingsbury	QB	Texas Tech	2005

L			
Michael Lies	T	Kansas	2001

M			
<b>Brandon Marshall*</b>	<b>LB</b>	<b>Nevada</b>	<b>2013</b>
Glenn Martinez**	WR	Saginaw Valley State	2007
Matt Mauck*	QB	Louisiana State	2004
Grant Mattos	WR	Southern California	2004
Viliami Maumau*	DT	Colorado	1998-99
Ryan McBean*	DL	Oklahoma State	2008
Ryan McCoy*	LB	Houston	1994
Kyle McCarthy*	S	Notre Dame	2010-11
Paris McCurdy	LB	Ball State	1990
Marquay McDaniel	WR	Hampton	2007
Phil McGeoghan*	WR	Maine	2001
Bryant McNeal	DE	Clemson	2004
Jeff Mickel	OL	Eastern Washington	1989
Billy Miller*	WR/TE	Southern California	1999
Brandon Minor	RB	Michigan	2010
Brandon Miree	RB	Pittsburgh	2005
Mike Mohamed*	LB	California	2011-12
Scottie Montgomery*	WR	Duke	2000-01
Brandon Moore	DE	Texas	2013
Jason Moore*	S	San Diego State	1999
Shawn Moore*	QB	Virginia	1991
Rashod Moulton	CB	Fort Valley State	2008-09
Mark Murray*	LB	Florida	1991
Chris Myers**	C/G	Miami (Fla.)	2005

N			
John Nalbene	TE	Monmouth	2010-11
Tom Nalen**†	C	Boston College	1994
Damien Nash*	RB	Missouri	2006
Doug Nienhuis	T	Oregon State	2006
Tori Noel	S	Tennessee	1998

O			
Xavier Omon	RB	Northwest Missouri St.	2011
Greg Orton	WR	Purdue	2012
Scott Osborne	TE	William & Mary	2001
Willie Oshodin**	DE	Villanova	1992

P			
<b>Vinston Painter*</b>	<b>T</b>	<b>Virginia Tech</b>	<b>2013</b>
<b>Nathan Palmer</b>	<b>WR</b>	<b>Northern Illinois</b>	<b>2013</b>
Brent Parkinson	OL	USC	1991
Preston Parsons	QB	Northern Arizona	2006
Erik Pears**	T	Colorado State	2005
Everette Pedescleaux	DL	Northern Iowa	2009
Nick Polk	S	Indiana	2010
P.J. Pope**	RB	Bowling Green State	2008
Carlton Powell	DL	Virginia Tech	2009
Marcus Price	WR	Louisiana State	1996
Greg Primus	T	Colorado State	1993

R			
Lee Robinson*	LB	Alcorn State	2010
Antwaun Rogers	CB	Purdue	2005
Roderick Rogers**	S	Wisconsin	2007-08
D.J. Renteria	DT	New Mexico	2004
Chase Raynock	T	Montana	2000
Bert Reed	WR	Florida State	2012
Frank Rice	WR	Colorado State	2002
Eron Riley	WR	Duke	2010-11
<b>Gerrell Robinson</b>	<b>TE</b>	<b>Arizona State</b>	<b>2013</b>
Barry Rose*	WR	Wisc.-Stevens Point	1993
Glenn Rountree	G	Clemson	1999

S			
Blaine Saipaia	C	Colorado State	2003
Ron Sancho	LB	Louisiana State	1989
Cecil Sapp**	RB	Colorado State	2003-04
Quentin Saulsberry	C	Mississippi State	2012
Jason Scukanec	C	Brigham Young	2002
Josh Sewell	C/G	Nebraska	2004
Jeff Sheate*	CB	San Diego State	2006
Sealver Siliga*	DT	Utah	2011-12
Rod Smith**†	WR	Missouri Southern	1994
Donnie Spragan**	LB	Stanford	2001
Tim Stallworth**	WR	Washington State	1990
Jeff Stehle	DL	Wisconsin	2010
Deon Strother*	RB	USC	1994
John Sullins*	LB	Alabama	1992
Jason Suttle*	CB	Wisconsin	1999-2000
Justin Swift	TE	Kansas State	1999
Jashon Sykes**	LB	Colorado	2002

T			
Will Ta'ufu'ou	FB	California	2011
Maa Tanuvasa**	DL	Hawaii	1995
Cedric Tillman**	WR	Alcorn State	1992
Mark Thomas	TE	North Carolina State	2001
Marvin Thomas	DE	Memphis	1998
Tim Toone	WR	Weber State	2011
Wayne Tribune	G	Temple	2012
Brad Trout	S	Valdosta State	1999

U			
<b>Mitch Unrein**</b>	<b>DL</b>	<b>Wyoming</b>	<b>2010</b>
Chad Upshaw	TE	Buffalo	2007

V			
Bradlee Van Pelt*	QB	Colorado State	2004
Cameron Vaughn	LB	Louisiana State	2006
Tony Veland*	S	Nebraska	1996

W			
Larry Wallace	WR	USC	1996
Cliff Washburn	T	The Citadel	1997
Edwin Watson	RB	Purdue	1999
Chris Watton	G	Baylor	2002-03
Jason Watts	C	Kentucky	1999
Adam Weber	QB	Minnesota	2011
Darrion Weems	T	Oregon	2012
Austin Wheatley	TE	Iowa	2001
Paul Wiggins	T	Oregon	1999
Brandon Williams	CB	Michigan	2003
Clarence Williams	TE	Washington State	1993
Kevin Williams	RB	UCLA	1993
Wayne Williams	RB	Florida	1989
Worrell Williams	LB	California	2010
Matthew Willis**	WR	UCLA	2008-09
<b>Greg Wilson</b>	<b>WR</b>	<b>Fordham</b>	<b>2013</b>
Sir Mawn Wilson*	WR	Syracuse	1997
Travis Wilson	WR	Oklahoma	2008

Y			
Phil Yeboah-Kodie	LB	Penn State	1996
<b>John Youbouty</b>	<b>DE</b>	<b>Temple</b>	<b>2013</b>
Chris Young	S	Georgia Tech	2002

## ALL-TIME PRACTICE SQUAD ROSTER, BY YEAR

1989		
Paul Green*	TE	USC
Darrell Hamilton	T	North Carolina
Pat Hegarty	QB	Texas-El Paso
Brad Henke	NT	Arizona
Jeff Mickel	OL	Eastern Washington
Ron Sancho	LB	Louisiana State
Wayne Williams	RB	Florida

1990		
Scott Beavers*	OL	Georgia Tech
Blake Ezor	RB	Michigan State
Paris McCurdy	LB	Ball State
Tim Stallworth*	WR	Washington State

1991		
Don Gibson	NT	USC
Barry Johnson*	WR	Maryland
Shawn Moore*	QB	Virginia
Mark Murray*	LB	Florida
Brent Parkinson	OL	USC

1992		
Mark Flythe	DE	Penn State
Ron Geater*	NT	Iowa
Jim Johnson	T	Michigan State
John Kacherski*	LB	Ohio State
Willie Oshodin**	DE	Villanova
John Sullins*	LB	Alabama
Cedric Tillman**	WR	Alcorn State

1993		
Ronnie Bradford**	CB	Colorado
Olaf Hampel	OL	No college
Greg Primus	WR	Colorado State
Barry Rose*	WR	Wisconsin-Stevens Point
Clarence Williams	TE	Washington State
Kevin Williams	RB	UCLA

1994		
Joe Burch*	C	Texas Southern
Dwayne Carswell**†	TE	Liberty
Tom Gallagher	OL	Washington
Ken Hall	T	Fresno State
Ryan McCoy	LB	Houston
Tom Nalen**†	C	Boston College
Rod Smith**†	WR	Missouri Southern
Deon Strother*	RB	Southern California

1995		
Bryce Burnett	TE	San Jose State
Byron Chamberlain*	TE	Wayne State
David Diaz-Infante**	C/G	San Jose State
Jamal Ellis	CB	Duke
Larry Jackson*	DE	Texas A&M
Shane Jasper	LB	UCLA
Maa Tanuvasa**	DL	Hawaii
Phil Yeboah-Kodie	LB	Penn State

1996		
Joe Abdullah	RB	Pacific
Jamal Ellis	CB	Duke
Bucky Greeley	C	Penn State
Reggie Green	G	Florida
John Jones	G	Kansas
Marcus Price	T	Louisiana State
Tony Veland*	S	Nebraska
Larry Wallace	WR	USC

1997		
Chris Banks**	G	Kansas
Randy Bierman	OL	Illinois
Hillary Butler	LB	Washington
George Coghill**	S	Wake Forest
David Gamble*	WR	New Hampshire
Cory Gilliard	S	Ball State
Sir Mawn Wilson*	WR	Syracuse

1998		
Curtis Alexander	RB	Alabama
Hillary Butler	LB	Washington
Andre Cooper**	WR	Florida State

Dan Finn	G	Northern Arizona
Chris Howard	RB	Michigan
Viliami Maumau*	DT	Colorado
Tori Noel	S	Tennessee
Marvin Thomas	DE	Memphis

1999		
Jeremy Akers	G	Notre Dame
Jonathan Brown	DE	Tennessee
Robert Hunt	G/T	Virginia
Chris Jones	S	Clemson
Doug Karczewski	G	Virginia
Viliami Maumau*	DT	Colorado
Billy Miller*	WR/TE	USC
Jason Moore*	S	San Diego State
Glenn Rountree	G	Clemson
Jason Suttle*	CB	Wisconsin
Justin Swift	TE	Kansas State
Brad Trout	S	Valdosta State
Edwin Watson	RB	Purdue
Jason Watts	C	Kentucky
Paul Wiggins	T	Oregon

2000		
Jamie Baisley	LB	Indiana
Jon Blackman	T	Purdue
DeAuntae Brown	CB	Central State (Ohio)
Keith Brown	RB	UCLA
Darius Clark*	S	Duke
KaRon Coleman*	RB	Stephen F. Austin
Kevin Drake	WR	Alabama-Birmingham
John Feugill	T	Maryland
Steve Herndon**	G	Georgia
Scottie Montgomery*	WR	Duke
Jason Suttle*	CB	Wisconsin

2001		
Cyron Brown*	DT	Western Illinois
Greg Brown	S	Texas
Darius Clark*	S	Duke
Matt Dominguez*	WR/TE	Sam Houston State
John Feugill	T	Maryland
Ricky Hall	WR	Virginia Tech
Kelly Herndon**	CB	Toledo
Michael Lies	T	Kansas
Phil McGeoghan*	WR	Maine
Scottie Montgomery*	WR	Duke
Scot Osborne	TE	William & Mary
Donnie Spragan**	LB	Stanford
Mark Thomas	TE	North Carolina State
Austin Wheatley	TE	Iowa

2002		
Charlie Adams**	WR	Hofstra
Herb Haygood*	WR	Michigan State
Frank Rice	WR	Colorado State
Jason Scukanec	C	Brigham Young
Jashon Sykes**	LB	Colorado
Chris Watton	G	Baylor
Chris Young*	S	Georgia Tech

2003		
Charlie Adams**	WR	Hofstra
Luis Almanzar*	DT	Southwest Missouri St.
Louis Green*	LB	Alcorn State
Atnaf Harris	WR	Cal State Northridge
Nate Jackson**	WR	Menlo College
Kyle Johnson**	FB	Syracuse
Blaine Saipaia	C	Colorado State
Cecil Sapp**	RB	Colorado State
Chris Watton	G	Baylor
Brandon Williams	CB	Michigan

2004		
Santonio Beard	RB	Alabama
Kris Briggs	RB	Southern Methodist
Tyson Clabo*	G	Wake Forest
Curme Cox**	CB	Maryland
Romar Crenshaw	WR	S.E. Oklahoma State
Nick Eason	DT	Clemson
John Paul Foschi	TE	Georgia Tech
Louis Green*	LB	Alcorn State
Grant Mattos	WR	Southern California

## ALL-TIME PRACTICE SQUAD ROSTER, BY YEAR, CONT.

Matt Mauck*	QB	Louisiana State
Bryant McNeal	DE	Clemson
D.J. Renteria	DT	New Mexico
Cecil Sapp**	RB	Colorado State
Josh Sewell	C/G	Nebraska
Bradlee Van Pelt*	QB	Colorado State

### 2005

Josh Buhl	LB	Kansas State
Cedric Cobbs*	RB	Arkansas
Cuomo Cox**	S	Maryland
Wesley Duke*	TE	Mercer
Paul Ernster*	K/P	Northern Arizona
George Gause	DE	South Carolina
Rob Hunt	C/G	North Dakota State
Corey Jackson	DE	Nevada
Kliff Kingsbury	QB	Texas Tech
Brandon Miree	RB	Pittsburgh
Chris Myers**	C/G	Miami (Fla.)
Erik Pears**	T	Colorado State
Antwaun Rogers	CB	Purdue

### 2006

Thump Belton	FB	Syracuse
Antwon Burton*	DT	Temple
Steve Cargile*	S	Columbia
Brian Clark*	WR	North Carolina State
Amon Gordon**	DT	Stanford
Andre Hall**	RB	South Florida
Rob Hunt	G/C	North Dakota State
Damien Nash*	RB	Missouri
Doug Nienhuis	T	Oregon State
Preston Parsons	QB	Northern Arizona
Jeff Shoate*	CB	San Diego State
Cameron Vaughn	LB	Louisiana State

### 2007

Michael Bozeman	DT	Mississippi
Carlton Brewster	WR	Ferris State
Antwon Burton*	DT	Temple
Steve Cargile*	S	Columbia
Greg Eslinger*	C	Minnesota
Mark Fenton	G	Colorado
Darrell Hackney*	QB	Alabama-Birmingham
Steven Harris*	DT	Florida
Glenn Martinez**	WR	Saginaw Valley State
Marquay McDaniel	WR	Hampton
Roderick Rogers**	S	Wisconsin
Chad Upshaw	T	Buffalo
Cliff Washburn	T	The Citadel

### 2008

Matthias Askew*	DT	Michigan State
Josh Barrett**	S	Arizona State
Steve Baylark	RB	Massachusetts
Joshua Bell**	CB	Baylor
Cory Boyd*	RB	South Carolina
Mitch Erickson	G	South Dakota State
Greg Eslinger*	C	Minnesota
Jayson Foster	WR	Georgia Southern
Darrell Hackney*	QB	Alabama-Birmingham
Steven Harris*	DT	Florida
Ryan McBean**	CB	Oklahoma State
Rashod Moulton	DT	Fort Valley State
P.J. Pope**	RB	Bowling Green State
Roderick Rogers**	S	Wisconsin
Matthew Willis**	WR	UCLA
Travis Wilson*	WR	Oklahoma

### 2009

Lance Ball*	RB	Maryland
D'Anthony Batiste*	T	Louisiana-Lafayette
Marquez Branson	TE	Central Arkansas
<b>Tony Carter**</b>	<b>CB</b>	<b>Florida State</b>
Mitch Erickson	G	South Dakota State
D.J. Johnson	DB	Jackson State
Braxton Kelley	ILB	Kentucky
Rashod Moulton	CB	Fort Valley State
Everette Pedescleaux	DL	Northern Iowa
Carlton Powell	DL	Virginia Tech
Darius Walker	RB	Notre Dame
Matthew Willis**	WR	UCLA

### 2010

Kevin Alexander*	LB	Clemson
Lance Ball*	RB	Maryland
Dyral Briggs*	LB	Bowling Green
Titus Brown*	LB	Mississippi State
Jeff Byers*	OL	Southern California
Stanley Daniels**	G	Washington
Britt Davis*	WR	Northern Illinois
Lionel Dotson	DL	Arizona
Dominic Douglas	LB	Mississippi State
Riar Geer	TE	Colorado
Bruce Hall	RB	Mississippi
Jeremiah Johnson*	RB	Oregon
Kyle McCarthy*	S	Notre Dame
Brandon Minor	RB	Michigan
John Nalbene	TE	Monmouth
Nick Polk	S	Indiana
Lee Robinson*	LB	Alcorn State
Eron Riley	WR	Duke
Jeff Stehle	DL	Wisconsin
<b>Mitch Unrein**</b>	<b>DL</b>	<b>Wyoming</b>
Worrell Williams	LB	California

### 2011

<b>Jeremy Beal</b>	<b>DE</b>	<b>Oklahoma</b>
<b>Tony Carter**</b>	<b>CB</b>	<b>Florida State</b>
D'Andre Goodwin*	WR	Washington
Adam Grant	T	Arizona
Cornelius Ingram	TE	Florida
Jeremiah Johnson*	RB	Oregon
Kyle McCarthy*	S	Notre Dame
Mike Mohamed*	LB	California
John Nalbene	TE	Monmouth
Xavier Omon	RB	Northwest Missouri St.
Eron Riley	WR	Duke
<b>Sealver Siliga</b>	<b>DT</b>	<b>Utah</b>
Austin Sylvester*	FB	Washington
Will Ta'ufu'ou	FB	California
Tim Toone	WR	Weber State
Adam Weber	QB	Minnesota

### 2012

Jamie Blatnick	De	Oklahoma State
Mario Butler	CB	Georgia Tech
<b>Paul Cornick</b>	<b>T</b>	<b>North Dakota State</b>
C.J. Davis*	C/G	Pittsburgh
Lonnie Edwards	G	Texas Tech
<b>Ben Garland</b>	<b>DT</b>	<b>Air Force</b>
Blake Gideon	S	Texas
Adam Grant	T	Arizona
<b>Duke Ihenacho**</b>	<b>S</b>	<b>San Jose State</b>
Corleius Ingram	TE	Florida
Jeremiah Johnson*	RB	Oregon
Mike Mohamed*	LB	California
Greg Orton	WR	Purdue
Bert Reed	WR	Florida State
Quentin Saulsberry	C	Mississippi State
Sealver Siliga*	DT	Utah
Wayne Tribune	G	Temple
Darrion Weems	T	Oregon

### 2013

Edwin Baker	RB	Michigan State
<b>John Boyett</b>	<b>S</b>	<b>Oregon</b>
Chad Bumphis	WR	Mississippi State
<b>Paul Cornick</b>	<b>T</b>	<b>North Dakota State</b>
<b>Hali Davis</b>	<b>DE</b>	<b>Louisiana-Lafayette</b>
<b>Ben Garland</b>	<b>G</b>	<b>Air Force</b>
Tavarres King	WR	Georgia
<b>Brandon Marshall**</b>	<b>LB</b>	<b>Nevada</b>
Brandon Moore	DE	Texas
<b>Vinston Painter*</b>	<b>T</b>	<b>Virginia Tech</b>
<b>Nathan Palmer</b>	<b>WR</b>	<b>Northern Illinois</b>
Gerrell Robinson	TE	Arizona State
Greg Wilson	WR	Fordham
John Youboty	DE	Temple

## HISTORICAL HIGHLIGHTS

1959

**AUGUST 14** — First American Football League organizational meeting held in Chicago, Denver, with Bob Howsam as its principal owner, named as a charter member along with New York, Dallas, Los Angeles, Minneapolis and Houston. **NOVEMBER 22** — First player selection draft held through 32 rounds. Denver's first pick is Roger LeClerc, center, Trinity. **DECEMBER 1** — Dean Griffing named general manager of the Broncos.

1960

**JANUARY 1** — Frank Filchock named first head coach of the Broncos. **JANUARY 30** — Denver placed in AFL's western division with Dallas, Oakland and Los Angeles. **JULY** — First Bronco training camp opens at Colorado School of Mines. **SEPTEMBER 9** — After losing all five pre-season games, the Broncos become the first AFL victor when they defeat the Patriots in Boston in history's first AFL game, 13-10. Attendance — 21,597. **OCTOBER 2** — Broncos play first home game in Bears Stadium, defeat Oakland, 31-14, before crowd of 18,372. **DECEMBER** — Offensive End Lionel Taylor, Defensive Tackle Bud McFadin and Safety Goose Gonsoulin all named to first official all-AFL team.

1961

**MAY 26** — Bob and Lee Howsam, original principal owners of the Broncos, sell their stock to a new syndicate headed by Cal Kunz and Gerry Phipps. **JUNE 1** — Cal Kunz named president and operating head of Empire Sports. **DECEMBER** — Lionel Taylor sets professional record with 100 pass receptions for season. Taylor and Bud McFadin named to all-AFL team. **DECEMBER** — Frank Filchock released as Broncos head coach.

1962

**FEBRUARY 1** — Jack Faulkner hired as Broncos head coach. **JULY 1** — Dean Griffing released as Broncos general manager. Faulkner named to dual post as head coach and general manager. **JULY** — Public burning ceremony of Broncos' notorious vertically striped socks at Broncos' intra squad game. **DECEMBER** — Jack Faulkner named coach of the year in AFL. Gene Mingo sets professional field goal record of 27 in a season. Eldon Danenhauer, Lionel Taylor, Goose Gonsoulin and Bob Zeman named to all-AFL team.

1963

**DECEMBER** — Billy Joe named AFL Rookie of the Year. Goose Gonsoulin is the only Bronco to make the all-AFL team. Lionel Taylor wins fourth consecutive pass receiving title.

1964

**JANUARY** — Broncos and Jets complete historic nine-player trade, largest ever made in the AFL. Broncos send Gene Prebola, Wahoo McDaniel, Gordy Holz and Bob Zeman to Jets for Dick Guesman, Ed Cooke, Charlie Janerette, Jim Price and Sid Fournet. **OCTOBER 4** — Jack Faulkner released as head coach. **OCTOBER 5** — Mac Speedie accepts appointment as interim head coach. **DECEMBER 12** — Mac Speedie named head coach. **DECEMBER** — Jim Fraser wins third consecutive punting title. Willie Brown named to all-AFL team.

1965

**FEBRUARY 15** — Gerald and Allan Phipps purchase 52 percent of the stock of Empire Sports, thus giving them virtually 100 percent ownership and saving the Bronco franchise for Denver. **MARCH 5** — Record sale of 941 season tickets in one day. **APRIL 1** — Season ticket drive goal of 20,000 sales reached. Figure to reach 22,000 by May 1. **MAY 17** — Allan Phipps named president of Empire Sports, Inc. Gerry Phipps re-named Chairman of the Board. **MAY 29** — Jim Burris, Bears general manager, named executive vice-president of Empire Sports. **DECEMBER 12** — Lionel Taylor makes the 500th catch of his career in game against Boston to become the first AFL player to top this figure. **DECEMBER** — Tackle Eldon Danenhauer, Split End Lionel Taylor and Fullback Cookie Gilchrist named to the all-AFL team. Lionel Taylor wins fifth pass receiving crown and Abner Haynes wins league kickoff return championship.

1966

**JUNE 8** — Merger of American and National Leagues announced. **SEPTEMBER 19** — Ray Malavasi named Head Coach of the Broncos. **DECEMBER** — John Bramlett, Goose Gonsoulin, Bob Scarpitto and Jerry Sturm chosen to play in AFL All-Star contest in January. **DECEMBER 19** — Lou Saban signs a 10-year contract as General Manager and Head Coach of the Denver Broncos.

1967

**MARCH 1** — Broncos move to new suburban executive offices with adjacent practice field and locker room facilities for both preseason and regular season training. **MARCH 17** — Metropolitan Denver voters turn down stadium bond issue, but Bronco fans immediately organize for fundraising drive to improve Bears Stadium and keep Broncos in Denver. **MAY 17** — Floyd Little, Denver's No. 1 draft choice, signs with Broncos. Little becomes the first No. 1 choice to sign with Denver in the history of the club. **AUGUST 5** — Broncos defeat Detroit Lions 13-7 in preseason game at DU for AFL's first win over the NFL. **AUGUST 15** — Quarterback Steve Tensi acquired from San Diego for first round draft choices in both 1968 and 1969. **DECEMBER** — Floyd Little paces AFL in punt returning with a 16.9 average. Bob Scarpitto repeats as punt leader with a 44.9 norm. Flanker Al Denson selected All League in player balloting.

1968

**JANUARY** — Flanker Al Denson, defensive tackle Dave Costa, center Larry Kaminski and cornerback Nemiah Wilson participate in AFL All-Star Game. Lou Saban and staff coach the West stars. **FEBRUARY** — Civic drive to raise \$1.8 million ends successfully and City of Denver receives stadium as a gift after purchase of the facility from Empire Sports, Inc. by non-profit group. Construction begins on 16,000 seat upper deck that will raise capacity to 50,000 for 1968 season. **SEPTEMBER 21** — Broncos move into new administrative building at 5700 Logan Street. **DECEMBER 14** — Bears Stadium is officially re-named Denver Mile High Stadium.

1969

**JANUARY 19** — Dave Costa, Rich Jackson and Floyd Little participate in AFL All-Star Game in Jacksonville, Fla. **DECEMBER** — Floyd Little and Rich Jackson named first-team All League. **DECEMBER** — Bill Thompson (rookie) tops AFL list in punt and kickoff returns, becoming the first player in NFL history to ever hold both titles.

1970

**JANUARY 17** — Rich Jackson, Dave Costa, Floyd Little, Mike Current and George Goeddeke play in All-Star Game on West team. **SEPTEMBER** — Season ticket sale hits record number of 43,584. **DECEMBER 20** — Floyd Little gains 44 yards to win American Conference rushing title with 901 yards. It marked his first rushing crown and the first season that Little played in all 14 games.

1971

**JANUARY** — Richard Jackson named to official National Football League all-star team. **JANUARY** — Richard Jackson and Floyd Little make starting lineups for American Conference in first AFC-NFC Pro Bowl game. **MAY 12** — Broncos stop sale of season tickets at record 47,500. **OCTOBER 24** — Denver coach Lou Saban and the Broncos down Cleveland 27-0. It was the first time the Browns were shutout since 1952 and marked Saban's last victory as Bronco coach. **NOVEMBER 17** — Lou Saban resigns as head coach of Broncos, a position he had held for five years. Offensive line coach Jerry Smith is named interim head coach. Saban, in December, resigns as General Manager to return to Buffalo Bills as head coach. **DECEMBER 19** — Floyd Little compiles 79 yards against Raiders in Oakland to finish as pro football's top runner with 1,133 yards. Little also becomes first Bronco to rush for more than 1,000 yards in a season.

1972

**JANUARY 5** — John Ralston, successful head coach at Stanford, is announced as Denver's new head coach. He later adds the title of general manager. **MARCH 16** — For the first time in the history of Denver professional football, there will be no public sale of season tickets, it is reported. Season ticket holders renewed 46,500 of the 47,500 available season tickets and further exercised their option for 8,000 additional tickets. **APRIL 5** — Long-time Rocky Mountain Empire Sports employee Earl Hartman dies of cancer. Hartman was Treasurer of Empire Sports and Business Manager of the Broncos at the time of his death.

1973

**MARCH 3** — Season ticket holders renew 47,800 of 48,000 season tickets to assure Denver again of having no public sale of season tickets. **OCTOBER 14** — Charley Johnson also becomes the 18th quarterback in pro football history to go over 20,000 yards lifetime as he throws for 214 yards and three TDs to Haven Moses in a 48-20 win at Houston. **OCTOBER 22** — With "Orange Monday" banners waving, the Broncos perhaps play the most important game to date in the club's history against Oakland on national television. Denver comes back to knot the contest, 23-23, on a 35-yard field goal by Jim Turner. **NOVEMBER 25** — Denver defeats Kansas City, 14-10, to take over first place in the AFC West with three games to go. The win moves the Broncos to 6-3-2 — the six victories mark the second best mark ever for a Denver team to date. **DECEMBER 9** — Denver 42, San Diego 28! The Broncos are winners at last as Denver clinches the team's seventh victory of the season, assuring the club of a winning record for the first time.

1974

**JANUARY** — Four Broncos (Floyd Little, Haven Moses, Riley Odoms and Paul Smith) are invited to play in the Pro Bowl. John Ralston is named AFC Coach of the Year for guiding Denver to its first winning season ever. Odoms is named All-Pro by NEA. **SEPTEMBER 10** — Denver voters pass a \$25 million bond issue to expand and improve Mile High Stadium to over 75,000 seats. The stadium was projected to be finished in time for the 1976 regular season. **SEPTEMBER 22** — The Broncos and the Pittsburgh Steelers play in the first regular-season overtime game as a 35-35 score was present at the end of regulation play. Neither team scored in the sudden death period. **NOVEMBER 28** — Before a television audience estimated at 35 million, the Broncos riddle the Detroit Lions 31-27 on Denver's first Thanksgiving Day game in Detroit. **DECEMBER 8** — Denver assures itself of its second consecutive winning season, and Otis Armstrong sets a single-game rushing mark of 183 yards as the Broncos down Houston 37-14. **DECEMBER 15** — Otis Armstrong finishes the season with 1,407 yards and the NFL rushing title, becoming one of a half dozen players ever to average more than 100 yards per game in pro football.

1975

**JANUARY** — Otis Armstrong and Riley Odoms represent the Broncos in the annual Pro Bowl contest in Miami, Fla. **FEBRUARY** — Expansion of Mile High Stadium begins, and it will provide 63,500 seating capacity for the 1976 season and an ultimate capacity of 75,000 in 1977. **DECEMBER 14** — Floyd Little winds up his career as the seventh all-time rusher in the NFL with 6,323 career yards.

1976

**JANUARY 26** — Tight end Riley Odoms and linebacker Randy Gradishar are the Broncos representatives in the Pro Bowl in New Orleans. **MARCH 28** — Quarterback Charley Johnson announces his retirement from the National Football League after a 15-year career. Johnson led the club to its first two winning seasons in 1973 and 1974. **JUNE 27** — Lyle Alzado is one of three finalists for the Man of the Year Award and Rick Upchurch is honored as the American Conference Offensive Rookie of the Year by the NFL Players Association. **SEPTEMBER 26** — Rick Upchurch ties an NFL record by returning two punts for touchdowns in a 44-13 win over the visiting Cleveland Browns. **OCTOBER 24** — Rick Upchurch ties an NFL record with his fourth punt return touchdown of the season in a 35-26 win over Kansas City. **NOVEMBER 7** — With two field goals and six extra points, Jim Turner becomes the fifth player in pro football history to surpass 1,200 points. **NOVEMBER 14** — Denver shuts out San Diego, 17-0, marking the first time the club has recorded two shutouts in one season. Denver had shut out the Chargers 26-0 Oct. 3. **DECEMBER 12** — The Broncos stop Chicago, 28-14, for their ninth win of the season, marking the highest total in Denver history. Otis Armstrong rushes for 116 yards to reach 1,008 for the season, his second 1,000-yard campaign in his career. **DECEMBER 18** — Fred Gehrke, long-time Bronco administrator, is named general manager.

1977

**JANUARY 17** — Rick Upchurch and Otis Armstrong are the Broncos' participants in the annual AFC-NFC Pro Bowl in Seattle. **JANUARY 31** — John Ralston resigns as Head Coach of the Denver Broncos. **FEBRUARY 1** — Robert (Red) Miller, a former Broncos assistant coach, is named as the team's eighth head coach. **JUNE 12** — Lyle Alzado is named winner of the National Football League Players Association's Byron "Whizzer" White Award as the group's Man of the Year. **OCTOBER 16** — Pushing their season record to 5-0, the Broncos use seven interceptions and a touchdown pass to kicker Jim Turner to trounce the defending world champion Oakland Raiders, 30-7. **NOVEMBER 27** — In a showdown of the two best records in the NFL, the Broncos get a 73-yard interception return for a touchdown by Tom Jackson to dump Baltimore, 27-13, and run their record to 10-1. **DECEMBER 4** — With a 24-14 win at Houston, the Broncos clinch a playoff berth, the first in the club's history. Later in the day, the Broncos clinch the AFC Western Division championship when the Raiders fall to the Los Angeles Rams. **DECEMBER 18** — The Broncos lose to Dallas in the regular-season finale, 14-6, but post the best record in the history of the franchise, 12-2, tied with Dallas for the best in the NFL. **DECEMBER 24** — Before the largest crowd ever to watch a sporting event in the state of Colorado, 75,011, the Broncos stop the Pittsburgh Steelers in the first round of playoff action, 34-21.

1978

**JANUARY 1** — In a hard-fought game at Mile High Stadium, the Broncos dethrone the Raiders, 20-17, for the AFC championship and a trip to the Super Bowl in New Orleans. **JANUARY 15** — The Broncos fall to the Cowboys, 27-10, in Super Bowl XII. **JANUARY 23** — Lyle Alzado, Randy Gradishar, Tom Jackson, Billy Thompson and Louis Wright represent the Broncos in the Pro Bowl, the largest Denver contingent to date. **MARCH** — Only 143 season tickets are not renewed, a new all-time low. **DECEMBER 3** — The Broncos win by 21-6 score at Oakland, holding the Raiders without a touchdown for the second time in the season to move within one game of AFC West crown. **DECEMBER 10** — Denver downs Kansas City, 24-3, winning its second consecutive division championship, as QB Craig Morton goes 19-for-22 with 16 consecutive completions, both second best all-time NFL marks. **DECEMBER 30** — Denver loses in the playoffs to the eventual Super Bowl-champion Pittsburgh Steelers, 33-10.



## HISTORICAL HIGHLIGHTS, CONT.

1979

**JANUARY 29** — The Broncos are represented by an all-time high of seven players in the Pro Bowl—Lyle Alzado, Randy Gradishar, Tom Jackson, Riley Odums, Bill Thompson, Rick Upchurch and Louis Wright. **MARCH** — Only 161 season tickets are not renewed, virtually assuring the Broncos of their tenth consecutive sellout season. **NOVEMBER 11** — Rick Upchurch becomes the all-time pro football record holder in career punt return yardage. He set the record vs. New England, surpassing the late Emlien Tunnell's total of 2,209 yards. **DECEMBER 17** — Denver clinches a playoff berth for the third consecutive year. **DECEMBER 23** — Denver loses in a Wild Card Game at Houston, 13-7.

1980

**JANUARY 27** — The Broncos are represented in the Pro Bowl by Randy Gradishar, Tom Jackson, Rick Upchurch and Louis Wright. **MARCH** — Only 146 season tickets are not renewed for 1980, virtually assuring the club of its 11th consecutive sellout campaign. **OCTOBER 5** — Randy Gradishar returns an interception 93 yards for a touchdown vs. Cleveland, the longest such return in team history and the NFL's longest for 1980 season. **OCTOBER 13** — Fred Steinfort kicks a 57-yard field goal against Washington, tying record for third-longest kick in NFL history.

1981

**JANUARY** — Fred Steinfort is named by Pro Football Weekly as that publication's Golden Toe Award winner for the 1980 season, having tied for the league lead with 26 field goals. **FEBRUARY 25** — Edgar F. Kaiser Jr. is introduced as the new owner of the Denver Broncos, having purchased the club from principal owners Gerald H. Phipps and Allan R. Phipps. **MARCH 10** — Grady Alderman is named new General Manager and Dan Reeves is named as the new Head Coach. **MARCH** — The Broncos are sold out for their 12th consecutive season. **SEPTEMBER** — Craig Morton throws four touchdown passes in each of two consecutive games, vs. Baltimore and San Diego, a first in franchise history. Wide receiver Steve Watson ties a team record with three touchdown receptions against the Colts on September 20. **NOVEMBER 22** — Watson catches a touchdown pass at Cincinnati to set a new team record with 13 touchdown catches in one season. **DECEMBER 20** — Watson gains 82 yards on receptions at Chicago, establishing a new Broncos single season mark with 1,244 reception yards. Morton sets single-season Broncos records for yards gained (3,213), yards passing (3,195) and average gain per play (8.37) while Watson leads the AFC in reception yardage (1,244) and touchdown receptions (13).

1982

**JANUARY 31** — The Broncos are represented in the Pro Bowl by Randy Gradishar, Bob Swenson, Bill Thompson and Steve Watson. **MARCH** — Only 49 season ticket accounts are not renewed for 1982, virtually assuring the Broncos of their 13th consecutive sellout season in Mile High Stadium. **SEPTEMBER 21** — The NFL Players Association begins the first regular-season strike in NFL history, resulting in the cancellation of games for eight consecutive weeks. **DECEMBER 3** — Hein Poulus is named Vice President and General Manager of the Broncos. **DECEMBER 19** — Rick Upchurch returns a punt 78 yards for a touchdown against Kansas City to tie the then all-time pro football record of eight career touchdowns on punt returns.

1983

**JANUARY 3** — Final NFL statistics show Rick Upchurch as the NFL's punt return leader with a 16.1 average and Luke Prestridge as the league's leading punter with a 45.0 average. **FEBRUARY 6** — The Broncos are represented in the Pro Bowl game by Randy Gradishar, Luke Prestridge and Rick Upchurch. **MARCH 15** — Only 89 season ticket accounts are not renewed for 1983, virtually assuring the Broncos of their 14th consecutive sellout season in Mile High Stadium. **MAY 2** — In the biggest trade in franchise history, Denver acquires quarterback John Elway, the first player taken in the NFL draft, and signs him to a five-year contract. **DECEMBER 11** — Elway throws three fourth-quarter touchdown passes to erase a 19-0 deficit and lead the Broncos to a 21-19 playoff-clinching win over Baltimore. This marks the fourth Broncos appearance in playoff competition. **DECEMBER 24** — Denver loses its Wild Card Playoff Game at Seattle, 31-7.

1984

**JANUARY 29** — Randy Gradishar makes his seventh Pro Bowl appearance. Louis Wright also is named to the AFC Pro Bowl team but is unable to play because of a fractured finger. **MARCH** — Only 146 season ticket accounts are not renewed for 1984, virtually assuring the Broncos of their 15th consecutive sellout season in Mile High Stadium. **MARCH 23** — Pat Bowlen is introduced as the new owner of the Denver Broncos, assuming the title of President and Chief Executive Officer. **NOVEMBER 18** — The Broncos beat Minnesota 42-21 for the club's 10th consecutive victory, a team record. John Elway ties a Denver record throwing five touchdown passes in the game. **DECEMBER 15** — Denver wins its 13th game of the season, the most in Broncos history, and captures the AFC West crown with a 31-14 win over Seattle. Sammy Winder finishes the season with 1,153 yards rushing, and Steve Watson gains 1,170 yards receiving — the first time Denver has had 1,000-yard performers in both categories in the same season. **DECEMBER 30** — Pittsburgh defeats Denver 24-17 in a Divisional Playoff Game.

1985

**JANUARY 27** — Sammy Winder represents the Broncos in the Pro Bowl. **FEBRUARY 18** — Owner Pat Bowlen names John Beake as General Manager and Dan Reeves as Vice President of the club. **MARCH** — Only 82 season ticket accounts are not renewed for the 1985 season, virtually assuring the Broncos of their 16th consecutive sellout season in Mile High Stadium. **DECEMBER 20** — Denver beats Seattle 27-24 to close out the season at 11-5. The Broncos set season records with total yards (5,496) and total points (380). John Elway, who threw for 432 yards against Seattle, set Denver records for total offense (4,144 yards) and passing yards (3,891) for the season, and Karl Mecklenburg's 13 quarterback sacks also set a new Broncos standard.

1986

**FEBRUARY 2** — The Broncos are represented by four players in the Pro Bowl—Rulon Jones, Karl Mecklenburg, Dennis Smith and Louis Wright. **FEBRUARY 26** — Owner Pat Bowlen holds ground breaking ceremonies for 60 luxury Penthouse Suites to be built atop Mile High Stadium's fifth level. **MARCH** — Only 127 season ticket accounts are not renewed for the 1986 season, virtually assuring the Broncos of their 17th consecutive sellout season in Mile High Stadium. **OCTOBER 12** — The Broncos post a 31-14 win over San Diego to equal the best start in team history with 6-0 record. **DECEMBER 13** — Denver, which had clinched AFC Western Division title by virtue of a Seattle win over Los Angeles the previous Monday night, clinches homefield advantage for first playoff game by defeating Washington, 31-30. **DECEMBER 20** — The Broncos conclude regular-season play with their second consecutive 11-5 record. Thirty-five individual and team records are set by the Broncos in 1986. DE Rulon Jones was named the AFC Defensive Player of the Year by UPI, and LB Karl Mecklenburg was named the AFC Player of the Year by the Football News.

1987

**JANUARY 4** — The Broncos post a 22-17 playoff win against New England before 76,105, the largest crowd ever to watch a Denver home game. **JANUARY 11** — The Broncos post a thrilling, 23-20 overtime win over the Cleveland Browns to win the AFC championship and earn a trip to Super Bowl XXI. **JANUARY 18** — A crowd of over 63,000 attends a Mile High Stadium rally before the team's departure for Pasadena. **JANUARY 25** — The Broncos lose to the New York Giants by a 39-20 score in Super Bowl XXI, a game watched by 101,063 at the Rose Bowl and played before a national television audience of 127,000,000. In addition, the game was televised live in 53 other nations. **JANUARY 26** — More than 100,000 fans welcome the Broncos

home in a parade through downtown Denver. **FEBRUARY 1** — Six Broncos play in the Pro Bowl—Keith Bishop, John Elway, Rulon Jones, Karl Mecklenburg, Dennis Smith and Sammy Winder. **MARCH** — Only 58 season ticket accounts are not renewed for the 1987 season, virtually assuring the Broncos of their 18th consecutive sellout season in Mile High Stadium, the longest sellout streak in the AFC and the second longest in the NFL. **AUGUST 9** — The Broncos lose 28-27 to the Los Angeles Rams in American Bowl '87, a preseason game played in storied Wembley Stadium in London, England. **SEPTEMBER 22** — The NFL Players Association goes on strike, resulting in the cancellation of games for the weekend of Sept. 28. **OCTOBER 4** — Denver loses 40-10 to Houston in the first of three "replacement" games. **NOVEMBER 29** — Denver grabs a 31-17 win over San Diego in the 400th game for both franchises. The contest also marks Dan Reeves' 100th game as the Broncos' head coach. **DECEMBER 27** — The Broncos win their third AFC West title in four years after shutting out San Diego 24-0 in a blizzard. Denver finishes the season with a 10-4-1 record, becoming the only team in the NFL to post eight 10-win seasons since 1977. Quarterback John Elway is named NFL Most Valuable Player by the Associated Press.

#### 1988

**JANUARY 10** — The Broncos advance to the AFC Championship Game with a 34-10 victory over Houston before 75,968 in Mile High Stadium. **JANUARY 17** — Denver becomes the first AFC team to win consecutive conference championships since Pittsburgh of 1978-79 by defeating Cleveland 38-33. The game garnered a 91 television share in the Denver area, believed to be an all-time national viewing high. **JANUARY 31** — The Broncos lose to Washington 42-10 in Super Bowl XXII in San Diego at Jack Murphy Stadium. **FEBRUARY 6** — Three players represent Denver in the Pro Bowl—Keith Bishop, John Elway and Karl Mecklenburg. **MARCH** — The Broncos are virtually assured of their 19th consecutive sellout campaign as just 91 season ticket accounts are not renewed for the 1988 campaign. **JUNE 3** — The Broncos acquire future Hall of Fame RB Tony Dorsett from the Dallas Cowboys in exchange for a future draft choice. The 1988 campaign marked Dorsett's 12th in pro football. **SEPTEMBER 26** — RB Tony Dorsett eclipses Jim Brown to become the second-leading rusher in pro football history, trailing only Walter Payton. **DECEMBER 17** — The Broncos close out the season with a 21-10 win over New England and a disappointing 8-8 record, marking the end of Denver's two-year reign as AFC champions. QB John Elway concludes the season with 3,309 yards passing and 234 yards rushing to become the first player in football history to have four consecutive years with more than 3,000 passing yards combined with more than 200 rushing yards. Dorsett finishes the year second to Payton among football's all-time rushing leaders with 12,739 yards.

#### 1989

**JANUARY 29** — Punter Mike Horan is the Broncos' lone representative in the AFC-NFC Pro Bowl Game. **APRIL** — The Broncos conclude season ticket renewals and waiting list additions for 1989, virtually assuring the team of its 20th consecutive sellout campaign at Mile High Stadium. **NOVEMBER 26** — The Broncos clinch their third AFC West title in four seasons after a 41-14 victory at home against Seattle. **DECEMBER 16** — Denver wraps up homefield advantage for the AFC Playoffs with 37-0 win at Phoenix.

#### 1990

**JANUARY 7** — The Broncos advance to the AFC Championship Game with a come-from-behind 24-23 win over Pittsburgh. **JANUARY 14** — The Broncos become the only AFC team to win three conference titles in the 1980s with a 37-21 victory over Cleveland in the AFC Championship Game. **JANUARY 28** — Denver loses 55-10 to San Francisco in Super Bowl XXIV in the New Orleans Superdome. **FEBRUARY 4** — Three players represent the Broncos in the Pro Bowl—Kicker David Treadwell, nose tackle Greg Kragen and safety Dennis Smith. Linebacker Karl Mecklenburg was selected to start in the game but could not participate because of a knee injury suffered in the Super Bowl. **FEBRUARY 26** — The National Football League announces that the Broncos will face Seattle in an Aug. 4 preseason game in Tokyo, Japan. **MARCH 5** — The Paul D. Bowlen Memorial Broncos Centre opens in southeast Denver, housing all of the team's office and training facilities. **AUGUST 5** — The Broncos defeat the Seattle Seahawks by a score of 10-7 in American Bowl '90 played before a sellout audience in the Tokyo Dome in Tokyo, Japan. The game marks Denver's second appearance in an international game with the club having played the Los Angeles Rams in London in a 1987 American Bowl contest. **NOVEMBER 22** — The Broncos drop a 40-27 game to the Detroit Lions in the Lions' annual Thanksgiving Day contest, marking Denver's fifth appearance in a Thanksgiving Day game—Four in Detroit and one in Denver (a 46-45 loss to the New York Titans in 1962). **DECEMBER 30** — Running back Bobby Humphrey finishes the season with 1,202 rushing yards, becoming one of just 10 backs to rush for over 1,000 yards in each of their first two NFL seasons. Mike Horan leads the NFL in gross punting average (44.4) and net punting average (38.9). The Broncos also boast the NFL's kickoff return leader in Kevin Clark, who posts a 25.3-yard average.

#### 1991

**FEBRUARY 3** — Safeties Steve Atwater and Dennis Smith, along with running back Bobby Humphrey, appear in the AFC-NFC Pro Bowl game in Honolulu, Hawaii. It is the first appearance each for Atwater and Humphrey. **JULY 27** — The Broncos lose 14-3 to Detroit in the Hall of Fame Game played in Canton, Ohio. Former Broncos assistant coach Stan Jones is inducted into the Hall of Fame. **SEPTEMBER 1** — Denver records its biggest opening day win ever with a 45-14 pounding of Cincinnati. **DECEMBER 8** — A 17-7 win at Cleveland clinches a playoff berth for the Broncos. **DECEMBER 22** — Denver closes out the regular season at 12-4 and wins the AFC West title for the fifth time in eight years.

#### 1992

**JANUARY 4** — The Broncos overcome a 21-6 deficit to defeat Houston 26-24 in an AFC Divisional Playoff Game. The winning field goal was set up by a drive that began at the Denver 2-yard line. The Broncos converted two fourth-down plays to keep the possession alive. **JANUARY 12** — Despite a sterling effort by Denver's defense, the Broncos fall 10-7 to Buffalo in the AFC Championship Game. The Bills' high-powered offense managed just 213 yards and 12 first downs in the game. **FEBRUARY 2** — Running back Gaston Green, linebacker Karl Mecklenburg, and safeties Steve Atwater and Dennis Smith represent the Broncos in the Pro Bowl. **MARCH** — The Broncos conclude season ticket renewals and waiting list additions for 1992, virtually assuring the franchise of its 23rd consecutive sellout season. Denver is also named a participant in American Bowl '92, to be played in Berlin. **AUGUST 15** — The Broncos lose to the Miami Dolphins, 31-27, in American Bowl '92 in Berlin's Olympic Stadium. **DECEMBER 28** — Denver Broncos President Pat Bowlen announces that the franchise will not renew the contract of Dan Reeves, thus creating a coaching vacancy in Denver for the first time since 1981. Reeves ends his Denver career with a record of 116-78-1.

#### 1993

**JANUARY 25** — Wade Phillips is hired as the 10th head coach in Broncos history, signing a three-year contract as head coach after four seasons as the Broncos' defensive coordinator. **MAY** — The Broncos conclude their season ticket sales, guaranteeing the 24th consecutive sellout campaign at Mile High Stadium. **DECEMBER** — Quarterback John Elway is named AFC Most Valuable Player (UPI, Kansas City 101 Club, Football News) after his best pro season in which he led the AFC in passer rating (92.8), attempts (551), completions (348), completion percentage (63.2), touchdowns (25) and yards (4,030).

#### 1994

**JANUARY 9** — The Broncos return to the playoffs as a Wild Card team, dropping a 42-24 first round game to the Los Angeles Raiders at the Los Angeles Memorial Coliseum. The Wild Card Playoff Game marks Denver's ninth nationally televised game of the 1993 season, bringing the Broncos' eight-year total (1986-93) to 84 national television dates. **FEBRUARY 6** — The Broncos are represented in the AFC-NFC Pro Bowl game by quarterback John Elway, tight end Shannon Sharpe, linebacker Karl Mecklenburg, and safeties Steve Atwater and Dennis Smith. **MARCH** — The Broncos and Raiders are named to oppose each other in an American Bowl '94 Game in Barcelona. The Broncos thus join San Francisco as the only two teams to have been asked to represent the NFL in London, Tokyo, Berlin, and Barcelona.

## HISTORICAL HIGHLIGHTS, CONT.

### 1995

**JANUARY 31** — Mike Shanahan is hired as the 11th head coach in Broncos history. Shanahan, a Denver assistant coach from 1984-87 and 1989-91, signed a seven-year contract as head coach after spending the previous three years in San Francisco, where he served as offensive coordinator. **FEBRUARY 5** — The Broncos are represented in the annual AFC-NFC Pro Bowl by safety Steve Atwater, quarterback John Elway and offensive tackle Gary Zimmerman. Tight end Shannon Sharpe was also selected but did not play. **MARCH** — The Broncos are selected to face San Francisco in an American Bowl '95 Game in Tokyo, joining the 49ers and Dallas as the only NFL teams to participate in five American Bowl Games. **MAY** — The Broncos conclude season ticket renewals and waiting list additions for 1995, leading to an anticipated 26th consecutive season of sellouts at Mile High Stadium. **AUGUST 5** — The Broncos defeat San Francisco 24-10 in the American Bowl in Tokyo, Japan. **NOVEMBER 5** — John Elway passes for 256 yards in a 38-6 Broncos home win over Arizona to surpass the 40,000-yard passing plateau, becoming the seventh player in pro football history to accomplish that feat. **NOVEMBER 19** — KOA play-by-play announcer Larry Zimmer calls his 500th Broncos game as a member of the KOA broadcast team as Denver defeats San Diego 30-27. **DECEMBER 10** — Broncos running back/kick returner Glyn Milburn tallies an NFL-record 404 all-purpose yards (131 rushing, 45 receiving, 133 KOR, 95 PR) in a 31-27 loss to Seattle at Mile High Stadium. **DECEMBER 24** — The Broncos close the season with a 31-28 win at Oakland and post franchise single-season records in seven different offensive categories: points scored (388), total yards (6,040), average gain per play (5.70), average gain per rush (4.53), touchdown passes (27), passing yards (4,045) and first downs passing (205).

### 1996

**FEBRUARY 4** — Denver is represented in the annual AFC-NFC Pro Bowl in Honolulu by safety Steve Atwater, kicker Jason Elam, running back/kick returner Glyn Milburn, wide receiver Anthony Miller and tight end Shannon Sharpe. Tackle Gary Zimmerman was selected but does not play because of injury. **OCTOBER 20** — Terrell Davis sets a franchise record with 194 rushing yards in a 45-34 win over the Baltimore Ravens. **DECEMBER 1** — The Broncos win the AFC West and clinch homefield advantage for the playoffs with a 34-7 win over Seattle. The win is also Denver's ninth consecutive, marking the second-longest streak in franchise history. **DECEMBER 15** — John Elway becomes the winningest quarterback in NFL history with a 24-19 defeat of Oakland, the 126th of his career. The win also secures a perfect 8-0 home record for the season for just the second time in franchise history. **DECEMBER 22** — Elway becomes just the third player in NFL history to pass for more than 45,000 yards in a career. Terrell Davis wins the AFC rushing crown with a then franchise-record 1,538 yards while also posting franchise bests in carries (345), rushing touchdowns (13) and total touchdowns (15). The team ties for the NFL's best record (13-3; ties for best in franchise history) and ranks first in the league in total offense and rushing offense as well as fourth in total defense, including a No. 1 mark against the run. Franchise records are set for points scored (391), highest average gain per rush (4.5; tie with 1995 team), fewest rushing yards allowed (1,331) and fewest rushing first downs allowed (67). **DECEMBER 26** — Terrell Davis is named NFL Offensive Player of the Year by the Associated Press and joins three other Broncos as first-team All-Pro performers—Shannon Sharpe, Alfred Williams and Gary Zimmerman.

### 1997

**JANUARY 4** — Denver hosts its first playoff game since Jan. 4, 1992, as the Jacksonville Jaguars come to Mile High Stadium for an AFC Divisional Playoff contest. **FEBRUARY 2** — Denver is represented in the annual AFC-NFC Pro Bowl in Honolulu by safety Tyrone Braxton, running back Terrell Davis, defensive tackle Michael Dean Perry, linebacker Bill Romanowski, tight end Shannon Sharpe and defensive end Alfred Williams. Safety Steve Atwater, quarterback John Elway and tackle Gary Zimmerman also are selected but do not play in the game because of injury. **FEBRUARY 4** — The Broncos unveil new uniforms featuring the traditional Broncos orange with a navy blue, and a new helmet logo that features a powerful, dynamic Bronco. **MARCH** — The Broncos are selected to face Miami in an American Bowl '97 contest in Mexico City, Mexico. The appearance marks the Broncos' sixth in an American Bowl, tying the club with San Francisco for most in the NFL since American Bowl games began being played in 1985. **AUGUST 4** — Denver and Miami meet in Mexico City, Mexico, in an American Bowl '97 contest won by the Dolphins, 38-19, at Estadio Guillermo Canedo. **SEPTEMBER 21** — Running back Terrell Davis sets a franchise single-game record by rushing for 215 yards in a 38-20 win over Cincinnati at Mile High Stadium. **OCTOBER 6** — Denver defeats New England 34-13 in a Monday night battle of the league's two remaining unbeaten, representing the furthest into a season that two undefeated teams have met on *Monday Night Football*. **OCTOBER 26** — The Broncos defeat the Bills 23-20 in overtime at Buffalo's Rich Stadium, a mere 15 hours after arriving in Buffalo due to a severe snowstorm that dumped more than a foot of snow on the Denver area with drifts piled several feet higher in some areas. The Broncos' chartered flight leaves Denver 10 hours late at 8 p.m. (MT) Saturday, Oct. 25, after an ordeal that involves numerous players' vehicles being stranded in snowdrifts trying to reach the team buses at Broncos headquarters. Several players make their way to headquarters by way of snowmobiles after being picked up by citizens. **NOVEMBER 2** — John Elway sets two milestones and earns AFC Offensive Player of the Week honors on this day as the Broncos defeat Seattle 30-27 at Mile High Stadium. With 252 passing yards, Elway moves past Fran Tarkenton into second place all-time in NFL passing yardage, and his 276 total yards make him just the third player in NFL history to top the 50,000-yard plateau. **NOVEMBER 9** — Cornerback Darrien Gordon ties an NFL record by returning two punts for touchdowns in the same quarter, a feat previously accomplished just twice in NFL history. **DECEMBER 21** — Denver closes its regular season with a 38-3 victory over San Diego to secure its second consecutive undefeated regular season at home, becoming only the third NFL team to do so since the schedule expanded to 16 games in 1978. The Broncos set new franchise records by posting nine double-digit victories in one season and scoring more than 30 points in nine different games. **DECEMBER 27** — The Broncos defeat Jacksonville 42-17 in an AFC Wild Card Game at Mile High Stadium to record their first playoff victory since Jan. 4, 1992. In the game, Denver sets club postseason records for rushing yards (310), total yards (511), rushing attempts (49), points in a quarter (21; 4th quarter), total points (42), first downs (28), rushing first downs (18) and third-down efficiency (75%). Terrell Davis rushes for a club postseason record 184 yards and is complemented by Derek Loville's 103 yards rushing, making Denver just the third team in NFL postseason history to post two 100-yard rushers in the same game. Instrumental in the performance is the offensive line, which, as a unit, is named NFL Offensive Player of the Week. It marks just the second time in NFL history—and first in the postseason—that an Offensive Line is named Player of the Week.

### 1998

**JANUARY 4** — Denver wins a road playoff game for only the second time in franchise history by defeating the Chiefs 14-10 in an AFC Divisional Playoff Game at Kansas City's Arrowhead Stadium. **JANUARY 11** — The Broncos win their fifth AFC Championship by topping the Steelers 24-21 at Pittsburgh's Three Rivers Stadium. The win makes Denver just the fifth Wild Card team to advance to the Super Bowl since the Wild Card format was adopted in 1970. **JANUARY 25** — The Broncos claim their first World Championship with a 31-24 victory over defending champion Green Bay in Super Bowl XXXII at Qualcomm Stadium in San Diego. The Broncos become the first team from the American Football Conference in 14 years to win the Super Bowl and only the second Wild Card team ever to do so. Running back Terrell Davis sets a Super Bowl record with three rushing touchdowns to claim the Pete Rozelle Award as the game's Most Valuable Player. Davis finishes with 157 yards rushing and ties the Super Bowl record for total touchdowns (3) and points scored (18). **JANUARY 27** — An estimated 650,000 fans gather in downtown Denver for a victory parade and rally to honor the World Champion Denver Broncos. The parade follows a route along 17th street, from Wynkoop to Broadway, and then along Broadway for several blocks before working its way to the steps of the Denver City and County Building, where a rally is held. Broncos owner Pat Bowlen, head coach Mike Shanahan, quarterback John Elway, running back Terrell Davis, Colorado Governor Roy Romer and Denver Mayor Wellington Webb address the

1999

2000

337



## HISTORICAL HIGHLIGHTS, CONT.

first two NFL games, picking up 187 in a win at Oakland. He had 131 the previous week vs. Atlanta. **NOVEMBER 13** — Denver defeats Oakland 27-24 in the final *Monday Night Football* game at Mile High Stadium on a 41-yard field goal by Jason Elam as time expired. Overall, the Broncos were 16-6 in the 22 Monday night games played at Mile High from 1973-2000. **NOVEMBER 19** — The Broncos improve to 7-4 with the second-largest fourth-quarter comeback in franchise history, overcoming a 34-17 deficit to beat the San Diego Chargers 38-37. Quarterback Gus Frerotte, replacing the injured Brian Griese, broke Frank Tripucka's 38-year-old franchise passing record (447) with 462 passing yards and tied the team record with five touchdown passes. **DECEMBER 3** — Mike Anderson rushes for 251 yards in a 38-23 win at New Orleans to set an all-time NFL rookie rushing record for a single game. He also broke the franchise single-game rushing mark by posting the fourth best rushing day by any player in NFL history, and set a Broncos record with four touchdowns in the game. Jason Elam also set an NFL record, converting his 304th consecutive point-after attempt, breaking Norm Johnson's previous record of 303. **DECEMBER 23** — The Broncos play their final game ever at Mile High Stadium, defeating San Francisco 38-9 before the second-largest crowd in the stadium's history, 76,098. It was the largest crowd ever for a Broncos regular season game, and those in attendance were treated to an outstanding performance from the home team on this historic day. The Broncos set franchise single-season records for passing yards (4,243) and total yards (6,554) with the latter figure ranking fifth in NFL history. Ed McCaffrey and Rod Smith each hit the 100-catch mark for the season—becoming just the second pair of teammates to do so in the same season in NFL history—with McCaffrey (101) breaking Lionel Taylor's 39-year old franchise record (100) while Smith ties it. Smith shatters the club record with 1,602 receiving yards for the season. Running back Mike Anderson sets franchise rookie rushing records with 1,487 yards and 15 touchdowns for the season.

### 2001

**FEBRUARY 4** — The Broncos are represented at the annual AFC-NFC Pro Bowl in Honolulu by quarterback Brian Griese, center Tom Nalen, defensive tackle Trevor Pryce and wide receiver Rod Smith. Griese and Nalen are unable to play because of injuries. **MAY** — The Broncos conclude season ticket renewals and waiting list additions for 2001, leading to an anticipated 32nd consecutive season of home sellouts, in their first season at INVESCO Field at Mile High. **AUGUST 25** — The Broncos play their first preseason game at INVESCO Field at Mile High vs. the New Orleans Saints, winning 31-24. **SEPTEMBER 10** — The Broncos officially christen INVESCO Field at Mile High with a season-opening 31-20 win over the New York Giants on *Monday Night Football*. The game is marred only by the broken left leg suffered by wide receiver Ed McCaffrey and further put out of the spotlight the next morning by the terrorist attacks on the United States. **SEPTEMBER 23** — Wide receiver Rod Smith sets a team record with 14 receptions in a 38-17 win at Arizona. **OCTOBER 7** — Cornerback Deltha O'Neal ties an NFL record by becoming the 18th player in league history (19th time) to intercept four passes in one game in Denver's 20-6 defeat of Kansas City at INVESCO Field at Mile High. He joins former Broncos Austin "Goose" Gonsoulin (1960) and Willie Brown (1964) on that list. **NOVEMBER 5** — Kicker Jason Elam becomes one of just 30 players in NFL history to score 1,000 career points, converting four field goals in a 38-28 loss at Oakland on *Monday Night Football*. His second field goal also accounts for the 20,000th point scored in the history of *Monday Night Football*. **NOVEMBER 22** — The Broncos defeat the Dallas Cowboys 26-24 at Texas Stadium on Thanksgiving Day, marking the club's first Thanksgiving Day appearance since 1990.

### 2002

**JANUARY 28** — Ted Sundquist is promoted to general manager after six years as director of college scouting. **FEBRUARY 4** — The Broncos are represented in the annual AFC-NFC Pro Bowl in Honolulu by tight end Dwayne Carswell, kicker Jason Elam, linebacker/special teams player Ian Gold, cornerback Deltha O'Neal, defensive tackle Trevor Pryce, wide receiver Rod Smith and linebacker Al Wilson. Pryce and Smith are unable to play because of injuries. **MAY** — The Broncos conclude season ticket renewals and waiting list additions for 2002, leading to an anticipated 33rd consecutive season of home sellouts. **OCTOBER 20** — Tight end Shannon Sharpe sets an NFL record for a tight end and a franchise receiving record with 214 receiving yards on 13 receptions, including two touchdowns, in Denver's 37-34 come-from-behind overtime win at Kansas City. **DECEMBER 15** — Rookie running back Clinton Portis ties a Broncos record by becoming just the second player in franchise history to score four touchdowns in a game. He scores three times by rush and once receiving in Denver's 31-24 win over Kansas City at INVESCO Field at Mile High. **DECEMBER 29** — Running back Clinton Portis closes his rookie season with a 228-yard rushing effort in a win vs. Arizona at INVESCO Field at Mile High to finish the season with a franchise rookie-record 1,508 rushing yards, the fifth-best rushing season by a rookie in NFL history. His 228 rushing yards tie for the best effort in the NFL in 2002 and tie for the fourth-most by a rookie in a single game in NFL history. Additionally, Portis' two touchdowns on the day give him 17 for the season (15 rushing, 2 receiving), tied for third-most by a rookie in NFL history. For the season, he also posts the second-best yards-per-carry average (5.52) for a rookie in league history.

### 2003

**JANUARY 7** — Running back Clinton Portis is named NFL Offensive Rookie of the Year by the Associated Press. He is the third Bronco to be named either offensive or defensive Rookie of the Year, joining running back Mike Anderson (2000) and linebacker Mike Croel (1991). **JANUARY 20** — Larry Coyer is promoted from linebackers coach to defensive coordinator. **FEBRUARY 2** — The Broncos are represented in the annual AFC-NFC Pro Bowl in Honolulu by defensive end Trevor Pryce and linebacker Al Wilson. **MARCH 17** — The Broncos announce that the club will hold training camp in 2003 at its permanent facility in Dove Valley in suburban Denver after 21 years at the University of Northern Colorado in Greeley. **APRIL 18** — Construction begins at the Broncos' Dove Valley training complex on a third outdoor practice field, to feature a FieldTurf™ artificial surface. **MAY** — The Broncos conclude season ticket renewals and waiting list additions for 2003, leading to an anticipated 34th consecutive season of home sellouts. **JUNE 10** — Crews begin to install FieldTurf™ surface on new third practice field, initiating a two-week installation process. **JULY 24** — The Broncos open training camp at the Paul D. Bowlen Memorial Broncos Centre, the first training camp to be held at the team's permanent training facility in suburban Denver. **NOVEMBER 16** — Wide receiver Rod Smith returns a punt 65 yards for a touchdown vs. San Diego. Coupled with Deltha O'Neal's 57-yard punt return for a score in the Broncos previous game vs. New England (Nov. 3), the Broncos become the first team in NFL history to have a different player return a punt for a touchdown in back-to-back games. **DECEMBER 14** — Jason Elam scores his 1,300th career point, reaching that milestone in fewer games than any player in NFL history (170). **DECEMBER 21** — The Broncos defeat Indianapolis 31-17 at the RCA Dome in an ESPN-televised Sunday night game to clinch the organization's first playoff berth since the 2000 season. In the game, Rod Smith passes Terrell Davis (8,887 yards) for the most career total yards from scrimmage by a Bronco, and Shannon Sharpe passes Henry Elard (814) for ninth place on the all-time NFL receptions list.

### 2004

**JANUARY 31** — John Elway is elected to the Pro Football Hall of Fame in his first year of eligibility, becoming the first Bronco in the Hall to have played his entire career with the team. Elway joins Bob Brown, Carl Eller and Barry Sanders in the Hall of Fame's Class of 2004 with enshrinement scheduled for Aug. 8. **FEBRUARY 8** — The Broncos are represented in the annual AFC-NFC Pro Bowl in Honolulu by center Tom Nalen, running back Clinton Portis and linebacker Al Wilson. **MID-FEBRUARY** — Construction begins on a \$4 million renovation and expansion project to upgrade the team's headquarters, the Paul D. Bowlen Memorial Broncos Centre, in suburban Denver. Included in the project is a new strength and conditioning center that houses the team's weight room, an indoor conditioning area and a new home for the field-maintenance department. The new weight room is approximately 9,000 square feet in size, nearly three times the size of the previous weight room. Also included in the

2005

2006

2007

339



## HISTORICAL HIGHLIGHTS, CONT.

his first season with the Broncos in 2006, dies at age 24. A large contingent of his teammates attends his funeral in St. Louis on March 5. **APRIL 10** — Broncos President and CEO Pat Bowlen is inducted into the Colorado Sports Hall of Fame. **APRIL 12** — Broncos safety John Lynch is named winner of the National Football League Players Association's Byron "Whizzer" White Award. **MAY** — The Broncos conclude season ticket renewals and waiting list additions for 2007, leading to an anticipated 38th consecutive season of home sellouts. **SEPTEMBER 23** — Terrell Davis is inducted into the Denver Broncos Ring of Fame in a ceremony held at halftime of Denver's game against Jacksonville. He is the 21st inductee into the prestigious group. **NOVEMBER 19** — In front of a national television audience on *Monday Night Football*, the Broncos score four touchdowns of at least 40 yards (2 pass, 1 rush, 1 punt return) in the same game for the first time in club history en route to defeating Tennessee 34-20. **DECEMBER 31** — The Broncos conclude their 2007 season with a 7-9 record following their 22-19 overtime victory at home against Minnesota. Denver's 7-9 record ended its club-record tying seven-year streak of posting at least a .500 winning percentage. Kicker Jason Elam's 30-yard field goal in overtime proves to be the game winner, making him the NFL's first kicker since the 1970 NFL merger to convert four game-winning walk-off field goals in the same year. Wide receiver Brandon Marshall totals his third 10-catch game (114 yds., 1 TD) in the last four weeks and finishes the year with the third-most receptions (102) by a second-year player in NFL history while posting the second and third-best respective single-season outputs for catches and receiving yards (1,325) by a Bronco in club annals. Selvin Young becomes the first undrafted player ever to lead Denver in rushing, posting the third-most rushing yards (729) by an undrafted rookie in NFL history.

### 2008

**JANUARY 11** — Joe Ellis is promoted to Chief Operating Officer for the Broncos. Ellis spent the previous 10 seasons as the Broncos' Executive Vice President of Business Operations. **FEBRUARY 2** — Tackle Gary Zimmerman is elected to the Pro Football Hall of Fame and joins John Elway as the second player who spent a primary portion of his career with the Broncos to be honored by the Hall. Zimmerman is joined in his class by Fred Dean, Darrell Green, Art Monk, Emmitt Thomas and Andre Tippett with enshrinement ceremonies scheduled for Aug. 2. **FEBRUARY 10** — Cornerback Champ Bailey and safety John Lynch both start in the Pro Bowl with both players making their fourth consecutive all-star appearances. Bailey's eighth career Pro Bowl selections tie for the second most by a cornerback in NFL history while Lynch's nine career all-star selections rank second among safeties in league annals. **FEBRUARY 15** — Wide receiver Rod Smith, the Broncos' all-time leading receiver who spent the entire 2007 campaign on the physically unable to perform list due to a hip injury, is placed on the reserve/retired list. **FEBRUARY 19** — Bob Howsam, the founding owner of the Broncos who brought professional football to Denver, passes away. He helped form the American Football League in 1959 and also spearheaded the construction of Bears Stadium, which was later expanded to become Mile High Stadium. **MAY 6** — Jim Goodman is promoted to Vice President of Football Operations/Player Personnel for the Broncos. **MAY** — The Broncos conclude season ticket renewals and waiting list additions for 2008, leading to an anticipated 39th consecutive season of home sellouts. **SEPTEMBER 14** — In a 39-38 win over San Diego, the Broncos become just the third team in NFL history to give up the opportunity for a tie and win a game with a two-point conversion. Wide receiver Brandon Marshall's 18 receptions are a franchise record and tie for the second-highest single-game total in NFL history. **NOVEMBER 6** — With their 34-30 comeback win at Cleveland on *Thursday Night Football*, the Broncos become just the second original AFL team to reach 400 overall victories. **DECEMBER 28** — Denver concludes the 2008 season with an 8-8 record following a 52-21 loss at San Diego in a game that decided the AFC West championship. Quarterback Jay Cutler's 4,526 passing yards for the year were a club single-season record and made him just the third player in league history with three years' experience or less to reach the 4,500-yard passing mark. With 104 catches, wide receiver Brandon Marshall becomes just the second Bronco in club history with consecutive 100-reception outputs. Wide receiver Eddie Royal posts the second-most receptions (91) by a rookie in NFL history. The Broncos set a club record and tie for the NFL lead in fewest sacks allowed (12). **DECEMBER 30** — Mike Shanahan is relieved from his position as Executive Vice President of Football Operations/Head Coach of the Broncos. Shanahan guided Denver to consecutive Super Bowl victories in 1997-98 along with seven postseason berths and finished his 14-year head coaching career as the franchise's all-time winningest coach with a 146-91 (.616) overall record.

### 2009

**JANUARY 12** — Josh McDaniels is introduced as the 12th head coach in Broncos history after spending eight seasons on the coaching staff of the New England Patriots, helping the club win three Super Bowl titles. **FEBRUARY 8** — Quarterback Jay Cutler, wide receiver Brandon Marshall and center Casey Wiegmann play in the Pro Bowl. **FEBRUARY 12** — Brian Sanders is promoted to general manager after spending the 2008 season as Denver's assistant general manager. **APRIL 2** — The Broncos acquire quarterback Kyle Orton along with a first-round pick in 2009 and '10 as well as a third-round pick in '09 from the Bears in exchange for quarterback Jay Cutler and a fifth-round pick in '09. **MAY** — The Broncos conclude season ticket renewals and waiting list additions for 2009, leading to an anticipated 40th consecutive season of home sellouts. **MAY 12** — Tight end Shannon Sharpe is elected as the 22nd member of the Broncos Ring of Fame. **SEPTEMBER 13** — Denver kicks off its 50th season of professional football as one of eight original American league teams. With Denver trailing Cincinnati 7-6 with 28 seconds to play in their season opener, Kyle Orton's pass intended for Brandon Marshall is tipped by a Bengals defender into the hands of Broncos wide receiver Brandon Stokley, who races 62 yards down the left sideline for the game-winning score. In all, the 87-yard touchdown marked the longest game-winning touchdown from scrimmage in the final minute of the fourth quarter of a game in NFL history. Josh McDaniels earns his first victory as an NFL head coach. **SEPTEMBER 20** — Sharpe is inducted into the club's Ring of Fame in a halftime ceremony during Denver's regular-season home opener against Cleveland. Outside linebacker/defensive end Elvis Dumervil ties a club record with four sacks against the Browns. **OCTOBER 11** — The Broncos don their "throwback" uniforms from the 1960-61 seasons in a 20-17 overtime win over New England: The team wore mustard gold jerseys with brown pants, vertically-striped brown and gold socks and brown helmets with numbers on the sides. **OCTOBER 19** — Wide receiver Eddie Royal returns a kickoff (93 yds.) and punt (71 yds.) for a touchdown in Denver's 34-23 win at San Diego to help the Broncos improve to 6-0 on the season. It marked just the 11th time in NFL history (6th since the merger) that a player accomplished that feat in a game. The 6-0 start tied McDaniels for the third best start by a rookie head coach since 1930 as he joined Red Miller (1977) as only the second head coach in Denver history to win his first six games with the club. **DECEMBER 13** — Wide receiver Brandon Marshall sets an NFL record with 21 receptions (200 yds.) in a 28-16 loss at Indianapolis. **DECEMBER 27** — Dumervil records two sacks in Denver's 30-27 loss at Philadelphia to set a Broncos single-season sack record (17).

### 2010

**JANUARY 3** — Denver concludes its 50th season with an 8-8 record following a 44-24 loss to the Kansas City Chiefs. **JANUARY 31** — Cornerback Champ Bailey, tackle Ryan Clady, safety Brian Dawkins, outside linebacker/defensive end Elvis Dumervil and wide receiver Brandon Marshall play in the Pro Bowl. **FEBRUARY 6** — Running back Floyd Little is elected to the Pro Football Hall of Fame, joining John Elway (1983-98) and Gary Zimmerman (1993-97) as one of three Pro Football Hall of Famers who spent a primary portion of their career with the Broncos. Little joins Russ Grimm, Rickey Jackson, Dick LeBeau, John Randle, Jerry Rice and Emmitt Smith in the Hall of Fame Class of 2010 with enshrinement scheduled for Aug. 7. **SEPTEMBER 20** — Wide receiver Kenny McKinley dies at age 23; the team wears McKinley's No. 11 jersey emblem in remembrance for the rest of the season. **OCTOBER 31** — The Broncos play their first regular-season game on foreign soil when they drop a 24-16 decision to the San Francisco 49ers in London as part of the NFL's International Series. **DECEMBER 6** — Josh McDaniels is relieved of his duties as head coach of

the Broncos. Eric Stutesville, who tutored the running backs in his first season with the Broncos, takes over as the interim head coach for the season's final four games. **DECEMBER 19** — Rookie quarterback Tim Tebow makes his first career start in a 39-23 loss against Oakland, finishing with the highest passer rating (100.5 / 8-of-16, 138 yds., TD) by a Broncos rookie making his first NFL start and adding 78 yards rushing to mark the third-highest rushing total by a Broncos quarterback in team history. **DECEMBER 27** — Wide receiver Brandon Lloyd is named to his first career Pro Bowl. The ninth-year pro finished the season as the first player in team history to lead the NFL in receiving yards (1,448), while also setting career highs in receptions (77), receiving average (18.8) and receiving touchdowns (11).

## 2011

**JANUARY 2** — Denver concludes the regular season with a 4-12 record after a 33-28 loss to San Diego at INVESCO Field at Mile High. **JANUARY 5** — Hall of Fame quarterback John Elway is named Executive Vice President of Football Operations and Joe Ellis is appointed as President of the Broncos. **JANUARY 13** — John Fox is named the 14th head coach in team history after spending the previous nine years at the helm of the Carolina Panthers, where he led the team to two NFC South titles and an appearance in Super Bowl XXXVIII. **JANUARY 27** — Cornerback Champ Bailey was selected to his 10th career Pro Bowl, passing Hall of Famer Mike Haynes for the most Pro Bowls in NFL history at the cornerback position. **JANUARY 31** — Longtime college scout Cornell Green is named AFC Scout of the Year by the Fritz Pollard Alliance. **FEBRUARY 5** — Tight end Shannon Sharpe is elected to the Pro Football Hall of Fame, joining Richard Dent, Marshall Faulk, Chris Hanburger, Les Richter, Ed Sabol and Deion Sanders in the Hall of Fame Class of 2011 with enshrinement scheduled for Aug. 6. **FEBRUARY 25** — Head Athletic Trainer Steve "Greek" Antonopoulos is honored as the 2011 Fain-Cain Memorial Award recipient at the NFL Physicians Society Scientific Meeting in Indianapolis. **AUGUST 16** — The Metropolitan Football Stadium District agreed on a deal with Sports Authority to rename the Broncos' stadium Sports Authority Field at Mile High. **OCTOBER 9** — Quarterback Kyle Orton is replaced by quarterback Tim Tebow at halftime of the Broncos' 29-24 loss to the San Diego Chargers. Tebow went on to lead the Broncos to a 7-4 record down the stretch—including six consecutive wins at one point—as a starter. **DECEMBER 27** — Cornerback Champ Bailey, defensive end Elvis Dumervil and linebacker Von Miller are named to the 2012 Pro Bowl. Bailey becomes one of just six players in NFL history to be selected to 11 Pro Bowls. Miller becomes just the second Broncos rookie (K David Treadwell, 1989) to be selected to the league's annual All-Star Game as a rookie.

## 2012

**JANUARY 1** — Denver loses to the Kansas City Chiefs by a score of 7-3 but still manages to capture its first AFC West title and postseason berth in six seasons. The Broncos set a team record with 2,632 rushing yards on the season. **JANUARY 8** — Quarterback Tim Tebow finds wide receiver Demaryius Thomas for an 80-yard touchdown on the first play of overtime to give Denver a 29-23 win over the Pittsburgh Steelers in their AFC Wild Card matchup. Head Coach John Fox becomes just the third head coach since the 1970 merger to take over a team with four or fewer victories the season before and lead it to a division title and a playoff win in his first season. **JANUARY 11** — Former Broncos Owner Edgar Kaiser passes away at the age of 69. **JANUARY 14** — The Broncos fall to the New England Patriots 45-10 to end their 2011 season with an overall record of 9-9. **JANUARY 17** — Offensive tackle Ryan Clady and Willis McGahee are added to the AFC Pro Bowl roster and Matt Russell is promoted to director of player personnel after serving the previous three seasons as the club's director of college scouting. **JANUARY 28** — The Broncos name Jack Del Rio as the team's seventh defensive coordinator in seven seasons. **FEBRUARY 3** — Denver hires former agent Mike Sullivan as the team's director of football administration. **FEBRUARY 4** — Linebacker Von Miller is named NFL Defensive Rookie of the Year by the Associated Press to become the first Broncos player to win the award since linebacker Mike Croel in 1991. **MARCH 20** — The Broncos sign quarterback Peyton Manning, the only four-time MVP in NFL history. **MARCH 21** — Denver trades quarterback Tim Tebow to the New York Jets. **MAY** — The Broncos conclude season ticket renewals and waiting list additions for 2012, leading to an anticipated 43rd consecutive season of home sellouts. **MAY 7** — The Broncos and General Manager Brian Xanders part ways... Xanders had worked for the club since 2008 when he was hired as an assistant general manager... **MAY 17** — Former wide receiver Rod Smith is selected as the 23rd member of the Denver Broncos Ring of Fame... **SEPTEMBER 9** — Broncos win their season opener 31-19 over the Pittsburgh Steelers as Peyton Manning became the third (and fastest) player in NFL history to throw 400 touchdowns... **OCTOBER 15** — Tailing the San Diego Chargers 24-0 at halftime on *Monday Night Football*, the Broncos tie for the largest comeback in team history (and tie for the largest road comeback in NFL history) with a 35-24 win... **DECEMBER 26** — Five Broncos are named to the AFC Pro Bowl squad: cornerback Champ Bailey, tackle Ryan Clady, defensive end Elvis Dumervil, quarterback Peyton Manning and linebacker Von Miller... **DECEMBER 30** — Denver finishes the regular season with a 13-3 record and the AFC's No. 1 seed by completing a sweep of its AFC West opponents with a 38-3 win against the Kansas City Chiefs... Broncos Head Coach John Fox captures his 100th overall career win in the season finale and Denver ends the year on an 11-game win streak (all by 7-points to tie for the second-longest streak in league history).

## 2013

**JANUARY 12** — Denver's season ends with a 38-35 overtime loss to the eventual Super Bowl-champion Baltimore Ravens in the coldest playoff game (13°) in team history... **JANUARY 17** — Quarterbacks Coach Adam Gase is promoted to offensive coordinator after former O.C. Mike McCoy is hired as head coach of the San Diego Chargers... **JANUARY 26** — Offensive guard Zane Beadles and wide receiver Demaryius Thomas are added to the Pro Bowl roster to represent the first such honor of each of their careers... **FEBRUARY 2** — Quarterback Peyton Manning is named Associated Press Comeback Player of the Year in addition to receiving first-team All-Pro honors... **MAY 7** — Tom Heckert is hired as the team's director of pro personnel... **SEPTEMBER 5** — The Broncos host the NFL Kickoff Game against the Super Bowl-champion Baltimore Ravens and avenge their loss to the club with a 49-27 win in which quarterback Peyton Manning ties an NFL record with seven passing touchdowns... **NOVEMBER 4** — Head Coach John Fox undergoes a successful aortic valve replacement surgery after falling ill during the team's bye week. Defensive Coordinator Jack Del Rio is named the interim head coach and guides the Broncos to a 4-1 record during John Fox's recovery... **NOVEMBER 10** — The Broncos beat the Chargers 28-20 in Del Rio's debut as interim head coach and Owner Pat Bowlen earns his 300th career win to become the first owner in professional football history to reach 300 victories in 30 years... **NOVEMBER 19** — The Broncos break ground on a \$35 construction and renovation project at their team headquarters, including a new indoor practice facility west of the existing facility... **DECEMBER 8** — Head Coach John Fox returns to the sidelines during Denver's 51-28 wins against Tennessee that saw kicker Matt Prater boot an NFL-record 64-yard field goal... **DECEMBER 15** — Quarterback Peyton Manning is named *Sports Illustrated's* 2013 Sportsman of the Year... **DECEMBER 22** — The Broncos clinch their third consecutive AFC West title with a 37-13 win against Houston. Quarterback Peyton Manning breaks the single-season NFL record with his 51st passing touchdown of the season... **DECEMBER 29** — Denver closes out its regular season with a 34-14 win against Oakland. The Broncos end the year scoring the most points (606) in league history and Manning breaks the NFL single-season mark with 5,477 passing yards (and extends his single-season touchdown record to 55)... **JANUARY 19** — The Broncos earn their seventh Super Bowl trip in team history with a 26-16 win against New England in the AFC Championship Game. Manning becomes the third starting quarterback in NFL history to win a conference title with two different teams... **FEBRUARY 1** — Manning earns his NFL-record fifth Associated Press Most Valuable Player award... **FEBRUARY 2** — Head Coach John Fox becomes the sixth NFL coach to lead multiple teams to the Super Bowl as the Broncos find themselves on the losing end of a 43-8 game in Super Bowl XLVIII.

## ALL-TIME LOGOS



1960-61



1962-67



1968-96



1997-Pres.

## ALL-TIME HELMETS



1960-61



1962-66



1967



1968-1996



1997-Pres.

## ALL-TIME UNIFORMS



1960-61



1962-64



1965-66



1967




1968-96



Uniforms worn from 1968-96 had minor sock and jersey design variations in several seasons from the one displayed, which reflects the exact uniform worn in the late 1980s.

The Broncos switched back to orange jerseys (right) in 2012. The home navy jersey (left), which has been used since 1997, is still be worn as an alternate uniform by the team.







## ALL-TIME GAME RESULTS

(\* indicates night game)

### 1960

HEAD COACH: Frank Filchok

#### PRESEASON (0-5)

Day/Date	Score	W/L	Opponent	Location	Attend.
Fri., Aug. 5*	6-43	L	Boston Patriots	Providence, R.I.	4,706
Sat., Aug. 13*	14-31	L	Buffalo Bills	Rochester, N.Y.	6,200
Sat., Aug. 20*	3-42	L	Houston Oilers	Jeppesen Stadium	19,500
Sat., Aug. 27*	0-48	L	Dallas Texans	Little Rock, Ark.	5,500
Sat., Sept. 3*	30-36	L	Los Angeles Chargers	Los Angeles Coliseum	21,516
	53-192				57,422

#### REGULAR SEASON (4-9-1 overall / 4th AFL West / 2-4-1 home / 2-5 away)

Day/Date	Score	W/L	Opponent	Location	Attend.	Temp.	Den. QB	Opp. QB
Fri., Sept. 9*	13-10	W	Boston Patriots	Boston Univ. Field	21,597	78°	Tripucka	Songin
Sun., Sept. 18	27-21	W	Buffalo Bills	War Memorial Stadium	15,229	62°	Tripucka	O'Connell
Fri., Sept. 23*	24-28	L	New York Titans	Polo Grounds	20,462	70°	Tripucka	Dorow
Sun., Oct. 2	31-14	W	Oakland Raiders	Bears Stadium	18,372	71°	Tripucka	Flores
Sun., Oct. 16	19-23	L	Los Angeles Chargers	Bears Stadium	19,141	57°	Tripucka	Kemp
Sun., Oct. 23	31-24	W	Boston Patriots	Bears Stadium	12,683	69°	Tripucka	Songin
Sun., Oct. 30	14-17	L	Dallas Texans	Bears Stadium	13,002	45°	Tripucka	Davidson
Sun., Nov. 6	25-45	L	Houston Oilers	Bears Stadium	14,489	53°	Tripucka	Blanda
Sun., Nov. 13	7-34	L	Dallas Texans	Cotton Bowl	21,000	68°	Tripucka	Davidson
Sun., Nov. 20	10-20	L	Houston Oilers	Jeppesen Stadium	20,778	68°	Tripucka	Lee
Sun., Nov. 27	38-38	T	Buffalo Bills	Bears Stadium	7,785	37°	Tripucka	O'Connell
Sun., Dec. 4	27-30	L	New York Titans	Bears Stadium	5,861	33°	Tripucka	Dorow
Sat., Dec. 10	33-41	L	Los Angeles Chargers	Los Angeles Coliseum	9,928	62°	Tripucka	Kemp
Sat., Dec. 17	10-48	L	Oakland Raiders	Candlestick Park	7,000	50°	Tripucka	Flores
(Bye Oct. 9)	309-393				207,327			

### 1961

HEAD COACH: Frank Filchok

#### PRESEASON (1-4)

Day/Date	Score	W/L	Opponent	Location	Attend.
Sat., Aug. 12*	13-31	L	Dallas Texans	Midland, Texas	10,000
Sat., Aug. 19*	48-21	W	Oakland Raiders	Spokane, Washington	6,500
Fri., Aug. 25*	27-29	L	Dallas Texans	Fort Worth, Texas	21,710
Fri., Sept. 1*	10-42	L	Houston Oilers	Mobile, Alabama	10,087
Mon., Sept. 4	12-49	L	Oakland Raiders	Candlestick Park	6,300
	110-172				54,597

#### REGULAR SEASON (3-11 overall / 3rd AFL West / 2-5 home / 1-6 away)

Day/Date	Score	W/L	Opponent	Location	Attend.	Temp.	Den. QB	Opp. QB
Sun., Sept. 10	22-10	W	Buffalo Bills	War Memorial Stadium	16,636	85°	Tripucka	O'Connell
Sat., Sept. 16*	17-45	L	Boston Patriots	Boston Univ. Field	14,479	65°	Tripucka	Parilli
Sun., Sept. 24	28-35	L	New York Titans	Polo Grounds	14,381	80°	Tripucka	Dorow
Sun., Oct. 1	19-33	L	Oakland Raiders	Candlestick Park	8,361	73°	Herring	Flores
Sun., Oct. 8	12-19	L	Dallas Texans	Bears Stadium	14,500	44°	Tripucka	Davidson
Sun., Oct. 15	27-24	W	Oakland Raiders	Bears Stadium	11,129	75°	Tripucka	Flores
Sun., Oct. 22	27-10	W	New York Titans	Bears Stadium	12,508	57°	Tripucka	Dorow
Sun., Oct. 29	0-37	L	San Diego Chargers	Balboa Stadium	32,584	66°	Tripucka	Kemp
Sun., Nov. 5	14-55	L	Houston Oilers	Bears Stadium	11,564	35°	Tripucka	Blanda
Sun., Nov. 12	16-19	L	San Diego Chargers	Bears Stadium	7,859	30°	Tripucka	Kemp
Sun., Nov. 19	10-23	L	Buffalo Bills	Bears Stadium	7,645	29°	Tripucka	Green
Sun., Nov. 26	14-45	L	Houston Oilers	Jeppesen Stadium	27,874	80°	Herring	Blanda
Sun., Dec. 3	24-28	L	Boston Patriots	Bears Stadium	9,303	55°	Herring	Songin
Sun., Dec. 10	21-49	L	Dallas Texans	Cotton Bowl	8,000	50°	Herring	Davidson
(Bye Dec. 17)	251-432				196,823			

### 1962

HEAD COACH: Jack Faulkner

#### PRESEASON (2-2)

Day/Date	Score	W/L	Opponent	Location	Attend.
Fri., Aug. 10*	17-33	L	Houston Oilers	Atlanta, Ga.	11,500
Sat., Aug. 18*	24-31	L	San Diego Chargers	Balboa Stadium	19,168
Fri., Aug. 24*	27-24	W	Dallas Texans	Fort Worth, Texas	18,000
Fri., Aug. 31*	41-12	W	Oakland Raiders	Stockton, Calif.	5,000
	109-100				53,668

#### REGULAR SEASON (7-7 overall / 2nd AFL West / 3-4 home / 4-3 away)

Day/Date	Score	W/L	Opponent	Location	Attend.	Temp.	Den. QB	Opp. QB
Fri., Sept. 7*	30-21	W	San Diego Chargers	Univ. of Denver Stadium	28,000	70°	Tripucka	Kemp
Sat., Sept. 15*	23-20	W	Buffalo Bills	War Memorial Stadium	30,577	60°	Tripucka	Dorow
Fri., Sept. 21*	16-41	L	Boston Patriots	Boston Univ. Field	21,038	50°	Tripucka	Parilli
Sun., Sept. 30	32-10	W	New York Titans	Polo Grounds	17,213	66°	Tripucka	Grosscup
Fri., Oct. 5*	44-7	W	Oakland Raiders	Bears Stadium	22,452	56°	Shaw	Davidson
Sun., Oct. 14	23-6	W	Oakland Raiders	Frank Youell Field	7,000	60°	Tripucka	Davidson
Sun., Oct. 21	20-10	W	Houston Oilers	Bears Stadium	34,496	72°	Tripucka	Blanda
Sun., Oct. 28	38-45	L	Buffalo Bills	Bears Stadium	26,051	59°	Tripucka	Rabb
Sun., Nov. 4	23-20	W	San Diego Chargers	Balboa Stadium	20,827	63°	Tripucka	Hadl
Sun., Nov. 11	29-33	L	Boston Patriots	Bears Stadium	28,187	57°	Tripucka	Parilli

Sun., Nov. 18	3-24	L	Dallas Texans	Bears Stadium	23,523	26°	Tripucka	Dawson
Thu., Nov. 22	45-46	L	New York Titans	Bears Stadium	15,776	43°	Tripucka	Green
Sun., Dec. 2	17-34	L	Houston Oilers	Jeppesen Stadium	30,650	70°	Tripucka	Blanda
Sun., Dec. 9	10-17	L	Dallas Texans	Cotton Bowl	19,137	51°	Tripucka	Dawson
<i>(Bye Dec. 16)</i>					353-334	324,927		

## 1963

**HEAD COACH:** Jack Faulkner

### PRESEASON (2-3)

Day/Date	Score	W/L	Opponent	Location	Attend.	Temp.	Den. QB	Opp. QB
Sat., Aug. 3*	27-10	W	Houston Oilers	Univ. of Denver Stadium	11,445	62°	Slaughter	Blanda
Sun., Aug. 11	19-35	L	Oakland Raiders	Frank Youell Field	9,655	68°	Wood	Davidson
Sat., Aug. 17*	31-25	W	San Diego Chargers	Univ. of Denver Stadium	11,135	65°	Tripucka	Hadl
Fri., Aug. 23*	16-30	L	Kansas City Chiefs	Municipal Stadium	6,865	92°	Shaw	Dawson
Sat., Aug. 31*	14-21	L	Buffalo Bills	Winston-Salem, N.C.	7,000	78°	Tripucka	Kemp
107-121					46,100			

### REGULAR SEASON (2-11-1 overall / 4th AFL West / 2-5 home / 0-6-1 away)

Day/Date	Score	W/L	Opponent	Location	Attend.	Temp.	Den. QB	Opp. QB
Sat., Sept. 7*	7-59	L	Kansas City Chiefs	Univ. of Denver Stadium	21,115	70°	Tripucka	Dawson
Sat., Sept. 14*	14-20	L	Houston Oilers	Jeppesen Stadium	23,147	78°	Tripucka	Blanda
Sun., Sept. 29	14-10	W	Boston Patriots	Bears Stadium	18,636	76°	Slaughter	Parilli
Sun., Oct. 6	50-34	W	San Diego Chargers	Bears Stadium	18,428	80°	McCormick	Rote
Sun., Oct. 13	24-33	L	Houston Oilers	Bears Stadium	24,087	77°	McCormick	Blanda
Fri., Oct. 18*	21-40	L	Boston Patriots	Fenway Park	25,418	64°	Slaughter	Parilli
Sat., Oct. 26*	35-35	T	New York Jets	Polo Grounds	20,377	69°	Slaughter	Wood
Sun., Nov. 3	28-30	L	Buffalo Bills	Bears Stadium	19,424	51°	Slaughter	Kemp
Sat., Nov. 9*	17-27	L	Buffalo Bills	War Memorial Stadium	30,989	46°	Breaux	Kemp
Sun., Nov. 17	9-14	L	New York Jets	Bears Stadium	14,247	36°	Slaughter	Wood
Thu., Nov. 28	10-26	L	Oakland Raiders	Bears Stadium	14,763	40°	McCormick	Flores
Sun., Dec. 8	21-52	L	Kansas City Chiefs	Municipal Stadium	17,443	36°	Slaughter	Dawson
Sun., Dec. 15	31-35	L	Oakland Raiders	Frank Youell Field	15,223	44°	Slaughter	Flores
Sun., Dec. 22	20-58	L	San Diego Chargers	Balboa Stadium	31,312	69°	Breaux	Rote
<i>(Bye Sept. 22)</i>					301-473	298,213		

## 1964

**HEAD COACH:** Jack Faulkner (4 games) & Mac Speedie (10 games)

### PRESEASON (2-3)

Day/Date	Score	W/L	Opponent	Location	Attend.	Temp.	Den. QB	Opp. QB
Sat., Aug. 8*	20-34	L	San Diego Chargers	Balboa Stadium	26,293	72°	Slaughter	Rote
Fri., Aug. 14*	7-20	L	Oakland Raiders	Bears Stadium	13,545	78°	McCormick	Davidson
Thu., Aug. 20*	32-20	W	Houston Oilers	Jeppesen Stadium	32,127	80°	Lee	Blanda
Fri., Aug. 28*	10-14	L	Kansas City Chiefs	Farrington Field, Fort Worth, Texas	19,500	88°	Lee	Wilson
Sat., Sept. 5*	27-17	W	Boston Patriots	Univ. of Denver Stadium	20,568	76°	Lee	Parilli
96-105					112,033			

### REGULAR SEASON (2-11-1 overall / 4th AFL West / 2-4-1 home / 0-7 away)

Day/Date	Score	W/L	Opponent	Location	Attend.	Temp.	Den. QB	Opp. QB
Sat., Sept. 12*	6-30	L	New York Jets	Shea Stadium	45,665	64°	Lee	Wood
Sun., Sept. 20	13-30	L	Buffalo Bills	War Memorial Stadium	28,501	65°	Lee	Kemp
Sun., Sept. 27	17-38	L	Houston Oilers	Bears Stadium	22,651	63°	Lee	Blanda
Sun., Oct. 4	10-39	L	Boston Patriots	Bears Stadium	15,485	59°	Lee	Parilli
<i>— Jack Faulkner out, Mac Speedie in as head coach —</i>								
Sun., Oct. 11	33-27	W	Kansas City Chiefs	Bears Stadium	16,285	54°	Lee	Dawson
Sun., Oct. 18	14-42	L	San Diego Chargers	Balboa Stadium	23,332	73°	Lee	Hadl
Sun., Oct. 25	7-40	L	Oakland Raiders	Frank Youell Field	17,858	54°	Lee	Davidson
Sun., Nov. 1	39-49	L	Kansas City Chiefs	Municipal Stadium	15,053	73°	Slaughter	Dawson
Sun., Nov. 8	20-31	L	San Diego Chargers	Bears Stadium	19,670	73°	Lee	Hadl
Sun., Nov. 15	20-16	W	New York Jets	Bears Stadium	11,309	25°	Lee	Wood
Fri., Nov. 20*	7-12	L	Boston Patriots	Fenway Park	24,979	52°	Lee	Parilli
Sun., Nov. 29	20-20	T	Oakland Raiders	Bears Stadium	15,958	35°	Slaughter	Flores
Sun., Dec. 13	19-30	L	Buffalo Bills	Bears Stadium	14,431	38°	Slaughter	Lamonica
Sun., Dec. 20	15-34	L	Houston Oilers	Jeppesen Stadium	15,839	52°	Slaughter	Blanda
<i>(Bye Dec. 6)</i>					240-438	285,003		

## 1965

**HEAD COACH:** Mac Speedie

### PRESEASON (1-4)

Day/Date	Score	W/L	Opponent	Location	Attend.	Temp.	Den. QB	Opp. QB
Sat., Aug. 7*	24-30	L	Kansas City Chiefs	Univ. of Denver Stadium	17,707	77°	Slaughter	Dawson
Sat., Aug. 14*	27-17	W	Oakland Raiders	Univ. of Utah Stadium, S.L.C., Utah	18,000	68°	McCormick	Flores
Sat., Aug. 21*	6-21	L	San Diego Chargers	Univ. of Denver Stadium	18,913	62°	Lee	Breaux
Sat., Aug. 28*	3-25	L	Houston Oilers	Alamo Stadium, San Antonio, Texas	12,666	88°	Slaughter	Trull
Sat., Sept. 4*	20-30	L	Oakland Raiders	Hughes Stadium, Sacramento, Calif.	14,550	70°	McCormick	Flores
80-123					81,836			

### REGULAR SEASON (4-10 overall / 4th AFL West / 2-5 home / 2-5 away)

Day/Date	Score	W/L	Opponent	Location	Attend.	Temp.	Den. QB	Opp. QB
Sat., Sept. 11*	31-34	L	San Diego Chargers	Balboa Stadium	27,022	65°	Slaughter	Hadl
Sun., Sept. 19	15-30	L	Buffalo Bills	Bears Stadium	30,682	46°	Slaughter	Kemp
Fri., Sept. 24*	27-10	W	Boston Patriots	Fenway Park	26,782	69°	Slaughter	Parilli
Sun., Oct. 3	16-13	W	New York Jets	Bears Stadium	34,988	83°	McCormick	Namath
Sun., Oct. 10	23-31	L	Kansas City Chiefs	Bears Stadium	31,001	79°	Slaughter	Beathard
Sun., Oct. 17	28-17	W	Houston Oilers	Bears Stadium	32,492	56°	McCormick	Blanda
Sun., Oct. 24	13-31	L	Buffalo Bills	War Memorial Stadium	45,046	40°	McCormick	Kemp



Sun., Oct. 31	10-45	L	New York Jets	Shea Stadium	53,717	72°	Slaughter	Taliaferro
Sun., Nov. 7	21-35	L	San Diego Chargers	Bears Stadium	33,073	63°	Slaughter	Hadl
Sun., Nov. 14	31-21	W	Houston Oilers	Rice Stadium	28,126	76°	McCormick	Blanda
Sun., Nov. 21	20-28	L	Oakland Raiders	Bears Stadium	30,369	52°	McCormick	Flores
Sun., Dec. 5	13-24	L	Oakland Raiders	Frank Youell Field	19,023	51°	Slaughter	Flores
Sun., Dec. 12	20-28	L	Boston Patriots	Bears Stadium	27,207	48°	Lee	Parilli
Sun., Dec. 19	35-45	L	Kansas City Chiefs	Municipal Stadium	14,421	44°	McCormick	Dawson
<i>(Bye Nov. 28)</i>					435,778			

## 1966

**HEAD COACH:** Mac Speedie (2 games) & Ray Malavasi (12 games)

### PRESEASON (1-3)

Day/Date	Score	W/L	Opponent	Location	Attend.	Temp.	Den. QB	Opp. QB
Sat., Aug. 6*	30-32	L	Kansas City Chiefs	Univ. of Denver Stadium	17,771	80°	Slaughter	Dawson
Fri., Aug. 12*	3-25	L	Buffalo Bills	War Memorial Stadium	30,476	63°	Slaughter	Lamonica
Wed., Aug. 24*	28-16	W	Miami Dolphins	Memphis, Tenn.	18,442	68°	McCormick	Wilson, E.
Sun., Aug. 28	21-52	L	Oakland Raiders	Bears Stadium	14,074	84°	McCormick	Davidson
	82-126				80,763			

### REGULAR SEASON (4-10 overall / 4th AFL West / 3-4 home / 1-6 away)

Day/Date	Score	W/L	Opponent	Location	Attend.	Temp.	Den. QB	Opp. QB
Sat., Sept. 3*	7-45	L	Houston Oilers	Rice Stadium	30,156	85°	Slaughter	Blanda
Sun., Sept. 18	10-24	L	Boston Patriots	Bears Stadium	25,337	70°	McCormick	Parilli
<i>— Mac Speedie out, Ray Malavasi in as head coach —</i>								
Sun., Sept. 25	7-16	L	New York Jets	Bears Stadium	29,878	77°	McCormick	Namath
Sun., Oct. 2	40-38	W	Houston Oilers	Bears Stadium	27,203	77°	McCormick	Blanda
Sat., Oct. 8*	10-37	L	Kansas City Chiefs	Municipal Stadium	33,929	71°	McCormick	Dawson
Sun., Oct. 16	7-24	L	Miami Dolphins	Orange Bowl	23,393	82°	McCormick	Wilson
Sun., Oct. 23	10-56	L	Kansas City Chiefs	Bears Stadium	26,196	58°	Choboian	Dawson
Sun., Oct. 30	17-24	L	San Diego Chargers	Balboa Stadium	25,819	71°	Choboian	Hadl
Sun., Nov. 6	17-10	W	Boston Patriots	Fenway Park	18,154	42°	Choboian	Parilli
Sun., Nov. 20	3-17	L	Oakland Raiders	Bears Stadium	26,703	65°	Choboian	Flores
Sun., Nov. 27	20-17	W	San Diego Chargers	Bears Stadium	24,860	45°	Choboian	Tensi
Sun., Dec. 4	17-7	W	Miami Dolphins	Bears Stadium	32,592	49°	Choboian	Wood
Sun., Dec. 11	10-28	L	Oakland Raiders	Oakland-Alameda County Coliseum	31,765	55°	Choboian	Flores
Sun., Dec. 18	21-38	L	Buffalo Bills	War Memorial Stadium	40,538	39°	Glacken	Kemp
<i>(Bye Sept. 11 &amp; Nov. 13)</i>					395,997			

## 1967

**HEAD COACH:** Lou Saban

### PRESEASON (3-1)

Day/Date	Score	W/L	Opponent	Location	Attend.	Temp.	Den. QB	Opp. QB
Sat., July 29*	2-19	L	Miami Dolphins	Rubber Bowl, Akron, Ohio	7,000	73°	Kent	Norton
Sat., Aug. 5*	13-7	W	Detroit Lions (NFL)	Univ. of Denver Stadium	21,228	75°	Glacken	Sweetan
Fri., Aug. 18*	14-3	W	Minnesota Vikings (NFL)	Univ. of Denver Stadium	31,850	64°	Choboian	VanderKellen
Sun., Aug. 27	21-17	W	Oakland Raiders	North Platte, Neb.	6,500	88°	Tensi	Lamonica
	50-46				66,578			

### REGULAR SEASON (3-11 overall / 4th AFL West / 1-6 home / 2-5 away)

Day/Date	Score	W/L	Opponent	Location	Attend.	Temp.	Den. QB	Opp. QB
Sun., Sept. 3	26-21	W	Boston Patriots	Bears Stadium	35,488	82°	Tensi	Parilli
Sun., Sept. 10	0-51	L	Oakland Raiders	Oakland-Alameda County Coliseum	25,423	73°	Tensi	Lamonica
Sun., Sept. 17	21-35	L	Miami Dolphins	Orange Bowl	29,381	86°	Tensi	Stofa
Sun., Sept. 24	24-38	L	New York Jets	Bears Stadium	35,365	84°	Tensi	Namath
Sun., Oct. 1	6-10	L	Houston Oilers	Rice Stadium	21,798	80°	Tensi	Davis
Sun., Oct. 8	16-17	L	Buffalo Bills	Bears Stadium	35,188	68°	Leclair	Kemp
Sun., Oct. 22	21-38	L	San Diego Chargers	Bears Stadium	34,464	72°	Tensi	Hadl
Sun., Oct. 29	9-52	L	Kansas City Chiefs	Municipal Stadium	44,002	64°	Tensi	Dawson
Sun., Nov. 5	17-21	L	Oakland Raiders	Bears Stadium	29,043	39°	Tensi	Lamonica
Sun., Nov. 12	18-20	L	Houston Oilers	Bears Stadium	30,392	61°	Leclair	Beathard
Sun., Nov. 19	21-20	W	Buffalo Bills	War Memorial Stadium	30,891	33°	Tensi	Kemp
Thu., Nov. 23*	20-24	L	San Diego Chargers	San Diego Stadium	34,586	70°	Tensi	Hadl
Sun., Dec. 3	33-24	W	New York Jets	Shea Stadium	61,615	51°	Tensi	Namath
Sun., Dec. 17	24-38	L	Kansas City Chiefs	Bears Stadium	31,660	41°	Tensi	Dawson
<i>(Bye Oct. 15 &amp; Dec. 10)</i>					479,497			

## 1968

**HEAD COACH:** Lou Saban

### PRESEASON (1-4)

Day/Date	Score	W/L	Opponent	Location	Attend.	Temp.	Den. QB	Opp. QB
Sat., Aug. 10*	15-13	W	Cincinnati Bengals	Univ. of Denver Stadium	13,841	55°	Tensi	Stofa
Sat., Aug. 17*	16-39	L	Minnesota Vikings (NFL)	Univ. of Denver Stadium	20,901	77°	Tensi	Cuzzo
Fri., Aug. 23*	6-22	L	San Francisco 49ers (NFL)	Univ. of Denver Stadium	22,254	72°	Tensi	Brodie
Fri., Aug. 30*	3-6	L	San Diego Chargers	Alamo Stadium, San Antonio, Texas	10,328	82°	Leclair	Hadl
Sat., Sept. 7*	7-23	L	Oakland Raiders	Portland, Ore.	18,031	74°	McCormick	Lamonica
	47-103				85,355			

### REGULAR SEASON (5-9 overall / 4th AFL West / 3-4 home / 2-5 away)

Day/Date	Score	W/L	Opponent	Location	Attend.	Temp.	Den. QB	Opp. QB
Sun., Sept. 15	10-24	L	Cincinnati Bengals	Nippert Stadium	25,049	83°	McCormick	Stofa
Sun., Sept. 22	2-34	L	Kansas City Chiefs	Municipal Stadium	45,821	80°	Leclair	Dawson
Sun., Sept. 29	17-20	L	Boston Patriots	Bears Stadium	37,024	60°	Leclair	Taliaferro
Sun., Oct. 6	10-7	W	Cincinnati Bengals	Bears Stadium	41,257	72°	Briscoe	Stofa
Sun., Oct. 13	21-13	W	New York Jets	Shea Stadium	62,052	70°	Tensi	Namath

Sun., Oct. 20	24-55	L	San Diego Chargers	San Diego Stadium	42,953	73°	Tensi	Hadl
Sun., Oct. 27	21-14	W	Miami Dolphins	Bears Stadium	44,115	56°	Tensi	Griese
Sun., Nov. 3	35-14	W	Boston Patriots	Fenway Park	18,304	58°	Tensi	Taliaferro
Sun., Nov. 10	7-43	L	Oakland Raiders	Bears Stadium	50,002	38°	Tensi	Blanda
Sun., Nov. 17	17-38	L	Houston Oilers	Astrodome	36,075	Ind.	Tensi	Beathard
Sun., Nov. 24	34-32	W	Buffalo Bills	Bears Stadium	35,201	50°	Briscoe	Rutkowski
Sun., Dec. 1	23-47	L	San Diego Chargers	Bears Stadium	35,212	40°	Briscoe	Hadl
Sun., Dec. 8	27-33	L	Oakland Raiders	Oakland-Alameda County Coliseum	47,754	54°	Briscoe	Lamonica
Sat., Dec. 14	7-30	L	Kansas City Chiefs	Bears Stadium	38,463	51°	Briscoe	Dawson
(Bye Sept. 8)	255-404				559,382			

## 1969

**HEAD COACH:** Lou Saban

### PRESEASON (1-4)

Day/Date	Score	W/L	Opponent	Location	Attend.	Temp.	Den. QB	Opp. QB
Sat., Aug. 9*	6-26	L	Minnesota Vikings (NFL)	Metropolitan Stadium	45,916	81°	Tensi	Kapp
Sat., Aug. 16*	22-28	L	New Orleans Saints (NFL)	Mile High Stadium	28,356	76°	Liske	Kilmer
Sat., Aug. 23*	19-15	W	San Francisco 49ers (NFL)	Mile High Stadium	33,161	75°	Tensi	Brodie
Sat., Aug. 31	10-26	L	Boston Patriots	Jacksonville, Fla.	18,375	87°	Tensi	Taliaferro
Sat., Sept. 6*	11-13	L	Cincinnati Bengals	Nippert Stadium	24,020	80°	Tensi	Cook
	68-108				149,828			

### REGULAR SEASON (5-8-1 overall / 4th AFL West / 4-2-1 home / 1-6 away)

Day/Date	Score	W/L	Opponent	Location	Attend.	Temp.	Den. QB	Opp. QB
Sun., Sept. 14	35-7	W	Boston Patriots	Mile High Stadium	43,482	79°	Tensi	Taliaferro
Sun., Sept. 21	21-19	W	New York Jets	Mile High Stadium	50,583	76°	Tensi	Namath
Sun., Sept. 28	28-41	L	Buffalo Bills	War Memorial Stadium	40,302	57°	Liske	Kemp
Sun., Oct. 5	13-26	L	Kansas City Chiefs	Mile High Stadium	50,564	40°	Tensi	Livingston
Sun., Oct. 12	14-24	L	Oakland Raiders	Mile High Stadium	49,511	22°	Tensi	Lamonica
Sun., Oct. 19	30-23	W	Cincinnati Bengals	Nippert Stadium	27,920	70°	Tensi	Wyche
Sun., Oct. 26	21-24	L	Houston Oilers	Astrodome	45,348	Ind.	Tensi	Beathard
Sun., Nov. 2	13-0	W	San Diego Chargers	Mile High Stadium	45,511	32°	Tensi	Hadl
Sun., Nov. 9	10-41	L	Oakland Raiders	Oakland-Alameda County Coliseum	54,416	69°	Tensi	Lamonica
Sun., Nov. 16	20-20	T	Houston Oilers	Mile High Stadium	45,002	57°	Tensi	Trull
Sun., Nov. 23	24-45	L	San Diego Chargers	San Diego Stadium	34,664	75°	Tensi	Domres
Thu., Nov. 27	17-31	L	Kansas City Chiefs	Municipal Stadium	48,773	37°	Tensi	Dawson
Sun., Dec. 7	24-27	L	Miami Dolphins	Orange Bowl	25,332	75°	Tensi	Norton
Sun., Dec. 14	27-16	W	Cincinnati Bengals	Mile High Stadium	42,198	64°	Liske	Cook
	297-344				603,606			

## 1970

**HEAD COACH:** Lou Saban

### PRESEASON (3-2)

Day/Date	Score	W/L	Opponent	Location	Attend.	Temp.	Den. QB	Opp. QB
Sat., Aug. 15*	26-16	W	St. Louis Cardinals	Mile High Stadium	36,327	68°	Liske	Hart
Sat., Aug. 22*	7-24	L	Baltimore Colts	Mile High Stadium	42,499	76°	Liske	Unitas
Sat., Aug. 29*	7-23	L	San Francisco 49ers	Autzen Stadium, Eugene, Ore.	26,238	70°	Liske	Brodie
Sat., Sept. 5*	30-17	W	Chicago Bears	Mile High Stadium	42,733	71°	Liske	Douglas
Fri., Sept. 11*	16-14	W	Boston Patriots	Ute Stadium, Salt Lake City, Utah	17,832	79°	Liske	Taliaferro
	86-94				165,269			

### REGULAR SEASON (5-8-1 overall / 4th AFC West (1-4-1 Div.) / 3-3-1 home / 2-5 away)

Day/Date	Score	W/L	Opponent	Location	Attend.	Temp.	Den. QB	Opp. QB
Sun., Sept. 20	25-10	W	Buffalo Bills	War Memorial Stadium	34,882	75°	Liske	Darragh
Sun., Sept. 27	16-13	W	Pittsburgh Steelers	Mile High Stadium	50,705	64°	Liske	Bradshaw
Sun., Oct. 4	26-13	W	Kansas City Chiefs	Mile High Stadium	50,705	79°	Liske	Dawson
Sun., Oct. 11	23-35	L	Oakland Raiders	Oakland-Alameda County Coliseum	54,436	62°	Liske	Lamonica
Sun., Oct. 18	24-10	W	Atlanta Falcons	Mile High Stadium	50,705	61°	Liske	Berry
Sun., Oct. 25	14-19	L	San Francisco 49ers	Kezar Stadium	39,515	58°	Liske	Brodie
Sun., Nov. 1	3-19	L	Washington Redskins	Mile High Stadium	50,705	40°	Liske	Jurgensen
Sun., Nov. 8	21-24	L	San Diego Chargers	San Diego Stadium	48,327	70°	Tensi	Hadl
Sun., Nov. 15	19-24	L	Oakland Raiders	Mile High Stadium	50,959	50°	Tensi	Lamonica
Sun., Nov. 22	31-6	W	New Orleans Saints	Tulane Stadium	66,837	72°	Liske	Kilmer
Sun., Nov. 29	21-31	L	Houston Oilers	Astrodome	35,733	Ind.	Liske	Johnson, C.
Sun., Dec. 6	0-16	L	Kansas City Chiefs	Municipal Stadium	50,454	38°	Pastrana	Dawson
Sun., Dec. 13	17-17	T	San Diego Chargers	Mile High Stadium	50,959	48°	Pastrana	Hadl
Sun., Dec. 20	13-27	L	Cleveland Browns	Mile High Stadium	51,001	40°	Pastrana	Nelsen
	253-264				685,923			

## 1971

**HEAD COACH:** Lou Saban (9 games) & Jerry Smith (5 games)

### PRESEASON (1-4)

Day/Date	Score	W/L	Opponent	Location	Attend.	Temp.	Den. QB	Opp. QB
Sat., Aug. 14*	13-17	L	Washington Redskins	Mile High Stadium	42,561	69°	Horn	Jurgensen
Sat., Aug. 21*	10-27	L	Atlanta Falcons	Memorial Stadium, Memphis, Tenn.	22,474	85°	Horn	Berry
Sat., Aug. 28*	17-33	L	San Francisco 49ers	Joe Albi Stadium, Spokane, Wash.	33,184	80°	Horn	Spurrier
Sat., Sept. 4*	14-7	W	Minnesota Vikings	Mile High Stadium	43,000	63°	Horn	Snead
Sun., Sept. 12*	17-33	L	Chicago Bears	Soldier Field	47,215	64°	Horn	Concannon
	71-117				188,434			

### REGULAR SEASON (4-9-1 overall / 4th AFC West (1-5 Div.) / 2-4-1 home / 2-5 away)

Day/Date	Score	W/L	Opponent	Location	Attend.	Temp.	Den. QB	Opp. QB
Sun., Sept. 19	10-10	T	Miami Dolphins	Mile High Stadium	51,228	49°	Horn	Griese
Sun., Sept. 26	13-34	L	Green Bay Packers	Milwaukee County Stadium	47,957	59°	Horn	Hunter
Sun., Oct. 3	3-16	L	Kansas City Chiefs	Mile High Stadium	51,200	64°	Horn	Dawson
Sun., Oct. 10	16-27	L	Oakland Raiders	Mile High Stadium	51,200	82°	Horn	Lamonica
Sun., Oct. 17	20-16	W	San Diego Chargers	Mile High Stadium	51,200	62°	Horn	Hadl

Sun., Oct. 24	27-0	W	Cleveland Browns	Cleveland Stadium	75,674	60°	Horn	Nelsen
Sun., Oct. 31	16-17	L	Philadelphia Eagles	Veterans Stadium	65,358	63°	Horn	Arrington
Sun., Nov. 7	20-24	L	Detroit Lions	Mile High Stadium	51,200	58°	Horn	Landry
Sun., Nov. 14	10-24	L	Cincinnati Bengals — Lou Saban out, Jerry Smith in as head coach —	Mile High Stadium	51,200	56°	Horn	Carter
Sun., Nov. 21	10-28	L	Kansas City Chiefs	Municipal Stadium	49,945	41°	Ramsey	Dawson
Sun., Nov. 28	22-10	W	Pittsburgh Steelers	Three Rivers Stadium	39,710	42°	Ramsey	Bradshaw
Sun., Dec. 5	6-3	W	Chicago Bears	Mile High Stadium	51,200	50°	Ramsey	Douglass
Sun., Dec. 12	17-45	L	San Diego Chargers	San Diego Stadium	44,347	63°	Ramsey	Hadi
Sun., Dec. 19	13-21	L	Oakland Raiders	Oakland-Alameda County Coliseum	54,651	48°	Ramsey	Lamonica
	203-275				736,042			

## 1972

**HEAD COACH:** John Ralston

### PRESEASON (2-3)

Day/Date	Score	W/L	Opponent	Location	Attend.	Temp.	Den. QB	Opp. QB
Fri., Aug. 11*	0-41	L	Washington Redskins	RFK Stadium	46,043	75°	Horn	Kilmer
Sat., Aug. 19*	13-17	L	St. Louis Cardinals	Busch Stadium	34,506	87°	Ramsey	Cuzzo
Sun., Aug. 27	27-24	W	San Francisco 49ers	Candlestick Park	58,115	69°	Johnson	Brodie
Sat., Sept. 2*	49-24	W	New England Patriots	Mile High Stadium	37,128	64°	Ramsey	Plunkett
Sun., Sept. 10	13-20	L	Baltimore Colts	Mile High Stadium	49,605	80°	Johnson	Unitas
	102-126				225,397			

### REGULAR SEASON (5-9 overall / 3rd AFC West (2-4 Div.) / 3-4 home / 2-5 away)

Day/Date	Score	W/L	Opponent	Location	Attend.	Temp.	Den. QB	Opp. QB
Sun., Sept. 17	30-17	W	Houston Oilers	Mile High Stadium	51,656	84°	Ramsey	Pastorini
Sun., Sept. 24	14-37	L	San Diego Chargers	San Diego Stadium	49,048	70°	Ramsey	Hadi
Sun., Oct. 1	24-45	L	Kansas City Chiefs	Mile High Stadium	51,656	80°	Ramsey	Dawson
Sun., Oct. 8	10-21	L	Cincinnati Bengals	Riverfront Stadium	55,812	67°	Ramsey	Anderson
Sun., Oct. 15	20-23	L	Minnesota Vikings	Mile High Stadium	51,656	79°	Ramsey	Tarkenton
Sun., Oct. 22	30-23	W	Oakland Raiders	Oakland-Alameda County Coliseum	53,551	59°	Johnson	Lamonica
Sun., Oct. 29	20-27	L	Cleveland Browns	Mile High Stadium	51,656	37°	Johnson	Phipps
Sun., Nov. 5	17-29	L	New York Giants	Yankee Stadium	62,689	44°	Johnson	Snead
Sun., Nov. 12	16-10	W	Los Angeles Rams	L.A. Coliseum	65,398	68°	Johnson	Gabriel
Sun., Nov. 19	20-37	L	Oakland Raiders	Mile High Stadium	51,656	43°	Johnson	Lamonica
Sun., Nov. 26	20-23	L	Atlanta Falcons	Atlanta Stadium	58,850	43°	Johnson	Berry
Sun., Dec. 3	21-24	L	Kansas City Chiefs	Arrowhead Stadium	66,725	20°	Johnson	Dawson
Sun., Dec. 10	38-13	W	San Diego Chargers	Mile High Stadium	51,478	9°	Johnson	Hadi
Sun., Dec. 17	45-21	W	New England Patriots	Mile High Stadium	51,656	47°	Johnson	Plunkett
	325-350				773,487			

## 1973

**HEAD COACH:** John Ralston

### PRESEASON (2-3)

Day/Date	Score	W/L	Opponent	Location	Attend.	Temp.	Den. QB	Opp. QB
Fri., Aug. 10*	10-14	L	Washington Redskins	RFK Stadium	38,923	87°	Johnson	Kilmer
Sat., Aug. 18*	38-17	W	St. Louis Cardinals	Mile High Stadium	39,088	82°	Ernst	Hart
Sun., Aug. 26	7-43	L	San Francisco 49ers	Candlestick Park	59,097	66°	Ramsey	Spurrier
Fri., Aug. 31*	16-14	W	Buffalo Bills	Mile High Stadium	42,336	71°	Johnson	Ferguson
Sun., Sept. 9	10-17	L	Baltimore Colts	Mile High Stadium	41,860	68°	Johnson	Domres
	81-105				221,315			

### REGULAR SEASON (7-5-2 overall / 3rd AFC West (3-2-1 Div.) / 3-3-1 home / 4-2-1 away)

Day/Date	Score	W/L	Opponent	Location	Attend.	Temp.	Den. QB	Opp. QB
Sun., Sept. 16	28-10	W	Cincinnati Bengals	Mile High Stadium	49,059	45°	Johnson	Anderson
Sun., Sept. 23	34-36	L	San Francisco 49ers	Mile High Stadium	51,706	82°	Johnson	Brodie
Sun., Sept. 30	14-33	L	Chicago Bears	Mile High Stadium	51,159	74°	Johnson	Douglass
Sun., Oct. 7	14-16	L	Kansas City Chiefs	Arrowhead Stadium	71,414	72°	Johnson	Dawson
Sun., Oct. 14	48-20	W	Houston Oilers	Astrodome	32,801	Ind.	Johnson	Pastorini
Mon., Oct. 22*	23-23	T	Oakland Raiders	Mile High Stadium	51,270	65°	Johnson	Stabler
Sun., Oct. 28	40-28	W	New York Jets	Shea Stadium	55,108	54°	Johnson	Demory
Sun., Nov. 4	17-17	T	St. Louis Cardinals	Busch Stadium	46,565	48°	Johnson	Hart
Sun., Nov. 11	30-19	W	San Diego Chargers	Mile High Stadium	51,034	73°	Johnson	Clark, W.
Sun., Nov. 18	23-13	W	Pittsburgh Steelers	Three Rivers Stadium	48,580	43°	Johnson	Hanratty
Sun., Nov. 25	14-10	W	Kansas City Chiefs	Mile High Stadium	51,331	45°	Johnson	Livingston
Sun., Dec. 2	10-22	L	Dallas Cowboys	Mile High Stadium	51,508	54°	Johnson	Staubach
Sun., Dec. 9	42-28	W	San Diego Chargers	San Diego Stadium	44,954	78°	Johnson	Fouts
Sun., Dec. 16	17-21	L	Oakland Raiders	Oakland-Alameda County Coliseum	51,910	49°	Johnson	Stabler
	354-296				708,399			

## 1974

**HEAD COACH:** John Ralston

### PRESEASON (4-2)

Day/Date	Score	W/L	Opponent	Location	Attend.	Temp.	Den. QB	Opp. QB
Sat., Aug. 3*	19-41	L	New York Jets	Mile High Stadium	27,599	73°	Hufnagel	Jones, J.
Sat., Aug. 10*	27-21	W	Minnesota Vikings	Mile High Stadium	23,822	71°	Hufnagel	Kaye
Sun., Aug. 18	10-3	W	San Francisco 49ers	Candlestick Park	29,908	66°	Hufnagel	Owen
Sat., Aug. 24*	31-21	W	Green Bay Packers	Lambeau Field	56,257	61°	Johnson	Tagge
Sat., Aug. 31*	27-21	W	New England Patriots	Joe Albi Stadium, Spokane, Wash.	18,000	78°	Johnson	Plunkett
Sun., Sept. 8*	14-20	L	Atlanta Falcons	Mile High Stadium	43,253	78°	Johnson	Lee
	128-127				198,839			

### REGULAR SEASON (7-6-1 overall / 2nd AFC West (3-3 Div.) / 3-3-1 home / 4-3 away)

Day/Date	Score	W/L	Opponent	Location	Attend.	Temp.	Den. QB	Opp. QB
Sun., Sept. 15	10-17	L	Los Angeles Rams	Mile High Stadium	56,981	65°	Johnson	Hadi
Sun., Sept. 22	35-35	T	Pittsburgh Steelers (OT)	Mile High Stadium	50,858	74°	Johnson	Gilliam
Mon., Sept. 30*	3-30	L	Washington Redskins	RFK Stadium	54,395	67°	Johnson	Kilmer

Sun., Oct. 6	17-14	W	Kansas City Chiefs	Arrowhead Stadium	67,298	52°	Johnson	Livingston
Sun., Oct. 13	33-17	W	New Orleans Saints	Mile High Stadium	50,751	66°	Ramsey	Manning, A.
Sun., Oct. 20	27-7	W	San Diego Chargers	Mile High Stadium	50,748	75°	Johnson	Fouts
Sun., Oct. 27	21-23	L	Cleveland Browns	Cleveland Stadium	60,478	61°	Johnson	Phipps
Sun., Nov. 3	17-28	L	Oakland Raiders	Mile High Stadium	45,766	33°	Johnson	Stabler
Sun., Nov. 10	17-6	W	Baltimore Colts	Memorial Stadium	32,244	58°	Johnson	Domres
Mon., Nov. 18*	34-42	L	Kansas City Chiefs	Mile High Stadium	50,236	50°	Johnson	Dawson
Sun., Nov. 24	20-17	W	Oakland Raiders	Oakland-Alameda County Coliseum	51,224	62°	Johnson	Stabler
Thu., Nov. 28	31-27	W	Detroit Lions	Tiger Stadium	51,157	34°	Johnson	Landry
Sun., Dec. 8	37-14	W	Houston Oilers	Mile High Stadium	46,942	36°	Johnson	Patofrini
Sun., Dec. 15	0-17	L	San Diego Chargers	San Diego Stadium	35,756	70°	Ramsey	Freitas
	302-294				704,834			

## 1975

**HEAD COACH:** John Ralston

### PRESEASON (3-3)

Day/Date	Score	W/L	Opponent	Location	Attend.	Temp.	Den. QB	Opp. QB
Sat., Aug. 9*	20-23	L	Baltimore Colts	Mile High Stadium	35,269	86°	Hufnagel	Jones, B.
Sat., Aug. 16*	21-24	L	New Orleans Saints	Superdome	40,089	Ind.	Ramsey	Manning, A.
Sat., Aug. 23*	27-21	W	Houston Oilers	Mile High Stadium	33,813	83°	Hufnagel	Dickey
Sat., Aug. 30*	13-0	W	Chicago Bears	Soldier Field	30,128	68°	Ramsey	Douglass
Sun., Sept. 7	10-44	L	San Francisco 49ers	Candlestick Park	45,686	62°	Johnson	Snead
Sun., Sept. 14	21-17	W	St. Louis Cardinals	Mile High Stadium	45,631	73°	Johnson	Hart
	112-129				230,616			

### REGULAR SEASON (6-8 overall / 2nd AFC West (3-3 Div.) / 5-2 home / 1-6 away)

Day/Date	Score	W/L	Opponent	Location	Attend.	Temp.	Den. QB	Opp. QB
Sun., Sept. 21	37-33	W	Kansas City Chiefs	Mile High Stadium	51,858	58°	Johnson	Livingston
Mon., Sept. 29*	23-13	W	Green Bay Packers	Mile High Stadium	52,491	64°	Johnson	Hadl
Sun., Oct. 5	14-38	L	Buffalo Bills	Rich Stadium	79,798	70°	Johnson	Ferguson
Sun., Oct. 12	9-20	L	Pittsburgh Steelers	Three Rivers Stadium	49,164	56°	Johnson	Bradshaw
Sun., Oct. 19	16-15	W	Cleveland Browns	Mile High Stadium	52,540	77°	Johnson	Phipps
Sun., Oct. 26	13-26	L	Kansas City Chiefs	Arrowhead Stadium	70,043	55°	Johnson	Livingston
Sun., Nov. 2	17-42	L	Oakland Raiders	Mile High Stadium	52,330	62°	Ramsey	Stabler
Sun., Nov. 9	16-17	L	Cincinnati Bengals	Mile High Stadium	49,702	36°	Ramsey	Anderson
Sun., Nov. 16	27-17	W	San Diego Chargers	San Diego Stadium	26,048	70°	Ramsey	Fouts
Sun., Nov. 23	21-35	L	Atlanta Falcons	Atlanta-Fulton County Stadium	28,686	39°	Ramsey	Bradkowski
Sun., Nov. 30	13-10	W	San Diego Chargers (OT)	Mile High Stadium	44,982	33°	Ramsey	Freitas
Mon., Dec. 8*	10-17	L	Oakland Raiders	Oakland-Alameda County Coliseum	51,075	57°	Hufnagel	Stabler
Sun., Dec. 14	25-10	W	Philadelphia Eagles	Mile High Stadium	36,860	18°	Ramsey	Boryla
Sat., Dec. 20	13-14	L	Miami Dolphins	Orange Bowl	43,064	75°	Ramsey	Strock
	254-307				688,641			

## 1976

**HEAD COACH:** John Ralston

### PRESEASON (5-2)

Day/Date	Score	W/L	Opponent	Location	Attend.	Temp.	Den. QB	Opp. QB
Sat., July 24	10-7	W	Detroit Lions	Fawcett Stadium (Canton, Ohio; Hall of Fame Game)	17,639	78°	Ramsey	Reed
Sat., July 31*	14-15	L	Chicago Bears	Mile High Stadium	22,495	73°	Hufnagel	Avellini
Sun., Aug. 8	7-17	L	San Francisco 49ers	Candlestick Park	40,052	65°	Ramsey	Bull
Sat., Aug. 14*	13-9	W	Dallas Cowboys	Texas Stadium	54,567	97°	Ramsey	Staubach
Sat., Aug. 21*	52-7	W	Seattle Seahawks	Mile High Stadium	22,887	84°	Ramsey	Zorn
Sat., Aug. 28*	21-17	W	St. Louis Cardinals	Busch Stadium	39,808	85°	Ramsey	Hart
Sun., Sept. 5	30-17	W	Minnesota Vikings	Mile High Stadium	52,129	87°	Ramsey	Tarkenton
	146-89				249,577			

### REGULAR SEASON (9-5 overall / 2nd AFC West (5-2 Div.) / 6-1 home / 3-4 away)

Day/Date	Score	W/L	Opponent	Location	Attend.	Temp.	Den. QB	Opp. QB
Sun., Sept. 12	7-17	L	Cincinnati Bengals	Riverfront Stadium	53,464	73°	Ramsey	Anderson
Sun., Sept. 19	46-3	W	New York Jets	Mile High Stadium	62,519	58°	Ramsey	Namath
Sun., Sept. 26	44-13	W	Cleveland Browns	Mile High Stadium	62,758	58°	Ramsey	Sipe
Sun., Oct. 3	26-0	W	San Diego Chargers	Mile High Stadium	62,486	71°	Ramsey	Fouts
Sun., Oct. 10	3-17	L	Houston Oilers	Astrodome	47,928	Ind.	Ramsey	Pastorini
Sun., Oct. 17	10-17	L	Oakland Raiders	Mile High Stadium	63,241	69°	Ramsey	Stabler
Sun., Oct. 24	35-26	W	Kansas City Chiefs	Arrowhead Stadium	57,961	43°	Ramsey	Livingston
Sun., Oct. 31	6-19	L	Oakland Raiders	Oakland-Alameda County Coliseum	52,169	62°	Ramsey	Stabler
Sun., Nov. 7	48-13	W	Tampa Bay Buccaneers	Mile High Stadium	62,503	57°	Ramsey	Spurrier
Sun., Nov. 14	17-0	W	San Diego Chargers	San Diego Stadium	32,017	66°	Ramsey	Fouts
Sun., Nov. 21	14-13	W	New York Giants	Mile High Stadium	62,961	40°	Ramsey	Morton
Sun., Nov. 28	14-38	L	New England Patriots	Schaefer Stadium	61,128	56°	Ramsey	Grogan
Sun., Dec. 5	17-16	W	Kansas City Chiefs	Mile High Stadium	57,995	34°	Penrose	Livingston
Sun., Dec. 12	28-14	W	Chicago Bears	Soldier Field	44,459	30°	Penrose	Avellini
	315-206				783,589			

## 1977

**HEAD COACH:** Red Miller

### PRESEASON (5-1)

Day/Date	Score	W/L	Opponent	Location	Attend.	Temp.	Den. QB	Opp. QB
Fri., Aug. 5*	14-8	W	Baltimore Colts	Mile High Stadium	40,059	68°	Morton	Jones, B.
Sat., Aug. 13*	15-7	W	St. Louis Cardinals	Mile High Stadium	44,001	79°	Weese	Wells
Sat., Aug. 20*	10-2	W	Atlanta Falcons	Atlanta-Fulton County Stadium	21,239	78°	Penrose	McQuiken
Sat., Aug. 28*	24-28	L	Philadelphia Eagles	Veterans Stadium	29,532	86°	Spurrier	Jaworski
Fri., Sept. 2*	27-10	W	Seattle Seahawks	Kingdome	54,916	Ind.	Morton	Zorn
Sat., Sept. 10*	20-0	W	San Francisco 49ers	Candlestick Park	36,441	66°	Morton	Plunkett
	110-55				226,188			

**REGULAR SEASON (12-2 overall / 1st AFC West (6-1 Div.) / 6-1 home / 6-1 away)**

Day/Date	Score	W/L	Opponent	Location	Attend.	Temp.	Den. QB	Opp. QB
Sun., Sept. 18	7-0	W	St. Louis Cardinals	Mile High Stadium	75,002	71°	Morton	Hart
Sun., Sept. 25	26-6	W	Buffalo Bills	Mile High Stadium	74,737	80°	Morton	Ferguson
Sun., Oct. 2	24-13	W	Seattle Seahawks	Kingdome	53,108	Ind.	Morton	Myer
Sun., Oct. 9	23-7	W	Kansas City Chiefs	Mile High Stadium	74,718	68°	Morton	Livingston
Sun., Oct. 16	30-7	W	Oakland Raiders	Oakland-Alameda County Coliseum	53,616	62°	Morton	Stabler
Sun., Oct. 23	24-13	W	Cincinnati Bengals	Riverfront Stadium	54,395	59°	Morton	Reaves
Sun., Oct. 30	14-24	L	Oakland Raiders	Mile High Stadium	75,007	67°	Morton	Stabler
Sun., Nov. 6	21-7	W	Pittsburgh Steelers	Mile High Stadium	74,967	62°	Morton	Bradshaw
Sun., Nov. 13	17-14	W	San Diego Chargers	San Diego Stadium	45,211	73°	Morton	Harris, J.
Sun., Nov. 20	14-7	W	Kansas City Chiefs	Arrowhead Stadium	54,050	52°	Morton	Livingston
Sun., Nov. 27	27-13	W	Baltimore Colts	Mile High Stadium	74,939	47°	Morton	Jones, B.
Sun., Dec. 4	24-14	W	Houston Oilers	Astrodome	46,875	Ind.	Morton	Pastorini
Sun., Dec. 11	17-9	W	San Diego Chargers	Mile High Stadium	74,905	64°	Morton	Fouts
Sun., Dec. 18	6-14	L	Dallas Cowboys	Texas Stadium	63,752	77°	Morton	Staubach

274-148

**1977 AFC DIVISIONAL PLAYOFF GAME**

Sat., Dec. 24	34-21	W	Pittsburgh Steelers	Mile High Stadium	75,011	43°	Morton	Bradshaw
---------------	-------	---	---------------------	-------------------	--------	-----	--------	----------

**1977 AFC CHAMPIONSHIP GAME**

Sun., Jan. 1	20-17	W	Oakland Raiders	Mile High Stadium	74,982	18°	Morton	Stabler
--------------	-------	---	-----------------	-------------------	--------	-----	--------	---------

**SUPER BOWL XII**

Sun., Jan. 15	10-27	L	Dallas Cowboys	Louisiana Superdome, New Orleans	75,583	Ind.	Morton	Staubach
---------------	-------	---	----------------	----------------------------------	--------	------	--------	----------

**1978**
**HEAD COACH:** Red Miller

**PRESEASON (2-2)**

Day/Date	Score	W/L	Opponent	Location	Attend.	Temp.	Den. QB	Opp. QB
Sat., Aug. 5*	17-12	W	Houston Oilers	Astrodome	48,027	Ind.	Morton	Pastorini
Sat., Aug. 12*	14-21	L	Dallas Cowboys	Mile High Stadium	74,619	91°	Morton	Staubach
Sat., Aug. 19*	23-13	W	Buffalo Bills	Rich Stadium	18,301	82°	Morton	Johnson, K.
Fri., Aug. 25*	13-24	L	San Francisco 49ers	Mile High Stadium	73,559	75°	Morton	Plunkett
	67-70				214,506			

**REGULAR SEASON (10-6 overall / 1st AFC West (7-1 Div.) / 6-2 home / 4-4 away)**

Day/Date	Score	W/L	Opponent	Location	Attend.	Temp.	Den. QB	Opp. QB
Sun., Sept. 3	14-6	W	Oakland Raiders	Mile High Stadium	74,904	90°	Morton	Stabler
Mon., Sept. 11*	9-12	L	Minnesota Vikings (OT)	Metropolitan Stadium	46,508	79°	Morton	Tarkenton
Sun., Sept. 17	27-14	W	San Diego Chargers	Mile High Stadium	74,983	70°	Morton	Fouts
Sun., Sept. 24	23-17	W	Kansas City Chiefs (OT)	Arrowhead Stadium	60,593	83°	Morton	Livingston
Sun., Oct. 1	28-7	W	Seattle Seahawks	Mile High Stadium	74,989	83°	Weese	Zorn
Sun., Oct. 8	0-23	L	San Diego Chargers	San Diego Stadium	50,077	73°	Morton	Fouts
Mon., Oct. 16*	16-7	W	Chicago Bears	Mile High Stadium	75,008	65°	Penrose	Avellini
Sun., Oct. 22	6-7	L	Baltimore Colts	Memorial Stadium	54,057	75°	Morton	Troup
Sun., Oct. 29	20-17	W	Seattle Seahawks (OT)	Kingdome	62,948	Ind.	Morton	Zorn
Sun., Nov. 5	28-31	L	New York Jets	Mile High Stadium	74,983	49°	Penrose	Robinson, M.
Sun., Nov. 12	19-7	W	Cleveland Browns	Cleveland Stadium	70,856	48°	Morton	Sipe
Sun., Nov. 19	16-3	W	Green Bay Packers	Mile High Stadium	74,965	35°	Morton	Whitehurst
Thu., Nov. 23	14-17	L	Detroit Lions	Silverdome	71,785	Ind.	Morton	Danielson
Sun., Dec. 3*	21-6	W	Oakland Raiders	Oakland-Alameda County Coliseum	53,932	52°	Morton	Stabler
Sun., Dec. 10	24-3	W	Kansas City Chiefs	Mile High Stadium	74,149	35°	Morton	Livingston
Sat., Dec. 16	17-21	L	Pittsburgh Steelers	Mile High Stadium	74,104	35°	Morton	Bradshaw
	282-198				1,067,693			

**1978 AFC DIVISIONAL PLAYOFF GAME**

Sat., Dec. 30	10-33	L	Pittsburgh Steelers	Three Rivers Stadium	48,921	33°	Morton	Bradshaw
---------------	-------	---	---------------------	----------------------	--------	-----	--------	----------

**1979**
**HEAD COACH:** Red Miller

**PRESEASON (3-1)**

Day/Date	Score	W/L	Opponent	Location	Attend.	Temp.	Den. QB	Opp. QB
Sat., Aug. 4*	6-7	L	Dallas Cowboys	Texas Stadium	61,192	91°	Weese	Staubach
Sat., Aug. 11*	13-6	W	Washington Redskins	Mile High Stadium	58,799	78°	Morton	Theismann
Sat., Aug. 18*	21-0	W	San Francisco 49ers	Candlestick Park	34,133	60°	Penrose	Montana
Fri., Aug. 24*	20-17	W	New England Patriots (OT)	Mile High Stadium	75,103	69°	Weese	Grogan
	60-30				229,227			

**REGULAR SEASON (10-6 overall / 2nd AFC West (4-4 Div.) / 6-2 home / 4-4 away)**

Day/Date	Score	W/L	Opponent	Location	Attend.	Temp.	Den. QB	Opp. QB
Sun., Sept. 2	10-0	W	Cincinnati Bengals	Mile High Stadium	74,788	85°	Weese	Anderson
Thu., Sept. 6*	9-13	L	Los Angeles Rams	Mile High Stadium	74,884	83°	Weese	Haden
Sun., Sept. 16	20-17	W	Atlanta Falcons (OT)	Atlanta-Fulton County Stadium	57,677	70°	Weese	Bartkowski
Sun., Sept. 23	37-34	W	Seattle Seahawks	Mile High Stadium	74,879	81°	Weese	Zorn
Sun., Sept. 30	3-27	L	Oakland Raiders	Oakland-Alameda County Coliseum	52,632	72°	Weese	Stabler
Sun., Oct. 7	7-0	W	San Diego Chargers	Mile High Stadium	74,997	85°	Weese	Fouts
Sun., Oct. 14	24-10	W	Kansas City Chiefs	Arrowhead Stadium	74,292	59°	Morton	Fuller
Mon., Oct. 22*	7-42	L	Pittsburgh Steelers	Three Rivers Stadium	49,699	70°	Morton	Bradshaw
Sun., Oct. 28	20-3	W	Kansas City Chiefs	Mile High Stadium	74,908	62°	Morton	Livingston
Sun., Nov. 4	10-3	W	New Orleans Saints	Mile High Stadium	74,482	48°	Morton	Manning, A.
Sun., Nov. 11	45-10	W	New England Patriots	Mile High Stadium	74,379	39°	Morton	Grogan
Sun., Nov. 18	38-28	W	San Francisco 49ers	Candlestick Park	42,910	62°	Morton	DeBerg
Sun., Nov. 25	10-14	L	Oakland Raiders	Mile High Stadium	74,186	40°	Morton	Stabler
Sun., Dec. 2	19-16	W	Buffalo Bills	Rich Stadium	37,886	24°	Morton	Ferguson
Sat., Dec. 8	23-28	L	Seattle Seahawks	Kingdome	60,038	Ind.	Morton	Zorn
Mon., Dec. 17*	7-17	L	San Diego Chargers	San Diego Stadium	51,906	68°	Morton	Fouts
	289-262				1,024,543			

**1979 AFC WILD CARD PLAYOFF GAME**

Sun., Dec. 23	7-13	L	Houston Oilers	Astrodome	48,776	Ind.	Morton	Pastorini
---------------	------	---	----------------	-----------	--------	------	--------	-----------

## 1980

HEAD COACH: Red Miller

### PRESEASON (2-2)

Day/Date	Score	W/L	Opponent	Location	Attend.	Temp.	Den. QB	Opp. QB
Sat., Aug. 9*	17-6	W	Cincinnati Bengals	Mile High Stadium	67,532	76°	Robinson	Anderson
Sat., Aug. 16*	6-9	L	New York Giants	Giants Stadium	30,904	73°	Morton	Sirrms
Sat., Aug. 23*	13-26	L	Los Angeles Rams	Mile High Stadium	73,946	78°	Robinson	Haden
Sat., Aug. 30*	38-0	W	Green Bay Packers	Lambeau Field	53,060	72°	Robinson	Dickey
	74-41				225,442			

### REGULAR SEASON (8-8 overall / 4th AFC West (3-5 Div.) / 4-4 home / 4-4 away)

Day/Date	Score	W/L	Opponent	Location	Attend.	Temp.	Den. QB	Opp. QB
Sun., Sept. 7	6-27	L	Philadelphia Eagles	Veterans Stadium	70,307	81°	Robinson	Jaworski
Sun., Sept. 14	41-20	W	Dallas Cowboys	Mile High Stadium	74,919	77°	Robinson	White
Sun., Sept. 21	13-30	L	San Diego Chargers	Mile High Stadium	74,970	81°	Robinson	Fouts
Mon., Sept. 29*	14-23	L	New England Patriots	Schaefer Stadium	59,602	51°	Robinson	Grogan
Sun., Oct. 5	19-16	W	Cleveland Browns	Cleveland Stadium	81,065	42°	Robinson	Sipe
Mon., Oct. 13	20-17	W	Washington Redskins	Mile High Stadium	74,657	69°	Robinson	Theismann
Sun., Oct. 19	17-23	L	Kansas City Chiefs	Mile High Stadium	74,459	63°	Morton	Fuller
Sun., Oct. 26	14-9	W	New York Giants	Giants Stadium	67,598	48°	Morton	Simmis
Sun., Nov. 2	16-20	L	Houston Oilers	Mile High Stadium	74,717	68°	Morton	Stabler
Sun., Nov. 9	20-13	W	San Diego Chargers	San Diego Stadium	51,435	69°	Morton	Fouts
Sun., Nov. 16	31-24	W	New York Jets	Mile High Stadium	72,114	28°	Morton	Todd
Sun., Nov. 23	36-20	W	Seattle Seahawks	Mile High Stadium	73,274	34°	Morton	Zorn
Mon., Dec. 1*	3-9	L	Oakland Raiders	Oakland-Alameda County Coliseum	51,583	56°	Morton	Plunkett
Sun., Dec. 7	14-31	L	Kansas City Chiefs	Arrowhead Stadium	40,237	41°	Morton	Kenney
Sun., Dec. 14	21-24	L	Oakland Raiders	Mile High Stadium	73,974	65°	Morton	Plunkett
Sun., Dec. 21	25-17	W	Seattle Seahawks	Kingdome	51,853	Ind.	Robinson	Zorn
	310-323				1,066,764			

## 1981

HEAD COACH: Dan Reeves

### PRESEASON (2-2)

Day/Date	Score	W/L	Opponent	Location	Attend.	Temp.	Den. QB	Opp. QB
Fri., Aug. 7*	7-33	L	New York Jets	Mile High Stadium	63,644	75°	Robinson	Todd
Sat., Aug. 15*	14-24	L	Miami Dolphins	Orange Bowl	41,502	82°	Morton	Woodley
Sat., Aug. 22*	17-7	W	Green Bay Packers	Mile High Stadium	72,450	66°	Morton	Dickey
Sat., Aug. 29*	24-20	W	Cincinnati Bengals	Riverfront Stadium	41,713	74°	Morton	Anderson
	62-84				219,309			

### REGULAR SEASON (10-6 overall / 2nd AFC West (5-3 Div.) / 8-0 home / 2-6 away)

Day/Date	Score	W/L	Opponent	Location	Attend.	Temp.	Den. QB	Opp. QB
Sun., Sept. 6	9-7	W	Oakland Raiders	Mile High Stadium	74,796	74°	Morton	Plunkett
Sun., Sept. 13	10-13	L	Seattle Seahawks	Kingdome	58,513	Ind.	Morton	Zorn
Sun., Sept. 20	28-10	W	Baltimore Colts	Mile High Stadium	74,804	84°	Morton	Jones, B.
Sun., Sept. 27	42-24	W	San Diego Chargers	Mile High Stadium	74,844	82°	Morton	Fouts
Sun., Oct. 4	17-0	W	Oakland Raiders	Oakland-Alameda County Coliseum	51,035	60°	Morton	Plunkett
Sun., Oct. 11	27-21	W	Detroit Lions	Mile High Stadium	74,816	79°	Morton	Komlo
Sun., Oct. 18	14-28	L	Kansas City Chiefs	Arrowhead Stadium	74,672	55°	Morton	Kenney
Sun., Oct. 25	7-9	L	Buffalo Bills	Rich Stadium	77,757	56°	Morton	Ferguson
Mon., Nov. 2*	19-17	W	Minnesota Vikings	Mile High Stadium	74,834	48°	Morton	Kramer
Sun., Nov. 8	23-20	W	Cleveland Browns (OT)	Mile High Stadium	74,859	48°	Morton	Sipe
Sun., Nov. 15	24-7	W	Tampa Bay Buccaneers	Tampa Stadium	64,518	69°	Morton	Williams, D.
Sun., Nov. 22	21-38	L	Cincinnati Bengals	Riverfront Stadium	57,207	32°	DeBerg	Anderson
Sun., Nov. 29	17-34	L	San Diego Chargers	Jack Murphy Stadium	51,533	66°	Morton	Fouts
Sun., Dec. 6	16-13	W	Kansas City Chiefs	Mile High Stadium	74,744	68°	Morton	Fuller
Sun., Dec. 13	23-13	W	Seattle Seahawks	Mile High Stadium	74,527	45°	Morton	Krieg
Sun., Dec. 20	24-35	L	Chicago Bears	Soldier Field	40,125	14°	Morton	Evans, V.
	321-289				1,073,636			

## 1982

HEAD COACH: Dan Reeves

### PRESEASON (4-0)

Day/Date	Score	W/L	Opponent	Location	Attend.	Temp.	Den. QB	Opp. QB
Sat., Aug. 14*	33-20	W	Los Angeles Rams	Anaheim Stadium	57,482	69°	DeBerg	Jones, B.
Sat., Aug. 21*	17-14	W	Miami Dolphins	Mile High Stadium	74,465	79°	Morton	Strock
Sat., Aug. 28*	27-17	W	Minnesota Vikings	Mile High Stadium	73,371	85°	Morton	Wilson, W.
Sat., Sept. 4*	20-13	W	New York Jets	Giants Stadium	43,820	65°	Morton	Todd
	97-64				249,138			

### REGULAR SEASON (2-7 overall / 12th in Conference (0-6 vs. Div. Opp.) / 1-4 home / 1-3 away)

Day/Date	Score	W/L	Opponent	Location	Attend.	Temp.	Den. QB	Opp. QB
Sun., Sept. 12	3-23	L	San Diego Chargers	Mile High Stadium	73,564	56°	Morton	Fouts
Sun., Sept. 19	24-21	W	San Francisco 49ers	Mile High Stadium	73,899	65°	Morton	Montana
—57-day player strike cancels or postpones eight games—								
Sun., Sept. 26			canceled/players' strike	at New Orleans				
Sun., Oct. 3			canceled/players' strike	Pittsburgh				
Sun., Oct. 10			canceled/players' strike	at N.Y. Jets				
Sun., Oct. 17			canceled/players' strike	at Houston				
Sun., Oct. 24			canceled/players' strike	Los Angeles Raiders				
Sun., Oct. 31			canceled/players' strike	Buffalo				
Sun., Nov. 7			postponed/players' strike	at Seattle (rescheduled for Jan. 2)				
Sun., Nov. 14			canceled/players' strike	at Kansas City				
Sun., Nov. 21	10-17	L	Seattle Seahawks	Mile High Stadium	73,916	48°	Morton	Zorn
Sun., Nov. 28	20-30	L	San Diego Chargers	Jack Murphy Stadium	47,629	68°	DeBerg	Fouts
Sun., Dec. 5	27-34	L	Atlanta Falcons	Mile High Stadium	73,984	46°	DeBerg	Barkowski
Sun., Dec. 12	27-24	W	Los Angeles Rams	Anaheim Stadium	48,112	77°	DeBerg	Ferragamo
Sun., Dec. 19	16-37	L	Kansas City Chiefs	Mile High Stadium	74,192	55°	DeBerg	Kenney
Sun., Dec. 26	10-27	L	Los Angeles Raiders	L.A. Coliseum	44,160	68°	DeBerg	Plunkett
Sun., Jan. 2	11-13	L	Seattle Seahawks	Kingdome	43,145	Ind.	Herrmann	Zorn
	148-226				552,601			



## 1983

**HEAD COACH:** Dan Reeves

### PRESEASON (3-1)

Day/Date	Score	W/L	Opponent	Location	Attend.	Temp.	Den. QB	Opp. QB
Fri., Aug. 5*	10-7	W	Seattle Seahawks	Mile High Stadium	53,887	70°	DeBerg	Zorn
Sat., Aug. 13*	21-10	W	Atlanta Falcons	Mile High Stadium	73,199	66°	DeBerg	Bartkowski
Sat., Aug. 20*	19-10	W	Cleveland Browns	Mile High Stadium	73,244	82°	DeBerg	McDonald
Fri., Aug. 26*	3-34	L	Minnesota Vikings	Hubert H. Humphrey Metrodome	59,435	Ind.	Elway	Kramer
	53-61				259,765			

### REGULAR SEASON (9-7 overall / 3rd AFC West (3-5 Div.) / 6-2 home / 3-5 away)

Day/Date	Score	W/L	Opponent	Location	Attend.	Temp.	Den. QB	Opp. QB
Sun., Sept. 4	14-10	W	Pittsburgh Steelers	Three Rivers Stadium	58,233	79°	Elway	Stoudt
Sun., Sept. 11	17-10	W	Baltimore Colts	Memorial Stadium	52,613	99°	Elway	Pagel
Sun., Sept. 18	10-13	L	Philadelphia Eagles	Mile High Stadium	74,202	73°	Elway	Jaworski
Sun., Sept. 25	7-22	L	Los Angeles Raiders	Mile High Stadium	74,289	76°	Elway	Plunkett
Sun., Oct. 2	14-31	L	Chicago Bears	Soldier Field	58,210	73°	Elway	McMahon
Sun., Oct. 9	26-14	W	Houston Oilers	Astrodome	44,209	Ind.	DeBerg	Nielsen
Sun., Oct. 16	24-17	W	Cincinnati Bengals	Mile High Stadium	74,305	55°	DeBerg	Schoenert
Sun., Oct. 23	14-6	W	San Diego Chargers	Mile High Stadium	74,581	76°	DeBerg	Luther
Sun., Oct. 30	27-24	W	Kansas City Chiefs	Mile High Stadium	74,640	72°	DeBerg	Kenney
Sun., Nov. 6	19-27	L	Seattle Seahawks	Kingdome	61,189	Ind.	DeBerg	Krieg
Sun., Nov. 13	20-22	L	Los Angeles Raiders	L.A. Coliseum	51,945	71°	Elway	Plunkett
Sun., Nov. 20	38-27	W	Seattle Seahawks	Mile High Stadium	74,710	50°	Kubiak	Krieg
Sun., Nov. 27	7-31	L	San Diego Chargers	Jack Murphy Stadium	43,650	68°	Elway	Fouts
Sun., Dec. 4	27-6	W	Cleveland Browns	Mile High Stadium	70,912	43°	Elway	Sipe
Sun., Dec. 11	21-19	W	Baltimore Colts	Mile High Stadium	74,854	44°	Elway	Pagel
Sun., Dec. 18	17-48	L	Kansas City Chiefs	Arrowhead Stadium	11,377	0°	Elway	Kenney
	302-327				973,188			

### 1983 AFC WILD CARD PLAYOFF GAME

Sat., Dec. 24	7-31	L	Seattle Seahawks	Kingdome	64,275	Ind.	DeBerg	Krieg
---------------	------	---	------------------	----------	--------	------	--------	-------

## 1984

**HEAD COACH:** Dan Reeves

### PRESEASON (3-1)

Day/Date	Score	W/L	Opponent	Location	Attend.	Temp.	Den. QB	Opp. QB
Sat., Aug. 4*	13-16	L	Washington Redskins	Mile High Stadium	31,716	65°	Elway	Theismann
Sat., Aug. 11*	21-20	W	San Francisco 49ers	Mile High Stadium	70,211	85°	Elway	Montana
Sat., Aug. 18*	31-0	W	Indianapolis Colts	Mile High Stadium	68,951	75°	Elway	Pagel
Fri., Aug. 24*	24-13	W	Atlanta Falcons	Atlanta-Fulton County Stadium	30,988	80°	Elway	Moroski
	89-49				201,866			

### REGULAR SEASON (13-3 overall / 1st AFC West (6-2 Div.) / 7-1 home / 6-2 away)

Day/Date	Score	W/L	Opponent	Location	Attend.	Temp.	Den. QB	Opp. QB
Sun., Sept. 2	20-17	W	Cincinnati Bengals	Mile High Stadium	74,178	75°	Elway	Anderson
Sun., Sept. 9	0-27	L	Chicago Bears	Soldier Field	54,335	69°	Kubiak	McMahon
Sun., Sept. 16*	24-14	W	Cleveland Browns	Cleveland Stadium	61,980	52°	Elway	McDonald
Sun., Sept. 23	21-0	W	Kansas City Chiefs	Mile High Stadium	74,263	84°	Elway	Blackledge
Sun., Sept. 30	16-13	W	Los Angeles Raiders	Mile High Stadium	74,833	69°	Elway	Plunkett
Sun., Oct. 7	28-7	W	Detroit Lions	Silverdome	55,836	Ind.	Elway	Danielson
Mon., Oct. 15*	17-14	W	Green Bay Packers	Mile High Stadium	62,546	29°	Elway	Dickey
Sun., Oct. 21	37-7	W	Buffalo Bills	Rich Stadium	31,204	70°	Elway	Ferguson
Sun., Oct. 28	22-19	W	Los Angeles Raiders (OT)	L.A. Coliseum	91,020	68°	Kubiak	Wilson, M.
Sun., Nov. 4	26-19	W	New England Patriots	Mile High Stadium	74,908	54°	Elway	Eason
Sun., Nov. 11	16-13	W	San Diego Chargers	Jack Murphy Stadium	53,162	69°	Elway	Fouts
Sun., Nov. 18	42-21	W	Minnesota Vikings	Mile High Stadium	74,716	52°	Elway	Kramer
Sun., Nov. 25	24-27	L	Seattle Seahawks	Mile High Stadium	74,922	47°	Elway	Krieg
Sun., Dec. 2	13-16	L	Kansas City Chiefs	Arrowhead Stadium	38,494	28°	Elway	Kenney
Sun., Dec. 9	16-13	W	San Diego Chargers	Mile High Stadium	74,867	59°	Elway	Luther
Sat., Dec. 15	31-14	W	Seattle Seahawks	Kingdome	64,411	Ind.	Elway	Krieg
	353-241				1,032,737			

### 1984 AFC DIVISIONAL PLAYOFF GAME

Sun., Dec. 30	17-24	L	Pittsburgh Steelers	Mile High Stadium	74,981	52°	Elway	Malone
---------------	-------	---	---------------------	-------------------	--------	-----	-------	--------

## 1985

**HEAD COACH:** Dan Reeves

### PRESEASON (2-2)

Day/Date	Score	W/L	Opponent	Location	Attend.	Temp.	Den. QB	Opp. QB
Sat., Aug. 10*	20-30	L	New York Giants	Mile High Stadium	49,374	81°	Elway	Rutledge
Mon., Aug. 19*	20-13	W	San Francisco 49ers	Candlestick Park	55,425	65°	Elway	Montana
Sat., Aug. 24*	20-3	W	Indianapolis Colts	Mile High Stadium	71,406	79°	Elway	Schlichter
Fri., Aug. 30*	9-13	L	Minnesota Vikings	Mile High Stadium	69,373	88°	Stankavage	Kramer
	69-59				245,578			

### REGULAR SEASON (11-5 overall / 2nd AFC West (5-3 Div.) / 6-2 home / 5-3 away)

Day/Date	Score	W/L	Opponent	Location	Attend.	Temp.	Den. QB	Opp. QB
Sun., Sept. 8	16-20	L	Los Angeles Rams	Anaheim Stadium	52,522	86°	Elway	Brock
Sun., Sept. 15	34-23	W	New Orleans Saints	Mile High Stadium	74,488	81°	Elway	Wilson, D.
Sun., Sept. 22	44-28	W	Atlanta Falcons	Atlanta-Fulton County Stadium	37,903	80°	Elway	Bartkowski
Sun., Sept. 29	26-30	L	Miami Dolphins	Mile High Stadium	73,614	29°	Elway	Marino
Sun., Oct. 6	31-20	W	Houston Oilers	Mile High Stadium	74,699	74°	Elway	Moon
Sun., Oct. 13	15-10	W	Indianapolis Colts	Hoosier Dome	60,128	Ind.	Elway	Pagel
Sun., Oct. 20	13-10	W	Seattle Seahawks (OT)	Mile High Stadium	74,899	67°	Elway	Krieg
Sun., Oct. 27	30-10	W	Kansas City Chiefs	Arrowhead Stadium	68,248	70°	Elway	Kenney
Sun., Nov. 3	10-30	L	San Diego Chargers	Jack Murphy Stadium	57,312	75°	Elway	Fouts

Mon., Nov. 11*	17-16	W	San Francisco 49ers	Mile High Stadium	73,173	20°	Elway	Montana
Sun., Nov. 17	30-24	W	San Diego Chargers (OT)	Mile High Stadium	74,376	41°	Elway	Fouts
Sun., Nov. 24	28-31	L	Los Angeles Raiders (OT)	L.A. Coliseum	63,161	63°	Elway	Wilson, M.
Sun., Dec. 1	31-23	W	Pittsburgh Steelers	Three Rivers Stadium	56,797	55°	Elway	Woodley
Sun., Dec. 8	14-17	L	Los Angeles Raiders (OT)	Mile High Stadium	75,042	36°	Elway	Wilson, M.
Sat., Dec. 14	14-13	W	Kansas City Chiefs	Mile High Stadium	69,209	51°	Elway	Blackledge
Fri., Dec. 20*	27-24	W	Seattle Seahawks	Kingdome	56,283	Ind.	Elway	Krieg
	380-329				1,041,854			

## 1986

**HEAD COACH:** Dan Reeves

### PRESEASON (2-2)

Day/Date	Score	W/L	Opponent	Location	Attend.	Temp.	Den. QB	Opp. QB
Sat., Aug. 9*	7-10	L	New Orleans Saints	Mile High Stadium	47,408	73°	Elway	Hebert
Sat., Aug. 16*	27-29	L	Minnesota Vikings	Metrodome	53,193	Ind.	Elway	Kramer
Sat., Aug. 23*	14-9	W	San Francisco 49ers	Mile High Stadium	73,592	67°	Elway	Kemp
Fri., Aug. 29*	19-10	W	Los Angeles Rams	Mile High Stadium	71,737	84°	Elway	Dils
	67-48				245,930			

### REGULAR SEASON (11-5 overall / 1st AFC West (5-3 Div.) / 7-1 home / 4-4 away)

Day/Date	Score	W/L	Opponent	Location	Attend.	Temp.	Den. QB	Opp. QB
Sun., Sept. 7	38-36	W	Los Angeles Raiders	Mile High Stadium	75,695	51°	Elway	Wilson, M.
Mon., Sept. 15*	21-10	W	Pittsburgh Steelers	Three Rivers Stadium	57,305	74°	Elway	Malone
Sun., Sept. 21	33-7	W	Philadelphia Eagles	Veterans Stadium	63,839	72°	Elway	Jaworski
Sun., Sept. 28	27-20	W	New England Patriots	Mile High Stadium	75,804	65°	Elway	Eason
Sun., Oct. 5	29-14	W	Dallas Cowboys	Mile High Stadium	76,082	59°	Elway	Pelluer
Sun., Oct. 12	31-14	W	San Diego Chargers	Jack Murphy Stadium	55,662	70°	Elway	Fouts
Mon., Oct. 20*	10-22	L	New York Jets	Giants Stadium	73,759	51°	Elway	Ryan
Sun., Oct. 26	20-13	W	Seattle Seahawks	Mile High Stadium	76,089	66°	Elway	Krieg
Sun., Nov. 2	21-10	W	Los Angeles Raiders	L.A. Coliseum	90,153	81°	Elway	Wilson, W.
Sun., Nov. 9	3-9	L	San Diego Chargers	Mile High Stadium	75,012	44°	Elway	Flick
Sun., Nov. 16	38-17	W	Kansas City Chiefs	Mile High Stadium	75,745	62°	Elway	Kenney
Sun., Nov. 23	16-19	L	New York Giants	Giants Stadium	75,116	50°	Elway	Simms
Sun., Nov. 30	34-28	W	Cincinnati Bengals	Mile High Stadium	58,705	31°	Elway	Esion
Sun., Dec. 7	10-37	L	Kansas City Chiefs	Arrowhead Stadium	47,019	45°	Elway	Blackledge
Sat., Dec. 13	31-30	W	Washington Redskins	Mile High Stadium	75,905	53°	Elway	Schroeder
Sat., Dec. 20	16-41	L	Seattle Seahawks	Kingdome	63,697	Ind.	Elway	Krieg
	378-327				1,178,074			

### 1986 AFC DIVISIONAL PLAYOFF GAME

Sun., Jan. 4	22-17	W	New England Patriots	Mile High Stadium	75,262	65°	Elway	Eason
--------------	-------	---	----------------------	-------------------	--------	-----	-------	-------

### 1986 AFC CHAMPIONSHIP GAME

Sun., Jan. 11	23-20	W	Cleveland Browns (OT)	Cleveland Stadium	79,973	30°	Elway	Kosar
---------------	-------	---	-----------------------	-------------------	--------	-----	-------	-------

### SUPER BOWL XXI

Sun., Jan. 25	20-39	L	New York Giants	Rose Bowl, Pasadena, Calif.	101,063	76°	Elway	Simms
---------------	-------	---	-----------------	-----------------------------	---------	-----	-------	-------

## 1987

**HEAD COACH:** Dan Reeves

### PRESEASON (3-2)

Day/Date	Score	W/L	Opponent	Location	Attend.	Temp.	Den. QB	Opp. QB
Sun., Aug. 9	27-28	L	Los Angeles Rams	Wembley Stadium (London, England; American Bowl)	72,786	64°	Elway	Everett
Sat., Aug. 15*	20-14	W	Green Bay Packers	Sun Devil Stadium (Tempe, Ariz.)	67,500	98°	Elway	Fusina
Mon., Aug. 24*	31-28	W	Miami Dolphins	Mile High Stadium	74,288	61°	Elway	Strock
Sat., Aug. 29*	24-20	W	Los Angeles Rams	Anaheim Stadium	54,254	72°	Elway	Everett
Thu., Sept. 3*	17-27	L	Minnesota Vikings	Mile High Stadium	74,081	83°	Elway	Wilson, W.
	119-117				342,909			

### REGULAR SEASON (10-4-1 overall / 1st AFC West (7-1 Div.) / 7-1 home / 3-3-1 away)

Day/Date	Score	W/L	Opponent	Location	Attend.	Temp.	Den. QB	Opp. QB
Sun., Sept. 13	40-17	W	Seattle Seahawks	Mile High Stadium	75,999	85°	Elway	Krieg
Sun., Sept. 20	17-17	T	Green Bay Packers (OT)	Milwaukee County Stadium at Cleveland	50,624	58°	Elway	Fusina
Mon., Sept. 28*			canceled/players' strike					
Sun., Oct. 4	10-40	L	†Houston Oilers	Mile High Stadium	38,494	81°	Karcher	Pease
Mon., Oct. 12*	30-14	W	†Los Angeles Raiders	Mile High Stadium	61,230	67°	Karcher	Evans, V.
Sun., Oct. 18	26-17	W	†Kansas City Chiefs	Arrowhead Stadium	20,296	71°	Karcher	Hudson
			†"Replacement Games"					
Mon., Oct. 26*	27-34	L	Minnesota Vikings	Metrodome	51,011	Ind.	Elway	Wilson, W.
Sun., Nov. 1	34-0	W	Detroit Lions	Mile High Stadium	75,172	67°	Elway	Long
Sun., Nov. 8	14-21	L	Buffalo Bills	Rich Stadium	63,698	53°	Elway	Kelly
Mon., Nov. 16*	31-29	W	Chicago Bears	Mile High Stadium	75,783	22°	Elway	McMahon
Sun., Nov. 22	23-17	W	Los Angeles Raiders	L.A. Coliseum	61,318	72°	Elway	Wilson, M.
Sun., Nov. 29	31-17	W	San Diego Chargers	Jack Murphy Stadium	61,880	68°	Elway	Fouts
Sun., Dec. 6	31-20	W	New England Patriots	Mile High Stadium	75,795	58°	Elway	Ramsey, T.
Sun., Dec. 13*	21-28	L	Seattle Seahawks	Kingdome	61,759	Ind.	Elway	Krieg
Sat., Dec. 19	20-17	W	Kansas City Chiefs	Mile High Stadium	75,053	35°	Elway	Kenney
Sun., Dec. 27	24-0	W	San Diego Chargers	Mile High Stadium	37,500	20°	Elway	Herrmann
	379-288				869,301			

### 1987 AFC DIVISIONAL PLAYOFF GAME

Sun., Jan. 10	34-10	W	Houston Oilers	Mile High Stadium	75,440	45°	Elway	Moon
---------------	-------	---	----------------	-------------------	--------	-----	-------	------

### 1987 AFC CHAMPIONSHIP GAME

Sun., Jan. 17	38-33	W	Cleveland Browns	Mile High Stadium	76,197	44°	Elway	Kosar
---------------	-------	---	------------------	-------------------	--------	-----	-------	-------

### SUPER BOWL XXII

Sun., Jan. 31	10-42	L	Washington Redskins	Jack Murphy Stadium, San Diego	73,302	61°	Elway	Williams, D.
---------------	-------	---	---------------------	--------------------------------	--------	-----	-------	--------------

**1988**

**HEAD COACH:** Dan Reeves

**PRESEASON (3-1)**

Day/Date	Score	W/L	Opponent	Location	Attend.	Temp.	Den. QB	Opp. QB
Wed., Aug. 3*	40-31	W	Los Angeles Rams	Anaheim Stadium	43,978	70°	Elway	Everett
Sat., Aug. 13*	34-24	W	San Francisco 49ers	Millie High Stadium	75,067	87°	Elway	Young
Fri., Aug. 19*	13-16	L	Miami Dolphins (OT)	Joe Robbie Stadium	49,995	81°	Elway	Marino
Thu., Aug. 25*	21-20	W	Indianapolis Colts	Millie High Stadium	73,957	81°	Elway	Hogeboom
	108-91				242,797			

**REGULAR SEASON (8-8 overall / 2nd AFC West (3-5 Div.) / 6-2 home / 2-6 away)**

Day/Date	Score	W/L	Opponent	Location	Attend.	Temp.	Den. QB	Opp. QB
Sun., Sept. 4	14-21	L	Seattle Seahawks	Millie High Stadium	75,986	77°	Elway	Krieg
Sun., Sept. 11	34-3	W	San Diego Chargers	Millie High Stadium	75,359	78°	Elway	Laufenberg
Sun., Sept. 18	13-20	L	Kansas City Chiefs	Arrowhead Stadium	63,268	73°	Elway	DeBerg
Mon., Sept. 26*	27-30	L	Los Angeles Raiders (OT)	Millie High Stadium	75,964	81°	Elway	Schroeder
Sun., Oct. 2	12-0	W	San Diego Chargers	Jack Murphy Stadium	55,763	71°	Elway	Laufenberg
Sun., Oct. 9	16-13	W	San Francisco 49ers (OT)	Candlestick Park	61,711	74°	Elway	Montana
Sun., Oct. 16	30-14	W	Atlanta Falcons	Millie High Stadium	75,287	77°	Elway	Dils
Sun., Oct. 23	21-39	L	Pittsburgh Steelers	Three Rivers Stadium	49,811	50°	Kubiak	Blackledge
Mon., Oct. 31*	23-55	L	Indianapolis Colts	Hoosier Dome	60,544	Ind.	Elway	Chandler
Sun., Nov. 6	17-11	W	Kansas City Chiefs	Millie High Stadium	74,227	63°	Elway	Kenney
Sun., Nov. 13	30-7	W	Cleveland Browns	Millie High Stadium	75,806	68°	Elway	Kosar
Sun., Nov. 20	0-42	L	New Orleans Saints	Superdome	68,075	Ind.	Elway	Hebert
Sun., Nov. 27	35-24	W	Los Angeles Rams	Millie High Stadium	74,141	31°	Elway	Everett
Sun., Dec. 5	20-21	L	Los Angeles Raiders	L.A. Coliseum	65,561	72°	Elway	Schroeder
Sun., Dec. 11*	14-42	L	Seattle Seahawks	Kingdome	62,838	Ind.	Elway	Krieg
Sat., Dec. 17	21-10	W	New England Patriots	Millie High Stadium	70,910	50°	Elway	Eason
	327-352				1,085,251			

**1989**

**HEAD COACH:** Dan Reeves

**PRESEASON (2-2)**

Day/Date	Score	W/L	Opponent	Location	Attend.	Temp.	Den. QB	Opp. QB
Sat., Aug. 12*	17-13	W	Los Angeles Rams	Millie High Stadium	70,049	65°	Elway	Everett
Sat., Aug. 19*	17-35	L	San Francisco 49ers	Candlestick Park	58,641	68°	Karcher	Montana
Sat., Aug. 26*	24-21	W	Dallas Cowboys (OT)	Millie High Stadium	74,076	83°	Elway	Aikman
Sat., Sept. 2*	34-38	L	Indianapolis Colts	Hoosier Dome	55,128	Ind.	Elway	Chandler
	92-107				257,894			

**REGULAR SEASON (11-5 overall / 1st AFC West (6-2 Div.) / 6-2 home / 5-3 away)**

Day/Date	Score	W/L	Opponent	Location	Attend.	Temp.	Den. QB	Opp. QB
Sun., Sept. 10	34-20	W	Kansas City Chiefs	Millie High Stadium	74,284	64°	Elway	DeBerg
Mon., Sept. 18*	28-14	W	Buffalo Bills	Rich Stadium	78,176	60°	Elway	Kelly
Sun., Sept. 24	31-21	W	Los Angeles Raiders	Millie High Stadium	75,754	80°	Elway	Schroeder
Sun., Oct. 1	13-16	L	Cleveland Browns	Cleveland Stadium	78,637	70°	Elway	Kosar
Sun., Oct. 8	16-10	W	San Diego Chargers	Millie High Stadium	75,222	72°	Elway	McMahon
Sun., Oct. 15	14-3	W	Indianapolis Colts	Millie High Stadium	74,680	50°	Elway	Trudeau
Sun., Oct. 22	24-21	W	Seattle Seahawks (OT)	Kingdome	62,353	Ind.	Elway	Krieg
Sun., Oct. 29	24-28	L	Philadelphia Eagles	Millie High Stadium	75,065	42°	Elway	Cunningham
Sun., Nov. 5	34-7	W	Pittsburgh Steelers	Millie High Stadium	74,739	55°	Elway	Brister
Sun., Nov. 12	16-13	W	Kansas City Chiefs	Arrowhead Stadium	76,245	57°	Elway	Pelluer
Mon., Nov. 20*	14-10	W	Washington Redskins	RFK Stadium	52,975	66°	Kubiak	Rypien
Sun., Nov. 26	41-14	W	Seattle Seahawks	Millie High Stadium	75,117	61°	Elway	Stouffer
Sun., Dec. 3	13-16	L	Los Angeles Raiders (OT)	L.A. Coliseum	87,560	78°	Elway	Beuerlein
Sun., Dec. 10	7-14	L	New York Giants	Millie High Stadium	63,283	23°	Elway	Simms
Sat., Dec. 16	37-0	W	Phoenix Cardinals	Sun Devil Stadium	56,071	59°	Elway	Rosenbach
Sun., Dec. 24	16-19	L	San Diego Chargers	Jack Murphy Stadium	50,524	73°	Elway	Tolliver
	362-226				1,130,686			

**1989 AFC DIVISIONAL PLAYOFF GAME**

Sun., Jan. 7	24-23	W	Pittsburgh Steelers	Millie High Stadium	75,477	55°	Elway	Brister
--------------	-------	---	---------------------	---------------------	--------	-----	-------	---------

**1989 AFC CHAMPIONSHIP GAME**

Sun., Jan. 14	37-21	W	Cleveland Browns	Millie High Stadium	76,046	53°	Elway	Kosar
---------------	-------	---	------------------	---------------------	--------	-----	-------	-------

**SUPER BOWL XXIV**

Sun., Jan. 28	10-55	L	San Francisco 49ers	Louisiana Superdome, New Orleans	72,919	Ind.	Elway	Montana
---------------	-------	---	---------------------	----------------------------------	--------	------	-------	---------

**1990**

**HEAD COACH:** Dan Reeves

**PRESEASON (3-2)**

Day/Date	Score	W/L	Opponent	Location	Attend.	Temp.	Den. QB	Opp. QB
Sun., Aug. 5	10-7	W	Seattle Seahawks	Tokyo Dome (Tokyo, Japan; American Bowl; Sun. 11 a.m. in Tokyo/Sat. 10 p.m. in Denver)	48,827	Ind.	Elway	Krieg
Sat., Aug. 11*	16-7	W	Indianapolis Colts	Hoosier Dome	51,044	Ind.	Elway	Trudeau
Mon., Aug. 20*	24-27	L	San Francisco 49ers	Millie High Stadium	74,164	78°	Elway	Montana
Sat., Aug. 25*	16-17	L	Miami Dolphins	Joe Robbie Stadium	44,897	80°	Elway	Marino
Fri., Aug. 31*	25-14	W	Phoenix Cardinals	Millie High Stadium	71,082	71°	Elway	Rosenbach
	91-72				290,014			

**REGULAR SEASON (5-11 overall / 5th AFC West (3-5 Div.) / 4-4 home / 1-7 away)**

Day/Date	Score	W/L	Opponent	Location	Attend.	Temp.	Den. QB	Opp. QB
Sun., Sept. 9	9-14	L	Los Angeles Raiders	L.A. Coliseum	54,206	94°	Elway	Schroeder
Mon., Sept. 17*	24-23	W	Kansas City Chiefs	Millie High Stadium	75,277	63°	Elway	DeBerg
Sun., Sept. 23	34-31	W	Seattle Seahawks (OT)	Millie High Stadium	75,290	72°	Elway	Krieg
Sun., Sept. 30	28-29	L	Buffalo Bills	Rich Stadium	74,393	60°	Elway	Kelly
Mon., Oct. 8*	29-30	L	Cleveland Browns	Millie High Stadium	74,814	35°	Elway	Kosar
Sun., Oct. 14	17-34	L	Pittsburgh Steelers	Millie High Stadium	74,285	58°	Elway	Brister
Sun., Oct. 21	27-17	W	Indianapolis Colts	Hoosier Dome	29,850	Ind.	Elway	Trudeau

Sun., Nov. 4*	22-27	L	Minnesota Vikings	Metrodome	57,331	Ind.	Elway	Gannon
Sun., Nov. 11	7-19	L	San Diego Chargers	Jack Murphy Stadium	59,557	85°	Elway	Tolliver
Sun., Nov. 18	13-16	L	Chicago Bears (OT)	Mile High Stadium	75,013	61°	Elway	Harbaugh
Thu., Nov. 22	27-40	L	Detroit Lions	Silverdome	73,896	Ind.	Elway	Gagliano
Sun., Dec. 2	20-23	L	Los Angeles Raiders	Mile High Stadium	74,162	35°	Elway	Schroeder
Sun., Dec. 9	20-21	L	Kansas City Chiefs	Arrowhead Stadium	74,347	66°	Elway	DeBerg
Sun., Dec. 16	20-10	W	San Diego Chargers	Mile High Stadium	64,919	47°	Elway	Tolliver
Sun., Dec. 23*	12-17	L	Seattle Seahawks	Kingdome	55,845	Ind.	Elway	Krieg
Sun., Dec. 30	22-13	W	Green Bay Packers	Mile High Stadium	46,943	38°	Elway	Dilweg
<i>(Bye Oct. 28)</i>					1,071,128			

## 1991

**HEAD COACH:** Dan Reeves

### PRESEASON (2-3)

Day/Date	Score	W/L	Opponent	Location	Attend.	Temp.	Den. QB	Opp. QB
Sat., July 27	3-14	L	Detroit Lions	Canton, Ohio (Hall of Fame)	23,815	69°	Elway	Pete
Fri., Aug. 2*	10-3	W	Indianapolis Colts	Mile High Stadium	75,375	62°	Elway	George
Wed., Aug. 7*	6-24	L	San Francisco 49ers	Candlestick Park	54,170	75°	Elway	Young
Mon., Aug. 19*	21-13	W	Miami Dolphins	Mile High Stadium	72,555	66°	Elway	Marino
Fri., Aug. 23*	10-34	L	Phoenix Cardinals	Sun Devil Stadium	38,372	102°	Elway	Tupa
					264,287			

### REGULAR SEASON (12-4 overall / 1st AFC West (5-3 Div.) / 7-1 home / 5-3 away)

Day/Date	Score	W/L	Opponent	Location	Attend.	Temp.	Den. QB	Opp. QB
Sun., Sept. 1	45-14	W	Cincinnati Bengals	Mile High Stadium	72,855	84°	Elway	Esiason
Sun., Sept. 8	13-16	L	Los Angeles Raiders	L.A. Coliseum	48,569	79°	Elway	Schroeder
Sun., Sept. 15	16-10	W	Seattle Seahawks	Mile High Stadium	74,152	64°	Elway	Kemp
Sun., Sept. 22	27-19	W	San Diego Chargers	Mile High Stadium	73,258	57°	Elway	Friesz
Sun., Sept. 29*	13-6	W	Minnesota Vikings	Metrodome	55,031	Ind.	Elway	Wilson, W.
Sun., Oct. 6	14-42	L	Houston Oilers	Astrodome	59,145	Ind.	Elway	Moon
Sun., Oct. 20	19-16	W	Kansas City Chiefs	Mile High Stadium	75,866	64°	Elway	DeBerg
Sun., Oct. 27	9-6	W	New England Patriots	Foxboro Stadium	43,994	76°	Elway	Millen
Sun., Nov. 3*	20-13	W	Pittsburgh Steelers	Mile High Stadium	70,793	23°	Elway	O'Donnell
Sun., Nov. 10	16-17	L	Los Angeles Raiders	Mile High Stadium	75,896	46°	Elway	Schroeder
Sun., Nov. 17	24-20	W	Kansas City Chiefs	Arrowhead Stadium	74,661	59°	Elway	DeBerg
Sun., Nov. 24	10-13	L	Seattle Seahawks	Kingdome	60,430	Ind.	Elway	Krieg
Sun., Dec. 1	20-3	W	New England Patriots	Mile High Stadium	67,116	23°	Elway	Millen
Sun., Dec. 8	17-7	W	Cleveland Browns	Cleveland Stadium	73,539	57°	Elway	Kosar
Sun., Dec. 15	24-19	W	Phoenix Cardinals	Mile High Stadium	74,098	49°	Elway	Chandler
Sun., Dec. 22	17-14	W	San Diego Chargers	Jack Murphy Stadium	51,449	64°	Elway	Friesz
<i>(Bye Oct. 13)</i>					1,053,275			

### 1991 AFC DIVISIONAL PLAYOFF GAME

Sat., Jan. 4	26-24	W	Houston Oilers	Mile High Stadium	75,301	36°	Elway	Moon
--------------	-------	---	----------------	-------------------	--------	-----	-------	------

### 1991 AFC CHAMPIONSHIP GAME

Sun., Jan. 12	7-10	L	Buffalo Bills	Rich Stadium	80,272	42°	Elway	Kelly
---------------	------	---	---------------	--------------	--------	-----	-------	-------

## 1992

**HEAD COACH:** Dan Reeves

### PRESEASON (1-4)

Day/Date	Score	W/L	Opponent	Location	Attend.	Temp.	Den. QB	Opp. QB
Mon., Aug. 3*	7-13	L	San Francisco 49ers	Candlestick Park	50,435	64°	Pelluer	Young
Sat., Aug. 8*	31-10	W	Tampa Bay Buccaneers	Mile High Stadium	66,521	91°	Elway	Testaverde
Sat., Aug. 15*	27-31	L	Miami Dolphins	Olympic Stadium <i>(Berlin, Germany; American Bowl; 7 p.m. in Berlin/11 a.m. in Denver)</i>	60,813	64°	Elway	Marino
Sat., Aug. 22*	3-17	L	Dallas Cowboys	Texas Stadium	61,485	83°	Elway	Aikman
Fri., Aug. 28*	17-21	L	Phoenix Cardinals	Mile High Stadium	66,743	80°	Elway	Rosenbach
					305,997			

### REGULAR SEASON (8-8 overall / 3rd AFC West (4-4 Div.) / 7-1 home / 1-7 away)

Day/Date	Score	W/L	Opponent	Location	Attend.	Temp.	Den. QB	Opp. QB
Sun., Sept. 6*	17-13	W	Los Angeles Raiders	Mile High Stadium	75,418	78°	Elway	Schroeder
Sun., Sept. 13	21-13	W	San Diego Chargers	Mile High Stadium	74,367	84°	Elway	Humphries
Sun., Sept. 20	0-30	L	Philadelphia Eagles	Veterans Stadium	65,833	72°	Elway	Cunningham
Sun., Sept. 27	12-0	W	Cleveland Browns	Cleveland Stadium	78,064	69°	Elway	Tomczak
Sun., Oct. 4	20-19	W	Kansas City Chiefs	Mile High Stadium	75,629	76°	Elway	Krieg
Mon., Oct. 12*	3-34	L	Washington Redskins	RFK Stadium	56,371	60°	Elway	Rypien
Sun., Oct. 18	27-21	W	Houston Oilers	Mile High Stadium	74,827	72°	Elway	Moon
Sun., Oct. 25	21-24	L	San Diego Chargers	Jack Murphy Stadium	53,576	71°	Elway	Humphries
Sun., Nov. 8	27-16	W	New York Jets	Mile High Stadium	74,678	55°	Elway	Nagle
Sun., Nov. 15*	27-13	W	New York Giants	Mile High Stadium	75,269	56°	Elway	Hostetler
Sun., Nov. 22	0-24	L	Los Angeles Raiders	L.A. Coliseum	50,011	67°	Maddox	Schroeder
Mon., Nov. 30*	13-16	L	Seattle Seahawks (OT)	Kingdome	51,612	Ind.	Maddox	Stouffer
Sun., Dec. 6	27-31	L	Dallas Cowboys	Mile High Stadium	74,946	31°	Maddox	Aikman
Sat., Dec. 12	17-27	L	Buffalo Bills	Rich Stadium	71,740	37°	Maddox	Kelly
Sun., Dec. 20	10-6	W	Seattle Seahawks	Mile High Stadium	72,570	44°	Elway	Gelbaugh
Sun., Dec. 27	20-42	L	Kansas City Chiefs	Arrowhead Stadium	76,240	45°	Elway	Krieg
<i>(Bye Nov. 1)</i>					1,108,833			

## 1993

**HEAD COACH:** Wade Phillips

### PRESEASON (2-2)

Day/Date	Score	W/L	Opponent	Location	Attend.	Temp.	Den. QB	Opp. QB
Sat., Aug. 7*	23-7	W	Tampa Bay Buccaneers	Tampa Stadium	38,020	90°	Elway	Erickson, C.
Mon., Aug. 16*	13-16	L	San Francisco 49ers	Mile High Stadium	71,921	92°	Elway	Bono
Fri., Aug. 20*	34-24	W	Miami Dolphins	Mile High Stadium	59,383	77°	Elway	Marino
Fri., Aug. 27*	9-34	L	Phoenix Cardinals	Sun Devil Stadium	44,207	78°	Elway	Beuerlein
					213,531			

**REGULAR SEASON (9-7 overall / 3rd AFC West (4-4 Div.) / 5-3 home / 4-4 away)**

Day/Date	Score	W/L	Opponent	Location	Attend.	Temp.	Den. QB	Opp. QB
Sun., Sept. 5	26-20	W	New York Jets	Giants Stadium	68,130	81°	Elway	Esion
Sun., Sept. 12	34-17	W	San Diego Chargers	Mile High Stadium	75,074	91°	Elway	Humphries
Mon., Sept. 20*	7-15	L	Kansas City Chiefs	Arrowhead Stadium	78,453	74°	Elway	Montana
Sun., Oct. 3	35-13	W	Indianapolis Colts	Mile High Stadium	74,953	80°	Elway	Trudeau
Sun., Oct. 10*	27-30	L	Green Bay Packers	Lambeau Field	58,943	43°	Elway	Favre
Mon., Oct. 18	20-23	L	Los Angeles Raiders	Mile High Stadium	75,712	44°	Elway	Hostetler
Sun., Oct. 31	28-17	W	Seattle Seahawks	Mile High Stadium	73,644	62°	Elway	Mirer
Sun., Nov. 7	29-14	W	Cleveland Browns	Cleveland Stadium	77,818	36°	Elway	Kosar
Sun., Nov. 14	23-26	L	Minnesota Vikings	Mile High Stadium	67,329	30°	Elway	Salisbury
Sun., Nov. 21	37-13	W	Pittsburgh Steelers	Mile High Stadium	74,840	58°	Elway	O'Donnell
Sun., Nov. 28	17-9	W	Seattle Seahawks	Kingdome	57,812	Ind.	Elway	Mirer
Sun., Dec. 5	10-13	L	San Diego Chargers	Jack Murphy Stadium	60,233	72°	Elway	Humphries
Sun., Dec. 12	27-21	W	Kansas City Chiefs	Mile High Stadium	75,822	51°	Elway	Montana
Sat., Dec. 18	13-3	W	Chicago Bears	Soldier Field	53,056	39°	Elway	Willis
Sun., Dec. 26	10-17	L	Tampa Bay Buccaneers	Mile High Stadium	73,434	57°	Elway	Erickson, C.
Sun., Jan. 2	30-33	L	Los Angeles Raiders (OT)	L.A. Coliseum	66,904	76°	Elway	Hostetler
<i>(Bye Sept. 26 &amp; Oct. 24)</i>					1,112,157			

**1993 AFC WILD CARD PLAYOFF GAME**

Sun., Jan. 9	24-42	L	Los Angeles Raiders	L.A. Coliseum	65,314	73°	Elway	Hostetler
--------------	-------	---	---------------------	---------------	--------	-----	-------	-----------

**1994**

**HEAD COACH: Wade Phillips**

**PRESEASON (2-3)**

Day/Date	Score	W/L	Opponent	Location	Attend.	Temp.	Den. QB	Opp. QB
Sun., July 31*	22-25	L	Los Angeles Raiders	Olympic Stadium	37,406	84°	Elway	Hostetler
Sat., Aug. 6*	37-16	W	Atlanta Falcons	<i>(Barcelona, Spain; American Bowl; Sun. 7 p.m. in Barcelona/Sun. 11 a.m. in Denver)</i>	72,231	92°	Elway	George
Fri., Aug. 12*	3-20	L	San Francisco 49ers	Candlestick Park	52,429	75°	Elway	Young
Sun., Aug. 21*	10-34	L	Dallas Cowboys	Texas Stadium	63,923	84°	Elway	Aikman
Thu., Aug. 25*	30-21	W	Arizona Cardinals	Mile High Stadium	70,075	84°	Millen	Beuerlein
	102-116				258,695			

**REGULAR SEASON (7-9 overall / 4th AFC West (4-4 Div.) / 4-4 home / 3-5 away)**

Day/Date	Score	W/L	Opponent	Location	Attend.	Temp.	Den. QB	Opp. QB
Sun., Sept. 4*	34-37	L	San Diego Chargers	Mile High Stadium	74,032	87°	Elway	Humphries
Sun., Sept. 11	22-25	L	New York Jets (OT)	Giants Stadium	73,436	69°	Elway	Esion
Sun., Sept. 18	16-48	L	Los Angeles Raiders	Mile High Stadium	75,764	83°	Elway	Hostetler
Mon., Sept. 26*	20-27	L	Buffalo Bills	Rich Stadium	75,373	62°	Elway	Kelly
Sun., Oct. 9	16-9	W	Seattle Seahawks	Husky Stadium	63,872	64°	Elway	Mirer
Mon., Oct. 17	28-31	L	Kansas City Chiefs	Mile High Stadium	75,151	42°	Elway	Montana
Sun., Oct. 23	20-15	W	San Diego Chargers	Jack Murphy Stadium	61,626	69°	Elway	Humphries
Sun., Oct. 30	26-14	W	Cleveland Browns	Mile High Stadium	73,190	40°	Elway	Testaverde
Sun., Nov. 6	21-27	L	Los Angeles Rams	Anaheim Stadium	48,103	74°	Elway	Chandler
Sun., Nov. 13	17-10	W	Seattle Seahawks	Mile High Stadium	71,290	52°	Elway	Mirer
Sun., Nov. 20	32-28	W	Atlanta Falcons	Mile High Stadium	70,594	48°	Elway	George
Sun., Nov. 27	15-13	W	Cincinnati Bengals	Mile High Stadium	69,714	30°	Elway	Blake
Sun., Dec. 4	20-17	W	Kansas City Chiefs (OT)	Arrowhead Stadium	77,631	67°	Elway	Bono
Sun., Dec. 11	13-23	L	Los Angeles Raiders	L.A. Coliseum	60,016	65°	Millen	Hostetler
Sat., Dec. 17	19-42	L	San Francisco 49ers	Candlestick Park	64,884	49°	Elway	Young
Sat., Dec. 24	28-30	L	New Orleans Saints	Mile High Stadium	64,445	59°	Millen	Everett
<i>(Bye Oct. 2)</i>					1,099,121			

**1995**

**HEAD COACH: Mike Shanahan**

**PRESEASON (3-2)**

Day/Date	Score	W/L	Opponent	Location	Attend.	Temp.	Den. QB	Opp. QB
Sat., July 29*	9-7	W	San Francisco 49ers	Mile High Stadium	71,182	89°	Elway	Young
Sun., Aug. 6	24-10	W	San Francisco 49ers	Tokyo Dome	48,526	Ind.	Elway	Young
Sat., Aug. 12*	10-19	L	Carolina Panthers	<i>(Tokyo, Japan; American Bowl; Sunday a.m. in Tokyo/Sat. p.m. in Denver)</i>	57,017	93°	Elway	Reich
Mon., Aug. 21*	20-17	W	Dallas Cowboys	Mile High Stadium	72,451	82°	Elway	Aikman
Fri., Aug. 25*	17-23	L	Jacksonville Jaguars	Jacksonville Municipal Stadium	66,023	82°	Millen	Beuerlein
	80-76				315,199			

**REGULAR SEASON (8-8 overall / 4th AFC West (3-5 Div.) / 6-2 home / 2-6 away)**

Day/Date	Score	W/L	Opponent	Location	Attend.	Temp.	Den. QB	Opp. QB
Sun., Sept. 3*	22-7	W	Buffalo Bills	Mile High Stadium	75,157	91°	Elway	Kelly
Sun., Sept. 10	21-31	L	Dallas Cowboys	Texas Stadium	64,578	84°	Elway	Aikman
Sun., Sept. 17	38-31	W	Washington Redskins	Mile High Stadium	71,930	80°	Elway	Frerotte
Sun., Sept. 24	6-17	L	San Diego Chargers	Jack Murphy Stadium	58,987	76°	Elway	Humphries
Sun., Oct. 1	10-27	L	Seattle Seahawks	Kingdome	49,914	Ind.	Elway	Mirer
Sun., Oct. 8*	37-3	W	New England Patriots	Foxboro Stadium	60,074	66°	Elway	Bledsoe
Mon., Oct. 16*	27-0	W	Oakland Raiders	Mile High Stadium	75,491	66°	Elway	Hostetler
Sun., Oct. 22	7-21	L	Kansas City Chiefs	Mile High Stadium	71,044	34°	Elway	Bono
Sun., Nov. 5	38-6	W	Arizona Cardinals	Mile High Stadium	71,488	65°	Elway	Krieg
Sun., Nov. 12*	13-31	L	Philadelphia Eagles	Veterans Stadium	60,842	34°	Elway	Peete
Sun., Nov. 19	30-27	W	San Diego Chargers	Mile High Stadium	74,681	55°	Elway	Humphries
Sun., Nov. 26	33-42	L	Houston Oilers	Astrodome	36,113	Ind.	Elway	Chandler
Sun., Dec. 3	31-23	W	Jacksonville Jaguars	Mile High Stadium	72,231	51°	Elway	Beuerlein
Sun., Dec. 10	27-31	L	Seattle Seahawks	Mile High Stadium	71,488	56°	Elway	Mirer
Sun., Dec. 17	17-20	L	Kansas City Chiefs	Arrowhead Stadium	75,061	37°	Elway	Bono
Sun., Dec. 24	31-28	W	Oakland Raiders	Oakland-Alameda County Coliseum	50,074	57°	Elway	Hobert
<i>(Bye Oct. 29)</i>					1,039,153			

## 1996

**HEAD COACH:** Mike Shanahan

### PRESEASON (3-1)

Sat., Aug. 3	20-17	W	San Francisco 49ers	3Com Park	48,577	65°	Elway	Young
Sat., Aug. 10*	40-28	W	Carolina Panthers	Mile High Stadium	70,649	87°	Elway	Collins, K.
Sat., Aug. 17*	20-3	W	Dallas Cowboys	Texas Stadium	56,115	78°	Elway	Aikman
Fri., Aug. 23*	24-31	L	Jacksonville Jaguars	Mile High Stadium	57,665	64°	Elway	Brunell
	104-79				233,006			

### REGULAR SEASON (13-3 overall / 1st AFC West (6-2 Div.) / 8-0 home / 5-3 away)

Day/Date	Score	W/L	Opponent	Location	Attend.	Temp.	Den. QB	Opp. QB
Sun., Sept. 1	31-6	W	New York Jets	Mile High Stadium	70,595	90°	Elway	O'Donnell
Sun., Sept. 8*	30-20	W	Seattle Seahawks	Kingdome	43,671	Ind.	Elway	Mirer
Sun., Sept. 15*	27-23	W	Tampa Bay Buccaneers	Mile High Stadium	71,535	70°	Elway	Diifer
Sun., Sept. 22	14-17	L	Kansas City Chiefs	Arrowhead Stadium	79,439	75°	Elway	Bono
Sun., Sept. 29	14-10	W	Cincinnati Bengals	Cinergy Field	51,798	70°	Elway	Blake
Sun., Oct. 6	28-17	W	San Diego Chargers	Mile High Stadium	75,058	68°	Elway	Humphries
Sun., Oct. 20	45-34	W	Baltimore Ravens	Mile High Stadium	70,453	36°	Elway	Testaverde
Sun., Oct. 27	34-7	W	Kansas City Chiefs	Mile High Stadium	75,652	44°	Elway	Bono
Mon., Nov. 4*	22-21	W	Oakland-Alameda County Coliseum		61,179	63°	Elway	Hostetler
Sun., Nov. 10	17-12	W	Chicago Bears	Mile High Stadium	75,555	66°	Elway	Krieg
Sun., Nov. 17	34-8	W	New England Patriots	Foxboro Stadium	59,452	55°	Elway	Bledsoe
Sun., Nov. 24	21-17	W	Minnesota Vikings	Hubert H. Humphrey Metrodome	59,142	Ind.	Elway	Johnson, B.
Sun., Dec. 1	34-7	W	Seattle Seahawks	Mile High Stadium	74,982	50°	Elway	Mirer
Sun., Dec. 8	6-41	L	Green Bay Packers	Lambeau Field	60,712	31°	Musgrave	Favre
Sun., Dec. 15	24-19	W	Oakland Raiders	Mile High Stadium	75,466	40°	Elway	Hostetler
Sun., Dec. 22*	10-16	L	San Diego Chargers	Jack Murphy Stadium	46,801	56°	Elway	Humphries
(Bye Oct. 13)	391-275				1,051,490			

### 1996 AFC DIVISIONAL PLAYOFF GAME

Sat., Jan. 4	27-30	L	Jacksonville Jaguars	Mile High Stadium	75,678	46°	Elway	Brunell
--------------	-------	---	----------------------	-------------------	--------	-----	-------	---------

## 1997

**HEAD COACH:** Mike Shanahan

### PRESEASON (3-2)

Sat., Jul. 26*	31-10	W	Buffalo Bills	Mile High Stadium	69,739	81°	Elway	Collins, T.
Mon., Aug. 4*	19-38	L	Miami Dolphins	Estadio Guillermo Canedo (Mexico City, American Bowl)	104,629	70°	Elway	Marino
Sat., Aug. 9*	23-13	W	Carolina Panthers	Ericsson Stadium	68,296	78°	Lewis	Collins, K.
Sun., Aug. 17*	21-31	L	New England Patriots	Foxboro Stadium	55,354	88°	Lewis	Bledsoe
Sat., Aug. 23*	31-17	W	San Francisco 49ers	Mile High Stadium	69,874	89°	Elway	Young
	125-109				367,892			

### REGULAR SEASON (12-4 overall / 2nd AFC West (6-2 Div.) / 8-0 home / 4-4 away)

Day/Date	Score	W/L	Opponent	Location	Attend.	Temp.	Den. QB	Opp. QB
Sun., Aug. 31	19-3	W	Kansas City Chiefs	Mile High Stadium	75,600	82°	Elway	Grbac
Sun., Sept. 7	35-14	W	Seattle Seahawks	Kingdome	55,859	Ind.	Elway	Moon
Sun., Sept. 14	35-14	W	St. Louis Rams	Mile High Stadium	74,338	82°	Elway	Banks
Sun., Sept. 21	38-20	W	Cincinnati Bengals	Mile High Stadium	73,871	54°	Elway	Blake
Sun., Sept. 28	29-21	W	Atlanta Falcons	Georgia Dome	48,211	Ind.	Elway	Chandler
Mon., Oct. 6*	34-13	W	New England Patriots	Mile High Stadium	75,821	55°	Elway	Bledsoe
Sun., Oct. 19	25-28	L	Oakland Raiders	Oakland-Alameda County Coliseum	57,006	64°	Elway	George
Sun., Oct. 26	23-20	W	Buffalo Bills (OT)	Rich Stadium	78,458	43°	Elway	Collins, T.
Sun., Nov. 2	30-27	W	Seattle Seahawks	Mile High Stadium	74,212	46°	Elway	Moon
Sun., Nov. 9	34-0	W	Carolina Panthers	Mile High Stadium	71,408	28°	Elway	Collins, K.
Sun., Nov. 16	22-24	L	Kansas City Chiefs	Arrowhead Stadium	77,963	31°	Elway	Gannon
Mon., Nov. 24*	31-3	W	Oakland Raiders	Mile High Stadium	75,307	38°	Elway	George
Sun., Nov. 30*	38-28	W	San Diego Chargers	Qualcomm Stadium	54,245	56°	Elway	Whelihan
Sun., Dec. 7	24-35	L	Pittsburgh Steelers	Three Rivers Stadium	59,739	33°	Elway	Stewart
Mon., Dec. 15*	17-34	L	San Francisco 49ers	3Com Park	68,461	50°	Elway	Young
Sun., Dec. 21	38-3	W	San Diego Chargers	Mile High Stadium	69,632	33°	Elway	Whelihan
(Bye Oct. 12)	472-287				1,090,131			

### 1997 AFC WILD CARD PLAYOFF GAME

Sat., Dec. 27	42-17	W	Jacksonville Jaguars	Mile High Stadium	74,481	44°	Elway	Brunell
---------------	-------	---	----------------------	-------------------	--------	-----	-------	---------

### 1997 AFC DIVISIONAL PLAYOFF GAME

Sun., Jan. 4	14-10	W	Kansas City Chiefs	Arrowhead Stadium	76,965	32°	Elway	Grbac
--------------	-------	---	--------------------	-------------------	--------	-----	-------	-------

### 1997 AFC CHAMPIONSHIP GAME

Sun., Jan. 11	24-21	W	Pittsburgh Steelers	Three Rivers Stadium	61,382	38°	Elway	Stewart
---------------	-------	---	---------------------	----------------------	--------	-----	-------	---------

### SUPER BOWL XXXII

Sun., Jan. 25	31-24	W	Green Bay Packers	Qualcomm Stadium, San Diego	68,912	67°	Elway	Favre
---------------	-------	---	-------------------	-----------------------------	--------	-----	-------	-------

## 1998

**HEAD COACH:** Mike Shanahan

### PRESEASON (3-1)

Day/Date	Score	W/L	Opponent	Location	Attend.	Temp.	Den. QB	Opp. QB
Sat., Aug. 8*	20-13	W	St. Louis Rams	Trans World Dome	53,842	Ind.	Brister	Banks
Fri., Aug. 14*	17-10	W	New Orleans Saints	Mile High Stadium	70,937	82°	Elway	Hobert
Mon., Aug. 24*	34-31	W	Green Bay Packers	Mile High Stadium	73,183	73°	Elway	Favre
Sat., Aug. 29	13-16	L	Tennessee Oilers	Vanderbilt Stadium	33,194	89°	Elway	McNair
	84-70				231,156			

### REGULAR SEASON (14-2 overall / 1st AFC West (8-0 Div.) / 8-0 home / 6-2 away)

Day/Date	Score	W/L	Opponent	Location	Attend.	Temp.	Den. QB	Opp. QB
Mon., Sept. 7*	27-21	W	New England Patriots	Mile High Stadium	74,745	84°	Elway	Bledsoe



Sun., Sept. 13	42-23	W	Dallas Cowboys	Mile High Stadium	75,013	76°	Elway	Aikman
Sun., Sept. 20	34-17	W	Oakland Raiders	Oakland-Alameda County Coliseum	56,578	65°	Elway	George
Sun., Sept. 27	38-16	W	Washington Redskins	Jack Kent Cooke Stadium	71,880	90°	Brister	Green
Sun., Oct. 4	41-16	W	Philadelphia Eagles	Mile High Stadium	73,218	57°	Brister	Hoying
Sun., Oct. 11	21-16	W	Seattle Seahawks	Kingdome	66,258	Ind.	Elway	Moon
Sun., Oct. 25	37-24	W	Jacksonville Jaguars	Mile High Stadium	75,217	63°	Elway	Brunell
Sun., Nov. 1	33-26	W	Cincinnati Bengals	Cinergy Field	59,974	60°	Elway	O'Donnell
Sun., Nov. 8	27-10	W	San Diego Chargers	Mile High Stadium	74,925	37°	Brister	Leaf
Mon., Nov. 16*	30-7	W	Kansas City Chiefs	Arrowhead Stadium	78,100	54°	Brister	Gannon
Sun., Nov. 22	40-14	W	Oakland Raiders	Mile High Stadium	75,325	73°	Elway	Hollas
Sun., Nov. 29*	31-16	W	San Diego Chargers	Qualcomm Stadium	66,532	63°	Elway	Whelihan
Sun., Dec. 6	35-31	W	Kansas City Chiefs	Mile High Stadium	74,962	35°	Elway	Gannon
Sun., Dec. 13	16-20	L	New York Giants	Giants Stadium	72,336	41°	Elway	Graham
Mon., Dec. 21*	21-31	L	Miami Dolphins	Pro Player Stadium	74,363	76°	Elway	Marino
Sun., Dec. 27	28-21	W	Seattle Seahawks	Mile High Stadium	74,057	46°	Elway	Kitna
(Bye Oct. 18)	501-309				1,143,213			
<b>1998 AFC DIVISIONAL PLAYOFF GAME</b>								
Sat., Jan. 9	38-3	W	Miami Dolphins	Mile High Stadium	75,729	49°	Elway	Marino
<b>1998 AFC CHAMPIONSHIP GAME</b>								
Sun., Jan. 17	23-10	W	New York Jets	Mile High Stadium	75,482	41°	Elway	Testaverde
<b>SUPER BOWL XXXIII</b>								
Sun., Jan. 31*	34-19	W	Atlanta Falcons	Pro Player Stadium, Miami	74,803	73°	Elway	Chandler

## 1999

**HEAD COACH:** Mike Shanahan

### PRESEASON (3-2)

Day/Date	Score	W/L	Opponent	Location	Attend.	Temp.	Den. QB	Opp. QB
Sun., Aug. 8	20-17	W	San Diego Chargers	Stadium Australia (Sydney, Australia; American Bowl; Sunday a.m. in Sydney/Sat. p.m. in Denver)	73,811	60°	Brister	Harbaugh
Sat., Aug. 14*	38-7	W	Arizona Cardinals	Mile High Stadium	67,941	80°	Brister	Plummer
Mon., Aug. 23*	12-27	L	Green Bay Packers	Camp Randall Stad., Madison, Wis.	78,184	66°	Brister	Favre
Sun., Aug. 29*	12-22	L	Dallas Cowboys	Texas Stadium	61,893	98°	Brister	Aikman
Fri., Sept. 3*	34-3	W	San Francisco 49ers	Mile High Stadium	68,421	67°	Griese	Garcia
	116-76				350,250			

REGULAR SEASON (6-10)		overall / 5th AFC West (4-4 Div.) / 3-5 home / 3-5 away)						
Day/Date	Score	W/L	Opponent	Location	Attend.	Temp.	Den. QB	Opp. QB
Mon., Sept. 13*	21-38	L	Miami Dolphins	Mile High Stadium	75,623	60°	Griese	Marino
Sun., Sept. 19	10-26	L	Kansas City Chiefs	Arrowhead Stadium	78,683	69°	Griese	Grbac
Sun., Sept. 26	10-13	L	Tampa Bay Buccaneers	Raymond James Stadium	65,297	82°	Griese	Dilfer
Sun., Oct. 3	13-21	L	New York Jets	Mile High Stadium	74,181	54°	Griese	Mirer
Sun., Oct. 10	16-13	W	Oakland Raiders	Network Associates Coliseum	55,704	79°	Griese	Gannon
Sun., Oct. 17	31-10	W	Green Bay Packers	Mile High Stadium	73,352	50°	Griese	Favre
Sun., Oct. 24	23-24	L	New England Patriots	Foxboro Stadium	60,011	53°	Griese	Bledsoe
Sun., Oct. 31	20-23	L	Minnesota Vikings	Mile High Stadium	75,021	75°	Griese	George
Sun., Nov. 7	33-17	W	San Diego Chargers	Qualcomm Stadium	61,204	69°	Miller	Harbaugh
Sun., Nov. 14*	17-20	L	Seattle Seahawks	Kingdome	66,314	Ind.	Miller	Kitna
Mon., Nov. 22*	27-21	W	Oakland Raiders (OT)	Mile High Stadium	70,012	26°	Miller	Gannon
Sun., Dec. 5	10-16	L	Kansas City Chiefs	Mile High Stadium	73,855	45°	Griese	Grbac
Mon., Dec. 13*	24-27	L	Jacksonville Jaguars	ALLTEL Stadium	71,357	68°	Griese	Brunell
Sun., Dec. 19	36-30*	W	Seattle Seahawks	Mile High Stadium	65,987	27°	Griese	Kitna
Sat., Dec. 25	17-7	W	Detroit Lions	Silverdome	73,158	Ind.	Griese	Batch
Sun., Jan. 2	6-12	L	San Diego Chargers	Mile High Stadium	69,278	41°	Griese	Harbaugh
(Bye Nov. 28)	314-318				1,109,037			

## 2000

**HEAD COACH:** Mike Shanahan

### PRESEASON (4-0)

Day/Date	Score	W/L	Opponent	Location	Attend.	Temp.	Den. QB	Opp. QB
Sat., Aug. 5*	31-17	W	Arizona Cardinals	Sun Devil Stadium	37,781	101°	Griese	Plummer
Sun., Aug. 13	26-20	W	Green Bay Packers	Mile High Stadium	75,367	89°	Griese	Hasselbeck, M.
Sat., Aug. 19*	36-23	W	Dallas Cowboys	Mile High Stadium	76,632	85°	Griese	Aikman
Fri., Aug. 25*	28-24	W	San Francisco 49ers	3COM Park	65,016	70°	Griese	Garcia
	121-84				254,796			

REGULAR SEASON (11-5)		overall / 2nd AFC West (6-2 Div.) / 6-2 home / 5-3 away)						
Day/Date	Score	W/L	Opponent	Location	Attend.	Temp.	Den. QB	Opp. QB
Mon., Sept. 4*	36-41	L	St. Louis Rams	Trans World Dome	65,956	Ind.	Griese	Warner
Sun., Sept. 10	42-14	W	Atlanta Falcons	Mile High Stadium	75,466	84°	Griese	Chandler
Sun., Sept. 17	33-24	W	Oakland Raiders	Network Associates Coliseum	62,078	79°	Griese	Gannon
Sun., Sept. 24	22-23	L	Kansas City Chiefs	Mile High Stadium	74,596	36°	Frerotte	Grbac
Sun., Oct. 1	19-28	L	New England Patriots	Mile High Stadium	75,684	80°	Griese	Bledsoe
Sun., Oct. 8	21-7	W	San Diego Chargers	Qualcomm Stadium	56,079	68°	Griese	Harbaugh
Sun., Oct. 15	44-10	W	Cleveland Browns	Mile High Stadium	75,811	59°	Griese	Couch
Sun., Oct. 22	21-31	L	Cincinnati Bengals	Paul Brown Stadium	61,603	73°	Griese	Smith
Sun., Nov. 5	30-23	W	New York Jets	Giants Stadium	78,305	51°	Griese	Testaverde
Mon., Nov. 13*	27-24	W	Oakland Raiders	Mile High Stadium	75,951	20°	Griese	Gannon
Sun., Nov. 19	38-37	W	San Diego Chargers	Mile High Stadium	75,218	39°	Frerotte	Leaf
Sun., Nov. 26	38-31	W	Seattle Seahawks	Husky Stadium	68,661	48°	Frerotte	Huard, B.
Sun., Dec. 3	38-23	W	New Orleans Saints	Louisiana Superdome	64,900	Ind.	Frerotte	Brooks
Sun., Dec. 10	31-24	W	Seattle Seahawks	Mile High Stadium	75,218	22°	Frerotte	Kitna
Sun., Dec. 17	7-20	L	Kansas City Chiefs	Arrowhead Stadium	78,406	9°	Frerotte	Grbac
Sat., Dec. 23	38-9	W	San Francisco 49ers	Mile High Stadium	76,098	45°	Griese	Garcia
(Bye Oct. 29)	485-369				1,140,030			

### 2000 AFC WILD CARD PLAYOFF GAME

Sun., Dec. 31	3-21	L	Baltimore Ravens	PSINet Stadium	69,638	22°	Frerotte	Dilfer
---------------	------	---	------------------	----------------	--------	-----	----------	--------

## 2001

**HEAD COACH:** Mike Shanahan

### PRESEASON (3-1)

Day/Date	Score	W/L	Opponent	Location	Attend.	Temp.	Den. QB	Opp. QB
Sat., Aug. 11*	20-6	W	Dallas Cowboys	Texas Stadium	46,883	86°	Griese	Banks
Mon., Aug. 20*	7-22	L	Green Bay Packers	Lambeau Field	59,177	77°	Griese	Favre
Sat., Aug. 25*	31-24	W	New Orleans Saints	INVESCO Field at Mile High	74,063	81°	Griese	Brooks
Fri., Aug. 31*	35-7	W	San Francisco 49ers	INVESCO Field at Mile High	73,855	72°	Frerotte	Rattay
	93-59				253,928			

### REGULAR SEASON (8-8 overall / 3rd AFC West (4-4 Div.) / 6-2 home / 2-6 away)

Day/Date	Score	W/L	Opponent	Location	Attend.	Temp.	Den. QB	Opp. QB
Mon., Sept. 10*	31-20	W	New York Giants	INVESCO Field at Mile High	75,735	75°	Griese	Collins
Sun., Sept. 16			**Postponed until Jan. 6 due to terrorist attacks on U.S.**					
Sun., Sept. 23*	38-17	W	Arizona Cardinals	Sun Devil Stadium	50,913	103°	Griese	Plummer
Sun., Sept. 30	13-20	L	Baltimore Ravens	INVESCO Field at Mile High	75,082	71°	Griese	Grbac
Sun., Oct. 7	20-6	W	Kansas City Chiefs	INVESCO Field at Mile High	75,037	74°	Griese	Green
Sun., Oct. 14	21-34	L	Seattle Seahawks	Husky Stadium	61,837	54°	Griese	Differ
Sun., Oct. 21	10-27	L	San Diego Chargers	Qualcomm Stadium	67,521	66°	Griese	Flutie
Sun., Oct. 28	31-20	W	New England Patriots	INVESCO Field at Mile High	74,750	72°	Griese	Brady
Mon., Nov. 5*	28-38	L	Oakland Raiders	Network Associates Coliseum	62,637	62°	Griese	Gannon
Sun., Nov. 11	26-16	W	San Diego Chargers	INVESCO Field at Mile High	74,951	62°	Griese	Flutie
Sun., Nov. 18	10-17	L	Washington Redskins	INVESCO Field at Mile High	74,622	44°	Griese	Banks
Thu., Nov. 22	26-24	W	Dallas Cowboys	Texas Stadium	64,104	72°	Griese	Leaf
Sun., Dec. 2	10-21	L	Miami Dolphins	Pro Player Stadium	73,938	76°	Griese	Fiedler
Sun., Dec. 9*	20-7	W	Seattle Seahawks	INVESCO Field at Mile High	74,524	38°	Griese	Hasselbeck, M.
Sun., Dec. 16	23-26	L	Kansas City Chiefs (OT)	Arrowhead Stadium	77,778	49°	Frerotte	Green
Sun., Dec. 30	23-17	W	Oakland Raiders	INVESCO Field at Mile High	75,582	24°	Griese	Gannon
Sun., Jan. 6	10-29	L	Indianapolis Colts	RCA Dome	56,192		Griese	Manning, P.
(Bye Dec. 23)	340-339				1,115,203			

## 2002

**HEAD COACH:** Mike Shanahan

### PRESEASON (3-1)

Day/Date	Score	W/L	Opponent	Location	Attend.	Temp.	Den. QB	Opp. QB
Sat., Aug. 10*	27-3	W	Chicago Bears	Memorial Stadium, Champaign, Ill.	52,168	85°	Griese	Miller
Mon., Aug. 19*	7-12	L	San Francisco 49ers	INVESCO Field at Mile High	73,071	85°	Griese	Garcia

Sat., Aug. 24*	19-13	W	Arizona Cardinals	Sun Devil Stadium	26,736	105°	Griese	Plummer
Thu., Aug. 29*	31-0	W	Seattle Seahawks	INVESCO Field at Mile High	71,755	65°	Jackson	Hasselbeck, M.
	84-28				223,730			

### REGULAR SEASON (9-7 overall / 2nd AFC West (3-3 Div.) / 5-3 home / 4-4 away)

Day/Date	Score	W/L	Opponent	Location	Attend.	Temp.	Den. QB	Opp. QB
Sun., Sept. 8	23-16	W	St. Louis Rams	INVESCO Field at Mile High	75,710	83°	Griese	Warner
Sun., Sept. 15	24-14	W	San Francisco 49ers	3COM Park	67,685	67°	Griese	Garcia
Sun., Sept. 22	28-23	W	Buffalo Bills	INVESCO Field at Mile High	75,359	59°	Griese	Bledsoe
Mon., Sept. 30*	23-34	L	Baltimore Ravens	Ravens Stadium	69,538	71°	Griese	Redman
Sun., Oct. 6	26-9	W	San Diego Chargers	INVESCO Field at Mile High	75,065	57°	Griese	Brees
Sun., Oct. 13*	22-24	L	Miami Dolphins	INVESCO Field at Mile High	75,941	58°	Griese	Fiedler
Sun., Oct. 20	37-34	W	Kansas City Chiefs (OT)	Arrowhead Stadium	78,446	51°	Griese	Green
Sun., Oct. 27	24-16	W	New England Patriots	Gillette Stadium	68,436	60°	Griese	Brady
Mon., Nov. 11*	10-34	L	Oakland Raiders	INVESCO Field at Mile High	76,643	32°	Griese	Gannon
Sun., Nov. 17	31-9	W	Seattle Seahawks	Seahawks Stadium	65,495	53°	Griese	Hasselbeck, M.
Sun., Nov. 24*	20-23	L	Indianapolis Colts (OT)	INVESCO Field at Mile High	75,075	25°	Beuerlein	Manning, P.
Sun., Dec. 1	27-30	L	San Diego Chargers (OT)	Qualcomm Stadium	66,357	64°	Beuerlein	Brees
Sun., Dec. 8	13-19	L	New York Jets	Giants Stadium	78,521	42°	Griese	Pennington
Sun., Dec. 15	31-24	W	Kansas City Chiefs	INVESCO Field at Mile High	75,947	54°	Griese	Green
Sun., Dec. 22	16-28	L	Oakland Raiders	Network Associates Coliseum	62,592	56°	Griese	Gannon
Sun., Dec. 29	37-7	W	Arizona Cardinals	INVESCO Field at Mile High	75,164	57°	Beuerlein	Plummer
(Bye Nov. 2)	392-344				1,161,974			

## 2003

**HEAD COACH:** Mike Shanahan

### PRESEASON (3-1)

Day/Date	Score	W/L	Opponent	Location	Attend.	Temp.	Den. QB	Opp. QB
Sat., Aug. 9*	20-12	W	Houston Texans	Reliant Stadium	70,021	Ind.	Plummer	Carr
Sat., Aug. 16*	15-10	W	Chicago Bears	Memorial Stadium, Champaign, Ill.	52,861	85°	Plummer	Stewart
Mon., Aug. 25*	23-28	L	Indianapolis Colts	INVESCO Field at Mile High	72,510	82°	Plummer	Manning, P.
Fri., Aug. 29*	20-3	W	Seattle Seahawks	INVESCO Field at Mile High	73,038	70°	Jackson	Hasselbeck, M.
	78-53				268,430			

### REGULAR SEASON (10-6 overall / 2nd AFC West (5-1 Div.) / 6-2 home / 4-4 away)

Day/Date	Score	W/L	Opponent	Location	Attend.	Temp.	Den. QB	Opp. QB
Sun., Sept. 7	30-10	W	Cincinnati Bengals	Paul Brown Stadium	63,820	72°	Plummer	Kitna
Sun., Sept. 14	37-13	W	San Diego Chargers	Qualcomm Stadium	65,445	73°	Plummer	Brees
Mon., Sept. 22*	31-10	W	Oakland Raiders	INVESCO Field at Mile High	76,753	72°	Plummer	Gannon
Sun., Sept. 28	20-16	W	Detroit Lions	INVESCO Field at Mile High	75,719	66°	Plummer	Harrington
Sun., Oct. 5	23-24	L	Kansas City Chiefs	Arrowhead Stadium	78,903	69°	Plummer	Green
Sun., Oct. 12	17-14	W	Pittsburgh Steelers	INVESCO Field at Mile High	75,974	73°	Beuerlein	Maddox
Sun., Oct. 19	20-28	L	Minnesota Vikings	Hubert H. Humphrey Metrodome	64,381	Ind.	Beuerlein	Culpepper
Sun., Oct. 26	6-26	L	Baltimore Ravens	M&T Bank Stadium	69,721	67°	Kanell	Boiler
Mon., Nov. 3*	26-30	L	New England Patriots	INVESCO Field at Mile High	76,203	35°	Kanell	Brady
Sun., Nov. 16	37-8	W	San Diego Chargers	INVESCO Field at Mile High	75,217	52°	Plummer	Flutie
Sun., Nov. 23	10-19	L	Chicago Bears	INVESCO Field at Mile High	75,540	18°	Plummer	Chandler
Sun., Nov. 30	22-8	W	Oakland Raiders	Network Associates Coliseum	57,201	55°	Plummer	Mirer

Sun., Dec. 7	45-27	W	Kansas City Chiefs	INVESCO Field at Mile High	76,403	63°	Plummer	Green
Sun., Dec. 14	23-20	W	Cleveland Browns (OT)	INVESCO Field at Mile High	75,358	52°	Plummer	Couch
Sun., Dec. 21*	31-17	W	Indianapolis Colts	RCA Dome	57,149	Ind.	Plummer	Manning, P.
Sun., Dec. 28	3-31	L	Green Bay Packers	Lambeau Field	70,299	45°	Jackson	Favre
(Bye Nov. 9)	381-301				1,134,086			
<b>2004 AFC WILD CARD PLAYOFF GAME</b>								
Sun., Jan. 4	10-41	L	Indianapolis Colts	RCA Dome	56,586	Ind.	Plummer	Manning, P

## 2004

**HEAD COACH:** Mike Shanahan

### PRESEASON (2-3)

Day/Date	Score	W/L	Opponent	Location	Attend.	Temp.	Den. QB	Opp. QB
Mon., Aug. 9*	17-20	L	Washington Redskins	Fawcett Stadium (Canton, Ohio; Hall of Fame Game)	22,177	75°	Plummer	Brunell
Sun., Aug. 15*	6-16	L	Buffalo Bills	Ralph Wilson Stadium	49,645	70°	Plummer	Bledsoe
Sat., Aug. 21*	19-3	W	Seattle Seahawks	Qwest Field	47,641	66°	Plummer	Hasselbeck, M.
Fri., Aug. 27*	31-17	W	Houston Texans	INVESCO Field at Mile High	71,256	54°	Plummer	Carr
Thu., Sept. 2*	21-33	L	Arizona Cardinals	INVESCO Field at Mile High	71,986	79°	Kanell	McCown
	94-89				262,705			

### REGULAR SEASON (10-6 overall / 2nd AFC West (3-3 Div.) / 6-2 home / 4-4 away)

Day/Date	Score	W/L	Opponent	Location	Attend.	Temp.	Den. QB	Opp. QB
Sun., Sept. 12*	34-24	W	Kansas City Chiefs	INVESCO Field at Mile High	75,939	82°	Plummer	Green
Sun., Sept. 19	6-7	L	Jacksonville Jaguars	ALLTEL Stadium	69,127	78°	Plummer	Leftwich
Sun., Sept. 26	23-13	W	San Diego Chargers	INVESCO Field at Mile High	74,533	73°	Plummer	Brees
Sun., Oct. 3	16-13	W	Tampa Bay Buccaneers	Raymond James Stadium	65,341	86°	Plummer	Johnson
Sun., Oct. 10	20-17	W	Carolina Panthers	INVESCO Field at Mile High	75,072	72°	Plummer	Delhomme
Sun., Oct. 17	31-3	W	Oakland Raiders	Network Associates Coliseum	57,293	67°	Plummer	Collins
Mon., Oct. 25*	10-23	L	Cincinnati Bengals	Paul Brown Stadium	65,806	61°	Plummer	Palmer
Sun., Oct. 31	28-41	L	Atlanta Falcons	INVESCO Field at Mile High	75,083	54°	Plummer	Vick
Sun., Nov. 7	31-13	W	Houston Texans	INVESCO Field at Mile High	74,292	69°	Plummer	Carr
Sun., Nov. 21	34-13	W	New Orleans Saints	Louisiana Superdome	64,900	Ind.	Plummer	Brooks
Sun., Nov. 28*	24-25	L	Oakland Raiders	INVESCO Field at Mile High	75,936	18°	Plummer	Collins
Sun., Dec. 5	17-20	L	San Diego Chargers	Qualcomm Stadium	65,395	58°	Plummer	Brees
Sun., Dec. 12	20-17	W	Miami Dolphins	INVESCO Field at Mile High	75,027	37°	Plummer	Feeley
Sun., Dec. 19	17-45	L	Kansas City Chiefs	Arrowhead Stadium	77,702	15°	Plummer	Green
Sat., Dec. 25*	37-16	W	Tennessee Titans	The Coliseum	68,809	29°	Plummer	Volek
Sun., Jan. 2	33-14	W	Indianapolis Colts	INVESCO Field at Mile High	75,149	32°	Plummer	Manning, P.
(Bye Nov. 14)	381-304				1,135,404			

### 2004 AFC WILD CARD PLAYOFF GAME

Sun., Jan. 9	24-49	L	Indianapolis Colts	RCA Dome	56,609	Ind.	Plummer	Manning, P.
--------------	-------	---	--------------------	----------	--------	------	---------	-------------

## 2005

**HEAD COACH:** Mike Shanahan

### PRESEASON (4-0)

Day/Date	Score	W/L	Opponent	Location	Attend.	Temp.	Den. QB	Opp. QB
Sat., Aug. 13*	20-14	W	Houston Texans	Reliant Stadium	70,016	Ind.	Plummer	Carr
Sat., Aug. 20*	26-21	W	San Francisco 49ers	INVESCO Field at Mile High	70,794	70°	Plummer	Smith
Sat., Aug. 27*	37-24	W	Indianapolis Colts	INVESCO Field at Mile High	74,152	77°	Plummer	Manning, P.
Fri., Sept. 2*	30-21	W	Arizona Cardinals	Sun Devil Stadium	40,888	99°	Van Pelt	Warner
	113-80				255,850			

### REGULAR SEASON (13-3 overall / 1st AFC West (5-1 Div.) / 8-0 home / 5-3 away)

Day/Date	Score	W/L	Opponent	Location	Attend.	Temp.	Den. QB	Opp. QB
Sun., Sept. 11	10-34	L	Miami Dolphins	Dolphins Stadium	72,324	89°	Plummer	Frerotte
Sun., Sept. 18	20-17	W	San Diego Chargers	INVESCO Field at Mile High	75,310	77°	Plummer	Brees
Mon., Sept. 26*	30-10	W	Kansas City Chiefs	INVESCO Field at Mile High	76,381	72°	Plummer	Green
Sun., Oct. 2	20-7	W	Jacksonville Jaguars	Alltel Stadium	66,045	82°	Plummer	Leftwich
Sun., Oct. 9	21-19	W	Washington Redskins	INVESCO Field at Mile High	75,880	50°	Plummer	Brunell
Sun., Oct. 16	28-20	W	New England Patriots	INVESCO Field at Mile High	76,571	75°	Plummer	Brady
Sun., Oct. 23	23-24	L	New York Giants	Giants Stadium	78,516	54°	Plummer	Manning, E.
Sun., Oct. 30	49-21	W	Philadelphia Eagles	INVESCO Field at Mile High	76,530	52°	Plummer	McNabb
Sun., Nov. 13	31-17	W	Oakland Raiders	McAfee Coliseum	62,779	61°	Plummer	Collins
Sun., Nov. 20	27-0	W	New York Jets	INVESCO Field at Mile High	76,255	61°	Plummer	Bollinger
Thu., Nov. 24	24-21	W	Dallas Cowboys (OT)	Texas Stadium	63,273	68°	Plummer	Bledsoe
Sun., Dec. 4	27-31	L	Kansas City Chiefs	Arrowhead Stadium	78,261	28°	Plummer	Green
Sun., Dec. 11	12-10	W	Baltimore Ravens	INVESCO Field at Mile High	75,651	41°	Plummer	Boller
Sat., Dec. 17*	28-17	W	Buffalo Bills	Ralph Wilson Stadium	71,887	28°	Plummer	Holcomb
Sat., Dec. 24	22-3	W	Oakland Raiders	INVESCO Field at Mile High	76,212	52°	Plummer	Collins
Sat., Dec. 31	23-7	W	San Diego Chargers	Qualcomm Stadium	65,513	61°	Plummer	Brees
(Bye Nov. 6)	395-258				1,167,388			

### 2005 AFC DIVISIONAL PLAYOFF GAME

Sat., Jan. 14	27-13	W	New England Patriots	INVESCO Field at Mile High	76,238	54°	Plummer	Brady
---------------	-------	---	----------------------	----------------------------	--------	-----	---------	-------

### 2005 AFC CHAMPIONSHIP GAME

Sun., Jan. 22	17-34	L	Pittsburgh Steelers	INVESCO Field at Mile High	76,775	34°	Plummer	Roethlisberger
---------------	-------	---	---------------------	----------------------------	--------	-----	---------	----------------

## 2006

**HEAD COACH:** Mike Shanahan

### PRESEASON (3-1)

Day/Date	Score	W/L	Opponent	Location	Attend.	Temp.	Den. QB	Opp. QB
Fri., Aug. 11*	13-20	L	Detroit Lions	Ford Field	56,915	Ind.	Plummer	Kitna
Sat., Aug. 19*	35-10	W	Tennessee Titans	INVESCO Field at Mile High	73,180	63°	Plummer	Volek
Sun., Aug. 27*	17-14	W	Houston Texans	INVESCO Field at Mile High	73,689	70°	Plummer	Carr
Thu., Aug. 31*	29-23	W	Arizona Cardinals	Cardinals Stadium	62,937	Ind.	Cutler	Warner
	94-67				266,721			

**REGULAR SEASON (9-7 overall / 3rd AFC West (3-3 Div.) / 4-4 home / 5-3 away)**

Day/Date	Score	W/L	Opponent	Location	Attend.	Temp.	Den. QB	Opp. QB
Sun., Sept. 10	10-18	L	St. Louis Rams	Edward Jones Dome	65,577	Ind.	Plummer	Bulger
Sun., Sept. 17	9-6	W	Kansas City Chiefs (OT)	INVESCO Field at Mile High	76,786	61°	Plummer	Huard, D.
Sun., Sept. 24*	17-7	W	New England Patriots	Gillette Stadium	68,756	68°	Plummer	Brady
Mon., Oct. 9*	13-3	W	Baltimore Ravens	INVESCO Field at Mile High	76,355	39°	Plummer	McNair
Sun., Oct. 15*	13-3	W	Oakland Raiders	INVESCO Field at Mile High	76,691	64°	Plummer	Walter
Sun., Oct. 22	17-7	W	Cleveland Browns	Cleveland Browns Stadium	73,024	48°	Plummer	Frye
Sun., Oct. 29	31-34	L	Indianapolis Colts	INVESCO Field at Mile High	76,767	70°	Plummer	Manning, P.
Sun., Nov. 5	31-20	W	Pittsburgh Steelers	Heinz Field	64,661	53°	Plummer	Roethlisberger
Sun., Nov. 12	17-13	W	Oakland Raiders	McAfee Coliseum	62,094	56°	Plummer	Walter
Sun., Nov. 19*	27-35	L	San Diego Chargers	INVESCO Field at Mile High	76,723	34°	Plummer	Rivers
Thu., Nov. 23*	10-19	L	Kansas City Chiefs	Arrowhead Stadium	79,484	65°	Plummer	Green
Sun., Dec. 3*	20-23	L	Seattle Seahawks	INVESCO Field at Mile High	76,146	16°	Cutler	Hasselbeck, M.
Sun., Dec. 10	20-48	L	San Diego Chargers	Qualcomm Stadium	67,514	57°	Cutler	Rivers
Sun., Dec. 17	37-20	W	Arizona Cardinals	Cardinals Stadium	63,845	60°	Cutler	Leinart
Sun., Dec. 24	24-23	W	Cincinnati Bengals	INVESCO Field at Mile High	75,759	32°	Cutler	Palmer
Sun., Dec. 31	23-26	L	San Francisco 49ers (OT)	INVESCO Field at Mile High	75,555	32°	Cutler	Smith
(Bye Oct. 1)	319-305				1,155,737			

**2007**

**HEAD COACH:** Mike Shanahan

**PRESEASON (2-2)**

Day/Date	Score	W/L	Opponent	Location	Attend.	Temp.	Den. QB	Opp. QB
Mon., Aug. 13*	17-13	W	San Francisco 49ers	Monster Park	66,764	66°	Cutler	Smith
Sat., Aug. 18*	20-31	L	Dallas Cowboys	Texas Stadium	61,034	91°	Cutler	Romo
Sat., Aug. 25*	16-17	L	Cleveland Browns	INVESCO Field at Mile High	75,361	84°	Cutler	Frye
Thu., Aug. 30*	21-3	W	Arizona Cardinals	INVESCO Field at Mile High	73,282	82°	Hackney	Leinart
	74-64				276,441			

**REGULAR SEASON (7-9 overall / 2nd AFC West (3-3 Div.) / 5-3 home / 2-6 away)**

Day/Date	Score	W/L	Opponent	Location	Attend.	Temp.	Den. QB	Opp. QB
Sun., Sept. 9	15-14	W	Buffalo Bills	Ralph Wilson Stadium	71,132	70°	Cutler	Losman
Sun., Sept. 16	23-20	W	Oakland Raiders (OT)	INVESCO Field at Mile High	76,784	87°	Cutler	McCown
Sun., Sept. 23	14-23	L	Jacksonville Jaguars	INVESCO Field at Mile High	76,463	75°	Cutler	Garrard
Sun., Sept. 30	20-38	L	Indianapolis Colts	RCA Dome	57,274	Ind.	Cutler	Manning, P.
Sun., Oct. 7	3-41	L	San Diego Chargers	INVESCO Field at Mile High	76,879	54°	Cutler	Rivers
Sun., Oct. 21*	31-28	W	Pittsburgh Steelers	INVESCO Field at Mile High	77,038	37°	Cutler	Roethlisberger
Mon., Oct. 29*	13-19	L	Green Bay Packers (OT)	INVESCO Field at Mile High	77,160	67°	Cutler	Favre
Sun., Nov. 4	7-44	L	Detroit Lions	Ford Field	60,783	Ind.	Cutler	Kitna
Sun., Nov. 11	27-11	W	Kansas City Chiefs	Arrowhead Stadium	77,368	69°	Cutler	Huard
Sun., Nov. 19*	34-20	W	Tennessee Titans	INVESCO Field at Mile High	76,590	63°	Cutler	Young
Sun., Nov. 25	34-37	L	Chicago Bears (OT)	Soldier Field	62,148	39°	Cutler	Grossman
Sun., Dec. 2	20-34	L	Oakland Raiders	McAfee Coliseum	61,990	60°	Cutler	McCown
Sun., Dec. 9	41-7	W	Kansas City Chiefs	INVESCO Field at Mile High	75,895	21°	Cutler	
Thu., Dec. 13*	13-31	L	Houston Texans	Reliant Stadium	70,747	59°	Cutler	Rosenfels
Mon., Dec. 24*	3-23	L	San Diego Chargers	Qualcomm Stadium	65,477	62°	Cutler	Rivers
Sun., Dec. 30	22-19	W	Minnesota Vikings (OT)	INVESCO Field at Mile High	76,084	36°	Cutler	Jackson
(Bye Oct. 14)	320-409				1,139,812			

**2008**

**HEAD COACH:** Mike Shanahan

**PRESEASON (2-2)**

Day/Date	Score	W/L	Opponent	Location	Attend.	Temp.	Den. QB	Opp. QB
Sat., Aug. 9*	16-19	L	Houston Texans	Reliant Stadium	70,020	Ind.	Cutler	Schaub
Sat., Aug. 16*	23-13	W	Dallas Cowboys	INVESCO Field at Mile High	74,484	57°	Cutler	Romo
Fri., Aug. 22*	24-27	L	Green Bay Packers	INVESCO Field at Mile High	74,213	73°	Cutler	Rodgers
Fri., Aug. 29*	28-14	W	Arizona Cardinals	University of Phoenix Stadium	63,215	Ind.	Hackney	Warner
	91-73				281,932			

**REGULAR SEASON (8-8 overall / 2nd AFC West (3-3 Div.) / 4-4 home / 4-4 away)**

Day/Date	Score	W/L	Opponent	Location	Attend.	Temp.	Den. QB	Opp. QB
Mon., Sept. 8*	41-14	W	Oakland Raiders	McAfee Coliseum	62,762	60°	Cutler	Rivers
Sun., Sept. 14	39-38	W	San Diego Chargers	INVESCO Field at Mile High	75,915	59°	Cutler	Russell
Sun., Sept. 21	34-32	W	New Orleans Saints	INVESCO Field at Mile High	75,713	75°	Cutler	Brees
Sun., Sept. 28	19-33	L	Kansas City Chiefs	Arrowhead Stadium	74,623	74°	Cutler	Huard
Sun., Oct. 5	16-13	W	Tampa Bay Buccaneers	INVESCO Field at Mile High	75,480	70°	Cutler	Griese
Sun., Oct. 12	17-14	W	Jacksonville Jaguars	INVESCO Field at Mile High	75,674	43°	Cutler	Garrard
Mon., Oct. 20*	7-41	L	New England Patriots	Gillette Stadium	68,756	40°	Cutler	Cassel
Sun., Nov. 2	17-26	L	Miami Dolphins	INVESCO Field at Mile High	75,499	77°	Cutler	Pennington
Thu., Nov. 6*	34-30	W	Cleveland Browns	Cleveland Browns Stadium	73,141	56°	Cutler	Quinn
Sun., Nov. 16	24-20	W	Atlanta Falcons	Georgia Dome	54,644	Ind.	Cutler	Ryan
Sun., Nov. 23	10-31	L	Oakland Raiders	INVESCO Field at Mile High	76,067	47°	Cutler	Russell
Sun., Nov. 30	34-17	W	New York Jets	The Meadowlands	78,809	36°	Cutler	Favre
Sun., Dec. 7	24-17	W	Kansas City Chiefs	INVESCO Field at Mile High	75,187	64°	Cutler	Thigpen
Sun., Dec. 14	10-30	L	Carolina Panthers	Bank of America Stadium	73,690	46°	Cutler	Delhomme
Sun., Dec. 21	23-30	L	Buffalo Bills	INVESCO Field at Mile High	74,539	17°	Cutler	Edwards
Sun., Dec. 28*	21-52	L	San Diego Chargers	Qualcomm Stadium	69,131	58°	Cutler	Rivers
(Bye Oct. 26)	370-448				1,159,630			

## 2009

**HEAD COACH:** Josh McDaniels

### PRESEASON (1-3)

Day/Date	Score	W/L	Opponent	Location	Attend.	Temp.	Den. QB	Opp. QB
Fri., Aug. 14*	16-17	L	San Francisco 49ers	Candlestick Park	61,533	63°	Orton	Hill
Sat., Aug. 22*	13-27	L	Seattle Seahawks	Qwest Field	67,052	69°	Orton	Hasselbeck
Sun., Aug. 30*	17-27	L	Chicago Bears	INVESCO Field at Mile High	73,519	68°	Orton	Cutler
Thu., Sept. 3*	19-0	W	Arizona Cardinals	INVESCO Field at Mile High	72,088	79°	Brandstater	Warner
	65-71				274,192			

### REGULAR SEASON (8-8 overall / 2nd AFC West (3-3 Div.) / 4-4 home / 4-4 away)

Day/Date	Score	W/L	Opponent	Location	Attend.	Temp.	Den. QB	Opp. QB
Sun., Sept. 13	12-7	W	Cincinnati Bengals	Paul Brown Stadium	62,831	72°	Orton	Palmer
Sun., Sept. 20	27-6	W	Cleveland Browns	INVESCO Field at Mile High	73,931	82°	Orton	Quinn
Sun., Sept. 27	23-3	W	Oakland Raiders	Oakland-Alameda County Coliseum	45,602	81°	Orton	Russell
Sun., Oct. 4	17-10	W	Dallas Cowboys	INVESCO Field at Mile High	76,440	55°	Orton	Romo
Sun., Oct. 11	20-17	W	New England Patriots (OT)	INVESCO Field at Mile High	76,011	30°	Orton	Brady
Mon., Oct. 19*	34-23	W	San Diego Chargers	Qualcomm Stadium	68,615	68°	Orton	Rivers
Sun., Nov. 1	7-30	L	Baltimore Ravens	M&T Bank Stadium	71,132	56°	Orton	Flacco
Mon., Nov. 9*	10-28	L	Pittsburgh Steelers	INVESCO Field at Mile High	76,716	55°	Orton	Roethlisberger
Sun., Nov. 15	17-27	L	Washington Redskins	FedEx Field	85,247	70°	Orton	Campbell
Sun., Nov. 22	3-32	L	San Diego Chargers	INVESCO Field at Mile High	74,707	51°	Simms	Rivers
Thu., Nov. 26*	26-6	W	New York Giants	INVESCO Field at Mile High	74,896	57°	Orton	Manning, E.
Sun., Dec. 6	44-13	W	Kansas City Chiefs	Arrowhead Stadium	68,912	37°	Orton	Cassel
Sun., Dec. 13	16-28	L	Indianapolis Colts	Lucas Oil Stadium	67,248	Ind.	Orton	Manning, P.
Sun., Dec. 20	19-20	L	Oakland Raiders	INVESCO Field at Mile High	74,502	57°	Orton	Frye
Sun., Dec. 27	27-30	L	Philadelphia Eagles	Lincoln Financial Field	69,144	45°	Orton	McNabb
Sun., Jan. 3	24-44	L	Kansas City Chiefs	INVESCO Field at Mile High	73,725	36°	Orton	Cassel
(Bye Oct. 26)	326-324				1,139,659			

## 2010

**HEAD COACH:** Josh McDaniels (12 games) & Eric Studesville (4 games)

### PRESEASON (1-3)

Day/Date	Score	W/L	Opponent	Location	Attend.	Temp.	Den. QB	Opp. QB
Sun., Aug. 15*	24-33	L	Cincinnati Bengals	Paul Brown Stadium	51,278	78°	Orton	Palmer
Sat., Aug. 21*	20-25	L	Detroit Lions	INVESCO Field at Mile High	73,093	92°	Orton	Stafford
Sun., Aug. 29*	34-17	W	Pittsburgh Steelers	INVESCO Field at Mile High	73,054	90°	Orton	Roethlisberger
Thu., Sept. 2*	24-31	L	Minnesota Vikings	Mall of America Field (Metrodome)	63,328	Ind.	Orton	Jackson
	102-106				260,753			

### REGULAR SEASON (4-12 overall / 4th AFC West (1-5 Div.) / 3-5 home / 1-7 away)

Day/Date	Score	W/L	Opponent	Location	Attend.	Temp.	Den. QB	Opp. QB
Sun., Sept. 12	17-24	L	Jacksonville Jaguars	EverBank Field	63,636	90°	Orton	Garrard
Sun., Sept. 19	31-14	W	Seattle Seahawks	INVESCO Field at Mile High	75,130	91°	Orton	Hasselbeck
Sun., Sept. 26	13-27	L	Indianapolis Colts	INVESCO Field at Mile High	76,401	85°	Orton	Manning, P.
Sun., Oct. 3	26-20	W	Tennessee Titans	LP Field	69,143	54°	Orton	Young
Sun., Oct. 10	17-31	L	Baltimore Ravens	M&T Bank Stadium	71,246	67°	Orton	Flacco
Sun., Oct. 17	20-24	L	New York Jets	INVESCO Field at Mile High	75,982	73°	Orton	Sanchez
Sun., Oct. 24	14-59	L	Oakland Raiders	INVESCO Field at Mile High	75,835	63°	Orton	Campbell
Sun., Oct. 31*	16-24	L	San Francisco 49ers	Wembley Stadium (London)	83,941	54°	Orton	Smith
Sun., Nov. 14	49-29	W	Kansas City Chiefs	INVESCO Field at Mile High	75,334	43°	Orton	Cassel
Mon., Nov. 22*	14-35	L	San Diego Chargers	Qualcomm Stadium	68,482	55°	Orton	Rivers
Sun., Nov. 28	33-36	L	St. Louis Rams	INVESCO Field at Mile High	72,736	45°	Orton	Bradford
Sun., Dec. 5	6-10	L	Kansas City Chiefs	Arrowhead Stadium	67,267	26°	Orton	Cassel
— Josh McDaniels out, Eric Studesville in as head coach —								
Sun., Dec. 12	13-43	L	Arizona Cardinals	University of Phoenix Stadium	62,223	Ind.	Orton	Skelton
Sun., Dec. 19	23-39	L	Oakland Raiders	Oakland Coliseum	44,246	55°	Tebow	Campbell
Sun., Dec. 26	24-23	W	Houston Texans	INVESCO Field at Mile High	73,691	50°	Tebow	Schaub
Sun., Jan. 2	28-33	L	San Diego Chargers	INVESCO Field at Mile High	74,155	42°	Tebow	Rivers
(Bye Nov. 7)	344-471				1,129,448			

## 2011

**HEAD COACH:** John Fox

### PRESEASON (2-2)

Day/Date	Score	W/L	Opponent	Location	Attend.	Temp.	Den. QB	Opp. QB
Thu., Aug. 11*	23-24	L	Dallas Cowboys	Cowboys Stadium	74,045	Ind.	Orton	Romo
Sat., Aug. 20*	24-10	W	Buffalo Bills	Sports Authority Field at Mile High	71,236	87°	Orton	Fitzpatrick
Sat., Aug. 27*	23-20	W	Seattle Seahawks	Sports Authority Field at Mile High	72,347	87°	Orton	Jackson
Thu., Sept. 1*	7-26	L	Arizona Cardinals	University of Phoenix Stadium	59,910	Ind.	Quinn	Kolb
	77-80				277,538			

### REGULAR SEASON (8-8 overall / 1st AFC West (3-3 Div.) / 3-5 home / 5-3 away)

Day/Date	Score	W/L	Opponent	Location	Attend.	Temp.	Den. QB	Opp. QB
Mon., Sept. 12*	20-23	L	Oakland Raiders	Sports Authority Field at Mile High	75,671	75°	Orton	Campbell
Sun., Sept. 18	24-22	W	Cincinnati Bengals	Sports Authority Field at Mile High	73,281	69°	Orton	Dalton
Sun., Sept. 25	14-17	L	Tennessee Titans	LP Field	69,143	73°	Orton	Hasselbeck
Sun., Oct. 2	23-49	L	Green Bay Packers	Lambeau Field	70,529	67°	Orton	Rodgers
Sun., Oct. 9	24-29	L	San Diego Chargers	Sports Authority Field at Mile High	74,895	52°	Orton	Rivers
Sun., Oct. 23	18-15	W	Miami Dolphins (OT)	Sun Life Stadium	63,800	77°	Tebow	Moore
Sun., Sept. 30	10-45	L	Detroit Lions	Sports Authority Field at Mile High	74,977	56°	Tebow	Stafford
Sun., Nov. 6	38-24	W	Oakland Raiders	O.co Coliseum	58,125	62°	Tebow	Palmer
Sun., Nov. 13	17-10	W	Kansas City Chiefs	Arrowhead Stadium	72,908	67°	Tebow	Cassel
Thu., Nov. 17*	17-13	W	New York Jets	Sports Authority Field at Mile High	74,746	54°	Tebow	Sanchez

Sun., Nov. 27	16-13	W	San Diego Chargers (OT)	Qualcomm Stadium	64,436	84°	Tebow	Rivers
Sun., Dec. 4	35-32	W	Minnesota Vikings	Mall of America Field (Metrodome)	62,939	Ind.	Tebow	Ponder
Sun., Dec. 11	13-10	W	Chicago Bears (OT)	Sports Authority Field at Mile High	76,487	50°	Tebow	Hanie
Sun., Dec. 18	23-41	L	New England Patriots	Sports Authority Field at Mile High	76,556	63°	Tebow	Brady
Sat., Dec. 24	14-40	L	Buffalo Bills	Ralph Wilson Stadium	45,112	30°	Tebow	Fitzpatrick
Sun., Jan. 1	3-7	L	Kansas City Chiefs	Sports Authority Field at Mile High	76,005	35°	Tebow	Orton
(Bye Oct. 16)	309-390				1,109,610			

#### 2011 AFC WILD CARD PLAYOFF GAME

Sun., Jan. 8	29-23	W	Pittsburgh Steelers (OT)	Sports Authority Field at Mile High	75,970	40°	Tebow	Roethlisberger
--------------	-------	---	--------------------------	-------------------------------------	--------	-----	-------	----------------

#### 2011 AFC DIVISIONAL PLAYOFF GAME

Sat., Jan. 14	10-45	L	New England Patriots	Gillette Stadium	68,756	24°	Tebow	Brady
---------------	-------	---	----------------------	------------------	--------	-----	-------	-------

### 2012

**HEAD COACH:** John Fox

#### PRESEASON (2-2)

Day/Date	Score	W/L	Opponent	Location	Attend.	Temp.	Den. QB	Opp. QB
Thu., Aug. 9*	31-3	W	Chicago Bears	Soldier Field	60,442	68°	Manning	Campbell
Sat., Aug. 18*	10-30	L	Seattle Seahawks	Sports Authority Field at Mile High	74,012	79°	Manning	Flynn
Sat., Aug. 26*	24-29	L	San Francisco 49ers	Sports Authority Field at Mile High	75,122	79°	Manning	Smith
Thu., Aug. 30*	16-13	W	Arizona Cardinals	University of Phoenix Stadium	59,773	Ind.	Hanie	Lindley
	81-75				269,349			

#### REGULAR SEASON (13-3 overall / 1st AFC West (6-0 Div.) / 7-1 home / 6-2 away)

Day/Date	Score	W/L	Opponent	Location	Attend.	Temp.	Den. QB	Opp. QB
Sun., Sept. 9*	31-19	W	Pittsburgh Steelers	Sports Authority Field at Mile High	76,823	85°	Manning	Roethlisberger
Mon., Sept. 17*	21-27	L	Atlanta Falcons	Georgia Dome	70,427	Ind.	Manning	Ryan
Sun., Sept. 23	25-31	L	Houston Texans	Sports Authority Field at Mile High	76,566	84°	Manning	Schaub
Sun., Sept. 30	37-6	W	Oakland Raiders	Sports Authority Field at Mile High	76,787	72°	Manning	Palmer
Sun., Oct. 7	21-31	L	New England Patriots	Gillette Stadium	68,756	54°	Manning	Brady
Mon., Oct. 15*	35-24	W	San Diego Chargers	Qualcomm Stadium	68,604	78°	Manning	Rivers
Sun., Oct. 28*	34-14	W	New Orleans Saints	Sports Authority Field at Mile High	76,832	59°	Manning	Brees
Sun., Nov. 4	31-23	W	Carolina Panthers	Bank of America Stadium	63,623	48°	Manning	Dalton
Sun., Nov. 11	36-14	W	Cincinnati Bengals	Paul Brown Stadium	73,939	71°	Manning	Newton
Sun., Nov. 18	30-23	W	San Diego Chargers	Sports Authority Field at Mile High	76,769	60°	Manning	Rivers
Sun., Nov. 25	17-9	W	Kansas City Chiefs	Arrowhead Stadium	74,244	52°	Manning	Quinn
Sun., Dec. 2	21-23	W	Tampa Bay Buccaneers	Sports Authority Field at Mile High	76,432	64°	Manning	Freeman
Thu., Dec. 6*	26-13	W	Oakland Raiders	O.co Coliseum	53,807	57°	Manning	Palmer
Sun., Dec. 16	34-17	W	Baltimore Ravens	M&T Bank Stadium	71,317	53°	Manning	Flacco
Sun., Dec. 23	34-12	W	Cleveland Browns	Sports Authority Field at Mile High	76,351	51°	Manning	Weeden
Sun., Dec. 30	38-3	W	Kansas City Chiefs	Sports Authority Field at Mile High	76,502	35°	Manning	Quinn
(Bye Oct. 16)	481-289				1,157,779			

#### 2012 AFC DIVISIONAL PLAYOFF GAME

Sat., Jan. 12	35-38	L	Baltimore Ravens (OT)	Sports Authority Field at Mile High	76,732	13°	Manning	Flacco
---------------	-------	---	-----------------------	-------------------------------------	--------	-----	---------	--------

### 2013

**HEAD COACH:** John Fox

#### PRESEASON (2-2)

Day/Date	Score	W/L	Opponent	Location	Attend.	Temp.	Den. QB	Opp. QB
Thu., Aug. 8	10-6	W	San Francisco 49ers	Candlestick Park	69,732	61°	Manning	Kaepernick
Sat., Aug. 17*	10-40	L	Seattle Seahawks	CenturLink Field	67,635	76°	Manning	Wilson
Sat., Aug. 24*	27-26	W	St. Louis Rams	Sports Authority Field at Mile High	75,473	79°	Manning	Bradford
Thu., Aug. 29*	24-32	L	Arizona Cardinals	Sports Authority Field at Mile High	75,465	82°	Osweiler	Stanton
	71-104				288,305			

#### REGULAR SEASON (13-3 overall / 1st AFC West (5-1 Div.) / 7-1 home / 6-2 away)

Day/Date	Score	W/L	Opponent	Location	Attend.	Temp.	Den. QB	Opp. QB
Thu., Sept. 5*	49-27	W	Baltimore Ravens	Sports Authority Field at Mile High	76,977	83°	Manning	Flacco
Sun., Sept. 15	41-23	W	New York Giants	MetLife Stadium	81,285	70°	Manning	Manning
Mon., Sept. 23*	37-21	W	Oakland Raiders	Sports Authority Field at Mile High	76,978	64°	Manning	Pryor
Sun., Sept. 29	52-20	W	Philadelphia Eagles	Sports Authority Field at Mile High	77,002	76°	Manning	Vick
Sun., Oct. 6	51-48	W	Dallas Cowboys	AT&T Stadium	92,758	Ind.	Manning	Romo
Sun., Oct. 13	35-19	W	Jacksonville Jaguars	Sports Authority Field at Mile High	76,862	59°	Manning	Henne
Sun., Oct. 20*	33-39	L	Indianapolis Colts	Lucas Oil Stadium	67,196	57°	Manning	Luck
Sun., Oct. 27	45-21	W	Washington Redskins	Sports Authority Field at Mile High	77,031	69°	Manning	Griffin
Sun., Nov. 10	28-20	W	San Diego Chargers	Qualcomm Stadium	68,847	78°	Manning	Rivers
Sun., Nov. 17*	27-17	W	Kansas City Chiefs	Sports Authority Field at Mile High	77,076	43°	Manning	Smith
Sun., Nov. 24*	31-34	L	New England Patriots (OT)	Gillette Stadium	68,756	22°	Manning	Brady
Sun., Dec. 1	35-28	W	Kansas City Chiefs	Arrowhead Stadium	77,065	55°	Manning	Smith
Sun., Dec. 8	51-28	W	Tennessee Titans	Sports Authority Field at Mile High	76,554	18°	Manning	Fitzpatrick
Thu., Dec. 12*	20-27	L	San Diego Chargers	Sports Authority Field at Mile High	76,497	37°	Manning	Rivers
Sun., Dec. 22	37-13	W	Houston Texans	Reliant Stadium	71,761	58°	Manning	Schaub
Sun., Dec. 29	34-14	W	Oakland Raiders	O.co Coliseum	51,500	70°	Manning	Pryor
(Bye Nov. 3)	606-399				1,194,145			

#### 2013 AFC DIVISIONAL PLAYOFF GAME

Sat., Jan. 12	24-17	W	San Diego Chargers	Sports Authority Field at Mile High	76,969	41°	Manning	Rivers
---------------	-------	---	--------------------	-------------------------------------	--------	-----	---------	--------

#### 2013 AFC CHAMPIONSHIP GAME

Sat., Jan. 19	26-16	W	New England Patriots	Sports Authority Field at Mile High	77,110	63°	Manning	Brady
---------------	-------	---	----------------------	-------------------------------------	--------	-----	---------	-------

#### SUPER BOWL XLVIII

Sun., Feb. 2	8-43	L	Seattle Seahawks	MetLife Stadium	82,529	49°	Manning	Wilson
--------------	------	---	------------------	-----------------	--------	-----	---------	--------



## SERIES RECORDS VS. OPPONENTS

### ARIZONA CARDINALS

Reg. Season: (7-1-1 / .833)

Home (4-0) / Away (3-1-1)

1973 (11/4) @Denver 17, @St. Louis 17 (T)  
1977 (9/18) @Denver 7, St. Louis 0  
1989 (12/16) @Denver 37, @Phoenix 0  
1991 (12/15) @Denver 24, Phoenix 19  
1995 (11/5) @Denver 38, Arizona 6  
2001 (9/23) @Denver 38, @Arizona 17  
2002 (12/29) @Denver 37, Arizona 7  
2006 (12/17) @Denver 37, @Arizona 20  
2010 (12/12) @Arizona 43, Denver 13

RS Pts.—DEN 248, ARI 129

Franchise known as Phoenix before 1994 and in St. Louis before 1988



### ATLANTA FALCONS

Reg. Season: (8-5-0 / .615)

Home (4-2) / Away (4-3)

Postseason: (1-0 / 1.000)

Home (0-0) / Away (0-0) / S.B. (1-0)

1970 (10/18) @Denver 24, Atlanta 10  
1972 (11/26) @Atlanta 23, Denver 20  
1975 (11/23) @Atlanta 35, Denver 21  
1979 (9/16) @Denver 20, @Atlanta 17 (OT)  
1982 (12/5) @Atlanta 34, @Denver 27  
1985 (9/22) @Denver 44, @Atlanta 28  
1988 (10/16) @Denver 30, Atlanta 14  
1984 (11/20) @Denver 32, Atlanta 28  
1987 (9/28) @Denver 29, @Atlanta 21  
1988 (11/31) @Denver 34, Atlanta 19#  
2000 (9/10) @Denver 42, Atlanta 14  
2004 (10/31) @Atlanta 41, @Denver 28  
2008 (11/16) @Denver 24, @Atlanta 20  
2012 (9/17) @Atlanta 27, Denver 21

RS Pts.—DEN 362, ATL 312

PS Pts.—DEN 34, ATL 19

#Super Bowl



### BALTIMORE RAVENS

Reg. Season: (5-5-0 / .500)

Home (3-1) / Away (1-4)

Postseason: (0-2 / .000)

Home (0-1) / Away (0-1) / S.B. (0-0)

1996 (10/20) @Denver 45, Baltimore 34  
2000 (12/31) @Baltimore 21, Denver 3\*  
2001 (9/30) @Baltimore 20, @Denver 13  
2002 (9/30) @Baltimore 34, Denver 23  
2003 (10/26) @Baltimore 26, Denver 6  
2005 (12/11) @Denver 12, Baltimore 10  
2006 (10/9) @Denver 13, Baltimore 3  
2009 (11/1) @Baltimore 30, Denver 7  
2010 (10/10) @Baltimore 31, Denver 17  
2012 (12/16) @Denver 34, @Baltimore 17  
2012 (11/2) @Baltimore 38, @Denver 35 (OT)\*\*  
2013 (9/5) @Denver 49, Baltimore 27

RS Pts.—DEN 219, BAL 232

PS Pts.—DEN 38, BAL 59

\*\*AFC Wild Card Playoff Game

\*AFC Divisional Playoff Game



### BUFFALO BILLS

Reg. Season: (15-19-1 / .443)

Home (4-7-1) / Away (11-12)

Postseason: (0-1 / .000)

Home (0-0) / Away (0-1) / S.B. (0-0)

1960 (9/18) @Denver 27, @Buffalo 21  
1960 (11/27) @Denver 38, Buffalo 38 (T)  
1961 (9/10) @Denver 22, Buffalo 10  
1961 (11/19) Buffalo 23, @Denver 10  
1962 (9/15) @Denver 23, @Buffalo 20  
1962 (10/28) Buffalo 45, @Denver 38  
1963 (11/3) Buffalo 30, @Denver 28  
1963 (11/9) @Buffalo 27, Denver 17  
1964 (9/20) @Buffalo 30, Denver 13  
1964 (12/13) Buffalo 30, @Denver 19  
1965 (9/19) Buffalo 30, @Denver 15  
1965 (10/24) @Buffalo 31, Denver 13  
1966 (12/18) @Buffalo 38, Denver 21  
1967 (10/8) Buffalo 17, @Denver 16  
1967 (11/19) Denver 21, @Buffalo 20  
1968 (11/24) @Denver 34, Buffalo 32  
1969 (9/28) @Buffalo 41, Denver 28  
1970 (9/20) @Denver 25, @Buffalo 10  
1975 (10/5) @Buffalo 38, Denver 14  
1977 (9/25) @Denver 26, Buffalo 6  
1979 (12/2) @Denver 19, @Buffalo 16  
1981 (10/25) @Buffalo 9, Denver 7  
1984 (10/21) @Buffalo 37, @Buffalo 7  
1987 (11/8) @Buffalo 21, Denver 14



1989 (9/18) @Denver 28, @Buffalo 14

1990 (9/30) @Buffalo 29, Denver 28

1991 (11/2) @Buffalo 10, Denver 7\*\*\*

1992 (12/12) @Buffalo 27, Denver 17

1994 (9/26) @Buffalo 27, Denver 20

1995 (9/3) @Denver 22, Buffalo 7

1997 (10/26) @Denver 23, @Buffalo 20 (OT)

2002 (9/22) @Denver 28, Buffalo 23

2005 (12/17) @Denver 28, @Buffalo 17

2007 (9/9) @Denver 15, @Buffalo 14

2008 (12/21) Buffalo 30, @Denver 23

2011 (12/24) @Buffalo 40, Denver 10

RS Pts.—DEN 767, BUF 838

PS Pts.—DEN 7, BUF 10

\*\*\*AFC Championship Game

### CAROLINA PANTHERS

Reg. Season: (3-1-0 / .750)

Home (2-0) / Away (1-1)

1997 (11/9) @Denver 34, Carolina 0

2004 (10/10) @Denver 20, Carolina 17

2008 (12/14) @Carolina 30, Denver 10

2012 (11/11) @Denver 36, @Carolina 14

RS Pts.—DEN 100, CAR 61



### CHICAGO BEARS

Reg. Season: (7-7-0 / .500)

Home (5-3) / Away (2-4)

1971 (12/5) @Denver 6, Chicago 3

1973 (9/30) Chicago 33, @Denver 14

1976 (12/12) @Denver 28, @Chicago 14

1978 (10/16) @Denver 16, Chicago 7

1981 (12/20) @Chicago 35, Denver 24

1983 (10/2) @Chicago 31, Denver 14

1984 (9/9) @Chicago 27, Denver 0

1987 (11/16) @Denver 31, Chicago 29

1990 (11/18) Chicago 16, @Denver 13 (OT)

1993 (12/18) @Denver 13, @Chicago 3

1996 (11/10) @Denver 17, Chicago 12

2003 (11/23) Chicago 19, @Denver 10

2007 (11/25) @Chicago 37, Denver 34 (OT)

2011 (12/11) @Denver 13, Chicago 10 (OT)

RS Pts.—DEN 233, CHI 276



### CINCINNATI BENGALS

Reg. Season: (19-8-0 / .704)

Home (12-2) / Away (7-6)

1968 (9/15) @Cincinnati 24, Denver 10

1968 (10/6) @Denver 10, Cincinnati 7

1969 (10/19) @Denver 30, @Cincinnati 23

1969 (12/14) @Denver 27, Cincinnati 16

1971 (11/14) @Cincinnati 24, @Denver 10

1972 (10/8) @Cincinnati 21, Denver 10

1973 (9/16) @Denver 28, Cincinnati 10

1975 (11/9) Cincinnati 17, @Denver 16

1976 (9/12) @Cincinnati 17, Denver 7

1977 (10/23) @Denver 24, @Cincinnati 13

1979 (9/2) @Denver 10, Cincinnati 0

1981 (11/22) @Cincinnati 38, Denver 21

1983 (10/16) @Denver 24, Cincinnati 17

1984 (9/2) @Denver 20, Cincinnati 17

1986 (11/30) @Denver 34, Cincinnati 28

1991 (9/1) @Denver 45, Cincinnati 14

1994 (11/27) @Denver 15, Cincinnati 13

1996 (9/29) Denver 14, @Cincinnati 10

1997 (9/21) @Denver 38, Cincinnati 20

1998 (11/1) @Denver 33, @Cincinnati 26

2000 (10/22) @Cincinnati 31, Denver 21

2003 (9/7) Denver 30, @Cincinnati 20

2004 (10/25) @Cincinnati 23, Denver 10

2006 (12/24) @Denver 24, Cincinnati 23

2009 (9/13) @Denver 12, @Cincinnati 7

2011 (9/18) @Denver 24, Cincinnati 22

2012 (11/4) Denver 31, @Cincinnati 23

RS Pts.—DEN 578, CIN 494



### CLEVELAND BROWNS

Reg. Season: (19-5-0 / .792)

Home (10-3) / Away (9-2)

Postseason: (3-0 / 1.000)

Home (2-0) / Away (1-0) / S.B. (0-0)

1970 (12/20) Cleveland 27, @Denver 13

1971 (10/24) @Denver 27, @Cleveland 0

1972 (10/29) Cleveland 27, @Denver 20

1974 (10/27) @Cleveland 23, Denver 21

1975 (10/19) @Denver 16, Cleveland 15

1976 (9/26) @Denver 44, Cleveland 13

1978 (11/12) @Denver 19, @Cleveland 7

1980 (10/5) @Denver 19, @Cleveland 16

1981 (11/1) @Denver 23, Cleveland 20 (OT)



1983 (12/4) @Denver 27, Cleveland 6

1984 (9/16) @Denver 24, @Cleveland 14

1986 (11/1) @Denver 23, @Cleveland 20 (OT)\*\*\*

1987 (11/17) @Denver 38, Cleveland 33\*\*\*

1988 (11/13) @Denver 30, Cleveland 7

1989 (10/1) @Cleveland 16, Denver 13

1989 (11/4) @Denver 37, Cleveland 21\*\*\*

1990 (10/18) Cleveland 30, @Denver 29

1991 (12/8) @Denver 17, @Cleveland 7

1992 (9/27) @Denver 12, @Cleveland 0

1993 (11/7) @Denver 29, @Cleveland 14

1994 (10/30) @Denver 26, Cleveland 14

2000 (10/15) @Denver 44, Cleveland 10

2003 (12/14) @Denver 23, Cleveland 20 (OT)

2006 (10/22) @Denver 17, @Cleveland 7

2008 (11/6) @Denver 34, @Cleveland 30

2009 (9/20) @Denver 27, Cleveland 6

2012 (12/23) @Denver 34, Cleveland 12

RS Pts.—DEN 588, CLE 341

PS Pts.—DEN 98, CLE 74

\*\*\*AFC Championship Game



### DALLAS COWBOYS

Reg. Season: (7-4-0 / .600)

Home (4-2) / Away (3-2)

Postseason: (0-1 / .000)

Home (0-0) / Away (0-0) / S.B. (0-1)

1973 (12/2) Dallas 22, @Denver 10

1977 (12/18) @Dallas 14, Denver 6

1977 (11/5) Dallas 27, Denver 10#

1980 (9/14) @Denver 41, Dallas 20

1986 (10/5) @Denver 29, Dallas 14

1992 (12/6) Dallas 31, @Denver 27

1995 (9/10) @Dallas 31, Denver 21

1998 (9/13) @Denver 42, Dallas 23

2001 (11/22) @Denver 26, @Dallas 24

2005 (11/24) @Denver 24, @Dallas 21 (OT)

2009 (10/4) @Denver 17, Dallas 10

2013 (10/6) @Denver 51, @Dallas 48

RS Pts.—DEN 294, DAL 258

PS Pts.—DEN 10, DAL 27

#Super Bowl XIII

### DETROIT LIONS

Reg. Season: (6-5-0 / .545)

Home (3-2) / Away (3-3)

1971 (11/7) Detroit 24, @Denver 20

1974 (11/28) Denver 31, @Detroit 27

1978 (11/23) @Detroit 17, Denver 14

1981 (10/11) @Denver 27, Detroit 21

1984 (10/7) @Denver 28, @Detroit 7

1987 (11/1) @Denver 34, Detroit 0

1990 (11/22) @Detroit 40, @Denver 27

1999 (12/25) Denver 17, @Detroit 7

2003 (9/28) @Denver 20, Detroit 16

2007 (11/4) @Detroit 44, Denver 7

2011 (10/30) Detroit 45, @Denver 10

RS Pts.—DEN 235, DET 248



### GREEN BAY PACKERS

Reg. Season: (5-6-1 / .458)

Home (5-1) / Away (0-5-1)

Postseason: (1-0 / 1.000)

Home (0-0) / Away (0-0) / S.B. (1-0)

1971 (9/26) @Green Bay 34, Denver 13 (Milw.)

1975 (9/29) @Denver 23, Green Bay 13

1978 (11/19) @Denver 16, Green Bay 3

1984 (10/15) @Denver 17, Green Bay 14

1987 (9/20) @Green Bay 17, Denver 17 (Milw.) (T)

1990 (12/30) @Denver 22, Green Bay 13

1993 (10/10) @Green Bay 30, Denver 27

1996 (12/8) @Green Bay 41, Denver 6

1997 (1/25) Denver 31, Green Bay 24#

1999 (10/17) @Denver 31, Green Bay 10

2003 (12/28) @Green Bay 31, Denver 3

2007 (10/29) Green Bay 19, @Denver 13 (OT)

2011 (10/2) @Green Bay 49, Denver 23

RS Pts.—DEN 211, GB 274

## INDIANAPOLIS COLTS

Reg. Season: (11-9-0 / .550)

Home (6-3-1) / Away (5-6)

Postseason: (0-2 / .000)

Home (0-0) / Away (0-2) / S.B. (0-0)

1974 (11/10) —Denver 17, @Baltimore 6  
1977 (11/27) —@Denver 27, Baltimore 13  
1978 (10/22) —@Baltimore 7, Denver 6  
1981 (9/20) —@Denver 28, Baltimore 10  
1983 (9/11) —Denver 17, @Baltimore 0  
1983 (12/11) —@Denver 21, Baltimore 19  
1985 (10/13) —Denver 15, @Indianapolis 10  
1988 (10/31) —@Indianapolis 55, Denver 23  
1989 (10/15) —@Denver 14, Indianapolis 3  
1990 (10/21) —@Denver 27, @Indianapolis 17  
1993 (10/3) —@Denver 35, Indianapolis 13  
2001 (1/6) —@Indianapolis 29, Denver 10  
2002 (11/24) —Indianapolis 23, @Denver 20 (OT)  
2003 (12/1) —Denver 31, @Indianapolis 17  
2003 (1/4) —@Indianapolis 41, Denver 10\*  
2004 (1/2) —@Denver 33, Indianapolis 14  
2004 (1/9) —@Indianapolis 49, Denver 24\*  
2006 (10/29) —Indianapolis 34, @Denver 31  
2007 (9/30) —@Indianapolis 38, Denver 20  
2009 (12/13) —@Indianapolis 28, Denver 16  
2010 (9/26) —Indianapolis 27, @Denver 13  
2013 (10/20) —@Indianapolis 39, Denver 33

RS Pts. —DEN 437, IND 412

PS Pts. —DEN 34, IND 90

\*AFC Wild Card Playoff Game

Franchise in Baltimore before 1984

## JACKSONVILLE JAGUARS

Reg. Season: (4-5-0 / .444)

Home (3-2) / Away (1-3)

Postseason: (1-1 / .500)

Home (1-1) / Away (0-0) / S.B. (0-0)

1995 (12/3) —@Denver 31, Jacksonville 23  
1996 (1/4) —Jacksonville 30, @Denver 27\*\*  
1997 (12/27) —@Denver 42, Jacksonville 17\*  
1998 (10/25) —@Denver 37, Jacksonville 24  
1999 (12/13) —@Jacksonville 27, Denver 24  
2004 (9/19) —@Jacksonville 7, Denver 6  
2005 (10/12) —Denver 20, @Jacksonville 7  
2007 (9/23) —Jacksonville 23, @Denver 14  
2008 (10/12) —Jacksonville 24, @Denver 17  
2010 (9/12) —@Jacksonville 24, Denver 17  
2013 (10/13) —@Denver 35, Jacksonville 19

RS Pts. —DEN 201, JAC 178

PS Pts. —DEN 69, JAC 47

\*AFC Wild Card Playoff Game

\*\*AFC Divisional Playoff Game

## KANSAS CITY CHIEFS

Reg. Season: (51-56-0 / .477)

Home (34-20) / Away (17-36)

Postseason: (1-0 / 1.000)

Home (0-0) / Away (1-0) / S.B. (0-0)

1960 (10/30) —Dallas 17, @Denver 14  
2000 (11/13) —@Dallas 34, Denver 7  
1961 (10/8) —Dallas 19, @Denver 12  
1961 (12/10) —@Dallas 49, Denver 21  
1962 (11/18) —@Dallas 24, @Denver 3  
1962 (12/9) —@Dallas 17, Denver 10  
1963 (9/7) —Kansas City 59, @Denver 7  
1963 (12/8) —@Kansas City 52, Denver 21  
1964 (10/11) —@Denver 33, Kansas City 27  
1964 (1/1) —@Kansas City 49, Denver 39  
1965 (10/10) —Kansas City 31, @Denver 23  
1965 (12/19) —@Kansas City 45, Denver 35  
1966 (10/8) —@Kansas City 37, Denver 10  
1966 (10/23) —Kansas City 56, @Denver 10  
1967 (10/29) —@Kansas City 52, Denver 9  
1967 (12/17) —Kansas City 38, @Denver 24  
1968 (9/22) —@Kansas City 34, Denver 2  
1968 (12/14) —Kansas City 30, @Denver 7  
1969 (10/5) —Kansas City 26, @Denver 13  
1969 (11/27) —@Kansas City 31, Denver 17  
1970 (10/4) —@Denver 26, Kansas City 13  
1970 (12/6) —@Kansas City 16, Denver 0  
1971 (10/3) —Kansas City 16, @Denver 3  
1971 (11/21) —@Kansas City 28, Denver 10  
1972 (10/1) —Kansas City 45, @Denver 24  
1972 (12/3) —@Kansas City 24, Denver 21  
1973 (10/7) —@Kansas City 16, Denver 14  
1973 (11/25) —@Denver 14, Kansas City 10  
1974 (10/6) —Denver 17, @Kansas City 14  
1974 (11/18) —Kansas City 42, @Denver 34  
1975 (9/21) —@Denver 37, Kansas City 33  
1975 (10/26) —@Kansas City 26, Denver 13  
1976 (10/24) —Denver 35, @Kansas City 26  
1976 (12/5) —@Denver 17, Kansas City 16  
1977 (10/9) —@Denver 23, Kansas City 7  
1977 (11/20) —Denver 14, @Kansas City 7  
1978 (9/24) —Denver 23, @Kansas City 17 (OT)  
1978 (12/10) —@Denver 24, Kansas City 3

1979 (10/14) —Denver 24, @Kansas City 10  
1979 (10/28) —@Denver 20, Kansas City 3  
1980 (10/19) —Kansas City 23, @Denver 17  
1980 (12/7) —@Kansas City 31, Denver 14  
1981 (10/18) —@Kansas City 28, Denver 14  
1981 (12/6) —@Denver 16, Kansas City 13  
1982 (12/19) —Kansas City 37, @Denver 16  
1983 (10/30) —@Denver 27, Kansas City 24  
1983 (12/18) —@Kansas City 48, Denver 17  
1984 (9/23) —@Denver 21, Kansas City 0  
1984 (12/2) —@Kansas City 16, Denver 13  
1985 (10/27) —Denver 30, @Kansas City 10  
1985 (12/14) —@Denver 14, Kansas City 13  
1986 (11/16) —@Denver 38, Kansas City 17  
1986 (12/7) —@Kansas City 37, Denver 10  
1987 (10/18) —Denver 26, @Kansas City 17  
1987 (12/19) —@Denver 20, Kansas City 17  
1988 (9/18) —@Kansas City 20, Denver 13  
1988 (11/6) —@Denver 17, Kansas City 11  
1989 (9/10) —@Denver 34, Kansas City 20  
1989 (11/12) —Denver 16, @Kansas City 23  
1990 (9/17) —@Denver 24, Kansas City 23  
1990 (12/9) —@Kansas City 31, Denver 20  
1991 (10/20) —@Denver 19, Kansas City 16  
1991 (11/17) —@Denver 24, @Kansas City 20  
1992 (10/4) —@Denver 20, Kansas City 19  
1992 (12/7) —@Kansas City 42, Denver 20  
1993 (9/20) —@Kansas City 15, Denver 7  
1993 (12/12) —@Denver 27, Kansas City 21  
1994 (10/17) —@Denver 31, @Denver 28  
1994 (12/4) —@Denver 20, @Kansas City 17 (OT)  
1995 (10/22) —Kansas City 21, @Denver 7  
1995 (12/17) —@Kansas City 20, Denver 17  
1996 (9/22) —@Kansas City 17, Denver 14  
1996 (10/27) —@Denver 34, Kansas City 7  
1997 (8/31) —@Denver 19, Kansas City 3  
1997 (11/16) —@Kansas City 24, Denver 22

1997 (1/4) —Denver 14, @Kansas City 10\*\*  
1998 (11/16) —Denver 30, @Kansas City 7  
1998 (12/6) —@Denver 35, Kansas City 31  
1999 (9/19) —@Kansas City 26, Denver 10  
1999 (12/5) —@Kansas City 16, @Denver 10  
2000 (9/24) —Kansas City 23, @Denver 22  
2000 (12/17) —@Kansas City 20, Kansas City 7  
2001 (10/7) —@Denver 20, Kansas City 6  
2001 (12/16) —@Kansas City 26, Denver 23 (OT)  
2002 (10/20) —Denver 37, @Kansas City 34 (OT)  
2002 (12/15) —@Denver 31, Kansas City 24  
2003 (10/5) —@Kansas City 24, Denver 23  
2003 (12/7) —@Denver 45, Kansas City 27  
2004 (9/12) —@Denver 34, Kansas City 24  
2004 (12/19) —@Kansas City 45, Denver 17  
2005 (9/26) —@Kansas City 30, Kansas City 10  
2005 (12/4) —@Kansas City 31, Denver 27  
2006 (9/17) —@Denver 9, Kansas City 6 (OT)  
2006 (11/23) —@Kansas City 19, Denver 10  
2007 (11/11) —@Denver 27, @Kansas City 11  
2007 (12/9) —@Denver 41, Kansas City 7  
2008 (9/28) —@Kansas City 33, Denver 19  
2008 (12/7) —@Denver 24, Kansas City 17  
2009 (12/6) —Denver 44, @Kansas City 13  
2009 (1/4) —@Kansas City 44, @Denver 24  
2010 (11/14) —@Denver 49, Kansas City 29  
2010 (12/5) —@Kansas City 10, Denver 6  
2011 (11/13) —Denver 17, @Kansas City 10  
2011 (1/1) —Kansas City 7, @Denver 3  
2012 (11/25) —Denver 17, @Kansas City 9  
2012 (12/30) —@Denver 38, Kansas City 3  
2013 (11/17) —@Denver 27, Kansas City 17  
2013 (12/1) —Denver 35, @Kansas City 28

RS Pts. —DEN 2,196, KC 2,458  
PS Pts. —DEN 14, KC 10

\*AFC Divisional Playoff Game

Franchise in Dallas before 1963 and known as the Texans

## MIAMI DOLPHINS

Reg. Season: (4-11-1 / .281)

Home (3-4-1) / Away (1-7)

Postseason: (1-0 / 1.000)

Home (1-0) / Away (0-0) / S.B. (0-0)

1966 (10/16) —@Miami 24, Denver 7  
1966 (12/4) —@Denver 17, Miami 7  
1967 (9/17) —@Miami 35, Denver 21  
1968 (10/27) —@Denver 21, Miami 14  
1969 (12/7) —@Miami 27, Denver 24  
1971 (9/19) —@Denver 10, Miami 10 (T)  
1975 (12/20) —@Miami 14, Denver 13  
1985 (9/29) —Miami 30, @Denver 26  
1998 (12/21) —@Miami 31, Denver 21  
1998 (1/9) —@Denver 38, Miami 3\*\*  
1999 (9/13) —Miami 38, @Denver 21  
2001 (12/2) —@Miami 21, Denver 10  
2002 (10/13) —Miami 24, @Denver 22  
2002 (12/12) —@Denver 20, Miami 17  
2005 (9/11) —@Miami 34, Denver 10  
2008 (11/2) —Miami 26, @Denver 17

1999 (10/16) —@Miami 24, Denver 7  
1999 (12/4) —@Denver 17, Miami 7  
1999 (12/7) —@Miami 35, Denver 21  
1999 (12/12) —@Miami 27, Denver 24  
1999 (12/19) —@Miami 31, Denver 21  
1999 (12/26) —@Miami 31, Denver 21  
1999 (12/26) —@Miami 31, Denver 21  
1999 (12/26) —@Miami 31, Denver 21  
1999 (12/26) —@Miami 31, Denver 21  
1999 (12/26) —@Miami 31, Denver 21

RS Pts. —DEN 14, KC 10  
PS Pts. —DEN 14, KC 10

\*AFC Divisional Playoff Game

Franchise in Dallas before 1963 and known as the Texans

## MINNESOTA VIKINGS

Reg. Season: (6-7-0 / .462)

Home (3-3) / Away (2-4)

Postseason: (3-1 / .750)

Home (0-0) / Away (0-1) / S.B. (0-0)

1960 (9/9) —Denver 13, @Boston 10  
1960 (10/23) —@Denver 31, Boston 24  
1961 (9/16) —@Boston 45, Denver 17  
1961 (12/3) —Boston 28, @Denver 24  
1962 (9/21) —@Boston 41, Denver 16  
1962 (11/11) —Boston 33, @Denver 29  
1963 (9/29) —@Denver 14, Boston 10  
1963 (10/18) —@Boston 40, Denver 21  
1964 (10/4) —Boston 39, @Denver 10  
1964 (11/20) —@Boston 12, Denver 7  
1965 (9/24) —Denver 27, @Boston 10  
1965 (12/12) —Boston 28, @Denver 20  
1966 (9/18) —Boston 24, @Denver 10  
1966 (11/6) —Denver 17, @Boston 10  
1967 (9/3) —@Denver 26, Boston 21  
1968 (9/29) —Boston 20, @Denver 17  
1968 (11/3) —Denver 35, @Boston 14  
1969 (9/14) —@Denver 35, Boston 7  
1972 (12/17) —@Denver 45, New England 21  
1976 (11/28) —@New England 38, Denver 14  
1979 (11/11) —@Denver 45, New England 10  
1980 (9/29) —@New England 23, Denver 14  
1984 (11/4) —@Denver 26, New England 19  
1986 (9/28) —@Denver 27, New England 20

1986 (1/4) —@Denver 22, New England 17\*\*

1987 (12/6) —@Denver 31, New England 20  
1988 (12/17) —@Denver 21, New England 10  
1991 (10/27) —Denver 9, @New England 6  
1991 (12/1) —@Denver 20, New England 3  
1995 (10/8) —Denver 37, @New England 3  
1996 (11/17) —Denver 34, @New England 8  
1997 (10/13) —@Denver 34, New England 13  
1998 (9/7) —@Denver 27, New England 21  
1999 (10/24) —@New England 24, Denver 23  
2000 (10/1) —New England 28, @Denver 19  
2001 (10/28) —@Denver 31, New England 20  
2002 (10/27) —Denver 24, @New England 16  
2003 (11/3) —New England 30, @Denver 26  
2005 (11/16) —@Denver 28, New England 20  
2005 (1/4) —@Denver 27, New England 13\*\*  
2006 (9/24) —Denver 17, @New England 7  
2008 (10/20) —@New England 41, Denver 7  
2009 (10/11) —@Denver 20, New England 17 (OT)  
2011 (12/18) —New England 41, @Denver 23  
2011 (1/4) —@New England 45, Denver 10\*\*  
2012 (10/7) —@New England 31, Denver 21  
2013 (12/4) —@New England 34, Denver 31 (OT)

2013 (1/19) —@Denver 26, New England 16\*\*

RS Pts. —DEN 1,023, NE 940  
PS Pts. —DEN 85, NE 91

\*AFC Divisional Playoff Game

\*\*AFC Championship Game

Franchise in Boston before 1971

## NEW ENGLAND PATRIOTS

Reg. Season: (25-19-0 / .568)

Home (16-9) / Away (9-10)

Postseason: (3-1 / .750)

Home (3-0) / Away (0-1) / S.B. (0-0)

1960 (9/9) —Denver 13, @Boston 10  
1960 (10/23) —@Denver 31, Boston 24  
1961 (9/16) —@Boston 45, Denver 17  
1961 (12/3) —Boston 28, @Denver 24  
1962 (9/21) —@Boston 41, Denver 16  
1962 (11/11) —Boston 33, @Denver 29  
1963 (9/29) —@Denver 14, Boston 10  
1963 (10/18) —@Boston 40, Denver 21  
1964 (10/4) —Boston 39, @Denver 10  
1964 (11/20) —@Boston 12, Denver 7  
1965 (9/24) —Denver 27, @Boston 10  
1965 (12/12) —Boston 28, @Denver 20  
1966 (9/18) —Boston 24, @Denver 10  
1966 (11/6) —Denver 17, @Boston 10  
1967 (9/3) —@Denver 26, Boston 21  
1968 (9/29) —Boston 20, @Denver 17  
1968 (11/3) —Denver 35, @Boston 14  
1969 (9/14) —@Denver 35, Boston 7  
1972 (12/17) —@Denver 45, New England 21  
1976 (11/28) —@New England 38, Denver 14  
1979 (11/11) —@Denver 45, New England 10  
1980 (9/29) —@New England 23, Denver 14  
1984 (11/4) —@Denver 26, New England 19  
1986 (9/28) —@Denver 27, New England 20  
1986 (1/4) —@Denver 22, New England 17\*\*  
1987 (12/6) —@Denver 31, New England 20  
1988 (12/17) —@Denver 21, New England 10  
1991 (10/27) —Denver 9, @New England 6  
1991 (12/1) —@Denver 20, New England 3  
1995 (10/8) —Denver 37, @New England 3  
1996 (11/17) —Denver 34, @New England 8  
1997 (10/13) —@Denver 34, New England 13  
1998 (9/7) —@Denver 27, New England 21  
1999 (10/24) —@New England 24, Denver 23  
2000 (10/1) —New England 28, @Denver 19  
2001 (10/28) —@Denver 31, New England 20  
2002 (10/27) —Denver 24, @New England 16  
2003 (11/3) —New England 30, @Denver 26  
2005 (11/16) —@Denver 28, New England 20  
2005 (1/4) —@Denver 27, New England 13\*\*  
2006 (9/24) —Denver 17, @New England 7  
2008 (10/20) —@New England 41, Denver 7  
2009 (10/11) —@Denver 20, New England 17 (OT)  
2011 (12/18) —New England 41, @Denver 23  
2011 (1/4) —@New England 45, Denver 10\*\*  
2012 (10/7) —@New England 31, Denver 21  
2013 (12/4) —@New England 34, Denver 31 (OT)

2013 (1/19) —@Denver 26, New England 16\*\*

RS Pts. —DEN 85, NE 91  
PS Pts. —DEN 85, NE 91

\*AFC Divisional Playoff Game

\*\*AFC Championship Game

Franchise in Boston before 1971

2011 (10/23) —Denver 18, @Miami 15 (OT)

RS Pts. —DEN 278, MIA 367

PS Pts. —DEN 38, MIA 3

\*\*AFC Divisional Playoff Game

## MINNESOTA VIKINGS

Reg. Season: (6-7-0 / .462)

Home (3-3) / Away (2-4)

Postseason: (3-1 / .750)

Home (0-0) / Away (0-1) / S.B. (0-0)

1972 (10/15) —Minnesota 23, @Denver 20  
1978 (9/11) —@Minnesota 12, Denver 9 (OT)  
1981 (11/2) —@Denver 19, Minnesota 17  
1984 (11/18) —@Denver 42, Minnesota 21  
1987 (10/26) —@Minnesota 34, Denver 27  
1990 (11/4) —@Minnesota 27, Denver 22  
1991 (9/29) —Denver 13, @Minnesota 6  
1993 (11/14) —Minnesota 26, @Denver 23  
1996 (11/24) —Denver 21, @Minnesota 17  
1999 (10/31) —Minnesota 23, @Denver 20  
2003 (10/19) —@Minnesota 28, Denver 20  
2007 (12/30) —@Denver 22, Minnesota 19 (OT)  
2011 (12/4) —Denver 35, @Minnesota 32  
RS Pts. —DEN 293, MIN 285

## NEW ENGLAND PATRIOTS

Reg. Season: (25-19-0 / .568)

Home (16-9) / Away (9-10)

Postseason: (3-1 / .750)

Home (3-0) / Away (0-1) / S.B. (0-0)

1960 (9/9) —Denver 13, @Boston 10  
1960 (10/23) —@Denver 31, Boston 24  
1961 (9/16) —@Boston 45, Denver 17  
1961 (12/3) —Boston 28, @Denver 24  
1962 (9/21) —@Boston 41, Denver 16  
1962 (11/11) —Boston 33, @Denver 29  
1963 (9/29) —@Denver 14, Boston 10  
1963 (10/18) —@Boston 40, Denver 21  
1964 (10/4) —Boston 39, @Denver 10  
1964 (11/20) —@Boston 12, Denver 7  
1965 (9/24) —Denver 27, @Boston 10  
1965 (12/12) —Boston 28, @Denver 20  
1966 (9/18) —Boston 24, @Denver 10  
1966 (11/6) —Denver 17, @Boston 10  
1967 (9/3) —@Denver 26, Boston 21  
1968 (9/29) —Boston 20, @Denver 17  
1968 (11/3) —Denver 35, @Boston 14  
1969 (9/14) —@Denver 35, Boston 7  
1972 (12/17) —@Denver 45, New England 21  
1976 (11/28) —@New England 38, Denver 14  
1979 (11/11) —@Denver 45, New England 10  
1980 (9/29) —@New England 23, Denver 14  
1984 (11/4) —@Denver 26, New England 19  
1986 (9/28) —@Denver 27, New England 20

1986 (1/4) —@Denver 22, New England 17\*\*

1987 (12/6) —@Denver 31, New England 20  
1988 (12/17) —@Denver 21, New England 10  
1991 (10/27) —Denver 9, @New England 6  
1991 (12/1) —@Denver 20, New England 3  
1995 (10/8) —Denver 37, @New England 3  
1996 (11/17) —Denver 34, @New England 8  
1997 (10/13) —@Denver 34, New England 13  
1998 (9/7) —@Denver 27, New England 21  
1999 (10/24) —@New England 24, Denver 23  
2000 (10/1) —New England 28, @Denver 19  
2001 (10/28) —@Denver 31, New England 20  
2002 (10/27) —Denver 24, @New England 16  
2003 (11/3) —New England 30, @Denver 26  
2005 (11/16) —@Denver 28, New England 20  
2005 (1/4) —@Denver 27, New England 13\*\*  
2006 (9/24) —Denver 17, @New England 7  
2008 (10/20) —@New England 41, Denver 7  
2009 (10/11) —@Denver 20, New England 17 (OT)  
2011 (12/18) —New England 41, @Denver 23  
2011 (1/4) —@New England 45, Denver 10\*\*  
2012 (10/7) —@New England 31, Denver 21  
2013 (12/4) —@New England 34, Denver 31 (OT)

2013 (1/19) —@Denver 26, New England 16\*\*

RS Pts. —DEN 85, NE 91  
PS Pts. —DEN 85, NE 91

\*AFC Divisional Playoff Game

\*\*AFC Championship Game

Franchise in Boston before 1971

## NEW ORLEANS SAINTS

Reg. Season: (8-2-0 / .800)

Home (5-1) / Away (3-1)

Postseason: (1-0 / 1.000)

Home (1-0) / Away (0-0) / S.B. (0-0)

1970 (11/22) —Denver 31, @New Orleans 6  
1974 (10/13) —@Denver

## NEW YORK GIANTS

Reg. Season: (6-5-0 / .545)

Home (4-1) / Away (2-4)

Postseason: (0-1 / .000)

Home (0-0) / Away (0-0) / S.B. (0-1)

1972 (11/5)—@New York 29, Denver 17  
1976 (11/21)—@Denver 14, New York 13  
1980 (10/26)—Denver 14, @New York 9  
1986 (11/23)—@New York 19, Denver 16  
**1986 (1/25)—New York 39, Denver 20#**  
1989 (12/10)—New York 14, @Denver 7  
1992 (11/15)—@Denver 27, New York 13  
1998 (12/13)—@New York 20, Denver 16  
2001 (9/10)—@Denver 31, New York 20  
2005 (10/23)—@New York 24, Denver 23  
2009 (11/26)—@Denver 26, New York 6  
2013 (9/15)—Denver 41, @New York 23  
**RS Pts.—DEN 332, NYG 190**  
**PS Pts.—DEN 20, NYG 39**  
**\*Super Bowl**

## NEW YORK JETS

Reg. Season: (17-15-1 / .530)

Home (10-8) / Away (7-7-1)

Postseason: (1-0 / 1.000)

Home (1-0) / Away (0-0) / S.B. (0-0)

1960 (9/23)—@New York 28, Denver 24  
1960 (12/4)—New York 30, @Denver 27  
1961 (9/24)—@New York 35, Denver 28  
1961 (10/22)—Denver 32, @New York 10  
1962 (9/30)—Denver 32, @New York 10  
1962 (11/22)—New York 46, @Denver 45  
1963 (10/26)—Denver 35, @New York 35 (T)  
1963 (11/17)—@New York 14, @Denver 9  
1964 (9/12)—@New York 30, Denver 6  
1964 (11/15)—@Denver 20, New York 16  
1965 (10/3)—@Denver 16, New York 13  
1965 (10/31)—@New York 45, Denver 10  
1966 (9/25)—New York 16, @Denver 7  
1967 (9/24)—New York 38, @Denver 24  
1967 (12/3)—Denver 33, @New York 24  
1968 (10/13)—Denver 21, @New York 13  
1969 (9/21)—@Denver 21, New York 19  
1973 (10/28)—Denver 40, @New York 28  
1976 (9/19)—@Denver 46, New York 3  
1978 (11/5)—New York 31, @Denver 28  
1980 (11/16)—@Denver 31, New York 24  
1986 (10/20)—@New York 22, Denver 10  
1992 (11/8)—@Denver 27, New York 16  
1993 (9/5)—Denver 26, @New York 20  
1994 (9/11)—@New York 25, Denver 22 (OT)  
1996 (9/1)—@Denver 31, New York 6  
**1998 (1/17)—@Denver 23, New York 10\*\*\***  
1999 (10/3)—New York 21, @Denver 13  
2000 (11/5)—Denver 30, @New York 23  
2002 (12/8)—@New York 19, Denver 13  
2005 (11/20)—@Denver 27, New York 0  
2008 (11/30)—Denver 34, @New York 17  
2010 (10/17)—New York 24, @Denver 20  
2011 (11/17)—@Denver 17, New York 13  
**RS Pts.—DEN 800, NYJ 714**  
**PS Pts.—DEN 23, NYJ 10**

\*\*\*AFC Championship Game

Franchise known as Titans before 1963

## OAKLAND RAIDERS

Reg. Season: (46-59-2 / .439)

Home (23-28-2) / Away (23-31)

Postseason: (1-1 / .500)

Home (1-0) / Away (0-1) / S.B. (0-0)

1960 (10/2)—@Denver 31, Oakland 14  
1960 (12/17)—@Oakland 48, Denver 10  
1961 (10/1)—@Oakland 33, Denver 19  
1961 (10/15)—@Denver 27, Oakland 24  
1962 (10/5)—@Denver 44, Oakland 7  
1962 (10/14)—Denver 23, @Oakland 6  
1963 (11/28)—Oakland 26, @Denver 10  
1963 (12/15)—@Oakland 35, Denver 31  
1964 (10/25)—Oakland 40, Denver 7  
1964 (11/29)—@Denver 20, Oakland 20 (T)  
1965 (11/21)—Oakland 28, @Denver 20  
1965 (12/5)—@Oakland 24, Denver 13  
1966 (11/20)—Oakland 17, @Denver 3  
1966 (12/11)—@Oakland 28, Denver 10  
1967 (9/10)—@Oakland 51, Denver 0  
1967 (11/5)—Oakland 21, @Denver 17  
1968 (11/10)—Oakland 43, @Denver 7  
1968 (12/8)—@Oakland 33, Denver 27  
1969 (10/12)—Oakland 24, @Denver 14  
1969 (11/9)—@Oakland 41, Denver 10  
1970 (10/11)—Oakland 35, Denver 23  
1970 (11/15)—Oakland 24, @Denver 19

1971 (10/10)—Oakland 27, @Denver 16  
1971 (12/19)—@Denver 31, Denver 13  
1972 (10/22)—Denver 30, @Oakland 23  
1972 (11/19)—Oakland 37, @Denver 20  
1973 (10/22)—@Denver 23, Oakland 23 (T)  
1973 (12/16)—@Oakland 21, Denver 17  
1974 (11/3)—Oakland 28, @Denver 17  
1974 (11/24)—Denver 20, @Oakland 17  
1975 (11/2)—Oakland 42, @Denver 17  
1975 (12/8)—@Oakland 17, Denver 10  
1976 (10/17)—Oakland 17, @Denver 10  
1976 (10/31)—@Oakland 19, Denver 6  
1977 (10/16)—Denver 30, @Oakland 7  
1977 (10/30)—Oakland 24, @Denver 14  
**1977 (1/1)—@Denver 20, Oakland 17\*\*\***  
1978 (9/3)—@Denver 14, Oakland 6  
1978 (12/3)—Denver 21, @Oakland 6  
1979 (9/30)—@Oakland 27, Denver 3  
1979 (11/25)—Oakland 14, @Denver 10  
1980 (12/1)—@Oakland 9, Denver 3  
1980 (12/14)—Oakland 24, @Denver 21  
1981 (9/6)—@Denver 9, Oakland 7  
1981 (10/4)—Denver 17, @Oakland 0  
1982 (12/26)—@Los Angeles 27, Denver 10  
1983 (9/25)—Los Angeles 22, @Denver 7  
1983 (11/13)—@Los Angeles 22, Denver 20  
1984 (9/30)—@Denver 16, Los Angeles 13  
1984 (10/28)—Denver 22, @Los Angeles 19 (OT)  
1985 (11/24)—@Los Angeles 31, Denver 28 (OT)  
1985 (12/8)—Los Angeles 17, @Denver 14 (OT)  
1986 (9/7)—@Denver 38, Los Angeles 36  
1986 (11/2)—Denver 21, @Los Angeles 10  
1987 (10/12)—@Denver 30, Los Angeles 14  
1987 (11/22)—Denver 23, @Los Angeles 17  
1988 (9/26)—Los Angeles 30, @Denver 27 (OT)  
1988 (12/4)—@Los Angeles 21, Denver 20  
1989 (9/24)—@Denver 31, Los Angeles 21  
1989 (12/3)—@Los Angeles 16, Denver 13 (OT)  
1990 (9/9)—@Los Angeles 14, Denver 9  
1990 (12/2)—Los Angeles 23, @Denver 20  
1991 (9/8)—@Los Angeles 16, Denver 13  
1991 (11/10)—Los Angeles 17, @Denver 16  
1992 (9/6)—@Denver 17, Los Angeles 13  
1992 (11/22)—@Los Angeles 24, Denver 0  
1993 (10/18)—Los Angeles 23, @Denver 20  
1993 (1/2)—@Los Angeles 33, Denver 30 (OT)  
**1993 (1/9)—@Los Angeles 42, Denver 24\***  
1994 (9/18)—Los Angeles 48, @Denver 16  
1994 (11/12)—@Los Angeles 23, Denver 13  
1995 (10/16)—@Denver 27, Oakland 0  
1995 (12/24)—Denver 31, @Oakland 28  
1996 (11/4)—Denver 22, @Oakland 21  
1996 (12/15)—@Denver 24, Oakland 19  
1997 (10/19)—@Oakland 28, Denver 25  
1997 (11/24)—@Denver 31, Oakland 3  
1998 (9/20)—Denver 34, @Oakland 17  
1998 (11/22)—@Denver 40, Oakland 14  
1999 (10/12)—Denver 16, @Oakland 13  
1999 (11/22)—@Denver 27, Oakland 21 (OT)  
2000 (9/17)—Denver 33, @Oakland 24  
2000 (11/15)—@Denver 27, Oakland 24  
2001 (11/5)—@Oakland 38, Denver 28  
2001 (12/30)—@Denver 23, Oakland 17  
2002 (11/11)—Oakland 34, @Denver 10  
2002 (12/22)—@Oakland 28, Denver 16  
2003 (9/22)—@Denver 31, Oakland 10  
2003 (11/30)—Denver 22, @Oakland 8  
2004 (10/17)—Denver 31, @Oakland 3  
2004 (11/28)—Oakland 25, @Denver 24  
2005 (11/13)—Denver 31, @Oakland 17  
2005 (12/24)—@Denver 22, Oakland 3  
2006 (10/15)—@Denver 13, Oakland 3  
2006 (11/12)—Denver 17, @Oakland 13  
2007 (9/16)—@Denver 23, Oakland 20 (OT)  
2007 (12/2)—Oakland 34, Denver 20  
2008 (9/8)—Denver 41, @Oakland 14  
2008 (11/23)—Oakland 31, @Denver 10  
2009 (9/27)—Denver 23, @Oakland 3  
2009 (12/20)—Oakland 20, @Denver 19  
2010 (10/24)—Oakland 59, @Denver 14  
2010 (12/19)—@Oakland 39, Denver 23  
2011 (9/12)—Oakland 23, @Denver 20  
2011 (11/6)—Denver 38, @Oakland 24  
2012 (9/30)—@Denver 37, Oakland 6  
2012 (12/6)—Denver 26, @Oakland 13  
2013 (9/23)—@Denver 37, Oakland 21  
2013 (12/29)—Denver 34, @Oakland 14  
**RS Pts.—DEN 2,170, OAK 3,320**  
**PS Pts.—DEN 44, OAK 59**  
**\*AFC Wild Card Playoff Game**  
**\*\*AFC Championship Game**  
Franchise in Los Angeles from 1982-94

## PHILADELPHIA EAGLES

Reg. Season: (5-7-0 / .417)

Home (4-2) / Away (1-5)

1971 (10/31)—@Philadelphia 17, Denver 16  
1975 (12/14)—@Denver 25, Philadelphia 10  
1980 (9/7)—@Philadelphia 27, Denver 6  
1983 (9/18)—Philadelphia 13, @Denver 10  
1986 (9/21)—Denver 33, @Philadelphia 7  
1989 (10/29)—Philadelphia 28, @Denver 24  
1992 (9/20)—@Philadelphia 30, Denver 0  
1995 (11/12)—@Philadelphia 31, Denver 13  
1998 (10/4)—@Denver 41, Philadelphia 16  
2005 (10/30)—@Denver 49, Philadelphia 21  
2009 (12/27)—Philadelphia 30, Denver 27  
2013 (9/29)—@Denver 52, Philadelphia 20  
**RS Pts.—DEN 296, PHI 250**

## PITTSBURGH STEELERS

Reg. Season: (14-7-1 / .659)

Home (8-3-1) / Away (6-4)

Postseason: (4-3 / .571)

Home (3-2) / Away (1-1) / S.B. (0-0)

1970 (9/27)—@Denver 16, Pittsburgh 13  
1971 (11/28)—Denver 22, @Pittsburgh 10  
1973 (11/18)—Denver 23, @Pittsburgh 13  
1974 (9/22)—@Denver 35, Pittsburgh 35 (T)  
1975 (10/12)—@Pittsburgh 20, Denver 9  
1977 (11/8)—@Denver 21, Pittsburgh 7  
**1977 (12/24)—@Denver 34, Pittsburgh 21\*\***  
1978 (12/16)—Pittsburgh 21, @Denver 17  
**1978 (12/30)—@Pittsburgh 33, Denver 10\*\***  
1979 (10/22)—@Pittsburgh 42, Denver 7  
1983 (9/4)—Denver 14, @Pittsburgh 10  
**1984 (12/30)—Pittsburgh 24, @Denver 17\*\***  
1985 (12/1)—Denver 31, @Pittsburgh 23  
1986 (9/15)—Denver 21, @Pittsburgh 10  
1988 (10/23)—@Pittsburgh 39, Denver 21  
1989 (11/5)—@Denver 34, Pittsburgh 7  
**1989 (1/7)—@Denver 24, Pittsburgh 23\*\*\***  
1990 (10/14)—Pittsburgh 34, @Denver 17  
1991 (11/3)—@Denver 20, Pittsburgh 13  
1993 (11/21)—@Denver 37, Pittsburgh 13  
1997 (12/7)—@Pittsburgh 35, Denver 24  
**1997 (1/11)—Denver 24, @Pittsburgh 21\*\*\***  
2003 (10/12)—@Denver 17, Pittsburgh 14  
**2005 (11/22)—Pittsburgh 34, @Denver 17\*\*\***  
2006 (11/5)—Denver 31, @Pittsburgh 20  
2007 (10/21)—@Denver 31, Pittsburgh 28  
2009 (11/9)—Pittsburgh 28, @Denver 10  
**2011 (1/8)—@Denver 29, Pittsburgh 23(OT)\***  
2012 (9/9)—@Denver 31, Pittsburgh 19  
**RS Pts.—DEN 489, PIT 459**  
**PS Pts.—DEN 155, PIT 179**  
**\*AFC Wild Card Playoff Game**  
**\*\*AFC Divisional Playoff Game**  
**\*\*\*AFC Championship Game**

## ST. LOUIS RAMS

Reg. Season: (5-7-0 / .417)

Home (3-3) / Away (2-4)

1972 (11/12)—Denver 16, @Los Angeles 10  
1974 (9/15)—Los Angeles 17, @Denver 10  
1979 (9/16)—Los Angeles 13, @Denver 9  
1982 (12/12)—Denver 27, @Los Angeles 24  
1985 (9/8)—@Los Angeles 20, Denver 16  
1988 (11/27)—Denver 35, Los Angeles 24  
1994 (11/6)—@Los Angeles 27, Denver 21  
1997 (9/14)—@Denver 35, St. Louis 14  
2000 (9/4)—@St. Louis 41, Denver 16  
2002 (9/8)—@Denver 23, St. Louis 16  
2006 (9/10)—@St. Louis 18, Denver 10  
2010 (11/28)—St. Louis 36, @Denver 33  
**RS Pts.—DEN 271, STL 260**  
Franchise in Los Angeles before 1995

## SAN DIEGO CHARGERS

Reg. Season: (58-49-1 / .542)

Home (36-17-1) / Away (22-32)

Postseason: (1-0 / 1.000)

Home (1-0) / Away (0-0) / S.B. (0-0)

1960 (10/16)—Los Angeles 23, @Denver 19  
1960 (12/10)—@Los Angeles 41, Denver 33  
1961 (10/29)—San Diego 37, Denver 0  
1961 (11/12)—San Diego 19, @Denver 16  
1962 (9/7)—@Denver 30, San Diego 21  
1962 (11/4)—Denver 23, @San Diego 20  
1963 (10/6)—@Denver 50, San Diego 34  
1963 (12/22)—@San Diego 58, Denver 20  
1964 (10/18)—San Diego 42, Denver 14  
1964 (11/8)—San Diego 31, @Denver 20  
1965 (9/11)—@San Diego 34, Denver 31  
1965 (11/7)—San Diego 35, @Denver 21  
1966 (10/30)—@San Diego 24, Denver 17  
1966 (11/27)—@Denver 20, San Diego 17  
1967 (10/22)—San Diego 38, @Denver 21





**BRONCOS VS. THE NFL (REGULAR SEASON / POSTSEASON / PRESEASON)**

Franchise	REGULAR SEASON						POSTSEASON			PRESEASON			
	W	L	T	Pct.	PF	PA	W	L	Pct.	W	L	T	Pct.
Arizona Cardinals	7	1	1	.833	248	129	0	0	.000	16	7	0	.696
Atlanta Falcons	8	5	0	.615	362	312	1	0	1.000	4	2	0	.667
Baltimore Ravens	5	5	0	.500	219	232	0	2	.000	0	0	0	.000
Buffalo Bills	15	19	1	.443	771	838	0	1	.000	4	4	0	.500
Carolina Panthers	3	1	0	.750	100	61	0	0	.000	2	1	0	.667
Chicago Bears	7	7	0	.500	233	276	0	0	.000	5	3	0	.625
Cincinnati Bengals	19	8	0	.704	578	494	0	0	.000	3	2	0	.600
Cleveland Browns	19	5	0	.792	588	341	3	0	1.000	1	1	0	.500
Dallas Cowboys	7	4	0	.636	294	258	0	1	.000	7	7	0	.500
Detroit Lions	6	5	0	.545	235	248	0	0	.000	2	3	0	.400
Green Bay Packers	5	6	1	.458	211	274	1	0	1.000	6	3	0	.667
Houston Texans	3	2	0	.600	130	111	0	0	.000	4	1	0	.800
Indianapolis Colts	11	9	0	.550	437	412	0	2	.000	7	6	0	.538
Jacksonville Jaguars	4	5	0	.444	201	178	1	1	.500	0	2	0	.000
Kansas City Chiefs	51	56	0	.477	2,196	2,458	1	0	1.000	1	7	0	.125
Miami Dolphins	4	11	1	.281	278	367	1	0	1.000	5	6	0	.455
Minnesota Vikings	6	7	0	.462	293	285	0	0	.000	5	7	0	.417
New England Patriots	25	19	0	.568	1,023	940	3	1	.750	5	3	0	.625
New Orleans Saints	8	2	0	.800	276	203	0	0	.000	2	3	0	.400
New York Giants	6	5	0	.545	232	190	0	1	.000	0	2	0	.000
New York Jets	17	15	1	.530	800	714	1	0	1.000	1	2	0	.333
Oakland Raiders	46	59	2	.439	2,170	2,320	1	1	.500	4	7	0	.364
Philadelphia Eagles	5	7	0	.417	296	250	0	0	.000	0	1	0	.000
Pittsburgh Steelers	14	7	1	.659	489	454	4	3	.571	1	0	0	1.000
St. Louis Rams	5	7	0	.417	271	260	0	0	.000	8	2	0	.800
San Diego Chargers	58	49	1	.542	2,306	2,359	1	0	1.000	2	5	0	.286
San Francisco 49ers	6	6	0	.500	280	282	0	1	.000	19	16	0	.543
Seattle Seahawks	34	18	0	.654	1,222	1,011	0	2	.000	8	3	0	.727
Tampa Bay Buccaneers	6	2	0	.750	182	122	0	0	.000	2	0	0	1.000
Tennessee Titans	14	21	1	.403	789	952	2	1	.667	5	5	0	.500
Washington Redskins	7	5	0	.583	243	271	0	1	.000	1	5	0	.167
<b>TOTALS</b>	<b>431</b>	<b>378</b>	<b>10</b>	<b>.533</b>	<b>18,004</b>	<b>17,630</b>	<b>20</b>	<b>18</b>	<b>.526</b>	<b>129</b>	<b>116</b>	<b>0</b>	<b>.527</b>

**BRONCOS VS. AFC WEST (REGULAR SEASON / SINCE AFL-NFL MERGER)**

Year	KC	OAK	SD	SEA	TB*	Home	Away	Overall
1970	1-1	0-2	0-1-1	—	—	1-1-1	0-3	1-4-1
1971	0-2	0-2	1-1	—	—	1-2	0-3	1-5
1972	0-2	1-1	1-1	—	—	1-2	1-2	2-4
1973	1-1	0-1-1	2-0	—	—	2-0-1	1-2	3-2-1
1974	1-1	1-1	1-1	—	—	1-2	2-1	3-3
1975	1-1	0-2	2-0	—	—	2-1	1-2	3-3
1976	2-0	0-2	2-0	—	1-0	3-1	2-1	5-2
1977	2-0	1-1	2-0	1-0	—	2-1	4-0	6-1
1978	2-0	2-0	1-1	2-0	—	4-0	3-1	7-1
1979	2-0	0-2	1-1	1-1	—	3-1	1-3	4-4
1980	0-2	0-2	1-1	2-0	—	1-3	2-2	3-5
1981	1-1	2-0	1-1	1-1	—	4-0	1-3	5-3
1982	0-1	0-1	0-2	0-2	—	0-3	0-3	0-6
1983	1-1	0-2	1-1	1-1	—	3-1	0-4	3-5
1984	1-1	2-0	2-0	1-1	—	3-1	3-1	6-2
1985	2-0	0-2	1-1	2-0	—	3-1	2-2	5-3
1986	1-1	2-0	1-1	1-1	—	3-1	2-2	5-3
1987	2-0	2-0	2-0	1-1	—	4-0	3-1	7-1
1988	1-1	0-2	2-0	0-2	—	2-2	1-3	3-5
1989	2-0	1-1	1-1	2-0	—	4-0	2-2	6-2
1990	1-1	0-2	1-1	1-1	—	3-1	0-4	3-5
1991	2-0	0-2	2-0	1-1	—	3-1	2-2	5-3
1992	1-1	1-1	1-1	1-1	—	4-0	0-4	4-4
1993	1-1	0-2	1-1	2-0	—	3-1	1-3	4-4
1994	1-1	0-2	1-1	2-0	—	1-3	3-1	4-4
1995	0-2	2-0	1-1	0-2	—	2-2	1-3	3-5
1996	1-1	2-0	1-1	2-0	—	4-0	2-2	6-2
1997	1-1	1-1	2-0	2-0	—	4-0	2-2	6-2
1998	2-0	2-0	2-0	2-0	—	4-0	4-0	8-0
1999	0-2	2-0	1-1	1-1	—	2-2	2-2	4-4
2000	0-2	2-0	2-0	2-0	—	3-1	3-1	6-2
2001	1-1	1-1	1-1	1-1	—	4-0	0-4	4-4
2002	2-0	0-2	1-1	—	—	2-1	1-2	3-3
2003	1-1	2-0	2-0	—	—	3-0	2-1	5-1
2004	1-1	1-1	1-1	—	—	2-1	1-2	3-3
2005	1-1	2-0	2-0	—	—	3-0	2-1	5-1
2006	1-1	2-0	0-2	—	—	2-1	1-2	3-3
2007	2-0	1-1	0-2	—	—	2-1	1-2	3-3
2008	1-1	1-1	1-1	—	—	2-1	1-2	3-3
2009	1-1	1-1	1-1	—	—	0-3	3-0	3-3
2010	1-1	0-2	0-2	—	—	1-2	0-3	1-5
2011	1-1	1-1	1-1	—	—	0-3	3-0	3-3
2012	2-0	2-0	2-0	—	—	2-0	3-0	6-0
2013	2-0	2-0	1-1	—	—	2-1	3-0	5-1
<b>TOTALS</b>	<b>50-37</b>	<b>42-44-1</b>	<b>53-34-1</b>	<b>32-17</b>	<b>1-0</b>	<b>106-48-2</b>	<b>72-84</b>	<b>178-132-2</b>

\*Tampa Bay was a member of the AFC Western Division during the franchise's first year of existence. In 1977, the Buccaneers moved to the NFC Central and the Seattle Seahawks moved from the NFC West to the AFC West. Seattle moved back to the NFC West in 2002.

# BRONCOS RECORD IN PRIMETIME / OVERTIME GAMES


## MONDAY NIGHT FOOTBALL

**Overall record: 29-36-1 / Home: 21-11-1 / Road: 8-25**  
(Home team in caps)

DENVER 37, Oakland 21, Sept. 23, 2013  
 Denver 35, SAN DIEGO 24, Oct. 15, 2012  
 ATLANTA 27, Denver 21, Sept. 17, 2012  
 Oakland 23, DENVER 20, Sept. 12, 2011  
 SAN DIEGO 35, Denver 14, Nov. 22, 2010  
 Pittsburgh 28, DENVER 10, Nov. 9, 2009  
 Denver 34, SAN DIEGO 23, Oct. 19, 2009  
 NEW ENGLAND 41, Denver 7, Oct. 20, 2008  
 Denver 41, OAKLAND 14, Sept. 8, 2008  
 SAN DIEGO 23, Denver 3, Dec. 24, 2007  
 DENVER 34, Tennessee 20, Nov. 19, 2007  
 Green Bay 19, DENVER 13, Oct. 29, 2007 (OT)  
 DENVER 13, Baltimore 3, Oct. 9, 2006  
 DENVER 30, Kansas City 10, Sept. 26, 2005  
 CINCINNATI 23, Denver 10, Oct. 25, 2004  
 New England 30, DENVER 26, Nov. 3, 2003  
 DENVER 31, Oakland 10, Sept. 22, 2003  
 Oakland 34, DENVER 10, Nov. 11, 2002  
 BALTIMORE 34, Denver 23, Sept. 30, 2002  
 OAKLAND 38, Denver 28, Nov. 5, 2001  
 DENVER 31, New York Giants 20, Sept. 10, 2001  
 DENVER 27, Oakland 24, Nov. 13, 2000  
 ST. LOUIS 41, Denver 36, Sept. 4, 2000  
 JACKSONVILLE 27, Denver 24, Dec. 13, 1999  
 DENVER 27, Oakland 21, Nov. 22, 1999  
 Miami 38, DENVER 21, Sept. 13, 1999  
 MIAMI 31, Denver 21, Dec. 21, 1998  
 Denver 30, KANSAS CITY 7, Nov. 16, 1998  
 DENVER 27, New England 21, Sept. 7, 1998  
 SAN FRANCISCO 34, Denver 17, Dec. 15, 1997  
 DENVER 31, Oakland 3, Nov. 24, 1997  
 DENVER 34, New England 13, Oct. 6, 1997  
 Denver 22, OAKLAND 21, Nov. 4, 1996  
 DENVER 27, Oakland 0, Oct. 16, 1995  
 Kansas City 31, DENVER 28, Oct. 17, 1994  
 BUFFALO 27, Denver 20, Sept. 26, 1994  
 L.A. Raiders 23, DENVER 20, Oct. 18, 1993  
 KANSAS CITY 15, Denver 7, Sept. 20, 1993  
 SEATTLE 16, Denver 13 (OT), Nov. 30, 1992  
 WASHINGTON 34, Denver 3, Oct. 12, 1992  
 Cleveland 30, DENVER 29, Oct. 3, 1990  
 DENVER 24, Kansas City 23, Sept. 17, 1990  
 Denver 14, WASHINGTON 10, Nov. 20, 1989  
 Denver 28, BUFFALO 14, Sept. 18, 1989  
 INDIANAPOLIS 55, Denver 23, Oct. 31, 1988  
 L.A. Raiders 30, DENVER 27, Sept. 26, 1988 (OT)  
 DENVER 31, Chicago 29, Nov. 16, 1987  
 MINNESOTA 34, Denver 27, Oct. 27, 1987  
 DENVER 30, L.A. Raiders 14, Oct. 12, 1987  
 NEW YORK JETS 22, Denver 10, Oct. 20, 1986  
 Denver 21, PITTSBURGH 10, Sept. 15, 1986  
 DENVER 17, San Francisco 16, Nov. 11, 1985  
 DENVER 17, Green Bay 14, Oct. 15, 1984  
 DENVER 19, Minnesota 17, Nov. 2, 1981  
 OAKLAND 9, Denver 3, Dec. 1, 1980  
 DENVER 20, Washington 17, Oct. 13, 1980  
 NEW ENGLAND 23, Denver 14, Sept. 29, 1980  
 SAN DIEGO 17, Denver 7, Dec. 17, 1979  
 PITTSBURGH 42, Denver 7, Oct. 22, 1979  
 DENVER 16, Chicago 7, Oct. 16, 1978  
 MINNESOTA 12, Denver 9 OT, Sept. 11, 1978  
 OAKLAND 17, Denver 10, Dec. 8, 1975  
 DENVER 23, Green Bay 13, Sept. 29, 1975  
 Kansas City 42, DENVER 34, Nov. 18, 1974  
 WASHINGTON 30, Denver 3, Sept. 30, 1974  
 DENVER 23, Oakland 23, Oct. 22, 1973 (T)

## MONDAY NIGHT REGULARS

The Broncos have appeared on *Monday Night Football* at least once in each of the last 22 seasons and are set to play one Monday night game in 2014.



Including its scheduled game in 2014, Denver's 23-year streak of making at least one appearance on *Monday Night Football* is the longest active streak in the NFL and is the second longest of its kind all-time since the first *Monday Night Football* game was played in 1970.

## SUNDAY NIGHT GAMES

**Overall record: 20-15-0 / Home: 12-6 / Road 8-9**  
(Home team in caps)

NEW ENGLAND 34, Denver 31 (OT), Nov. 24, 2013  
 DENVER 27, Kansas City 17, Nov. 17, 2013  
 INDIANAPOLIS 39, Denver 33, Oct. 20, 2013  
 DENVER 31, Pittsburgh 19, Sept. 9, 2012  
 DENVER 34, New Orleans 14, Oct. 28, 2012  
 SAN DIEGO 52, Denver 21, Dec. 28, 2008  
 DENVER 31, Pittsburgh 28, Oct. 21, 2007  
 Seattle 23, DENVER 20, Dec. 3, 2006  
 San Diego 35, DENVER 27, Nov. 19, 2006  
 DENVER 13, Oakland 3, Oct. 15, 2006  
 Denver 17, NEW ENGLAND 7, Sept. 24, 2006  
 Oakland 25, DENVER 24, Nov. 28, 2004  
 DENVER 34, Kansas City 24, Sept. 12, 2003  
 Denver 31, INDIANAPOLIS 17, Dec. 21, 2003  
 Indianapolis 23, DENVER 20 (OT), Nov. 24, 2002  
 Miami 24, DENVER 22, Oct. 13, 2002  
 DENVER 20, Seattle 7, Dec. 9, 2001  
 Denver 38, ARIZONA 17, Sept. 23, 2001  
 SEATTLE 20, Denver 17, Nov. 14, 1999  
 Denver 31, SAN DIEGO 16, Nov. 29, 1998  
 Denver 38, SAN DIEGO 28, Nov. 30, 1997  
 SAN DIEGO 16, Denver 10, Dec. 22, 1996  
 DENVER 27, Tampa Bay 23, Sept. 15, 1996  
 PHILADELPHIA 31, Denver 13, Nov. 12, 1995  
 Denver 37, NEW ENGLAND 3, Oct. 8, 1995  
 DENVER 22, Buffalo 7, Sept. 3, 1995  
 San Diego 37, DENVER 34, Sept. 4, 1994  
 GREEN BAY 30, Denver 27, Oct. 10, 1993  
 DENVER 27, N.Y. Giants 13, Nov. 15, 1992  
 DENVER 17, L.A. Raiders 13, Sept. 6, 1992  
 DENVER 20, Pittsburgh 13, Nov. 3, 1991  
 Denver 13, MINNESOTA 6, Sept. 2, 1991  
 SEATTLE 17, Denver 12, Dec. 23, 1990  
 MINNESOTA 27, Denver 22, Nov. 4, 1990  
 SEATTLE 42, Denver 14, Dec. 11, 1988  
 SEATTLE 28, Denver 21, Dec. 13, 1987  
 Denver 24, CLEVELAND 14, Sept. 16, 1984  
 DENVER 21, Oakland 6, Dec. 3, 1978



## OVERTIME GAMES

**Overall record: 27-17-2 / Home: 14-7-1 / Road: 13-10-1**  
(Home team in caps)

NEW ENGLAND 34, Denver 31, Nov. 24, 2013  
 Baltimore 38, DENVER 35, Jan. 12, 2013 (AFC Divisional Playoff Game)  
 DENVER 29, Pittsburgh 23, Jan. 8, 2012 (AFC Wild Card Game)  
 DENVER 13, Chicago 10, Dec. 11, 2011  
 Denver 16, SAN DIEGO 13, Nov. 27, 2011  
 Denver 18, MIAMI 15, Oct. 23, 2011  
 DENVER 20, New England 17, Oct. 11, 2009  
 DENVER 22, Minnesota 19, Dec. 30, 2007  
 CHICAGO 37, Denver 34, Nov. 25, 2007  
 Green Bay 19, DENVER 13, Oct. 29, 2007  
 DENVER 23, Oakland 20, Sept. 16, 2007  
 San Francisco 26, DENVER 23, Dec. 31, 2006  
 DENVER 9, Kansas City 6, Sept. 17, 2006  
 Denver 24, DALLAS 21, Nov. 24, 2005  
 DENVER 23, Cleveland 20, Dec. 14, 2003  
 SAN DIEGO 30, Denver 27, Dec. 1, 2002  
 Indianapolis 23, DENVER 20, Nov. 24, 2002  
 Denver 37, KANSAS CITY 34, Oct. 20, 2002  
 KANSAS CITY 26, Denver 23, Dec. 16, 2001  
 DENVER 36, Seattle 30, Dec. 9, 1999  
 DENVER 27, Oakland 21, Nov. 22, 1999  
 Denver 23, BUFFALO 20, Oct. 26, 1997  
 Denver 20, KANSAS CITY 17, Dec. 4, 1994  
 N.Y. JETS 25, Denver 22, Sept. 11, 1994  
 LOS ANGELES RAIDERS 33, Denver 30, Jan. 2, 1994  
 SEATTLE 16, Denver 13, Nov. 30, 1992  
 Chicago 16, DENVER 13, Nov. 18, 1990  
 DENVER 34, Seattle 31, Sept. 23, 1990  
 LOS ANGELES RAIDERS 16, Denver 13, Dec. 3, 1989  
 Denver 24, SEATTLE 21, Oct. 22, 1989  
 Denver 16, SAN FRANCISCO 13, Oct. 9, 1988  
 L.A. Raiders 30, DENVER 27, Sept. 26, 1988  
 Denver 17, GREEN BAY (Milw.) 17, Sept. 20, 1987 (T)  
 Denver 23, CLEVELAND 20, Jan. 11, 1987 (AFC Championship Game)  
 Los Angeles Raiders 17, DENVER 14, Dec. 8, 1985  
 LOS ANGELES RAIDERS 31, Denver 28, Nov. 24, 1985  
 DENVER 30, San Diego 24, Nov. 17, 1985  
 DENVER 13, Seattle 10, Oct. 20, 1985  
 DENVER 22, LOS ANGELES RAIDERS 19, Oct. 28, 1984  
 DENVER 23, Cleveland 20, Nov. 8, 1981  
 Denver 20, ATLANTA 17, Sept. 16, 1979  
 Denver 20, SEATTLE 17, Oct. 29, 1978  
 Denver 23, KANSAS CITY 17, Sept. 24, 1978  
 MINNESOTA 12, Denver 9, Sept. 11, 1978  
 DENVER 13, San Diego 10, Nov. 30, 1975  
 DENVER 35, Pittsburgh 35, Sept. 22, 1974 (T)



## BRONCOS RECORD ON HOLIDAYS / AFTER BYE WEEKS

### THANKSGIVING GAMES

**Overall record: 4-7-0 / Home: 1-2 / Road: 3-5**  
(Home team in caps)

DENVER 26, N.Y. Giants 6, Nov. 26, 2009  
KANSAS CITY 19, Denver 10, Nov. 23, 2006  
Denver 24, DALLAS 21, Nov. 24, 2005 (OT)  
Denver 26, DALLAS 24, Nov. 22, 2001  
DETROIT 40, Denver 27, Nov. 22, 1990  
DETROIT 17, Denver 14, Nov. 23, 1978  
Denver 31, DETROIT 27, Nov. 28, 1974  
KANSAS CITY 31, Denver 17, Nov. 27, 1969  
SAN DIEGO 24, Denver 20, Nov. 23, 1967  
Oakland 26, DENVER 10, Nov. 28, 1963  
New York Titans 46, DENVER 45, Nov. 22, 1962

### CHRISTMAS GAMES

**Overall record: 2-0-0 / Home: 0-0 / Road: 2-0**  
(Home team in caps)

Denver 37, TENNESSEE 16, Sat., Dec. 25, 2004  
Denver 17, DETROIT 7, Sat., Dec. 25, 1999

### AFTER THE BYE WEEK

**Overall record: 19-6-0 / Home: 13-3 / Road: 6-3**  
(Home team in caps)

Denver 28, SAN DIEGO 20, Nov. 10, 2013  
DENVER 34, New Orleans 14, Oct. 28, 2012  
Denver 18, MIAMI 15 (OT), Oct. 23, 2011  
DENVER 49, Kansas City 29, Nov. 14, 2010  
BALTIMORE 30, Denver 7, Nov. 1, 2009  
Miami 26, DENVER 17, Nov. 2, 2008  
DENVER 31, Pittsburgh 28, Oct. 21, 2007  
DENVER 13, Baltimore 3, Oct. 9, 2006  
Denver 31, OAKLAND 17, Nov. 13, 2005  
Denver 34, NEW ORLEANS 13, Nov. 21, 2004  
DENVER 37, San Diego 8, Nov. 16, 2003  
Oakland 34, DENVER 10, Nov. 11, 2002  
DENVER 23, Oakland 17, Dec. 30, 2001  
Denver 30, NEW YORK JETS 23, Nov. 5, 2000  
Kansas City 16, DENVER 10, Dec. 5, 1999  
DENVER 37, Jacksonville 24, Oct. 25, 1998  
OAKLAND 28, Denver 25, Oct. 19, 1997  
DENVER 45, Baltimore 34, Oct. 20, 1996  
DENVER 38, Arizona 6, Nov. 5, 1995  
Denver 16, SEATTLE 9, Oct. 9, 1994  
DENVER 28, Seattle 17, Oct. 31, 1993  
DENVER 35, Indianapolis 13, Oct. 3, 1993  
DENVER 27, New York Jets 16, Nov. 8, 1992  
DENVER 19, Kansas City 16, Oct. 20, 1991  
MINNESOTA 27, Denver 22, Nov. 4, 1990

*Note: The bye week was introduced by the NFL in 1990. In 1993, the league adjusted the schedule to include two bye weeks per team, but the schedule changed back to one bye per club in 1994.*

## BRONCOS MISCELLANEOUS WON-LOST STATISTICS

### MOST SUCCESSFUL SEASONS (BY CATEGORY)

#### BEST WINNING PERCENTAGE

1998 — .875 (14-2)  
1977 — .857 (12-2)  
2013 — .813 (13-3)  
2012 — .813 (13-3)  
2005 — .813 (13-3)  
1996 — .813 (13-3)  
1984 — .813 (13-3)  
1997 — .750 (12-4)  
1991 — .750 (12-4)  
1987 — .700 (10-4-1)  
2000 — .688 (11-5)  
1989 — .688 (11-5)  
1986 — .688 (11-5)  
1985 — .688 (11-5)

#### MOST REGULAR SEASON WINS

1998 — 14 wins (2 losses)  
2013 — 13 wins (3 losses)  
2012 — 13 wins (3 losses)  
2005 — 13 wins (3 losses)  
1996 — 13 wins (3 losses)  
1984 — 13 wins (3 losses)  
1997 — 12 wins (4 losses)  
1991 — 12 wins (4 losses)  
1977 — 12 wins (2 losses)  
2000 — 11 wins (5 losses)  
1989 — 11 wins (5 losses)  
1986 — 11 wins (5 losses)  
1985 — 11 wins (5 losses)

### MILESTONE GAMES IN BRONCOS HISTORY (REGULAR SEASON ONLY)

#### 1ST GAME

September 9, 1960, at Boston Patriots (W) 13-10

#### 50TH GAME

November 3, 1963, vs. Buffalo Bills (L) 28-30

#### 100TH GAME

September 10, 1967, at Oakland Raiders (L) 51-0

#### 200TH GAME

October 6, 1974, at Kansas City Chiefs (W) 17-14

#### 300TH GAME

December 21, 1980, at Seattle Seahawks (W) 25-17

#### 400TH GAME

November 29, 1987, at San Diego Chargers (W) 31-17

#### 500TH GAME

January 2, 1994, at Los Angeles Raiders (L) 33-30 OT

#### 600TH GAME

September 24, 2000, vs. Kansas City Chiefs (L) 23-22

#### 700TH GAME

November 5, 2006, at Pittsburgh Steelers (W) 31-20

#### 800TH GAME

December 2, 2012, vs. Tampa Bay Buccaneers (W) 31-23

## BRONCOS ALL-TIME RECORD BY THE DAY

REGULAR SEASON				POSTSEASON			
	Home	Road	Total	Home	Road	Neutral	Total
Thu.	3-4-0 (.429)	5-6-0 (.455)	8-10-0 (.444)	—	—	—	—
Fri.	2-0-0 (1.000)	3-4-0 (.429)	5-4-0 (.556)	—	—	—	—
Sat.	6-4-0 (.600)	8-15-1 (.354)	14-19-1 (.426)	7-2 (.778)	0-3 (.000)	—	7-5 (.583)
Sun.	227-126-6 (.641)	149-183-2 (.449)	376-309-8 (.548)	8-2 (.800)	3-6 (.333)	2-5 (.286)	13-13 (.500)
Mon.	21-11-1 (.652)	8-25-0 (.242)	29-36-1 (.447)	—	—	—	—
<b>TOTAL</b>	<b>259-145-7 (.639)</b>	<b>173-233-3 (.427)</b>	<b>432-378-10 (.533)</b>	<b>15-4 (.789)</b>	<b>3-9 (.250)</b>	<b>2-5 (.286)</b>	<b>20-18 (.526)</b>

## BRONCOS ALL-TIME RECORD BY THE MONTH

REGULAR SEASON				POSTSEASON			
	Home	Road	Total	Home	Road	Neutral	Total
Aug.	1-0-0 (1.000)	0-0-0 (.000)	1-0-0 (1.000)	—	—	—	—
Sept.	71-27-2 (.720)	36-48-1 (.429)	107-75-3 (.586)	—	—	—	—
Oct.	71-40-1 (.638)	48-57-1 (.458)	119-97-2 (.550)	—	—	—	—
Nov.	60-47-3 (.559)	58-49-1 (.542)	118-96-4 (.550)	—	—	—	—
Dec.	55-27-1 (.669)	31-76-0 (.290)	86-103-1 (.455)	2-1 (.667)	0-4 (.000)	—	2-5 (.286)
Jan.	1-4-0 (.200)	0-3-0 (.000)	1-7-0 (.125)	13-3 (.813)	3-5 (.375)	2-4 (.333)	18-12 (.600)
Feb.	—	—	—	—	—	0-1 (.000)	0-1 (.000)
<b>TOTAL</b>	<b>259-145-7 (.639)</b>	<b>173-233-3 (.427)</b>	<b>432-378-10 (.533)</b>	<b>15-4 (.789)</b>	<b>3-9 (.250)</b>	<b>2-5 (.286)</b>	<b>20-18 (.526)</b>

## BRONCOS ALL-TIME RECORD BY THE DECADE

REGULAR SEASON				POSTSEASON			
	Home	Road	Total	Home	Road	Neutral	Total
<b>1960s</b>	24-43-3 (.364)	15-54-1 (.221)	39-97-4 (.293)	—	—	—	—
<b>1970s</b>	43-25-4 (.625)	32-39-1 (.451)	75-64-5 (.538)	2-0 (1.000)	0-2 (.000)	0-1 (.000)	2-3 (.400)
<b>1980s</b>	58-19-0 (.753)	35-39-1 (.473)	93-58-1 (.615)	5-1 (.833)	1-1 (.500)	0-3 (.000)	6-5 (.545)
<b>1990s</b>	60-20-0 (.750)	34-46-0 (.425)	94-66-0 (.588)	4-1 (.800)	2-2 (.500)	2-0 (1.000)	8-3 (.727)
<b>2000s</b>	54-26-0 (.675)	39-41-0 (.488)	93-67-0 (.581)	1-1 (.500)	0-3 (.000)	0-0 (.000)	1-4 (.200)
<b>2010s</b>	20-12-0 (.625)	18-14-0 (.563)	38-26-0 (.594)	3-1 (.750)	0-1 (.000)	0-1 (.000)	3-3 (.500)
<b>TOTAL</b>	<b>259-145-7 (.639)</b>	<b>173-233-3 (.427)</b>	<b>432-378-10 (.533)</b>	<b>15-4 (.789)</b>	<b>3-9 (.250)</b>	<b>2-5 (.286)</b>	<b>20-18 (.526)</b>

## BRONCOS ALL-TIME SEASON OPENERS

Overall record: 34-19-1 / Home: 25-7-1 / Road: 9-12

Year (Date)	W/L	Result	Year (Date)	W/L	Result
1960 (9/9)	W	Denver 13, @Boston 10	1987 (9/13)	W	@Denver 40, Seattle 17
1961 (9/10)	W	Denver 22, @Buffalo 10	1988 (9/4)	L	Seattle 21, @Denver 14
1962 (9/7)	W	@Denver 30, San Diego 21	1989 (9/10)	W	@Denver 34, Kansas City 20
1963 (9/7)	L	Kansas City 59, @Denver 7	1990 (9/9)	L	@L.A. Raiders, 14, Denver 9
1964 (9/12)	L	@N.Y. Jets 30, Denver 6	1991 (9/1)	W	@Denver 45, Cincinnati 14
1965 (9/11)	L	@San Diego 34, Denver 31	1992 (9/6)	W	@Denver 17, L.A. Raiders 13
1966 (9/3)	L	@Houston 45, Denver 7	1993 (9/5)	W	Denver 26, @N.Y. Jets 20
1967 (9/3)	W	@Denver 26, Boston 21	1994 (9/4)	L	San Diego 37, @Denver 34
1968 (9/15)	L	@Cincinnati 24, Denver 10	1995 (9/3)	W	@Denver 22, Buffalo 7
1969 (9/14)	W	@Denver 35, Boston 7	1996 (9/1)	W	@Denver 31, N.Y. Jets 6
1970 (9/20)	W	Denver 25, @Buffalo 10	1997 (8/31)	W	@Denver 19, Kansas City 3
1971 (9/19)	T	@Denver 10, Miami 10	1998 (9/7)	W	@Denver 27, New England 21
1972 (9/17)	W	@Denver 30, Houston 17	1999 (9/13)	L	Miami 38, @Denver 21
1973 (9/16)	W	@Denver 28, Cincinnati 10	2000 (9/4)	L	@St. Louis 41, Denver 36
1974 (9/15)	L	L.A. Rams 17, @Denver 10	2001 (9/10)	W	@Denver 31, NYG 20
1975 (9/21)	W	@Denver 37, Kansas City 33	2002 (9/8)	W	@Denver 23, St. Louis 16
1976 (9/12)	L	@Cincinnati 17, Denver 7	2003 (9/7)	W	Denver 30, @Cincinnati 10
1977 (9/18)	W	@Denver 7, St. Louis 0	2004 (9/12)	W	@Denver 34, Kansas City 24
1978 (9/3)	W	@Denver 14, Oakland 6	2005 (9/11)	L	@Miami 34, Denver 10
1979 (9/2)	W	@Denver 10, Cincinnati 0	2006 (9/10)	L	@St. Louis 18, Denver 10
1980 (9/7)	L	@Philadelphia 27, Denver 6	2007 (9/9)	W	Denver 15, @Buffalo 14
1981 (9/6)	W	@Denver 9, Oakland 7	2008 (9/8)	W	Denver 41, @Oakland 14
1982 (9/12)	L	San Diego 23, @Denver 3	2009 (9/13)	W	Denver 12, @Cincinnati 7
1983 (9/4)	W	Denver 14, @Pittsburgh 10	2010 (9/12)	L	@Jacksonville 24, Denver 17
1984 (9/2)	W	@Denver 20, Cincinnati 17	2011 (9/12)	L	Oakland 23, @Denver 20
1985 (9/8)	L	@L.A. Rams 20, Denver 16	2012 (9/9)	W	@Denver 31, Pittsburgh 19
1986 (9/7)	W	@Denver 38, L.A. Raiders 36	2013 (9/5)	W	@Denver 49, Baltimore 27

## YEAR-BY-YEAR FINAL RECORDS

Year	W	L	T	Div. Finish	Coach	Postseason (record)
1960	4	9	1	Fourth	Frank Filchock	
1961	3	11	0	Third	Frank Filchock	
1962	7	7	0	Second	Jack Faulkner	
1963	2	11	1	Fourth	Jack Faulkner	
1964	2	11	1	Fourth	Jack Faulkner (0-4) / Mac Speedie (2-7-1)	
1965	4	10	0	Fourth	Mac Speedie	
1966	4	10	0	Fourth	Mac Speedie (0-2) / Ray Malavasi (4-8)	
1967	3	11	0	Fourth	Lou Saban	
1968	5	9	0	Fourth	Lou Saban	
1969	5	8	1	Fourth	Lou Saban	
1970	5	8	1	Fourth	Lou Saban	
1971	4	9	1	Fourth	Lou Saban (2-6-1) / Jerry Smith (2-3)	
1972	5	9	0	Third	John Ralston	
1973	7	5	2	Second	John Ralston	
1974	7	6	1	Second	John Ralston	
1975	6	8	0	Second	John Ralston	
1976	9	5	0	Second	John Ralston	
1977	12	2	0	First	Red Miller	Super Bowl (2-1)
1978	10	6	0	First	Red Miller	Playoffs (0-1)
1979	10	6	0	Second	Red Miller	Playoffs (0-1)
1980	8	8	0	Fourth	Red Miller	
1981	10	6	0	Second	Dan Reeves	
1982	2	7	0	Fifth	Dan Reeves	
1983	9	7	0	Third	Dan Reeves	Playoffs (0-1)
1984	13	3	0	First	Dan Reeves	Playoffs (0-1)
1985	11	5	0	Second	Dan Reeves	
1986	11	5	0	First	Dan Reeves	Super Bowl (2-1)
1987	10	4	1	First	Dan Reeves	Super Bowl (2-1)
1988	8	8	0	Second	Dan Reeves	
1989	11	5	0	First	Dan Reeves	Super Bowl (2-1)
1990	5	11	0	Fifth	Dan Reeves	
1991	12	4	0	First	Dan Reeves	AFC Championship (1-1)
1992	8	8	0	Third	Dan Reeves	
1993	9	7	0	Third	Wade Phillips	Playoffs (0-1)
1994	7	9	0	Fourth	Wade Phillips	
1995	8	8	0	Fourth	Mike Shanahan	
1996	13	3	0	First	Mike Shanahan	Playoffs (0-1)
1997	12	4	0	Second	Mike Shanahan	Super Bowl Champion (4-0)
1998	14	2	0	First	Mike Shanahan	Super Bowl Champion (3-0)
1999	6	10	0	Fifth	Mike Shanahan	
2000	11	5	0	Second	Mike Shanahan	Playoffs (0-1)
2001	8	8	0	Third	Mike Shanahan	
2002	9	7	0	Second	Mike Shanahan	
2003	10	6	0	Second	Mike Shanahan	Playoffs (0-1)
2004	10	6	0	Second	Mike Shanahan	Playoffs (0-1)
2005	13	3	0	First	Mike Shanahan	AFC Championship (1-1)
2006	9	7	0	Third	Mike Shanahan	
2007	7	9	0	Second	Mike Shanahan	
2008	8	8	0	Second	Mike Shanahan	
2009	8	8	0	Second	Josh McDaniels	
2010	4	12	0	Fourth	Josh McDaniels (3-9) / Eric Stutesville (1-3)	
2011	8	8	0	First	John Fox	Playoffs (1-1)
2012	13	3	0	First	John Fox	Playoffs (0-1)
2013	13	3	0	First	John Fox	Super Bowl (2-1)
<b>Total</b>	<b>432</b>	<b>378</b>	<b>10</b>	<b>(.533)</b>		<b>(Total Playoff Record: 20-18)</b>

**2 World Championships:** (1997-98)


**7 Super Bowl Appearances:** (1977, '86-87, '89, '97-98, 2013)

**9 AFC Championship Games:** (1977, '86-87, '89, '91, '97-98, '05, '13)

**13 Division Titles:** (1977-78, '84, '86-87, '89, '91, '96, '98, '05, '11-13)

**20 Playoff Appearances:** (1977-79, '83-84, '86-87, '89, '91, '93, '96-98, '00, '03-05, '11-13)

**26 Winning Seasons:** (1973-74, '76-79, '81, '83-87, '89, '91, '93, '96-98, '00, '02-06, '12-13)



# 2013 FINAL STATISTICS (13-3)

Head Coach: John Fox    AFC West: 1st    Home Stadium: Sports Authority Field at Mile High

Date	W-L	Score	Opponent	Attendance	RUSHING	No.	Yds.	Avg.	Long	TD
Sept 5	W	49-27	Baltimore	76,977	Moreno	241	1038	4.3	31	10
Sept 15	W	41-23	at N.Y. Giants	81,285	Ball	120	559	4.7	45	4
Sept 23	W	37-21	Oakland	76,978	Hillman	55	218	4.0	19	1
Sept 29	W	52-20	Philadelphia	77,002	Anderson	7	38	5.4	11	0
Oct 6	W	51-48	at Dallas	92,758	Bruton	1	35	35.0	35	0
Oct 13	W	35-19	Jacksonville	76,862	Holliday	1	7	7.0	7	0
Oct 20	L	39-33	at Indianapolis	67,196	Caldwell	1	7	7.0	7	0
Oct 27	W	45-21	Washington	77,031	Oswelier	3	2	0.7	4	0
Nov 10	W	28-20	at San Diego	68,847	Manning	32	-31	-1.0	11	1
Nov 17	W	27-17	Kansas City	77,076	<b>BRONCOS</b>	<b>461</b>	<b>1873</b>	<b>4.1</b>	<b>45</b>	<b>16</b>
Nov 24	L	34-31	at New England (OT)	68,756	<b>OPPONENTS</b>	<b>420</b>	<b>1626</b>	<b>3.9</b>	<b>35</b>	<b>15</b>
Dec 1	W	35-28	at Kansas City	77,065						
Dec 8	W	51-28	Tennessee	76,554						
Dec 12	L	27-20	San Diego	76,497	<b>RECEIVING</b>	<b>No.</b>	<b>Yds.</b>	<b>Avg.</b>	<b>Long</b>	<b>TD</b>
Dec 22	W	37-13	at Houston	71,761	D.Thomas	92	1430	15.5	78t	14
Dec 29	W	34-14	at Oakland	51,500	Decker	87	1288	14.8	61	11

TEAM STATISTICS	Den	Opp
TOTAL FIRST DOWNS	435	339
Rushing	107	90
Passing	293	208
Penalty	35	41
3RD DOWN: MADE/ATT	95/205	83/218
3rd Down Pct	46.3	38.1
4TH DOWN: MADE/ATT	8/9	4/15
4th Down Pct	88.9	26.7
POSSESSION AVG.	30.06	29.54
TOTAL NET YARDS	7317	5696
Avg. Per Game	457.3	356.0
Total Plays	1156	1074
Avg. Per Play	6.3	5.3
NET YARDS RUSHING	1873	1626
Avg. Per Game	117.1	101.6
Total Rushes	461	420
NET YARDS PASSING	5444	4070
Avg. Per Game	340.3	254.4
Sacked/Yards Lost	20/128	41/290
Gross Yards	5572	4360
Att./Completions	675/461	613/357
Completion Pct.	68.3	58.2
Had Intercepted	10	17
PUNTS/AVERAGE	66/43.8	89/46.1
NET PUNTING AVG.	38.2	39.5
PENALTIES/YARDS	117/1000	97/807
FUMBLES/BALL LOST	27/16	25/9
TOUCHDOWNS		
Rushing	76	47
Passing	55	29
Returns	5	3

SCORE BY PERIODS	1	2	3	4	OT	PTS
<b>BRONCOS</b>	130	158	135	183	0	606
<b>OPPONENTS</b>	64	128	104	100	3	399

SCORING	TD	Ru	Pa	Ret	PAT	FG	\$	PTS
Prater	0	0	0	0	75/75	25/26	0	150
D. Thomas	14	0	14	0	0/0	0/0	0	84
Moreno	13	10	3	0	0/0	0/0	0	78
J. Thomas	12	0	12	0	0/0	0/0	0	72
Decker	11	0	11	0	0/0	0/0	0	66
Welker	10	0	10	0	0/0	0/0	0	60
Ball	4	4	0	0	0/0	0/0	0	24
Caldwell	3	0	3	0	0/0	0/0	0	18
Holliday	2	0	0	2	0/0	0/0	0	12
Tamme	1	0	1	0	0/0	0/0	0	6
Dreessen	1	0	1	0	0/0	0/0	0	6
Rodgers-Cromartie	1	0	0	1	0/0	0/0	0	6
Johnson	1	0	0	1	0/0	0/0	0	6
Hillman	1	1	0	0	0/0	0/0	0	6
Manning	1	1	0	0	0/0	0/0	0	6
Miller	1	0	0	1	0/0	0/0	0	6
<b>BRONCOS</b>	<b>76</b>	<b>16</b>	<b>55</b>	<b>5</b>	<b>75/75</b>	<b>25/26</b>	<b>0</b>	<b>606</b>
<b>OPPONENTS</b>	<b>47</b>	<b>15</b>	<b>29</b>	<b>3</b>	<b>44/44</b>	<b>23/26</b>	<b>1</b>	<b>399</b>

2-PT. CONVERSIONS: BRONCOS 0-1, OPPONENTS 1-3

**SACKS:** Phillips 10.0, Jackson 6.0, Ayers 5.5, Miller 5.0, Wolfe 4.0, Knighton 3.0, Trevathan 2.0, Williams 2.0, Woodyard 1.5, Vickerson 1.0, Irving 1.0, **BRONCOS 41.0, OPPONENTS 19.0**

**FUM/Lost:** Manning 10/6, Holliday 5/2, Ball 3/3, Decker 2/1, Hillman 2/1, Carter 1/1, Trevathan 1/1, Welker 1/1, Moreno, 1/0, D. Thomas 1/0

RECEIVING	No.	Yds.	Avg.	Long	TD
D.Thomas	92	1430	15.5	78t	14
Decker	87	1288	14.8	61	11
Welker	73	778	10.7	33	10
J.Thomas	65	788	12.1	74t	12
Moreno	60	548	9.1	35t	3
Tamme	20	184	9.2	15	1
Ball	20	145	7.3	31	0
Caldwell	16	200	12.5	36	3
Hillman	12	119	9.9	19	0
Green	9	45	5.0	10	0
Dreessen	7	47	6.7	14	1
<b>BRONCOS</b>	<b>461</b>	<b>5572</b>	<b>12.1</b>	<b>78t</b>	<b>55</b>
<b>OPPONENTS</b>	<b>357</b>	<b>4360</b>	<b>12.2</b>	<b>82t</b>	<b>29</b>

INTERCEPTIONS	No.	Yds.	Avg.	Long	TD
Rodgers-Cromartie	3	75	25.0	75t	1
Trevathan	3	29	9.7	29	0
Harris	3	1	0.3	1	0
Moore	2	18	9.0	18	0
Webster	1	10	10.0	10	0
Adams	1	3	3.0	3	0
Phillips	1	3	3.0	3	0
Knighton	1	2	2.0	2	0
Woodyard	1	0	0.0	0	0
Carter	1	0	0.0	0	0
<b>BRONCOS</b>	<b>17</b>	<b>141</b>	<b>8.3</b>	<b>75t</b>	<b>1</b>
<b>OPPONENTS</b>	<b>10</b>	<b>131</b>	<b>13.1</b>	<b>59t</b>	<b>2</b>

PUNTING	No.	Yds.	Avg.	Net	TB	In20	Long	B
Colquitt	65	2893	44.5	38.8	3	23	60	1
<b>BRONCOS</b>	<b>65</b>	<b>2893</b>	<b>43.8</b>	<b>38.8</b>	<b>3</b>	<b>23</b>	<b>60</b>	<b>1</b>
<b>OPPONENTS</b>	<b>87</b>	<b>4100</b>	<b>46.1</b>	<b>40.4</b>	<b>8</b>	<b>32</b>	<b>66</b>	<b>2</b>

PUNT RETURNS	No.	FC	Yds.	Avg.	Long	TD
Holliday	32	11	271	8.5	81t	1
Welker	10	2	70	7.0	27	0
Decker	1	2	2	2.0	2	0
Carter	1	0	0	0.0	0	0
<b>BRONCOS</b>	<b>44</b>	<b>15</b>	<b>343</b>	<b>7.8</b>	<b>81T</b>	<b>1</b>
<b>OPPONENTS</b>	<b>28</b>	<b>25</b>	<b>274</b>	<b>9.8</b>	<b>51</b>	<b>0</b>

KICKOFF RETURNS	No.	Yds.	Avg.	Long	TD
Holliday	28	775	27.7	105t	1
Caldwell	6	141	23.5	34	0
Bolden	2	44	22.0	25	0
Unrein	1	8	8.0	8	0
Jackson	1	6	6.0	6	0
Tamme	1	0	0.0	0	0
<b>BRONCOS</b>	<b>39</b>	<b>974</b>	<b>25.0</b>	<b>105T</b>	<b>1</b>
<b>OPPONENTS</b>	<b>32</b>	<b>936</b>	<b>29.3</b>	<b>108T</b>	<b>1</b>

FIELD GOALS	1-19	20-29	30-39	40-49	50+
Prater	2/2	4/4	5/5	8/8	6/7
<b>BRONCOS</b>	<b>2/2</b>	<b>4/4</b>	<b>5/5</b>	<b>8/8</b>	<b>6/7</b>
<b>OPPONENTS</b>	<b>0/0</b>	<b>6/6</b>	<b>9/10</b>	<b>6/8</b>	<b>2/2</b>

**PRATER:** ( )(42G,47G)(53G,41G,40G)(53G)(48G,50G,28G)( )(31G,47G)(19G)( )(54G,52N,36G)(27G)( )(25G,64G,19G)(32G,42G)(32G,25G,44G)(34G,54G)

**OPPONENTS:** (25G,30G)(36G,24G,41G)( )(35G,25G,46N)(43G,48G)(50G,30G)(27G,52G,42G)( )(26G,40G,37N)(20G)(31G,31G)( )(38G,35G)(45G,35G)(42N)

PASSING	Att.	Comp.	Yds.	Comp.%	Yds/Att.	TD	TD%	Int	Int%	Long	Sack/Lost	Rating
Manning	659	450	5477	68.3%	8.3	55	8.3%	10	1.5%	78t	18/120	115.1
Oswelier	16	11	95	68.8%	5.9	0	0.0%	0	0.0%	19	2/8	84.1
<b>BRONCOS</b>	<b>675</b>	<b>461</b>	<b>5572</b>	<b>68.3%</b>	<b>8.3</b>	<b>55</b>	<b>8.1%</b>	<b>10</b>	<b>1.5%</b>	<b>78t</b>	<b>20/128</b>	<b>114.4</b>
<b>OPPONENTS</b>	<b>613</b>	<b>357</b>	<b>4360</b>	<b>58.2%</b>	<b>7.1</b>	<b>29</b>	<b>4.7%</b>	<b>17</b>	<b>2.8%</b>	<b>82t</b>	<b>41/290</b>	<b>84.0</b>



## 2013 DEFENSIVE STATS

(based on unofficial press box statistics)

	TT	UT	A	S-YDS	I-YDS	PD	FF	FR
1 Trevathan	124	84	40	2-18	3-29	10	2	1
2 Woodyard	83	47	36	1.5-11	1-0	4	1	0
3 Ihenachio	72	55	17	0-0	0-0	7	3	2
4 Harris	65	58	7	0-0	3-1	13	0	0
5 Adams	61	45	16	0-0	1-3	7	0	1
6 Moore	44	30	16	0-0	2-18	6	0	0
7 Jackson	42	20	12	6-5	0-0	4	1	0
8 Webster	38	34	4	0-0	1-10	9	1	0
9 Phillips	36	29	7	10-77.5	1-3	5	2	0
10 Miller	34	27	7	5-29	0-0	1	3	1
11 Irving	34	23	11	1-8	0-0	1	0	0
12 Rodgers-Cromartie	31	25	6	0-0	3-75	15	0	0
13 Knighton	31	18	13	3-18	1-2	1	0	1
14 Ayers	29	23	6	5.5-34.5	0-0	1	0	0
15 Vickerson	22	18	4	1-9	0-0	3	0	0
16 Unrein	20	15	5	0-0	0-0	0	0	0
17 Lenon	20	14	6	0-0	0-0	2	0	0
18 Williams	19	12	7	2-8	0-0	0	0	1
19 Bruton	16	14	2	0-0	0-0	0	0	0
20 Wolfe	16	11	5	4-34	0-0	0	0	1
21 Bailey	14	12	2	0-0	0-0	3	0	0
22 Jammer	13	12	1	0-0	0-0	3	0	1
23 Carter	11	10	1	0-0	0-0	6	0	0
24 Bolden	11	8	3	0-0	0-0	0	0	0
25 Huff	2	2	0	0-0	0-0	0	0	0
26 Johnson	1	1	0	0-0	0-0	0	0	0
Robinson	1	1	0	0-0	0-0	0	0	0
Marshall	1	1	0	0-0	0-0	0	0	0
Mincey	1	1	0	0-0	0-0	0	0	0
Tamme	1	0	1	0-0	0-0	0	0	0
Fua	1	0	1	0-0	0-0	0	0	0
<b>TOTALS</b>	<b>867</b>	<b>621</b>	<b>246</b>	<b>52-364</b>	<b>16-347</b>	<b>85</b>	<b>18</b>	<b>7</b>

## 2013 GAMES STARTED

OFFENSE	DEFENSE
QB Manning, Peyton	16 DE Ayers, Robert
RB Moreno, Knowshon	15 DE Jackson, Malik
WR Decker, Eric	16 DE Phillips, Shaun
WR Thomas, Demaryius	16 DT Knighton, Terrance
WR Welker, Wes	13 DT Unrein, Mitch
WR Caldwell, Andre	2 DT Vickerson, Kevin
TE Green, Virgil	3 SLB Irving, Nate
TE Tamme, Jacob	1 MLB Miller, Von
TE Thomas, Julius	14 MLB Lenon, Paris
C Ramirez, Manny	16 MLB Woodyard, Wesley
T Clady, Ryan	2 CB Bailey, Champ
T Clark, Chris	14 CB Carter, Tony
T Franklin, Orlando	1 CB Harris Jr., Chris
T Vasquez, Louis	1 CB Jammer, Quentin
G Beadles, Zane	16 CB Rodgers-Cromartie, Dominique
G Kuper, Chris	1 S Adams, Mike
G Vasquez, Louis	15 S Bolden, Omar
	1 S Ihenachio, Duke
	14 S Moore, Rahim

## 2013 COACHES

**John Fox** (Head Coach), **Jack Del Rio** (Defensive Coordinator), **Adam Gase** (Offensive Coordinator), **Jeff Rodgers** (Special Teams Coordinator), **Clancy Barone** (Tight Ends), **Chris Beake** (Quality Control-Defense), **Brian Callahan** (Offensive Assistant), **Jim Bob Cooley** (Offensive Assistant), **Mike Eubanks** (Asst. Strength & Conditioning), **Sam Games** (Assistant Secondary), **Jason George** (Asst. Strength & Conditioning), **Alex Gibbs** (Offensive Consultant), **Greg Knapp** (Quarterbacks), **Anthony Lomando** (Asst. Strength & Conditioning), **Dave Magazz** (Offensive Line), **Luke Richesson** (Strength & Conditioning), **Jay Rodgers** (Defensive Line), **Richard Smith** (Linebackers), **Eric Studeville** (Running Backs), **Darius Swinton** (Assistant Special Teams), **Tyke Tolbert** (Wide Receivers), **Cory Undlin** (Secondary).

## 2013 LEADERS / RANKINGS

INDIVIDUAL	PLAYER	NO.	AFC RANK	NFL RANK	NFL LEADER	NO.
Points	Prater	150	2	2	Gostkowski (NE)	158
Rushing Yards	Moreno	1,038	4	12	McCoy (PHI)	1,607
Passing Yards	Manning	5,477	1	1	Manning (DEN)	5,477
Passer Rating	Manning	115.1	1	2	Foles (PHI)	119.2
Receiving Yards	D. Thomas	1,430	3	4	Gordon (CLE)	1,646
Receptions	D. Thomas	92	6	9	Garcon (WAS)	113
Interceptions	Three players	3	15 <sup>th</sup>	32 <sup>nd</sup>	Sherman (SEA)	8
Sacks	Phillips	10.0	11 <sup>th</sup>	20 <sup>th</sup>	Mathis (IND)	19.5
OFFENSE		NO.	AFC RANK	NFL RANK	NFL LEADER	NO.
Points Per Game		37.9	1	1	Denver	37.9
Total Yards Per Game		457.3	1	1	Denver	457.3
Yards Per Play		6.3	1	2	Philadelphia	6.3
Rushing Yards Per Game		117.1	8	15	Philadelphia	160.4
Net Passing Yards Per Game		340.3	1	1	Denver	340.3
DEFENSE		NO.	AFC RANK	NFL RANK	NFL LEADER	NO.
Points Per Game		24.9	12	22	Seattle	14.4
Total Yards Per Game		366.0	9	19	Seattle	273.6
Yards Per Play		5.3	10	16	Seattle	4.4
Rushing Yards Per Game		91.1	2	3	Tampa Bay	82.5
Net Passing Yards Per Game		199.6	3	3	Pittsburgh	185.2

## 2013 KEY AWARDS

**Pro Bowl (5):** QB Peyton Manning, K Matt Prater, WR Demaryius Thomas, TE Julius Thomas, G Louis Vasquez. **AP All-Pro (4):** QB Peyton Manning (first team), G Louis Vasquez (first team), K Matt Prater (second team), WR Demaryius Thomas (second team). **AP NFL MVP:** QB Peyton Manning. **AP NFL Offensive Player of the Year:** QB Peyton Manning. **FedEx Air Player of the Year:** QB Peyton Manning.

## 2013 NFL STANDINGS

### AFC EAST

Team	W	L	T	Pct	PF	PA
z- New England	12	4	0	.750	444	338
N.Y. Jets	8	8	0	.500	290	387
Miami	8	8	0	.500	317	335
Buffalo	6	10	0	.375	339	388

### AFC NORTH

Team	W	L	T	Pct	PF	PA
z- Cincinnati	11	5	0	.688	430	305
Pittsburgh	8	8	0	.500	379	370
Baltimore	8	8	0	.500	320	352
Cleveland	4	12	0	.250	308	406

### AFC SOUTH

Team	W	L	T	Pct	PF	PA
z- Indianapolis	11	5	0	.688	391	336
Tennessee	7	9	0	.438	362	381
Jacksonville	4	12	0	.250	247	449
Houston	2	14	0	.125	276	428

### AFC WEST

Team	W	L	T	Pct	PF	PA
*y-z- Denver	13	3	0	.813	606	399
y- Kansas City	11	5	0	.688	430	305
y- San Diego	9	7	0	.563	396	348
Oakland	4	12	0	.250	322	453

### NFC EAST

Team	W	L	T	Pct	PF	PA
z- Philadelphia	10	6	0	.625	442	382
Dallas	8	8	0	.500	439	432
N. Y. Giants	7	9	0	.438	294	383
Washington	3	13	0	.188	334	478

### NFC NORTH

Team	W	L	T	Pct	PF	PA
z- Green Bay	8	7	1	.531	417	428
Chicago	8	8	0	.500	445	478
Detroit	7	9	0	.438	395	376
Minnesota	5	10	1	.344	391	480

### NFC SOUTH

Team	W	L	T	Pct	PF	PA
z- Carolina	12	4	0	.750	366	241
y- New Orleans	11	5	0	.688	414	304
Atlanta	4	12	0	.250	353	443
Tampa Bay	4	12	0	.250	288	389

### NFC WEST

Team	W	L	T	Pct	PF	PA
*y-z- Seattle	13	3	0	.813	417	231
y- San Francisco	12	4	0	.750	406	272
Arizona	10	6	0	.625	379	324
St. Louis	7	9	0	.438	348	364

x - Playoffs; y - Division Title; z - First-round Bye; \* - Home-field Advantage

## WILD CARD PLAYOFF GAMES

1/4 - at Indianapolis 45, Kansas City 44  
1/4 - New Orleans 26, at Philadelphia 24  
1/5 - San Diego 27, at Cincinnati 10  
1/5 - San Francisco 23, at Green Bay 20

## DIVISIONAL PLAYOFF GAMES

1/11 - at Seattle 23, New Orleans 15  
1/11 - at New England 43, Indianapolis 22  
1/12 - San Francisco 23, at Carolina 10  
1/12 - at Denver 24, San Diego 17

## CONFERENCE CHAMPIONSHIPS

1/20 - at Denver 26, New England 16  
1/20 - at Seattle 23, San Francisco 17

**SUPER BOWL XLVIII (NEW YORK/NEW JERSEY)**  
2/2 - Seattle 43, Denver 8



# 2012 FINAL STATISTICS (13-3)

Head Coach: John Fox
AFC West: 1st
Home Stadium: Sports Authority Field at Mile High

Date	W-L	Score	Opponent	Attendance	RUSHING	No.	Yds.	Avg.	Long	TD
Sept 9	W	31-19	Pittsburgh	76,823	McGahee	167	731	4.4	31	4
Sept 17	L	21-27	at Atlanta	70,427	Moreno	138	525	3.8	20	4
Sept 23	L	25-31	Houston	76,566	Hillman	85	330	3.9	31	1
Sept 30	W	37-6	Oakland	76,787	Ball	42	158	3.8	22	1
Oct 7	L	21-31	at New England	68,756	Hester	17	81	4.8	18	2
Oct 15	W	35-24	at San Diego	68,604	Caldwell	1	14	14.0	14	0
Oct 28	W	34-14	New Orleans	76,832	Manning	23	6	0.3	10	0
Nov 4	W	31-23	at Cincinnati	63,623	Osweller	8	-13	-1.6	-1	0
Nov 11	W	36-14	at Carolina	73,939	<b>BRONCOS</b>	<b>481</b>	<b>1832</b>	<b>3.8</b>	<b>31</b>	<b>12</b>
Nov 18	W	30-23	San Diego	76,769	<b>OPPONENTS</b>	<b>404</b>	<b>1458</b>	<b>3.6</b>	<b>36</b>	<b>5</b>
Nov 25	W	17-9	at Kansas City	74,244						
Dec 2	W	31-23	Tampa Bay	76,432						
Dec 6	W	26-13	at Oakland	53,807	<b>RECEIVING</b>	<b>No.</b>	<b>Yds.</b>	<b>Avg.</b>	<b>Long</b>	<b>TD</b>
Dec 16	W	34-17	at Baltimore	71,317	D.Thomas	94	1434	15.3	71t	10
Dec 23	W	34-12	Cleveland	76,351	Decker	85	1064	12.5	55	13
Dec 30	W	38-3	Kansas City	76,502	Tammie	52	555	10.7	36	2

TEAM STATISTICS				Den	Opp					
TOTAL FIRST DOWNS				380	287					
Rushing				112	73					
Passing				232	183					
Penalty				36	31					
3RD DOWN: MADE/ATT				96/213	66/216					
3rd Down Pct				45.1	30.6					
4TH DOWN: MADE/ATT				3/5	7/18					
4th Down Pct				60.0	38.9					
POSSESSION AVG.				31:16	28:44					
TOTAL NET YARDS				6366	4652					
Avg. Per Game				397.9	290.8					
Total Plays				1090	1015					
Avg. Per Play				5.8	4.6					
NET YARDS RUSHING				1832	1458					
Avg. Per Game				114.5	91.1					
Total Rushes				481	404					
NET YARDS PASSING				4534	3194					
Avg. Per Game				283.4	199.6					
Sacked/Yards Lost				21/137	52/364					
Gross Yards				4671	3558					
Att./Completions				588/402	559/321					
Completion Pct.				68.4	57.4					
Had Intercepted				11	16					
PUNTS/AVERAGE				67/46.3	94/48.1					
NET PUNTING AVG.				42.1	41.5					
PENALTIES/YARDS				100/805	123/951					
FUMBLES/BALL LOST				22/14	23/8					
TOUCHDOWNS				57	32					
Rushing				12	5					
Passing				37	25					
Returns				8	2					

SCORE BY PERIODS	1	2	3	4	OT	PTS				
BRONCOS	66	116	153	146	0	481				
OPPONENTS	70	81	62	76	0	289				

SCORING	TD	Ru	Pa	Ret	PAT	FG	\$	PTS				
Prater	0	0	0	0	55/55	26/32	0	133				
Decker	13	0	13	0	0/0	0/0	0	78				
D.Thomas	10	0	10	0	0/0	0/0	0	60				
Dreessen	5	0	5	0	0/0	0/0	0	30				
Stokley	5	0	5	0	0/0	0/0	0	30				
McGahee	4	4	0	0	0/0	0/0	1	26				
Moreno	4	4	0	0	0/0	0/0	0	24				
Harris	2	0	0	2	0/0	0/0	0	12				
Hester	2	2	0	0	0/0	0/0	0	12				
Tammie	2	0	2	0	0/0	0/0	0	12				
Ball	2	1	1	0	0/0	0/0	0	12				
T.Carter	2	0	0	2	0/0	0/0	0	12				
Holliday	2	0	0	2	0/0	0/0	0	12				
Hillman	1	1	0	0	0/0	0/0	0	6				
Miller	1	0	0	1	0/0	0/0	0	6				
Unrein	1	0	1	0	0/0	0/0	0	6				
Porter	1	0	0	1	0/0	0/0	0	6				
Adams	0	0	0	0	0/0	0/0	0	2				
Dumervil	0	0	0	0	0/0	0/0	0	2				
<b>BRONCOS</b>	<b>57</b>	<b>12</b>	<b>37</b>	<b>8</b>	<b>55/55</b>	<b>26/32</b>	<b>1</b>	<b>481</b>				
<b>OPPONENTS</b>	<b>32</b>	<b>5</b>	<b>25</b>	<b>2</b>	<b>29/29</b>	<b>22/25</b>	<b>0</b>	<b>289</b>				

2-PT. CONVERSIONS: McGahee 1, **BRONCOS 1-2, OPPONENTS 0-3**

**SACKS:** Miller 18.5, Dumervil 11.0, Wolfe 6.0, Woodyard 5.5, Harris 2.5, Ayers 2.0, Vickerson 2.0, Adams 1.0, Brookling 1.0, Moore 1.0, Trevathan 1.0, Mays 0.5, **BRONCOS 52.0, OPPONENTS 21.0**

**FUM/Lost:** McGahee 5/4, Holliday 5/1, D. Thomas 3/3, Manning 2/2, Hillman 2/1, Ball 1/1, Bolden 1/1, Moreno 1/1, Leonhard 1/0, Koppen 1/0

PASSING	Att.	Comp.	Yds.	Comp.%	Yds/Att.	TD	TD%	Int	Int%	Long	Sack/Lost	Rating
Manning	583	400	4659	68.6%	8	37	6.3%	11	1.9%	71t	21/137	105.9
Osweller	4	2	12	50.0%	3	0	0.0%	0	0.0%	7	0/0	56.3
Prater	1	0	0	0.0%	0	0	0.0%	0	0.0%	0	0/0	39.6
<b>BRONCOS</b>	<b>588</b>	<b>402</b>	<b>4671</b>	<b>68.4%</b>	<b>7.9</b>	<b>37</b>	<b>6.3%</b>	<b>11</b>	<b>1.9%</b>	<b>71t</b>	<b>21/137</b>	<b>105.3</b>
<b>OPPONENTS</b>	<b>559</b>	<b>321</b>	<b>3558</b>	<b>57.4%</b>	<b>6.4</b>	<b>25</b>	<b>4.5%</b>	<b>16</b>	<b>2.9%</b>	<b>61t</b>	<b>52/364</b>	<b>79.4</b>

## 2012 DEFENSIVE STATS

(based on unofficial press box statistics)

	TT	UT	A	S-YDS	I-YDS	PD	FF	FR
1 Woodyard	114	70	44	5.5-47.5	3-40	6	1	1
2 Adams	80	60	20	1-2	0-0	11	2	2
3 Moore	71	59	12	1-3	1-23	7	0	1
4 Miller	68	55	13	18.5-129.5	1-26	2	6	0
5 Bailey	66	61	5	0-0	2-18	9	0	0
6 Harris	61	51	10	2.5-17.5	3-144	12	0	0
7 Brookings	54	33	21	1-8	0-0	0	1	0
Dumervil	54	32	22	11-83	0-0	1	6	0
9 Bannan	42	28	14	0-0	0-0	4	1	1
10 Vickerson	40	28	12	2-11	0-0	1	1	0
Wolfe	40	26	14	6-41	0-0	2	0	0
12 Trevathan	30	21	9	1-0	0-0	3	0	0
13 T. Carter	24	20	4	0-0	2-55	12	0	1
14 Porter	21	16	5	0-0	1-43	6	0	0
15 Unrein	20	12	8	0-0	0-0	0	0	1
16 Mays	19	7	12	0.5-3.5	0-0	0	0	0
17 Leinhardt	17	12	5	0-0	2-0	3	0	0
18 Ayers	16	8	8	2-18	0-0	2	0	0
19 Williams	14	10	4	0-0	0-0	1	0	0
20 Jackson	5	3	2	0-0	0-0	0	0	0
21 Bolden	4	4	0	0-0	0-0	1	0	0
22 Irving	3	1	2	0-0	0-0	1	0	0
23 Bruton	2	2	0	0-0	1-2	1	0	0
24 Siliga	1	1	0	0-0	0-0	0	0	0
Warren	1	1	0	0-0	0-0	0	0	0
<b>TOTALS</b>	<b>867</b>	<b>621</b>	<b>246</b>	<b>52-364</b>	<b>16-347</b>	<b>85</b>	<b>18</b>	<b>7</b>

## 2012 GAMES STARTED

OFFENSE		DEFENSE	
QB Manning, Peyton	16	DE Dumervil, Elvis	16
RB McGahee, Willis	9	DE Wolfe, Derek	16
RB Moreno, Knowshon	6	DT Bannan, Justin	16
WR Decker, Eric	15	DT Unrein, Mitch	2
WR Stokley, Brandon	9	DT Vickerson, Kevin	14
WR Thomas, Demaryius	16	SLB Miller, Von	16
TE Dreessen, Joel	16	MLB Brookings, Keith	14
TE Green, Virgil	2	MLB Mays, Joe	4
TE Tamme, Jacob	8	WLB Woodyard, Wesley	1
C Koppen, Dan	12	CB Bailey, Champ	12
C Walton, J.D.	4	CB Harris, Chris	16
T Clady, Ryan	16	CB Porter, Tracy	4
T Franklin, Orlando	16	S Adams, Mike	16
G Beadles, Zane	16	S Leonard, Jim	1
G Kuper, Chris	5	S Moore, Rahim	15
G Ramirez, Manny	11		

## 2012 COACHES

**John Fox** (Head Coach), **Jack Del Rio** (Defensive Coordinator), **Mike McCoy** (Offensive Coordinator), **Jeff Rodgers** (Special Teams Coordinator), **Claime Barone** (Tight Ends), **Keith Barnes** (Assistant Special Teams), **Brian Callahan** (Quality Control-Offense), **Mike Eubanks** (Asst. Strength & Conditioning), **Sam Games** (Assistant Secondary), **Adam Gase** (Quarterbacks), **Jason George** (Asst. Strength & Conditioning), **Anthony Lomando** (Asst. Strength & Conditioning), **Dave Magaz** (Offensive Line), **Ron Milus** (Secondary), **Luke Richesson** (Strength & Conditioning), **Jay Rodgers** (Defensive Line), **Richard Smith** (Linebackers), **Eric Studesville** (Running Backs), **Tyke Tolbert** (Wide Receivers), **Cory Undlin** (Quality Control-Defense).

## 2012 LEADERS / RANKINGS

INDIVIDUAL	PLAYER	NO.	AFC RANK	NFL RANK	NFL LEADER	NO.
Points	McGahee	133	3	7	Gostkowski (NE)	153
Rushing Yards	McGahee	731	12	26	Peterson (MIN)	2,097
Passing Yards	Manning	4,659	2	6	Brees (NO)	5,177
Passer Rating	Manning	105.8	1	2	Rodgers (GB)	108.0
Receiving Yards	D. Thomas	1,434	2	4	Johnson (DET)	1,964
Receptions	D. Thomas	94	5	8	Johnson (DET)	122
Interceptions	Harris/Woodyard	3	13	29	Jennings (CHI)	9
Sacks	Miller	18.5	2	3	Watt (HOU)	20.5
OFFENSE						
	NO.	AFC RANK	NFL RANK	NFL LEADER	NO.	
Points Per Game	30.1	2	2	New England	34.8	
Total Yards Per Game	397.9	2	4	New England	427.9	
Yards Per Play	5.8	1	6	Washington	6.2	
Rushing Yards Per Game	114.5	7	16	Washington	169.3	
Net Passing Yards Per Game	283.4	2	5	New Orleans	312.3	
DEFENSE						
	NO.	AFC RANK	NFL RANK	NFL LEADER	NO.	
Points Per Game	18.1	1	4	Seattle	15.3	
Total Yards Per Game	290.8	2	2	Pittsburgh	275.8	
Yards Per Play	4.6	1	1	Denver	4.6	
Rushing Yards Per Game	91.1	2	3	Tampa Bay	82.5	
Net Passing Yards Per Game	199.6	3	3	Pittsburgh	185.2	

## 2012 KEY AWARDS

**Pro Bowl** (7): CB Champ Bailey, G Zane Beadles, T Ryan Clady, DE Elvis Dumervil, QB Peyton Manning, LB Von Miller, WR Demaryius Thomas.  
**AP All-Pro** (4): T Ryan Clady (first team), QB Peyton Manning (first team), LB Von Miller (first team), CB Champ Bailey (second team).  
**AP Comeback Player of the Year**: QB Peyton Manning. **FedEx Air Player of the Year**: QB Peyton Manning.

## 2012 NFL STANDINGS

### AFC EAST

Team	W	L	T	Pct	PF	PA
z-New England	12	4	0	.750	557	331
Miami	7	9	0	.438	288	317
New York Jets	6	10	0	.375	281	375
Buffalo	6	10	0	.375	344	435

### AFC NORTH

Team	W	L	T	Pct	PF	PA
z-Baltimore	10	6	0	.625	398	344
y-Cincinnati	10	6	0	.625	391	320
Pittsburgh	8	8	0	.500	336	314
Cleveland	5	11	0	.313	302	368

### AFC SOUTH

Team	W	L	T	Pct	PF	PA
z-Houston	12	4	0	.750	416	331
y-Indianapolis	11	5	0	.688	357	387
Tennessee	6	10	0	.375	330	471
Jacksonville	2	14	0	.125	255	444

### AFC WEST

Team	W	L	T	Pct	PF	PA
*y-Denver	13	3	0	.813	481	289
San Diego	7	9	0	.438	350	350
Oakland	4	12	0	.250	290	443
Kansas City	2	14	0	.125	211	425

### NFC EAST

Team	W	L	T	Pct	PF	PA
z-Washington	10	6	0	.625	436	388
New York Giants	9	7	0	.563	429	344
Dallas	8	8	0	.500	376	400
Philadelphia	4	12	0	.250	280	444

### NFC NORTH

Team	W	L	T	Pct	PF	PA
z-Green Bay	11	5	0	.688	433	336
y-Minnesota	10	6	0	.625	379	348
Chicago	10	6	0	.625	375	277
Detroit	4	12	0	.250	372	437

### NFC SOUTH

Team	W	L	T	Pct	PF	PA
*yz-Atlanta	13	3	0	.813	419	299
Carolina	7	9	0	.438	357	363
New Orleans	7	9	0	.438	461	454
Tampa Bay	7	9	0	.438	389	394

### NFC WEST

Team	W	L	T	Pct	PF	PA
z-San Francisco	11	4	1	.719	397	273
y-Seattle	11	5	0	.688	412	245
St. Louis	7	8	1	.469	299	348
Arizona	5	11	0	.313	250	357

x - Playoffs; y - Division Title; z - First-round Bye; \* - Home-field Advantage

## WILD CARD PLAYOFF GAMES

1/5 - at Houston 19, Cincinnati 13  
 1/6 - at Green Bay 24, Minnesota 10  
 1/6 - at Baltimore 24, Indianapolis 9  
 1/6 - Seattle 24, at Washington 14

## DIVISIONAL PLAYOFF GAMES

1/12 - Baltimore 38, at Denver 35 (OT)  
 1/12 - at San Francisco 45, Green Bay 31  
 1/13 - at Atlanta 30, Seattle 28  
 1/13 - at New England 41, Houston 28

## CONFERENCE CHAMPIONSHIPS

1/20 - San Francisco 28, at Atlanta 24  
 1/20 - Baltimore 28, at New England 13

## SUPER BOWL XLVII (NEW ORLEANS)

2/5 - Baltimore 34, San Francisco 31

# 2011 FINAL STATISTICS (8-8)

Head Coach: John Fox    AFC West: 1st    Home Stadium: Sports Authority Field at Mile High

Date	W-L	Score	Opponent	Attendance	RUSHING	No.	Yds.	Avg.	Long	TD
Sept 12	L	20-23	Oakland	75,671	McGahee	249	1199	4.8	60t	4
Sept 18	W	24-22	Cincinnati	73,281	Tebow	122	660	5.4	32	6
Sept 25	L	14-17	at Tennessee	69,143	Ball	96	402	4.2	34	1
Oct 2	L	23-49	at Green Bay	70,529	Moreno	37	179	4.8	24	0
Oct 9	L	24-29	San Diego	74,895	J.Johnson	14	77	5.5	25	0
Oct 23	W	18-15	at Miami (OT)	63,800	Royal	7	48	6.9	11	0
Oct 30	L	10-45	Detroit	74,977	Larsen	14	44	3.1	6	0
Nov 6	W	38-24	at Oakland	58,125	Orton	5	17	3.4	13	0
Nov 13	W	17-10	at Kansas City	72,908	D.Thomas	1	5	5.0	5	0
Nov 17	W	17-13	New York Jets	74,746	Decker	1	1	1.0	1	0
Nov 27	W	16-13	at San Diego (OT)	64,436	<b>BRONCOS</b>	<b>546</b>	<b>2632</b>	<b>4.8</b>	<b>60t</b>	<b>1</b>
Dec 4	W	35-32	at Minnesota	62,939	<b>OPPONENTS</b>	<b>488</b>	<b>2021</b>	<b>4.1</b>	<b>47</b>	<b>11</b>
Dec 11	W	13-10	Chicago (OT)	76,487	<b>RECEIVING</b>	<b>No.</b>	<b>Yds.</b>	<b>Avg.</b>	<b>Long</b>	<b>TD</b>
Dec 18	L	23-41	New England	76,556	Decker	44	612	13.9	56t	8
Dec 24	L	14-40	at Buffalo	45,112	D.Thomas	32	551	17.2	47	4
Jan 1	L	3-7	Kansas City	76,005	Lloyd	19	283	14.9	44	0
					Fells	19	256	13.5	32	3
					Royal	19	155	8.2	26t	1
					Willis	18	267	14.8	42	1
					Ball	16	148	9.3	34	1
					McGahee	12	51	4.3	12	1
					Moreno	11	101	9.2	28t	1
					Larsen	9	76	8.4	16	0
					Rosario	7	117	16.7	32	0
					J.Johnson	7	62	8.9	17	0
					Green	3	24	8.0	9	0
					J.Thomas	1	5	5.0	5	0
					<b>BRONCOS</b>	<b>217</b>	<b>2708</b>	<b>12.5</b>	<b>56t</b>	<b>20</b>
					<b>OPPONENTS</b>	<b>333</b>	<b>3987</b>	<b>12.0</b>	<b>84</b>	<b>24</b>

TEAM STATISTICS				Den	Opp				
TOTAL FIRST DOWNS				286	315				
Rushing				129	101				
Passing				130	182				
Penalty				27	32				
3RD DOWN: MADE/ATT				66/214	73/218				
3rd Down Pct.				30.8	33.5				
4TH DOWN: MADE/ATT				3/13	3/9				
4th Down Pct.				23.1	33.3				
POSSESSION AVG.				28:51	31:09				
TOTAL NET YARDS				5066	5725				
Avg. Per Game				316.6	357.8				
Total Plays				1017	1063				
Avg. Per Play				5.0	5.4				
NET YARDS RUSHING				2632	2021				
Avg. Per Game				164.5	126.3				
Total Rushes				546	488				
NET YARDS PASSING				2434	3704				
Avg. Per Game				152.1	231.5				
Sacked/Yards Lost				42/274	41/283				
Gross Yards				2708	3987				
Att./Completions				429/217	534/333				
Completion Pct.				50.6	62.4				
Had Intercepted				13	9				
PUNTS/AVERAGE				101/47.4	92/47.3				
NET PUNTING AVG.				40.2	38.2				
PENALTIES/YARDS				101/842	99/845				
FUMBLES/BALL LOST				30/17	19/9				
TOUCHDOWNS				36	42				
Rushing				11	11				
Passing				20	24				
Returns				5	7				

SCORE BY PERIODS				1	2	3	4	OT	PTS
BRONCOS				74	33	75	118	9	309
OPPONENTS				52	154	91	93	0	390

SCORING				TD	Ru	Pa	Ret	PAT	FG	S	PTS
Prater				0	0	0	0	30/30	19/25	0	87
Decker				9	0	8	1	0/0	0/0	0	54
Tebow				6	6	0	0	0/0	0/0	0	40
McGahee				5	4	1	0	0/0	0/0	0	32
D.Thomas				4	0	4	0	0/0	0/0	0	24
Fells				3	0	3	0	0/0	0/0	0	18
Royal				2	0	1	1	0/0	0/0	0	12
Ball				2	1	1	0	0/0	0/0	0	12
Moreno				1	0	1	0	0/0	0/0	0	6
Vaughn				1	0	0	1	0/0	0/0	0	6
Goodman				1	0	0	1	0/0	0/0	0	6
Haggan				1	0	0	1	0/0	0/0	0	6
Willis				1	0	1	0	0/0	0/0	0	6
<b>BRONCOS</b>				<b>36</b>	<b>11</b>	<b>20</b>	<b>5</b>	<b>30/30</b>	<b>19/25</b>	<b>0</b>	<b>309</b>
<b>OPPONENTS</b>				<b>42</b>	<b>11</b>	<b>24</b>	<b>7</b>	<b>40/40</b>	<b>32/39</b>	<b>0</b>	<b>390</b>

2-PT. CONVERSIONS: Tebow 2, McGahee 1, BRONCOS 3-6, OPPONENTS 0-2

SACKS: Miller 11.5, Dumervil 9.5, Williams 5.0, McBean 4.0, Dawkins 3.0, Ayers 3.0, Wilhite 2.0, Hunter 1.0, Q.Carter 1.0, BRONCOS 40.0, OPPONENTS 41.0

FUM/Lost: Tebow 13/6, McGahee 4/3, Ball 2/2, Orton 2/2, Cosby 2/1, Fells 2/1, Decker 1/1, Moreno 1/1, Goodman 1/1, Lloyd 1/0

PASSING	Att.	Comp.	Yds.	Comp.%	Yds/Att.	TD	TD%	Int	Int%	Long	Sack/Lost	Rating
Tebow	271	126	1729	46.5%	6.4	12	4.4%	6	2.2%	56t	33/225	72.9
Orton	155	91	979	58.7%	6.3	8	5.2%	7	4.5%	52t	9/49	75.7
Colquitt	1	0	0	0.0%	0.0	0	0.0%	0	0.0%	0	0/0	39.6
Decker	1	0	0	0.0%	0.0	0	0.0%	0	0.0%	0	0/0	39.6
D.Thomas	1	0	0	0.0%	0.0	0	0.0%	0	0.0%	0	0/0	39.6
<b>BRONCOS</b>	<b>429</b>	<b>217</b>	<b>2708</b>	<b>50.6%</b>	<b>6.3</b>	<b>20</b>	<b>4.7%</b>	<b>13</b>	<b>3.0%</b>	<b>56t</b>	<b>42/274</b>	<b>73.4</b>
<b>OPPONENTS</b>	<b>534</b>	<b>333</b>	<b>3987</b>	<b>62.4%</b>	<b>7.5</b>	<b>24</b>	<b>4.5%</b>	<b>9</b>	<b>1.7%</b>	<b>84</b>	<b>41/283</b>	<b>93.1</b>

## 2011 DEFENSIVE STATS

(based on unofficial press box statistics)

	UT	TT	A	S-YDS	I-YDS	PD	FF	FR
1 Williams	90	70	20	5-38	0-0	2	3	1
2 Woodyard	87	60	27	0-0	0-0	2	1	0
3 Mays	74	63	11	0-0	0-0	2	0	0
4 C. Harris	65	56	9	0-0	1-15	6	0	0
5 Miller	64	50	14	11.5-77	0-0	4	2	0
6 Dawkins	51	38	13	3-38	0-0	6	1	0
7 Q. Carter	49	41	8	1-4	0-0	0	0	0
8 Goodman	49	41	8	0-0	2-46	10	0	1
9 Bunkley	43	33	10	0-0	0-0	0	0	0
10 M. Thomas	43	29	14	0-0	0-0	1	0	1
11 Dumervil	42	31	11	9.5-63	0-0	1	0	1
12 Bailey	39	35	4	0-0	2-0	10	1	0
13 Ayers	39	25	14	3-12	0-0	2	1	1
14 McBean	33	19	14	4-10	0-0	0	0	0
15 Moore	31	28	3	0-0	1-18	2	0	1
16 Wilhite	26	23	3	2-18	1-2	2	0	0
17 Haggan	21	12	9	0-0	1-16	1	0	0
18 Hunter	20	16	4	1-6	0-0	1	1	1
19 Vaughn	19	15	4	0-0	1-55	4	0	0
20 Bruton	12	12	0	0-0	0-0	3	0	0
21 Jnrein	7	5	2	0-0	0-0	0	0	0
22 Vickerson	4	2	2	0-0	0-0	0	0	0
23 Harvey	4	2	2	0-0	0-0	0	0	1
24 TEAM	3	3	0	0-0	0-0	0	0	0
25 McCarthy	2	2	0	0-0	0-0	0	0	0
26 Cosby	1	1	0	0-0	0-0	0	0	0
<b>TOTALS</b>	<b>918</b>	<b>713</b>	<b>205</b>	<b>40-266</b>	<b>9-152</b>	<b>59</b>	<b>10</b>	<b>7</b>

## 2011 GAMES STARTED

OFFENSE		DEFENSE	
QB Orton, Kyle	5	DE Ayers, Robert	13
QB Tebow, Tim	11	DE Dumervil, Elvis	14
RB McGahee, Willis	14	DE Hunter, Jason	2
RB Moreno, Knowshon	2	DL McBean, Ryan	3
FB Larsen, Spencer	6	DT Bunkley, Brodrick	13
WR Decker, Eric	13	DT Thomas, Marcus	11
WR Lloyd, Brandon	4	DT Vickerson, Kevin	4
WR Royal, Eddie	8	SLB Haggan, Mario	1
WR Thomas, Demaryius	5	SLB Miller, Von	15
TE Clark, Chris	6	MLB Mays, Joe	12
TE Fells, Daniel	15	WLB Williams, D.J.	13
TE Green, Virgil	3	LB Woodyard, Wesley	7
TEFB Rosario, Dante	3	CB Bailey, Champ	13
TE Thomas, Julius	3	CB Goodman, André	16
C Walton, J.D.	16	CB Vaughn, Cassius	3
T Clady, Ryan	16	DB Harris, Chris	4
T Franklin, Orlando	16	DB Wilhite, Jonathan	2
G Beadles, Zane	16	S Bruton, David	1
G Kuper, Chris	16	S Carter, Quinton	10
		S Dawkins, Brian	12
		S Moore, Rahim	7

## 2011 COACHES

**John Fox** (Head Coach), **Dennis Allen** (Defensive Coordinator), **Mike McCoy** (Offensive Coordinator), **Jeff Rodgers** (Special Teams Coordinator), **Clancy Barone** (Tight Ends), **Keith Burns** (Assistant Special Teams), **Brian Callahan** (Quality Control-Offense), **Adam Gase** (Quarterbacks), **Sam Games** (Assistant Secondary), **Justin Lovett** (Strength & Conditioning Assistant), **Dave Magaz** (Offensive Line), **Ron Milus** (Secondary), **Wayne Nunneley** (Defensive Line), **Jay Rodgers** (Quality Control-Defense), **Greg Saporita** (Strength & Conditioning Assistant), **Richard Smith** (Linebackers), **Eric Studesville** (Running Backs), **Tyke Tolbert** (Wide Receivers), **Rich Tuten** (Strength & Conditioning).

## 2011 LEADERS / RANKINGS

INDIVIDUAL	PLAYER	NO.	AFC RANK	NFL RANK	NFL LEADER	NO.
Points	Prater	87	17	35	Akers (SF)	166
Rushing Yards	McGahee	1,199	4	8	Jones-Drew (JAC)	1,606
Passing Yards	Tebow	1,729	14	31	Brees (NO)	5,476
Passer Rating	Tebow	72.9	14	27	Rodgers (GB)	122.5
Receiving Yards	Decker	612	32	70	Johnson (DET)	1,681
Receptions	Decker	44	42	85	Walker (NE)	122
Interceptions	Bailey/Goodman	2	23	63	Three players	7
Sacks	Miller	11.5	31	9	Allen (MIN)	22.0
OFFENSE	NO.	AFC RANK	NFL RANK	NFL LEADER	NO.	
Points Per Game	19.3	12	25	Green Bay	35.0	
Total Yards Per Game	316.6	11	23	New Orleans	467.1	
Yards Per Play	5.0	11	25	New Orleans	6.7	
Rushing Yards Per Game	164.5	1	1	Denver	164.5	
Net Passing Yards Per Game	152.1	15	31	New Orleans	334.2	
DEFENSE	NO.	AFC RANK	NFL RANK	NFL LEADER	NO.	
Points Per Game	24.4	13	24	Pittsburgh	14.2	
Total Yards Per Game	357.8	12	20	Pittsburgh	271.8	
Yards Per Play	5.4	11	29	Pittsburgh	4.5	
Rushing Yards Per Game	126.3	10	20	San Francisco	77.3	
Net Passing Yards Per Game	231.5	12	18	Pittsburgh	171.9	

## 2011 KEY AWARDS

**Pro Bowl (2):** CB Champ Bailey, WR Brandon Lloyd. **AP All-Pro (1):** WR Brandon Lloyd (second team).

## 2011 NFL STANDINGS

### AFC EAST

Team	W	L	T	Pct	PF	PA
*yz-New England	13	3	0	.813	513	342
New York Jets	8	8	0	.500	377	363
Miami	6	10	0	.375	329	313
Buffalo	6	10	0	.375	372	434

### AFC NORTH

Team	W	L	T	Pct	PF	PA
yz-Baltimore	12	4	0	.750	378	266
x-Pittsburgh	12	4	0	.750	325	227
x-Cincinnati	9	7	0	.563	344	323
Cleveland	4	12	0	.250	218	307

### AFC SOUTH

Team	W	L	T	Pct	PF	PA
y-Houston	10	6	0	.625	381	278
Tennessee	9	7	0	.563	325	317
Jacksonville	5	11	0	.313	243	329
Indianapolis	2	14	0	.125	243	430

### AFC WEST

Team	W	L	T	Pct	PF	PA
y-Denver	8	8	0	.500	309	390
San Diego	8	8	0	.500	406	377
Oakland	8	8	0	.500	359	433
Kansas City	7	9	0	.438	212	338

### NFC EAST

Team	W	L	T	Pct	PF	PA
y-New York Giants	9	7	0	.563	394	400
Philadelphia	8	8	0	.500	396	328
Dallas	8	8	0	.500	369	347
Washington	5	11	0	.313	288	367

### NFC NORTH

Team	W	L	T	Pct	PF	PA
*yz-Green Bay	15	1	0	.938	560	359
x-Detroit	10	6	0	.625	474	387
Chicago	8	8	0	.500	353	341
Minnesota	3	13	0	.188	340	449

### NFC SOUTH

Team	W	L	T	Pct	PF	PA
y-New Orleans	13	3	0	.813	547	339
x-Atlanta	10	6	0	.625	402	350
Carolina	6	10	0	.375	406	429
Tampa Bay	4	12	0	.250	287	494

### NFC WEST

Team	W	L	T	Pct	PF	PA
yz-San Francisco	13	3	0	.813	380	229
Arizona	8	8	0	.500	312	348
Seattle	7	9	0	.438	321	315
St. Louis	2	14	0	.125	193	407

x - Playoffs; y - Division Title; z - First-round Bye; \* - Home-field Advantage

## WILD CARD PLAYOFF GAMES

1/7 - at Houston 31, Cincinnati 10  
1/7 - at New Orleans 45, Detroit 28  
1/8 - New York Giants 24, at Atlanta 2  
1/8 - at Denver 29, Pittsburgh 23 (OT)

## DIVISIONAL PLAYOFF GAMES

1/14 - at San Francisco 36, New Orleans 32  
1/14 - at New England 45, Denver 10  
1/15 - at Baltimore 20, Houston 13  
1/15 - New York Giants 37, at Green Bay 20

## CONFERENCE CHAMPIONSHIPS

1/22 - at New England 23, Baltimore 20  
1/22 - New York Giants 20, at San Francisco 17

## SUPER BOWL XLVI (INDIANAPOLIS)

2/5 - New York Giants 21, New England 17

# 2010 FINAL STATISTICS (4-12)

**Head Coach:** Josh McDaniels (12) / Eric Studesville (4)   
**AFC West:** 4th   
**Home Stadium:** INVESCO Field at Mile High

Date	W-L	Score	Opponent	Attendance	RUSHING	No.	Yds.	Avg.	Long	TD
Sept 12	L	17-24	at Jacksonville	63,636	Moreno	182	779	4.3	35	5
Sept 19	W	31-14	Seattle	75,130	Tebow	43	227	5.3	40t	6
Sept 26	L	13-27	Indianapolis	76,401	Ball	41	158	3.9	19	0
Oct 3	W	26-20	at Tennessee	69,143	Buckhalter	59	147	2.5	13	2
Oct 10	L	17-31	at Baltimore	71,246	Orton	22	98	4.5	14	0
Oct 17	L	20-24	N.Y. Jets	75,982	Maroney	36	74	2.1	13	0
Oct 24	L	14-59	Oakland	75,835	Royal	6	61	10.2	20	0
Oct 31	L	16-24	at San Francisco (London)	83,941	Larsen	3	18	6.0	14	0
Nov 14	W	49-29	Kansas City	75,334	D.Thomas	2	1	0.5	1	0
Nov 22	L	14-35	at San Diego	68,482	Colquitt	1	0	—	0	0
Nov 28	L	33-36	St. Louis	72,736	Brown	2	-1	-0.5	0	0
Dec 5	L	6-10	at Kansas City	67,267	Lloyd	1	-18	-18.0	-18	0
Dec 12	L	13-43	at Arizona	62,223	<b>BRONCOS</b>	<b>398</b>	<b>1544</b>	<b>3.9</b>	<b>40t</b>	<b>13</b>
Dec 19	L	23-39	at Oakland	44,246	<b>OPPONENTS</b>	<b>531</b>	<b>2473</b>	<b>4.7</b>	<b>71t</b>	<b>26</b>
Dec 26	W	24-23	Houston	73,691	<b>RECEIVING</b>	<b>No.</b>	<b>Yds.</b>	<b>Avg.</b>	<b>Long</b>	<b>TD</b>
Jan 2	L	28-33	San Diego	74,155	Lloyd	77	1448	18.8	71	11

TEAM STATISTICS				Den	Opp					
TOTAL FIRST DOWNS				309	334					
Rushing				81	126					
Passing				204	184					
Penalty				24	24					
3RD DOWN: MADE/ATT				67/207	80/209					
3rd Down Pct.				32.4	38.3					
4TH DOWN: MADE/ATT				6/19	10/16					
4th Down Pct.				31.6	62.5					
POSSESSION AVG.				28:09	31:51					
TOTAL NET YARDS				5582	6253					
Avg. Per Game				348.9	390.8					
Total Plays				1018	1056					
Avg. Per Play				5.5	5.9					
NET YARDS RUSHING				1544	2473					
Avg. Per Game				96.5	154.6					
Total Rushes				398	531					
NET YARDS PASSING				4038	3780					
Avg. Per Game				252.4	236.3					
Sacked/Yards Lost				40/269	23/156					
Gross Yards				4307	3936					
Att./Completions				580/334	502/297					
Completion Pct.				57.6	59.2					
Had Intercepted				12	10					
PUNTS/AVERAGE				86/44.6	73/43.4					
NET PUNTING AVG.				36.6	37.1					
PENALTIES/YARDS				98/944	98/921					
FUMBLES/BALL LOST				29/15	22/8					
TOUCHDOWNS				40	55					
Rushing				13	26					
Passing				25	26					
Returns				2	3					

SCORE BY PERIODS				1	2	3	4	OT	PTS
BRONCOS				69	77	78	120	0	344
OPPONENTS				85	143	104	139	0	471

SCORING				TD	Ru	Pa	Ret	PAT	FG	\$	PTS
Prater				0	0	0	0	28/29	16/18	0	76
Lloyd				11	0	11	0	0/0	0/0	0	66
Moreno				8	5	3	0	0/0	0/0	0	48
Tebow				6	6	0	0	0/0	0/0	0	36
Hauschka				0	0	0	0	10/10	6/7	0	28
Buckhalter				4	2	2	0	0/0	0/0	0	24
Royal				3	0	3	0	0/0	0/0	0	18
Gaffney				2	0	2	0	0/0	0/0	0	12
Thomas				2	0	2	0	0/0	0/0	0	12
Hunter				1	0	0	1	0/0	0/0	0	6
Larsen				1	0	1	0	0/0	0/0	0	6
Vaughn				1	0	0	1	0/0	0/0	0	6
Decker				1	0	1	0	0/0	0/0	0	6
<b>BRONCOS</b>				<b>40</b>	<b>13</b>	<b>25</b>	<b>2</b>	<b>38/39</b>	<b>22/25</b>	<b>0</b>	<b>344</b>
<b>OPPONENTS</b>				<b>55</b>	<b>26</b>	<b>26</b>	<b>3</b>	<b>52/53</b>	<b>29/36</b>	<b>0</b>	<b>471</b>

KICKOFF RETURNS				No.	Yds.	Avg.	Long	TD
Decker				22	556	25.3	51	0
D.Thomas				16	398	24.9	65	0
Cox				9	172	19.1	30	0
Royal				5	107	21.4	33	0
Larsen				3	44	14.7	19	0
Vaughn				2	125	62.5	97t	1
Ball				2	33	16.5	18	0
<b>BRONCOS</b>				<b>59</b>	<b>1435</b>	<b>24.3</b>	<b>97t</b>	<b>1</b>
<b>OPPONENTS</b>				<b>51</b>	<b>1259</b>	<b>24.7</b>	<b>98t</b>	<b>1</b>

FIELD GOALS				1-19	20-29	30-39	40-49	50+
Prater				0/0	3/3	7/7	4/5	2/3
Hauschka				0/0	1/1	3/3	2/3	0/0
<b>BRONCOS</b>				<b>0/0</b>	<b>4/4</b>	<b>10/10</b>	<b>6/8</b>	<b>2/3</b>
<b>OPPONENTS</b>				<b>0/0</b>	<b>3/3</b>	<b>10/11</b>	<b>11/13</b>	<b>5/9</b>

**PRATER:** (54G)(20G)(25G,34G)(36G,36G,35G,36G)(38G)(59G,49N,48G)(32G)(58N)(49G,40G)(25G,41G)   
**HAUSCHKA:** (32G,40N,30G)(46G,35G,45G)(27G)()

**OPPONENTS:** (45G)()(38G,33G)(35N,55G,46G)(37G)(56G)(31G)(34G,52N)(52N,40G)(52N)(28G,37G,45N,26G)(47G)(36G,48G,55G,49N,49G)(49G,35G,47G)(34G,54G,57G)(42G,45G,47G,37G,53N)

PASSING	Att.	Comp.	Yds.	Comp.%	Yds/Att.	TD	TD%	Int	Int%	Long	Sack/Lost	Rating
Orton	498	293	3653	58.8%	7.3	20	4.0%	9	1.8%	71	34/243	87.5
Tebow	82	41	654	50.0%	8.0	5	6.1%	3	3.7%	50	6/26	82.1
<b>BRONCOS</b>	<b>580</b>	<b>334</b>	<b>4307</b>	<b>57.6%</b>	<b>7.4</b>	<b>25</b>	<b>4.3%</b>	<b>12</b>	<b>2.1%</b>	<b>71</b>	<b>40/269</b>	<b>86.8</b>
<b>OPPONENTS</b>	<b>502</b>	<b>297</b>	<b>3936</b>	<b>59.2%</b>	<b>7.8</b>	<b>26</b>	<b>5.2%</b>	<b>10</b>	<b>2.0%</b>	<b>73</b>	<b>23/156</b>	<b>93.0</b>

## 2010 DEFENSIVE STATS

(based on unofficial press box statistics)

	TT	UT	A	S-YDS	I-YDS	PD	FF	FR
1 D. Williams	119	94	25	5.5-28.5	0-0	9	1	1
2 Haggan	87	75	12	5-45	0-0	1	2	1
3 Dawkins	66	55	11	2-12	1-2	5	2	0
4 Hill	63	54	9	0-0	2-67	4	1	1
5 Hunter	58	47	11	3-30	1-14	2	1	2
6 Cox	55	54	1	0-0	1-15	14	2	0
7 Jones	51	43	8	0-0	0-0	3	0	0
8 J. Williams	47	31	16	0-0	0-0	1	0	0
9 Bailey	45	41	4	1-9	2-0	13	0	0
10 Vickerson	42	33	9	2-4	1-4	3	1	0
11 Ayers	39	32	7	1.5-6.5	0-0	1	0	0
12 M. Thomas	36	30	6	1-3	0-0	1	0	0
13 Bannan	35	25	10	1-8	0-0	4	1	0
14 Mays	31	26	5	0-0	0-0	1	0	0
15 Woodyard	23	20	3	1-10	0-0	0	0	0
16 Fields	22	14	8	0-0	0-0	0	0	0
17 McBean	18	12	6	0-0	0-0	0	0	1
18 Goodman	17	17	0	0-0	0-0	8	0	0
19 McBath	15	15	0	0-0	0-0	1	0	0
20 Bruton	14	12	2	0-0	0-0	1	0	0
21 Thompson	10	7	3	0-0	2-20	4	0	0
22 Moss	3	2	1	0-0	0-0	0	0	0
23 Vaughn	3	3	0	0-0	0-0	0	0	0
24 McCarthy	2	1	1	0-0	0-0	0	0	0
25 Alexander	1	1	0	0-0	0-0	1	0	0
Royal	1	1	0	0-0	0-0	0	0	0
<b>TOTALS</b>	<b>904</b>	<b>746</b>	<b>158</b>	<b>23-156</b>	<b>10-118</b>	<b>77</b>	<b>12</b>	<b>6</b>

## 2010 GAMES STARTED

OFFENSE		DEFENSE	
QB Orton, Kyle	13	DL Bannan, Justin	16
QB Tebow, Tim	3	DE McBean, Ryan	4
RB Maroney, Laurence	3	DE Vickerson, Kevin	12
RB Moreno, Knowshon	13	DL Thomas, Marcus	2
FB Larsen, Spencer	5	NT Williams, Jamal	16
WR Gaffney, Jabar	11	ILB Mays, Joe	4
WR Lloyd, Brandon	11	ILB Williams, D.J.	15
WR Royal, Eddie	10	ILB Woodyard, Wesley	3
WR Thomas, Demaryius	2	LB Haggan, Mario	16
TE Graham, Daniel	16	OLB Ayers, Robert	10
TE/FB Gronkowski, Dan	4	OLB Hunter, Jason	12
TE Quinn, Richard	4	CB Bailey, Champ	15
C Walton, J.D.	16	CB Cox, Perrish	9
T Clady, Ryan	16	CB Goodman, André	8
T Harris, Ryan	10	DB Jones, Nate	3
G/T Beadles, Zane	14	S Bruton, David	2
G Daniels, Stanley	4	S Dawkins, Brian	11
G/TE Hochstein, Russ	6	S Hill, Renaldo	16
K Kuper, Chris	15	S McBath, Darcel	1

## 2010 COACHES

**Josh McDaniels** (Head Coach - First 12 Gms.), **Don Martindale** (Defensive Coordinator), **Mike McCoy** (Offensive Coordinator), **Mike Priefer** (Special Teams Coordinator), **Brian Aulerman** (Defensive Assistant), **Clancy Barone** (Offensive Line), **Keith Burns** (Assistant Special Teams), **Brian Callahan** (Coaching Assistant), **Ed Donatelli** (Secondary), **Adam Gase** (Wide Receivers), **Bob Lipechsky** (Tight Ends), **Justin Lovett** (Strength & Conditioning Assistant), **Ben McDaniels** (Quarterbacks), **Wayne Nunneley** (Defensive Line), **Roman Phifer** (Assistant Linebackers), **Jay Rodgers** (Coaching Assistant), **Greg Saporta** (Strength & Conditioning Assistant), **Eric Stutesville** (Running Backs / Head Coach - Final 4 Gms.), **Mark Thewes** (V.P. of Team Admin./Asst. to Head Coach), **Rich Tulen** (Strength & Conditioning), **Bob Wylie** (Assistant Offensive Line).

## 2010 LEADERS / RANKINGS

INDIVIDUAL	PLAYER	NO.	AFC RANK	NFL RANK	NFL LEADER	NO.
Points	Prater	76	13	28	Akers (PHI)	143
Rushing Yards	Moreno	779	14	24	Foster (HOU)	1,616
Passing Yards	Orton	3,653	6	10	Rivers (SD)	4,710
Passer Rating	Orton	87.5	9	15	Brady (NE)	111.0
Receiving Yards	Lloyd	1,448	1	1	Lloyd (DEN)	1,448
Receptions	Lloyd	77	7	151	White (ATL)	115
Interceptions	Bailey/Hill/Thompson	2	241	581	Reed (BAL)	8
Sacks	D. Williams	5.5	221	491	Ware (DAL)	15.5
OFFENSE						
		NO.	AFC RANK	NFL RANK	NFL LEADER	NO.
Points Per Game		21.5	12	19	New England	32.4
Total Yards Per Game		348.9	8	13	San Diego	395.6
Yards Per Play		5.5	6	12	San Diego	6.1
Rushing Yards Per Game		96.5	14	26	Kansas City	164.2
Net Passing Yards Per Game		252.4	4	7	Indianapolis	288.1
DEFENSE						
		NO.	AFC RANK	NFL RANK	NFL LEADER	NO.
Points Per Game		29.4	16	32	Pittsburgh	14.5
Total Yards Per Game		390.8	16	32	San Diego	271.6
Yards Per Play		5.9	14	29	Pittsburgh	4.6
Rushing Yards Per Game		154.6	15	31	Pittsburgh	62.8
Net Passing Yards Per Game		256.3	12	25	San Diego	177.8

## 2010 KEY AWARDS

**Pro Bowl (2):** CB Champ Bailey, WR Brandon Lloyd. **AP All-Pro (1):** WR Brandon Lloyd (second team).

## 2010 NFL STANDINGS

### AFC EAST

Team	W	L	T	Pct	PF	PA
*yz-New England	11	2	0	.875	518	313
x-New York Jets	14	5	0	.688	367	304
Miami	7	9	0	.438	273	333
Buffalo	4	12	0	.250	283	425

### AFC NORTH

Team	W	L	T	Pct	PF	PA
yz-Pittsburgh	12	4	0	.750	375	232
x-Baltimore	12	4	0	.750	357	270
Cleveland	5	11	0	.313	271	332
Cincinnati	4	12	0	.250	322	395

### AFC SOUTH

Team	W	L	T	Pct	PF	PA
y-Indianapolis	10	6	0	.625	435	388
Jacksonville	8	8	0	.500	353	419
Houston	6	10	0	.375	390	427
Tennessee	6	10	0	.375	356	339

### AFC WEST

Team	W	L	T	Pct	PF	PA
y-Kansas City	10	6	0	.625	366	326
San Diego	9	7	0	.563	441	322
Oakland	8	8	0	.500	410	371
Denver	4	12	0	.250	344	471

### NFC EAST

Team	W	L	T	Pct	PF	PA
y-Philadelphia	10	6	0	.625	439	377
New York Giants	10	6	0	.625	394	347
Dallas	6	10	0	.375	394	436
Washington	6	10	0	.375	302	377

### NFC NORTH

Team	W	L	T	Pct	PF	PA
yz-Chicago	11	5	0	.688	334	286
x-Green Bay	10	6	0	.625	388	240
Detroit	6	10	0	.375	362	369
Minnesota	6	10	0	.375	281	348

### NFC SOUTH

Team	W	L	T	Pct	PF	PA
*yz-Atlanta	13	3	0	.813	414	288
x-New Orleans	11	5	0	.688	384	307
Tampa Bay	10	6	0	.625	341	317
Carolina	2	14	0	.125	196	408

### NFC WEST

Team	W	L	T	Pct	PF	PA
y-Seattle	7	9	0	.438	310	407
St. Louis	7	9	0	.438	289	328
San Francisco	6	10	0	.375	305	346
Arizona	5	11	0	.313	289	434

x - Playoffs; y - Division Title; z - First-round Bye; \* - Home-field Advantage

## WILD CARD PLAYOFF GAMES

- 1/8 - Seattle 41, at New Orleans 36
- 1/8 - New York Jets 17, at Indianapolis 16
- 1/9 - Green Bay 21, at Philadelphia 16

## DIVISIONAL PLAYOFF GAMES

- 1/15 - at Pittsburgh 31, Baltimore 24
- 1/15 - Green Bay 48, at Atlanta 21
- 1/16 - at Chicago 35, Seattle 24
- 1/16 - New York Jets 28, at New England 21

## CONFERENCE CHAMPIONSHIPS

- 1/23 - Green Bay 21, at Chicago 14
- 1/23 - at Pittsburgh 24, New York Jets 19

## SUPER BOWL XLV (North Texas)

- 2/6 - Green Bay 31, Pittsburgh 25



## 2009 FINAL STATISTICS (8-8)

**Head Coach:** Josh McDaniels    **AFC West:** 2nd    **Home Stadium:** INVESCO Field at Mile High

Date	W-L	Score	Opponent	Attendance	RUSHING	No.	Yds.	Avg.	Long	TD
Sept 13	W	12-7	at Cincinnati	62,831	Moreno	247	947	3.8	36	7
Sept 20	W	27-6	Cleveland	73,931	Buckhalter	120	642	5.4	45t	1
Sept 27	W	23-3	at Oakland	45,602	Jordan	25	86	3.4	13	0
Oct 4	W	17-10	Dallas	76,440	Orton	24	71	3.0	13	0
Oct 11	W	20-17	New England (OT)	76,011	Hillis	13	54	4.2	13	1
Oct 19	W	34-23	at San Diego	68,615	Marshall	7	39	5.6	14	0
Nov 1	L	7-30	at Baltimore	71,132	Royal	1	1	1.0	1	0
Nov 9	L	10-28	Pittsburgh	76,716	Sims	3	-4	-1.3	-1	0
Nov 15	L	17-27	at Washington	85,247	<b>BRONCOS</b>	<b>440</b>	<b>1836</b>	<b>4.2</b>	<b>45t</b>	<b>9</b>
Nov 22	L	3-32	San Diego	74,707	<b>OPPONENTS</b>	<b>458</b>	<b>2059</b>	<b>4.5</b>	<b>56t</b>	<b>11</b>
Nov 26	W	26-6	New York Giants	74,896	<b>RECEIVING</b>	<b>No.</b>	<b>Yds.</b>	<b>Avg.</b>	<b>Long</b>	<b>TD</b>
Dec 6	W	44-13	at Kansas City	68,912	Marshall	101	1120	11.1	75t	10
Dec 13	L	16-28	at Indianapolis	67,248	Gaffney	54	732	13.6	49	2
Dec 20	L	19-20	Oakland	74,502	Royal	37	345	9.3	20	0
Dec 27	L	27-30	at Philadelphia	69,144	Scheffler	31	416	13.4	52	2
Jan 3	L	24-44	Kansas City	73,725	Buckhalter	31	240	7.7	30	0

TEAM STATISTICS				Den	Opp
TOTAL FIRST DOWNS				306	290
Rushing				95	99
Passing				186	167
Penalty				25	24
3RD DOWN: MADE/ATT				78/215	81/218
3rd Down Pct.				36.3	37.2
4TH DOWN: MADE/ATT				7/18	8/16
4th Down Pct.				38.9	50.0
POSSESSION AVG.				30:03	29:57
TOTAL NET YARDS				5463	5040
Avg. Per Game				341.4	315.0
Total Plays				1032	1007
Avg. Per Play				5.3	5.0
NET YARDS RUSHING				1836	2059
Avg. Per Game				114.8	128.7
Total Rushes				440	458
NET YARDS PASSING				3627	2981
Avg. Per Game				226.7	186.3
Sacked/Yards Lost				34/198	39/241
Gross Yards				3825	3222
Att./Completions				558/341	510/298
Completion Pct.				61.1	58.4
Had Intercepted				13	17
PUNTS/AVERAGE				78/43.4	76/46.3
NET PUNTING AVG.				78/36.7	76/40.0
PENALTIES/YARDS				93/800	78/726
FUMBLES/BALL LOST				15/10	30/13
TOUCHDOWNS				34	34
Rushing				9	11
Passing				21	18
Returns				4	5

SCORE BY PERIODS				1	2	3	4	OT	PTS
BRONCOS				57	80	101	85	3	326
OPPONENTS				84	82	57	101	0	324

SCORING				TD	Ru	Pa	Ret	PAT	FG	S	PTS
Prater				0	0	0	0	32/32	30/35	0	122
Marshall				10	0	10	0	0	0	0	60
Moreno				9	7	2	0	0	0	0	54
Stokley				4	0	4	0	0	0	0	24
Gaffney				2	0	2	0	0	0	0	12
Royal				2	0	0	2	0	0	0	12
Scheffler				2	0	2	0	0	0	0	12
Ayers				1	0	0	1	0	0	0	6
Buckhalter				1	1	0	0	0	0	0	6
Goodman				1	0	0	1	0	0	0	6
Graham				1	0	1	0	0	0	0	6
Hillis				1	1	0	0	0	0	0	6
<b>BRONCOS</b>				<b>34</b>	<b>9</b>	<b>21</b>	<b>4</b>	<b>32/32</b>	<b>30/35</b>	<b>0</b>	<b>326</b>
<b>OPPONENTS</b>				<b>34</b>	<b>11</b>	<b>18</b>	<b>5</b>	<b>33/34</b>	<b>29/31</b>	<b>0</b>	<b>324</b>

**2-PT. CONVERSIONS: BRONCOS 0-2, OPPONENTS 0-0**

**SACKS:** Dumervil 17, Holliday 5, Reid 4, Davis 3.5, D. Williams 3.5, Hill 2, Goodman 1, Haggan 1, Peterson 1, L. Smith 1, **BRONCOS 39.0, OPPONENTS 34.0**

**FUM/Lost:** Moreno 4/4, Orton 4/2, Buckhalter 3/2, Hillis 1/1, Polumbus 1/0, Royal 1/0, Simms 1/1

PASSING	Att.	Comp.	Yds.	Comp.%	Yds/Att.	TD	TD%	Int	Int%	Long	Sack/Lost	Rating
Orton	541	336	3802	62.1	7.03	21	3.9	12	2.2	87t	29/159	86.8
Simms	17	5	23	29.4	1.35	0	0.0	1	5.9	7	5/39	15.1
<b>BRONCOS</b>	<b>558</b>	<b>341</b>	<b>3825</b>	<b>61.1</b>	<b>6.85</b>	<b>21</b>	<b>3.8</b>	<b>13</b>	<b>2.3</b>	<b>87t</b>	<b>34/198</b>	<b>84.4</b>
<b>OPPONENTS</b>	<b>510</b>	<b>298</b>	<b>3222</b>	<b>58.4</b>	<b>6.32</b>	<b>18</b>	<b>3.5</b>	<b>17</b>	<b>3.3</b>	<b>53</b>	<b>39/241</b>	<b>75.0</b>

RECEIVING	No.	Yds.	Avg.	Long	TD
Marshall	101	1120	11.1	75t	10
Gaffney	54	732	13.6	49	2
Royal	37	345	9.3	20	0
Scheffler	31	416	13.4	52	2
Buckhalter	31	240	7.7	30	0
Graham	28	289	10.3	24	1
Moreno	28	213	7.6	27	2
Stokley	19	327	17.2	87t	4
Lloyd	8	117	14.6	44	0
Hillis	4	19	4.8	6	0
Kuper	0	*7	—	7	0
<b>BRONCOS</b>	<b>341</b>	<b>3825</b>	<b>11.2</b>	<b>87t</b>	<b>21</b>
<b>OPPONENTS</b>	<b>298</b>	<b>3222</b>	<b>10.8</b>	<b>53</b>	<b>18</b>

\*receiving yardage gained by lateral

INTERCEPTIONS	No.	Yds.	Avg.	Long	TD
Goodman	5	65	13.0	30	0
Bailey	3	18	6.0	11	0
McBath	2	28	14.0	25	0
Hill	2	18	9.0	18	0
Dawkins	2	0	0.0	0	0
Law	1	37	37.0	37	0
Scheffler	1	5	5.0	5	0
Woodyard	1	0	0.0	0	0
<b>BRONCOS</b>	<b>17</b>	<b>171</b>	<b>10.1</b>	<b>37</b>	<b>0</b>
<b>OPPONENTS</b>	<b>13</b>	<b>237</b>	<b>18.2</b>	<b>60</b>	<b>3</b>

PUNTING	No.	Yds.	Avg.	Net	TB	In20	Long	B
Berger	51	2142	42.0	37.9	2	13	65	0
Kern TM	27	1245	46.1	34.5	6	9	64	0
<b>BRONCOS</b>	<b>78</b>	<b>3387</b>	<b>43.4</b>	<b>36.7</b>	<b>8</b>	<b>22</b>	<b>65</b>	<b>0</b>
<b>OPPONENTS</b>	<b>76</b>	<b>3520</b>	<b>46.3</b>	<b>40.0</b>	<b>3</b>	<b>27</b>	<b>65</b>	<b>0</b>

PUNT RETURNS	No.	FC	Yds.	Avg.	Long	TD
Royal	30	13	335	11.2	71t	1
A. Smith	10	3	47	4.7	21	0
McKinley	3	0	32	10.7	14	0
Hill	1	0	0	0.0	0	0
Barrett	0	0	5	—	5	0
<b>BRONCOS</b>	<b>44</b>	<b>16</b>	<b>419</b>	<b>9.5</b>	<b>71t</b>	<b>1</b>
<b>OPPONENTS</b>	<b>36</b>	<b>16</b>	<b>363</b>	<b>10.1</b>	<b>77t</b>	<b>1</b>

KICKOFF RETURNS	No.	Yds.	Avg.	Long	TD
Royal	26	621	23.9	93t	1
Buckhalter	8	184	23.0	41	0
McKinley	7	158	22.6	30	0
Hillis	6	134	22.3	24	0
A. Smith	4	75	18.8	23	0
Hochstein	1	6	6.0	6	0
Jordan	1	6	6.0	6	0
Larsen	1	13	13.0	13	0
Polumbus	1	0	0.0	0	0
Quinn	1	19	19.0	19	0
Thomas	1	1	1.0	1	0
<b>BRONCOS</b>	<b>57</b>	<b>1217</b>	<b>21.4</b>	<b>93t</b>	<b>1</b>
<b>OPPONENTS</b>	<b>49</b>	<b>1115</b>	<b>22.8</b>	<b>95t</b>	<b>1</b>

FIELD GOALS	1-19	20-29	30-39	40-49	50+
Prater	0/0	14/14	6/8	8/10	2/3
<b>BRONCOS</b>	<b>0/0</b>	<b>14/14</b>	<b>6/8</b>	<b>8/10</b>	<b>2/3</b>
<b>OPPONENTS</b>	<b>1/1</b>	<b>8/8</b>	<b>7/7</b>	<b>9/10</b>	<b>4/5</b>

**PRATER:** (48G,50G)(23G,39N,38G,37N)(48G,21G,24G) (28G) (48N,24G,41G)(34G,54N,29G)(40G)(24G)(23G) (26G,32G,47G,24G) (44G,38G,37G)(42N,28G)(23G,43G, 51G,21G)(33G,46G)(25G)

**OPPONENTS:** ((22G,47G)(48G)(49G)(53G,40N)(20G,44G,50G, 55N) (43G,35G,31G)(0)(30G,35G)(28G,47G,28G,19G) (39G,52G) (22G,47G) ) (54G,28G)(39G,45G,28G)(20G, 36G,47G)

## 2009 DEFENSIVE STATS

(based on unofficial press box statistics)

	TT	UT	A	S-YDS	I-YDS	PD	FF	FR
1 D. Williams	122	100	22	3.5-25	0-0	7	3	2
2 Dawkins	116	95	21	0-0	2-0	10	1	3
3 Davis	90	67	23	3.5-27	0-0	3	0	0
4 Bailey	72	62	10	0-0	3-18	15	1	0
5 Hill	59	44	15	2-8	2-18	6	1	0
6 Haggan	55	45	10	1-10	0-0	1	3	0
7 Dumervil	49	42	7	17-88.5	0-0	4	3	1
8 Goodman	43	39	4	1-7	5-65	17	0	1
9 Peterson	40	26	14	1-13	0-0	0	1	0
10 Fields	37	22	15	0-0	0-0	0	0	0
11 Woodyard	35	25	10	0-0	1-0	2	1	0
12 Holliday	33	24	9	5-32	0-0	0	2	1
13 McBean	25	18	7	0-0	0-0	0	0	0
14 Ayers	18	13	5	0-0	0-0	2	0	1
15 McBath	15	13	2	0-0	2-28	3	0	0
Thomas	15	9	6	0-0	0-0	0	0	0
17 Reid	14	9	5	4-28.5	0-0	2	1	2
18 J. Williams	12	12	0	0-0	0-0	3	0	0
19 A. Smith	11	7	4	0-0	0-0	3	0	0
20 Law	10	9	1	0-0	1-37	1	0	0
L. Smith	10	9	1	1-2	0-0	1	0	0
22 Bruton	5	4	1	0-0	0-0	1	0	0
23 Team	3	3	0	0-0	0-0	0	0	0
24 Barrett	2	2	0	0-0	0-0	0	0	0
25 Carter	1	1	0	0-0	0-0	1	0	1
Jordan	1	1	0	0-0	0-0	0	0	0
27 Moss	0	0	0	0-0	0-0	1	0	0
Scheffler	0	0	0	0-0	1-5	1	0	0
<b>TOTALS</b>	<b>893</b>	<b>701</b>	<b>192</b>	<b>39-241</b>	<b>17-171</b>	<b>84</b>	<b>17</b>	<b>12</b>

## 2009 GAMES STARTED

OFFENSE		DEFENSE	
QB Orton, Kyle	15	DE Ayers, Robert	1
QB Simms, Chris	1	DE Holliday, Vonnie	1
RB Buckhalter, Correll	7	DE Peterson, Kenny	14
RB Moreno, Knowshon	9	DE Smith, Le Kevin	2
FB Hillis, Peyton	2	DL McBean, Ryan	14
FB Larsen, Spencer	1	NT Fields, Ronald	16
WR Gaffney, Jabar	7	LB Davis, Andre	13
WR Lloyd, Brandon	1	LB Dumervil, Elvis	14
WR Marshall, Brandon	13	LB Haggan, Mario	16
WR Royal, Eddie	12	LB Williams, D.J.	16
WR Stokley, Brandon	2	CB Bailey, Champ	1
WR Willis, Matthew	1	CB Carter, Tony	16
TE Gorin, Brandon	1	CB Goodman, André	16
TE Graham, Daniel	14	T Harris, Ryan	2
TE Scheffler, Tony	9	CB Law, Ty	2
C Wiegmann, Casey	16	S Bruton, David	1
T Clady, Ryan	16	S Dawkins, Brian	16
T Harris, Ryan	8	S Hill, Renaldo	15
T Polumbus, Tyler	8		
G Hamilton, Ben	8		
G/TE Hochstein, Russ	10		
G Kuper, Chris	15		

## 2009 COACHES

**Josh McDaniels** (Head Coach), **Mark Thunes** (Assistant to Head Coach), **Mike McCoy** (Offensive Coordinator/Quarterbacks), **Mike Nolan** (Defensive Coordinator), **Mike Priefer** (Special Teams Coordinator), **Clancy Barone** (Tight Ends), **Rick Dennison** (Offensive Line), **Ed Donatelli** (Secondary), **Adam Gase** (Wide Receivers), **Don Martindale** (Linebackers), **Wayne Nunnally** (Defensive Line), **Greg Saporita** (Assistant Strength & Conditioning), **Bobby Turner** (Running Backs), **Rich Tuten** (Strength & Conditioning), **Roman Phifer** (Assistant Linebackers), **Keith Burns** (Coaching Assistant), **Ben McDaniels** (Coaching Assistant), **Jay Rodgers** (Coaching Assistant), **Kristi Nichols** (Assistant Coaches Secretary).

## 2009 LEADERS / RANKINGS

INDIVIDUAL	PLAYER	NO.	AFC RANK	NFL RANK	NFL LEADER	NO.
Points	Prater	122	31	71	Kaeding (SD)	146
Rushing Yards	Moreno	947	10	16	Johnson (TEN)	2,006
Passing Yards	Orton	3,802	6	11	Schubert (HOU)	4,770
Passer Rating	Orton	86.8	7	14	Brees (NO)	109.6
Receiving Yards	Marshall	1,120	9	14	Johnson (HOU)	1,569
Receptions	Marshall	101	21	31	Weiker (NE)	123
Interceptions	Goodman	5	51	121	Four Players	9
Sacks	Dumervil	17	1	1	Dumervil (DEN)	17
OFFENSE						
Points Per Game		20.4	10	20	New Orleans	31.9
Total Yards Per Game		341.4	8	15	New Orleans	403.8
Yards Per Play		5.3	9	16	Dallas	6.3
Rushing Yards Per Game		114.8	11	18	New York Jets	172.3
Net Passing Yards Per Game		226.7	6	13	Houston	290.9
DEFENSE						
Points Per Game		20.3	71	121	New York Jets	14.8
Total Yards Per Game		315.0	5	7	New York Jets	252.3
Yards Per Play		5.0	4	7	New York Jets	4.2
Rushing Yards Per Game		128.7	12	26	Green Bay	83.3
Net Passing Yards Per Game		186.3	3	3	New York Jets	153.7

## 2009 KEY AWARDS

**Pro Bowl (5):** CB Champ Bailey, T Ryan Clady, S Brian Dawkins, LB Elvis Dumervil, WR Brandon Marshall. **AP All-Pro (3):** T Ryan Clady (first team), S Brian Dawkins (second team), LB Elvis Dumervil (first team). **NFL Alumni Pass Rusher of the Year:** LB Elvis Dumervil.

## 2009 NFL STANDINGS

### AFC EAST

Team	W	L	T	Pct	PF	PA
y-New England	10	6	0	.625	427	285
x-New York Jets	9	7	0	.563	348	236
Miami	7	9	0	.438	360	390
Buffalo	6	10	0	.375	258	326

### AFC NORTH

Team	W	L	T	Pct	PF	PA
y-Cincinnati	10	6	0	.625	305	291
x-Baltimore	9	7	0	.563	391	261
Pittsburgh	9	7	0	.563	368	324
Cleveland	5	11	0	.313	245	375

### AFC SOUTH

Team	W	L	T	Pct	PF	PA
*yz-Indianapolis	14	2	0	.875	416	307
Houston	9	7	0	.563	388	333
Tennessee	8	8	0	.500	354	402
Jacksonville	7	9	0	.438	290	380

### AFC WEST

Team	W	L	T	Pct	PF	PA
yz-San Diego	13	3	0	.813	454	320
<b>Denver</b>	<b>8</b>	<b>8</b>	<b>0</b>	<b>.500</b>	<b>326</b>	<b>324</b>
Oakland	5	11	0	.313	197	379
Kansas City	4	12	0	.250	294	424

### NFC EAST

Team	W	L	T	Pct	PF	PA
y-Dallas	11	5	0	.688	361	250
x-Philadelphia	11	5	0	.688	429	337
New York Giants	8	8	0	.500	402	427
Washington	4	12	0	.250	266	336

### NFC NORTH

Team	W	L	T	Pct	PF	PA
yz-Minnesota	12	4	0	.750	470	312
x-Green Bay	11	5	0	.688	461	297
Chicago	7	9	0	.438	327	375
Detroit	2	14	0	.125	262	494

### NFC SOUTH

Team	W	L	T	Pct	PF	PA
*yz-New Orleans	13	3	0	.813	510	341
Atlanta	9	7	0	.563	363	325
Carolina	8	8	0	.500	315	308
Tampa Bay	3	13	0	.188	244	400

### NFC WEST

Team	W	L	T	Pct	PF	PA
y-Arizona	10	6	0	.625	375	325
San Francisco	8	8	0	.500	330	281
Seattle	5	11	0	.313	280	390
St. Louis	1	15	0	.063	175	436

x - Playoffs; y - Division Title; z - First-round Bye; \* - Home-field Advantage

## WILD CARD PLAYOFF GAMES

1/9 - New York Jets 24, at Cincinnati 14  
1/9 - at Dallas 34, Philadelphia 14  
1/10 - Baltimore 33, at New England 14  
1/10 - at Arizona 51, Green Bay 45 (OT)

## DIVISIONAL PLAYOFF GAMES

1/16 - at New Orleans 45, Arizona 14  
1/16 - at Indianapolis 20, Baltimore 3  
1/17 - at Minnesota 34, Dallas 3  
1/17 - New York Jets 17, at San Diego 14

## CONFERENCE CHAMPIONSHIPS

1/24 - at Indianapolis 30, New York Jets 17  
1/24 - at New Orleans 31, Minnesota 28 (OT)

## SUPER BOWL XLIV (South Florida)

2/7 - New Orleans 31, Indianapolis 17

# 2008 FINAL STATISTICS (8-8)

Head Coach: Mike Shanahan    AFC West: 2nd    Home Stadium: INVESCO Field at Mile High

Date	W-L	Score	Opponent	Attendance	RUSHING	No.	Yds.	Avg.	Long	TD
Sept 8	W	41-14	at Oakland	62,762	Hillis	68	343	5.0	19	5
Sept 14	W	39-38	San Diego	75,915	Pittman	76	320	4.2	20	4
Sept 21	W	34-32	New Orleans	75,713	Young	61	303	5.0	49	1
Sept 28	L	19-33	at Kansas City	74,623	T. Bell	44	249	5.7	37t	2
Oct 5	W	16-13	Tampa Bay	75,480	Cutler	57	200	3.5	18	2
Oct 12	L	17-24	Jacksonville	75,674	Hall	35	144	4.1	16	0
Oct 20	L	7-41	at New England	68,756	Pope	17	130	7.6	24	0
Nov 2	L	17-26	Miami	75,499	Royal	11	109	9.9	71	0
Nov 6	W	34-30	at Cleveland	73,141	Torain	15	69	4.6	19	1
Nov 16	W	24-20	at Atlanta	64,358	Scheffler	1	-1	-1.0	-1	0
Nov 23	L	10-31	Oakland	76,067	Marshall	2	-4	-2.0	7	0
Nov 30	W	34-17	at New York Jets	78,809	<b>BRONCOS</b>	<b>387</b>	<b>1862</b>	<b>4.8</b>	<b>71</b>	<b>15</b>
Dec 7	W	24-17	Kansas City	75,187	<b>OPPONENTS</b>	<b>469</b>	<b>2337</b>	<b>5.0</b>	<b>65</b>	<b>26</b>
Dec 14	L	10-30	at Carolina	73,690	RECEIVING	No.	Yds.	Avg.	Long	TD
Dec 21	L	23-30	Buffalo	74,539	Marshall	104	1265	12.2	47	6
Dec 28	L	21-52	at San Diego	69,131	Royal	91	980	10.8	93t	5

TEAM STATISTICS	Den	Opp
TOTAL FIRST DOWNS	354	327
Rushing	103	122
Passing	223	186
Penalty	28	19
3RD DOWN: MADE/ATT	95/200	89/202
3rd Down Pct.	47.5	44.1
4TH DOWN: MADE/ATT	4/10	10/18
4th Down Pct.	40.0	55.6
POSSESSION AVG.	28:44	31:16
TOTAL NET YARDS	6333	5993
Avg. Per Game	395.8	374.6
Total Plays	1019	990
Avg. Per Play	6.2	6.1
NET YARDS RUSHING	1862	2337
Avg. Per Game	116.4	146.1
Total Rushes	387	469
NET YARDS PASSING	4471	3656
Avg. Per Game	279.4	228.5
Sacked/Yards Lost	12/74	26/141
Gross Yards	4545	3797
Att./Completions	620/386	495/333
Completion Pct.	62.3	67.3
Had Intercepted	18	6
PUNTS/AVERAGE	46/46.7	52/46.4
NET PUNTING AVG.	46/37.8	52/39.6
PENALTIES/YARDS	77/739	83/738
FUMBLES/BALL LOST	18/12	15/7
TOUCHDOWNS	42	50
Rushing	15	26
Passing	25	20
Returns	2	4

SCORE BY PERIODS	1	2	3	4	OT	PTS
BRONCOS	106	86	70	108	0	370
OPPONENTS	84	145	88	131	0	448

SCORING	TD	Ru	Pa	Ret	PAT	FG	S	PTS
Prater	0	0	0	0	39/40	25/34	0	114
Hillis	6	5	1	0	0	0	0	36
Marshall	6	0	6	0	0	0	0	36
Royal	5	0	5	0	0	0	0	32
Graham	4	0	4	0	0	0	0	24
Pittman	4	4	0	0	0	0	0	24
Scheffler	3	0	3	0	0	0	0	18
Stokley	3	0	3	0	0	0	0	18
Cutler	2	2	0	0	0	0	0	14
T. Bell	2	2	0	0	0	0	0	12
Fox	1	0	0	1	0	0	0	6
D. Jackson	1	0	0	1	0	0	0	6
N. Jackson	1	0	1	0	0	0	0	6
Pope	1	0	1	0	0	0	0	6
Torain	1	1	0	0	0	0	0	6
Webster	1	0	0	1	0	0	0	6
Young	1	1	0	0	0	0	0	6
<b>BRONCOS</b>	<b>42</b>	<b>15</b>	<b>25</b>	<b>2</b>	<b>39/40</b>	<b>25/34</b>	<b>0</b>	<b>370</b>
<b>OPPONENTS</b>	<b>50</b>	<b>26</b>	<b>20</b>	<b>4</b>	<b>48/48</b>	<b>32/35</b>	<b>1</b>	<b>448</b>

2-PT. CONVERSIONS: Cutler, Royal, **BRONCOS 2-2, OPPONENTS 1-2**

SACKS: Dumervil 5, Ekuban 5, Peterson 3, Moss 2.5, D. Williams 2.5, Webster 2, Robertson 1.5, C. Bailey 1, Engelberger 1, Haggan 1, (group) 1, Winborn 0.5, **BRONCOS 26.0, OPPONENTS 12.0**

FUM/Lost: Cutler 5/2, Marshall 4/3, Hall 2/2, Royal 2/1, C. Jackson 1/0, Ramsey 1/1, Scheffler 1/1, Thomas 1/1, Young 1/1

PASSING	Att.	Comp.	Yds.	Comp.%	Yds/Att.	TD	TD%	Int	Int%	Long	Sack/Lost	Rating
Cutler	616	384	4526	62.3	7.35	25	4.1	18	2.9	93t	11/69	86.0
Ramsey	3	2	19	66.7	6.33	0	0.0	0	0.0	10	1/5	84.0
Royal	1	0	0	0.0	0.00	0	0.0	0	0.0	—	0/0	39.6
<b>BRONCOS</b>	<b>620</b>	<b>386</b>	<b>4545</b>	<b>62.3</b>	<b>7.33</b>	<b>25</b>	<b>4.0</b>	<b>18</b>	<b>2.9</b>	<b>93t</b>	<b>12/74</b>	<b>85.9</b>
<b>OPPONENTS</b>	<b>495</b>	<b>333</b>	<b>3797</b>	<b>67.3</b>	<b>7.67</b>	<b>20</b>	<b>4.0</b>	<b>6</b>	<b>1.2</b>	<b>74</b>	<b>26/141</b>	<b>98.5</b>

RUSHING	No.	Yds.	Avg.	Long	TD
Hillis	68	343	5.0	19	5
Pittman	76	320	4.2	20	4
Young	61	303	5.0	49	1
T. Bell	44	249	5.7	37t	2
Cutler	57	200	3.5	18	2
Hall	35	144	4.1	16	0
Pope	17	130	7.6	24	0
Royal	11	109	9.9	71	0
Torain	15	69	4.6	19	1
Scheffler	1	-1	-1.0	-1	0
Marshall	2	-4	-2.0	7	0
BRONCOS	387	1862	4.8	71	15
OPPONENTS	469	2337	5.0	65	26

RECEIVING	No.	Yds.	Avg.	Long	TD
Marshall	104	1265	12.2	47	6
Royal	91	980	10.8	93t	5
Stokley	49	528	10.8	36t	3
Scheffler	40	645	16.1	72	3
Graham	32	389	12.2	28t	4
Hillis	14	179	12.8	47	1
D. Jackson	12	190	15.8	48t	1
N. Jackson	11	84	7.6	19	1
Pittman	10	112	11.2	40	0
T. Bell	10	57	5.7	12	0
Martinez	3	32	10.7	12	0
Hall	3	25	8.3	11	0
Pope	3	24	8.0	16	1
Young	3	16	5.3	8	0
C. Jackson	1	19	19.0	19	0
BRONCOS	386	4545	11.8	93t	25
OPPONENTS	333	3797	11.4	74	20

INTERCEPTIONS	No.	Yds.	Avg.	Long	TD
Bly	2	5	2.5	5	0
Barrett	1	34	34.0	34	0
Paymah	1	13	13.0	13	0
Thomas	1	11	11.0	11	0
C. Bailey	1	0	0.0	0	0
<b>BRONCOS</b>	<b>6</b>	<b>63</b>	<b>10.5</b>	<b>34</b>	<b>0</b>
<b>OPPONENTS</b>	<b>18</b>	<b>153</b>	<b>8.5</b>	<b>32t</b>	<b>2</b>

PUNTING	No.	Yds.	Avg.	Net	TB	In20	Long	B
Kern	46	2150	46.7	37.8	4	13	64	0
BRONCOS	46	2150	46.7	37.8	4	13	64	0
OPPONENTS	52	2413	46.4	39.6	8	22	71	0

PUNT RETURNS	No.	FC	Yds.	Avg.	Long	TD
Royal	14	10	140	10.0	36	0
Martinez	5	0	56	11.2	27	0
Haggan	1	0	0	0.0	0	0
BRONCOS	20	10	196	9.8	36	0
OPPONENTS	28	6	330	11.8	89t	1

KICKOFF RETURNS		No.	Yds.	Avg.	Long	TD
Royal	23	600	26.1	95	0	
Hall	21	469	22.3	28	0	
C. Jackson	8	162	20.3	24	0	
Young	8	176	22.0	31	0	
Hillis	4	65	16.3	25	0	
Russell	2	44	22.0	25	0	
T. Bell	1	8	8.0	8	0	
Engelberger	1	9	9.0	9	0	
Martinez	1	0	0.0	0	0	
Mustard	1	17	17.0	17	0	
Putzier LG	1	0	0.0	0	0	
Putzier TM	1	0	0.0	0	0	
BRONCOS	71	1550	21.8	95	0	
OPPONENTS	63	1554	24.7	103t	1	

FIELD GOALS	1-19	20-29	30-39	40-49	50+
Prater	0/0	7/8	8/9	5/11	5/6
BRONCOS	0/0	7/8	8/9	5/11	5/6
OPPONENTS	0/0	10/10	10/10	11/13	1/2

PRATER: (26G,43G)(52G)(27G,34G)(28N,56G,51G,22G,33G)(55G,40G,27G)(39G)(1)(50G,49N)(38N,35G,30G)(49N,20G)(47N,44G,43N)(25G,35G)(33G,48N)(43G,47N)(23G,30G,54N,43G)(1)

OPPONENTS: (1)(34G,21G,28G)(43G,51N,43N)(23G,21G,48N,43G,33G)(33G,31G)(48G)(31G,40G)(45G,47G,23G,41G)(24G,52G,33G)(46G,36G)(26G)(30G)(26G)(39G,44G,42G)(37G,49G,28G)(28G)

## 2008 DEFENSIVE STATS

(based on coaches' film review)

	TT	UT	A	S-YDS	I-YDS	PD	FF	FR
1 Winborn	117	84	33	0.5-2.5	0-0	10	0	0
2 D. Williams	103	83	20	2.5-3.9	0-0	1	0	1
3 Webster	90	71	19	2-9	0-0	5	1	1
4 Manuel	87	68	19	0-0	0-0	7	0	0
5 Bly	77	63	14	0-0	2-5	8	1	0
6 Thomas	57	35	22	0-0	1-11	1	0	0
7 C. Bailey	56	45	11	1-5	0-0	4	3	0
8 Woodyard	44	30	14	0-0	0-0	0	1	1
9 Engelberger	51	34	17	1-1	0-0	0	1	0
10 Ekuban	49	39	10	5-34	0-0	1	0	1
11 Robertson	45	24	21	1.5-3.5	0-0	0	1	0
12 B. Bailey	44	33	11	0-0	0-0	0	1	1
13 Dumervil	44	30	14	5-9	0-0	0	0	0
14 J. Bell	43	36	7	0-0	0-0	4	0	0
15 Peterson	39	23	16	3-14	0-0	1	1	0
16 McCree	36	28	8	0-0	0-0	2	0	0
17 Paymah	29	26	3	0-0	1-13	4	0	1
18 Moss	29	16	9	2.5-13	0-0	0	0	1
19 Clements	24	10	14	0-0	0-0	1	0	0
20 Barrett	23	15	8	0-0	1-34	4	0	0
21 Lowry	21	14	7	0-0	0-0	3	0	0
22 Fox	20	13	7	0-0	0-0	0	0	1
23 Haggan	20	16	4	0-0	0-0	0	0	0
24 Larsen	19	13	2	0-0	0-0	0	0	0
25 J. Williams	19	9	0	0-0	0-0	0	0	0
26 Green	6	4	2	0-0	0-0	0	0	0
27 Rogers	6	4	2	0-0	0-0	0	0	0
28 Shaw	5	3	2	0-0	0-0	0	0	0
29 Crowder	4	2	2	0-0	0-0	0	0	0
30 Koutouvides	4	2	1	0-0	0-0	0	0	0
31 Abdullah	1	1	0	0-0	0-0	0	0	0
Team	1	1	0	1-10	0-0	0	0	0
<b>TOTALS</b>	<b>1203</b>	<b>891</b>	<b>312</b>	<b>26-141</b>	<b>6-63</b>	<b>58</b>	<b>10</b>	<b>7</b>

## 2008 GAMES STARTED

OFFENSE			DEFENSE		
QB Cutler, Jay	16		DE Dumervil, Elvis	15	
RB Bell, Tatum	3		DE Ekuban, Ebenezer	10	
RB Pittman, Michael	3		DE Engelberger, John	6	
RB Pope, P.J.	1		DT Peterson, Kenny	1	
RB Torain, Ryan	1		DT Robertson, Dewdney	15	
RB Young, Selvin	5		DT Thomas, Marcus	16	
FB/RE Hillis, Peyton	6		LB Bailey, Boss	6	
WR Jackson, Darrell	2		LB Larsen, Spencer	3	
WR Marshall, Brandon	15		LB Webster, Nate	13	
WR Royal, Eddie	15		LB Williams, D.J.	11	
WR Stokley, Brandon	2		LB Woodyard, Wesley	6	
TE Graham, Daniel	16		CB Bailey, Champ	9	
TE Jackson, Nate	3		CB Bly, Dre	5	
TE Scheffler, Tony	7		CB Paymah, Karl	16	
C Wiegmann, Casey	16		S Barrett, Josh	3	
T Clady, Ryan	16		S Fox, Vernon	3	
T Harris, Ryan	16		S Lowry, Calvin	3	
G Hamilton, Ben	16		S Manuel, Marquand	14	
G Kuper, Chris	16		S McCree, Marlon	7	
			S Rogers, Roderick	1	

## 2008 COACHES

**Mike Shanahan** (Head Coach), **Rick Dennison** (Offensive Coordinator/Special Line), **Bob Stowik** (Defensive Coordinator/Defensive Backs), **Scott O'Brien** (Special Teams Coordinator), **Steve Watson** (Associate Head Coach), **Joe Baker** (Offensive Assistant), **Jeremy Bates** (Quarterbacks), **Ronnie Bradford** (Defensive Backs), **Jacob Burney** (Defensive Line), **Keith Burns** (Special Teams Assistant), **Dwayne Chandler** (Assistant Strength & Conditioning), **Jedd Fisch** (Wide Receivers), **Charlie Jackson** (Defensive Assistant), **Bill Johnson** (Defensive Line), **Pat McPherson** (Tight Ends), **Jim Ryan** (Linebackers), **Greg Saporta** (Assistant Strength & Conditioning), **Ryan Stowik** (Assistant Defensive Backs), **Bobby Turner** (Running Backs), **Rich Tuten** (Strength & Conditioning).

## 2008 LEADERS / RANKINGS

INDIVIDUAL	PLAYER	NO.	AFC RANK	NFL RANK	NFL LEADER	NO.
Points	Prater	114	6	19	Gostkowski (NE)	148
Rushing Yards	Hillis	343	31	59	Peterson (MIN)	1,760
Passing Yards	Cutler	4,526	1	3	Brees (NO)	5,069
Passer Rating	Cutler	86.0	6	16	Rivers (SD)	105.5
Receiving Yards	Marshall	1,265	2	7	Johnson (HOU)	1,575
Receptions	Marshall	104	3	3	Johnson (HOU)	115
Interceptions	Bly	2	34	60	Reed (BAL)	9
Sacks	Dumervil/Ekuban	5	17	43	Ware (DAL)	20.0
OFFENSE						
		NO.	AFC RANK	NFL RANK	NFL LEADER	NO.
Points Per Game		23.1	7	16	New Orleans	28.9
Total Yards Per Game		395.8	1	2	New Orleans	410.7
Yards Per Play		6.2	1	2	New Orleans	6.3
Rushing Yards Per Game		116.4	7	12	New York Giants	157.4
Net Passing Yards Per Game		279.4	1	3	New Orleans	311.1
DEFENSE						
		NO.	AFC RANK	NFL RANK	NFL LEADER	NO.
Points Per Game		28.0	16	30	Pittsburgh	13.9
Total Yards Per Game		374.6	15	29	Pittsburgh	237.2
Yards Per Play		6.1	16	30	Pittsburgh	3.9
Rushing Yards Per Game		146.1	13	27	Minnesota	76.9
Net Passing Yards Per Game		228.5	13	26	Pittsburgh	156.9

## 2008 KEY AWARDS

**Pro Bowl** (3): QB Jay Cutler, WR Brandon Marshall, C Casey Wiegmann.  
**AP All-Pro** (1): T Ryan Clady (second team).

## 2008 NFL STANDINGS

### AFC EAST

Team	W	L	T	Pct	PF	PA
y-Miami	11	5	0	.688	345	317
New England	11	5	0	.688	410	309
New York Jets	9	7	0	.563	405	356
Buffalo	7	9	0	.438	336	342

### AFC NORTH

Team	W	L	T	Pct	PF	PA
yz-Pittsburgh	12	4	0	.750	347	223
x-Baltimore	11	5	0	.688	385	244
Cincinnati	4	11	1	.281	204	364
Cleveland	4	12	0	.250	232	350

### AFC SOUTH

Team	W	L	T	Pct	PF	PA
*yz-Tennessee	13	3	0	.813	375	234
x-Indianapolis	12	4	0	.750	377	298
Houston	8	8	0	.500	366	394
Jacksonville	5	11	0	.313	302	367

### AFC WEST

Team	W	L	T	Pct	PF	PA
y-San Diego	8	8	0	.500	439	347
<b>Denver</b>	<b>8</b>	<b>8</b>	<b>0</b>	<b>.500</b>	<b>370</b>	<b>448</b>
Oakland	5	11	0	.313	263	388
Kansas City	2	14	0	.125	291	440

### NFC EAST

Team	W	L	T	Pct	PF	PA
*yz-New York Giants	12	4	0	.750	427	294
x-Philadelphia	9	6	1	.594	416	289
Dallas	9	7	0	.563	362	365
Washington	8	8	0	.500	265	296

### NFC NORTH

Team	W	L	T	Pct	PF	PA
y-Minnesota	10	6	0	.625	379	333
Chicago	9	7	0	.563	375	350
Green Bay	6	10	0	.375	419	380
Detroit	0	16	0	.000	268	517

### NFC SOUTH

Team	W	L	T	Pct	PF	PA
yz-Carolina	12	4	0	.750	414	329
x-Atlanta	11	5	0	.688	391	325
Tampa Bay	9	7	0	.563	361	323
New Orleans	8	8	0	.500	463	393

### NFC WEST

Team	W	L	T	Pct	PF	PA
y-Arizona	9	7	0	.563	427	426
San Francisco	7	9	0	.438	339	381
Seattle	4	12	0	.250	294	392
St. Louis	2	14	0	.125	232	465

x - Playoffs; y - Division Title; z - First-round Bye; \* - Home-field Advantage

## WILD CARD PLAYOFF GAMES

1/3 - at Arizona 30, Atlanta 24  
1/3 - at San Diego 23, Indianapolis 17 (OT)  
1/4 - Baltimore 27, at Miami 9  
1/4 - Philadelphia 26, at Minnesota 14

## DIVISIONAL PLAYOFF GAMES

1/10 - Baltimore 13, at Tennessee 10  
1/10 - Arizona 33, at Carolina 13  
1/11 - Philadelphia 23, at New York Giants 11  
1/11 - at Pittsburgh 35, San Diego 24

## CONFERENCE CHAMPIONSHIPS

1/18 - at Arizona 32, Philadelphia 25  
1/18 - at Pittsburgh 23, Baltimore 14

## SUPER BOWL XLIII (TAMPA, FLA.)

2/1 - Pittsburgh 27, Arizona 23

## 2007 FINAL STATISTICS (7-9)

**Head Coach:** Mike Shanahan    **AFC West: 2nd**    **Home Stadium:** INVESCO Field at Mile High

Date	W-L	Score	Opponent	Attendance	RUSHING	No.	Yds.	Avg.	Long	TD
Sept 9	W	15-14	at Buffalo	71,132	Young	140	729	5.2	50	1
Sept 16	W	23-20	Oakland (OT)	76,784	Henry	167	691	4.1	33	4
Sept 23	L	14-23	Jacksonville	76,463	Hall	44	216	4.9	62t	2
Sept 30	L	20-38	at Indianapolis	57,274	Cutler	44	205	4.7	31	1
Oct 7	L	3-41	San Diego	76,879	Sapp	18	59	3.3	12	2
Oct 21	W	31-28	Pittsburgh	77,038	Marshall	5	57	11.4	24	0
Oct 29	L	13-19	Green Bay (OT)	77,160	Ramsey	2	6	3.0	4	0
Nov 4	L	7-44	at Detroit	60,783	Bell	6	3	0.5	3	0
Nov 11	W	27-11	at Kansas City	77,368	Walker	2	-3	-1.5	-1	0
Nov 19	W	34-20	Tennessee	76,590	Stokley	1	-6	-6.0	-6	0
Nov 25	L	34-37	at Chicago (OT)	62,148	Jacobs LG	1	-8	-8.0	-8	0
Dec 2	L	20-34	at Oakland	61,990	<b>BRONCOS</b>	<b>429</b>	<b>1957</b>	<b>4.6</b>	<b>62t</b>	<b>10</b>
Dec 9	W	41-7	Kansas City	75,895	<b>OPPONENTS</b>	<b>501</b>	<b>2282</b>	<b>4.6</b>	<b>74t</b>	<b>14</b>
Dec 13	L	13-31	at Houston	70,747	<b>RECEIVING</b>	<b>No.</b>	<b>Yds.</b>	<b>Avg.</b>	<b>Long</b>	<b>TD</b>
Dec 24	L	3-23	at San Diego	65,477	Marshall	102	1325	13.0	68t	7
Dec 30	W	22-19	Minnesota (OT)	76,084	Scheffler	49	549	11.2	41	5

TEAM STATISTICS				Den	Opp
TOTAL FIRST DOWNS				305	306
Rushing				96	119
Passing				187	168
Penalty				22	19
3RD DOWN: MADE/ATT				80/198	91/213
3rd Down Pct.				40.4	42.7
4TH DOWN: MADE/ATT				7/22	10/13
4th Down Pct.				31.8	76.9
POSSESSION AVG.				29:09	30:51
TOTAL NET YARDS				5541	5376
Avg. Per Game				346.3	336.0
Total Plays				976	992
Avg. Per Play				5.7	5.4
NET YARDS RUSHING				1957	2282
Avg. Per Game				122.3	142.6
Total Rushes				429	501
NET YARDS PASSING				3584	3094
Avg. Per Game				224.0	193.4
Sacked/Yards Lost				32/175	33/203
Gross Yards				3759	3297
Att./Completions				515/326	458/279
Completion Pct.				63.3	60.9
Had Intercepted				15	14
PUNTS/AVERAGE				60/43.8	60/43.9
NET PUNTING AVG.				60/36.3	60/38.7
PENALTIES/YARDS				90/610	82/628
FUMBLES/BALL LOST				30/14	34/16
TOUCHDOWNS				34	46
Rushing				10	14
Passing				21	25
Returns				3	7

SCORE BY PERIODS				1	2	3	4	OT	PTS
BRONCOS				75	89	94	56	6	320
OPPONENTS				68	103	114	115	9	409

SCORING				TD	Ru	Pa	Ret	PTAT	FG	S	PTS
Elam				0	0	0	0	33/33	27/31	0	114
Marshall				7	0	7	0	0	0	42	0
Scheffler				5	0	5	0	0	0	30	0
Stokley				5	0	5	0	0	0	30	0
Henry				4	4	0	0	0	0	24	0
Sapp				3	2	1	0	0	0	18	0
Graham				2	0	2	0	0	0	12	0
Hall				2	2	0	0	0	0	12	0
Crowder				1	0	0	1	0	0	6	0
Cutler				1	1	0	0	0	0	6	0
Jackson				1	0	1	0	0	0	6	0
Jacobs LG				1	0	1	0	0	0	6	0
Martinez				1	0	0	1	0	0	6	0
Webster				1	0	0	1	0	0	6	0
Young				1	1	0	0	0	0	6	0
Prater LG				0	0	0	0	1/1	1/4	0	4
BRONCOS				<b>34</b>	<b>10</b>	<b>21</b>	<b>3</b>	<b>33/33</b>	<b>27/31</b>	<b>1</b>	<b>320</b>
OPPONENTS				<b>46</b>	<b>14</b>	<b>25</b>	<b>7</b>	<b>42/42</b>	<b>27/33</b>	<b>2</b>	<b>409</b>

**2-PT. CONVERSIONS: BRONCOS 0-1, OPPONENTS 3-3**

**SACKS:** Dumervil 12.5, Crowder 4, Mallard LG 3.5, Mallard TM 3.5, McKinley 2.5, Gold 2, (Group) 2, Bly 1, Engelberger 1, Lynch 1, Moss 1, Peterson 1, Williams 1, Winborn 0.5. **BRONCOS 33.0, OPPONENTS 32.0**

**FUM/LOST:** Cutler 11/4, Henry 3/1, Marshall 3/1, Clark (TM) 2/2, Ramsey 2/1, Young 2/1, Bell 1/1, Hall 1/0, Hixon (TM) 1/1, Scheffler 1/1

PUNTING				No.	Yds.	Avg.	Net	TB	In20	Long	B
Sauerbrun				47	2200	46.8	36.1	6	14	65	2
Ernst LG				12	434	36.2	35.6	0	3	59	0
Ernst TM				5	178	35.6	35.6	0	1	59	0
Paulescu				5	221	44.2	40.0	0	1	51	0
Elam				1	31	31.0	31.0	0	1	31	0
BRONCOS				<b>60</b>	<b>2630</b>	<b>43.8</b>	<b>36.3</b>	<b>6</b>	<b>17</b>	<b>65</b>	<b>2</b>
OPPONENTS				<b>60</b>	<b>2633</b>	<b>43.9</b>	<b>38.7</b>	<b>5</b>	<b>26</b>	<b>63</b>	<b>1</b>

PUNT RETURNS				No.	FC	Yds.	Avg.	Long	TD
Martinez				14	12	157	11.2	80t	1
Hixon TM				7	5	32	4.6	14	0
Bly				2	0	20	10.0	10	0
BRONCOS				<b>23</b>	<b>17</b>	<b>209</b>	<b>9.1</b>	<b>80t</b>	<b>1</b>
OPPONENTS				<b>31</b>	<b>3</b>	<b>334</b>	<b>10.8</b>	<b>75t</b>	<b>2</b>

KICKOFF RETURNS				No.	Yds.	Avg.	Long	TD
Hall				19	475	25.0	34	0
Martinez				15	330	22.0	35	0
Hixon TM				12	274	22.8	35	0
Clark TM				3	70	23.3	26	0
Jacobs LG				3	35	11.7	15	0
Jacobs TM				3	35	11.7	15	0
Young				3	56	18.7	25	0
Sapp				2	30	15.0	22	0
Bly				1	23	23.0	23	0
BRONCOS				<b>58</b>	<b>1293</b>	<b>22.3</b>	<b>35</b>	<b>0</b>
OPPONENTS				<b>62</b>	<b>1424</b>	<b>23.0</b>	<b>88t</b>	<b>1</b>

FIELD GOALS				1-19	20-29	30-39	40-49	50+
Elam				0/0	11/11	6/6	9/12	1/2
Prater LG				0/0	0/1	0/0	1/3	0/0
BRONCOS				<b>0/0</b>	<b>11/11</b>	<b>6/6</b>	<b>9/12</b>	<b>1/2</b>
OPPONENTS				<b>3/3</b>	<b>8/8</b>	<b>8/9</b>	<b>6/7</b>	<b>2/6</b>

**ELAM:** (21G,48G,50N,43N,42G)(23G,45N,20G,23G)(1)(35G,22G)(30G)(49G)(45G,21G)(48N)(44G,50G)(21G,39G)(23G,22G)(29G,44G)(37G,37G)(41G,47G)(23G)(43G,30G)

**OPPONENTS:** (45N)(38G,52N)(19G,27G,18G)(22G)(26G,45G)(65N)(19G,26G)(43G,53G,38G)(38G,36G,39G,53N)(56G,37G)(24G,44G,39G)(58N,38G,35N,44G)(1)(41G)(40G,23G,29G)(22G)

PASSING				Att.	Comp.	Yds.	Comp.%	Yds/Att.	TD	TD%	Int	Int%	Long	Sack/Lost	Rating
Cutler				467	297	3497	63.6	7.49	20	4.3	14	3.0	68t	27/153	88.1
Ramsey				48	29	262	60.4	5.46	1	2.1	1	2.1	21	3/13	73.4
Marshall				0	0	0	—	—	0	—	0	—	—	2/9	—
BRONCOS				<b>515</b>	<b>326</b>	<b>3759</b>	<b>63.3</b>	<b>7.30</b>	<b>21</b>	<b>4.1</b>	<b>15</b>	<b>2.9</b>	<b>68t</b>	<b>32/175</b>	<b>86.7</b>
OPPONENTS				<b>458</b>	<b>279</b>	<b>3297</b>	<b>60.9</b>	<b>7.20</b>	<b>25</b>	<b>5.5</b>	<b>14</b>	<b>3.1</b>	<b>82t</b>	<b>33/203</b>	<b>88.3</b>

## 2007 DEFENSIVE STATS

(based on coaches' film review)

	TT	UT	A	S-YDS	I-YDS	PD	FF	FR
1 Williams	170	121	49	1-14	1-0	4	3	2
2 Webster	100	77	23	0-0	0-0	1	1	1
3 Bailey	81	68	13	0-0	3-3	14	0	0
Gold	81	62	19	2-8	1-6	8	1	2
5 Lynch	62	48	14	1-11	0-0	3	0	0
6 Engelberger	59	40	19	1-8	0-0	2	1	0
7 Bly	57	42	15	1-11	5-71	16	0	0
Ferguson	57	45	12	0-0	0-0	1	1	0
9 Dumervil	56	43	13	12.5-62.5	1-27	7	4	3
10 Abdullah	48	40	8	0-0	0-0	7	1	1
11 Foxworth	42	32	10	0-0	0-0	4	1	0
12 Thomas	30	17	13	0-0	1-2	1	0	1
13 McKinley	28	16	12	2.5-12.5	0-0	0	0	0
14 Winbom	24	21	3	0.5-4.5	0-0	3	0	0
15 Crowder	22	18	4	4-39	0-0	0	1	2
16 J. Mallard	20	15	5	3.5-7.5	0-0	1	1	0
17 Adams	17	8	9	0-0	0-0	1	1	0
18 Gordon	16	9	7	0-0	0-0	0	0	0
19 Paymah	15	14	1	0-0	2-0	6	0	0
20 Moss	14	7	7	1-7	0-0	0	1	0
21 Peterson	13	10	3	1-8	0-0	2	0	0
22 Rice	11	6	5	0-0	0-0	2	0	0
23 Shoate	9	7	2	0-0	0-0	0	0	0
24 Burton	8	5	3	0-0	0-0	0	0	0
25 S. Harris	6	2	4	0-0	0-0	0	0	1
26 Cox	4	2	2	0-0	0-0	0	0	1
27 Team	2	2	0	2-10	0-0	0	0	0
<b>TOTALS</b>	<b>1052</b>	<b>777</b>	<b>275</b>	<b>33-203</b>	<b>14-105</b>	<b>83</b>	<b>17</b>	<b>14</b>

## 2007 GAMES STARTED

### OFFENSE

QB Cutler, Jay	16	DE Crowder, Tim	1
RB Hall, Andre	1	DE Dumervil, Elvis	16
RB Henry, Travis	7	DE Engelberger, John	15
RB Young, Selvin	8	DE Moss, Jarvis	1
FB Sapp, Cecil	8	DE Rice, Simeon	1
WR Marshall, Brandon	16	DT Adams, Sam	11
WR Martinez, Glenn	1	DT Gordon, Amon	4
WR Stokley, Brandon	9	DT McKinley, Alvin	10
WR Walker, Javon	5	DT Thomas, Marcus	5
TE Graham, Daniel	15	LB Gold, Ian	14
TE Jackson, Nate	1	LB Webster, Nate	13
TE Mustard, Chad	2	LB Williams, D.J.	1
TE Scheffler, Tony	7	LB Winbom, Jamie	2
C/G Myers, Chris	16	CB Bailey, Champ	16
C Nalen, Tom	5	CB Bly, Dré	15
T Leipsis, Matt	16	CB Paymah, Karl	3
T Pears, Erik	16	DB Foxworth, Dmonique	6
G Holland, Montrae	16	S Abdullah, Hamza	8
G Kuper, Chris	11	S Ferguson, Nick	7
		S Lynch, John	12

## 2007 COACHES

**Mike Shanahan** (Head Coach), **Jim Bates** (Asst. Head Coach/Defense), **Mike Heimerdinger** (Asst. Head Coach/DBs), **Rick Dennison** (Offensive Coordinator/OL), **Bob Slowik** (Defensive Coordinator/DBs), **Scott O'Brien** (Special Teams Coordinator), **Steve Watson** (Associate Head Coach), **Joe Baker** (Linebackers), **Jeremy Bates** (Wide Receivers/Quarterbacks), **Ronnie Bradford** (Asst. Def. Backs), **Jacob Burney** (Defensive Line), **Keith Burns** (Spec. Tms. Asst.), **Dwayne Chandler** (Asst. Strength & Conditioning), **Charlie Jackson** (Defensive Asst.), **Bill Johnson** (Defensive Line), **Pat McPherson** (Tight Ends), **Jim Ryan** (Offensive Asst.), **Greg Saporta** (Asst. Strength & Conditioning), **Ryan Slowik** (Spec. Tms. Asst.), **Bobby Turner** (Running Backs), **Rich Tuten** (Strength & Conditioning).

## 2007 LEADERS / RANKINGS

INDIVIDUAL	PLAYER	NO.	AFC RANK	NFL RANK	NFL LEADER	NO.
Points	Elam	114	9	16	Crosby (GB)	141
Rushing Yards	Young	729	15	27	Tomlinson (SD)	1,474
Passing Yards	Cutler	3,497	5	10	Brady (NE)	4,806
Passer Rating	Cutler	88.1	5	12	Brady (NE)	117.2
Receiving Yards	Marshall	1,325	4	6	Wayne (IND)	1,510
Receptions	Marshall	102	5	5	Houshmandzadeh (CIN/Welker (NE))	12
Interceptions	Bly	5	6	9	Cromartie (SD)	10
Sacks	Dumervil	12.5	3	6	Allen (KC)	15.5

OFFENSE	NO.	AFC RANK	NFL RANK	NFL LEADER	NO.
Points Per Game	20.0	9	21	New England	36.8
Total Yards Per Game	346.3	6	11	New England	411.3
Yards Per Play	5.7	2	4	New England	6.2
Rushing Yards Per Game	122.3	6	9	Minnesota	164.6
Net Passing Yards Per Game	224.0	6	13	New England	295.7

DEFENSE	NO.	AFC RANK	NFL RANK	NFL LEADER	NO.
Points Per Game	25.6	15	28	Indianapolis	16.4
Total Yards Per Game	336.0	10	19	Pittsburgh	266.4
Yards Per Play	5.4	11	22	Tampa Bay	4.6
Rushing Yards Per Game	142.6	14	30	Minnesota	74.1
Net Passing Yards Per Game	193.4	6	7	Tampa Bay	170.5

## 2007 KEY AWARDS

**Pro Bowl** (2): CB Champ Bailey, S John Lynch. **AP All-Pro** (1): CB Champ Bailey (second team).

## 2007 NFL STANDINGS

### AFC EAST

Team	W	L	T	Pct	PF	PA
*yz-New England	16	0	0	1.000	589	274
Buffalo	7	9	0	.438	252	354
New York Jets	4	12	0	.250	268	355
Miami	1	15	0	.063	267	437

### AFC NORTH

Team	W	L	T	Pct	PF	PA
y-Pittsburgh	10	6	0	.625	393	269
Cleveland	10	6	0	.625	402	382
Cincinnati	7	9	0	.438	380	385
Baltimore	5	11	0	.313	275	384

### AFC SOUTH

Team	W	L	T	Pct	PF	PA
yz-Indianapolis	13	3	0	.813	450	262
x-Jacksonville	11	5	0	.688	411	304
x-Tennessee	10	6	0	.625	301	297
Houston	8	8	0	.500	379	384

### AFC WEST

Team	W	L	T	Pct	PF	PA
y-San Diego	11	5	0	.688	412	284
<b>Denver</b>	<b>7</b>	<b>9</b>	<b>0</b>	<b>.438</b>	<b>320</b>	<b>409</b>
Kansas City	4	12	0	.250	226	335
Oakland	4	12	0	.250	283	398

### NFC EAST

Team	W	L	T	Pct	PF	PA
*yz-Dallas	13	3	0	.813	455	325
x-New York Giants	10	6	0	.625	373	351
x-Washington	9	7	0	.563	334	310
Philadelphia	8	8	0	.500	336	300

### NFC NORTH

Team	W	L	T	Pct	PF	PA
yz-Green Bay	13	3	0	.813	435	291
Minnesota	8	8	0	.500	365	311
Detroit	7	9	0	.438	346	444
Chicago	7	9	0	.438	334	348

### NFC SOUTH

Team	W	L	T	Pct	PF	PA
y-Tampa Bay	9	7	0	.563	334	270
Carolina	7	9	0	.438	267	347
New Orleans	7	9	0	.438	379	388
Atlanta	4	12	0	.250	259	414

### NFC WEST

Team	W	L	T	Pct	PF	PA
y-Seattle	10	6	0	.625	393	291
Arizona	8	8	0	.500	404	399
San Francisco	5	11	0	.313	219	364
St. Louis	3	13	0	.188	263	438

x - Playoffs; y - Division Title; z - First-round Bye; \* - Home-field Advantage

## WILD CARD PLAYOFF GAMES

1/5 - at Seattle 35, Washington 14  
 1/5 - Jacksonville 31, at Pittsburgh 29  
 1/6 - New York Giants 24, at Tampa Bay 14  
 1/6 - at San Diego 17, Tennessee 6

## DIVISIONAL PLAYOFF GAMES

1/12 - at Green Bay 42, Seattle 20  
 1/12 - at New England 31, Jacksonville 20  
 1/13 - San Diego 28, at Indianapolis 24  
 1/13 - New York Giants 21, at Dallas 17

## CONFERENCE CHAMPIONSHIPS

1/20 - at New England 21, San Diego 12  
 1/20 - New York Giants 23, at Green Bay 20 (OT)

## SUPER BOWL XLII (GLENDALE, ARIZ.)

2/3 - New York Giants 17, New England 14



## 2006 FINAL STATISTICS (9-7)

**Head Coach:** Mike Shanahan    **AFC West:** 3rd    **Home Stadium:** INVESCO Field at Mile High

Date	W-L	Score	Opponent	Attendance	RUSHING	No.	Yds.	Avg.	Long	TD
Sept 10	L	10-18	at St. Louis	65,577	T. Bell	233	1025	4.4	51	2
Sept 17	W	9-6	Kansas City (OT)	76,786	M. Bell	157	877	4.3	48	8
Sept 24	W	17-7	at New England	68,756	Walker	9	123	13.7	72	1
Oct 9	W	13-3	Baltimore	76,355	Plummer	36	112	3.1	19	1
Oct 15	W	13-3	Oakland	76,691	Sapp	10	80	8.0	28	0
Oct 22	W	17-7	at Cleveland	73,024	Nash	18	66	3.7	26	0
Oct 29	L	31-34	Indianapolis	76,767	Johnson	5	30	6.0	15	0
Nov 5	W	31-20	at Pittsburgh	64,661	Cutler	12	18	1.5	9	0
Nov 12	W	17-13	at Oakland	62,094	Marshall	2	12	6.0	6	0
Nov 19	L	27-35	San Diego	76,723	Cobbs	3	9	3.0	3	0
Nov 23	L	10-19	at Kansas City	79,484	Scheffler	1	3	3.0	3	0
Dec 3	L	20-23	Seattle	76,146	Elam	1	2	2.0	2	0
Dec 10	L	20-48	at San Diego	67,514	Smith	1	-5	-5.0	-5	0
Dec 17	W	37-20	at Arizona	63,845	<b>BRONCOS</b>	<b>488</b>	<b>2152</b>	<b>4.4</b>	<b>72t</b>	<b>12</b>
Dec 24	W	24-23	Cincinnati	75,759	<b>OPPONENTS</b>	<b>447</b>	<b>1813</b>	<b>4.1</b>	<b>41</b>	<b>13</b>
Dec 31	L	23-26	San Francisco (OT)	75,555						

TEAM STATISTICS	Den	Opp
TOTAL FIRST DOWNS	285	291
Rushing	106	97
Passing	151	183
Penalty	28	11
3RD DOWN: MADE/ATT	78/211	81/221
3rd Down Pct.	37.0	36.7
4TH DOWN: MADE/ATT	7/13	5/14
4th Down Pct.	53.8	35.7
POSSESSION AVG.	29:50	30:10
TOTAL NET YARDS	4951	5223
Avg. Per Game	309.4	326.4
Total Plays	973	1020
Avg. Per Play	5.1	5.1
NET YARDS RUSHING	2152	1813
Avg. Per Game	134.5	113.3
Total Rushes	488	447
NET YARDS PASSING	2799	3410
Avg. Per Game	174.9	213.1
Sacked/Yards Lost	31/196	35/202
Gross Yards	2995	3612
Att./Completions	454/256	538/327
Completion Pct.	56.4	60.8
Had Intercepted	18	17
PUNTS/AVERAGE	80/41.7	74/43.8
NET PUNTING AVG.	80/36.6	74/37.9
PENALTIES/YARDS	67/478	97/785
FUMBLES/BALL LOST	29/12	28/13
TOUCHDOWNS	34	29
Rushing	12	13
Passing	20	13
Returns	2	3

SCORE BY PERIODS	1	2	3	4	OT	PTS
BRONCOS	44	110	75	87	3	319
OPPONENTS	47	82	64	109	3	305

SCORING	TD	Ru	Pa	Ret	PAT	FG	\$	PTS
Elam	0	0	0	0	34/34	27/29	0	115
Walker	9	1	8	0	0	0	0	54
M. Bell	8	8	0	0	0	0	0	48
Scheffler	4	0	4	0	0	0	0	24
Smith	3	0	3	0	0	0	0	18
Alexander	2	0	2	0	0	0	0	12
T. Bell	2	2	0	0	0	0	0	12
Marshall	2	0	2	0	0	0	0	12
Bailey	1	0	0	1	0	0	0	6
Johnson	1	0	1	0	0	0	0	6
Plummer	1	1	0	0	0	0	0	6
Da. Williams	1	0	0	1	0	0	0	6
<b>BRONCOS</b>	<b>34</b>	<b>12</b>	<b>20</b>	<b>2</b>	<b>34/34</b>	<b>27/29</b>	<b>0</b>	<b>319</b>
<b>OPPONENTS</b>	<b>29</b>	<b>13</b>	<b>13</b>	<b>3</b>	<b>27/27</b>	<b>34/42</b>	<b>0</b>	<b>305</b>

**2-PT. CONVERSIONS: BRONCOS 0-0, OPPONENTS 1-2**

**SACKS:** Dumervil 8.5, Ekuban 7, Lang 6, Chukwurah 4.5, Warren 2.5, M. Myers 2, Veal 1.5, Engelberger 1, D.J. Williams 1, Wilson 1, **BRONCOS 35.0, OPPONENTS 31.0**

PASSING	Att.	Comp.	Yds.	Comp.%	Yds/Att.	TD	TD%	Int	Int%	Long	Sack/Lost	Rating
Plummer	317	175	1994	55.2	6.29	11	3.5	13	4.1	83t	18/111	68.8
Cutler	137	81	1001	59.1	7.31	9	6.6	5	3.6	71t	13/85	88.5
<b>BRONCOS</b>	<b>454</b>	<b>256</b>	<b>2995</b>	<b>56.4</b>	<b>6.60</b>	<b>20</b>	<b>4.4</b>	<b>18</b>	<b>4.0</b>	<b>83t</b>	<b>31/196</b>	<b>74.7</b>
<b>OPPONENTS</b>	<b>538</b>	<b>327</b>	<b>3612</b>	<b>60.8</b>	<b>6.71</b>	<b>13</b>	<b>2.4</b>	<b>17</b>	<b>3.2</b>	<b>63</b>	<b>35/202</b>	<b>75.6</b>

RECEIVING	No.	Yds.	Avg.	Long	TD
Walker	69	1084	15.7	83t	8
Smith	52	512	9.8	20	3
T. Bell	24	115	4.8	16	0
Marshall	20	309	15.5	71t	2
M. Bell	20	158	7.9	24	0
Scheffler	18	286	15.9	29	4
Alexander	18	160	8.9	24	2
Kircus	9	187	20.8	45	0
Sapp	8	34	4.3	9	0
Johnson	7	37	5.3	20	1
Jackson	5	49	9.8	24	0
Nash	4	41	10.3	13	0
Mustard	2	23	11.5	14	0
<b>BRONCOS</b>	<b>256</b>	<b>2995</b>	<b>11.7</b>	<b>83t</b>	<b>20</b>
<b>OPPONENTS</b>	<b>327</b>	<b>3612</b>	<b>11.0</b>	<b>63</b>	<b>13</b>

INTERCEPTIONS	No.	Yds.	Avg.	Long	TD
Bailey	10	162	16.2	70t	1
Da. Williams	4	37	9.3	31t	1
Foxworth	1	45	45.0	45	0
Cox	1	0	0.0	0	0
Ferguson	1	0	0.0	0	0
<b>BRONCOS</b>	<b>17</b>	<b>244</b>	<b>14.4</b>	<b>70t</b>	<b>2</b>
<b>OPPONENTS</b>	<b>18</b>	<b>292</b>	<b>16.2</b>	<b>46</b>	<b>2</b>

PUNTING	No.	Yds.	Avg.	Net	TB	In20	Long	B
Ernster	80	3338	41.7	36.6	7	23	61	0
<b>BRONCOS</b>	<b>80</b>	<b>3338</b>	<b>41.7</b>	<b>36.6</b>	<b>7</b>	<b>23</b>	<b>61</b>	<b>0</b>
<b>OPPONENTS</b>	<b>74</b>	<b>3240</b>	<b>43.8</b>	<b>37.9</b>	<b>7</b>	<b>33</b>	<b>67</b>	<b>0</b>

PUNT RETURNS	No.	FC	Yds.	Avg.	Long	TD
Da. Williams	25	12	206	8.2	34	0
Kircus	6	4	86	14.3	42	0
Smith	1	0	2	2.0	2	0
<b>BRONCOS</b>	<b>32</b>	<b>16</b>	<b>294</b>	<b>9.2</b>	<b>42</b>	<b>0</b>
<b>OPPONENTS</b>	<b>39</b>	<b>16</b>	<b>268</b>	<b>6.9</b>	<b>21</b>	<b>0</b>

KICKOFF RETURNS	No.	Yds.	Avg.	Long	TD
Clark	23	512	22.3	36	0
Morgan	17	423	24.9	64	0
M. Bell	5	97	19.4	22	0
Sapp	4	95	23.8	53	0
Kircus	2	38	19.0	20	0
Cobbs	1	0	0.0	0	0
Johnson	1	14	14.0	14	0
Mustard	1	2	2.0	2	0
Da. Williams	0	6	—	6	0
<b>BRONCOS</b>	<b>54</b>	<b>1187</b>	<b>22.0</b>	<b>64</b>	<b>0</b>
<b>OPPONENTS</b>	<b>55</b>	<b>1480</b>	<b>26.9</b>	<b>60</b>	<b>0</b>

FIELD GOALS	1-19	20-29	30-39	40-49	50+
Elam	0/0	10/10	10/10	6/8	1/1
<b>BRONCOS</b>	<b>0/0</b>	<b>10/10</b>	<b>10/10</b>	<b>6/8</b>	<b>1/1</b>
<b>OPPONENTS</b>	<b>0/0</b>	<b>12/12</b>	<b>8/9</b>	<b>11/14</b>	<b>3/7</b>

**ELAM:** (49G)(44N,23G,22G,39G)(23G)(43G,44G)(51G,22G)(32G,43N)(49G)(32G)(24G)(42G,38G)(31G)(37G,41G)(34G,33G)(30G,22G,30G)(24G)(22G,21G,22G)

**OPPONENTS:** (26G,44N,38G,29G,51G,48G,24G)(29G,45G)(37B)(24G)(54N,47G)(42G,30G,48G,37G)(40N,46G,29G)(55G,20G,51N)(24G,34G,29G,21G)(40N,53N,44G,23G,50G)(34G,35G)(49G,50N,38G)(46G)(46G,29G,46G,36G)

## 2006 DEFENSIVE STATS

(based on coaches' film review)

	TT	UT	A	S-YDS	I-YDS	PD	FF	FR
1 Wilson	113	88	25	1-5	0-0	6	1	0
2 Gold	101	77	24	0-0	0-0	4	1	0
3 Bailey	98	84	14	0-0	10-162	30	0	1
4 Lynch	97	64	33	0-0	0-0	5	2	1
5 Da. Williams	89	79	10	0-0	4-37	16	1	1
6 D.J. Williams	86	69	17	1-8	0-0	3	2	0
7 Myers	80	51	29	2-3	0-0	2	1	2
8 Ekuban	78	61	17	7-45.5	0-0	2	1	0
9 Foxworth	58	47	11	1-4	1-45	12	1	0
10 Engelberger	55	37	18	1-4	0-0	4	2	1
11 Lang	51	39	12	6-34	0-0	1	0	0
12 Warren	51	32	19	2.5-12	0-0	2	0	0
13 Veal	39	25	14	1.5-14	0-0	2	0	0
14 Ferguson	36	28	8	0-0	1-0	5	1	0
15 Chukwurah	20	11	9	4.5-20	0-0	1	0	0
16 Dumervil	19	15	4	8.5-56.5	0-0	0	2	3
17 Brandon	15	9	6	0-0	0-0	1	1	0
18 Paymah	14	14	0	0-0	0-0	2	0	0
19 Webster	13	7	6	0-0	0-0	0	0	0
20 Cox	11	10	1	0-0	1-0	5	0	1
21 Abdullah	4	3	1	0-0	0-0	0	0	0
22 Burns	2	1	1	0-0	0-0	0	0	0
Peterson	2	1	1	0-0	0-0	0	0	0
24 Burton	1	0	1	0-0	0-0	0	0	0
Green	1	1	0	0-0	0-0	0	0	0
<b>TOTALS</b>	<b>1134</b>	<b>853</b>	<b>281</b>	<b>35-202</b>	<b>17-244</b>	<b>103</b>	<b>17</b>	<b>10</b>

## 2006 GAMES STARTED

OFFENSE		DEFENSE	
QB Cutler, Jay	5	DE Ekuban, Ebenezer	15
QB Plummer, Jake	11	DE Engelberger, John	1
RB Bell, Mike	3	DE Lang, Kenard	16
RB Bell, Tatum	13	DT Myers, Michael	16
FB Johnson, Kyle	7	DT Veal, Demetris	1
FB Sapp, Cecil	1	DT Warren, Gerard	15
WR Marshall, Brandon	1	LB Gold, Ian	15
WR Smith, Rod	16	LB Webster, Nate	2
WR Walker, Javon	16	LB Williams, D.J.	15
TE Alexander, Stephen	14	LB Wilson, A.I.	15
TE Mustard, Chad	4	CB Bailey, Champ	16
TE Scheffler, Tony	5	CB Williams, Darrent	14
C Nalen, Tom	16	DB Foxworth, Domonique	5
T Foster, George	13	S Cox, Curome	4
T Lepsis, Matt	6	S Ferguson, Nick	10
T Meadows, Adam	3	S Lynch, John	16
T Pears, Erik	10		
G Carlisle, Cooper	16		
G Hamilton, Ben	16		

## 2006 COACHES

**Mike Shanahan** (Head Coach), **Mike Heimerdinger** (Asst. Head Coach), **Rick Dennison** (Offensive Coordinator), **Larry Cory** (Defensive Coordinator), **Jeremy Bates** (Offensive Asst.), **Chip Beake** (Quality Control), **Ronnie Bradford** (Special Teams), **Tim Brewster** (Tight Ends), **Jacob Burrey** (Defensive Line/Ends), **Kirk Doll** (Linebackers), **Thomas McGaughey** (Special Teams Asst.), **Pat McPherson** (Quarterbacks), **Andre Patterson** (Defensive Line/Tackles), **Jim Ryan** (Defensive Asst.), **Greg Saporta** (Asst. Strength & Conditioning), **Bob Slowik** (Defensive Backs), **Ryan Slowik** (Defensive Asst.), **Cedric Smith** (Asst. Strength & Conditioning), **Jimmy Spencer** (Asst. Defensive Backs), **Bobby Turner** (Running Backs), **Rich Tulen** (Strength & Conditioning), **Steve Watson** (Wide Receivers).

## 2006 LEADERS / RANKINGS

INDIVIDUAL	PLAYER	NO.	AFC RANK	NFL RANK	NFL LEADER	NO.
Points	Elam	115	51	101	Tomlinson (SD)	186
Rushing Yards	T. Bell	1,025	9	22	Tomlinson (SD)	1,815
Passing Yards	Plummer	1,994	13	27	Brees (NO)	4,418
Passer Rating	Plummer	68.8	13	28	Manning (IND)	101.0
Receiving Yards	Walker	1,084	7	15	C. Johnson (CIN)	1,369
Receptions	Walker	69	14	28	A. Johnson (HOU)	103
Interceptions	Bailey	10	11	11	Bailey (DEN)/Samuel (NE)	10
Sacks	Dumervil	8.5	15	22	Merriman (SD)	17.0
OFFENSE		NO.	AFC RANK	NFL RANK	NFL LEADER	NO.
Points Per Game		19.9	10	17	San Diego	30.8
Total Yards Per Game		309.4	10	21	New Orleans	391.5
Yards Per Play		5.1	9	18	Philadelphia	6.2
Rushing Yards Per Game		134.5	4	8	Atlanta	183.7
Net Passing Yards Per Game		174.9	12	25	New Orleans	281.4
DEFENSE		NO.	AFC RANK	NFL RANK	NFL LEADER	NO.
Points Per Game		19.1	7	81	Baltimore	12.6
Total Yards Per Game		326.4	8	14	Baltimore	264.1
Yards Per Play		5.1	8	12	Baltimore	4.5
Rushing Yards Per Game		113.3	7	12	Minnesota	61.6
Net Passing Yards Per Game		213.1	13	21	Oakland	150.8

## 2006 KEY AWARDS

**Pro Bowl (3):** CB Champ Bailey, S John Lynch, LB A.I. Wilson. **AP All-Pro (2):** CB Champ Bailey (first team), LB A.I. Wilson (second team).

## 2006 NFL STANDINGS

### AFC EAST

Team	W	L	T	Pct	PF	PA
y-New England	12	4	0	.750	385	237
x-New York Jets	10	6	0	.625	316	295
Buffalo	7	9	0	.438	300	311
Miami	6	10	0	.375	260	283

### AFC NORTH

Team	W	L	T	Pct	PF	PA
yz-Baltimore	13	3	0	.813	353	201
Cincinnati	8	8	0	.500	373	331
Pittsburgh	8	8	0	.500	353	315
Cleveland	4	12	0	.250	238	356

### AFC SOUTH

Team	W	L	T	Pct	PF	PA
y-Indianapolis	12	4	0	.750	427	360
Tennessee	8	8	0	.500	324	400
Jacksonville	8	8	0	.500	371	274
Houston	6	10	0	.375	267	366

### AFC WEST

Team	W	L	T	Pct	PF	PA
*yz-San Diego	14	2	0	.875	492	303
x-Kansas City	9	7	0	.563	331	315
Denver	9	7	0	.563	319	305
Oakland	2	14	0	.125	168	332

### NFC EAST

Team	W	L	T	Pct	PF	PA
y-Philadelphia	10	6	0	.625	398	328
x-Dallas	9	7	0	.563	425	350
x-New York Giants	8	8	0	.500	355	362
Washington	5	11	0	.313	307	376

### NFC NORTH

Team	W	L	T	Pct	PF	PA
*yz-Chicago	13	3	0	.813	427	255
Green Bay	8	8	0	.500	301	366
Minnesota	6	10	0	.375	282	327
Detroit	3	13	0	.188	305	398

### NFC SOUTH

Team	W	L	T	Pct	PF	PA
yz-New Orleans	10	6	0	.625	413	322
Carolina	8	8	0	.500	270	305
Atlanta	7	9	0	.438	292	328
Tampa Bay	4	12	0	.250	211	353

### NFC WEST

Team	W	L	T	Pct	PF	PA
y-Seattle	9	7	0	.563	335	341
St. Louis	8	8	0	.500	367	381
San Francisco	7	9	0	.438	298	412
Arizona	5	11	0	.313	314	389

x - Playoffs; y - Division Title; z - First-round Bye; \* - Home-field Advantage

## WILD CARD PLAYOFF GAMES

1/6 - at Indianapolis 23, Kansas City 8  
1/6 - at Seattle 21, Dallas 20  
1/7 - at New England 37, New York Jets 16  
1/7 - at Philadelphia 23, New York Giants 20

## DIVISIONAL PLAYOFF GAMES

1/13 - Indianapolis 15, at Baltimore 6  
1/13 - at New Orleans 27, Philadelphia 24  
1/14 - at Chicago 27, Seattle 24 (OT)  
1/14 - New England 24, at San Diego 21

## CONFERENCE CHAMPIONSHIPS

1/21 - at Chicago 39, New Orleans 14  
1/21 - at Indianapolis 38, New England 34

## SUPER BOWL XLI (SOUTH FLORIDA)

2/4 - Indianapolis 29, Chicago 17

## 2005 FINAL STATISTICS (13-3)

**Head Coach:** Mike Shanahan    **AFC West:** 1st    **Home Stadium:** INVESCO Field at Mile High

Date	W-L	Score	Opponent	Attendance	RUSHING	No.	Yds.	Avg.	Long	TD
Sept 11	L	10-34	at Miami	72,324	M. Anderson	239	1014	4.2	44t	12
Sept 18	W	20-17	San Diego	75,310	Bell	173	921	5.3	68	8
Sept 26	W	30-10	Kansas City	76,381	Dayne	53	270	5.1	55	1
Oct 2	W	20-7	at Jacksonville	66,045	Plummer	46	151	3.3	22	2
Oct 9	W	21-19	Washington	75,880	Lelie	5	84	16.8	39	0
Oct 16	W	28-20	New England	76,571	Van Pelt	11	48	4.4	11	1
Oct 23	L	23-24	at New York Giants	78,516	Sapp	5	21	4.2	10	0
Oct 30	W	49-21	Philadelphia	76,530	Adams	5	14	2.8	13	0
Nov 13	W	31-17	at Oakland	62,779	Johnson	4	9	2.3	4	1
Nov 20	W	27-0	New York Jets	76,255	Smith	1	7	7.0	7	0
Nov 24	W	24-21	at Dallas (OT)	63,273	<b>BRONCOS</b>	<b>542</b>	<b>2539</b>	<b>4.7</b>	<b>68</b>	<b>25</b>
Dec 4	L	27-31	at Kansas City	78,261	<b>OPPONENTS</b>	<b>344</b>	<b>1363</b>	<b>4.0</b>	<b>61</b>	<b>10</b>
Dec 11	W	12-10	Baltimore	75,651						
Dec 17	W	28-17	at Buffalo	71,887						
Dec 24	W	22-3	Oakland	76,212						
Dec 31	W	23-7	at San Diego	65,513						

TEAM STATISTICS				Den	Opp
TOTAL FIRST DOWNS				330	295
Rushing				145	82
Passing				162	183
Penalty				23	30
3RD DOWN: MADE/ATT				76/210	76/207
3rd Down Pct.				36.2	36.7
4TH DOWN: MADE/ATT				14/19	10/19
4th Down Pct.				73.7	52.6
POSSESSION AVG.				32:37	27:23
TOTAL NET YARDS				5766	5006
Avg. Per Game				360.4	312.9
Total Plays				1030	985
Avg. Per Play				5.6	5.1
NET YARDS RUSHING				2539	1363
Avg. Per Game				158.7	85.2
Total Rushes				542	344
NET YARDS PASSING				3227	3643
Avg. Per Game				201.7	227.7
Sacked/Yards Lost				23/146	28/190
Gross Yards				3373	3833
Att./Completions				465/279	613/344
Completion Pct.				60.0	56.1
Had Intercepted				7	20
PUNTS/AVERAGE				73/43.2	81/44.9
NET PUNTING AVG.				73/38.0	81/38.2
PENALTIES/YARDS				97/756	139/989
FUMBLES/BALL LOST				19/9	29/16
TOUCHDOWNS				46	31
Rushing				25	10
Passing				18	20
Returns				3	1

SCORE BY PERIODS				1	2	3	4	OT	PTS
BRONCOS				81	143	83	85	3	395
OPPONENTS				44	61	37	116	0	258

SCORING				TD	Ru	Pa	Ret	PAT	FG	S	PTS
Elam				0	0	0	0	43/44	24/32	0	115
M. Anderson				13	12	1	0	0	0	0	78
Bell				8	8	0	0	0	0	0	48
Johnson				6	1	5	0	0	0	0	36
Smith				6	0	6	0	0	0	0	36
Bailey				2	0	0	2	0	0	0	12
Carswell				2	0	2	0	0	0	0	12
Plummer				2	2	0	0	0	0	0	12
S. Alexander				1	0	1	0	0	0	0	6
Dayne				1	1	0	0	0	0	0	6
Devoe				1	0	1	0	0	0	0	6
Duke				1	0	1	0	0	0	0	6
Lelie				1	0	1	0	0	0	0	6
Van Pelt				1	1	0	0	0	0	0	6
Da. Williams				1	0	0	1	0	0	0	6
Putzier				0	0	0	0	0	0	0	2
Veal				0	0	0	0	0	0	0	2
<b>BRONCOS</b>				<b>46</b>	<b>25</b>	<b>18</b>	<b>3</b>	<b>43/44</b>	<b>24/32</b>	<b>1</b>	<b>395</b>
<b>OPPONENTS</b>				<b>31</b>	<b>10</b>	<b>20</b>	<b>1</b>	<b>30/30</b>	<b>14/18</b>	<b>0</b>	<b>258</b>

KICKOFF RETURNS				No.	Yds.	Avg.	Long	TD
Da. Williams				18	431	23.9	36	0
R. Alexander				12	261	21.8	31	0
Adams				10	218	21.8	32	0
Sapp				2	28	14.0	20	0
M. Anderson				1	18	18.0	18	0
Carswell				1	0	0.0	0	0
Engelberger				1	5	5.0	5	0
Johnson				1	8	8.0	8	0
Veal				1	6	6.0	6	0
<b>BRONCOS</b>				<b>47</b>	<b>975</b>	<b>20.7</b>	<b>36</b>	<b>0</b>
<b>OPPONENTS</b>				<b>67</b>	<b>1696</b>	<b>25.3</b>	<b>87</b>	<b>0</b>

FIELD GOALS				1-19	20-29	30-39	40-49	50+
Elam				0/0	9/10	5/5	9/13	1/4
<b>BRONCOS</b>				<b>0/0</b>	<b>9/10</b>	<b>5/5</b>	<b>9/13</b>	<b>1/4</b>
<b>OPPONENTS</b>				<b>0/0</b>	<b>3/3</b>	<b>6/8</b>	<b>4/5</b>	<b>1/2</b>

**ELAM:** (28G)(45G,53N,53N,41G)(30G,51G,25G,46N)(41N,46B,33G,42G)  
 ((49G,42G,27G,49N))((22G,38G,25G)(26G,47G)(24G)(22G,40G)  
 (47G,48G))((29G,33G,34G,52N)(28N)

**OPPONENTS:** (29G,44G)(42G)(28G))((34G,38B,36G) (39G,53N,38G)  
 (52G))((45N,40G))((34N)(34G)(29G) (31G)(43G))

PASSING				Att.	Comp.	Yds.	Comp.%	Yds/Att.	TD	TD%	Int	Int%	Long	Sack/Lost	Rating
Plummer				456	277	3366	60.7	7.38	18	3.9	7	1.5	72	22/135	90.2
Van Pelt				8	2	7	25.0	0.88	0	0.0	0	0.0	5	0/0	39.6
Smith				1	0	0	0.0	0.00	0	0.0	0	0.0	0	1/11	39.6
<b>BRONCOS</b>				<b>465</b>	<b>279</b>	<b>3373</b>	<b>60.0</b>	<b>7.25</b>	<b>18</b>	<b>3.9</b>	<b>7</b>	<b>1.5</b>	<b>72</b>	<b>23/146</b>	<b>88.9</b>
<b>OPPONENTS</b>				<b>613</b>	<b>344</b>	<b>3833</b>	<b>56.1</b>	<b>6.25</b>	<b>20</b>	<b>3.3</b>	<b>20</b>	<b>3.3</b>	<b>91t</b>	<b>28/190</b>	<b>72.2</b>

## 2005 DEFENSIVE STATS

(based on coaches' film review)

	TT	UT	A	S-YDS	I-YDS	PD	FF	FR
1 Gold	106	81	25	3-17	0-0	5	4	2
2 Wilson	90	72	18	3-12	0-0	9	2	1
3 Ferguson	81	62	19	0-0	5-59	12	2	1
4 Bailey	72	62	10	0-0	8-139	28	2	0
5 Lynch	69	47	22	4-41	2-2	8	4	0
6 D.J. Williams	68	44	24	0-0	0-0	5	1	0
7 Foxworth	66	59	7	0-0	2-23	18	1	1
8 Da. Williams	58	52	6	1-8	2-108	12	1	1
9 Myers	50	28	22	1-10	0-0	2	0	1
10 Warren	42	22	20	3-25	0-0	3	1	0
11 Ekuban	41	28	13	4-21	0-0	2	0	1
12 Pryce	41	35	6	4-22	0-0	1	1	0
13 Brown	38	30	8	2-14	0-0	1	0	2
14 Veal	33	23	10	1-14	0-0	0	0	1
15 Engelberger	24	17	7	0-0	0-0	0	0	0
16 Brandon	20	13	7	0-0	0-0	3	0	1
17 Walls	16	16	0	0-0	0-0	6	1	0
18 Cox	11	9	2	0-0	1-48	5	0	0
19 Coleman	10	6	4	1-6	0-0	1	0	0
20 Paymah	3	2	1	0-0	0-0	0	0	0
21 Burns	2	0	2	0-0	0-0	0	0	0
22 Chukwurah	2	1	1	0-0	0-0	0	0	0
23 Pope	2	2	0	0-0	0-0	0	0	0
24 Team	0	0	0	1-0	0-0	0	0	0
<b>TOTALS</b>	<b>945</b>	<b>711</b>	<b>234</b>	<b>28-190</b>	<b>20-379</b>	<b>121</b>	<b>20</b>	<b>12</b>

## 2005 GAMES STARTED

OFFENSE	DEFENSE
QB Plummer, Jake	16 DE Brown, Courtney
RB Anderson, Mike	15 DE Ekuban, Ebenezer
RB Bell, Tatum	1 DE Pryce, Trevor
FB Johnson, Kyle	14 DT Myers, Michael
WR Adams, Charlie	2 DT Warren, Gerard
WR Lelie, Ashley	13 LB Burns, Keith
WR Smith, Rod	16 LB Gold, Ian
TE Alexander, Stephen	15 LB Williams, D.J.
TE Putzler, Jeb	4 LB Wilson, Al
C Nalen, Tom	16 CB Bailey, Champ
T Foster, George	16 CB Foxworth, Dominique
T Lepsis, Matt	16 CB Walls, Lenny
G Carlisle, Cooper	16 CB Williams, Darrent
G Hamilton, Ben	16 S Cox, Curume
	16 S Ferguson, Nick
	16 S Lynch, John

## 2005 COACHES

**Mike Shanahan** (Head Coach), **Gary Kubiak** (Offensive Coordinator), **Larry Coyer** (Defensive Coordinator), **Ronnie Bradford** (Special Teams), **Tim Brewster** (Tight Ends), **Jacob Burney** (Defensive Line/Ends), **Troy Calhoun** (Asst. to Head Coach), **Rick Dennison** (Offensive Line), **Kirk Doll** (Linebackers), **Thomas McGaughey** (Special Teams Asst.), **Pat McPherson** (Quarterbacks), **Andre Patterson** (Defensive Line/Tackles), **Jim Ryan** (Defensive Asst.), **Greg Saporta** (Asst. Strength & Conditioning), **Bob Slowik** (Defensive Backs), **Ryan Slowik** (Defensive Asst.), **Cedric Smith** (Asst. Strength & Conditioning), **Jimmy Spencer** (Asst. Defensive Backs), **Bobby Turner** (Running Backs), **Rich Tulen** (Strength & Conditioning), **Steve Watson** (Wide Receivers).

## 2005 LEADERS / RANKINGS

INDIVIDUAL	PLAYER	NO.	AFC RANK	NFL RANK	NFL LEADER	NO.
Points	Elam	115	7	12	Alexander (SEA)	168
Rushing Yards	Anderson	1,014	9	16	Alexander (SEA)	1,880
Passing Yards	Plummer	3,366	7	12	Brady (NE)	4,110
Passer Rating	Plummer	90.2	5	7	Manning (IND)	104.1
Receiving Yards	Smith	1,105	4	13	Smith (CAR)	1,563
Receptions	Smith	85	4	9	Smith (CAR)/Rogers (ARI)	103
Interceptions	Bailey	8	3	4t	Law (NYJ)/O'Neal (CIN)	10
Sacks	Three Players	4	40t	78t	Burgess (OAK)	16.0

OFFENSE	NO.	AFC RANK	NFL RANK	NFL LEADER	NO.
Points Per Game	24.7	5	7	Seattle	28.3
Total Yards Per Game	360.4	3	5	Kansas City	387.0
Yards Per Play	5.6	4	5	Kansas City	5.8
Rushing Yards Per Game	158.7	1	2	Atlanta	159.1
Net Passing Yards Per Game	201.7	9	18	Arizona	277.3

DEFENSE	NO.	AFC RANK	NFL RANK	NFL LEADER	NO.
Points Per Game	16.1	2t	3t	Chicago	12.6
Total Yards Per Game	312.9	7	15	Tampa Bay	277.8
Yards Per Play	5.1	8	18	Chicago	4.4
Rushing Yards Per Game	85.2	2	2	San Diego	84.3
Net Passing Yards Per Game	227.7	14	29	Green Bay	167.5

## 2005 KEY AWARDS

**Pro Bowl (4):** CB Champ Bailey, S John Lynch, WR Rod Smith, LB Al Wilson. **AP All-Pro (2):** CB Champ Bailey (first team), LB Al Wilson (first team).

## 2005 NFL STANDINGS

### AFC EAST

Team	W	L	T	Pct	PF	PA
y-New England	10	6	0	.625	379	338
Miami	9	7	0	.563	318	317
Buffalo	5	11	0	.313	271	367
New York Jets	4	12	0	.250	240	355

### AFC NORTH

Team	W	L	T	Pct	PF	PA
y-Cincinnati	11	5	0	.688	421	350
x-Pittsburgh	11	5	0	.688	389	258
Baltimore	6	10	0	.375	265	299
Cleveland	6	10	0	.375	232	301

### AFC SOUTH

Team	W	L	T	Pct	PF	PA
*yz-Indianapolis	14	2	0	.875	439	247
x-Jacksonville	12	4	0	.750	361	269
Tennessee	4	12	0	.250	299	421
Houston	2	14	0	.125	260	431

### AFC WEST

Team	W	L	T	Pct	PF	PA
yz-Denver	13	3	0	.813	395	258
Kansas City	10	6	0	.625	403	325
San Diego	9	7	0	.563	418	312
Oakland	4	12	0	.250	290	383

### NFC EAST

Team	W	L	T	Pct	PF	PA
y-New York Giants	11	5	0	.688	422	314
x-Washington	10	6	0	.625	359	293
Dallas	9	7	0	.563	325	308
Philadelphia	6	10	0	.375	310	388

### NFC NORTH

Team	W	L	T	Pct	PF	PA
yz-Chicago	11	5	0	.688	260	202
Minnesota	9	7	0	.563	306	344
Detroit	5	11	0	.313	254	345
Green Bay	4	12	0	.250	298	344

### NFC SOUTH

Team	W	L	T	Pct	PF	PA
y-Tampa Bay	11	5	0	.688	300	274
x-Carolina	11	5	0	.688	391	259
Atlanta	8	8	0	.500	351	341
New Orleans	3	13	0	.188	235	398

### NFC WEST

Team	W	L	T	Pct	PF	PA
*yz-Seattle	13	3	0	.813	452	271
St. Louis	6	10	0	.375	363	429
Arizona	5	11	0	.313	311	387
San Francisco	4	12	0	.250	239	428

x - Playoffs; y - Division Title; z - First-round Bye; \* - Home-field Advantage

## WILD CARD PLAYOFF GAMES

1/7 - Washington 17, at Tampa Bay 10  
1/7 - at New England 28, Jacksonville 3  
1/8 - Carolina 23, at New York Giants 0  
1/8 - Pittsburgh 31, at Cincinnati 17

## DIVISIONAL PLAYOFF GAMES

1/14 - at Seattle 20, Washington 10  
1/14 - at Denver 27, New England 13  
1/15 - Pittsburgh 21, at Indianapolis 18  
1/15 - Carolina 29, at Chicago 21

## CONFERENCE CHAMPIONSHIPS

1/22 - Pittsburgh 34, at Denver 17  
1/22 - at Seattle 34, Carolina 14

## SUPER BOWL XL (DETROIT)

2/5 - Pittsburgh 21, Seattle 10

## 2004 FINAL STATISTICS (10-6)

**Head Coach:** Mike Shanahan    **AFC West:** 2nd    **Home Stadium:** INVESCO Field at Mile High

Date	W-L	Score	Opponent	Attendance	RUSHING	No.	Yds.	Avg.	Long	TD
Sept 12	W	34-24	Kansas City	75,939	Droughns	275	1240	4.5	51t	6
Sept 19	L	6-7	at Jacksonville	69,127	Bell	75	396	5.3	29	3
Sept 26	W	23-13	San Diego	74,533	Griffin	85	311	3.7	47t	2
Oct 3	W	16-13	at Tampa Bay	65,341	Plummer	62	202	3.3	22	1
Oct 10	W	20-17	Carolina	75,072	Hearst	20	81	4.1	11	1
Oct 17	W	31-3	at Oakland	62,507	Smith	5	33	6.6	14	0
Oct 25	L	10-23	at Cincinnati	65,806	Watts	5	33	6.6	10	0
Oct 31	L	28-41	Atlanta	75,083	Sapp	4	32	8.0	18	0
Nov 7	W	31-13	Houston	74,292	Lelie	3	5	1.7	8	0
Nov 21	W	34-13	at New Orleans	64,900	<b>BRONCOS</b>	<b>534</b>	<b>2333</b>	<b>4.4</b>	<b>51t</b>	<b>13</b>
Nov 28	L	24-25	Oakland	75,936	<b>OPPONENTS</b>	<b>396</b>	<b>1512</b>	<b>3.8</b>	<b>44</b>	<b>16</b>
Dec 5	L	17-20	at San Diego	65,395	<b>RECEIVING</b>	<b>No.</b>	<b>Yds.</b>	<b>Avg.</b>	<b>Long</b>	<b>TD</b>
Dec 12	W	20-17	Miami	75,027	Smith	79	1144	14.5	85t	7
Dec 19	L	17-45	at Kansas City	77,702	Lelie	54	1084	20.1	58	7
Dec 25	W	37-16	at Tennessee	68,809	Putzier	36	572	15.9	39	2
Jan 2	W	33-14	Indianapolis	75,149	Droughns	32	241	7.5	23t	2
					Watts	31	385	12.4	28	1
					Carswell	22	198	9.0	20	1
					Griffin	10	68	6.8	22	1
					K. Johnson	9	126	14.0	31	2
					Jackson	8	73	9.1	20	0
					Hape	8	35	4.4	11	4
					Luke	6	52	8.7	12	0
					Bell	5	80	16.0	58	0
					Hearst	2	20	10.0	15	0
					Bailey	1	11	11.0	11	0
					<b>BRONCOS</b>	<b>303</b>	<b>4089</b>	<b>13.5</b>	<b>85t</b>	<b>27</b>
					<b>OPPONENTS</b>	<b>272</b>	<b>3213</b>	<b>11.8</b>	<b>71t</b>	<b>17</b>

TEAM STATISTICS	Den	Opp
TOTAL FIRST DOWNS	351	235
Rushing	127	83
Passing	184	130
Penalty	40	22
3RD DOWN: MADE/ATT	78/206	65/209
3rd Down Pct.	37.9	31.1
4TH DOWN: MADE/ATT	7/14	5/14
4th Down Pct.	50.0	35.7
POSSESSION AVG.	32:38	27:23
TOTAL NET YARDS	6332	4459
Avg. Per Game	395.8	278.7
Total Plays	1070	918
Avg. Per Play	5.9	4.9
NET YARDS RUSHING	2333	1512
Avg. Per Game	145.8	94.5
Total Rushes	534	396
NET YARDS PASSING	3999	2947
Avg. Per Game	249.9	184.2
Sacked/Yards Lost	15/90	38/266
Gross Yards	4089	3213
Att./Completions	521/303	484/272
Completion Pct.	58.2	56.2
Had Intercepted	20	12
PUNTS/AVERAGE	70/40.7	95/44.7
NET PUNTING AVG.	70/34.3	95/38.2
PENALTIES/YARDS	93/880	120/1062
FUMBLES/BALL LOST	23/9	24/8
TOUCHDOWNS	42	35
Rushing	13	16
Passing	27	17
Returns	2	2

SCORE BY PERIODS	1	2	3	4	OT	PTS
<b>BRONCOS</b>	102	138	50	91	0	381
<b>OPPONENTS</b>	68	121	67	48	0	304

SCORING	TD	Ru	Pa	Ret	PAT	FG	S	PTS
Elam	0	0	0	0	42/42	29/34	0	129
Droughns	8	6	2	0	0	0	0	48
Lelie	7	0	7	0	0	0	0	42
Smith	7	0	7	0	0	0	0	42
Hape	4	0	4	0	0	0	0	24
Bell	3	3	0	0	0	0	0	18
Griffin	3	2	1	0	0	0	0	18
K. Johnson	2	0	2	0	0	0	0	12
Putzier	2	0	2	0	0	0	0	12
Carswell	1	0	1	0	0	0	0	6
Hearst	1	1	0	0	0	0	0	6
E. Johnson	1	0	0	1	0	0	0	6
Plummer	1	1	0	0	0	0	0	6
Watts	1	0	1	0	0	0	0	6
Wilson	1	0	0	1	0	0	0	6
<b>BRONCOS</b>	<b>42</b>	<b>13</b>	<b>27</b>	<b>2</b>	<b>42/42</b>	<b>29/34</b>	<b>0</b>	<b>381</b>
<b>OPPONENTS</b>	<b>35</b>	<b>16</b>	<b>17</b>	<b>2</b>	<b>31/32</b>	<b>21/26</b>	<b>0</b>	<b>304</b>

**2-PT. CONVERSIONS: BRONCOS 0-0, OPPONENTS 0-3**

**SACKS:** Hayward 10.5, E. Johnson 3.0, Palepoi LG 3.0, Palepoi TM 3.0, Coleman 2.5, Fatafehi 2.5, Wilson 2.5, Ellis 2.0, K. Kennedy 2.0, Lynch 2.0, Williams 2.0, Chukwura 1.0, Herndon 1.0, R. Johnson 1.0, Middlebrooks 1.0, Pope 1.0, Spragan 1.0, **BRONCOS 38.0, OPPONENTS 15.0**

PASSING	Att.	Comp.	Yds.	Comp.%	Yds/Att.	TD	TD%	Int	Int%	Longs	Sack/Lost	Rating
Plummer	521	303	4089	58.2	7.85	27	5.2	20	3.8	85t	15/90	84.5
<b>BRONCOS</b>	<b>521</b>	<b>303</b>	<b>4089</b>	<b>58.2</b>	<b>7.85</b>	<b>27</b>	<b>5.2</b>	<b>20</b>	<b>3.8</b>	<b>85t</b>	<b>15/90</b>	<b>84.5</b>
<b>OPPONENTS</b>	<b>484</b>	<b>272</b>	<b>3213</b>	<b>56.2</b>	<b>6.64</b>	<b>17</b>	<b>3.5</b>	<b>12</b>	<b>2.5</b>	<b>71t</b>	<b>38/266</b>	<b>78.0</b>

RECEIVING	No.	Yds.	Avg.	Long	TD
Smith	79	1144	14.5	85t	7
Lelie	54	1084	20.1	58	7
Putzier	36	572	15.9	39	2
Droughns	32	241	7.5	23t	2
Watts	31	385	12.4	28	1
Carswell	22	198	9.0	20	1
Griffin	10	68	6.8	22	1
K. Johnson	9	126	14.0	31	2
Jackson	8	73	9.1	20	0
Hape	8	35	4.4	11	4
Luke	6	52	8.7	12	0
Bell	5	80	16.0	58	0
Hearst	2	20	10.0	15	0
Bailey	1	11	11.0	11	0
<b>BRONCOS</b>	<b>303</b>	<b>4089</b>	<b>13.5</b>	<b>85t</b>	<b>27</b>
<b>OPPONENTS</b>	<b>272</b>	<b>3213</b>	<b>11.8</b>	<b>71t</b>	<b>17</b>

INTERCEPTIONS	No.	Yds.	Avg.	Long	TD
Bailey	3	0	0.0	0	0
Herndon	2	17	8.5	15	0
Wilson	2	17	8.5	10	1
Hayward	1	76	76.0	76	0
E. Johnson	1	32	32.0	32t	1
K. Kennedy	1	21	21.0	21	0
Williams	1	10	10.0	10	0
Lynch	1	2	2.0	2	0
<b>BRONCOS</b>	<b>12</b>	<b>175</b>	<b>14.6</b>	<b>76</b>	<b>2</b>
<b>OPPONENTS</b>	<b>20</b>	<b>344</b>	<b>17.2</b>	<b>97</b>	<b>1</b>

PUNTING	No.	Yds.	Avg.	Net	TB	In20	Long	B
Knorr	54	2243	41.5	34.2	6	12	66	1
Baker LG	24	931	38.8	31.6	1	10	52	0
Baker TM	15	591	39.4	34.4	1	7	48	0
<b>BRONCOS</b>	<b>70</b>	<b>2834</b>	<b>40.5</b>	<b>34.3</b>	<b>7</b>	<b>19</b>	<b>66</b>	<b>1</b>
<b>OPPONENTS</b>	<b>95</b>	<b>4250</b>	<b>44.7</b>	<b>38.2</b>	<b>11</b>	<b>36</b>	<b>65</b>	<b>0</b>

PUNT RETURNS	No.	FC	Yds.	Avg.	Long	TD
Smith	22	8	223	10.1	30	0
Luke	19	8	135	7.1	21	0
Adams	2	1	42	21.0	39	0
<b>BRONCOS</b>	<b>43</b>	<b>17</b>	<b>400</b>	<b>9.3</b>	<b>39</b>	<b>0</b>
<b>OPPONENTS</b>	<b>32</b>	<b>11</b>	<b>295</b>	<b>9.2</b>	<b>50</b>	<b>0</b>

KICKOFF RETURNS	No.	Yds.	Avg.	Long	TD
R. Alexander	19	386	20.3	32	0
Luke	15	306	20.4	32	0
Droughns	14	344	24.6	48	0
Griffin	4	52	13.0	21	0
Sapp	1	34	34.0	34	0
<b>BRONCOS</b>	<b>53</b>	<b>1122</b>	<b>21.2</b>	<b>48</b>	<b>0</b>
<b>OPPONENTS</b>	<b>68</b>	<b>1635</b>	<b>24.0</b>	<b>97t</b>	<b>1</b>

FIELD GOALS	1-19	20-29	30-39	40-49	50+
Elam	0/0	10/10	7/8	9/12	3/4
<b>BRONCOS</b>	<b>0/0</b>	<b>10/10</b>	<b>7/8</b>	<b>9/12</b>	<b>3/4</b>
<b>OPPONENTS</b>	<b>0/0</b>	<b>6/6</b>	<b>7/8</b>	<b>3/5</b>	<b>5/7</b>

**ELAM:** (43G,45G)(44G,22G,51N)(22G,23G,43G)(49G,50G,23G)(32G,33G)(33G)(49N,29G)(52G)(48G,34G)(32G,43B)(43N,31G)(20G,50G)(27G)(22G,34N, 22G,30G)(45G,23G,40G,40G)

**OPPONENTS:** (58N,50G)(23G,51G)(28G,30G)(53G, 52N)(35G)(53G,34G,35G)(24G,43G,49N)(37N)(24G,36G)(48N)(23G,23G)(32G)(39G)(44G,43G,50G)(1)

## 2004 DEFENSIVE STATS

(based on coaches' film review)

	TT	UT	A	S-YDS	I-YDS	PD	FF	FR
1 Williams	114	82	32	2-13	1-10	9	1	0
2 Wilson	109	73	36	2.5-20	2-17	4	2	0
3 Kennedy	90	73	17	2-15	1-24	6	2	1
4 Bailey	84	74	10	0-0	3-0	13	0	0
5 Herndon	77	64	13	1-5	2-17	20	3	1
6 Lynch	76	56	20	2-17	1-2	10	3	0
7 Spragan	65	40	25	1-1	0-0	3	1	1
8 Hayward	60	45	15	10.5-73.5	1-76	5	1	1
9 Coleman	46	29	17	2.5-14.5	0-0	1	1	1
10 Fatafeh	31	20	11	2.5-22	0-0	1	0	1
11 Pope	30	22	8	1-2	0-0	1	0	0
12 Palepoi	25	17	8	3-19	0-0	3	0	0
13 E. Johnson	24	16	8	3-26	1-32	1	0	0
14 Walls	21	18	3	0-0	0-0	2	1	0
15 R. Johnson	18	11	7	1-12	0-0	2	1	0
16 Middlebrooks	17	16	1	1-3	0-0	10	0	1
17 Ferguson	16	15	1	0-0	0-0	1	0	0
18 Ellis	6	6	0	2-11	0-0	0	0	0
R. Alexander	6	5	1	0-0	0-0	0	0	0
20 Chukwurah	4	3	1	1-12	0-0	1	1	0
21 Holland	2	2	0	0-0	0-0	1	0	0
Pryce	2	2	0	0-0	0-0	1	0	0
Pierce	2	0	2	0-0	0-0	0	0	0
<b>TOTALS</b>	<b>925</b>	<b>689</b>	<b>236</b>	<b>38-266</b>	<b>12-175</b>	<b>95</b>	<b>17</b>	<b>7</b>

## 2004 GAMES STARTED

### OFFENSE

QB Plummer, Jake	16	DE Coleman, Marco	16
RB Droughns, Reuben	15	DE Hayward, Reggie	15
RB Griffin, Quentin	4	DE Johnson, Raylee	1
FB Johnson, Kyle	3	DE Pryce, Trevor	1
WR Lelle, Ashley	16	DT Fatafeh, Mario	16
WR Smith, Rod	16	DT Pope, Monsanto	15
WR Watts, Darius	2	LB Spragan, Donnie	14
TE Carswell, Dwayne	14	LB Williams, D.J.	14
TE Hape, Patrick	5	LB Wilson, Al	16
TE Puttler, Jeb	5	CB Alexander, Roc	1
C Nalen, Tom	16	CB Bailey, Champ	16
T Foster, George	16	CB Herndon, Kelly	16
T Lepsis, Matt	16	CB Middlebrooks, Willie	2
G Neil, Dan	12	CB Walls, Lenny	1
G Hamilton, Ben	16	S Ferguson, Nick	1
G Carlisle, Cooper	3	S Kennedy, Kenoy	16
		S Lynch, John	15

## 2004 COACHES

Mike Shanahan (Head Coach), Gary Kubiak (Offensive Coordinator), Larry Coyer (Defensive Coordinator), Ronnie Bradford (Special Teams), Jacob Burney (Defensive Line), Troy Calhoun (Offensive Asst./Special Teams), Rick Dennison (Offensive Line), Kirk Doll (Assistant Defensive Backs), David Gibbs (Defensive Backs - through 11/10), Pat McPherson (Quarterbacks), Keith Millard (Asst. Defensive Line/Pass Rush Specialist), Brian Pariani (Tight Ends), Greg Saporta (Asst. Strength & Conditioning), Cedric Smith (Asst. Strength & Conditioning), Jimmy Spencer (Defensive Backs), Bobby Turner (Running Backs), Rich Tulen (Strength & Conditioning), Steve Watson (Wide Receivers).

## 2004 LEADERS / RANKINGS

INDIVIDUAL	PLAYER	NO.	AFC RANK	NFL RANK	NFL LEADER	NO.
Points	Elam	129	2	2	Vinateri (NE)	141
Rushing Yards	Droughns	1,240	6	9	Martin (NYJ)	1,679
Passing Yards	Plummer	4,089	3	4	Culpepper (MIN)	4,717
Passer Rating	Plummer	84.5	8	15	Manning (IND)	121.1
Receiving Yards	Smith	1,144	7	16	Muhammad (CAR)	1,405
Receptions	Smith	79	9	20	Mason (TEN)	92
Interceptions	Bailey	3	26	48	Reed (BAL)	9
Sacks	Hayward	10.5	3	13	Freney (IND)	16.0
OFFENSE		NO.	AFC RANK	NFL RANK	NFL LEADER	NO.
Points Per Game		23.8	6	9	Indianapolis	32.6
Total Yards Per Game		395.8	3	5	Kansas City	418.4
Yards Per Play		5.9	3	5	Indianapolis	6.7
Rushing Yards Per Game		145.8	3	4	Atlanta	167.0
Net Passing Yards Per Game		249.8	3	6	Indianapolis	288.9
DEFENSE		NO.	AFC RANK	NFL RANK	NFL LEADER	NO.
Points Per Game		18.6	7	10	Pittsburgh	14.6
Total Yards Per Game		278.7	3	4	Pittsburgh	258.4
Yards Per Play		4.9	5	7	Buffalo	4.3
Rushing Yards Per Game		94.5	3	4	Pittsburgh	81.2
Net Passing Yards Per Game		184.2	5	6	Miami	162.0

## 2004 KEY AWARDS

Pro Bowl (2): CB Champ Bailey, S John Lynch. AP All-Pro (1): CB Champ Bailey (first team).

## 2004 NFL STANDINGS

### AFC EAST

Team	W	L	T	Pct	PF	PA
yz-New England	14	2	0	.875	437	260
x-New York Jets	10	6	0	.625	333	261
Buffalo	9	7	0	.563	395	284
Miami	4	12	0	.250	275	354

### AFC NORTH

Team	W	L	T	Pct	PF	PA
*yz-Pittsburgh	15	1	0	.938	372	251
Baltimore	9	7	0	.563	317	268
Cincinnati	8	8	0	.500	374	372
Cleveland	4	12	0	.250	276	390

### AFC SOUTH

Team	W	L	T	Pct	PF	PA
y-Indianapolis	12	4	0	.750	522	351
Jacksonville	9	7	0	.563	261	280
Houston	7	9	0	.438	309	339
Tennessee	5	11	0	.313	344	439

### AFC WEST

Team	W	L	T	Pct	PF	PA
y-San Diego	12	4	0	.750	446	313
x-Denver	10	6	0	.625	381	304
Kansas City	7	9	0	.438	483	435
Oakland	5	11	0	.313	320	442

### NFC EAST

Team	W	L	T	Pct	PF	PA
*yz-Philadelphia	13	3	0	.813	386	260
Dallas	6	10	0	.375	293	405
New York Giants	6	10	0	.375	303	347
Washington	6	10	0	.375	240	265

### NFC NORTH

Team	W	L	T	Pct	PF	PA
y-Green Bay	10	6	0	.625	424	380
x-Minnesota	8	8	0	.500	405	395
Detroit	6	10	0	.375	296	350
Chicago	5	11	0	.313	231	331

### NFC SOUTH

Team	W	L	T	Pct	PF	PA
yz-Atlanta	11	5	0	.688	340	337
New Orleans	8	8	0	.500	348	405
Carolina	7	9	0	.438	355	339
Tampa Bay	5	11	0	.313	301	304

### NFC WEST

Team	W	L	T	Pct	PF	PA
y-Seattle	9	7	0	.563	371	373
x-St. Louis	8	8	0	.500	319	392
Arizona	6	10	0	.375	284	322
San Francisco	2	14	0	.125	259	452

x - Playoffs; y - Division Title; z - First-round Bye; \* - Home-field Advantage

## WILD CARD PLAYOFF GAMES

1/8 - St. Louis 27, at Seattle 20  
1/8 - New York Jets 20, at San Diego 17  
1/9 - at Indianapolis 49, Denver 24  
1/9 - Minnesota 31, at Green Bay 17

## DIVISIONAL PLAYOFF GAMES

1/15 - at Pittsburgh 20, New York Jets 17  
1/15 - at Atlanta 47, St. Louis 17  
1/16 - at Philadelphia 27, Minnesota 14  
1/16 - at New England 20, Indianapolis 3

## CONFERENCE CHAMPIONSHIPS

1/23 - at Philadelphia 27, Atlanta 10  
1/23 - New England 41, at Pittsburgh 27

## SUPER BOWL XXXIX (JACKSONVILLE, FLA.)

2/6 - New England 24, Philadelphia 21



## 2003 FINAL STATISTICS (10-6)

**Head Coach:** Mike Shanahan    **AFC West:** 2nd    **Home Stadium:** INVESCO Field at Mile High

Date	W-L	Score	Opponent	Attendance	RUSHING	No.	Yds.	Avg.	Long	TD
Sept 7	W	30-10	at Cincinnati	63,820	Portis	290	1591	5.5	65t	14
Sept 14	W	37-13	at San Diego	65,445	Griffin	94	345	3.7	23	0
Sept 22	W	31-10	Oakland	76,753	Anderson	70	257	3.7	44	3
Sept 28	W	20-16	Detroit	75,719	Plummer	37	205	5.5	40	3
Oct 5	L	23-24	at Kansas City	78,903	Smith	10	98	9.8	26	0
Oct 12	W	17-14	Pittsburgh	75,974	Lelie	8	43	5.4	13	0
Oct 19	L	20-28	at Minnesota	64,381	Sapp	12	31	2.6	5	0
Oct 26	L	6-26	at Baltimore	69,721	Droughns	6	14	2.3	12	0
Nov 3	L	26-30	New England	76,203	Beuerlein	5	13	2.6	7	0
Nov 16	W	37-8	San Diego	75,217	Madise	1	10	10.0	10	0
Nov 19	L	23-19	Chicago	75,540	Jackson	2	8	9.0	9	0
Nov 30	L	22-8	at Oakland	57,201	Cole	2	8	4.0	8	0
Dec 7	W	45-27	Kansas City	76,403	Kanell	6	5	0.8	9	0
Dec 14	W	23-20	Cleveland (OT)	75,358	O'Neal	1	0	0.0	0	0
Dec 21	W	31-17	at Indianapolis	57,149	<b>BRONCOS</b>	<b>543</b>	<b>2629</b>	<b>4.8</b>	<b>65t</b>	<b>20</b>
Dec 28	L	3-31	at Green Bay	70,299	<b>OPPONENTS</b>	<b>379</b>	<b>1605</b>	<b>4.2</b>	<b>98t</b>	<b>11</b>

TEAM STATISTICS	Den	Opp	RECEIVING	No.	Yds.	Avg.	Long	TD
TOTAL FIRST DOWNS	334	241	Smith	74	845	11.4	38	3
Rushing	133	77	Sharpe	62	770	12.4	28	8
Passing	162	141	Portis	38	314	8.3	72	0
Penalty	39	23	Lelie	37	628	17.0	60	2
3RD DOWN: MADE/ATT	82/211	61/207	McCaffrey	19	195	10.3	23	0
3rd Down Pct.	38.9	29.5	Anderson	12	53	4.4	18	2
4TH DOWN: MADE/ATT	3/13	12/25	Droughns	9	87	9.7	15	2
4th Down Pct.	23.1	48.0	Griffin	8	61	7.6	24	0
POSSESSION AVG.	33:53	26:07	D. Carswell	6	53	8.8	19	1
TOTAL NET YARDS	5598	4433	Putzier	4	34	8.5	13	0
Avg. Per Game	349.9	277.1	Cole	3	36	12.0	18	0
Total Plays	1047	910	Hape	3	30	10.0	12	0
Avg. Per Play	5.3	4.9	Madlise	2	10	5.0	5	0
NET YARDS RUSHING	2629	1605	O'Neal	2	4	2.0	3	0
Avg. Per Game	164.3	100.3	Carlisle	1	6	6.0	6t	1
Total Rushes	543	379	BRONCOS	280	3126	11.2	72	19
NET YARDS PASSING	2969	2828	OPPONENTS	265	3049	11.5	68t	17
Avg. Per Game	185.6	176.8						
Sacked/Yards Lost	25/157	36/221	INTERCEPTIONS	No.	Yds.	Avg.	Long	TD
Gross Yards	3126	3049	K. Herndon	3	19	6.3	16	0
Att./Completions	479/280	495/265	Gold	2	14	7.0	12t	1
Completion Pct.	58.5	53.5	O'Neal	1	6	6.0	6	0
Had Intercepted	18	9	Brandon	1	0	0.0	0	0
PUNTS/AVERAGE	70/42.0	85/43.1	Kennedy	1	0	0.0	0	0
NET PUNTING AVG.	70/32.2	85/35.5	Walls	1	0	0.0	0	0
PENALTIES/YARDS	107/922	137/1031	BRONCOS	9	39	4.3	16	1
FUMBLES/BALL LOST	24/6	27/11	OPPONENTS	18	319	17.7	41	2
TOUCHDOWNS	42	32						
Rushing	20	11	PUNTING	No.	Yds.	Avg.	Net	TB
Passing	19	17	Knorr	68	2937	43.2	32.2	6
Returns	3	4	BRONCOS	70	2937	42.0	32.2	6
								14
								62
								2

SCORE BY PERIODS		1	2	3	4	OT	PTS								
OPPONENTS		110	122	74	72	3	381	PUNT RETURNS							
		63	87	45	106	0	301	No.	FC	Yds.	Avg.	Long	TD		
								O'Neal	33	10	315	9.5	57	1	
								Smith	6	8	127	21.2	65	1	
SCORING		TD	Ru	Pa	Ret	PAT	FG	S	PTS	BRONCOS					
Elam		0	0			39/39	27/31	0	120	39	18	442	11.3	95	2
Portis		14	14	0	0				86	46	5	560	12.2	63	1
Sharpe		8	0	8	0				48	KICKOFF RETURNS					
Anderson		5	3	2	0				30	No.	Yds.	Avg.	Long	TD	
Smith		4	0	3	1				24	30	714	23.8	34	0	
Plummer		3	3	0	0				18	12	293	24.4	36	0	
Droughns		2	0	2	0				12	8	128	16.0	24	0	
Lelie		2	0	2	0				12	Madise	5	137	27.4	83	0
Carlisle		1	0	1	0				6	Anderson	2	14	7.0	14	0
Carswell		1	0	1	0				6	Fatafehi	1	0	0.0	0	0
Gold		1	0	0	1				6	Putzier	1	16	16.0	16	0
O'Neal		1	0	0	1				6	BRONCOS					
Knorr		0	0	0	0	2/2	1/1	0	5	59	1302	22.1	83	63	0
TEAM		0	0	0	0	0/0	0/0	1	2	73	1679	23.0	83	0	0
BRONCOS		42	20	19	3	41/41	28/32	1	381	FIELD GOALS					
OPPONENTS		32	11	17	4	28/29	25/28	1	301	0-9	20-29	30-39	40-49	50+	
										10/11	6/8	9/11	2/3	2/3	
										Knorr	4/1	0/0	0/1	0/1	0/0
										0/0	1/1	6/6	0/0	0/1	2/3

**2-PT. CONVERSIONS:** Portis. **BRONCOS 1-1. OPPONENTS 2-3**

**SACKS:** Berry 11.5, Hayward 8.5, Pryce 8.5, Fatafehi 2.5, Ferguson 1.0, Kennedy 1.0, Pope 1.0, Wilson 1.0, Team 1.0.  
**BRONCOS 36.0. OPPONENTS 25.0**

**ELAM:** (51G,27G,39G)(30G,45G,34G)(20G)(37G,41G)(48G,29G,21G,  
53N)(47G)(46G,46G)(28G,22G)(44N,43G)(42G,22G,29N)(40N,25G))  
(47G)(51G,36G,25G)(24G)(31G) **KNORR:** )()()()()()()()()()()()()()()()

**OPPONENTS:** (26G)(19G,25G)(41G)(53G)(23G)(24G,26G)()(45N,25G,39G,22G,29G)(40G,46G,28G)()(33G,23G,54G,47G)(46G,48G)()(38N,39G,48G)(40G)(33G,40N)

PASSING	Att.	Comp.	Yds.	Comp. %	Yds/Att.	TD	TD%	Int	Int%	Long	Sack/Lost	Rating
Plummer	302	189	2182	62.6	7.23	15	5.0	7	2.3	60	14/73	91.2
Kanell	103	53	442	51.5	4.29	2	1.9	5	4.9	26	2/24	49.0
Buerlein	63	33	389	52.4	6.17	2	3.2	5	7.9	38	9/60	49.1
J. Jackson	9	4	41	44.4	4.56	0	0.0	1	11.1	16	0/0	18.5
Knorr	1	0	0	0.0	0.00	0	0.0	0	0.0	0	0/0	39.6
Smith	1	1	72	100.0	72.00	0	0.0	0	0.0	0	0/0	75.0
BRONCOS	479	280	3126	58.5	6.53	19	4.0	18	3.8	72	25/157	91.2
OPPONENTS	495	265	3049	53.5	6.16	17	3.4	9	1.8	61	36/221	75.2



## 2003 DEFENSIVE STATS

(based on coaches' film review)

	TT	UT	A	S-YDS	I-YDS	PD	FF	FR
1 Wilson	128	99	29	1-5	0-0	7	0	2
2 K. Herndon	78	65	13	0-0	3-19	14	2	0
3 Spragun	76	56	20	0-0	0-0	6	0	1
4 Ferguson	72	58	14	1-13	0-0	3	2	0
5 Walls	68	58	10	0-0	1-0	20	1	1
6 Kennedy	65	51	14	1-0	1-0	11	1	2
Berry	65	40	25	11-52	0-0	4	3	1
8 Sykes	64	49	15	0-0	0-0	1	0	0
9 Brandon	57	44	13	0-0	1-0	6	0	0
10 Pryce	51	41	10	8.5-5.0	0-0	2	2	1
11 Mobley	46	32	14	0-0	0-0	3	0	0
12 Hayward	44	32	12	8.5-47	0-0	5	2	2
Fatafehi	44	29	15	2.5-14.5	0-0	2	1	0
14 Holland	42	22	20	0-0	0-0	3	0	0
15 Gold	39	34	5	0-0	2-14	6	0	0
16 Pope	26	16	10	1-14	0-0	1	1	0
17 O'Neal	22	19	3	0-0	1-6	2	0	0
18 Davis	19	11	8	0-0	0-0	1	1	0
19 Gardener	15	10	5	0-0	0-0	0	0	0
20 Spencer	11	10	1	0-0	0-0	4	0	0
21 Burns	4	4	0	0-0	0-0	0	0	0
22 Pierce	3	2	1	0-0	0-0	0	0	0
Middlebrooks	3	3	0	0-0	0-0	1	0	0
24 McNeil	1	1	0	0-0	0-0	0	0	0
Young	1	1	0	0-0	0-0	0	0	0
Rutledge	1	0	1	0-0	0-0	0	0	0
27 Team	0	0	0	1-0	0-0	0	0	0
<b>TOTALS</b>	<b>1,045</b>	<b>787</b>	<b>258</b>	<b>36-204</b>	<b>9-39</b>	<b>99</b>	<b>17</b>	<b>10</b>

## 2003 GAMES STARTED

## OFFENSE

		2	DEFENSE	
QB Beuerlein, Steve	2		DE Berry, Bertrand	16
QB Jackson, Jarious	2		DE Hayward, Reggie	2
QB Kanell, Danny	2		DE Pryce, Trevor	16
QB Plummer, Jake	11		DT Fatafehi, Mario	9
RB Anderson, Mike	5		DT Gardener, Darius	2
RB Droughns, Reuben	4		DT Holland, Daryl	14
RB Griffin, Quentin	1		DT Pope, Monsanto	5
RB Portis, Clinton	13		LB Gold, Ian	6
WR Lelle, Ashley	10		LB Mobley, John	7
WR McCaffrey, Ed	7		LB Spragun, Josh	8
WR Smith, Rod	15		LB Sykes, Darnell	8
TE Carswell, Dwayne	10		LB Wilson, Al	6
TE Sharpe, Shannon	15		CB Herndon, Kelly	11
C Nalen, Tom	16		CB O'Neal, Deltha	6
T Brockmeyer, Blake	2		CB Spencer, Jimmy	2
T Lepsis, Matt	16		CB Walls, Lenny	16
T Salaam, Ephraim	14		S Brandon, Sam	10
G Carlisle, Cooper	2		S Ferguson, Nick	10
G Hamilton, Ben	16		S Kennedy, Kenoy	12
G Neil, Dan	14			

## 2003 COACHES

**Mike Shanahan** (Head Coach), **Gary Kubiak** (Offensive Coordinator), **Larry Coyer** (Defensive Coordinator), **Ronnie Bradford** (Special Teams Asst.), **Jacob Bureny** (Defensive Line), **Frank Bush** (Special Teams), **Troy Calhoun** (Defensive Asst.), **Rick Dennison** (Offensive Line), **Alex Gibbs** (Asst. Head Coach/Offensive Line), **David Gibbs** (Secondary), **Pat McPherson** (Quarterbacks), **Keith Millard** (Asst. Defensive Line/Pass Rush Specialist), **Brian Pariani** (Tight Ends), **Greg Saporta** (Asst. Strength & Conditioning), **Cedric Smith** (Asst. Strength & Conditioning), **Jimmy Spencer** (Player/Asst. Defensive Backs), **Bobby Turner** (Running Backs), **Rich Tuten** (Strength & Conditioning), **Steve Watson** (Wide Receivers).

## 2003 LEADERS / RANKINGS

INDIVIDUAL	PLAYER	NO.	AFC RANK	NFL RANK	NFL LEADER	NO.
Points	Elam	120	5	71	Wilkins (STL)	163
Rushing Yards	Portis	1,591	3	5	Lewis (BAL)	2,066
Passing Yards	Plummer	2,182	9	26	Manning (IND)	4,047
Passer Rating	Plummer	91.2	4	5	McNair (TEN)	100.4
Receiving Yards	Smith	845	13	25	Holt (STL)	1,696
Receptions	Smith	74	71	161	Holt (STL)	117
Interceptions	Herndon	3	191	401	Parrish (SF)	9
Sacks	Berry	11.5	51	91	Strahan (NYG)	18
OFFENSE		NO.	AFC RANK	NFL RANK	NFL LEADER	NO.
Points Per Game		23.8	5	10	Kansas City	30.3
Total Yards Per Game		349.9	3	7	Minnesota	393.4
Yards Per Play		5.5	4	8	Minnesota	6.2
Rushing Yards Per Game		164.3	2	2	Baltimore	166.8
Net Passing Yards Per Game		185.6	10	22	Indianapolis	261.2
DEFENSE		NO.	AFC RANK	NFL RANK	NFL LEADER	NO.
Points Per Game		18.8	6	9	New England	14.9
Total Yards Per Game		277.1	3	4	Dallas	253.5
Yards Per Play		5.1	6	9	Baltimore	4.4
Rushing Yards Per Game		100.3	6	7	Tennessee	80.9
Passing Yards Per Game		176.8	4	6	Dallas	164.4

## 2003 KEY AWARDS

**Pro Bowl (3):** C Tom Nalen, RB Clinton Portis, LB Al Wilson. **AP All-Pro (1):** C Tom Nalen (first team). **NFL Alumni Offensive Lineman of the Year:** C Tom Nalen.

## 2003 NFL STANDINGS

## AFC EAST

Team	W	L	T	Pct	PF	PA
*yz-New England	14	2	0	.875	348	238
Miami	10	6	0	.625	311	261
Buffalo	6	10	0	.375	243	279
New York Jets	6	10	0	.375	283	299

## AFC NORTH

Team	W	L	T	Pct	PF	PA
y-Baltimore	10	6	0	.625	391	281
Cincinnati	8	8	0	.500	346	384
Pittsburgh	6	10	0	.375	300	327
Cleveland	5	11	0	.313	254	322

## AFC SOUTH

Team	W	L	T	Pct	PF	PA
y-Indianapolis	12	4	0	.750	447	336
x-Tennessee	12	4	0	.750	435	324
Houston	5	11	0	.313	255	380
Jacksonville	5	11	0	.313	276	331

## AFC WEST

Team	W	L	T	Pct	PF	PA
yz-Kansas City	13	3	0	.813	484	332
x-Denver	10	6	0	.625	381	301
Oakland	4	12	0	.250	270	379
San Diego	4	12	0	.250	313	441

## NFC EAST

Team	W	L	T	Pct	PF	PA
*yz-Philadelphia	12	4	0	.750	374	287
x-Dallas	10	6	0	.625	289	260
Washington	5	11	0	.313	287	372
New York Giants	4	12	0	.250	243	387

## NFC NORTH

Team	W	L	T	Pct	PF	PA
y-Green Bay	10	6	0	.625	442	307
Minnesota	9	7	0	.563	416	353
Chicago	7	9	0	.438	283	346
Detroit	5	11	0	.313	270	379

## NFC SOUTH

Team	W	L	T	Pct	PF	PA
y-Carolina	11	5	0	.688	325	304
New Orleans	8	8	0	.500	340	326
Tampa Bay	7	9	0	.438	301	264
Atlanta	5	11	0	.313	299	422

## NFC WEST

Team	W	L	T	Pct	PF	PA
yz-St. Louis	12	4	0	.750	447	328
x-Seattle	10	6	0	.625	404	327
San Francisco	7	9	0	.438	384	337
Arizona	4	12	0	.250	225	452

x - Playoffs; y - Division Title; z - First-round Bye; \* - Home-field Advantage

## WILD CARD PLAYOFF GAMES

1/3 - Tennessee 20, Baltimore 17  
1/3 - Carolina 29, Dallas 10  
1/4 - Green Bay 33, Seattle 27 (OT)  
1/4 - Indianapolis 41, Denver 10

## DIVISIONAL PLAYOFF GAMES

1/10 - Carolina 29, St. Louis 23 (2 OT)  
1/10 - New England 17, Tennessee 14  
1/11 - Indianapolis 38, Kansas City 31  
1/11 - Philadelphia 20, Green Bay 17 (OT)

## CONFERENCE CHAMPIONSHIPS

1/18 - Carolina 14, Philadelphia 13  
1/18 - New England 24, Indianapolis 14

## SUPER BOWL XXXVIII (HOUSTON)

2/1 - New England 32, Carolina 29

## 2002 FINAL STATISTICS (9-7)

**Head Coach:** Mike Shanahan    **AFC West:** 2nd    **Home Stadium:** INVESCO Field at Mile High

Date	W-L	Score	Opponent	Attendance	RUSHING	No.	Yds.	Avg.	Long	TD
Sept 8	W	23-16	St. Louis	75,710	Portis	273	1508	5.5	59	15
Sept 15	W	24-14	at San Francisco	67,685	Anderson	84	386	4.6	32	2
Sept 22	W	28-23	Buffalo	75,359	Gary	37	147	4.0	26	1
Sept 30	L	23-34	at Baltimore	69,538	Griese	37	107	2.9	13	1
Oct 6	W	26-9	San Diego	75,065	Lelie	4	40	10.0	24	0
Oct 13	L	22-24	Miami	75,941	Montgomery	4	27	6.8	28	0
Oct 20	W	37-34	at Kansas City (OT)	78,446	McCaffrey	2	22	11.0	17	0
Oct 27	W	24-16	at New England	68,436	Droughns	4	11	2.8	9	1
Nov 11	L	10-34	Oakland	76,643	Beuerlein	5	9	1.8	8	1
Nov 17	W	31-9	at Seattle	65,495	R. Smith	6	9	1.5	9	0
Nov 24	L	20-23	Indianapolis (OT)	75,075	Rouen TM	1	0	0.0	0	0
Dec 1	L	27-30	at San Diego (OT)	66,357	Knorr LG	1	-10	-10.0	-10	0
Dec 8	L	13-19	at New York Jets	78,521	<b>BRONCOS</b>	<b>457</b>	<b>2266</b>	<b>5.0</b>	<b>59</b>	<b>21</b>
Dec 15	W	31-24	Kansas City	75,947	<b>OPPONENTS</b>	<b>379</b>	<b>1489</b>	<b>3.9</b>	<b>76</b>	<b>21</b>
Dec 22	L	16-28	at Oakland	62,592						
Dec 29	W	37-7	Arizona	75,164						

TEAM STATISTICS				Den	Opp
TOTAL FIRST DOWNS				357	298
Rushing				125	100
Passing				199	176
Penalty				33	22
3RD DOWN: MADE/ATT				77/202	97/220
3rd Down Pct.				38.1	44.1
4TH DOWN: MADE/ATT				16/23	3/6
4th Down Pct.				69.6	50.0
POSSESSION AVG.				30:29	29:31
TOTAL NET YARDS				6090	4826
Avg. Per Game				380.6	301.6
Total Plays				1057	985
Avg. Per Play				5.8	4.9
NET YARDS RUSHING				2266	1489
Avg. Per Game				141.6	93.1
Total Rushes				457	379
NET YARDS PASSING				3824	3337
Avg. Per Game				239.0	208.6
Sacked/Yards Lost				46/315	40/251
Gross Yards				4139	3588
Att./Completions				554/359	566/360
Completion Pct.				64.8	63.6
Had Intercepted				20	9
PUNTS/AVERAGE				55/39.0	77/40.9
NET PUNTING AVG.				55/32.8	77/34.8
PENALTIES/YARDS				104/877	99/829
FUMBLES/BALL LOST				21/7	23/13
TOUCHDOWNS				45	39
Rushing				21	21
Passing				21	15
Returns				3	3

SCORE BY PERIODS	1	2	3	4	OT	PTS
<b>BRONCOS</b>	70	93	93	133	3	392
<b>OPPONENTS</b>	34	126	76	102	6	344

SCORING	TD	Ru	Pa	Ret	PAT	FG	S	PTS
Elam	0	0	0	0	42/43	26/36	0	120
Portis	17	15	2	0	0/0	0/0	0	102
R. Smith	5	0	5	0	0/0	0/0	0	30
Anderson	4	2	2	0	0/0	0/0	0	24
Sharpe	3	0	3	0	0/0	0/0	0	18
Droughns	2	1	1	0	0/0	0/0	0	12
Hape	2	0	2	0	0/0	0/0	0	12
Lelie	2	0	2	0	0/0	0/0	0	12
McCaffrey	2	0	2	0	0/0	0/0	0	12
O'Neal	2	0	0	2	0/0	0/0	0	12
Beuerlein	1	1	0	0	0/0	0/0	0	6
Carswell	1	0	1	0	0/0	0/0	0	6
Gary	1	1	0	0	0/0	0/0	0	6
Griese	1	1	0	0	0/0	0/0	0	6
McGlockton	1	0	0	1	0/0	0/0	0	6
Montgomery	1	0	1	0	0/0	0/0	0	6
TEAM	0	0	0	0	0/0	0/0	1	2
<b>BRONCOS</b>	<b>45</b>	<b>21</b>	<b>21</b>	<b>3</b>	<b>42/43</b>	<b>26/36</b>	<b>1</b>	<b>392</b>
<b>OPPONENTS</b>	<b>39</b>	<b>21</b>	<b>15</b>	<b>3</b>	<b>33/34</b>	<b>25/32</b>	<b>0</b>	<b>344</b>

**2-PT. CONVERSIONS: BRONCOS 0-2, OPPONENTS 1-5**

**SACKS:** Pryce 9.0, Berry, 6.5, Gold, 6.5, Wilson 5.0, Pope 4.0, McGlockton 2.5, Dalton 1.0, Mobley 1.0, Poole 1.0, Reagor 1.0, Reese 0.5, **BRONCOS 40.0, OPPONENTS 46.0**

PASSING	Att.	Comp.	Yds.	Comp.%	Yds/Att.	TD	TD%	Int	Int%	Long	Sack/Lost	Rating
Griese	436	291	3214	66.7	7.37	15	3.4	15	3.4	82t	34/237	85.6
Beuerlein	117	68	925	58.1	7.91	6	5.1	5	4.3	52	12/78	82.7
Smith	1	0	0	0.0	0.0	0	0.0	0	0.0	0	0/0	39.6
<b>BRONCOS</b>	<b>554</b>	<b>359</b>	<b>4139</b>	<b>64.8</b>	<b>7.47</b>	<b>21</b>	<b>3.8</b>	<b>20</b>	<b>3.6</b>	<b>82t</b>	<b>46/315</b>	<b>84.8</b>
<b>OPPONENTS</b>	<b>566</b>	<b>360</b>	<b>3588</b>	<b>63.6</b>	<b>6.34</b>	<b>15</b>	<b>2.7</b>	<b>9</b>	<b>1.6</b>	<b>75t</b>	<b>40/251</b>	<b>83.7</b>

RECEIVING	No.	Yds.	Avg.	Long	TD
R. Smith	89	1027	11.5	46	5
McCaffrey	69	903	13.1	69t	2
Sharpe	61	686	11.2	82t	3
Lelie	35	525	15.0	48	2
Portis	33	364	11.0	66t	2
Carswell	21	189	9.0	19	1
Anderson	18	167	9.3	52	2
Gary	18	148	8.2	19	0
Hape	6	26	4.3	7	2
Droughns	5	53	10.6	22t	1
Montgomery	4	51	12.8	21	1
<b>BRONCOS</b>	<b>359</b>	<b>4139</b>	<b>11.5</b>	<b>82t</b>	<b>21</b>
<b>OPPONENTS</b>	<b>360</b>	<b>3588</b>	<b>10.0</b>	<b>75t</b>	<b>15</b>

INTERCEPTIONS	No.	Yds.	Avg.	Long	TD
O'Neal	5	70	14.0	28t	2
Reagor	1	31	31.0	31	0
Walker	1	8	8.0	8	0
K. Herndon	1	0	0.0	0	0
Washington	1	-2	-2.0	-2	0
<b>BRONCOS</b>	<b>9</b>	<b>107</b>	<b>11.9</b>	<b>31</b>	<b>2</b>
<b>OPPONENTS</b>	<b>20</b>	<b>310</b>	<b>15.5</b>	<b>98t</b>	<b>2</b>

PUNTING	No.	Yds.	Avg.	Net	TB	In20	Yng	B
Knorr LG	71	2834	39.9	34.8	6	19	59	0
Knorr TM	24	906	37.8	34.1	2	8	59	0
Rouen TM	29	1239	42.7	31.7	4	6	63	2
<b>BRONCOS</b>	<b>55</b>	<b>2145</b>	<b>39.0</b>	<b>32.8</b>	<b>6</b>	<b>14</b>	<b>63</b>	<b>2</b>
<b>OPPONENTS</b>	<b>77</b>	<b>3153</b>	<b>40.9</b>	<b>34.8</b>	<b>10</b>	<b>23</b>	<b>70</b>	<b>2</b>

PUNT RETURNS	No.	FC	Yds.	Avg.	Long	TD
O'Neal	30	7	251	8.4	53	0
Poole	4	0	24	6.0	16	0
<b>BRONCOS</b>	<b>34</b>	<b>7</b>	<b>275</b>	<b>8.1</b>	<b>53</b>	<b>0</b>
<b>OPPONENTS</b>	<b>23</b>	<b>10</b>	<b>223</b>	<b>9.7</b>	<b>40</b>	<b>0</b>

KICKOFF RETURNS	No.	Yds.	Avg.	Long	TD
Droughns	20	516	25.8	53	0
Kasper TM	15	393	26.2	56	0
Montgomery	15	370	24.7	40	0
Reagor	4	74	18.5	25	0
Anderson	2	39	19.5	23	0
Carswell	2	14	7.0	14	0
Coleman	1	6	6.0	6	0
Gary	1	13	13.0	13	0
Hape	1	16	16.0	16	0
O'Neal	1	15	15.0	15	0
<b>BRONCOS</b>	<b>62</b>	<b>1456</b>	<b>23.5</b>	<b>56</b>	<b>0</b>
<b>OPPONENTS</b>	<b>81</b>	<b>1781</b>	<b>22.0</b>	<b>66</b>	<b>0</b>

FIELD GOALS	1-19	20-29	30-39	40-49	50+
Elam	1/1	9/9	7/9	5/11	4/6
<b>BRONCOS</b>	<b>1/1</b>	<b>9/9</b>	<b>7/9</b>	<b>5/11</b>	<b>4/6</b>
<b>OPPONENTS</b>	<b>0/0</b>	<b>8/8</b>	<b>5/7</b>	<b>8/13</b>	<b>4/4</b>

**ELAM:** (41G,34G,32G)(28G)(49N)(40G,57N,44N)(36G,43B)(33G,52G,23G,40G,55G)(32G,33G,25G)(48N,19G,39N)(27G)(40N,45G)(154G,24G,53N)(22G,23G,33N,46N)(30G)(25G)(44G,54G,21G)

**OPPONENTS:** (41G,43G,39N,39G)(138G)(23G,41G)(24G)(48N,53G)(41G,32G,43N)(26G)(47G,32G)(52G,37G,29G)(41G,54G,51G)(42N,20G,40G,49N,38B,27G)(43G,21G)(43N,21G)(1)

## 2002 DEFENSIVE STATS

(based on coaches' film review)

	TT	UT	A	S-YDS	I-YDS	PD	FF	FR
1 Wilson	199	158	41	5-35	0-0	4	1	2
2 Gold	166	130	36	6.5-34	0-0	5	3	1
3 Mobley	142	106	36	1-9	0-0	7	1	2
4 Kennedy	98	72	26	0-0	0-0	8	0	0
5 Walker	69	60	9	0-0	1-8	14	0	0
6 O'Neal	68	59	9	0-0	5-70	15	0	0
7 McGlockton	63	42	21	2.5-12	0-0	3	0	1
8 Pryce	61	51	10	9-68.0	0-0	1	1	1
9 Reese	58	48	10	0.5-6	0-0	5	1	0
10 Poole	55	51	4	1-6	0-0	10	1	0
11 Pittman	50	39	11	0-0	0-0	0	1	0
12 Dalton	39	33	6	1-13.0	0-0	1	1	0
13 Reagor	24	16	8	1-9.0	1-31	1	0	0
14 Pope	22	19	3	4-16.0	0-0	1	0	0
15 Brandon	18	16	2	0-0	0-0	2	1	1
16 Berry	14	12	2	6.5-30.0	0-0	2	0	2
17 Washington	13	9	4	0-0	1-2	1	0	0
18 Hayward	10	7	3	0-0	0-0	0	0	0
19 Spencer	4	4	0	0-0	0-0	1	0	0
20 Team	2	2	0	2-13.0	0-0	0	0	0
21 Burns	1	1	0	0-0	0-0	0	0	0
22 K. Herndon	0	0	0	0-0	1-0	1	0	0
<b>TOTALS</b>	<b>1,176</b>	<b>935</b>	<b>241</b>	<b>40-251</b>	<b>9-107</b>	<b>82</b>	<b>11</b>	<b>10</b>

## 2002 GAMES STARTED

OFFENSE	DEFENSE	
QB Beuerlein, Steve	3 DE Berry, Bertrand	1
QB Griese, Brian	13 DE Pittman, Kavika	15
RB Anderson, Mike	12 DE Pryce, Trevor	16
RB Gary, Olandis	2 DT Dalton, Lional	13
RB Portis, Clinton	12 DT McGlockton, Chester	15
WR Lelie, Ashley	1 DT Poe, Monsanto	1
WR McCaffrey, Ed	16 DT Reagor, Montae	1
WR Smith, Rod	16 LB Burns, Keith	1
TE Carswell, Dwayne	7 LB Gold, Ian	16
TE Putzier, Jeb	1 LB Mobley, John	16
TE Sharpe, Shannon	13 LB Wilson, Al	15
C Nalen, Tom	7 CB O'Neal, Deltha	14
G/C Hamilton, Ben	16 CB Poole, Tyrone	4
T Brockmeyer, Blake	1 CB Walker, Denard	16
T Lepsis, Matt	15 S Brandon, Sam	2
T Salaam, Ephraim	16 S Kennedy, Kenoy	15
G Herndon, Steve	9 S Reese, Izell	15
G Neil, Dan	16	

## 2002 COACHES

**Mike Shanahan** (Head Coach), **Jacob Burney** (Defensive Line), **Frank Bush** (Special Teams), **Larry Coyer** (Linebackers), **Rick Dennison** (Offensive Line), **Karl Dorrell** (Wide Receivers), **George Dyer** (Asst. to Head Coach), **Alex Gibbs** (Assistant Head Coach/Off. Line), **David Gibbs** (Secondary), **Gary Kubiak** (Off. Coord./QB), **Anthony Lynn** (Special Teams Assistant), **Pat McPherson** (Off. Asst.), **Keith Millard** (Asst. Def. Line/Pass Rush Spec.), **Ron Milus** (Nickel Backs), **Brian Pariani** (Tight Ends), **Ray Rhodes** (Def. Coordinator), **Greg Saporta** (Asst. Strength & Cond.), **Cedric Smith** (Asst. Strength & Cond.), **Bobby Turner** (Running Backs), **Rich Tuten** (Strength & Conditioning), **Steve Watson** (Def. Asst.).

## 2002 LEADERS / RANKINGS

INDIVIDUAL	PLAYER	NO.	AFC RANK	NFL RANK	NFL LEADER	NO.
Points	Elam	120	3	7	Holmes (KC)	144
Rushing Yards	Portis	1,508	4	4	Williams (MIA)	1,853
Passing Yards	Griese	3,214	8	12	Gannon (OAK)	4,689
Passer Rating	Griese	85.6	8	15	Pennington (NYJ)	104.2
Total Receiving Yards	R. Smith	1,027	9t	19t	Harrison (IND)	1,722
Receptions	R. Smith	89	8t	12t	Harrison (IND)	143
Interceptions	O'Neal	5	7t	10	Kelly (TB)/Woodson (OAK)	8
Sacks	Pryce	9.0	7t	18t	Taylor (MIA)	18.5
OFFENSE	NO.	AFC RANK	NFL RANK	NFL LEADER	NO.	
Points Per Game	24.5	3	7	Kansas City	29.2	
Total Yards Per Game	380.6	2	3	Oakland	389.8	
Yards Per Play	5.8	3	3	Kansas City	6.2	
Rushing Yards Per Game	141.6	3	5	Minnesota	156.7	
Net Passing Yards Per Game	239.0	5	8	Oakland	279.7	
DEFENSE	NO.	AFC RANK	NFL RANK	NFL LEADER	NO.	
Points Per Game	21.5	8	15	Tampa Bay	12.3	
Total Yards Per Game	301.6	2	6	Tampa Bay	252.8	
Yards Per Play	4.9	2	7	Tampa Bay	4.2	
Rushing Yards Per Game	93.1	4	4	Pittsburgh	85.9	
Net Passing Yards Per Game	208.6	9	17	Tampa Bay	155.6	

## 2002 KEY AWARDS

**Pro Bowl (2):** DE Trevor Pryce, LB Al Wilson. **AP NFL Offensive Rookie of the Year:** RB Clinton Portis.

## 2002 NFL STANDINGS

### AFC EAST

Team	W	L	T	Pct	PF	PA
y-New York Jets	9	7	0	.562	359	336
New England	9	7	0	.562	381	346
Miami	9	7	0	.562	378	301
Buffalo	8	8	0	.500	379	397

### AFC NORTH

Team	W	L	T	Pct	PF	PA
y-Pittsburgh	10	5	1	.666	390	345
x-Cleveland	9	7	0	.562	344	320
Baltimore	7	9	0	.438	316	354
Cincinnati	2	14	0	.125	279	456

### AFC SOUTH

Team	W	L	T	Pct	PF	PA
yz-Tennessee	11	5	0	.688	367	324
x-Indianapolis	10	6	0	.625	349	313
Jacksonville	6	10	0	.375	328	315
Houston	4	12	0	.250	213	356

### AFC WEST

Team	W	L	T	Pct	PF	PA
*yz-Oakland	11	5	0	.688	450	304
Denver	9	7	0	.562	392	344
San Diego	8	8	0	.500	333	367
Kansas City	8	8	0	.500	467	399

### NFC EAST

Team	W	L	T	Pct	PF	PA
*yz-Philadelphia	12	4	0	.750	415	241
x-New York Giants	10	6	0	.625	320	279
Washington	7	9	0	.438	307	365
Dallas	5	11	0	.312	217	329

### NFC NORTH

Team	W	L	T	Pct	PF	PA
y-Green Bay	12	4	0	.750	398	328
Minnesota	6	10	0	.375	390	442
Chicago	4	12	0	.250	281	379
Detroit	3	13	0	.188	306	451

### NFC SOUTH

Team	W	L	T	Pct	PF	PA
yz-Tampa Bay	12	4	0	.750	346	196
x-Atlanta	9	6	1	.594	402	314
New Orleans	9	7	0	.562	432	388
Carolina	7	9	0	.438	258	302

### NFC WEST

Team	W	L	T	Pct	PF	PA
y-San Francisco	10	6	0	.625	367	351
St. Louis	7	9	0	.438	316	369
Seattle	7	9	0	.438	355	369
Arizona	5	11	0	.312	262	417

x - Playoffs; y - Division Title; z - First-round Bye; \* - Home-field Advantage

## WILD CARD PLAYOFF GAMES

- 1/4 - at New York Jets 41, Indianapolis 0
- 1/4 - Atlanta 27, at Green Bay 7
- 1/5 - at Pittsburgh 36, Cleveland 33
- 1/5 - at San Francisco 39, New York Giants 38

## DIVISIONAL PLAYOFF GAMES

- 1/11 - at Philadelphia 20, Atlanta 6
- 1/11 - at Tennessee 34, Pittsburgh 31
- 1/12 - at Tampa Bay 31, San Francisco 6
- 1/12 - at Oakland 30, New York Jets 10

## CONFERENCE CHAMPIONSHIPS

- 1/19 - Tampa Bay 27, at Philadelphia 10
- 1/19 - at Oakland 41, Tennessee 24

## SUPER BOWL XXXVII (SAN DIEGO)

- 1/26 - Tampa Bay 48, Oakland 21

## 2001 FINAL STATISTICS (8-8)

**Head Coach:** Mike Shanahan    **AFC West:** 3rd    **Home Stadium:** INVESCO Field at Mile High

Date	W-L	Score	Opponent	Attendance	RUSHING	No.	Yds.	Avg.	Long	TD
Sept 10	W	31-20	New York Giants	75,735	T. Davis	167	701	4.2	57	0
Sept 23	W	38-17	at Arizona	50,913	Anderson	175	678	3.9	62t	4
Sept 30	L	13-20	Baltimore	75,082	Gary	57	228	4.0	29	1
Oct 7	W	20-6	Kansas City	75,037	Griese	50	173	3.5	24	1
Oct 14	L	21-34	at Seattle	61,837	R. Smith	3	27	9.0	17	0
Oct 21	L	10-27	at San Diego	67,521	Kasper	3	19	6.3	27	0
Oct 28	W	31-20	New England	74,750	Coleman	4	17	4.3	8	0
Nov 5	L	28-38	at Oakland	62,637	Frerotte	10	9	0.9	4t	1
Nov 11	W	26-16	San Diego	74,951	Kennison TM	3	9	3.0	10	0
Nov 18	L	10-17	Washington	74,622	Jackson	5	7	1.4	4	0
Nov 22	W	26-24	at Dallas	64,104	Montgomery	1	5	5.0	5	0
Dec 2	L	10-21	at Miami	73,938	Carter	1	4	4.0	4	0
Dec 9	W	20-7	Seattle	74,524	Hape	2	0	0.0	0	0
Dec 16	L	23-26	at Kansas City (OT)	77,778	<b>BRONCOS</b>	<b>481</b>	<b>1877</b>	<b>3.9</b>	<b>62t</b>	<b>7</b>
Dec 30	W	23-17	Oakland	75,582	<b>OPPONENTS</b>	<b>406</b>	<b>1492</b>	<b>3.7</b>	<b>60t</b>	<b>9</b>
Jan 6	L	10-29	at Indianapolis	56,192						

TEAM STATISTICS	Den	Opp	RECEIVING	No.	Yds.	Avg.	Long	TD
TOTAL FIRST DOWNS	304	292	R. Smith	113	1343	11.9	65t	11
Rushing	106	86	De. Clark	51	566	11.1	39	6
Passing	174	176	Carswell	34	299	8.8	25	4
Penalty	24	30	Kennison TM	15	169	11.3	36	1
3RD DOWN: MADE/ATT	83/219	63/191	Hape	15	96	6.4	25	3
3rd Down Pct.	37.9	33.0	T. Davis	12	69	5.8	16	0
4TH DOWN: MADE/ATT	4/10	4/10	Montgomery	11	99	9.0	23	0
4th Down Pct.	40.0	40.0	Carter	11	83	7.5	17	0
POSSESSION AVG.	31:23	28:37	Cole	9	128	14.2	21	0
TOTAL NET YARDS	301.1	298.4	Kasper	8	64	10.5	21	0
Avg. Per Game	1034	960	Anderson	8	46	5.8	16	0
Total Plays	4.7	5.0	McCaffrey	6	94	15.7	28	1
Avg. Per Play	1877	1492	Coleman	6	45	7.5	9	0
NET YARDS RUSHING	117.3	93.3	Poole	5	38	7.6	10	0
Avg. Per Game	481	406	Gary	4	29	7.3	11	0
Total Rushes	2940	3282	Dominguez	3	26	8.7	12	0
NET YARDS PASSING	183.8	205.1	Griese	1	-6	-6.0	-6	0
Avg. Per Game	42/268	39/279	<b>BRONCOS</b>	<b>312</b>	<b>3208</b>	<b>10.3</b>	<b>65t</b>	<b>26</b>
Sacked/Yards Lost	3208	3561	<b>OPPONENTS</b>	<b>308</b>	<b>3561</b>	<b>11.6</b>	<b>72t</b>	<b>23</b>
Gross Yards	511/312	515/308						
Att./Completions	61.1	59.8	INTERCEPTIONS	No.	Yds.	Avg.	Long	TD
Completion Pct.	19	22	O'Neal	9	115	12.8	42	0
Had Intercepted	82/44.7	77/47.0	Walker	3	60	20.0	39t	1
PUNTS/AVERAGE	82/36.5	77/38.1	Spencer	3	25	8.3	18	0
NET PUNTING AVG.	95/91.7	100/85.3	McGlockton	2	17	8.5	17	0
PENALTIES/YARDS	24/8	26/15	Brown	2	0	0.0	0	0
FUMBLES/BALL LOST	35	38	Mobley	1	17	17.0	17	0
TOUCHDOWNS	7	9	Kennedy	1	6	6.0	6	0
Rushing	26	23	Coghill	1	0	0.0	0	0
Passing	2	6	<b>BRONCOS</b>	<b>22</b>	<b>240</b>	<b>10.9</b>	<b>42</b>	<b>1</b>
Returns	2	6	<b>OPPONENTS</b>	<b>19</b>	<b>256</b>	<b>13.5</b>	<b>56t</b>	<b>2</b>

SCORE BY PERIODS	1	2	3	4	OT	PTS	PUNTING	No.	Yds.	Avg.	Net	TB	In20	Long	B
BRONCOS	50	128	89	73	0	340	Rouen	81	3668	45.3	36.5	8	25	64	1
OPPONENTS	65	94	58	119	3	339	<b>BRONCOS</b>	<b>82</b>	<b>3668</b>	<b>44.7</b>	<b>36.5</b>	<b>8</b>	<b>25</b>	<b>64</b>	<b>1</b>
							<b>OPPONENTS</b>	<b>77</b>	<b>3618</b>	<b>47.0</b>	<b>38.1</b>	<b>14</b>	<b>26</b>	<b>90</b>	<b>0</b>

Rushing						7						9					
Passing						2						23					
Returns						2						6					
PUNTING																	
No. Yds. Avg. Net TB In20 Long B																	
Rouen 81 3668 45.3 36.5 8 25 64 1																	
BRONCOS 82 3668 44.7 36.5 8 25 64 1																	
OPPONENTS 77 3618 47.0 38.1 14 26 90 0																	
PUNT RETURNS																	
No. FC Yds. Avg. Long TD																	
O'Neal 31 9 405 13.1 86t 1																	
BRONCOS 31 9 405 13.1 86t 1																	
OPPONENTS 48 10 517 10.8 65t 1																	
KICKOFF RETURNS																	
No. Yds. Avg. Long TD																	
Cole 48 1127 23.5 52 0																	
Kasper 14 372 26.6 37 0																	
Carter 2 44 22.0 24 0																	
De. Clark 1 11 11.0 11 0																	
Gary 1 18 18.0 18 0																	
D. Smith 1 4 4.0 4 0																	
BRONCOS 67 1576 23.5 52 0																	
OPPONENTS 69 1526 22.1 88t 1																	
SCORING																	
TD Ru Pa Ret PAT FG S PTS																	
Elam 0 0 0 11 0 31/36 0 124																	
R. Smith 11 0 0 0 0 0 0 68																	
De. Clark 6 0 6 0 0 0 0 36																	
Anderson 4 4 0 0 0 0 0 26																	
Carswell 4 0 4 0 0 0 0 26																	
Hape 3 0 3 0 0 0 0 18																	
Frerotte 1 1 0 0 0 0 0 6																	
Gary 1 1 0 0 0 0 0 6																	
Griese 1 1 0 0 0 0 0 6																	
Kennison TM 1 0 1 0 0 0 0 6																	
McCaffrey 1 0 1 0 0 0 0 6																	
O'Neal 1 0 0 0 0 0 0 6																	
Walker 1 0 0 1 0 0 0 6																	
BRONCOS 35 7 26 2 31/31 31/36 0 340																	
OPPONENTS 38 9 23 6 36/37 25/29 0 339																	

2-PT. CONVERSIONS:	Anderson, Carswell, R. Smith,	FIELD GOALS	1-19	20-29	30-39	40-49	50+
<b>BRONCOS 3-4, OPPONENTS 0-1</b>		Elam	0/0	11/11	8/8	10/13	2/4
		<b>BRONCOS</b>	<b>0/0</b>	<b>11/11</b>	<b>8/8</b>	<b>10/13</b>	<b>2/4</b>
		<b>OPPONENTS</b>	<b>0/0</b>	<b>12/13</b>	<b>3/3</b>	<b>8/10</b>	<b>2/3</b>

**SACKS:** Pryce 7.0, Romanowski 7.0, Washington 4.0, Brown 3.0, Gold 3.0, Hayward 3.0, Wilson 3.0, Berry 2.0, Kennedy 2.0, McGlockton 1.0, Mobley 1.0, Pittman 1.0, Reager 1.0, Woodall 1.0, **BRONCOS 39.0, OPPONENTS 42.0**

PASSING	Att.	Comp.	Yds.	Comp.%	Yds/Att.	TD	TD%	Int	Int%	Long	Sack/Lost	Rating
Griese	451	275	2827	61.0	6.27	23	5.1	19	4.2	65t	38/241	78.5
Frerotte	48	30	308	62.5	6.42	3	6.3	0	0.0	26t	3/21	101.7
Jackson	12	7	73	58.3	6.08	0	0.0	0	0.0	19	1/6	76.0
<b>BRONCOS</b>	<b>511</b>	<b>312</b>	<b>3208</b>	<b>61.1</b>	<b>6.28</b>	<b>26</b>	<b>5.1</b>	<b>19</b>	<b>3.7</b>	<b>65t</b>	<b>42/268</b>	<b>80.6</b>
<b>OPPONENTS</b>	<b>515</b>	<b>308</b>	<b>3561</b>	<b>59.8</b>	<b>6.91</b>	<b>23</b>	<b>4.5</b>	<b>22</b>	<b>4.3</b>	<b>72t</b>	<b>39/279</b>	<b>77.8</b>

## 2001 DEFENSIVE STATS

(based on coaches' film review)

	TT	UT	A	S-YDS	I-YDS	PD	FF	FR
1 Mobley	133	101	32	1-6	1-17	3	2	3
2 Wilson	128	98	30	3-25	0-0	7	1	0
3 Romanowski	116	84	32	7-44	0-0	2	1	0
4 Brown	98	78	20	3-26	2-6	8	1	1
5 Kennedy	92	70	22	2-18	1-6	6	0	0
6 O'Neal	60	53	7	0-0	9-115	18	0	0
Washington	60	44	16	4-20	0-0	0	1	1
8 Pryce	55	42	13	7-50	0-0	3	2	0
9 Walker	52	44	8	0-0	3-60	3	0	0
10 Pittman	50	43	7	1-14	0-0	1	1	1
11 McGlockton	43	39	4	1-8	2-17	3	1	0
12 Gold	28	22	6	3-14	0-0	2	1	0
13 Spencer	23	21	2	0-0	3-25	9	0	1
14 Hayward	22	16	6	3-21	0-0	0	0	0
15 Berry	17	13	4	2-12	0-0	1	0	2
16 Lett	15	14	1	0-0	0-0	1	0	0
17 E. Davis	11	6	5	0-0	0-0	1	0	1
18 Coghill	6	5	1	0-0	1-0	0	0	0
Reagar	6	6	0	1-6	0-0	0	0	0
20 Johnson	5	4	1	0-0	0-0	0	0	0
21 Woodall	4	3	1	1-6	0-0	0	0	0
22 Burns	3	2	1	0-0	0-0	0	0	0
23 Jenkins	1	1	0	0-0	0-0	0	0	0
<b>TOTAL</b>	<b>1,028</b>	<b>809</b>	<b>219</b>	<b>39-279</b>	<b>22-240</b>	<b>68</b>	<b>11</b>	<b>10</b>

## 2001 GAMES STARTED

OFFENSE		DEFENSE	
QB Frerotte, Gus	1	DE Hayward, Reggie	2
QB Griese, Brian	15	DE Pittman, Kavika	14
RB Anderson, Mike	7	DE Washington, Keith	16
RB Davis, Terrell	8	DT McGlockton, Chester	16
RB Gary, Olandis	1	DT Pryce, Trevor	16
FB Carter, Tony	6	LB Mobley, John	16
FB Hape, Patrick	8	LB Romanowski, Bill	16
WR Cole, Chris	1	LB Wilson, Al	16
WR Kasper, Kevin	5	CB O'Neal, Deltha	16
WR McCaffrey, Ed	1	CB Spencer, Jimmy	1
WR Smith, Rod	14	CB Walker, Denard	15
TE Carswell, Dwayne	16	S Brown, Eric	16
TE Clark, Desmond	1	S Kennedy, Kenoy	16
C Nalen, Tom	16		
T Lepsis, Matt	16		
T Teague, Trey	16		
G Friedman, Lennie	14		
G Herndon, Steve	3		
G Neil, Dan	15		

## 2001 COACHES

**Mike Shanahan** (Head Coach), **Frank Bush** (Special Teams), **Larry Coyer** (Linebackers), **Rick Dennison** (Offensive Line), **Karl Dorrell** (Wide Receivers), **George Dyer** (Def. Line), **Alex Gibbs** (Asst. Head Coach/Off. Line), **David Gibbs** (Safeties), **Gary Kubiak** (Off. Coord./DBs), **Anthony Lynn** (Special Teams Asst.), **Pat McPherson** (Off. Asst.), **Ron Milus** (Def. Backs), **Brian Pariani** (Tight Ends), **Ray Rhodes** (Def. Coord.), **Greg Saporta** (Asst. Strength & Cond.), **Cedric Smith** (Asst. Strength & Cond.), **John Teerlinck** (Pass Rush Specialist), **Bobby Turner** (Running Backs), **Rich Tuten** (Strength & Cond.), **Steve Watson** (Def. Asst.), **Zaven Yarlalian** (Head Coach's Asst.).

## 2001 LEADERS / RANKINGS

INDIVIDUAL	PLAYER	NO.	AFC RANK	NFL RANK	NFL LEADER	NO.
Points	Elam	124	21	31	Wilkins (STL)	127
Rushing Yards	Davis	701	14	24	Holmes (KC)	1,555
Passing Yards	Griese	2,827	13	23	Warner (STL)	4,830
Passer Rating	Griese	78.5	8	15	Warner (STL)	101.4
Receiving Yards	R. Smith	1,343	3	6	Boston (ARI)	1,598
Receptions	R. Smith	113	1	1	Smith (DEN)	113
Interceptions	O'Neal	19	21	31	Barber (TB/Henry) (CLE)	10
Sacks	Pryce/Romanowski	7	211	371	Strahan (NYG)	22.5
OFFENSE		NO.	AFC RANK	NFL RANK	NFL LEADER	NO.
Points Per Game		21.3	61	91	St. Louis	31.4
Total Yards Per Game		301.1	12	22	St. Louis	418.1
Yards Per Play		4.7	12	231	St. Louis	6.6
Rushing Yards Per Game		117.3	6	10	Pittsburgh	173.4
Net Passing Yards Per Game		183.8	13	25	St. Louis	291.4
DEFENSE		NO.	AFC RANK	NFL RANK	NFL LEADER	NO.
Points Per Game		21.2	12	21	Chicago	12.7
Total Yards Per Game		298.4	4	8	Pittsburgh	258.6
Yards Per Play		5.0	81	151	Baltimore	4.4
Rushing Yards Per Game		93.3	4	6	Pittsburgh	74.7
Net Passing Yards Per Game		205.1	10	16	Miami	176.8

## 2001 KEY AWARDS

**Pro Bowl** (7): TE Dwayne Carswell, K Jason Elam, LB Ian Gold, CB Deltha O'Neal, DT Trevor Pryce, WR Rod Smith, LB Al Wilson. **AP All-Pro** (3): K Jason Elam (second team), DT Trevor Pryce (second team), WR Rod Smith (second team). **NFL Alumni Special Teams Player of the Year**: K Jason Elam.

## 2001 NFL STANDINGS

### AFC EAST

Team	W	L	T	Pct	PF	PA
yz-New England	11	5	0	.688	371	272
x-Miami	11	5	0	.688	344	290
x-New York Jets	10	6	0	.625	308	295
Indianapolis	6	10	0	.375	413	486
Buffalo	3	13	0	.188	265	420

### AFC CENTRAL

Team	W	L	T	Pct	PF	PA
*yz-Pittsburgh	13	3	0	.812	352	212
x-Baltimore	10	6	0	.625	303	265
Cleveland	7	9	0	.438	285	319
Tennessee	7	9	0	.438	336	388
Jacksonville	6	10	0	.375	294	286
Cincinnati	6	10	0	.375	226	309

### AFC WEST

Team	W	L	T	Pct	PF	PA
y-Oakland	10	6	0	.625	399	327
Seattle	9	7	0	.562	301	324
<b>Denver</b>	<b>8</b>	<b>8</b>	<b>0</b>	<b>.500</b>	<b>340</b>	<b>339</b>
Kansas City	6	10	0	.375	320	344
San Diego	5	11	0	.312	332	321

### NFC EAST

Team	W	L	T	Pct	PF	PA
y-Philadelphia	11	5	0	.688	343	208
Washington	8	8	0	.500	256	303
New York Giants	7	9	0	.438	294	321
Arizona	7	9	0	.438	295	343
Dallas	5	11	0	.312	246	338

### NFC CENTRAL

Team	W	L	T	Pct	PF	PA
yz-Chicago	13	3	0	.812	338	203
x-Green Bay	12	4	0	.750	390	266
x-Tampa Bay	9	7	0	.562	324	280
Minnesota	5	11	0	.312	290	390
Detroit	2	14	0	.125	270	424

### NFC WEST

Team	W	L	T	Pct	PF	PA
*yz-St. Louis	14	2	0	.875	503	273
x-San Francisco	12	4	0	.750	409	282
New Orleans	7	9	0	.438	333	409
Atlanta	7	9	0	.438	291	377
Carolina	1	15	0	.062	253	410

x - Playoffs; y - Division Title; z - First-round Bye; \* - Home-field Advantage

## WILD CARD PLAYOFF GAMES

- 1/12 - at Philadelphia 31, Tampa Bay 9
- 1/12 - at Oakland 38, New York Jets 24
- 1/13 - at Green Bay 25, San Francisco 15
- 1/13 - Baltimore 20, at Miami 3

## DIVISIONAL PLAYOFF GAMES

- 1/19 - Philadelphia 33, at Chicago 19
- 1/19 - at New England 16, Oakland 13 (OT)
- 1/20 - at St. Louis 45, Green Bay 17
- 1/20 - at Pittsburgh 27, Baltimore 10

## CONFERENCE CHAMPIONSHIPS

- 1/27 - at St. Louis 29, Philadelphia 24
- 1/27 - New England 24, at Pittsburgh 17

## SUPER BOWL XXXVI (New Orleans)

- 2/3 - New England 20, St. Louis 17



## 2000 FINAL STATISTICS (11-5)

**Head Coach:** Mike Shanahan    **AFC West:** 2nd    **Home Stadium:** Mile High Stadium

Date	W-L	Score	Opponent	Attendance	RUSHING	No.	Yds.	Avg.	Long	TD
Sep 4	L	36-41	at St. Louis	65,956	Anderson	297	1487	5.0	80t	15
Sep 10	W	42-14	Atlanta	75,466	Davis	78	282	3.6	24	2
Sep 17	W	33-24	at Oakland	62,078	Coleman	54	183	3.4	24t	1
Sep 24	L	22-23	Kansas City	74,596	Griese	29	102	3.5	18t	1
Oct 1	L	19-28	New England	75,684	R. Smith	6	99	16.5	50t	1
Oct 8	W	21-7	at San Diego	56,079	Gary	13	80	6.2	25	0
Oct 15	W	44-10	Cleveland	75,811	Frerotte	22	64	2.9	13t	1
Oct 22	L	21-31	at Cincinnati	61,603	Harris TM	10	22	2.2	6	0
Nov 5	W	30-23	at New York Jets	78,305	Griffith	5	4	0.8	3	0
Nov 13	W	27-24	Oakland	75,951	Jackson	1	-1	-1.0	-1	0
Nov 19	W	38-37	San Diego	75,218	Rosen	1	-1	-1.0	-1	0
Nov 26	W	38-31	at Seattle	68,661	<b>BRONCOS</b>	<b>516</b>	<b>2311</b>	<b>4.5</b>	<b>80t</b>	<b>21</b>
Dec 3	W	38-23	at New Orleans	64,900	<b>OPPONENTS</b>	<b>344</b>	<b>1598</b>	<b>4.6</b>	<b>77t</b>	<b>13</b>
Dec 10	W	31-24	Seattle	75,218						
Dec 17	L	7-20	at Kansas City	78,406	<b>RECEIVING</b>	<b>No.</b>	<b>Yds.</b>	<b>Avg.</b>	<b>Long</b>	<b>TD</b>
Dec 23	W	38-9	San Francisco	76,098	McCaffrey	101	1317	13.0	61	6

TEAM STATISTICS	Den	Opp
TOTAL FIRST DOWNS	383	294
Rushing	124	80
Passing	223	189
Penalty	36	25
3RD DOWN: MADE/ATT	97/128	66/191
3rd Down Pct.	44.5	34.6
4TH DOWN: MADE/ATT	9/17	6/18
4th Down Pct.	52.9	33.3
POSSESSION AVG.	33:15	26:45
TOTAL NET YARDS	6554	5544
Avg. Per Game	409.6	346.5
Total Plays	1115	962
Avg. Per Play	5.9	5.8
NET YARDS RUSHING	2331	1530
Avg. Per Game	144.4	99.9
Total Rushes	516	344
NET YARDS PASSING	4243	3946
Avg. Per Game	265.2	246.6
Sacked/Yards Lost	30/221	44/251
Gross Yards	4464	4197
Att./Completions	569/354	574/310
Completion Pct.	62.2	54.0
Had Intercepted	12	27
PUNTS/AVERAGE	62/39.6	73/43.8
NET PUNTING AVG.	62/32.3	73/37.4
PENALTIES/YARDS	89/792	109/898
FUMBLES/BALL LOST	26/13	31/17
TOUCHDOWNS	58	58
Rushing	21	13
Passing	28	26
Returns	9	6

SCORE BY PERIODS	1	2	3	4	OT	PTS
BRONCOS	88	156	121	120	0	485
OPPONENTS	57	120	96	96	0	369

SCORING	TD	Ru	Pa	Ret	PAT	FG	S	PTS
Elam	15	15	0	0	49/49	18/24	0	103
Anderson	9	0	0	0			0	92
McCaffrey	9	0	9	0			0	56
R. Smith	9	1	8	0			0	54
Nedney TM	0	0	0	0	4/4	8/10	0	28
Lindsey LG	0	0	0	0	5/5	5/7	0	20
Carswell	3	0	3	0			0	18
De. Clark	3	0	3	0			0	18
Davis	2	2	0	0			0	12
Griffith	2	0	2	0			0	12
Spencer	2	0	0	2			0	12
Buckley	1	0	0	1			0	6
Chamberlain	1	0	1	0			0	6
Coleman	1	1	0	0			0	6
Crockett	1	0	0	1			0	6
Frerotte	1	1	0	0			0	6
Gold	1	0	0	1			0	6
Griese	1	1	0	0			0	6
Jenkins	1	0	0	1			0	6
McGriff	1	0	1	0			0	6
O'Neal	1	0	0	1			0	6
Pryce	1	0	0	1			0	6
D. Smith	1	0	1	0			0	6
Suttle	1	0	0	1			0	6
TEAM	0	0	0	0			1	2
BRONCOS	58	21	28	9	53/53	26/34	1	485
OPPONENTS	45	13	26	6	42/43	19/23	0	369

**2-PT CONVERSIONS:** Anderson, McCaffrey **BRONCOS** 2-5 **OPPONENTS** 0-2

**SACKS:** Pryce 12.0, Pittman 7.0, Wilson 5.0, Tanuvasa 4.0, Romanowski 3.5, Hasselbach 2.5, Gold 2.0, Mobley 2.0, Reagar 2.0, E. Brown 1.0, Crockett 1.0, Spencer 1.0, Traylor 1.0. **BRONCOS 44.0, OPPONENTS 30.0**

PASSING	Att.	Comp.	Yds.	Comp.%	Yds.
Griese	336	216	2688	64.3	
Frerotte	232	138	1776	59.5	
Jackson	1	0	0	0.0	
<b>BRONCOS</b>	<b>569</b>	<b>354</b>	<b>4464</b>	<b>62.2</b>	
<b>OPPONENTS</b>	<b>574</b>	<b>310</b>	<b>4197</b>	<b>54.0</b>	

RECEIVING	No.	Yds.	Avg.	Long	TD
McCaffrey	101	1317	13.0	61	9
R. Smith	100	1602	16.0	49	8
Carswell	49	495	10.1	43t	3
De. Clark	27	339	12.6	44	3
Anderson	23	169	7.3	18	0
Chamberlain	22	283	12.9	38	1
Griffith	16	101	6.3	16	2
Brooks	3	51	17.0	25	0
Gary	3	10	3.3	7	0
McGriff	2	51	25.5	43t	1
Harris TM	2	19	9.5	16	0
Davis	2	4	2.0	5	0
Montgomery	1	10	10.0	10	0
Miller	1	7	7.0	7	0
Coleman	1	5	5.0	5	0
D. Smith	1	1	1.0	1t	1
<b>BRONCOS</b>	<b>354</b>	<b>4464</b>	<b>12.6</b>	<b>61</b>	<b>28</b>
<b>OPPONENTS</b>	<b>310</b>	<b>4197</b>	<b>13.5</b>	<b>83t</b>	<b>26</b>

INTERCEPTIONS	No.	Yds.	Avg.	Long	TD
Buckley	6	110	18.3	33	1
Jenkins	4	61	15.3	36t	1
Crockett	4	31	7.8	26t	1
Spencer	3	102	34.0	79t	2
Wilson	3	21	7.0	20	0
E. Brown	3	9	3.0	9	0
Romanowski	2	0	0.0	3	0
Mobley	1	9	9.0	9	0
Kennedy	1	0	0.0	0	0
<b>BRONCOS</b>	<b>27</b>	<b>343</b>	<b>12.7</b>	<b>79t</b>	<b>5</b>
<b>OPPONENTS</b>	<b>12</b>	<b>144</b>	<b>12.0</b>	<b>75t</b>	<b>1</b>

PUNTING	No.	Yds.	Avg.	Net	TB	In20	Long	B
Rouen	61	2455	40.2	32.3	9	18	62	1
Lindsey LG	3	117	39.0	32.3	1	0	46	0
<b>BRONCOS</b>	<b>62</b>	<b>2455</b>	<b>39.6</b>	<b>32.3</b>	<b>9</b>	<b>18</b>	<b>62</b>	<b>1</b>
<b>OPPONENTS</b>	<b>73</b>	<b>3196</b>	<b>43.8</b>	<b>37.4</b>	<b>5</b>	<b>25</b>	<b>69</b>	<b>1</b>

PUNT RETURNS	No.	FC	Yds.	Avg.	Long	TD
O'Neal	34	11	354	10.4	64	0
Buckley	2	1	10	5.0	11	0
<b>BRONCOS</b>	<b>36</b>	<b>12</b>	<b>364</b>	<b>10.1</b>	<b>64</b>	<b>0</b>
<b>OPPONENTS</b>	<b>23</b>	<b>9</b>	<b>270</b>	<b>11.7</b>	<b>86t</b>	<b>1</b>

KICKOFF RETURNS	No.	Yds.	Avg.	Long	TD
O'Neal	46	1102	24.0	87½	1
Cole	11	264	24.0	37	0
D. Smith	5	73	14.6	17	0
Chamberlain	2	25	12.5	13	0
Carswell	1	0	0.0	0	0
Miller	1	13	13.0	13	0
<b>BRONCOS</b>	<b>66</b>	<b>1477</b>	<b>22.4</b>	<b>87½</b>	<b>1</b>
<b>OPPONENTS</b>	<b>90</b>	<b>1934</b>	<b>21.5</b>	<b>100½</b>	<b>1</b>

FIELD GOALS	1-19	20-29	30-39	40-49	50+
Elam	0/0	7/7	6/7	4/9	1/1
Nedney TM	0/0	6/6	1/1	1/2	0/1
Nedney LG	2/2	0/0	1/3	2/2	0/0
<b>BRONCOS</b>	<b>0/0</b>	<b>13/13</b>	<b>7/8</b>	<b>5/11</b>	<b>1/2</b>
<b>OPPONENTS</b>	<b>3/3</b>	<b>5/5</b>	<b>3/4</b>	<b>8/11</b>	<b>0/0</b>

**ELAM:** (32G,38G,36G)(29G,51G)()()()()22G,45N,45G,46G)(48N,48N)  
 (31G, 41G,62G)(23G,41G)(26G,42N)(35G)(22G)(38G)(37N)(41N,20G)  
**LINSEY, Jac-Den.:** ()()()36G,33N,19G>()(19G,48G,49G,31N)  
**LINSEY, Den.:** ()()()()()()()()()()()()()()  
**OPPONENTS:** ()()19G,49N)(42G>()(34N)(45G)(24G)(45G,26G,28G)  
 (19G) 41G,31G,33G)(42G) (43N,30G,19G,42G)(23G)(40G,27G)  
 (48N,44G)

TD	TD%	Int	Int%	Long	Sack/Lost	Rating
19	5.7	4	1.2	61	17/139	102.9
9	3.9	8	3.4	44	12/77	82.1
0	0.0	0	0.0	0	1/5	39.6
28	4.9	12	2.1	61	30/221	94.2
26	4.5	27	4.7	831	44/251	73.1

## 2000 DEFENSIVE STATS

(based on coaches' film review)

	TT	UT	A	S-YDS	I-YDS	PD	FF	FR
1 Mobley	133	92	41	2-16	1-9	10	2	0
2 Romanowski	121	88	33	3.5-17	2-0	3	2	2
3 Jenkins	109	87	22	0-0	4-3	7	3	0
4 Wilson	104	73	31	5-31	3-21	6	1	0
5 E. Brown	102	86	16	1-8	3-9	7	0	3
6 Traylor	53	44	9	1-0	0-0	2	2	1
7 Pryce	44	36	8	12-76.5	0-0	0	2	1
8 Spencer	40	35	5	1-1	3-102	6	1	0
9 Pittman	39	33	6	7-43	0-0	1	1	1
10 Buckley	33	32	1	0-0	6-110	8	0	0
11 Crockett	32	29	3	1-6	4-31	7	1	0
Tanuvasa	32	28	4	4-19	0-0	0	0	4
13 Gold	21	20	1	2-4	0-0	0	1	0
14 Cadrez	14	7	7	0-0	0-0	1	0	0
15 Reagar	13	13	0	2-19	0-0	1	0	0
Lodish	13	10	3	0-0	0-0	0	0	0
Hasselbach	13	8	5	2.5-10.5	0-0	0	1	0
18 Kennedy	6	6	0	0-0	1-0	0	0	0
19 Archambeau	2	2	0	0-0	0-0	0	0	0
O'Neal	2	2	0	0-0	0-0	5	1	1
Suttle	2	2	0	0-0	0-0	0	0	0
Burns	2	1	1	0-0	0-0	1	0	0
23 Coghill	1	1	0	0-0	0-0	0	1	0
<b>TOTAL</b>	<b>931</b>	<b>735</b>	<b>196</b>	<b>44-251</b>	<b>27-343</b>	<b>65</b>	<b>19</b>	<b>13</b>

## 2000 GAMES STARTED

### OFFENSE

QB Frerotte, Gus	6	DE Hasselbach, Harald	1
QB Griese, Brian	10	DE Pittman, Kavika	15
RB Anderson, Mike	12	DE Tanuvasa, Maa	16
RB Davis, Terrell	4	DT Pryce, Trevor	16
FB Griffith, Howard	14	DT Traylor, Keith	16
WR McCaffrey, Ed	16	LB Cadrez, Glenn	3
WR Smith, Rod	16	LB Mobley, John	14
TE Carswell, Dwayne	16	LB Romanowski, Bill	16
TE Clark, Desmond	2	LB Wilson, Al	14
C Nalen, Tom	16	CB Buckley, Terrell	16
T Jones, Tony	16	CB Crockett, Ray	11
T Lepsis, Matt	16	CB Spencer, Jimmy	6
G Friedman, Lennie	8	S Brown, Eric	16
G Neil, Dan	16	S Jenkins, Billy	16
G Schlereth, Mark	8		

## 2000 COACHES

**Mike Shanahan** (Head Coach), **Frank Bush** (Nickel Package/Secondary), **Larry Coyer** (Linebackers), **Rick Dennison** (Special Teams), **Karl Dorrell** (Wide Receivers), **George Dyer** (Defensive Line), **Alex Gibbs** (Assistant Head Coach/Offensive Line), **Gary Kubiak** (Offensive Coordinator/Quarterbacks), **Anthony Lynn** (Special Teams Assistant), **Pat McPherson** (Offensive Assistant), **Ron Milus** (Defensive Backs), **Brian Pariani** (Tight Ends), **Greg Robinson** (Defensive Coordinator), **Greg Saporita** (Assistant Strength & Conditioning), **John Teerlinck** (Pass Rush Specialist), **Terry Tumeay** (Defensive Assistant), **Bobby Turner** (Running Backs), **Rich Tuten** (Strength & Conditioning).

## 2000 LEADERS / RANKINGS

INDIVIDUAL	PLAYER	NO.	AFC RANK	NFL RANK	NFL LEADER	NO.
Points	Elam	103	10	17	Stover (BAL)	135
Rushing Yards	Anderson	1,487	3	4	James (IND)	1,709
Passing Yards	Griese	2,688	8	17	Manning (IND)	4,413
Passer Rating	Griese	102.9	1	1	Griese (DEN)	102.9
Receiving Yards	R. Smith	1,602	1	2	Holt (STL)	1,635
Receptions	McCaffrey	101	2	3	Harrison (IND)	102
Interceptions	Buckley	6	3t	7t	Shapiro (GB)	5
Sacks	Pryce	12	5	9t	Glover (NO)	18
OFFENSE		NO.	AFC RANK	NFL RANK	NFL LEADER	NO.
Points Per Game		30.3	1	2	St. Louis	33.8
Total Yards Per Game		409.6	1	2	St. Louis	442.2
Yards Per Play		5.9	2	5	St. Louis	7.0
Rushing Yards Per Game		144.4	3	3	Oakland	154.4
Net Passing Yards Per Game		265.2	2	3	St. Louis	327.0
DEFENSE		NO.	AFC RANK	NFL RANK	NFL LEADER	NO.
Points Per Game		23.1	13	23	Baltimore	10.3
Total Yards Per Game		346.5	14	24	Tennessee	238.4
Yards Per Play		5.8	15	30	Tennessee	4.2
Rushing Yards Per Game		99.9	6	7	Baltimore	60.6
Net Passing Yards Per Game		246.6	16	31	Tennessee	151.5

## 2000 KEY AWARDS

**Pro Bowl** (4): QB Brian Griese, C Tom Nalen, DT Trevor Pryce, WR Rod Smith. **AP All-Pro** (2): C Tom Nalen (first team), WR Rod Smith (second team). **AP NFL Offensive Rookie of the Year**: RB Mike Anderson.

## 2000 NFL STANDINGS

### AFC EAST

Team	W	L	T	Pct	PF	PA
y-Miami	11	5	0	.688	323	226
x-Indianapolis	10	6	0	.625	429	326
New York Jets	9	7	0	.563	321	321
Buffalo	8	8	0	.500	315	350
New England	5	11	0	.313	276	338

### AFC CENTRAL

Team	W	L	T	Pct	PF	PA
*yz-Tennessee	13	3	0	.813	346	191
x-Baltimore	12	4	0	.750	333	165
Pittsburgh	9	7	0	.563	321	255
Jacksonville	7	9	0	.438	367	327
Cincinnati	4	12	0	.250	185	359
Cleveland	3	13	0	.188	161	419

### AFC WEST

Team	W	L	T	Pct	PF	PA
yz-Oakland	12	4	0	.750	479	299
x-Denver	11	5	0	.688	485	369
Kansas City	7	9	0	.438	355	354
Seattle	6	10	0	.375	320	405
San Diego	1	15	0	.063	269	440

### NFC EAST

Team	W	L	T	Pct	PF	PA
*yz-New York Giants	12	4	0	.750	328	246
x-Philadelphia	11	5	0	.688	351	245
Washington	8	8	0	.500	281	269
Dallas	5	11	0	.313	294	361
Arizona	3	13	0	.188	210	443

### NFC CENTRAL

Team	W	L	T	Pct	PF	PA
yz-Minnesota	11	5	0	.688	397	371
x-Tampa Bay	10	6	0	.625	388	269
Detroit	9	7	0	.563	307	307
Green Bay	9	7	0	.563	353	323
Chicago	5	11	0	.313	216	355

### NFC WEST

Team	W	L	T	Pct	PF	PA
y-St. Louis	10	6	0	.625	540	371
x-New Orleans	10	6	0	.625	354	305
Carolina	7	9	0	.438	310	310
San Francisco	6	10	0	.375	388	422
Atlanta	4	12	0	.250	252	413

x - Playoffs; y - Division Title; z - First-round Bye; \* - Home-field Advantage

## WILD CARD PLAYOFF GAMES

12/30 - at Miami 23, Indianapolis 17 (OT)  
12/30 - at New Orleans 31, St. Louis 28  
**12/31 - at Baltimore 21, Denver 3**  
12/31 - at Philadelphia 21, Tampa Bay 3

## DIVISIONAL PLAYOFF GAMES

1/6 - at Oakland 27, Miami 0  
1/6 - at Minnesota 34, New Orleans 16  
1/7 - Baltimore 24, at Tennessee 10  
1/7 - at New York 20, Philadelphia 10

## CONFERENCE CHAMPIONSHIPS

1/14 - Baltimore 16, at Oakland 3  
1/14 - at New York Giants 41, Minnesota 0

## SUPER BOWL XXXV (TAMPA, FLA.)

1/28 - Baltimore 34, New York Giants 7

# 1999 FINAL STATISTICS (6-10)

**Head Coach:** Mike Shanahan    **AFC West:** 5th    **Home Stadium:** Mile High Stadium

Date	W-L	Score	Opponent	Attendance	RUSHING	No.	Yds.	Avg.	Long	TD
Sept 13	L	21-38	Miami	75,623	Gary	276	1159	4.2	71	7
Sept 19	L	10-26	at Kansas City	78,683	Davis	67	211	3.1	26	2
Sept 26	L	10-13	at Tampa Bay	65,297	Loville	40	203	5.1	36t	1
Oct 3	L	13-21	New York Jets	74,181	Griese	46	138	3.0	23	2
Oct 10	W	16-13	at Oakland	55,704	Griffith	17	66	3.9	13	1
Oct 17	W	31-10	Green Bay	73,352	C. Miller	8	40	5.0	13	0
Oct 24	L	23-24	at New England	60,011	Avery LG	5	21	4.2	11	0
Oct 31	L	20-23	Minnesota	75,021	Avery TM	5	21	4.2	11	0
Nov 7	W	33-17	at San Diego	61,204	Brister	2	17	8.5	17	0
Nov 14	L	17-20	at Seattle	66,314	D. Smith	1	7	7.0	7	0
Nov 22	W	27-21	Oakland (OT)	70,012	Lynn	2	2	1.0	1	0
Dec 5	L	10-16	Kansas City	73,855	Rouen	1	0	0.0	0	0
Dec 13	L	24-27	at Jacksonville	71,357	<b>BRONCOS</b>	<b>465</b>	<b>1864</b>	<b>4.0</b>	<b>71</b>	<b>13</b>
Dec 19	W	36-30	Seattle (OT)	65,987	<b>OPPONENTS</b>	<b>440</b>	<b>1737</b>	<b>3.9</b>	<b>54</b>	<b>15</b>
Dec 25	W	17-7	at Detroit	73,158						
Jan 2	L	6-12	San Diego	69,278						

TEAM STATISTICS	Den	Opp
TOTAL FIRST DOWNS	308	267
Rushing	107	88
Passing	168	154
Penalty	33	25
3RD DOWN: MADE/ATT	84/229	64/203
3rd Down Pct.	36.7	31.5
4TH DOWN: MADE/ATT	6/14	5/11
4th Down Pct.	42.9	45.5
POSSESSION AVG.	31:06	28:54
TOTAL NET YARDS	5283	4753
Avg. Per Game	330.2	297.1
Total Plays	1053	961
Avg. Per Play	5.0	4.9
NET YARDS RUSHING	1864	1737
Avg. Per Game	116.5	108.6
Total Rushes	465	440
NET YARDS PASSING	3419	3016
Avg. Per Game	213.7	188.5
Sacked/Yards Lost	34/227	50/283
Gross Yards	3646	3299
Att./Completions	554/319	471/273
Completion Pct.	57.6	58.0
Had Intercepted	18	15
PUNTS/AVERAGE	84/46.5	92/43.6
NET PUNTING AVG.	84/35.6	92/36.5
PENALTIES/YARDS	114/872	114/1016
FUMBLES/BALL LOST	13/10	29/11
TOUCHDOWNS	32	35
Rushing	13	15
Passing	16	17
Returns	3	3

SCORE BY PERIODS	1	2	3	4	OT	PTS
<b>BRONCOS</b>	79	58	77	88	12	314
<b>OPPONENTS</b>	34	115	62	107	0	318

SCORING	TD	Ru	Pa	Ret	PAT	FG	S	PTS
Elam	0	0	0	0	29/29	29/36	0	116
Gary	7	7	0	0	0	0	0	44
McCaffrey	7	0	7	0	0	0	0	42
R. Smith	4	0	4	0	0	0	0	24
Carswell	2	0	2	0	0	0	0	12
Chamberlain	2	0	2	0	0	0	0	12
Davis	2	2	0	0	0	0	0	12
Griese	2	2	0	0	0	0	0	12
Griffith	2	1	1	0	0	0	0	12
Cadrez	1	0	0	1	0	0	0	6
Loville	1	1	0	0	0	0	0	6
Romanowski	1	0	0	1	0	0	0	6
Watson	1	0	0	1	0	0	0	6
Pryce	0	0	0	0	0	1	2	2
TEAM	0	0	0	0	0	1	2	2
<b>BRONCOS</b>	<b>32</b>	<b>13</b>	<b>16</b>	<b>3</b>	<b>29/29</b>	<b>29/36</b>	<b>2</b>	<b>314</b>
<b>OPPONENTS</b>	<b>35</b>	<b>15</b>	<b>17</b>	<b>3</b>	<b>31/32</b>	<b>25/29</b>	<b>0</b>	<b>318</b>

**2-PT. CONVERSIONS:** Gary, **BRONCOS** 1-1, **OPPONENTS** 1-3

**SACKS:** Pryce 13.0, Cadrez 7.0, Tanuvasa 7.0, N. Smith 6.5, Williams 4.0, Hasselbach 2.5, Crockett 2.0, Wayne 2.0, E. Brown 1.5, Traylor 1.5, Bowens 1.0, Braxton 1.0, Wilson 1.0, **BRONCOS** 50.0, **OPPONENTS** 34.0

PASSING	Att.	Comp.	Yds.	Comp.%	Yds/Att.	TD	TD%	Int	Int%	Long	Sack/Lost	Rating
Griese	452	261	3032	57.7	6.71	14	3.1	14	3.1	88	27/176	75.6
C. Miller	81	46	527	56.8	6.51	2	2.5	1	1.2	42	7/51	79.6
Brister	20	12	87	60.0	4.35	0	0.0	3	15.0	11	0/0	30.6
R. Smith	1	0	0	0.0	0.00	0	0.0	0	0.0	0	0/0	39.6
<b>BRONCOS</b>	<b>554</b>	<b>319</b>	<b>3646</b>	<b>57.6</b>	<b>6.58</b>	<b>16</b>	<b>2.9</b>	<b>18</b>	<b>3.2</b>	<b>88</b>	<b>34/227</b>	<b>73.6</b>
<b>OPPONENTS</b>	<b>471</b>	<b>273</b>	<b>3299</b>	<b>58.0</b>	<b>7.00</b>	<b>17</b>	<b>3.6</b>	<b>15</b>	<b>3.2</b>	<b>67</b>	<b>50/283</b>	<b>78.3</b>

RECEIVING	No.	Yds.	Avg.	Long	TD
R. Smith	79	1020	12.9	71	4
McCaffrey	71	1018	14.3	78t	7
Chamberlain	32	488	15.3	88	2
Griffith	26	192	7.4	20	1
Carswell	24	201	8.4	20	2
Sharpe	23	224	9.7	24	0
Gary	21	159	7.6	21	0
Loville	11	50	4.5	15	0
Cooper	9	98	10.9	21	0
B. Miller	5	59	11.8	26	0
Avery LG	4	24	6.0	11	0
Avery TM	4	24	6.0	11	0
D. Smith	4	23	5.8	11	0
McGriff	3	37	12.3	15	0
Davis	3	26	8.7	10	0
Doering	3	22	7.3	9	0
Clark	1	5	5.0	5	0
<b>BRONCOS</b>	<b>319</b>	<b>3646</b>	<b>11.4</b>	<b>88</b>	<b>16</b>
<b>OPPONENTS</b>	<b>273</b>	<b>3299</b>	<b>12.1</b>	<b>67</b>	<b>17</b>

INTERCEPTIONS	No.	Yds.	Avg.	Long	TD
James	5	59	11.8	45	0
Romanowski	3	35	11.7	18t	1
Carter	2	48	24.0	34	0
Crockett	2	14	7.0	10	0
E. Brown	1	13	13.0	13	0
Coghill	1	0	0.0	0	0
Pryce	1	0	0.0	0	0
<b>BRONCOS</b>	<b>15</b>	<b>169</b>	<b>11.3</b>	<b>45</b>	<b>1</b>
<b>OPPONENTS</b>	<b>18</b>	<b>231</b>	<b>12.8</b>	<b>60</b>	<b>1</b>

PUNTING	No.	Yds.	Avg.	Net	TB	In20	Long	B
Rouen	84	3908	46.5	35.6	16	19	65	0
<b>BRONCOS</b>	<b>84</b>	<b>3908</b>	<b>46.5</b>	<b>35.6</b>	<b>16</b>	<b>19</b>	<b>65</b>	<b>0</b>
<b>OPPONENTS</b>	<b>92</b>	<b>4011</b>	<b>43.6</b>	<b>36.5</b>	<b>12</b>	<b>27</b>	<b>64</b>	<b>1</b>

PUNT RETURNS	No.	FC	Yds.	Avg.	Long	TD
Watson	44	8	334	7.6	81t	1
McGriff	7	1	50	7.1	20	0
Coghill	3	1	25	8.3	10	0
<b>BRONCOS</b>	<b>54</b>	<b>10</b>	<b>409</b>	<b>7.6</b>	<b>81t</b>	<b>1</b>
<b>OPPONENTS</b>	<b>43</b>	<b>13</b>	<b>600</b>	<b>14.0</b>	<b>80t</b>	<b>1</b>

KICKOFF RETURNS	No.	Yds.	Avg.	Long	TD
Watson	48	1138	23.7	71	0
Avery LG	9	192	21.3	33	0
Avery TM	7	137	19.6	25	0
B. Miller	4	79	19.8	30	0
Loville	2	22	11.0	12	0
D. Smith	1	12	12.0	11	0
R. Smith	1	10	10.0	10	0
<b>BRONCOS</b>	<b>63</b>	<b>1398</b>	<b>22.2</b>	<b>71</b>	<b>0</b>
<b>OPPONENTS</b>	<b>70</b>	<b>1457</b>	<b>20.8</b>	<b>61</b>	<b>0</b>

FIELD GOALS	1-19	20-29	30-39	40-49	50+
Elam	1/1	8/8	7/8	8/11	5/8
<b>BRONCOS</b>	<b>1/1</b>	<b>8/8</b>	<b>7/8</b>	<b>8/11</b>	<b>5/8</b>
<b>OPPONENTS</b>	<b>2/2</b>	<b>6/6</b>	<b>6/7</b>	<b>10/12</b>	<b>1/2</b>

**ELAM:** (44B,41N)(50G)(44G)(26G,51G)(48G,47G,26G)(20G,53N)(40G,28G,30G,59N)(19G,37N)(44G,55G,41G,24G)(25G)(30G,24G,38G,53G)(39G)(40G)(28G,64N,46G,33G,45N)(32G)(37G,50G)  
**OPPONENTS:** (39N,37B)(30G,54G,26G)(44G)(44N,37G)(1)(23G)(45G,51N)(25G,23G,52N)(1)(1)(27G)(20G)(36G,19G)(28N,42G)(1)

## 1999 DEFENSIVE STATS

(based on coaches' film review)

	TT	UT	A	S-YDS	I-YDS	PD	FF	FR
1 Cadrez	97	73	24	7-24	0-0	5	3	4
2 Romanowski	94	69	25	0-0	3-35	9	0	0
3 Wilson	88	70	18	1-1	0-0	6	1	2
4 E. Brown	80	62	18	1.5-8	1-13	3	0	0
5 Carter	73	57	16	0-0	2-48	12	1	0
6 Crockett	71	64	7	2-24	2-14	10	1	1
7 Braxton	61	45	16	1-10	0-0	0	0	0
8 Poyce	50	36	14	13-75	1-0	0	3	1
9 Tanuvasa	43	36	7	7-30	0-0	0	2	0
10 Traylor	42	36	6	1.5-10.5	0-0	6	2	0
11 James	38	32	6	0-0	5-59	11	2	0
12 Johnson	36	28	8	0-0	0-0	4	0	1
13 Coghill	34	28	6	0-0	1-0	4	0	0
N. Smith	34	26	8	6.5-42	0-0	1	0	0
15 Hasselbach	25	17	8	2.5-14.5	0-0	0	0	0
16 Williams	19	15	4	4-28	0-0	1	2	0
17 Lodish	13	10	3	0-0	0-0	0	0	0
Mobley	13	10	3	0-0	0-0	1	0	0
19 Reagar	11	8	3	0-0	0-0	0	0	0
20 Wayne	10	8	2	2-15	0-0	0	1	0
Bowens	10	6	4	1-1	0-0	0	0	0
C. Brown	10	5	5	0-0	0-0	0	0	0
23 Grasmanis	6	4	2	0-0	0-0	0	0	0
24 Watson	5	5	0	0-0	0-0	2	0	0
25 Ulmer	1	1	0	0-0	0-0	0	0	0
<b>TOTAL</b>	<b>964</b>	<b>751</b>	<b>213</b>	<b>50-283</b>	<b>15-169</b>	<b>75</b>	<b>18</b>	<b>9</b>

## 1999 GAMES STARTED

### OFFENSE

QB Griese, Brian	13	DE Hasselbach, Harald	2
QB Miller, Chris	3	DE Smith, Neil	8
RB Davis, Terrell	4	DE Tanuvasa, Maa	16
RB Gary, Olandis	12	DE Williams, Alfred	6
WR Griffith, Howard	16	DT Lodish, Mike	2
WR Cooper, Andre	1	DT Pryce, Trevor	15
WR McCaffrey, Ed	15	DT Traylor, Keith	15
WR Nash, Marcus	1	LB Cadrez, Glenn	15
WR Smith, Rod	15	LB Mobley, John	2
TE Carswell, Dwayne	11	LB Romanowski, Bill	16
TE Sharpe, Shannon	5	LB Wilson, Al	12
C Nalen, Tom	16	CB Carter, Dale	14
T Jones, Tony	12	CB Crockett, Ray	16
T Lepsis, Matt	16	CB James, Tony	4
T Teague, Trey	4	CB Watson, Chris	1
G Banks, Chris	1	S Braxton, Tyrone	15
G Neil, Dan	15	S Brown, Eric	10
G Schlereth, Mark	16	S Coghill, George	5
		S Johnson, Darius	2

## 1999 COACHES

**Mike Shanahan** (Head Coach), **Frank Bush** (Linebackers), **Barney Chavous** (Asst. Off. Line/Asst. Strength & Cond.), **Rick Dennison** (Special Teams), **Ed Donatelli** (Def. Backs), **George Dyer** (Def. Line), **Alex Gibbs** (Asst. Head Coach/Offensive Line), **Mike Heimerdinger** (Wide Receivers), **Gary Kubiak** (Off. Coordinator/QBs), **Pat McPherson** (Off. Asst.), **Brian Pariani** (Tight Ends), **Ricky Porter** (Strength & Conditioning Asst.), **Greg Robinson** (Def. Coordinator), **Greg Saporta** (Asst. Strength & Cond.), **Rick Smith** (Def. Assistant), **John Teerlinck** (Pass Rush Specialist), **Terry Turney** (Def. Assistant), **Bobby Turner** (Running Backs), **Rich Tuten** (Strength & Conditioning).

## 1999 LEADERS / RANKINGS

INDIVIDUAL	PLAYER	NO.	AFC RANK	NFL RANK	NFL LEADER	NO.
Points	Elam	116	51	61	Vanderjagt (IND)	145
Rushing Yards	Gary	1,159	6	11	James (IND)	1,553
Passing Yards	Griese	3,032	8	12	Beuerlein (CAR)	4,496
Passer Rating	Griese	75.6	111	22	Warner (STL)	109.2
Receiving Yards	R. Smith	1,020	9	24	Harrison (IND)	1,663
Receptions	R. Smith	79	5	151	Smith (JAC)	116
Interceptions	James	5	51	131	Five Players	7
Sacks	Pryce	13	2	5	Carter (STL)	17
OFFENSE		NO.	AFC RANK	NFL RANK	NFL LEADER	NO.
Points Per Game		19.6	11	18	St. Louis	32.9
Total Yards Per Game		330.2	7	14	St. Louis	400.8
Yards Per Play		5.0	71	141	St. Louis	6.5
Rushing Yards Per Game		116.5	8	12	Jacksonville	130.7
Net Passing Yards Per Game		213.7	7	15	St. Louis	272.1
DEFENSE		NO.	AFC RANK	NFL RANK	NFL LEADER	NO.
Points Per Game		19.9	8	11	Jacksonville	13.6
Total Yards Per Game		297.1	5	7	Buffalo	252.3
Yards Per Play		4.9	71	91	Baltimore	4.1
Rushing Yards Per Game		108.6	12	19	St. Louis	74.3
Net Passing Yards Per Game		213.7	7	8	Buffalo	167.2

## 1999 KEY AWARDS

**Pro Bowl (3):** C Tom Nalen, DT Trevor Pryce, RB Detron Smith (special teams). **AP All-Pro (2):** DT Trevor Pryce (first team), C Tom Nalen (second team).

## 1999 NFL STANDINGS

### AFC EAST

Team	W	L	T	Pct	PF	PA
yz-Indianapolis	13	3	0	.813	423	333
x-Buffalo	11	5	0	.688	320	229
x-Miami	9	7	0	.563	326	336
New England	8	8	0	.500	299	284
New York Jets	8	8	0	.500	308	309

### AFC CENTRAL

Team	W	L	T	Pct	PF	PA
*yz-Jacksonville	14	2	0	.875	396	217
x-Tennessee	13	3	0	.813	392	324
Baltimore	8	8	0	.500	324	277
Pittsburgh	6	10	0	.375	317	320
Cincinnati	4	12	0	.250	283	460
Cleveland	2	14	0	.125	217	437

### AFC WEST

Team	W	L	T	Pct	PF	PA
y-Seattle	9	7	0	.563	338	298
Kansas City	9	7	0	.563	390	322
San Diego	8	8	0	.500	269	316
Oakland	8	8	0	.500	390	329
Denver	6	10	0	.375	314	318

### NFC EAST

Team	W	L	T	Pct	PF	PA
y-Washington	10	6	0	.625	443	377
x-Dallas	8	8	0	.500	352	276
New York Giants	7	9	0	.438	299	358
Arizona	6	10	0	.375	245	382
Philadelphia	5	11	0	.313	272	357

### NFC CENTRAL

Team	W	L	T	Pct	PF	PA
yz-Tampa Bay	11	5	0	.688	270	235
x-Minnesota	10	6	0	.625	399	335
x-Detroit	8	8	0	.500	322	323
Green Bay	8	8	0	.500	357	341
Chicago	6	10	0	.375	272	341

### NFC WEST

Team	W	L	T	Pct	PF	PA
*yz-St. Louis	13	3	0	.813	526	242
Carolina	8	8	0	.500	421	381
Atlanta	5	11	0	.313	285	380
San Francisco	4	12	0	.250	295	453
New Orleans	3	13	0	.188	260	434

x - Playoffs; y - Division Title; z - First-round Bye; \* - Home-field Advantage

## WILD CARD PLAYOFF GAMES

1/8 - at Tennessee 22, Buffalo 16  
1/8 - at Washington 27, Detroit 13  
1/9 - Miami 20, at Seattle 17  
1/9 - at Minnesota 27, Dallas 10

## DIVISIONAL PLAYOFF GAMES

1/15 - at Jacksonville 62, Miami 7  
1/15 - at Tampa Bay 14, Washington 13  
1/16 - Tennessee 19, at Indianapolis 16  
1/16 - at St. Louis 49, Minnesota 37

## CONFERENCE CHAMPIONSHIPS

1/23 - Tennessee 33, at Jacksonville 14  
1/23 - at St. Louis 11, Tampa Bay 6

## SUPER BOWL XXXIV (ATLANTA)

1/30 - St. Louis 23, Tennessee 16

## 1998 FINAL STATISTICS (14-2)

**Head Coach:** Mike Shanahan    **AFC West:** 1st    **Home Stadium:** Mile High Stadium

Date	W-L	Score	Opponent	Attendance	RUSHING	No.	Yds.	Avg.	Long	TD
Sept 7	W	27-21	New England	74,745	Davis	392	2008	5.1	70	21
Sept 13	W	42-23	Dallas	75,013	Loville	53	161	3.0	12	2
Sept 20	W	34-17	at Oakland	56,578	Brister	19	102	5.4	38t	1
Sept 27	W	38-16	at Washington	71,880	Elway	37	94	2.5	16	1
Oct 4	W	41-16	Philadelphia	73,218	R. Smith	6	63	10.5	37	0
Oct 11	W	21-16	at Seattle	66,258	Hebron	9	31	3.4	8	1
Oct 25	W	37-24	Jacksonville	75,217	Griffith	4	13	3.3	16	0
Nov 1	W	33-26	at Cincinnati	59,974	Rouen	1	0	0.0	0	0
Nov 8	W	27-10	San Diego	74,925	Griese	4	-4	-1.0	0	0
Nov 16	W	30-7	at Kansas City	78,100	<b>BRONCOS</b>	<b>525</b>	<b>2468</b>	<b>4.7</b>	<b>70</b>	<b>26</b>
Nov 22	W	40-14	Oakland	75,325	<b>OPPONENTS</b>	<b>356</b>	<b>1287</b>	<b>3.6</b>	<b>45</b>	<b>8</b>
Nov 29	W	31-16	at San Diego	66,532						
Dec 6	W	35-31	Kansas City	74,962	<b>RECEIVING</b>	<b>No.</b>	<b>Yds.</b>	<b>Avg.</b>	<b>Long</b>	<b>TD</b>
Dec 13	L	16-20	at New York Giants	72,336	R. Smith	86	1222	14.2	58	6
Dec 21	L	21-31	at Miami	74,363	McCaffrey	64	1053	16.5	48	10
Dec 27	W	28-21	Seattle	74,057	Sharpe	64	768	12.0	38t	10
					Davis	25	217	8.7	35	2
					Green	16	194	12.1	50	1
					Griffith	15	97	6.5	15	3
					Nash	4	76	19.0	31	0
					Carswell	4	51	12.8	15	0
					Chamberlain	3	35	11.7	16	0
					D. Smith	3	24	8.0	16	0
					Loville	2	29	14.5	17	0
					Hebron	2	5	2.5	3	0
					Armour	1	23	23.0	23	0
					Elway	1	14	14.0	14	0
					<b>BRONCOS</b>	<b>290</b>	<b>3808</b>	<b>13.1</b>	<b>58</b>	<b>32</b>
					<b>OPPONENTS</b>	<b>345</b>	<b>3983</b>	<b>11.5</b>	<b>75t</b>	<b>28</b>

TEAM STATISTICS	Den	Opp
TOTAL FIRST DOWNS	347	283
Rushing	135	80
Passing	186	183
Penalty	26	20
3RD DOWN: MADE/ATT	90/207	88/225
3rd Down Pct.	43.5	39.1
4TH DOWN: MADE/ATT	4/10	10/19
4th Down Pct.	40.0	52.6
POSSESSION AVG.	32:08	27:52
TOTAL NET YARDS	6092	4935
Avg. Per Game	380.8	308.4
Total Plays	1041	999
Avg. Per Play	5.9	4.9
NET YARDS RUSHING	2468	1287
Avg. Per Game	154.3	80.4
Total Rushes	525	356
NET YARDS PASSING	3624	3648
Avg. Per Game	226.5	228.0
Sacked/Yards Lost	25/184	47/335
Gross Yards	3808	3983
Att./Completions	491/290	596/345
Completion Pct.	59.1	57.9
Had Intercepted	14	19
PUNTS/AVERAGE	67/46.2	88/42.4
NET PUNTING AVG.	67/37.6	88/36.1
PENALTIES/YARDS	115/1023	113/865
FUMBLES/BALL LOST	17/6	28/11
TOUCHDOWNS	62	38
Rushing	26	8
Passing	32	28
Returns	4	2

SCORE BY PERIODS	1	2	3	4	OT	PTS
BRONCOS	144	156	64	137	0	501
OPPONENTS	54	87	58	110	0	309

SCORING	TD	Ru	Pa	Ret	PAT	FG	S	PTS
Davis	23	21	2	0			0	138
Elam	0	0	0	0	58/58	23/27	0	127
McCaffrey	10	0	10	0			0	62
Sharpe	10	0	10	0			0	60
R. Smith	7	0	6	1			0	42
Griffith	3	0	3	0			0	18
Hebron	2	1	0	1			0	12
Loville	2	2	0	0			0	12
Brister	1	1	0	0			0	6
Crockett	1	0	0	1			0	6
Elway	1	1	0	0			0	6
Gordon	1	0	0	1			0	6
Green	1	0	1	0			0	6
Rouen	0	0	0	0	0/1	0/0	0	0
<b>BRONCOS</b>	<b>62</b>	<b>26</b>	<b>32</b>	<b>4</b>	<b>58/59</b>	<b>23/27</b>	<b>0</b>	<b>501</b>
<b>OPPONENTS</b>	<b>38</b>	<b>8</b>	<b>28</b>	<b>2</b>	<b>31/31</b>	<b>14/20</b>	<b>2</b>	<b>309</b>

**2-PT. CONVERSIONS:** McCaffrey, **BRONCOS 1-3, OPPONENTS 2-7**

**SACKS:** Pryce 8.5, Tanuvasa 8.5, Romanowski 7.5, Cadrez 4.0, N. Smith 4.0, Hasselbach 3.0, Williams 3.0, Lodish 2.0, Traylor 2.0, Washington 2.0, Johnson 1.0, Mobley 1.0, Crockett 0.5, **BRONCOS 47.0, OPPONENTS 25.0**

PASSING	Att.	Comp.	Yds.	Comp.%	Yds/Att.	TD	TD%	Int	Int%	Long	Sack/Lost	Rating
Elway	356	210	2806	59.0	7.88	22	6.2	10	2.8	58	18/135	93.0
Brister	131	78	986	59.5	7.53	10	7.6	3	2.3	48	7/49	99.0
Griese	3	1	2	33.3	0.67	0	0.0	1	33.3	2	0/0	2.8
R. Smith	1	1	14	100.0	14.00	0	0.0	0	0.0	14	0/0	118.8
BRONCOS	491	290	3808	59.1	7.76	32	6.5	14	2.9	58	25/184	93.5
OPPONENTS	596	345	3983	57.9	6.68	28	4.7	19	3.2	75t	47/335	80.5

INTERCEPTIONS	No.	Yds.	Avg.	Long	TD
Gordon	4	125	31.3	55t	1
Crockett	3	105	35.0	80t	1
Johnson	2	79	39.5	45	0
Romanowski	2	22	11.0	18	0
Cadrez	2	11	5.5	6	0
Braxton	1	72	72.0	72	0
Coghill	1	20	20.0	20	0
Atwater	1	4	4.0	4	0
N. Smith	1	2	2.0	2	0
Pryce	1	1	1.0	1	0
Mobley	1	-2	-2.0	-2	0
<b>BRONCOS</b>	<b>19</b>	<b>439</b>	<b>23.1</b>	<b>80t</b>	<b>2</b>
<b>OPPONENTS</b>	<b>14</b>	<b>270</b>	<b>19.3</b>	<b>94t</b>	<b>2</b>

PUNTING	No.	Yds.	Avg.	Net	TB	In20	Long	B
Rouen	66	3097	46.9	37.6	10	14	76	1
<b>BRONCOS</b>	<b>67</b>	<b>3097</b>	<b>46.2</b>	<b>37.6</b>	<b>10</b>	<b>14</b>	<b>76</b>	<b>1</b>
<b>OPPONENTS</b>	<b>88</b>	<b>3733</b>	<b>42.4</b>	<b>36.1</b>	<b>8</b>	<b>22</b>	<b>69</b>	<b>1</b>

PUNT RETURNS	No.	FC	Yds.	Avg.	Long	TD
Gordon	34	6	379	11.1	44	0
Coghill	3	2	20	6.7	8	0
Paul	1	0	0	0.0	0	0
<b>BRONCOS</b>	<b>38</b>	<b>8</b>	<b>399</b>	<b>10.5</b>	<b>44</b>	<b>0</b>
<b>OPPONENTS</b>	<b>43</b>	<b>2</b>	<b>381</b>	<b>8.9</b>	<b>39</b>	<b>0</b>

KICKOFF RETURNS	No.	Yds.	Avg.	Long	TD
Hebron	6	1216	26.4	95t	1
Loville	6	105	17.5	25	0
D. Smith	3	51	17.0	21	0
Burns	2	17	8.5	17	0
Tanuvasa	1	13	13.0	13	0
<b>BRONCOS</b>	<b>58</b>	<b>1402</b>	<b>24.2</b>	<b>95t</b>	<b>1</b>
<b>OPPONENTS</b>	<b>89</b>	<b>2006</b>	<b>22.5</b>	<b>91</b>	<b>0</b>

FIELD GOALS	1-19	20-29	30-39	40-49	50+
Elam	0/0	3/3	13/14	4/6	3/4
<b>BRONCOS</b>	<b>0/0</b>	<b>3/3</b>	<b>13/14</b>	<b>4/6</b>	<b>3/4</b>
<b>OPPONENTS</b>	<b>1/1</b>	<b>6/7</b>	<b>3/5</b>	<b>3/4</b>	<b>1/3</b>

**ELAM:** (53G,42G)(1)(35G,35G)(37G)(1)(31G,63G,32G)(33G,37G)(31G,26G)(42G,46G,35G)(33G,23G)(34G)(37B)(24G,38G,30G)(52G,44G,43N)(42N,55N)

**OPPONENTS:** (39N,37B)(30G,54G,26G)(44G)(44N,37G)(1)(23G)(45G,51N)(25G,23G,52N)(1)(1)(27G)(20G)(36G,19G)(28N,42G)(1)

## 1998 DEFENSIVE STATS

(based on coaches' film review)

	TT	UT	A	S-YDS	I-YDS	PD	FF	FR
1 Mobley	132	105	27	1-7	1-2	13	2	1
2 Cadrez	105	76	29	4-20	2-11	2	3	0
3 Romanowski	95	71	24	7.5-56.5	2-22	9	3	3
4 Atwater	85	55	30	0-0	1-4	7	0	0
5 Gordon	74	61	13	0-0	4-125	12	0	1
6 Crockett	68	61	7	0.5-2.5	3-105	15	1	0
7 Pryce	59	48	11	8.5-56.5	1-1	0	0	0
8 Braxton	57	43	14	0-0	1-72	6	1	0
9 Tanuvasa	53	47	6	8.5-66.5	0-0	0	1	2
10 Traylor	49	40	9	2-8	0-0	2	0	1
11 E. Brown	43	29	14	0-0	0-0	3	0	1
12 Johnson	39	35	4	1-11	2-79	9	0	0
13 N. Smith	38	25	13	4-38	1-2	2	1	0
14 Washington	33	27	6	2-8	0-0	0	0	0
15 Hasselbach	27	24	3	3-26	0-0	0	0	0
16 Williams	19	11	8	3-24	0-0	2	0	0
17 Lodish	14	7	7	2-11	0-0	0	0	0
18 James	12	10	2	0-0	0-0	2	0	0
19 Coghill	12	9	3	0-0	1-20	1	0	0
20 Joyner	9	6	3	0-0	0-0	0	0	0
21 Burns	8	6	2	0-0	0-0	1	0	0
22 Paul	5	5	0	0-0	0-0	2	0	0
<b>TEAM</b>	<b>1,036</b>	<b>801</b>	<b>235</b>	<b>47-335</b>	<b>19-439</b>	<b>88</b>	<b>12</b>	<b>9</b>

## 1998 GAMES STARTED

OFFENSE	DEFENSE
QB Brister, Bubby	4 DE Hasselbach, Harald
QB Elway, John	12 DE Smith, Neil
RB Davis, Terrell	16 DE Tanuvasa, Maa
FB Griffith, Howard	14 DT Lodish, Mike
FB Smith, Detron	2 DT Pryce, Trevor
WR Green, Willie	1 DT Traylor, Keith
WR McCaffrey, Ed	15 LB Cadrez, Glenn
WR Smith, Rod	16 LB Joyner, Seth
TE Carswell, Dwayne	1 LB Mobley, John
TE Sharpe, Shannon	16 LB Romanowski, Bill
C Nalen, Tom	16 CB Crockett, Ray
T Jones, Tony	16 CB Gordon, Darrien
T Swayne, Harry	16 CB Johnson, Darrius
G Neil, Dan	16 S Atwater, Steve
G Schlereth, Mark	16 S Braxton, Tyrone
	S Brown, Eric

## 1998 COACHES

**Mike Shanahan** (Head Coach), **Frank Bush** (Linebackers), **Barney Chavous** (Asst. Offensive Line/Asst. Strength & Conditioning), **Rick Dennison** (Special Teams), **Ed Donatelli** (Defensive Backs), **George Dyer** (Defensive Line), **Alex Gibbs** (Asst. Head Coach/Offensive Line), **Mike Heimerdinger** (Wide Receivers), **Gary Kubiak** (Offensive Coordinator/OBs), **Pat McPherson** (Defensive Asst.), **Brian Pariani** (Tight Ends), **Ricky Porter** (Offensive Asst.), **Greg Robinson** (Defensive Coordinator), **Greg Saporta** (Asst. Strength & Conditioning), **Rick Smith** (Defensive Asst.), **John Teerlinck** (Pass Rush Specialist), **Bobby Turner** (Running Backs), **Rich Tuten** (Strength & Conditioning).

## 1998 LEADERS / RANKINGS

INDIVIDUAL	PLAYER	NO.	AFC RANK	NFL RANK	NFL LEADER	NO.
Points	Davis	138	2	3	Anderson (MIN)	164
Rushing Yards	Davis	2,008	1	1	Davis (DEN)	2,008
Passing Yards	Elway	2,806	6	12	Favre (GB)	4,212
Passer Rating	Brister	99.0	2	5	Cunningham (MIN)	106.0
Receiving	R. Smith	1,222	2	4	Freeman (GB)	1,424
Receptions	R. Smith	86	2	3	Sanders (ARI)	89
Interceptions	Gordon	4	14	24	Law (NE)	9
Sacks	Pryce/Tanuvasa	8.5	10	27	Sinclair (SEA)	16.5
OFFENSE		NO.	AFC RANK	NFL RANK	NFL LEADER	NO.
Points Per Game		31.3	1	2	Minnesota	34.8
Total Yards Per Game		380.8	1	3	San Francisco	425.0
Yards Per Play		5.9	1	3	Min./S.F.	6.2
Rushing Yards Per Game		154.3	1	2	San Francisco	159.0
Net Passing Yards Per Game		226.5	4	7	Minnesota	270.5
DEFENSE		NO.	AFC RANK	NFL RANK	NFL LEADER	NO.
Points Per Game		19.3	4	8	Miami	16.6
Total Yards Per Game		308.4	7	11	San Diego	263.0
Yards Per Play		4.9	6	9	San Diego	4.3
Rushing Yards Per Game		80.4	2	3	San Diego	71.3
Net Passing Yards Per Game		228.0	14	26	Philadelphia	170.0

## 1998 KEY AWARDS

**Pro Bowl (10):** S Steve Atwater, RB Terrell Davis, K Jason Elam, QB John Elway, T Tony Jones, WR Ed McCaffrey, C Tom Nalen, LB Bill Romanowski, G Mark Schlereth, TE Shannon Sharpe. **AP All-Pro (4):** RB Terrell Davis (first team), K Jason Elam (second team), WR Ed McCaffrey (second team), TE Shannon Sharpe (first team). **AP NFL MVP:** RB Terrell Davis. **AP NFL Offensive Player of the Year:** RB Terrell Davis. **Super Bowl XXXIII MVP:** QB John Elway.

## 1998 NFL STANDINGS

### AFC EAST

Team	W	L	T	Pct	PF	PA
yz-New York Jets	12	4	0	.750	416	266
x-Miami	10	6	0	.625	321	265
x-Buffalo	10	6	0	.625	400	333
x-New England	9	7	0	.563	337	329
Indianapolis	3	13	0	.188	310	444

### AFC CENTRAL

Team	W	L	T	Pct	PF	PA
y-Jacksonville	11	5	0	.688	392	338
Tennessee	8	8	0	.500	330	320
Pittsburgh	7	9	0	.438	263	303
Baltimore	6	10	0	.375	269	335
Cincinnati	3	13	0	.188	268	452

### AFC WEST

Team	W	L	T	Pct	PF	PA
*yz-Denver	14	2	0	.875	501	309
Oakland	8	8	0	.500	288	356
Seattle	8	8	0	.500	372	310
Kansas City	7	9	0	.438	327	363
San Diego	5	11	0	.313	241	342

### NFC EAST

Team	W	L	T	Pct	PF	PA
y-Dallas	10	6	0	.625	381	275
x-Arizona	9	7	0	.563	325	378
New York Giants	8	8	0	.500	287	309
Washington	6	10	0	.375	319	421
Philadelphia	3	13	0	.188	161	344

### NFC CENTRAL

Team	W	L	T	Pct	PF	PA
*yz-Minnesota	15	1	0	.938	556	296
x-Green Bay	11	5	0	.688	408	319
Tampa Bay	8	8	0	.500	314	295
Detroit	5	11	0	.313	306	378
Chicago	4	12	0	.250	276	368

### NFC WEST

Team	W	L	T	Pct	PF	PA
yz-Atlanta	14	2	0	.875	442	289
x-San Francisco	12	4	0	.750	479	328
New Orleans	6	10	0	.375	305	359
St. Louis	4	12	0	.250	285	378
Carolina	4	12	0	.250	336	413

x - Playoffs; y - Division Title; z - First-round Bye; \* - Home-field Advantage

## WILD CARD PLAYOFF GAMES

1/2 - at Miami 24, Buffalo 17

1/2 - Arizona 20, at Dallas 7

1/3 - at Jacksonville 25, New England 10

1/3 - at San Francisco 30, Green Bay 27

## DIVISIONAL PLAYOFF GAMES

1/9 - at Denver 38, Miami 3

1/9 - at Atlanta 20, San Francisco 18

1/10 - at New York Jets 34, Jacksonville 24

1/10 - at Minnesota 41, Arizona 21

## CONFERENCE CHAMPIONSHIPS

1/17 - at Denver 23, New York Jets 10

1/17 - Atlanta 30, at Minnesota 27 (OT)

## SUPER BOWL XXXIII (MIAMI)

1/31 - Denver 34, Atlanta 19



## 1997 FINAL STATISTICS (12-4)

**Head Coach:** Mike Shanahan    **AFC West:** 2nd    **Home Stadium:** Mile High Stadium

Date	W-L	Score	Opponent	Attendance	RUSHING	No.	Yds.	Avg.	Long	TD
Aug 31	W	19-3	Kansas City	75,600	Davis	369	1750	4.7	50t	15
Sept 7	W	35-14	at Seattle	55,859	Hebronn	49	222	4.5	46	1
Sept 14	W	35-14	St. Louis	74,338	Elway	50	218	4.4	23	1
Sept 21	W	38-20	Cincinnati	73,871	Loville	25	124	5.0	17	1
Sept 28	W	29-21	at Atlanta	48,211	Griffith	9	34	3.8	9	0
Oct 6	W	34-13	New England	75,821	R. Smith	5	16	3.2	21	0
Oct 19	L	25-28	at Oakland	57,006	D. Smith	4	10	2.5	11	0
Oct 26	W	23-20	at Buffalo (OT)	78,458	Brister	4	2	0.5	2	0
Nov 2	W	30-27	Seattle	74,212	Lewis	5	2	0.4	5	0
Nov 9	W	34-0	Carolina	71,408	<b>BRONCOS</b>	<b>520</b>	<b>2378</b>	<b>4.6</b>	<b>50t</b>	<b>18</b>
Nov 16	L	22-24	at Kansas City	77,963	<b>OPPONENTS</b>	<b>381</b>	<b>1803</b>	<b>4.7</b>	<b>83t</b>	<b>10</b>
Nov 24	W	31-3	Oakland	75,307	<b>RECEIVING</b>	<b>No.</b>	<b>Yds.</b>	<b>Avg.</b>	<b>Long</b>	<b>TD</b>
Nov 30	W	38-28	at San Diego	54,245	Sharpe	72	1107	15.4	68t	3
Dec 7	L	24-35	at Pittsburgh	59,739	R. Smith	70	1180	16.9	78	12
Dec 15	L	17-34	at San Francisco	68,461	McCaffrey	45	590	13.1	35	8
Dec 21	W	38-3	San Diego	69,632	Davis	42	287	6.8	25	0

TEAM STATISTICS	Den	Opp
TOTAL FIRST DOWNS	340	258
Rushing	138	83
Passing	172	145
Penalty	30	30
3RD DOWN: MADE/ATT	92/217	65/207
3rd Down Pct.	42.4	31.4
4TH DOWN: MADE/ATT	7/16	8/19
4th Down Pct.	43.8	42.1
POSSESSION AVG.	32:07	27:53
TOTAL NET YARDS	5872	4671
Avg. Per Game	367.0	291.9
Total Plays	1068	951
Avg. Per Play	5.5	4.9
NET YARDS RUSHING	2378	1803
Avg. Per Game	148.6	112.7
Total Rushes	520	381
NET YARDS PASSING	3494	2868
Avg. Per Game	218.4	179.3
Sacked/Yards Lost	35/210	44/298
Gross Yards	3704	3166
Att./Completions	513/287	526/290
Completion Pct.	55.9	55.1
Had Intercepted	11	18
PUNTS/AVERAGE	60/43.3	94/43.5
NET PUNTING AVG.	60/38.1	94/35.7
PENALTIES/YDS.	116/1006	130/1118
FUMBLES/LOST	25/10	27/13
TOUCHDOWNS	55	35
Rushing	18	10
Passing	27	20
Returns	10	5

SCORE BY PERIODS	1	2	3	4	OT	Total
<b>BRONCOS</b>	107	140	137	85	3	472
<b>OPPONENTS</b>	34	100	68	85	0	287

SCORING	TD	Ru	Pa	Ret	PAT	FG	S	PTS
Elam	0	0	0	0	46/46	26/36	0	124
Davis	15	15	0	0	0	0	0	96
R. Smith	12	0	12	0	0	0	0	72
McCaffrey	8	0	8	0	0	0	0	48
Gordon	4	0	0	4	0	0	0	24
Sharpe	3	0	3	0	0	0	0	20
Green	2	0	2	0	0	0	0	12
Bentley TM	0	0	0	0	4/4	2/3	0	10
Atwater	1	0	0	1	0	0	0	6
Braxton	1	0	0	1	0	0	0	6
Carswell	1	0	1	0	0	0	0	6
Elway	1	1	0	0	0	0	0	6
Hebronn	1	1	0	0	0	0	0	6
Johnson	1	0	0	1	0	0	0	6
Loville	1	1	0	0	0	0	0	6
Mobley	1	0	0	1	0	0	0	6
D. Smith	1	0	1	0	0	0	0	6
Traylor	1	0	0	1	0	0	0	6
Williams	1	0	0	1	0	0	0	6
<b>BRONCOS</b>	<b>55</b>	<b>18</b>	<b>27</b>	<b>10</b>	<b>50/50</b>	<b>28/39</b>	<b>0</b>	<b>472</b>
<b>OPPONENTS</b>	<b>35</b>	<b>10</b>	<b>20</b>	<b>5</b>	<b>35/35</b>	<b>14/19</b>	<b>0</b>	<b>287</b>

**2-PT. CONVERSIONS:** Davis 3, Sharpe, **BRONCOS 4-5, OPPONENTS 0-0**

**SACKS:** N. Smith 8.5, Tanuvasa 8.5, Williams 8.5, Mobley 4.0, Gordon 2.0, Pryce 2.0, Romanowski 2.0, Traylor 2.0, Hasselbach 1.5, Atwater 1.0, Lodish 1.0, McKyer 1.0, Braxton 0.5, Richie 0.5, **BRONCOS 44.0, OPPONENTS 35.0**

PASSING	Att.	Comp.	Yds.	Comp.%	Yds/Att.	TD	TD%	Int	Int%	LG	Sack/Lost	Rating
Elway	502	280	3635	55.8	7.24	27	5.4	11	2.2	78	34/203	87.5
Brister	9	6	48	66.7	5.33	0	0.0	0	0.0	15	0/0	79.9
Lewis	2	1	21	50.0	10.50	0	0.0	0	0.0	21	1/7	87.5
<b>BRONCOS</b>	<b>513</b>	<b>287</b>	<b>3704</b>	<b>55.9</b>	<b>7.22</b>	<b>27</b>	<b>5.3</b>	<b>11</b>	<b>2.1</b>	<b>78</b>	<b>35/210</b>	<b>87.4</b>
<b>OPPONENTS</b>	<b>526</b>	<b>290</b>	<b>3166</b>	<b>55.1</b>	<b>6.02</b>	<b>20</b>	<b>3.8</b>	<b>18</b>	<b>3.4</b>	<b>69t</b>	<b>44/298</b>	<b>71.5</b>

RECEIVING	No.	Yds.	Avg.	Long	TD
Sharpe	72	1107	15.4	68t	3
R. Smith	70	1180	16.9	78	12
McCaffrey	45	590	13.1	35	8
Davis	42	287	6.8	25	0
Green	19	240	12.6	31	2
Carswell	12	96	8.0	24t	1
Griffith	11	55	5.0	20	0
D. Smith	4	41	10.3	17t	1
Hebronn	3	36	12.0	21	0
Jeffers	3	24	8.0	10	0
Chamberlain	2	18	9.0	9	0
Loville	2	10	5.0	7	0
Lynn	1	21	21.0	21	0
Nalen	1	-1	-1.0	-1	0
<b>BRONCOS</b>	<b>287</b>	<b>3704</b>	<b>12.9</b>	<b>78</b>	<b>27</b>
<b>OPPONENTS</b>	<b>290</b>	<b>3166</b>	<b>10.9</b>	<b>69t</b>	<b>20</b>

INTERCEPTIONS	No.	Yds.	Avg.	Long	TD
Braxton	4	113	28.3	43	1
Gordon	4	64	16.0	32t	1
Crockett	4	18	4.5	10	0
Atwater	2	42	21.0	22t	1
Traylor	1	62	62.0	62t	1
Mobley	1	13	13.0	13t	1
Romanowski	1	7	7.0	7	0
McKyer	1	0	0.0	0	0
<b>BRONCOS</b>	<b>18</b>	<b>319</b>	<b>17.7</b>	<b>62t</b>	<b>5</b>
<b>OPPONENTS</b>	<b>11</b>	<b>193</b>	<b>17.5</b>	<b>55t</b>	<b>1</b>

PUNTING	No.	Yds.	Avg.	Net	TB	In20	Long	B
Rouen	60	2598	43.3	38.1	4	22	57	0
<b>BRONCOS</b>	<b>60</b>	<b>2598</b>	<b>43.3</b>	<b>38.1</b>	<b>4</b>	<b>22</b>	<b>57</b>	<b>0</b>
<b>OPPONENTS</b>	<b>94</b>	<b>4091</b>	<b>43.5</b>	<b>35.7</b>	<b>9</b>	<b>16</b>	<b>73</b>	<b>0</b>

PUNT RETURNS	No.	FC	Yds.	Avg.	Long	TD
Gordon	40	22	543	13.6	94t	3
R. Smith	1	0	12	12.0	12	0
<b>BRONCOS</b>	<b>41</b>	<b>22</b>	<b>555</b>	<b>13.5</b>	<b>94t</b>	<b>3</b>
<b>OPPONENTS</b>	<b>26</b>	<b>17</b>	<b>235</b>	<b>9.0</b>	<b>83t</b>	<b>1</b>

KICKOFF RETURNS	No.	Yds.	Avg.	Long	TD
Hebronn	43	1009	23.5	46	0
Loville	5	136	27.2	61	0
Burns	4	45	11.3	18	0
Chamberlain	1	13	13.0	13	0
D. Smith	1	0	0.0	0	0
<b>BRONCOS</b>	<b>54</b>	<b>1203</b>	<b>22.3</b>	<b>61</b>	<b>0</b>
<b>OPPONENTS</b>	<b>89</b>	<b>1827</b>	<b>20.5</b>	<b>77</b>	<b>0</b>

FIELD GOALS	1-19	20-29	30-39	40-49	50+
Elam	0/0	10/11	10/12	3/8	3/5
Bentley TM	0/0	1/1	1/1	0/1	0/0
<b>BRONCOS</b>	<b>0/0</b>	<b>11/12</b>	<b>11/13</b>	<b>3/9</b>	<b>3/5</b>
<b>OPPONENTS</b>	<b>0/0</b>	<b>4/4</b>	<b>3/5</b>	<b>4/4</b>	<b>3/6</b>

**ELAM:** (35G,36G,25G,53G)(38G,51G)(43B)(25G)(0)(40N,44G,43N)(38N,23G,22G,33G)(23G,48G,22G)(42N,25G,50G)(21G,38G,59N,38G,28G,34G)(36G)(35B,32G)(35G,53N)(49G,44N,29N)(25G)  
**BRONCOS:** (35G,36G,25G,53G)(38G,51G)(43B)(25G)(0)(21G,48N,33G)(40N,44G,43N)(38N,23G,22G,33G)(23G,48G,22G)(42N,25G,50G)(21G,38G,59N,38G,28G,34G)(36G)(35B,32G)(35G,53N)(49G,44N,29N)(25G)  
**OPPONENTS:** (20G)(0)(37N)(56N,38G,43G)(52N)(26G,49G)(0)(30G,55G)(52G,41G)(0)(54G)(41G)(0)(51N)(35N,32G,20G)(26G)

## 1997 DEFENSIVE STATS

(based on coaches' film review)

	TT	UT	A	S-YDS	I-YDS	PD	FF	FR
1 Mobley	162	113	49	4-23	1-13	8	3	1
2 Romanowski	117	77	40	2-18	1-7	2	2	0
3 Braxton	90	74	16	0.5-0.5	4-113	9	1	3
4 Crockett	83	69	14	0-0	4-18	21	1	0
Atwater	83	61	22	1-18	2-42	8	0	2
6 Aldridge	80	55	25	0-0	0-0	6	1	0
7 Gordon	62	50	12	2-2	4-64	11	1	1
8 Traylor	51	39	12	2-20	1-62	2	1	0
9 Williams	48	39	9	8.5-74	0-0	1	1	1
10 N. Smith	46	38	8	8.5-39.5	0-0	4	1	0
11 Pryce	28	20	8	2-9.5	0-0	0	0	0
12 Hasselbach	23	19	4	1.5-14.5	0-0	1	0	0
13 Tanuvasa	21	20	1	8.5-44.5	0-0	0	0	0
14 Johnson	17	17	0	0-0	0-0	7	0	0
McKyer	17	12	5	1-13	1-0	5	1	0
16 Lodish	14	9	5	1-7.5	0-0	0	0	1
17 Perry	11	9	2	0-0	0-0	3	1	0
18 Cadrez	8	7	1	0-0	0-0	0	0	0
19 Dodge	7	6	1	0-0	0-0	0	0	0
20 Hilliard	5	2	3	0-0	0-0	2	0	0
21 Burns	3	2	1	0-0	0-0	0	0	0
22 E. Jones	1	1	0	0-0	0-0	0	0	0
Veland	1	1	0	0-0	0-0	1	0	0
Richie	1	0	1	0.5-2	0-0	0	0	0
<b>TEAM</b>	<b>979</b>	<b>740</b>	<b>239</b>	<b>44-298</b>	<b>18-319</b>	<b>91</b>	<b>13</b>	<b>9</b>

## 1997 GAMES STARTED

### OFFENSE

QB Elway, John	16	DE Hasselbach, Harald	3
RB Davis, Terrell	15	DE Smith, Neil	13
RB Hebron, Vaughn	1	DE Williams, Alfred	16
FB Griffith, Howard	13	DT Perry, Michael Dean	8
WR Green, Willie	1	DT Pryce, Trevor	3
WR McCaffrey, Ed	15	DT Tanuvasa, Maa	5
WR Smith, Rway	16	DT Traylor, Keith	16
TE Carswell, Dwayne	3	LB Aldridge, Allen	15
TE Sharpe, Shannon	16	LB Mobley, John	16
C Nalen, Tom	16	LB Romanowski, Bill	16
T Brown, Jamie	2	CB Crockett, Ray	16
T Jones, Tony	16	CB Gordon, Darrien	16
T Zimmerman, Gary	14	CB McKyer, Tim	1
G Diaz-Infante, David	7	S Atwater, Steve	15
G Habib, Brian	14	S Braxton, Tyrone	16
G Schlereth, Mark	11	S Dodge, Dedrick	1

## 1997 COACHES

**Mike Shanahan** (Head Coach), **Frank Bush** (Linebackers), **Barney Chavous** (Asst. Offensive Line/Asst. Strength & Conditioning), **Rick Dennison** (Special Teams), **Ed Donatelli** (Defensive Backs), **George Dyer** (Defensive Line), **Alex Gibbs** (Asst. Head Coach/Offensive Line), **Mike Heimerdinger** (Wide Receivers), **Gary Kubiak** (Offensive Coordinator/Quarterbacks), **Brian Pariani** (Tight Ends), **Ricky Porter** (Offensive Asst.), **Greg Robinson** (Defensive Coordinator), **Greg Saporta** (Asst. Strength & Conditioning), **Rick Smith** (Defensive Asst.), **John Teerlinck** (Pass Rush Specialist), **Bobby Turner** (Running Backs), **Rich Tuten** (Strength & Conditioning).

## 1997 LEADERS / RANKINGS

INDIVIDUAL	PLAYER	NO.	AFC RANK	NFL RANK	NFL LEADER	NO.
Points	Elam	124	2	4	Hollis (JAC)	134
Rushing Yards	Davis	1,750	1	2	Sanders (DET)	2,053
Passing Yards	Elway	3,635	4	5	Favre (GB)	3,867
Passer Rating	Elway	87.5	4	7	Young (SF)	104.7
Receiving Yards	R. Smith	1,180	4	8t	Moore (DET)	1,584
Receptions	Sharpe	72	7t	15t	Moore (DET)	104
Interceptions	Three Players	4	8t	23t	McNeil (STL)	9
Sacks	Three Players	8.5	10t	25t	Randall (MIN)	15.5
OFFENSE	NO.	AFC RANK	NFL RANK	NFL LEADER	NO.	
Points Per Game	29.5	1	1	Denver	29.5	
Total Yards Per Game	367.0	1	1	Denver	367.0	
Yards Per Play	5.5	1t	3t	Detroit	5.6	
Rushing Yards Per Game	148.6	3	4	Pittsburgh	154.9	
Net Passing Yards Per Game	218.4	7	9	Seattle	247.4	
DEFENSE	NO.	AFC RANK	NFL RANK	NFL LEADER	NO.	
Points Per Game	17.9	2t	6t	Kansas City	14.5	
Total Yards Per Game	291.9	1	5	San Francisco	250.8	
Yards Per Play	4.9	4t	12t	San Francisco	4.2	
Rushing Yards Per Game	112.7	10	16	Pittsburgh	82.4	
Net Passing Yards Per Game	179.3	2	5	Dallas	157.6	

## 1997 KEY AWARDS

**Pro Bowl (5):** RB Terrell Davis, QB John Elway, C Tom Nalen, TE Shannon Sharpe, DE Neil Smith. **AP All-Pro (3):** RB Terrell Davis (first team), LB John Mobley (first team), TE Shannon Sharpe (first team). **Super Bowl XXXII MVP:** RB Terrell Davis.

## 1997 NFL STANDINGS

### AFC EAST

Team	W	L	T	Pct	PF	PA
y-New England	10	6	0	.625	369	289
x-Miami	9	7	0	.563	339	327
New York Jets	9	7	0	.563	348	287
Buffalo	6	10	0	.375	255	367
Indianapolis	3	13	0	.188	313	401

### AFC CENTRAL

Team	W	L	T	Pct	PF	PA
yz-Pittsburgh	11	5	0	.688	372	307
x-Jacksonville	11	5	0	.688	394	318
Tennessee	8	8	0	.500	333	310
Cincinnati	7	9	0	.438	355	405
Baltimore	6	9	1	.406	326	345

### AFC WEST

Team	W	L	T	Pct	PF	PA
*yz-Kansas City	13	3	0	.813	375	232
x-Denver	12	4	0	.750	472	287
Seattle	8	8	0	.500	365	362
Oakland	4	12	0	.250	324	419
San Diego	4	12	0	.250	266	425

### NFC EAST

Team	W	L	T	Pct	PF	PA
y-New York Giants	10	5	1	.656	307	265
Washington	8	7	1	.531	327	289
Philadelphia	6	9	1	.406	317	372
Dallas	6	10	0	.375	304	314
Arizona	4	12	0	.250	283	379

### NFC CENTRAL

Team	W	L	T	Pct	PF	PA
yz-Green Bay	13	3	0	.813	422	282
x-Tampa Bay	10	6	0	.625	299	263
x-Detroit	9	7	0	.563	379	306
x-Minnesota	9	7	0	.563	354	359
Chicago	4	12	0	.250	263	421

### NFC WEST

Team	W	L	T	Pct	PF	PA
*yz-San Francisco	13	3	0	.813	375	265
Carolina	7	9	0	.438	265	314
Atlanta	7	9	0	.438	320	361
New Orleans	6	10	0	.375	237	327
St. Louis	5	11	0	.313	299	359

x - Playoffs; y - Division Title; z - First-round Bye; \* - Home-field Advantage

## WILD CARD PLAYOFF GAMES

12/27 - at Denver 42, Jacksonville 17  
12/27 - Minnesota 23, at New York Giants 22  
12/28 - at New England 17, Miami 3  
12/28 - at Tampa Bay 20, Detroit 10

## DIVISIONAL PLAYOFF GAMES

1/3 - at Pittsburgh 7, New England 6  
1/3 - at San Francisco 38, Minnesota 22  
1/4 - Denver 14, at Kansas City 10  
1/4 - at Green Bay 21, Tampa Bay 7

## CONFERENCE CHAMPIONSHIPS

1/11 - Denver 24, at Pittsburgh 21  
1/11 - Green Bay 23, at San Francisco 10

## SUPER BOWL XXXII (SAN DIEGO)

1/25 - Denver 31, Green Bay 24

## 1996 FINAL STATISTICS (13-3)

**Head Coach:** Mike Shanahan    **AFC West:** 1st    **Home Stadium:** Mile High Stadium

Date	W-L	Score	Opponent	Attendance	RUSHING	No.	Yds.	Avg.	Long	TD
Sept 1	W	31-6	New York Jets	70,595	Davis	345	1538	4.5	71t	13
Sept 8	W	30-20	at Seattle	43,671	Hebron	49	262	5.3	47	0
Sept 15	W	27-23	Tampa Bay	71,535	Elway	50	249	5.0	22	4
Sept 22	L	14-17	at Kansas City	79,439	Craver	59	232	3.9	28	2
Sept 29	W	14-10	at Cincinnati	51,798	Lewis	4	39	9.8	18	0
Oct 6	W	28-17	San Diego	75,058	Miller	3	39	13.0	26t	1
Oct 20	W	45-34	Baltimore	70,453	Rivers	2	6	3.0	3	0
Oct 27	W	34-7	Kansas City	75,652	R. Smith	1	1	1.0	1	0
Nov 4	W	22-21	at Oakland	61,179	Musgrave	12	-4	-0.3	6	0
Nov 10	W	17-12	Chicago	75,555	<b>BRONCOS</b>	<b>525</b>	<b>2362</b>	<b>4.5</b>	<b>71t</b>	<b>20</b>
Nov 17	W	34-8	at New England	59,452	<b>OPPONENTS</b>	<b>345</b>	<b>1331</b>	<b>3.9</b>	<b>56</b>	<b>5</b>
Nov 24	W	21-17	at Minnesota	59,142						
Dec 1	W	34-7	Seattle	74,982	<b>RECEIVING</b>	<b>No.</b>	<b>Yds.</b>	<b>Avg.</b>	<b>Long</b>	<b>TD</b>
Dec 8	L	6-41	at Green Bay	60,712	Sharpe	80	1062	13.3	51	10
Dec 15	W	24-19	Oakland	75,466	Miller	56	735	13.1	46	3
Dec 22	L	10-16	at San Diego	46,801	McCaffrey	48	553	11.5	39t	7
					Craver	39	297	7.6	39t	1

<b>TEAM STATISTICS</b>				<b>Den</b>	<b>Opp</b>
<b>TOTAL FIRST DOWNS</b>				336	261
Rushing				134	67
Passing				180	165
Penalty				22	29
<b>3RD DOWN: MADE/ATT</b>				112/229	78/217
3rd Down Pct.				48.9	35.9
<b>4TH DOWN: MADE/ATT</b>				6/11	7/16
4th Down Pct.				54.5	43.8
<b>POSSESSION AVG.</b>				33:17	26:43
<b>TOTAL NET YARDS</b>				5791	4470
Avg. Per Game				361.9	279.4
Total Plays				1092	951
Avg. Per Play				5.3	4.7
<b>NET YARDS RUSHING</b>				2362	1331
Avg. Per Game				147.6	83.2
Total Rushes				525	345
<b>NET YARDS PASSING</b>				3429	3139
Avg. Per Game				214.3	196.2
Sacked/Yards Lost				31/233	40/274
Gross Yards				3662	3413
Att./Completions				536/327	566/302
Completion Pct.				61.0	53.4
Had Intercepted				17	23
<b>PUNTS/AVERAGE</b>				65/41.8	83/46.1
<b>NET PUNTING AVG.</b>				65/36.2	83/37.4
<b>PENALTIES/YARDS</b>				109/949	119/834
<b>FUMBLES/BALL LOST</b>				27/15	26/9
<b>TOUCHDOWNS</b>				47	31
Rushing				20	5
Passing				26	22
Returns				1	4

<b>SCORE BY PERIODS</b>							<b>Total</b>
<b>BRONCOS</b>	<b>1</b>	<b>2</b>	<b>3</b>	<b>4</b>	<b>OT</b>		<b>0 391</b>
<b>OPPONENTS</b>	<b>131</b>	<b>132</b>	<b>65</b>	<b>63</b>	<b>0</b>		<b>391</b>

<b>SCORING</b>									
	<b>TD</b>	<b>Ru</b>	<b>Pa</b>	<b>Rt</b>	<b>PAT</b>	<b>FG</b>	<b>2pt</b>	<b>PTS</b>	
Elam	0	0	0	0	46/46	21/28	0	109	
Davis	15	13	2	0	0	0	0	90	
Sharpe	10	0	10	0	0	0	0	60	
McCaffrey	7	0	7	0	0	0	0	42	
Elway	4	4	0	0	0	0	0	24	
Miller	4	1	3	0	0	0	0	24	
Craver	3	2	1	0	0	0	0	18	
R. Smith	2	0	2	0	0	0	0	12	
Braxton	1	0	0	1	0	0	0	6	
Sherrard	1	0	1	0	0	0	0	6	
<b>BRONCOS</b>	<b>47</b>	<b>20</b>	<b>26</b>	<b>1</b>	<b>46/46</b>	<b>21/28</b>	<b>0</b>	<b>391</b>	
<b>OPPONENTS</b>	<b>31</b>	<b>5</b>	<b>22</b>	<b>4</b>	<b>25/25</b>	<b>20/23</b>	<b>2</b>	<b>275</b>	

**2-PT. CONVERSIONS: BRONCOS 0-1, OPPONENTS 2-6**

**SACKS:** A. Williams 13.0, Geathers 5.0, Tanuvasa 5.0, Crockett 4.0, Perry 3.5, Romanowski 3.0, Hasselbach 2.0, Lodish 1.5, Mobley 1.5, D. Williams 1.0, Robinson 0.5, **BRONCOS 40.0, OPPONENTS 31.0**

	<b>Att.</b>	<b>Comp.</b>	<b>Yds.</b>	<b>Comp.%</b>	<b>Yd./Att.</b>	<b>TD</b>	<b>TD%</b>	<b>Int</b>	<b>Int%</b>	<b>LG</b>	<b>Sack/Lost</b>	<b>Rating</b>
Elway	466	287	3328	61.6	7.14	26	5.6	14	3.0	51	26/194	89.2
Musgrave	52	31	276	59.6	5.31	0	0.0	2	3.8	46	4/32	57.9
Lewis	17	9	58	52.9	3.41	0	0.0	1	5.9	11	1/7	35.9
Craver	1	0	0	0.0	0.00	0	0.0	0	0.0	0	0/0	39.6
<b>BRONCOS</b>	<b>536</b>	<b>327</b>	<b>3662</b>	<b>61.0</b>	<b>6.83</b>	<b>26</b>	<b>4.9</b>	<b>17</b>	<b>3.2</b>	<b>51</b>	<b>31/233</b>	<b>84.3</b>
<b>OPPONENTS</b>	<b>566</b>	<b>302</b>	<b>3413</b>	<b>53.4</b>	<b>6.03</b>	<b>22</b>	<b>3.9</b>	<b>23</b>	<b>4.1</b>	<b>51t</b>	<b>40/274</b>	<b>67.7</b>

	<b>No.</b>	<b>Yds.</b>	<b>Avg.</b>	<b>Long</b>	<b>TD</b>
Sharpe	80	1062	13.3	51	10
Miller	56	735	13.1	46	3
McCaffrey	48	553	11.5	39t	7
Craver	39	297	7.6	39t	1
Davis	36	310	8.6	23	2
R. Smith	16	237	14.8	49t	2
Sherrard	16	185	11.6	25t	1
Carswell	15	85	5.7	11	0
Chamberlain	12	129	10.8	17	0
Hebron	7	43	6.1	11	0
Kinchen	1	27	27.0	27	0
Rivers	1	-1	-1.0	-1	0
<b>BRONCOS</b>	<b>327</b>	<b>3662</b>	<b>11.2</b>	<b>51</b>	<b>26</b>
<b>OPPONENTS</b>	<b>302</b>	<b>3413</b>	<b>11.3</b>	<b>51t</b>	<b>22</b>

	<b>No.</b>	<b>Yds.</b>	<b>Avg.</b>	<b>Long</b>	<b>TD</b>
Braxton	9	128	14.2	69t	1
Atwater	3	11	3.7	11	0
Romanowski	3	1	0.3	1	0
Crockett	2	34	17.0	34	0
Washington	2	17	8.5	23	0
James	2	15	7.5	15	0
Hilliard	1	27	27.0	27	0
Mobley	1	8	8.0	8	0
<b>BRONCOS</b>	<b>23</b>	<b>241</b>	<b>10.5</b>	<b>69t</b>	<b>1</b>
<b>OPPONENTS</b>	<b>17</b>	<b>171</b>	<b>10.1</b>	<b>34</b>	<b>0</b>

	<b>No.</b>	<b>Yds.</b>	<b>Avg.</b>	<b>Net</b>	<b>TB</b>	<b>In20</b>	<b>Long</b>	<b>B</b>
Rouen	65	2714	41.8	36.2	5	16	57	0
<b>BRONCOS</b>	<b>65</b>	<b>2714</b>	<b>41.8</b>	<b>36.2</b>	<b>5</b>	<b>16</b>	<b>57</b>	<b>0</b>
<b>OPPONENTS</b>	<b>83</b>	<b>3825</b>	<b>46.1</b>	<b>37.4</b>	<b>7</b>	<b>18</b>	<b>67</b>	<b>0</b>

	<b>No.</b>	<b>FC</b>	<b>Yds.</b>	<b>Avg.</b>	<b>Long</b>	<b>TD</b>
Kinchen	26	4	300	11.5	40	0
R. Smith	23	15	283	12.3	36	0
<b>BRONCOS</b>	<b>49</b>	<b>19</b>	<b>583</b>	<b>11.9</b>	<b>40</b>	<b>0</b>
<b>OPPONENTS</b>	<b>23</b>	<b>22</b>	<b>261</b>	<b>11.3</b>	<b>88t</b>	<b>1</b>

	<b>No.</b>	<b>Yds.</b>	<b>Avg.</b>	<b>Long</b>	<b>TD</b>
Hebron	45	1099	24.4	59	0
Chamberlain	3	49	16.3	21	0
Jeffers	1	18	18.0	18	0
R. Smith	1	29	29.0	29	0
<b>BRONCOS</b>	<b>50</b>	<b>1195</b>	<b>23.9</b>	<b>59</b>	<b>0</b>
<b>OPPONENTS</b>	<b>76</b>	<b>1602</b>	<b>21.1</b>	<b>97t</b>	<b>1</b>

	<b>1-19</b>	<b>20-29</b>	<b>30-39</b>	<b>40-49</b>	<b>50+</b>
Elam	2/2	8/8	4/5	6/10	1/3
<b>OPPONENTS</b>	<b>0/0</b>	<b>8/8</b>	<b>7/8</b>	<b>4/5</b>	<b>1/2</b>

**ELAM:** (28G) (18G, 28G, 33G) (45G, 20G) (52N, 34N) ( ) ( ) (34G) (40G, 47N, 29G) (36G, 43G, 28G) (24G) (52N, 28G, 47G) (42N) (44G, 18G) (40G, 39G) (38G, 40N) (51G, 45N).

**OPPONENTS:** ( ) (27G, 40G) (24G, 35G, 28G) (37G) (44G) (27G) (45G, 33G) (54N) (30N) (35G, 48G) (40N), (27G) ( ) (33G, 22G) (28G, 35G) (50G, 21G, 22G).

## 1996 DEFENSIVE STATS

(based on coaches' film review)

	TT	UT	A	S-YDS	I-YDS	PD	FF	FR
1 Romanowski	128	94	34	3-15	3-1	12	0	3
2 Aldridge	121	74	47	0-0	0-0	6	1	0
3 Atwater	116	89	27	0-0	3-11	9	1	0
4 Braxton	102	78	24	0-0	9-128	19	3	1
5 Mobley	93	67	26	1-5-2	1-8	4	0	0
6 Crockett	68	56	12	4-29	2-34	15	3	0
7 A. Williams	65	55	10	13-103	0-0	4	5	1
8 Washington	44	33	11	0-0	2-17	10	0	0
9 Perry	39	33	6	3.5-22	0-0	4	2	1
10 Hilliard	30	26	4	0-0	1-27	5	0	0
Lodish	30	19	11	1.5-8.5	0-0	0	0	0
12 Tanuvasa	24	15	9	5-39	0-0	1	0	1
13 James	22	17	5	0-0	2-15	7	1	1
D. Williams	22	14	8	1-3	0-0	0	0	1
15 Geathers	18	13	5	5-34	0-0	0	0	0
16 Hasselbach	17	14	3	2-16	0-0	2	2	0
17 Hauck	16	10	6	0-0	0-0	0	0	0
18 Cadrez	15	7	8	0-0	0-0	0	0	0
19 Johnson	9	8	1	0-0	0-0	2	1	0
20 Burns	5	2	3	0-0	0-0	0	0	0
21 R. Jones	3	2	1	0-0	0-0	1	0	0
E. Jones	3	2	1	0-0	0-0	0	0	0
23 Robinson	2	1	1	0.5-2.5	0-0	0	0	0
<b>TOTALS</b>	<b>992</b>	<b>729</b>	<b>263</b>	<b>40-274</b>	<b>23-241</b>	<b>101</b>	<b>19</b>	<b>9</b>

## 1996 GAMES STARTED

OFFENSE		DEFENSE	
QB Elway, John	15	DE Hasselbach, Harald	1
QB Musgrave, Bill	1	DE Williams, Alfred	16
RB Davis, Terrell	16	DE Williams, Dan	15
FB Craver, Aaron	15	DT Lodish, Mike	16
WR McCaffrey, Ed	15	DT Perry, Michael Dean	15
WR Miller, Anthony	16	DT Tanuvasa, Maa	1
WR Smith, Rod	1	LB Aldridge, Allen	16
TE Carswell, Dwayne	2	LB Mobley, John	16
TE Sharpe, Shannon	15	LB Romanowski, Bill	16
C Nalen, Tom	16	CB Crockett, Ray	15
T Brown, Jamie	2	CB Hilliard, Randy	3
T Thompson, Broderick	16	CB James, Tory	2
T Zimmerman, Gary	14	CB Washington, Lionel	12
G Diaz-Infante, David	2	S Atwater, Steve	16
G Habib, Brian	16	S Braxton, Tyrone	16
G Schilreth, Mark	14		

## 1996 COACHES

**Mike Shanahan** (Head Coach), **Frank Bush** (Linebackers), **Barney Chavous** (Asst. Offensive Line/Asst. Strength and Conditioning), **Rick Dennison** (Offensive Asst.), **Ed Donatelli** (Defensive Backs), **George Dyer** (Defensive Line), **Alex Gibbs** (Asst. Head Coach/Offensive Line), **Mike Heimerdinger** (Wide Receivers), **Gary Kubiak** (Offensive Coordinator/QBs), **Brian Pariani** (Tight Ends), **Greg Robinson** (Defensive Coordinator), **Greg Saporita** (Administrative Asst./Strength and Conditioning), **Richard Smith** (Special Teams), **Rick Smith** (Defensive Asst.), **Bobby Turner** (Running Backs), **Rich Tuten** (Strength and Conditioning).

## 1996 LEADERS / RANKINGS

INDIVIDUAL	PLAYER	NO.	AFC RANK	NFL RANK	NFL LEADER	NO.
Points	Elam	109	8	14	Kasay (CAR)	145
Rushing Yards	Davis	1,538	1	2	Sanders (DET)	1,553
Passing Yards	Elway	3,328	5	7	Brunell (JAC)	4,367
Passer Rating	Elway	89.2	1	4	Young (SF)	97.2
Receiving Yards	Sharpe	1,062	9	15	Rice (STL)	1,338
Receptions	Sharpe	80	8t	16	Brice (SF)	108
Interceptions	Braxton	19	1	1t	Braxton (DEN)/Lyle (STL)	9
Sacks	A. Williams	13	3t	5t	Greene (CAR)	14.5
OFFENSE		NO.	AFC RANK	NFL RANK	NFL LEADER	NO.
Points Per Game		24.4	2	4	Green Bay	28.5
Total Yards Per Game		361.9	1	1	Denver	361.9
Yards Per Play		5.3	3	4t	Baltimore	5.6
Rushing Yards Per Game		147.6	1	1	Denver	147.6
Net Passing Yards Per Game		214.3	7	13	Baltimore	248.6
DEFENSE		NO.	AFC RANK	NFL RANK	NFL LEADER	NO.
Points Per Game		17.2	3	7	Green Bay	13.1
Total Yards Per Game		279.4	2	4	Green Bay	259.8
Yards Per Play		4.7	3t	6t	Green Bay	4.2
Rushing Yards Per Game		83.2	1	1	Denver	83.2
Net Passing Yards Per Game		196.2	4	10	Green Bay	171.3

## 1996 KEY AWARDS

**Pro Bowl (9):** S Steve Atwater, S Tyrone Braxton, RB Terrell Davis, QB John Elway, DE Michael Dean Perry, LB Bill Romanowski, TE Shannon Sharpe, DE Alfred Williams, T Gary Zimmerman. **AP All-Pro (6):** S Steve Atwater (second team), RB Terrell Davis (first team), QB John Elway (second team), TE Shannon Sharpe (first team), DE Alfred Williams (first team), T Gary Zimmerman (first team). **AP NFL Offensive Player of the Year:** RB Terrell Davis. **Sports Illustrated NFL MVP:** RB Terrell Davis. **K.C. 101 Club AFC Coach of the Year:** Mike Shanahan.

## 1996 NFL STANDINGS

### AFC EAST

Team	W	L	T	Pct	PF	PA
yz-New England	11	5	0	.688	418	313
x-Buffalo	10	6	0	.625	319	266
x-Indianapolis	9	7	0	.563	317	334
Miami	8	8	0	.500	339	325
New York Jets	1	15	0	.063	279	454

### AFC CENTRAL

Team	W	L	T	Pct	PF	PA
y-Pittsburgh	10	6	0	.625	344	257
x-Jacksonville	9	7	0	.563	325	335
Houston	8	8	0	.500	345	319
Cincinnati	8	8	0	.500	372	369
Baltimore	4	12	0	.250	371	441

### AFC WEST

Team	W	L	T	Pct	PF	PA
*yz-Denver	13	3	0	.813	391	275
Kansas City	9	7	0	.563	297	300
San Diego	8	8	0	.500	310	376
Oakland	7	9	0	.438	340	293
Seattle	7	9	0	.438	317	376

### NFC EAST

Team	W	L	T	Pct	PF	PA
y-Dallas	10	6	0	.625	286	250
x-Philadelphia	10	6	0	.625	363	341
Washington	9	7	0	.563	364	312
Arizona	7	9	0	.438	300	397
New York Giants	6	10	0	.375	242	297

### NFC CENTRAL

Team	W	L	T	Pct	PF	PA
*yz-Green Bay	13	3	0	.813	456	210
x-Minnesota	9	7	0	.563	298	315
Chicago	7	9	0	.438	283	305
Tampa Bay	6	10	0	.375	221	293
Detroit	5	11	0	.313	302	368

### NFC WEST

Team	W	L	T	Pct	PF	PA
yz-Carolina	12	4	0	.750	367	218
x-San Francisco	12	4	0	.750	398	257
St. Louis	6	10	0	.375	303	409
Atlanta	3	13	0	.188	309	461
New Orleans	3	13	0	.188	229	339

x - Playoffs; y - Division Title; z - First-round Bye; \* - Home-field Advantage

## WILD CARD PLAYOFF GAMES

12/28 - Jacksonville 30, at Buffalo 27  
 12/28 - at Dallas 40, Minnesota 15  
 12/29 - at Pittsburgh 42, Indianapolis 14  
 12/29 - at San Francisco 14, Philadelphia 0

## DIVISIONAL PLAYOFF GAMES

1/4 - Jacksonville 30, at Denver 27  
 1/4 - at Green Bay 35, San Francisco 14  
 1/5 - at New England 28, Pittsburgh 3  
 1/5 - at Carolina 26, Dallas 17

## CONFERENCE CHAMPIONSHIPS

1/12 - at New England 20, Jacksonville 6  
 1/12 - at Green Bay 30, Carolina 13

## SUPER BOWL XXXI (NEW ORLEANS)

1/26 - Green Bay 35, New England 21

## 1995 FINAL STATISTICS (8-8)

**Head Coach:** Mike Shanahan    **AFC West:** 4th    **Home Stadium:** Mile High Stadium

Date	W-L	Score	Opponent	Attendance	RUSHING	No.	Yds.	Avg.	Long	TD
Sept 3	W	22-7	Buffalo	75,157	Davis	237	1117	4.7	60	7
Sept 10	L	21-31	at Dallas	64,578	Craver	73	333	4.6	23	5
Sept 17	W	38-31	Washington	71,930	Milburn	49	266	5.4	29	0
Sept 24	L	6-17	at San Diego	58,978	Elway	41	176	4.3	25	1
Oct 1	L	10-27	at Seattle	49,914	Bernstine	23	76	3.3	18	1
Oct 8	W	37-3	at New England	60,074	Pritchard	6	17	2.8	9	0
Oct 16	W	27-0	Oakland	75,491	Millen	3	8	2.7	7	0
Oct 22	L	7-21	Kansas City	71,044	Miller	1	5	5.0	5	0
Nov 5	W	38-6	Arizona	71,488	Rivers	2	2	1.0	1	0
Nov 12	L	13-31	at Philadelphia	60,842	McCaffrey	1	-1	-1.0	-1	0
Nov 19	W	30-27	San Diego	74,681	Musgrave	4	-4	-1.0	0	0
Nov 26	L	33-42	at Houston	36,113	<b>BRONCOS</b>	<b>440</b>	<b>1995</b>	<b>4.5</b>	<b>60</b>	<b>14</b>
Dec 3	W	31-23	Jacksonville	72,231	<b>OPPONENTS</b>	<b>451</b>	<b>1895</b>	<b>4.2</b>	<b>74</b>	<b>19</b>
Dec 10	L	27-31	Seattle	71,488						
Dec 17	L	17-20	at Kansas City	75,061						
Dec 24	W	31-28	at Oakland	50,074						

### TEAM STATISTICS

#### TOTAL FIRST DOWNS

	Den	Opp
Rushing	344	322
Passing	114	114
Penalty	205	186
	25	22

#### 3RD DOWN: MADE/ATT

	89/207	92/212
--	--------	--------

#### 3rd Down Pct.

	43.0	43.4
--	------	------

#### 4TH DOWN: MADE/ATT

	8/18	10/21
--	------	-------

#### 4th Down Pct.

	44.4	47.6
--	------	------

#### POSSESSION AVG.

	30.09	29.51
--	-------	-------

#### TOTAL NET YARDS

	6040	5193
--	------	------

#### Avg. Per Game

	377.5	324.6
--	-------	-------

#### Total Plays

	1060	1010
--	------	------

#### Avg. Per Play

	5.7	5.1
--	-----	-----

#### NET YARDS RUSHING

	1995	1895
--	------	------

#### Avg. Per Game

	124.7	118.4
--	-------	-------

#### Total Rushes

	440	451
--	-----	-----

#### NET YARDS PASSING

	4045	3298
--	------	------

#### Avg. Per Game

	252.8	206.1
--	-------	-------

#### Sacked/Yards Lost

	26/215	30/220
--	--------	--------

#### Gross Yards

	4260	3518
--	------	------

#### Att./Completions

	594/350	529/297
--	---------	---------

#### Completion Pct.

	58.9	56.1
--	------	------

#### Had Intercepted

	14	8
--	----	---

#### PUNTS/AVERAGE

	54/40.9	76/42.8
--	---------	---------

#### NET PUNTING AVG.

	54/37.3	76/34.9
--	---------	---------

#### PENALTIES/YARDS

	109/851	103/848
--	---------	---------

#### FUMBLES/BALL LOST

	25/16	20/13
--	-------	-------

#### TOUCHDOWNS

	42	44
--	----	----

#### Rushing

	14	19
--	----	----

#### Passing

	27	20
--	----	----

#### Returns

	1	5
--	---	---

#### SCORE BY PERIODS

	1	2	3	4	OT	Total
<b>BRONCOS</b>	96	137	64	91	0	388
<b>OPPONENTS</b>	72	103	68	102	0	345

### SCORING

	TD	Ru	Pa	Rt	PAT	FG	S	PTS
Elam	0	0	0	0	39/39	31/38	0	132
Miller	14	0	14	0	0/0	0/0	0	84
Davis	8	7	1	0	0/0	0/0	0	48
Craver	6	5	1	0	0/0	0/0	0	36
Sharpe	4	0	4	0	0/0	0/0	0	24
Pritchard	3	0	3	0	0/0	0/0	0	18
McCaffrey	2	0	2	0	0/0	0/0	0	14
Elway	1	1	0	0	0/0	0/0	0	14
Bernstine	1	1	0	0	0/0	0/0	0	6
Evans	1	0	1	0	0/0	0/0	0	6
Smith	1	0	1	0	0/0	0/0	0	6
Crockett	1	0	0	1	0/0	0/0	0	6
<b>BRONCOS</b>	<b>42</b>	<b>14</b>	<b>27</b>	<b>1</b>	<b>39/39</b>	<b>31/38</b>	<b>0</b>	<b>388</b>
<b>OPPONENTS</b>	<b>44</b>	<b>19</b>	<b>20</b>	<b>5</b>	<b>42/42</b>	<b>13/19</b>	<b>0</b>	<b>345</b>

**2-PT. CONVERSIONS:** Elway, McCaffrey, **BRONCOS 2-3, OPPONENTS 0-2**

**SACKS:** Perry 6.0, Fletcher 5.0, Hasselbach 4.0, Crockett 3.0, Cadrez 2.0, Dronett 2.0, Williams 2.0, Aldridge 1.5, Burns 1.5, Jones 1.0, Robinson 1.0, Alexander 0.5, Wilson 0.5.

### BRONCOS 30.0, OPPONENTS 26.0

PASSING	Att.	Comp.	Yds.	Comp.%	Yd./Att.	TD	TD%	Int	Int%	LG	Sack/Lost	Rating
Elway	542	316	3970	58.3	7.32	26	4.8	14	2.6	62t	22/180	86.4
Millen	40	26	197	65.0	4.93	1	2.5	0	0.0	18	4/32	85.1
Musgrave	12	8	93	66.7	7.75	0	0.0	0	0.0	23	0/0	89.9
<b>BRONCOS</b>	<b>594</b>	<b>350</b>	<b>4260</b>	<b>58.9</b>	<b>7.17</b>	<b>27</b>	<b>4.5</b>	<b>14</b>	<b>2.4</b>	<b>62t</b>	<b>26/215</b>	<b>86.4</b>
<b>OPPONENTS</b>	<b>529</b>	<b>297</b>	<b>3518</b>	<b>56.1</b>	<b>6.65</b>	<b>20</b>	<b>3.8</b>	<b>8</b>	<b>1.5</b>	<b>57</b>	<b>30/220</b>	<b>82.9</b>

### RECEIVING

	No.	Yds.	Avg.	Long	TD
Sharpe	63	756	12.0	49	4
Miller	59	1079	18.3	62t	14
Davis	49	367	7.5	31	1
Craver	43	369	8.6	32	1
McCaffrey	39	477	12.2	35	2
Pritchard	33	441	13.4	45t	3
Milburn	22	191	8.7	23	0
Johnson	12	170	14.2	23	0
Evans	12	124	10.3	22	1
Smith	6	152	25.3	43t	1
Bernstine	5	54	10.8	38	0
Carswell	3	37	12.3	5	0
Rivers	3	32	10.7	23	0
Chamberlain	1	11	11.0	11	0
<b>BRONCOS</b>	<b>350</b>	<b>4260</b>	<b>12.2</b>	<b>62t</b>	<b>27</b>
<b>OPPONENTS</b>	<b>297</b>	<b>3518</b>	<b>11.8</b>	<b>57</b>	<b>20</b>

### INTERCEPTIONS

	No.	Yds.	Avg.	Long	TD
Atwater	3	54	18.0	25	0
Braxton	2	36	18.0	36	0
Alexander	2	5	2.5	4	0
Hager	1	19	19.0	19	0
<b>BRONCOS</b>	<b>8</b>	<b>114</b>	<b>14.3</b>	<b>36</b>	<b>0</b>
<b>OPPONENTS</b>	<b>14</b>	<b>103</b>	<b>7.4</b>	<b>29</b>	<b>0</b>

### PUNTING

	No.	Yds.	Avg.	Net	TB	In20	Long	B
Rouen	52	2192	42.2	37.6	3	22	61	1
Elam	1	17	17.0	17.0	0	1	17	0
<b>BRONCOS</b>	<b>54</b>	<b>2209</b>	<b>40.9</b>	<b>37.3</b>	<b>3</b>	<b>23</b>	<b>61</b>	<b>1</b>
<b>OPPONENTS</b>	<b>76</b>	<b>3253</b>	<b>42.8</b>	<b>34.9</b>	<b>12</b>	<b>18</b>	<b>62</b>	<b>0</b>

### PUNT RETURNS

	No.	FC	Yds.	Avg.	Long	TD
Milburn	31	17	354	11.4	44	0
Crockett	0	0	4	—	4	0
Smith	0	1	0	—	—	0
<b>BRONCOS</b>	<b>31</b>	<b>18</b>	<b>358</b>	<b>11.5</b>	<b>44</b>	<b>0</b>
<b>OPPONENTS</b>	<b>25</b>	<b>12</b>	<b>137</b>	<b>5.5</b>	<b>52</b>	<b>0</b>

### KICKOFF RETURNS

	No.	Yds.	Avg.	Long	TD
Milburn	47	1269	27.0	86	0
Craver	7	50	7.1	13	0
Smith	4	54	13.5	17	0
Robinson	1	14	14.0	14	0
Burns	1	5	5.0	5	0
<b>BRONCOS</b>	<b>60</b>	<b>1392</b>	<b>23.2</b>	<b>86</b>	<b>0</b>
<b>OPPONENTS</b>	<b>77</b>	<b>1671</b>	<b>21.7</b>	<b>94t</b>	<b>2</b>

### FIELD GOALS

	1-19	20-29	30-39	40-49	50+
Elam	0/0	7/9	14/15	5/7	5/7
<b>OPPONENTS</b>	<b>0/0</b>	<b>4/4</b>	<b>4/7</b>	<b>4/5</b>	<b>1/3</b>

**ELAM:** (22G,52G,20G,38N,38G,37G) ( ) (20G) (23G,52G) (23N,52N,30G) (37G,30G,51G) (30G,32G,33G,37G) ( ) (53G) (44G,48G) (20G,35G,46N,32G) (56G,48N,35G) (38G) (29G,46G,66N) (49G) (45G,28N,27G,37G)

**OPPONENTS:** ( ) (45G) (30N,31G) (45G) (48N,45G,20G) (51G) ( ) (35N) (31G,20G,54N) (52N,39G) (29G,32G) ( ) (47G) (36G) (37N) ( )

## 1995 DEFENSIVE STATS

(based on coaches' film review)

	TT	UT	A	S-YDS	I-YDS	PD	FF	FR
1 Atwater	148	107	41	0-0	3-54	8	3	0
2 Aldridge	110	77	33	1.5-10.5	0-0	3	1	1
Braxton	110	74	36	0-0	2-36	10	0	0
4 Crockett	78	61	17	3-32	0-0	16	1	1
5 Wyman	73	54	19	0-0	0-0	1	1	0
6 Washington	62	46	16	0-0	0-0	9	1	1
7 J. Jones	49	26	23	1-8	0-0	0	0	2
8 Hager	48	35	13	0-0	1-19	5	0	0
9 Cadrez	44	22	22	2-3	0-0	0	2	0
10 Perry	42	38	4	6-52	0-0	8	2	0
11 Fletcher	40	34	6	5-42	0-0	1	2	0
12 Alexander	36	28	8	0.5-1	2-5	3	1	0
13 D. Jones	25	17	8	0-0	0-0	1	2	0
14 Hasselbach	24	15	9	4-23	0-0	2	0	4
15 Burns	22	14	8	1.5-9	0-0	0	1	0
16 Hillard	20	16	4	0-0	0-0	4	1	0
17 Thomas	17	12	5	0-0	0-0	3	1	0
18 Hauck	16	10	6	0-0	0-0	1	0	0
19 R. Jones	10	8	2	0-0	0-0	3	0	0
20 Dronett	8	5	3	2-12	0-0	1	0	0
21 Williams	6	5	1	2-19	0-0	1	0	0
Robinson	6	3	3	1-4	0-0	0	0	1
23 Lodish	4	4	0	0-0	0-0	0	0	0
24 Garnett	3	3	0	0-0	0-0	0	0	0
25 Bradford	1	1	0	0-0	0-0	1	0	0
Wilson	1	1	0	0.5-4.5	0-0	0	0	0
<b>TOTALS</b>	<b>1,003</b>	<b>716</b>	<b>287</b>	<b>30-220</b>	<b>7-114</b>	<b>81</b>	<b>19</b>	<b>10</b>

## 1995 GAMES STARTED

### OFFENSE

QB Elway, John	16	DE Dronett, Shane	2
RB Bernstein, Rod	3	DE Hasselbach, Harald	10
RB Craver, Aaron	12	DE Williams, Dan	6
RB Davis, Terrell	14	DT Jones, James	16
RB Milburn, Glyn	1	DT Perry, Michael Dean	14
WR Johnson, Vance	1	LB Aldridge, Allen	12
WR McCaffrey, Ed	4	LB Alexander, Elijah	8
WR Miller, Anthony	14	LB Cadrez, Glenn	7
WR Pritchard, Mike	13	LB Fletcher, Simon	16
WR Smith, Rod	1	LB Hager, Britt	5
TE Carswell, Dwayne	2	LB Jones, Dante	5
TE Evans, Jerry	2	LB Wyman, Dave	11
TE Sharpe, Shannon	12	CB Crockett, Ray	16
C Nalen, Tom	15	CB Washington, Lionel	16
C Tamm, Ralph	1	S Atwater, Steve	16
T Thompson, Broderick	16	S Braxton, Tyrone	16
T Zimmerman, Gary	16		
G Habib, Brian	16		
G Schlereth, Mark	16		

## 1995 COACHES

**Mike Shanahan** (Head Coach), **Frank Bush** (Linebackers), **Barney Chavous** (Asst. Offensive Line/Asst. Strength and Conditioning), **Rick Dennison** (Offensive Asst.), **Ed Donatelli** (Defensive Backs), **George Dyer** (Defensive Line), **Alex Gibbs** (Asst. Head Coach/Offensive Line), **Mike Heimerdinger** (Wide Receivers), **Gary Kubiak** (Offensive Coordinator/QBs), **Brian Pariani** (Tight Ends), **Al Reynolds** (Defensive Asst./Asst. Defensive Backs), **Greg Robinson** (Defensive Coordinator), **Greg Saporita** (Administrative Asst./Strength and Conditioning), **Richard Smith** (Special Teams), **Bobby Turner** (Running Backs), **Rich Tuten** (Defensive and Conditioning).

## 1995 LEADERS / RANKINGS

INDIVIDUAL	PLAYER	NO.	AFC RANK	NFL RANK	NFL LEADER	NO.
Points	Elam	132	2	3t	Smith (DAL)	150
Rushing Yards	Davis	1,117	3	9	Smith (DAL)	1,773
Passing Yards	Elway	3,970	1	5t	Favre (GB)	4,413
Passer Rating	Elway	86.4	6	14	Harbaugh (IND)	100.7
Receiving Yards	Miller	1,079	5	16	Rice (SF)	1,848
Receptions	Sharpe	63	12t	29t	Moore (DET)	123
Interceptions	Atwater	3	16t	37t	Thomas (MIN)	9
Sacks	Perry	16	25t	48t	Paup (BUF)	17.5
OFFENSE		NO.	AFC RANK	NFL RANK	NFL LEADER	NO.
Points Per Game		24.3	3	9	San Francisco	28.6
Total Yards Per Game		377.5	1	3	Detroit	382.1
Yards Per Play		5.7	1	3t	Detroit	6.0
Rushing Yards Per Game		124.7	3	5	Kansas City	138.9
Net Passing Yards Per Game		252.8	2	7	San Francisco	288.0
DEFENSE		NO.	AFC RANK	NFL RANK	NFL LEADER	NO.
Points Per Game		21.6	9	17	Kansas City	15.1
Total Yards Per Game		324.6	9	15	San Francisco	274.9
Yards Per Play		5.1	9	14t	Kansas City	4.3
Rushing Yards Per Game		118.4	11	23	San Francisco	66.3
Net Passing Yards Per Game		206.1	5	9	New York Jets	171.3

## 1995 KEY AWARDS

**Pro Bowl (6):** S Steve Atwater, K Jason Elam, KR Glyn Milburn, WR Anthony Miller, TE Shannon Sharpe, T Gary Zimmerman. **AP All-Pro (4):** K Jason Elam (second team), KR Glyn Milburn (second team), TE Shannon Sharpe (second team), T Gary Zimmerman (second team). **Football Digest NFL Rookie of the Year:** RB Terrell Davis.

## 1995 NFL STANDINGS

### AFC EAST

Team	W	L	T	Pct	PF	PA
y-Buffalo	10	6	0	.625	350	335
x-Indianapolis	9	7	0	.563	331	316
x-Miami	9	7	0	.563	398	332
New England	6	10	0	.375	294	377
New York Jets	3	13	0	.188	233	384

### AFC CENTRAL

Team	W	L	T	Pct	PF	PA
yz-Pittsburgh	11	5	0	.688	407	327
Cincinnati	7	9	0	.438	349	374
Houston	7	9	0	.438	348	324
Cleveland	5	11	0	.313	289	356
Jacksonville	4	12	0	.250	275	404

### AFC WEST

Team	W	L	T	Pct	PF	PA
*yz-Kansas City	13	3	0	.813	358	241
x-San Diego	9	7	0	.563	321	323
Seattle	8	8	0	.500	363	366
<b>Denver</b>	<b>8</b>	<b>8</b>	<b>0</b>	<b>.500</b>	<b>383</b>	<b>345</b>
Oakland	8	8	0	.500	348	332

### NFC EAST

Team	W	L	T	Pct	PF	PA
*yz-Dallas	12	4	0	.750	435	291
x-Philadelphia	10	6	0	.625	318	338
Washington	6	10	0	.375	326	359
New York Giants	5	11	0	.313	290	340
Arizona	4	12	0	.250	275	422

### NFC CENTRAL

Team	W	L	T	Pct	PF	PA
y-Green Bay	11	5	0	.688	404	314
x-Detroit	10	6	0	.625	436	336
Chicago	9	7	0	.563	392	360
Minnesota	8	8	0	.500	412	385
Tampa Bay	7	9	0	.438	238	335

### NFC WEST

Team	W	L	T	Pct	PF	PA
yz-San Francisco	11	5	0	.688	457	258
x-Atlanta	9	7	0	.563	362	349
St. Louis	7	9	0	.438	309	418
Carolina	7	9	0	.438	289	325
New Orleans	7	9	0	.438	319	348

x - Playoffs; y - Division Title; z - First-round Bye; \* - Home-field Advantage

## WILD CARD PLAYOFF GAMES

12/30 - at Buffalo 37, Miami 22  
12/30 - at Philadelphia 58, Detroit 37  
12/31 - Indianapolis 35, at San Diego 20  
12/31 - at Green Bay 37, Atlanta 20

## DIVISIONAL PLAYOFF GAMES

1/6 - at Pittsburgh 40, Buffalo 21  
1/6 - Green Bay 27, at San Francisco 17  
1/7 - Indianapolis 10, at Kansas City 7  
1/7 - at Dallas 30, Philadelphia 11

## CONFERENCE CHAMPIONSHIPS

1/14 - at Pittsburgh 20, Indianapolis 16  
1/14 - at Dallas 38, Green Bay 27

## SUPER BOWL XXX (TEMPE, ARIZ.)

1/28 - Dallas 27, Pittsburgh 17



## 1994 FINAL STATISTICS (7-9)

**Head Coach:** Wade Phillips    **AFC West:** 4th    **Home Stadium:** Mile High Stadium

Date	W-L	Score	Opponent	Attendance	RUSHING	No.	Yds.	Avg.	Long	TD
Sept 4	L	34-37	San Diego	74,032	L. Russell	190	620	3.3	22t	9
Sept 11	L	22-25	at New York Jets (OT)	73,436	Elway	58	235	4.1	22	4
Sept 18	L	16-48	L.A. Raiders	75,764	Milburn	58	201	3.5	20	1
Sept 26	L	20-27	at Buffalo	75,373	Clark	56	168	3.0	12	3
Oct 9	W	16-9	at Seattle	63,872	Bernstine	17	91	5.4	24	0
Oct 17	L	28-31	Kansas City	75,151	Rivers	43	83	1.9	11	2
Oct 23	W	20-15	at San Diego	61,626	Millen	5	57	11.4	24	0
Oct 30	W	26-14	Cleveland	73,190	Campbell	2	6	3.0	6	0
Nov 6	L	21-27	at L.A. Rams	48,103	D. Russell	1	6	6.0	6	0
Nov 13	W	17-10	Seattle	71,290	Miller	1	3	3.0	3	0
Nov 20	W	32-28	Atlanta	70,594	<b>BRONCOS</b>	<b>431</b>	<b>1470</b>	<b>3.4</b>	<b>24</b>	<b>19</b>
Nov 27	W	15-13	Cincinnati	69,714	<b>OPPONENTS</b>	<b>432</b>	<b>1752</b>	<b>4.1</b>	<b>36</b>	<b>12</b>
Dec 4	W	20-17	at Kansas City (OT)	77,631	<b>RECEIVING</b>	<b>No.</b>	<b>Yds.</b>	<b>Avg.</b>	<b>Long</b>	<b>TD</b>
Dec 11	L	13-23	at L.A. Raiders	60,016	Sharpe	87	1010	11.6	44	4
Dec 17	L	19-42	at San Francisco	64,884	Milburn	77	549	7.1	33	3
Dec 24	L	28-30	New Orleans	64,445	Miller	60	1107	18.5	76	5

TEAM STATISTICS				Den	Opp
TOTAL FIRST DOWNS				346	303
Rushing				101	103
Passing				202	182
Penalty				43	18
3RD DOWN: MADE/ATT				87/231	86/217
3rd Down Pct.				37.7	39.6
4TH DOWN: MADE/ATT				7/17	3/10
4th Down Pct.				41.2	30.0
POSSESSION AVG.				30:58	29:02
TOTAL NET YARDS				5487	5907
Avg. Per Game				342.9	369.2
Total Plays				1112	1023
Avg. Per Play				4.9	5.8
NET YARDS RUSHING				1470	1752
Avg. Per Game				91.9	109.5
Total Rushes				431	432
NET YARDS PASSING				4017	4155
Avg. Per Game				251.1	259.7
Sacked/Yards Lost				55/366	23/141
Gross Yards				4383	4296
Att./Completions				626/388	568/322
Completion Pct.				62.0	56.7
Had Intercepted				13	12
PUNTS/AVERAGE				76/42.9	76/43.5
NET PUNTING AVG.				76/37.1	76/35.8
PENALTIES/YARDS				101/865	134/1031
FUMBLES/BALL LOST				27/18	24/14
TOUCHDOWNS				37	43
Rushing				19	12
Passing				18	28
Returns				0	3

SCORE BY PERIODS	1	2	3	4	OT	Total
BRONCOS	53	96	102	93	3	347
OPPONENTS	64	148	77	104	3	396

SCORING	TD	Ru	Pa	Rt	PAT	FG	S	PTS
Elam	0	0	0	0	29/29	30/37	0	119
L. Russell	9	9	0	0	0/0	0/0	0	54
Miller	5	0	5	0	0/0	0/0	0	32
Sharpe	4	0	4	0	0/0	0/0	0	28
Elway	4	4	0	0	0/0	0/0	0	24
Milburn	4	1	3	0	0/0	0/0	0	24
Clark	3	3	0	0	0/0	0/0	0	18
Evans	2	0	2	0	0/0	0/0	0	12
Rivers	2	2	0	0	0/0	0/0	0	12
Campbell	1	0	1	0	0/0	0/0	0	6
Pritchard	1	0	1	0	0/0	0/0	0	6
D. Russell	1	0	1	0	0/0	0/0	0	6
Tillman	1	0	1	0	0/0	0/0	0	6
<b>BRONCOS</b>	<b>37</b>	<b>19</b>	<b>18</b>	<b>0</b>	<b>29/29</b>	<b>30/37</b>	<b>0</b>	<b>347</b>
<b>OPPONENTS</b>	<b>43</b>	<b>12</b>	<b>28</b>	<b>3</b>	<b>35/35</b>	<b>31/37</b>	<b>0</b>	<b>396</b>

**2-PT. CONVERSIONS:** Sharpe 2, Miller, **BRONCOS 3-8, OPPONENTS 5-8**

**SACKS:** Fletcher 7.0, Dronett 6.0, Washington 2.5, Hasselbach 2.0, Mecklenburg 1.5, Alexander 1.0, Bradford 1.0, Robinson 1.0, D. Smith 1.0, **BRONCOS 23.0, OPPONENTS 55.0**

RECEIVING	No.	Yds.	Avg.	Long	TD
Sharpe	87	1010	11.6	44	4
Milburn	77	549	7.1	33	3
Miller	60	1107	18.5	76	5
L. Russell	38	227	6.0	19	0
Tillman	28	455	16.3	63	1
D. Russell	25	342	13.7	43	1
Rivers	20	136	6.8	25	0
Pritchard	19	271	14.3	50t	1
Evans	13	127	9.8	20t	2
Bernstine	9	70	7.8	16	0
Clark	9	47	5.2	10	0
Kimbrough	2	20	10.0	12	0
Campbell	1	22	22.0	22t	1
<b>BRONCOS</b>	<b>388</b>	<b>4383</b>	<b>11.3</b>	<b>76</b>	<b>18</b>
<b>OPPONENTS</b>	<b>322</b>	<b>4296</b>	<b>13.3</b>	<b>75t</b>	<b>28</b>

INTERCEPTIONS	No.	Yds.	Avg.	Long	TD
Jones	2	9	4.5	9	0
Hilliard	2	8	4.0	8	0
Crockett	2	6	3.0	6	0
Atwater	1	24	24.0	24	0
Washington	1	5	5.0	5	0
Fletcher	1	4	4.0	4	0
Alexander	1	2	2.0	2	0
B. Smith	1	0	0.0	0	0
Williams	1	-3	-3.0	-3	0
<b>BRONCOS</b>	<b>12</b>	<b>55</b>	<b>4.6</b>	<b>24</b>	<b>0</b>
<b>OPPONENTS</b>	<b>13</b>	<b>288</b>	<b>22.2</b>	<b>99t</b>	<b>3</b>

PUNTING	No.	Yds.	Avg.	Net	TB	In20	Long	B
Rouen	76	3258	42.9	37.1	8	23	59	0
<b>TEAM</b>	<b>76</b>	<b>3258</b>	<b>42.9</b>	<b>37.1</b>	<b>8</b>	<b>23</b>	<b>59</b>	<b>0</b>
<b>OPPONENTS</b>	<b>76</b>	<b>3303</b>	<b>43.5</b>	<b>35.8</b>	<b>10</b>	<b>21</b>	<b>62</b>	<b>0</b>

PUNT RETURNS	No.	FC	Yds.	Avg.	Long	TD
Milburn	41	4	379	9.2	44	0
<b>BRONCOS</b>	<b>41</b>	<b>4</b>	<b>379</b>	<b>9.2</b>	<b>44</b>	<b>0</b>
<b>OPPONENTS</b>	<b>39</b>	<b>13</b>	<b>275</b>	<b>7.1</b>	<b>29</b>	<b>0</b>

KICKOFF RETURNS	No.	Yds.	Avg.	Long	TD
Milburn	37	793	21.4	40	0
By'not'e	24	545	22.7	41	0
D. Russell	5	105	21.0	34	0
Campbell	3	24	8.0	11	0
Clark	3	34	11.3	20	0
Carswell	1	0	0.0	0	0
Evans	1	6	6.0	6	0
Swann	1	16	16.0	16	0
<b>BRONCOS</b>	<b>75</b>	<b>1523</b>	<b>20.3</b>	<b>41</b>	<b>0</b>
<b>OPPONENTS</b>	<b>70</b>	<b>1396</b>	<b>19.9</b>	<b>62</b>	<b>0</b>

FIELD GOALS	1-19	20-29	30-39	40-49	50+
Elam	0/0	11/11	11/11	7/12	1/3
<b>OPPONENTS</b>	<b>3/3</b>	<b>8/9</b>	<b>11/13</b>	<b>9/10</b>	<b>0/2</b>

**ELAM:** (25G, 43G) (43G,21G,29G) (43G) (41N, 28G,43G) (26G,33G,37G,43N) () (49N,54G,25G) (27G,32G) (42G,57N,29G) (42G) (35G,50B) (34G,33G,45N,37G,44N) (34G,34G) (20G,21G) (26G,45G) (32G,30G)

**OPPONENTS:** (27G) (39G) (42G,33G) (36G, 28G) (37G, 36G,42G) (27N,19G) (22G,39G,37G, 26G,44G) (43G,45G) (35G,18G) (56N,19G) () (43G,32G,51N) (22G,37B) (44G,29G,47G,30G, 28G) () (26G,44B,32B,37G,40G)

PASSING	Att.	Comp.	Yds.	Comp.%	Yd./Att.	TD	TD%	Int	Int%	LG	Sack/Lost	Rating
Elway	494	307	3490	62.1	7.06	16	3.2	10	2.0	63	46/303	85.7
Millen	131	81	893	61.8	6.82	2	1.5	3	2.3	76	9/63	77.6
Rivers	1	0	0	0.0	0.00	0	0.0	0	0.0	0	0/0	39.6
<b>BRONCOS</b>	<b>626</b>	<b>388</b>	<b>4383</b>	<b>62.0</b>	<b>7.00</b>	<b>18</b>	<b>2.9</b>	<b>13</b>	<b>2.1</b>	<b>76</b>	<b>55/366</b>	<b>83.8</b>
<b>OPPONENTS</b>	<b>568</b>	<b>322</b>	<b>4296</b>	<b>56.7</b>	<b>7.56</b>	<b>28</b>	<b>4.9</b>	<b>12</b>	<b>2.1</b>	<b>75t</b>	<b>23/141</b>	<b>88.5</b>

## 1994 DEFENSIVE STATS

(based on coaches' film review)

	TT	UT	A	S-YDS	I-YDS	PD	FF	FR
1 Alexander	172	105	67	1-10	1-2	7	0	1
2 Atwater	125	72	53	0-0	1-24	8	1	2
3 Mecklenburg	85	52	33	1.5-11	0-0	3	2	2
4 Washington	82	49	33	2.5-13	1-5	3	2	0
5 Fletcher	76	42	34	7-41	1-4	5	1	2
6 Crockett	70	48	22	0-0	2-6	20	0	2
7 B. Smith	68	54	14	0-0	1-0	14	0	0
8 Hasselbach	66	40	26	2-13	0-0	1	1	0
9 Dronett	63	39	24	6-35	0-0	5	0	1
10 R. Jones	55	37	18	0-0	2-9	5	0	1
11 Croel	52	29	23	0-0	0-0	1	1	0
12 Hilliard	51	46	5	0-0	2-8	14	2	0
13 D. Smith	42	25	17	1-9	0-0	5	0	1
14 D. Hall	34	18	16	0-0	0-0	1	0	0
15 Bradford	27	18	9	1-8	0-0	5	0	0
16 Fuller	22	17	5	0-0	0-0	3	0	0
Williams	22	11	11	0-0	1-3	2	0	0
18 Harvey	21	9	12	0-0	0-0	2	0	0
19 Burns	18	14	4	0-0	0-0	0	0	0
20 J. Robinson	14	8	6	1-1	0-0	1	0	0
21 Wyman	11	7	4	0-0	0-0	0	0	0
22 Aldridge	8	1	7	0-0	0-0	0	0	0
23 Oshodin	5	5	0	0-0	0-0	0	0	0
24 Sanders	3	1	2	0-0	0-0	0	0	0
25 By'not'e	1	1	0	0-0	0-0	0	0	0
Donahue	1	0	1	0-0	0-0	0	0	0
<b>TOTAL</b>	<b>1,194</b>	<b>748</b>	<b>446</b>	<b>23-141</b>	<b>12-55</b>	<b>105</b>	<b>11</b>	<b>11</b>

## 1994 GAMES STARTED

### OFFENSE

QB Elway, John	14
QB Millen, Hugh	2
RB Bernstein, Rod	3
RB Clark, Derrick	4
RB Milburn, Glyn	6
RB Rivers, Reggie	1
RB Russell, Leonard	14
WR Campbell, Jeff	1
WR Miller, Anthony	14
WR Russell, Derek	12
WR Tillman, Cedric	3
TE Evans, Jerry	9
TE Sharpe, Shannon	13
C Widell, Dave	16
T Freeman, Russell	7
T Maggs, Don	1
T Scrafford, Kirk	8
T Zimmerman, Gary	16
G Habib, Brian	16
G Melander, Jon	15
G Nalen, Tom	1

### DEFENSE

DE Dronett, Shane	15
DE Fletcher, Simon	16
DE Hasselbach, Harald	3
DE Williams, Dan	15
NT Washington, Ted	6
LB Aldridge, Allen	1
LB Alexander, Elijah	1
LB Burns, Keith	1
LB Croel, Mike	12
LB Fuller, Randy	1
LB Harvey, Richard	1
LB Mecklenburg, Karl	15
CB Bradford, Ronnie	1
CB Crockett, Ray	14
CB Hilliard, Randy	4
CB Smith, Ben	4
S Atwater, Steve	14
S Hall, Darryl	3
S Jones, Rondell	2
S Smith, Dennis	12

## 1994 COACHES

**Wade Phillips** (Head Coach), **Vernon Banks** (Strength & Conditioning), **Barney Chavous** (Defensive Line Asst./Strength & Conditioning Asst.), **Jim Fassel** (Asst. Head Coach/Offensive Coordinator), **Mo Forte** (Wide Receivers), **Leon Fuller** (Defensive Backs), **Bishop Harris** (Running Backs), **John Leva** (Offensive Line), **Rex Norris** (Defensive Line), **Al Reynolds** (Asst. Defensive Backs/Quality Control), **Harold Richardson** (Special Asst. to the Head Coach/Offense), **Richard Smith** (Special Teams/Linebackers), **Les Steckel** (Tight Ends), **Charlie Waters** (Defensive Coordinator), **John Paul Young** (Linebackers).

## 1994 LEADERS / RANKINGS

INDIVIDUAL	PLAYER	NO.	AF RANK	NFL RANK	NFL LEADER	NO.
Points	Elam	119	2	3	Carney (SD)	135
Rushing Yards	Russell	620	15	27	Sanders (DET)	1,883
Passing Yards	Elway	3,490	3	8	Bledsoe (NE)	4,555
Passer Rating	Elway	85.7	2	4	Young (SF)	112.8
Receiving Yards	Miller	1,107	6	15	Rice (SF)	1,499
Receptions	Sharpe	87	4	8	Carter (MIN)	122
Interceptions	Jones/Hilliard/Crockett	2	331	691	Williams (ARI)	9
Sacks	Fletcher	7	161	311	Greene (PIT)	14
<hr/>						
OFFENSE		NO.	AF RANK	NFL RANK	NFL LEADER	NO.
Points Per Game		21.7	4	10	San Francisco	31.6
Total Yards Per Game		342.9	4	6	Miami	379.9
Yards Per Play		4.9	51	141	San Francisco	5.8
Rushing Yards Per Game		91.9	13	23	Pittsburgh	136.3
Net Passing Yards Per Game		273.9	3	4	New England	286.4
<hr/>						
DEFENSE		NO.	AF RANK	NFL RANK	NFL LEADER	NO.
Points Per Game		24.8	13	26	Cleveland	12.8
Total Yards Per Game		369.2	14	28	Dallas	269.6
Yards Per Play		5.8	14	28	Dallas	4.3
Rushing Yards Per Game		109.5	8	16	Minnesota	68.1
Net Passing Yards Per Game		259.7	14	28	Dallas	172.0

## 1994 KEY AWARDS

**Pro Bowl (4):** S Steve Atwater, QB John Elway, TE Shannon Sharpe, T Gary Zimmerman.

## 1994 NFL STANDINGS

### AFC EAST

Team	W	L	T	Pct	PF	PA
y-Miami	10	6	0	.625	389	327
x-New England	10	6	0	.625	351	312
Indianapolis	8	8	0	.500	307	320
Buffalo	7	9	0	.438	340	356
New York Jets	6	10	0	.375	264	320

### AFC CENTRAL

Team	W	L	T	Pct	PF	PA
*yz-Pittsburgh	12	4	0	.750	316	234
x-Cleveland	11	5	0	.688	340	204
Cincinnati	3	13	0	.188	276	406
Houston	2	14	0	.125	226	352

### AFC WEST

Team	W	L	T	Pct	PF	PA
yz-San Diego	11	5	0	.688	381	306
x-Kansas City	9	7	0	.563	319	298
L.A. Raiders	9	7	0	.563	303	327
Denver	7	9	0	.438	347	396
Seattle	6	10	0	.375	287	323

### NFC EAST

Team	W	L	T	Pct	PF	PA
yz-Dallas	12	4	0	.750	414	248
New York Giants	9	7	0	.563	279	305
Arizona	8	8	0	.500	235	267
Philadelphia	7	9	0	.438	308	308
Washington	3	13	0	.188	320	412

### NFC CENTRAL

Team	W	L	T	Pct	PF	PA
y-Minnesota	10	6	0	.625	356	314
x-Green Bay	9	7	0	.563	382	287
x-Detroit	9	7	0	.563	357	342
x-Chicago	9	7	0	.563	271	307
Tampa Bay	6	10	0	.375	251	351

### NFC WEST

Team	W	L	T	Pct	PF	PA
*yz-San Francisco	13	3	0	.813	505	296
New Orleans	7	9	0	.438	348	407
Atlanta	7	9	0	.438	317	385
L.A. Rams	4	12	0	.250	286	365

x - Playoffs; y - Division Title; z - First-round Bye; \* - Home-field Advantage

## WILD CARD PLAYOFF GAMES

12/31 - at Miami 27, Kansas City 17  
 12/31 - at Green Bay 16, Detroit 12  
 1/1 - at Cleveland 20, New England 13  
 1/1 - Chicago 35, at Minnesota 18

## DIVISIONAL PLAYOFF GAMES

1/7 - at Pittsburgh 29, Cleveland 9  
 1/7 - at San Francisco 44, Chicago 15  
 1/8 - at San Diego 22, Miami 21  
 1/8 - at Dallas 35, Green Bay 9

## CONFERENCE CHAMPIONSHIPS

1/15 - San Diego 17, at Pittsburgh 13  
 1/15 - at San Francisco 38, Dallas 28

## SUPER BOWL XXIX (MIAMI)

1/29 - San Francisco 49, San Diego 26

## 1993 FINAL STATISTICS (9-7)

**Head Coach:** Wade Phillips    **AFC West:** 3rd    **Home Stadium:** Mile High Stadium

Date	W-L	Score	Opponent	Attendance	RUSHING	No.	Yds.	Avg.	Long	TD
Sept 5	W	26-20	at New York Jets	68,130	Bernstine	223	816	3.7	24	4
Sept 12	W	34-17	San Diego	75,074	Delpino	131	445	3.4	18	8
Sept 20	L	7-15	at Kansas City	78,453	Milburn	52	231	4.4	26	0
Oct 3	W	35-13	Indianapolis	74,953	Elway	44	153	3.5	18	0
Oct 10	L	27-30	at Green Bay	58,943	Rivers	15	50	3.3	14	1
Oct 18	L	20-23	L.A. Raiders	75,712	Rouen	1	0	0.0	0	0
Oct 31	W	28-17	Seattle	73,644	Maddox	2	-2	-1.0	-1	0
Nov 7	W	29-14	at Cleveland	77,818	<b>BRONCOS</b>	<b>468</b>	<b>1693</b>	<b>3.6</b>	<b>26</b>	<b>13</b>
Nov 14	L	23-26	Minnesota	67,329	<b>OPPONENTS</b>	<b>397</b>	<b>1418</b>	<b>3.6</b>	<b>28</b>	<b>6</b>
Nov 21	W	37-13	Pittsburgh	74,840						
Nov 28	W	17-9	at Seattle	57,812	<b>RECEIVING</b>	<b>No.</b>	<b>Yds.</b>	<b>Avg.</b>	<b>Long</b>	<b>TD</b>
Dec 5	L	10-13	at San Diego	60,233	Sharpe	81	995	12.3	63	9
Dec 12	W	27-21	Kansas City	75,822	Russell	44	719	16.3	43	3
Dec 18	W	13-3	at Chicago	53,056	Bernstine	44	372	8.5	41	0
Dec 26	L	10-17	Tampa Bay	73,434	Milburn	38	300	7.9	50	3
Jan 2	L	30-33	at L.A. Raiders (OT)	66,904	V. Johnson	36	517	14.4	56	5
					Marshall	28	360	12.9	40	2
					Delpino	26	195	7.5	25	0
					R. Johnson	20	243	12.2	38	1
					Tillman	17	193	11.4	30	2
					Kimbrough	8	79	9.9	16	0
					Rivers	6	59	9.8	17	1
					K. Taylor	1	28	28.0	28	0
					Wyman	1	1	1.0	1t	1
					<b>BRONCOS</b>	<b>350</b>	<b>4061</b>	<b>11.6</b>	<b>63</b>	<b>27</b>
					<b>OPPONENTS</b>	<b>314</b>	<b>3969</b>	<b>12.6</b>	<b>74t</b>	<b>21</b>

TEAM STATISTICS		Den	Opp
TOTAL FIRST DOWNS		327	280
Rushing		105	86
Passing		187	181
Penalty		35	13
3RD DOWN: MADE/ATT		98/225	71/215
3rd Down Pct.		43.6	33.0
4TH DOWN: MADE/ATT		2/11	8/17
4th Down Pct.		18.2	47.1
POSSESSION AVG.		31:23	28:37
TOTAL NET YARDS		5461	5149
Avg. Per Game		341.3	321.8
Total Plays		1060	1005
Avg. Per Play		5.2	5.1
NET YARDS RUSHING		1693	1418
Avg. Per Game		105.8	88.6
Total Rushes		468	397
NET YARDS PASSING		3768	3731
Avg. Per Game		235.5	233.2
Sacked/Yards Lost		39/293	46/238
Gross Yards		4061	3969
Att./Completions		553/350	562/314
Completion Pct.		63.3	55.9
Had Intercepted		10	18
PUNTS/AVERAGE		68/44.4	81/43.7
NET PUNTING AVG.		68/37.1	81/36.0
PENALTIES/YARDS		112/822	128/1019
FUMBLES/BALL LOST		29/18	27/13
TOUCHDOWNS		42	27
Rushing		13	6
Passing		27	21
Returns		2	0

SCORE BY PERIODS	1	2	3	4	OT	Total
<b>BRONCOS</b>	66	147	91	69	0	373
<b>OPPONENTS</b>	53	82	62	84	3	284

SCORING	TD	Ru	Pa	Rt	PAT	FG	S	PTS
Elam	0	0	0	0	41/42	26/35	0	119
Sharpe	9	0	9	0	0/0	0/0	0	54
Delpino	8	8	0	0	0/0	0/0	0	48
V. Johnson	5	0	5	0	0/0	0/0	0	30
Bernstine	4	4	0	0	0/0	0/0	0	24
Russell	4	0	3	1	0/0	0/0	0	24
Milburn	3	0	3	0	0/0	0/0	0	18
Rivers	2	1	1	0	0/0	0/0	1	14
Marshall	2	0	2	0	0/0	0/0	0	12
Tillman	2	0	2	0	0/0	0/0	0	12
Croel	1	0	0	1	0/0	0/0	0	6
R. Johnson	1	0	1	0	0/0	0/0	0	6
Wyman	1	0	1	0	0/0	0/0	0	6
<b>BRONCOS</b>	<b>42</b>	<b>13</b>	<b>27</b>	<b>2</b>	<b>41/42</b>	<b>26/35</b>	<b>1</b>	<b>373</b>
<b>OPPONENTS</b>	<b>27</b>	<b>6</b>	<b>21</b>	<b>0</b>	<b>27/27</b>	<b>31/36</b>	<b>1</b>	<b>284</b>

**SACKS:** Fletcher 13.5, Mecklenburg 9.0, Dronett 7.0, Croel 5.0, J. Robinson 3.5, Kragen 3.0, Wyman 2.0, Atwater 1.0, Oshodin 1.0, Williams 1.0. **BRONCOS 46.0, OPPONENTS 39.0**

PASSING	Att.	Comp.	Yds.	Comp.%	Yd./Att.	TD	TD%	Int	Int%	LG	Sack/Lost	Rating
Elway	551	348	4030	63.2	7.31	25	4.5	10	1.8	63	39/293	92.8
Maddox	1	1	1	100.0	1.00	1	100.0	0	0.0	1t	0/0	118.8
Marshall	1	1	30	100.0	30.00	1	100.0	0	0.0	30t	0/0	158.3
<b>BRONCOS</b>	<b>553</b>	<b>350</b>	<b>4061</b>	<b>63.3</b>	<b>7.34</b>	<b>27</b>	<b>4.9</b>	<b>10</b>	<b>1.8</b>	<b>63</b>	<b>39/293</b>	<b>94.2</b>
<b>OPPONENTS</b>	<b>562</b>	<b>314</b>	<b>3969</b>	<b>55.9</b>	<b>7.06</b>	<b>21</b>	<b>3.7</b>	<b>18</b>	<b>3.2</b>	<b>74t</b>	<b>46/238</b>	<b>77.2</b>

INTERCEPTIONS	No.	Yds.	Avg.	Long	TD
Smith	3	57	19.0	36	0
Braxton	3	37	12.3	25	0
Atwater	2	81	40.5	68	0
Dronett	2	13	6.5	7	0
Lang	2	4	2.0	4	0
Croel	1	22	22.0	22t	1
F. Robinson	1	13	13.0	13	0
Wyman	1	9	9.0	9	0
Bradford	1	0	0.0	0	0
Dimry	1	0	0.0	0	0
Hall	1	0	0.0	0	0
<b>BRONCOS</b>	<b>18</b>	<b>236</b>	<b>13.1</b>	<b>68</b>	<b>1</b>
<b>OPPONENTS</b>	<b>10</b>	<b>79</b>	<b>7.9</b>	<b>19</b>	<b>0</b>

PUNTING	No.	Yds.	Avg.	Net	TB	In20	Long	B
Rouen	67	3017	45.0	37.1	8	17	62	1
<b>TEAM</b>	<b>68</b>	<b>3017</b>	<b>44.4</b>	<b>37.1</b>	<b>8</b>	<b>17</b>	<b>62</b>	<b>1</b>
<b>OPPONENTS</b>	<b>81</b>	<b>3541</b>	<b>43.7</b>	<b>36.0</b>	<b>10</b>	<b>22</b>	<b>61</b>	<b>2</b>

PUNT RETURNS	No.	FC	Yds.	Avg.	Long	TD
Milburn	40	11	425	10.6	54	0
Bradford	1	0	0	0.0	0	0
<b>BRONCOS</b>	<b>41</b>	<b>11</b>	<b>425</b>	<b>10.4</b>	<b>54</b>	<b>0</b>
<b>OPPONENTS</b>	<b>33</b>	<b>8</b>	<b>337</b>	<b>10.2</b>	<b>37</b>	<b>0</b>

KICKOFF RETURNS	No.	Yds.	Avg.	Long	TD
Russell	18	374	20.8	49	0
Milburn	12	188	15.7	26	0
Delpino	7	146	20.9	49	0
Meeks	1	9	9.0	9	0
Sharpe	1	0	0.0	0	0
<b>BRONCOS</b>	<b>39</b>	<b>717</b>	<b>18.4</b>	<b>49</b>	<b>0</b>
<b>OPPONENTS</b>	<b>63</b>	<b>1119</b>	<b>17.8</b>	<b>68</b>	<b>0</b>

FIELD GOALS	1-19	20-29	30-39	40-49	50+
Elam	0/0	11/12	7/7	4/10	4/6
<b>OPPONENTS</b>	<b>1/1</b>	<b>8/8</b>	<b>10/10</b>	<b>8/12</b>	<b>4/5</b>

**ELAM:** (28G,30G,30G,41G) (20G,54G) () (53N) (47G,37G) (40G,42N,37G) (47N) (22G,38G) (26B,53G) (48G,27G,28G) (25G,40N) (30G,42G) (36G,53G) (29G,24G,41N) (51N,24G) (52G,24G,27G,40N)

**OPPONENTS:** (22G,43G) (30G) (34G,41,52G, 44G,20G) (28G,28G) (28G,32G,21G) (32G,49G, 53G) (53G) (49N) (25G,19G,35G,43G) (37G, 38G) () (56N,47N,27G,34G) (44N) (31G) (48G, 41N) (43G,50G,39G,47G)

## 1993 DEFENSIVE STATS

(based on coaches' film review)

	TT	UT	A	S-YDS	I-YDS	PD	FF	FR
1 Atwater	141	80	61	1-1	2-81	12	2	0
2 Wyman	133	91	42	2-9	1-0	4	0	1
3 Braxton	111	79	32	0-0	3-37	19	2	2
4 Croel	110	79	31	5-30	1-22	6	1	2
5 Mecklenburg	99	82	17	9-60	0-0	4	1	2
Fletcher	99	62	37	13.5-75.5	0-0	3	3	1
7 D. Smith	96	54	42	0-0	3-57	15	1	0
8 Hall	70	34	36	0-0	1-0	5	0	0
9 Kragen	65	43	22	3-10	0-0	3	0	1
10 Lang	64	42	22	0-0	2-4	12	0	0
11 Dimry	51	30	21	0-0	1-0	11	0	0
12 Dronett	49	32	17	7-24	2-13	5	1	0
13 F. Robinson	40	26	14	0-0	1-13	8	0	0
14 D. Williams	37	18	19	1-6	0-0	2	0	1
15 Oshodin	36	21	15	1-5	0-0	2	1	0
16 Bradford	13	10	3	0-0	1-0	6	0	0
J. Robinson	13	7	6	3.5-17.5	0-0	1	1	0
18 Alexander	10	8	2	0-0	0-0	0	0	0
19 R. Jones	6	4	2	0-0	0-0	2	0	0
Drozdzov	6	3	3	0-0	0-0	0	0	0
21 Taylor	3	3	0	0-0	0-0	1	0	0
<b>TOTAL</b>	<b>1,252</b>	<b>808</b>	<b>444</b>	<b>46-238</b>	<b>18-227</b>	<b>121</b>	<b>13</b>	<b>10</b>

## 1993 GAMES STARTED

OFFENSE	DEFENSE
QB Elway, John	16 DE Dronett, Shane
RB Bernstein, Rod	14 DE Oshodin, Willie
RB Delpino, Robert	5 DE Williams, Dan
RB Milburn, Glyn	1 NT Drozdov, Darren
RB Rivers, Reggie	2 NT Kragen, Greg
WR Johnson, Vance	8 LB Croel, Mike
WR Marshall, Arthur	9 LB Fletcher, Simon
WR Russell, Derek	12 LB Mecklenburg, Karl
WR Tillman, Cedric	3 LB Wyman, Dave
TE Evans, Jerry	2 CB Bradford, Ronnie
TE Johnson, Reggie	12 CB Braxton, Tyrone
TE Sharpe, Shannon	12 CB Dimry, Charles
C Kartz, Keith	11 CB Robinson, Frank
T Freeman, Russell	14 S Atwater, Steve
T Maggs, Don	2 S Hall, Darryl
T Zimmerman, Gary	16 S Smith, Dennis
G Habib, Brian	16
G Melander, Jon	6
G/C Widell, Dave	15

## 1993 COACHES

**Wade Phillips** (Head Coach), **Vernon Banks** (Strength & Conditioning), **Barney Stencovitz** (Defensive Line Asst./Strength & Conditioning Asst.), **Jim Fassel** (Asst. Head Coach/Offensive Coordinator), **Mo Forte** (Wide Receivers), **Bishop Harris** (Running Backs), **John Levr (Offensive Line), **Al Reynolds** (Asst. Defensive Backs/Quality Control), **Harold Richardson** (Special Asst. to the Head Coach/Offense), **Richard Smith** (Special Teams/Linebackers), **Ernie Stautner** (Defensive Line), **Les Steckel** (Tight Ends), **Charlie Waters** (Defensive Coordinator/Defensive Backs), **John Paul Young** (Linebackers).**

## 1993 LEADERS / RANKINGS

INDIVIDUAL	PLAYER	NO.	AFC RANK	NFL RANK	NFL LEADER	NO.
Points	Elam	119	4	7	Jaeger (LAR)	132
Rushing Yards	Bernstine	816	6	14	Smith (DAL)	1,486
Passing Yards	Elway	4,030	1	1	Elway (DEN)	4,030
Passer Rating	Elway	92.8	1	3	Young (SF)	101.5
Receiving Yards	Sharpe	995	5	10	Rice (SF)	1,503
Receptions	Sharpe	81	3	8	Sharpe (GB)	112
Interceptions	Braxton/Smith	3	7t	7t	Odums (BUF)	9
Sacks	Fletcher	13.5	3	3	Smith (KC)	15
OFFENSE	NO.	AFC RANK	NFL RANK	NFL LEADER	NO.	
Points Per Game	23.3	1	3	San Francisco	29.6	
Total Yards Per Game	341.3	3	5	San Francisco	402.2	
Yards Per Play	5.2	3	5t	San Francisco	6.3	
Rushing Yards Per Game	105.8	9	18	New York Giants	138.1	
Net Passing Yards Per Game	235.5	3	4	San Francisco	268.9	
DEFENSE	NO.	AFC RANK	NFL RANK	NFL LEADER	NO.	
Points Per Game	17.8	5	10	New York Giants	12.8	
Total Yards Per Game	321.8	10	19	Minnesota	275.4	
Yards Per Play	5.1	12t	20t	Green Bay	4.5	
Rushing Yards Per Game	88.6	4	4	Houston	79.6	
Net Passing Yards Per Game	233.2	13	27	New Orleans	162.9	

## 1993 KEY AWARDS

**Pro Bowl (5):** S Steve Atwater, QB John Elway, LB Karl Mecklenburg, TE Shannon Sharpe, S Dennis Smith. **AP All-Pro (3):** QB John Elway (second team), TE Shannon Sharpe (first team), T Gary Zimmerman (second team). **NFLPA AFC MVP:** QB John Elway.

## 1993 NFL STANDINGS

### AFC EAST

Team	W	L	T	Pct	PF	PA
*yz-Buffalo	12	4	0	.750	329	242
Miami	9	7	0	.563	349	351
New York Jets	8	8	0	.500	270	247
New England	5	11	0	.313	238	286
Indianapolis	4	12	0	.250	189	378

### AFC CENTRAL

Team	W	L	T	Pct	PF	PA
yz-Houston	12	4	0	.750	368	238
x-Pittsburgh	9	7	0	.563	308	281
Cleveland	7	9	0	.438	304	307
Cincinnati	3	13	0	.188	187	319

### AFC WEST

Team	W	L	T	Pct	PF	PA
y-Kansas City	11	5	0	.688	328	291
x-L.A. Raiders	10	6	0	.625	306	326
<b>x-Denver</b>	<b>9</b>	<b>7</b>	<b>0</b>	<b>.563</b>	<b>373</b>	<b>284</b>
San Diego	8	8	0	.500	322	290
Seattle	6	10	0	.375	280	314

### NFC EAST

Team	W	L	T	Pct	PF	PA
*yz-Dallas	12	4	0	.750	376	229
x-New York Giants	11	5	0	.688	288	205
Philadelphia	8	8	0	.500	293	315
Phoenix	7	9	0	.438	326	269
Washington	4	12	0	.250	230	345

### NFC CENTRAL

Team	W	L	T	Pct	PF	PA
y-Detroit	10	6	0	.625	298	292
x-Minnesota	9	7	0	.563	277	290
x-Green Bay	9	7	0	.563	340	282
Chicago	7	9	0	.438	234	230
Tampa Bay	5	11	0	.313	237	376

### NFC WEST

Team	W	L	T	Pct	PF	PA
yz-San Francisco	10	6	0	.625	473	295
New Orleans	8	8	0	.500	317	343
Atlanta	6	10	0	.375	316	385
L.A. Rams	5	11	0	.313	221	367

x - Playoffs; y - Division Title; z - First-round Bye; \* - Home-field Advantage

## WILD CARD PLAYOFF GAMES

1/8 - at Kansas City 27, Pittsburgh 24 (OT)

1/8 - Green Bay 28, at Detroit 24

1/9 - at Los Angeles Raiders 42, Denver 24

1/9 - at New York Giants 17, Minnesota 10

## DIVISIONAL PLAYOFF GAMES

1/15 - at Buffalo 29, Los Angeles Raiders 23

1/15 - at San Francisco 44, New York Giants 3

1/16 - Kansas City 28, at Houston 20

1/16 - at Dallas 27, Green Bay 17

## CONFERENCE CHAMPIONSHIPS

1/23 - at Buffalo 30, Kansas City 13

1/23 - at Dallas 38, San Francisco 21

## SUPER BOWL XXVIII (ATLANTA)

1/30 - Dallas 30, Buffalo 13

# 1992 FINAL STATISTICS (8-8)

**Head Coach:** Dan Reeves    **AFC West:** 3rd    **Home Stadium:** Mile High Stadium

Date	W-L	Score	Opponent	Attendance	RUSHING	No.	Yds.	Avg.	Long	TD
Sept 6	W	17-13	L.A. Raiders	75,418	Green	161	648	4.0	67	2
Sept 13	W	21-13	San Diego	74,367	Rivers	74	282	3.8	48	3
Sept 20	L	0-30	at Philadelphia	65,833	Lewis	73	268	3.7	22	4
Sept 27	W	12-0	at Cleveland	78,064	Elway	34	94	2.8	9	2
Oct 4	W	20-19	Kansas City	75,629	S. Smith	23	94	4.1	15	0
Oct 12	L	3-34	at Washington	56,371	Marshall	11	56	5.1	16	0
Oct 18	W	27-21	Houston	74,827	Moore	8	39	4.9	11	0
Oct 25	L	21-24	San Diego	53,576	Maddox	9	20	2.2	11	0
Nov 8	W	27-16	New York Jets	74,678	R. Johnson	2	7	3.5	8	0
Nov 15	W	27-13	New York Giants	75,269	Jackson	3	-1	-0.3	1	0
Nov 22	L	0-24	at L.A. Raiders	50,011	Perryman	3	-1	-0.3	1	0
Nov 30	L	13-16	at Seattle (OT)	51,612	Sharpe	2	-6	-3.0	-3	0
Dec 6	L	27-31	Dallas	74,946	<b>BRONCOS</b>	<b>403</b>	<b>1500</b>	<b>3.7</b>	<b>67</b>	<b>11</b>
Dec 12	L	17-27	at Buffalo	71,740	<b>OPPONENTS</b>	<b>489</b>	<b>1963</b>	<b>4.0</b>	<b>37</b>	<b>10</b>
Dec 20	W	10-6	Seattle	72,570	<b>RECEIVING</b>	<b>No.</b>	<b>Yds.</b>	<b>Avg.</b>	<b>Long</b>	<b>TD</b>
Dec 27	L	20-42	at Kansas City	76,240	Sharpe	53	640	12.1	55	2

## TEAM STATISTICS

### TEAM FIRST DOWNS

Rushing	84	22
Passing	135	156
Penalty	15	22

### 3RD DOWN: MADE/ATT

3rd Down Pct.	32.2	36.5
---------------	------	------

### 4TH DOWN: MADE/ATT

4th Down Pct.	5/11	5/13
---------------	------	------

### POSSESSION AVG.

Total Net Yards	4430	5083
-----------------	------	------

### AVG. PER GAME

Total Plays	276.9	317.7
-------------	-------	-------

### AVG. PER PLAY

Net Yards Rushing	1500	1963
-------------------	------	------

### NET YARDS RUSHING

Avg. Per Game	93.8	122.7
---------------	------	-------

### TOTAL RUSHES

Total Rushes	403	489
--------------	-----	-----

### NET YARDS PASSING

Avg. Per Game	2930	3120
---------------	------	------

### SACKED/YARDS LOST

Gross Yards	183.1	195.0
-------------	-------	-------

### GROSS YARDS

Att./Completions	52/382	50/317
------------------	--------	--------

### ATT./COMPLETIONS

Completion Pct.	3312	3437
-----------------	------	------

### COMPLETION PCT.

Had Intercepted	473/258	462/268
-----------------	---------	---------

### HAD INTERCEPTED

Punts/Average	54.5	58.0
---------------	------	------

### PUNTS/AVERAGE

Net Punting Avg.	29	15
------------------	----	----

### NET PUNTING AVG.

Penalties/Yards	85/43.6	78/43.3
-----------------	---------	---------

### PENALTIES/YARDS

Fumbles/Ball Lost	85/37.7	78/36.2
-------------------	---------	---------

### FUMBLES/BALL LOST

Touchdowns	98/768	96/715
------------	--------	--------

### TOUCHDOWNS

Rushing	29/14	33/16
---------	-------	-------

### RUSHING

Passing	29	35
---------	----	----

### PASSING

Returns	11	10
---------	----	----

### RETURNS

Score by Periods	16	21
------------------	----	----

### SCORE BY PERIODS

1	2	3	4	OT	Total
---	---	---	---	----	-------

### BRONCOS

61	40	63	98	0	262
----	----	----	----	---	-----

### OPPONENTS

51	121	74	80	3	329
----	-----	----	----	---	-----

### SCORING

TD	Ru	Pa	Rt	PAT	FG	S	PTS
----	----	----	----	-----	----	---	-----

### TREDDWELL

0	0	0	0	28/28	20/24	0	88
---	---	---	---	-------	-------	---	----

### JACKSON

8	0	8	0	0/0	0/0	0	48
---	---	---	---	-----	-----	---	----

### LEWIS

4	4	0	0	0/0	0/0	0	24
---	---	---	---	-----	-----	---	----

### RIVERS

4	3	1	0	0/0	0/0	0	24
---	---	---	---	-----	-----	---	----

### ELWAY

2	2	0	0	0/0	0/0	0	12
---	---	---	---	-----	-----	---	----

### GREEN

2	2	0	0	0/0	0/0	0	12
---	---	---	---	-----	-----	---	----

### V. JOHNSON

2	0	2	0	0/0	0/0	0	12
---	---	---	---	-----	-----	---	----

### SHARPE

2	0	2	0	0/0	0/0	0	12
---	---	---	---	-----	-----	---	----

### BROOKS

1	0	0	1	0/0	0/0	0	6
---	---	---	---	-----	-----	---	---

### HENDERSON

1	0	0	1	0/0	0/0	0	6
---	---	---	---	-----	-----	---	---

### R. JOHNSON

1	0	1	0	0/0	0/0	0	6
---	---	---	---	-----	-----	---	---

### MARSHALL

1	0	1	0	0/0	0/0	0	6
---	---	---	---	-----	-----	---	---

### TILLMAN

1	0	1	0	0/0	0/0	0	6
---	---	---	---	-----	-----	---	---

### DALUIO

0	0	0	0	0/0	0/1	0	0
---	---	---	---	-----	-----	---	---

### BRONCOS

29	11	16	2	28/29	20/25	0	262
----	----	----	---	-------	-------	---	-----

### OPPONENTS

35	10	21	4	35/35	28/38	0	329
----	----	----	---	-------	-------	---	-----

**SACKS:** Fletcher 16.0, Mecklenburg 7.5, Dronett 6.5, Kragen 5.5, Croel 5.0, Mills 2.0, Sochia 1.5, Walker 1.5, Atwater 1.0, Lang 1.0, Traylor 1.0, Holmes 0.5, **BRONCOS 50.0, OPPONENTS 52.0**

## RECEIVING

### RECEIVING

Sharpe	53	640	12.1	55	2
--------	----	-----	------	----	---

### JACKSON

48	745	15.5	51	8
----	-----	------	----	---

### RIVERS

45	449	10.0	37	1
----	-----	------	----	---

### MARSHALL

26	493	19.0	80	1
----	-----	------	----	---

### V. JOHNSON

24	294	12.3	40	2
----	-----	------	----	---

### TILLMAN

12	211	17.6	81	1
----	-----	------	----	---

### RUSSELL

12	140	11.7	22	0
----	-----	------	----	---

### R. JOHNSON

10	139	13.9	48	1
----	-----	------	----	---

### GREEN

10	79	7.9	33	1
----	----	-----	----	---

### KAY

7	56	8.0	15	0
---	----	-----	----	---

### LEWIS

4	30	7.5	16	0
---	----	-----	----	---

### JONES

3	17	5.7	16	0
---	----	-----	----	---

### PERRYMAN

2	15	7.5	9	0
---	----	-----	---	---

### YOUNG

1	11	11.0	11	0
---	----	------	----	---

### DO. WIDELL

1	-7	-7.0	-7	0
---	----	------	----	---

### BRONCOS

258	3312	12.8	81	16
-----	------	------	----	----

### OPPONENTS

268	3437	12.8	72	21
-----	------	------	----	----

## INTERCEPTIONS

### INTERCEPTIONS

No.	Yds.	Avg.	Long	TD
-----	------	------	------	----

### HENDERSON

4	79	19.8	46	1
---	----	------	----	---

### D. SMITH

4	10	2.5	8	0
---	----	-----	---	---

### BRAXTON

2	54	27.0	40	0
---	----	------	----	---

### ATWATER

2	22	11.0	22	0
---	----	------	----	---

### LANG

1	26	26.0	26	0
---	----	------	----	---

### BROOKS

1	17	17.0	17	0
---	----	------	----	---

### DIMRY

1	2	2.0	2	0
---	---	-----	---	---

### BRONCOS

15	210	14.0	46	1
----	-----	------	----	---

### OPPONENTS

29	567	19.6	69	3
----	-----	------	----	---

## PUNTING

### PUNTING

No.	Yds.	Avg.	Net	TB	In20	Long	B
-----	------	------	-----	----	------	------	---

### HORAN

37	1681	45.4	40.2	1	7	62	1
----	------	------	------	---	---	----	---

### RODRIGUEZ

25	1066	42.6	35.4	3	4	55	0
----	------	------	------	---	---	----	---

### PARKER

12	491	40.9	31.9	1	1	61	0
----	-----	------	------	---	---	----	---

### DALUIO

10	467	46.7	40.7	1	2	67	0
----	-----	------	------	---	---	----	---

### BRONCOS

85	3705	43.6	37.7	6	14	67	1
----	------	------	------	---	----	----	---

### OPPONENTS

78	3380	43.3	36.2	10	19	73	1
----	------	------	------	----	----	----	---

## PUNT RETURNS

### PUNT RETURNS

No.	FC	Yds.	Avg.	Long	TD
-----	----	------	------	------	----

### MARSHALL

33	16	349	10.6	47	0
----	----	-----	------	----	---

### DIMRY

1	0	4	4.0	4	0
---	---	---	-----	---	---

### BRONCOS

34	16	353	10
----	----	-----	----



## 1992 DEFENSIVE STATS

(based on coaches' film review)

	TT	UT	A	S-YDS	I-YDS	PD	FF	FR
1 Brooks	167	106	61	0-0	1-17	2	3	2
2 Atwater	152	76	76	1-10	2-22	12	2	3
3 D. Smith	127	72	55	0-0	4-10	12	0	2
4 Mecklenburg	115	80	35	7.5-46	0-0	4	2	0
5 Croel	101	70	31	5-42	0-0	4	2	1
Kragen	101	65	36	5.5-41	0-0	3	2	0
7 Fletcher	100	64	36	16-97	0-0	9	5	0
8 Braxton	97	53	44	0-0	2-54	16	0	0
9 Dimry	56	43	13	0-0	1-2	13	0	0
Henderson	56	43	13	0-0	4-79	10	1	0
11 Lang	49	31	18	1-10	1-26	8	1	1
Dronett	49	27	22	6.5-32	0-0	5	1	2
Walker	49	20	29	1.5-15	0-0	1	0	2
14 Sochia	39	24	15	1.5-11	0-0	0	0	0
Traylor	39	21	18	1-14	0-0	1	1	0
16 Montgomery	29	13	16	0-0	0-0	2	0	1
17 Mills	22	14	8	2-19	0-0	3	0	2
18 Granby	3	2	1	0-0	0-0	0	0	0
19 Robinson	2	2	0	0-0	0-0	0	0	0
20 Geater	1	0	1	0-0	0-0	0	0	0
<b>TOTAL</b>	<b>1,354</b>	<b>826</b>	<b>528</b>	<b>48.5-337</b>	<b>15-210</b>	<b>105</b>	<b>20</b>	<b>16</b>

## 1992 GAMES STARTED

OFFENSE	DEFENSE
QB Elway, John	12 DE Dronett, Shane
QB Maddox, Tommy	4 DE Sochia, Brian
RB Green, Gaston	13 DE Walker, Kenny
RB Lewis, Greg	2 NT Kragen, Greg
RB Smith, Sammy	1 LB Brooks, Michael
FB Jones, Victor	1 LB Croel, Mike
FB Perryman, Robert	1 LB Fletcher, Simon
FB Rivers, Reggie	3 LB Mecklenburg, Karl
WR Jackson, Mark	13 LB Traylor, Keith
WR Johnson, Vance	7 CB Braxton, Tyrone
WR Marshall, Arthur	1 CB Dimry, Charles
WR Russell, Derek	6 CB Henderson, Wymon
WR Tillman, Cedric	1 CB Lang, Le-Lo
TE Johnson, Reggie	7 S Atwater, Steve
TE Kay, Clarence	13 S Granby, John
TE Sharpe, Shannon	11 S Montgomery, Alton
C Kartz, Keith	15 S Smith, Dennis
C Widell, Dave	1
T Freeman, Russell	16
T Lanier, Ken	16
G Davidson, Jeff	16
G Widell, Doug	16

## 1992 COACHES

**Dan Reeves** (Head Coach), **Marvin Bass** (Special Assistant), **Raymond Berry** (Quarterbacks), **Barney Chavous** (Defensive Assistant), **Joe DeCamillis** (Defensive Quality Control), **Mo Forte** (Running Backs), **George Henshaw** (Offensive Coordinator/Wide Receivers), **Pete Mangurian** (Offensive Line), **Al Miller** (Strength/Conditioning), **Mike Nolan** (Linebackers), **Wade Phillips** (Defensive Coordinator), **Harold Richardson** (Tight Ends/Special Teams), **Ernie Stautner** (Defensive Line), **Charlie Waters** (Defensive Backs).

## 1992 LEADERS / RANKINGS

INDIVIDUAL	PLAYER	NO.	AFC RANK	NFL RANK	NFL LEADER	NO.
Points	Treadwell	88	81	171	Stoyanovich (MIA)	124
Rushing Yards	Green	648	10	20	Smith (DAL)	173
Passing Yards	Elway	2,242	8	18	Marino (MIA)	4,116
Passer Rating	Elway	65.7	8	20	Young (SF)	107.0
Receiving Yards	Jackson	745	14	26	Sharpe (GB)	1,461
Receptions	Sharpe	53	14	34	Sharpe (GB)	108
Interceptions	Henderson/Smith	4	51	101	Jones (BUF)	8
Sacks	Fletcher	16	2	4	Simmons (PHI)	19
OFFENSE	NO.	AFC RANK	NFL RANK	NFL LEADER	NO.	
Points Per Game	16.4	9	22	San Francisco	26.9	
Total Yards Per Game	276.9	8	21	San Francisco	387.2	
Yards Per Play	4.8	71	171	San Francisco	6.2	
Rushing Yards Per Game	93.8	13	25	Buffalo	152.3	
Net Passing Yards Per Game	183.2	6	19	San Francisco	253.4	
DEFENSE	NO.	AFC RANK	NFL RANK	NFL LEADER	NO.	
Points Per Game	20.6	12	19	New Orleans	12.6	
Total Yards Per Game	317.7	13	22	Dallas	245.7	
Yards Per Play	5.1	111	161	New Orleans	4.3	
Rushing Yards Per Game	122.7	12	23	Dallas	77.8	
Net Passing Yards Per Game	195.0	11	14	Kansas City	158.6	

## 1992 KEY AWARDS

**Pro Bowl (3):** S Steve Atwater, LB Michael Brooks, TE Shannon Sharpe.  
**AP All-Pro (2):** S Steve Atwater (first team), DT Greg Kragen (second team).

## 1992 NFL STANDINGS

## AFC EAST

Team	W	L	T	Pct	PF	PA
yz-Miami	11	5	0	.688	340	281
x-Buffalo	11	5	0	.688	381	283
Indianapolis	9	7	0	.563	216	302
New York Jets	4	12	0	.250	220	315
New England	2	14	0	.125	205	363

## AFC CENTRAL

Team	W	L	T	Pct	PF	PA
*yz-Pittsburgh	11	5	0	.688	299	225
x-Houston	10	6	0	.625	352	258
Cleveland	7	9	0	.438	272	275
Cincinnati	5	11	0	.313	274	364

## AFC WEST

Team	W	L	T	Pct	PF	PA
y-San Diego	11	5	0	.688	335	241
x-Kansas City	10	6	0	.625	348	282
<b>Denver</b>	<b>8</b>	<b>8</b>	<b>0</b>	<b>.500</b>	<b>262</b>	<b>329</b>
L.A. Raiders	7	9	0	.438	249	281
Seattle	2	14	0	.125	140	312

## NFC EAST

Team	W	L	T	Pct	PF	PA
yz-Dallas	13	3	0	.813	409	243
x-Philadelphia	11	5	0	.688	354	245
x-Washington	9	7	0	.563	300	255
New York Giants	6	10	0	.375	306	367
Phoenix	4	12	0	.250	243	332

## NFC CENTRAL

Team	W	L	T	Pct	PF	PA
y-Minnesota	11	5	0	.688	374	249
Green Bay	9	7	0	.563	276	296
Tampa Bay	5	11	0	.313	267	365
Chicago	5	11	0	.313	295	361
Detroit	5	11	0	.313	273	332

## NFC WEST

Team	W	L	T	Pct	PF	PA
*yz-San Francisco	14	2	0	.875	431	236
x-New Orleans	12	4	0	.750	330	202
Atlanta	6	10	0	.375	327	414
L.A. Rams	6	10	0	.375	313	383

x - Playoffs; y - Division Title; z - First-round Bye; \* - Home-field Advantage

## WILD CARD PLAYOFF GAMES

1/2 - at San Diego 17, Kansas City 0  
 1/2 - Washington 24, at Minnesota 7  
 1/3 - at Buffalo 41, Houston 38 (OT)  
 1/3 - Philadelphia 36, at New Orleans 20

## DIVISIONAL PLAYOFF GAMES

1/9 - Buffalo 24, at Pittsburgh 3  
 1/9 - at San Francisco 20, Washington 13  
 1/10 - at Miami 31, San Diego 0  
 1/10 - at Dallas 34, Philadelphia 10

## CONFERENCE CHAMPIONSHIPS

1/17 - Buffalo 29, at Miami 10  
 1/17 - Dallas 30, at San Francisco 20

## SUPER BOWL XXVII (PASADENA, CALIF.)

1/31 - Dallas 52, Buffalo 17



# 1991 FINAL STATISTICS (12-4)

Head Coach: Dan Reeves    AFC West: 1st    Home Stadium: Mile High Stadium

Date	W-L	Score	Opponent	Attendance	RUSHING	No.	Yds.	Avg.	Long	TD
Sept 1	W	45-14	Cincinnati	72,855	Green	261	1037	4.0	63t	4
Sept 8	L	13-16	at L.A. Raiders	48,569	Lewis	99	376	3.8	27	4
Sept 15	W	16-10	Seattle	74,152	Elway	55	255	4.6	17t	6
Sept 22	W	27-19	San Diego	73,258	Sewell	50	211	4.2	26	2
Sept 29	W	13-6	at Minnesota	55,031	Perryman	21	45	2.1	6	0
Oct 6	L	14-42	at Houston	59,145	Humphrey	11	33	3.0	7	0
Oct 20	W	19-16	Kansas City	75,866	Jackson	2	18	9.0	21	0
Oct 27	W	9-6	at New England	43,994	Sharpe	1	15	15.0	15	0
Nov 3	W	20-13	Pittsburgh	70,973	Kubiak	3	11	3.7	12	0
Nov 10	L	16-17	L.A. Raiders	75,896	Horan	2	9	4.5	9	0
Nov 17	W	24-20	at Kansas City	74,661	Rivers	2	5	2.5	3	0
Nov 24	L	10-13	at Seattle	60,430	<b>BRONCOS</b>	<b>505</b>	<b>2015</b>	<b>4.0</b>	<b>63t</b>	<b>16</b>
Dec 1	W	20-3	New England	67,116	<b>OPPONENTS</b>	<b>411</b>	<b>1794</b>	<b>4.4</b>	<b>49</b>	<b>8</b>
Dec 8	W	17-7	at Cleveland	73,539						
Dec 15	W	24-19	Phoenix	74,098						
Dec 22	W	17-14	at San Diego	51,449						

TEAM STATISTICS	Den	Opp
TOTAL FIRST DOWNS	284	242
Rushing	117	81
Passing	150	147
Penalty	17	14
3RD DOWN: MADE/ATT	92/223	64/206
3rd Down Pct.	41.3	31.1
4TH DOWN: MADE/ATT	8/14	7/17
4th Down Pct.	57.1	41.2
POSSESSION AVG.	31:36	28:24
TOTAL NET YARDS	5012	4549
Avg. Per Game	313.3	284.3
Total Plays	1012	939
Avg. Per Play	5.0	4.8
NET YARDS RUSHING	2015	1794
Avg. Per Game	125.9	112.1
Total Rushes	505	411
NET YARDS PASSING	2997	2755
Avg. Per Game	187.3	172.2
Sacked/Yards Lost	46/313	52/346
Gross Yards	3310	3101
Att./Completions	459/246	476/246
Completion Pct.	53.6	51.7
Had Intercepted	12	23
PUNTS/AVERAGE	74/41.2	79/44.5
NET PUNTING AVG.	36.4	39.1
PENALTIES/YARDS	94/715	105/848
FUMBLES/BALL LOST	31/13	26/10
TOUCHDOWNS		
Rushing	16	8
Passing	13	12
Returns	3	2

SCORE BY PERIODS	1	2	3	4	OT	Total
<b>BRONCOS</b>	42	111	71	80	0	304
<b>OPPONENTS</b>	43	77	49	66	0	235

SCORING	TD	Ru	Pa	Rt	PAT	FG	S	PTS
Treadwell	0	0	0	0	31/32	27/36	0	112
Elway	6	6	0	0	0/0	0/0	0	36
Green	4	4	0	0	0/0	0/0	0	24
Lewis	4	4	0	0	0/0	0/0	0	24
Sewell	4	2	2	0	0/0	0/0	0	24
V. Johnson	3	0	3	0	0/0	0/0	0	18
Nattiel	2	0	2	0	0/0	0/0	0	12
Young	2	0	2	0	0/0	0/0	0	12
Braxton	1	0	0	1	0/0	0/0	0	6
Dimry	1	0	0	1	0/0	0/0	0	6
Jackson	1	0	1	0	0/0	0/0	0	6
R. Johnson	1	0	0	1	0/0	0/0	0	6
Powers	1	0	0	1	0/0	0/0	0	6
Russell	1	0	1	0	0/0	0/0	0	6
Sharpe	1	0	1	0	0/0	0/0	0	6
<b>BRONCOS</b>	<b>32</b>	<b>16</b>	<b>13</b>	<b>3</b>	<b>31/32</b>	<b>27/36</b>	<b>0</b>	<b>304</b>
<b>OPPONENTS</b>	<b>22</b>	<b>8</b>	<b>12</b>	<b>2</b>	<b>22/22</b>	<b>27/33</b>	<b>0</b>	<b>235</b>

**SACKS:** Fletcher 13.5, Croel 10.0, Mecklenburg 9.0, Holmes 5.0, Kragen 3.5, Mills 3.0, Walker 3.0, Powers 2.0, Atwater 1.0, Braxton 1.0, Sochia 1.0, **BRONCOS 52.0, OPPONENTS 46.0**

PASSING	Att.	Comp.	Yds.	Comp.%	Yd./Att.	TD	TD%	Int	Int%	LG	Sack/Lost	Rating
Elway	451	242	3253	53.7	7.21	13	2.9	12	2.7	71	45/305	75.4
Kubiak	5	3	33	60.0	6.60	0	0.0	0	0.0	14	1/8	79.6
Sewell	3	1	24	33.3	8.00	0	0.0	0	0.0	24	0/0	63.2
<b>BRONCOS</b>	<b>459</b>	<b>246</b>	<b>3310</b>	<b>53.6</b>	<b>7.21</b>	<b>13</b>	<b>2.8</b>	<b>12</b>	<b>2.6</b>	<b>71</b>	<b>46/313</b>	<b>75.3</b>
<b>OPPONENTS</b>	<b>476</b>	<b>246</b>	<b>3101</b>	<b>51.7</b>	<b>6.51</b>	<b>12</b>	<b>2.5</b>	<b>23</b>	<b>4.8</b>	<b>63</b>	<b>52/346</b>	<b>60.6</b>

RECEIVING	No.	Yds.	Avg.	Long	TD
Young	44	629	14.3	52t	2
Sewell	38	436	11.5	60	2
Jackson	33	603	18.3	71	1
Sharpe	22	322	14.6	37	1
Russell	21	317	15.1	40	1
V. Johnson	21	208	9.9	22	3
Perryman	17	171	10.1	24	0
Nattiel	16	288	18.0	70t	2
Green	13	78	6.0	13	0
Kay	11	139	12.6	32	0
R. Johnson	6	73	12.2	31	1
Lewis	2	9	4.5	7	0
Elway	1	24	24.0	24	0
B. Johnson	1	13	13.0	13	0
<b>BRONCOS</b>	<b>246</b>	<b>3310</b>	<b>13.5</b>	<b>71</b>	<b>13</b>
<b>OPPONENTS</b>	<b>246</b>	<b>3101</b>	<b>12.6</b>	<b>63</b>	<b>12</b>

INTERCEPTIONS	No.	Yds.	Avg.	Long	TD
Atwater	5	104	20.8	49	0
D. Smith	5	60	12.0	39	0
Braxton	4	55	13.8	52t	1
Dimry	3	35	11.7	26t	1
Henderson	2	53	26.5	53	0
Brooks	2	7	3.5	9	0
Robbins	1	35	35.0	35	0
Lang	1	30	30.0	30	0
<b>BRONCOS</b>	<b>23</b>	<b>379</b>	<b>16.5</b>	<b>53</b>	<b>2</b>
<b>OPPONENTS</b>	<b>12</b>	<b>101</b>	<b>8.4</b>	<b>43</b>	<b>0</b>

PUNTING	No.	Yds.	Avg.	Net	TB	In20	Long	B
Horan	72	3012	41.8	36.7	8	24	71	1
Elway	1	34	34.0	14.0	1	0	34	0
<b>BRONCOS</b>	<b>74</b>	<b>3046</b>	<b>41.2</b>	<b>36.4</b>	<b>9</b>	<b>24</b>	<b>71</b>	<b>1</b>
<b>OPPONENTS</b>	<b>79</b>	<b>3513</b>	<b>44.5</b>	<b>39.1</b>	<b>7</b>	<b>17</b>	<b>63</b>	<b>0</b>

PUNT RETURNS	No.	FC	Yds.	Avg.	Long	TD
V. Johnson	24	14	174	7.3	20	0
Nattiel	10	2	43	4.3	17	0
Clark	7	1	67	9.6	18	0
<b>BRONCOS</b>	<b>41</b>	<b>17</b>	<b>284</b>	<b>6.9</b>	<b>20</b>	<b>0</b>
<b>OPPONENTS</b>	<b>28</b>	<b>14</b>	<b>170</b>	<b>6.1</b>	<b>23</b>	<b>0</b>

KICKOFF RETURNS	No.	Yds.	Avg.	Long	TD
Montgomery	26	488	18.8	55	0
Russell	7	120	17.1	30	0
Clark	2	45	22.5	29	0
Lewis	1	20	20.0	20	0
Sewell	1	14	14.0	14	0
<b>BRONCOS</b>	<b>37</b>	<b>687</b>	<b>18.6</b>	<b>55</b>	<b>0</b>
<b>OPPONENTS</b>	<b>62</b>	<b>1096</b>	<b>17.7</b>	<b>38</b>	<b>0</b>

FIELD GOALS	1-19	20-29	30-39	40-49	50+
Treadwell	5/5	10/10	9/12	3/9	0/0
<b>OPPONENTS</b>	<b>2/2</b>	<b>11/13</b>	<b>7/10</b>	<b>7/7</b>	<b>0/1</b>

**TREADWELL:** (30N,42N,19G) (22G,47G) (17G, 25G,35G) (34G,23G) (37G,42G) (31 N) (39G, 30G, 25G,27G) (35G, 18G,47N,34G) (28G,21G, 45N) (19G,48N) (37G,35N) (47N,23G) (20G, 24G) (37G) (18G) (42G,45N)  
**OPPONENTS:** (29G,23G,34G,32N) (28G) (41G, 43G,43G, 36G) (49G,25G) (32N) (32G,48G,25G) (20G,17G,25N) (26G,39G,24N) (20G,37N) (19G, 27G)(36G,42G) (23G) (52N,33G,45G,28G,38G)

## 1991 DEFENSIVE STATS

(based on coaches' film review)

	TT	UT	A	S-YDS	I-YDS	PD	FF	FR
1 Brooks	153	96	57	0-0	2-7	6	0	0
2 Atwater	150	83	67	1-5	5-10.4	11	1	1
3 Mecklenburg	130	73	57	9-68	0-0	3	1	0
4 D. Smith	110	67	43	0-0	5-60	12	1	1
5 Kragen	92	61	31	3.5-16	0-0	2	0	0
Braxton	92	57	35	1-8	4-55	12	1	1
7 Fletcher	89	46	43	13.5-92	0-0	3	2	1
8 Croel	84	55	29	10-65	0-0	2	4	0
9 Henderson	82	53	29	0-0	2-53	8	0	0
10 Holmes	44	21	23	5-32	0-0	4	0	0
11 Powers	42	25	17	2-22	0-0	2	0	2
12 Dimry	38	21	17	0-0	3-35	17	0	1
13 Traylor	31	16	15	0-0	0-0	0	0	0
Walker	31	16	15	3-23	0-0	0	1	0
15 Robbins	29	24	5	0-0	1-35	11	0	0
16 Mills	23	16	7	3-26	0-0	1	1	0
17 Lucas	15	8	7	0-0	0-0	1	0	0
18 Sochia	12	10	2	1-6	0-0	0	0	1
19 Lang	10	4	6	0-0	1-30	4	0	0
20 Carreker	6	0	6	0-0	0-0	0	0	0
21 Montgomery	5	3	2	0-0	0-0	0	1	1
22 Halburton	2	0	2	0-0	0-0	0	0	0
Kartz	0	0	0	0-0	0-0	0	0	1
Szymanski	0	0	0	0-0	0-0	1	0	0
<b>TOTALS</b>	<b>1,270</b>	<b>755</b>	<b>515</b>	<b>52-363</b>	<b>23-379</b>	<b>100</b>	<b>13</b>	<b>10</b>

## 1991 GAMES STARTED

OFFENSE	DEFENSE
QB Elway, John	16 DE Carreker, Alphonso
RB Green, Gaston	12 DE Holmes, Ron
RB Lewis, Greg	4 DE Powers, Warren
WR Perryman, Robert	7 DE Sochia, Brian
WR Jackson, Mark	10 DE Walker, Kenny
WR Russell, Derek	5 NT Kragen, Greg
WR Sewell, Steve	1 LB Brooks, Michael
WR Young, Michael	13 LB Croel, Mike
TE Johnson, Reggie	3 LB Fletcher, Simon
TE Kay, Clarence	16 LB Lucas, Tim
TE Sharpe, Shannon	9 LB Mecklenburg, Karl
C Kartz, Keith	16 LB Mills, Jeff
T Davidson, Jeff	14 LB Traylor, Keith
T Hamilton, Darrell	2 CB Braxton, Tyrone
T Lanier, Ken	16 CB Dimry, Charles
G Farrell, Sean	4 CB Henderson, Wymon
G Ker, Crawford	10 CB Robbins, Randy
G Widell, Dave	2 S Atwater, Steve
G Widell, Doug	16 S Smith, Dennis

## 1991 COACHES

**Dan Reeves** (Head Coach), **Marvin Bass** (Special Assistant), **Barney Chavous** (Defensive Assistant), **Mo Forte** (Running Backs), **Chan Gaffney** (Offensive Coordinator/Wide Receivers), **George Henshaw** (Offensive Line), **Earl Leggett** (Defensive Line), **Pete Mangurian** (Tight Ends/Asst. Offensive Line), **Al Miller** (Strength/Conditioning), **Mike Nolan** (Linebackers), **Wade Phillips** (Defensive Coordinator), **Harold Richardson** (Special Teams), **Mike Shanahan** (Quarterbacks), **Charlie Waters** (Defensive Backs).

## 1991 LEADERS / RANKINGS

INDIVIDUAL	PLAYER	NO.	AFC RANK	NFL RANK	NFL LEADER	NO.
Points	Treadwell	112	3	6	Lohmiller (WAS)	149
Rushing Yards	Green	1,037	2	6	Smith (DAL)	1,563
Passing Yards	Elway	3,253	6	8	Moon (HOU)	4,690
Passer Rating	Elway	75.4	9	19	Young (SF)	101.8
Receiving Yards	Young	629	24	47	Irvin (DAL)	1,523
Receptions	Young	44	29t	63t	Jeffries (HOU)	100
Interceptions	Atwater/D. Smith	5	4t	8t	Lott (LAR)	8
Sacks	Fletcher	13.5	2t	4t	Swilling (NO)	17.0
OFFENSE		NO.	AFC RANK	NFL RANK	NFL LEADER	NO.
Points Per Game		19.0	6	12	Washington	30.3
Total Yards Per Game		313.3	6	12	Buffalo	390.8
Yards Per Play		5.0	5t	12t	San Francisco	5.9
Rushing Yards Per Game		125.9	5	8	Buffalo	148.8
Net Passing Yards Per Game		187.3	10	17	Houston	300.3
DEFENSE		NO.	AFC RANK	NFL RANK	NFL LEADER	NO.
Points Per Game		14.7	1	3	New Orleans	13.2
Total Yards Per Game		284.3	1	5	Philadelphia	221.8
Yards Per Play		4.8	1t	4t	Philadelphia	3.9
Rushing Yards Per Game		112.1	9	19	Philadelphia	71.0
Net Passing Yards Per Game		172.2	1	3	Philadelphia	150.8

## 1991 KEY AWARDS

**Pro Bowl (5):** S Steve Atwater, QB John Elway, RB Gaston Green, LB Karl Mecklenburg, S Dennis Smith. **AP All-Pro (1):** S Steve Atwater (first team). **AP NFL Defensive Rookie of the Year:** LB Mike Croel. **K.C. 101 Club AFC Coach of the Year:** Dan Reeves.

## 1991 NFL STANDINGS

### AFC EAST

Team	W	L	T	Pct	PF	PA
*yz-Buffalo	13	3	0	.813	458	318
x-New York Jets	8	8	0	.500	314	293
Miami	8	8	0	.500	343	349
New England	6	10	0	.375	211	305
Indianapolis	1	15	0	.063	143	381

### AFC CENTRAL

Team	W	L	T	Pct	PF	PA
y-Houston	11	5	0	.688	386	251
Pittsburgh	7	9	0	.438	292	344
Cleveland	6	10	0	.375	293	298
Cincinnati	3	13	0	.188	263	435

### AFC WEST

Team	W	L	T	Pct	PF	PA
yz-Denver	12	4	0	.750	304	235
x-Kansas City	10	6	0	.625	322	252
x-L.A. Raiders	9	7	0	.563	298	297
Seattle	7	9	0	.438	276	261
San Diego	4	12	0	.250	274	342

### NFC EAST

Team	W	L	T	Pct	PF	PA
*yz-Washington	14	2	0	.875	485	224
x-Dallas	11	5	0	.688	342	310
Philadelphia	10	6	0	.625	285	244
New York Giants	8	8	0	.500	281	297
Phoenix	4	12	0	.250	196	344

### NFC CENTRAL

Team	W	L	T	Pct	PF	PA
yz-Detroit	12	4	0	.750	339	295
x-Chicago	11	5	0	.688	299	269
Minnesota	8	8	0	.500	301	306
Green Bay	4	12	0	.250	273	313
Tampa Bay	3	13	0	.188	199	365

### NFC WEST

Team	W	L	T	Pct	PF	PA
y-New Orleans	11	5	0	.688	341	211
x-Atlanta	10	6	0	.625	361	338
San Francisco	10	6	0	.625	393	239
L.A. Rams	3	13	0	.188	234	390

x - Playoffs; y - Division Title; z - First-round Bye; \* - Home-field Advantage

## WILD CARD PLAYOFF GAMES

12/28 - at Kansas City 10, L.A. Raiders 6  
 12/28 - Atlanta 27, at New Orleans 20  
 12/29 - at Houston 17, New York Jets 10  
 12/29 - Dallas 17, at Chicago 13

## DIVISIONAL PLAYOFF GAMES

1/4 - at Denver 26, Houston 24  
 1/4 - at Washington 24, Atlanta 7  
 1/5 - at Buffalo 37, Kansas City 14  
 1/5 - at Detroit 38, Dallas 6

## CONFERENCE CHAMPIONSHIPS

1/12 - at Buffalo 10, Denver 7  
 1/12 - at Washington 41, Detroit 10

## SUPER BOWL XXVI (MINNEAPOLIS)

1/26 - Washington 37, Buffalo 24

## 1990 FINAL STATISTICS (5-11)

**Head Coach:** Dan Reeves    **AFC West:** 5th    **Home Stadium:** Mile High Stadium

Date	W-L	Score	Opponent	Attendance	RUSHING	No.	Yds.	Avg.	Long	TD
Sept 9	L	9-14	at L.A. Raiders	54,206	Humphrey	288	1202	4.2	371	7
Sept 17	W	24-23	Kansas City	75,277	Elway	50	258	5.2	21	3
Sept 23	W	34-31	Seattle (OT)	75,290	Winder	42	120	2.9	19	2
Sept 30	L	28-29	at Buffalo	74,393	Bratton	27	82	3.0	10	3
Oct 8	L	29-30	Cleveland	74,814	Ezor	23	81	3.5	15	0
Oct 14	L	17-34	Pittsburgh	74,285	Kubiak	9	52	5.8	18	0
Oct 21	W	27-17	at Indianapolis	29,850	Sewell	17	46	2.7	8	3
Nov 4	L	22-27	at Minnesota	57,331	Jackson	5	28	5.6	16t	1
Nov 11	L	7-19	at San Diego	59,557	Porter	1	3	3.0	3	0
Nov 18	L	13-16	Chicago (OT)	75,013	<b>BRONCOS</b>	<b>462</b>	<b>1872</b>	<b>4.1</b>	<b>371</b>	<b>19</b>
Nov 22	L	27-40	at Detroit	73,896	<b>OPPONENTS</b>	<b>456</b>	<b>1963</b>	<b>4.3</b>	<b>621</b>	<b>16</b>
Dec 2	L	20-23	L.A. Raiders	74,162	<b>RECEIVING</b>	<b>No.</b>	<b>Yds.</b>	<b>Avg.</b>	<b>Long</b>	<b>TD</b>
Dec 9	L	20-31	at Kansas City	74,347	Jackson	57	926	16.2	66	4
Dec 16	W	20-10	San Diego	64,919	Johnson	54	747	13.8	49	3
Dec 23	L	12-17	at Seattle	55,845	Kay	39	282	9.7	22	0
Dec 30	W	22-13	Green Bay	46,943	Bratton	29	276	9.5	63	1
					Young	28	385	13.8	42	4
					Sewell	26	268	10.3	36	0
					Humphrey	24	152	6.3	26	0
					Nattiel	18	297	16.5	52t	2
					Winder	17	145	8.5	17	0
					Mobley	8	41	5.1	9	0
					Sharpe	7	99	14.1	33	1
					Porter	4	44	11.0	16	0
					Verhulst	3	13	4.3	6	0
					Lanier	1	-4	-4.0	-4	0
					<b>BRONCOS</b>	<b>305</b>	<b>3671</b>	<b>12.0</b>	<b>66</b>	<b>15</b>
					<b>OPPONENTS</b>	<b>284</b>	<b>3671</b>	<b>12.9</b>	<b>90</b>	<b>22</b>

TEAM STATISTICS	Den	Opp
TOTAL FIRST DOWNS	323	306
Rushing	126	110
Passing	170	181
Penalty	27	15
3RD DOWN: MADE/ATT	86/207	84/195
3rd Down Pct.	41.5	43.1
4TH DOWN: MADE/ATT	7/14	7/12
4th Down Pct.	50.0	58.3
POSSESSION AVG.	30:50	29:10
TOTAL NET YARDS	5213	5345
Avg. Per Game	325.8	334.1
Total Plays	1035	969
Avg. Per Play	5.0	5.5
NET YARDS RUSHING	1872	1963
Avg. Per Game	117.0	122.7
Total Rushes	462	456
NET YARDS PASSING	3341	3382
Avg. Per Game	208.8	211.4
Sacked/Yards Lost	46/330	34/289
Gross Yards	3671	3671
Att./Completions	527/305	479/284
Completion Pct.	57.9	59.3
Had Intercepted	18	10
PUNTS/AVERAGE	60/43.5	62/41.4
NET PUNTING AVG.	38.5	35.6
PENALTIES/YARDS	108/775	105/824
FUMBLES/BALL LOST	30/14	36/15
TOUCHDOWNS	36	43
Rushing	19	16
Passing	15	22
Returns	2	5

SCORE BY PERIODS	1	2	3	4	OT	Total
BRONCOS	87	120	46	75	3	331
OPPONENTS	60	85	96	131	3	374

SCORING	TD	Ru	Pa	Rt	PAT	FG	S	PTS
Treadwell	0	0	0	0	34/36	25/34	0	109
Humphrey	7	7	0	0	0/0	0/0	0	42
Jackson	5	1	4	0	0/0	0/0	0	30
Bratton	4	3	1	0	0/0	0/0	0	24
Young	4	0	4	0	0/0	0/0	0	24
Elway	3	3	0	0	0/0	0/0	0	18
Johnson	3	0	3	0	0/0	0/0	0	18
Sewell	3	3	0	0	0/0	0/0	0	18
Nattiel	2	0	2	0	0/0	0/0	0	12
Winder	2	2	0	0	0/0	0/0	0	12
Mecklenburg	1	0	0	1	0/0	0/0	1	8
Henderson	1	0	0	1	0/0	0/0	0	6
Sharpe	1	0	1	0	0/0	0/0	0	6
Fletcher	0	0	0	0	0/0	0/0	1	2
TEAM	0	0	0	0	0/0	0/0	1	2
<b>BRONCOS</b>	<b>36</b>	<b>19</b>	<b>15</b>	<b>2</b>	<b>34/36</b>	<b>25/34</b>	<b>3</b>	<b>331</b>
<b>OPPONENTS</b>	<b>43</b>	<b>16</b>	<b>22</b>	<b>5</b>	<b>38/43</b>	<b>26/33</b>	<b>0</b>	<b>374</b>

**SACKS:** Fletcher 11.0, Mecklenburg 5.0, Powers 4.0, Holmes 3.0, Brooks 2.0, Galloway 2.0, Kragen 2.0, Atwater 1.0, Dennison 1.0, Lucas 1.0, Townsend 1.0. **BRONCOS 34.0, OPPONENTS 46.0**

PASSING	Att.	Comp.	Yds.	Comp.%	Yd./Att.	TD	TD%	Int	Int%	LG	Sack/Lost	Rating
Elway	502	294	3526	58.6	7.02	15	3.0	14	2.8	66	43/311	78.5
Kubiak	22	11	145	50.0	6.59	0	0.0	4	18.2	36	3/19	31.6
Humphrey	2	0	0	0.0	0.00	0	0.0	0	0.0	0	0/0	39.6
Sewell	1	0	0	0.0	0.00	0	0.0	0	0.0	0	0/0	39.6
<b>BRONCOS</b>	<b>527</b>	<b>305</b>	<b>3671</b>	<b>57.9</b>	<b>6.97</b>	<b>15</b>	<b>2.8</b>	<b>18</b>	<b>3.4</b>	<b>66</b>	<b>46/330</b>	<b>74.6</b>
<b>OPPONENTS</b>	<b>479</b>	<b>284</b>	<b>3671</b>	<b>59.3</b>	<b>7.66</b>	<b>22</b>	<b>4.6</b>	<b>10</b>	<b>2.1</b>	<b>90</b>	<b>34/289</b>	<b>90.0</b>

RECEIVING		No.	Yds.	Avg.	Long	TD			
Jackson		57	926	16.2	66	4			
Johnson		54	747	13.8	49	3			
Kay		39	282	9.7	22	0			
Bratton		29	276	9.5	63	1			
Young		28	385	13.8	42	4			
Sewell		26	268	10.3	36	0			
Humphrey		24	152	6.3	26	0			
Nattiel		18	297	16.5	52t	2			
Winder		17	145	8.5	17	0			
Mobley		8	41	5.1	9	0			
Shaple		7	99	14.1	33	1			
Porter		4	44	11.0	16	0			
Verhulst		3	13	4.3	6	0			
Janier		1	-4	-4.0	-6	0			
BRONCOS		305	3671	12.0	66	15			
OPPONENTS		284	3671	12.9	90	22			
INTERCEPTIONS		No.	Yds.	Avg.	Long	TD			
Henderson		2	71	35.5	49t	1			
Montgomery		2	43	21.5	24	0			
Atwater		2	32	16.0	27	0			
Plummer		1	16	16.0	16	0			
D. Smith		1	13	13.0	13	0			
Braxton		1	10	10.0	10	0			
Lang		1	5	5.0	5	0			
BRONCOS		10	190	19.0	49t	1			
OPPONENTS		18	169	9.4	39t	3			
PUNTING		No.	Yds.	Avg.	Net	TB	In20	Long	B
Horan		58	2575	44.4	38.9	6	14	67	1
Elway		1	37	37.0	17.0	1	0	37	0
BRONCOS		60	2612	43.5	38.5	7	14	67	1
OPPONENTS		62	2565	41.4	35.6	5	15	59	1
PUNT RETURNS		No.	FC	Yds.	Avg.	Long	TD		
Clark		21	1	159	7.6	32	0		
Johnson		11	11	92	8.4	29	0		
Nattiel		1	0	5	5.0	5	0		
BRONCOS		33	12	256	7.8	32	0		
OPPONENTS		22	9	159	7.2	22	0		
KICKOFF RETURNS		No.	Yds.	Avg.	Long	TD			
Clark		20	505	25.3	75	0			
Montgomery		14	286	20.4	59	0			
Ezor		13	214	16.5	50	0			
Johnson		6	126	21.0	39	0			
Winder		4	55	13.8	24	0			
Bratton		3	37	12.3	18	0			
Kay		2	10	5.0	7	0			
Atwater		1	0	0.0	0	0			
Jackson		1	18	18.0	18	0			
Mobley		1	9	9.0	9	0			
Nattiel		1	0	0.0	0	0			
BRONCOS		66	1260	19.1	75	0			
OPPONENTS		69	1319	19.1	71	0			
FIELD GOALS		1-19	20-29	30-39	40-49	50+			
Treadwell		0/0	13/14	4/6	8/13	0/1			
OPPONENTS		1/1	5/5	14/16	6/10	0/1			

**TREADWELL:** (43G,44G,24G) (38N,22G) (27G,49N,25G) (49N,24N) (20G,25G) (24G) (39G,32N,42G) (31G,46G,46G) ( ) (27G,24G) (24G,32G) (45G,21G,41N) ( ) (46N,49G,26G) (49G,50N,45N) (22G,31G)  
**OPPONENTS:** ( ) (39G,29G,31G,52N) (39G,38N, 44N) (37N, 37G,48N) (30G.) ( ) (32G,43N) (38G, 41G) (19G,23G,43G, 32G) (37G,32G,41N,44G) (24G,32G,43G,45G) (46G) (33G) (30G) (21G) (37G,24G)



## 1990 DEFENSIVE STATS

(based on coaches' film review)

	TT	UT	A	S-YDS	I-YDS	PD	FF	FR
1 Brooks	175	102	73	2-17	0-0	2	2	0
2 Atwater	173	112	61	1-5	2-32	4	2	0
3 Mecklenburg	116	67	49	5-45	0-0	1	0	2
4 D. Smith	110	63	47	0-0	1-13	8	1	2
5 Fletcher	97	55	42	11-90	0-0	1	4	1
6 Henderson	88	57	31	0-0	2-71	5	0	1
7 Kragen	81	46	35	2-9	0-0	5	3	2
8 Powers	77	43	34	4-31	0-0	1	2	0
9 Munford	70	39	31	0-0	0-0	0	0	0
10 Robbins	68	43	25	0-0	0-0	5	0	2
11 Montgomery	53	37	16	0-0	2-43	6	0	0
12 Corrington	43	23	20	0-0	0-0	5	1	1
13 Holmes	40	27	13	3-23	0-0	6	1	0
14 Lucas	32	16	16	1-7	0-0	0	1	1
15 Szymanski	30	13	17	0-0	0-0	0	0	0
16 Curtis	24	14	10	0-0	0-0	0	0	0
17 E. Smith	23	15	8	0-0	0-0	3	1	1
18 Braxton	17	11	6	0-0	1-10	2	0	0
19 Galloway	15	11	4	2-12	0-0	1	0	0
Townsend	15	8	7	1-12	0-0	1	0	0
21 Clark	9	6	3	0-0	0-0	0	0	0
22 Lang	8	6	2	0-0	1-5	3	1	1
23 Dennison	7	7	0	1-10	0-0	0	0	0
Haliburton	7	3	4	0-0	0-0	0	0	0
25 Team	0	0	0	1-28	0-0	0	0	0
Plummer	0	0	0	0-0	1-16	1	0	0
<b>TOTALS</b>	<b>1,378</b>	<b>824</b>	<b>554</b>	<b>34-289</b>	<b>10-190</b>	<b>60</b>	<b>19</b>	<b>14</b>

## 1990 GAMES STARTED

## OFFENSE

QB Elway, John	16
RB Humphrey, Bobby	14
RB Winder, Sammy	2
FB Bratton, Melvin	3
FB Porter, Kerry	3
FB Sewell, Steve	1
WR Jackson, Mark	15
WR Johnson, Vance	13
WR Nattiel, Ricky	3
WR Sharpe, Shannon	2
WR Young, Michael	1
TE Kay, Clarence	14
TE Mobley, Orson	8
TE Verhuist, Chris	1
C Kartz, Keith	16
T Hamilton, Darrell	8
T Lanier, Ken	16
T Perry, Gerald	8
G Juriga, Jim	11
G Widell, Dave	5
G Widell, Doug	16

## DEFENSE

DE Holmes, Ron	10
DE Powers, Warren	16
DE Szymanski, Jim	6
NT Kragen, Greg	3
LB Brooks, Michael	16
LB Curtis, Scott	1
LB Fletcher, Simon	16
LB Lucas, Tim	5
LB Mecklenburg, Karl	16
LB Munford, Marc	2
CB Braxton, Tyrone	15
CB Henderson, Wymon	2
CB Montgomery, Alton	4
CB Robbins, Randy	9
CB Smith, Elliot	3
S Atwater, Steve	15
S Corrington, Kip	1
S Smith, Dennis	15

## 1990 COACHES

**Dan Reeves** (Head Coach), **Marvin Bass** (Special Assistant), **Barney Chavous** (Defensive Assistant), **Mo Forte** (Running Backs), **Chan Gailey** (Offensive Coordinator/Wide Receivers), **George Henshaw** (Offensive Line), **Earl Leggett** (Defensive Line), **Pete Mangurian** (Tight Ends/Asst. Offensive Line), **Al Miller** (Strength/Conditioning), **Mike Nolan** (Linebackers), **Wade Phillips** (Defensive Coordinator), **Harold Richardson** (Special Teams), **Mike Shanahan** (Quarterbacks), **Charlie Waters** (Defensive Backs).

## 1990 LEADERS / RANKINGS

INDIVIDUAL	PLAYER	NO.	AFC RANK	NFL RANK	NFL LEADER	NO.
Points	Treadwell	109	3	6	Lowery (KC)	139
Rushing Yards	Humphrey	1,202	3	5	Sanders (DET)	1,304
Passing Yards	Elway	3,526	3	5	Moore (HOU)	4,689
Passer Rating	Elway	78.5	7	14	Kelly (BUF)	101.2
Receiving Yards	Jackson	926	8	15	Rice (SF)	1,502
Receptions	Jackson	57	12	24	Rice (SF)	100
Interceptions	Henderson/Mont/Atwater	2	33	75	Carrier (CHI)	10
Sacks	Fletcher	11	10	14	Thomas (KC)	20

OFFENSE	NO.	AFC RANK	NFL RANK	NFL LEADER	NO.
Points Per Game	20.7	7	16	Buffalo	26.8
Total Yards Per Game	325.8	4	8	Houston	388.9
Yards Per Play	5.0	9	16	Houston	6.2
Rushing Yards Per Game	117.0	8	14	Philadelphia	158.8
Net Passing Yards Per Game	208.8	3	7	Houston	300.3

DEFENSE	NO.	AFC RANK	NFL RANK	NFL LEADER	NO.
Points Per Game	23.4	12	23	New York Giants	13.2
Total Yards Per Game	334.1	10	20	Pittsburgh	257.2
Yards Per Play	5.5	11	22	Pittsburgh	4.4
Rushing Yards Per Game	122.7	9	17	Philadelphia	73.1
Net Passing Yards Per Game	211.4	11	21	Pittsburgh	156.3

## 1990 KEY AWARDS

Pro Bowl (3): S Steve Atwater, RB Bobby Humphrey, S Dennis Smith.

## 1990 NFL STANDINGS

## AFC EAST

Team	W	L	T	Pct	PF	PA
*yz-Buffalo	13	3	0	.813	428	263
x-Miami	12	4	0	.750	336	242
Indianapolis	7	9	0	.438	281	353
New York Jets	6	10	0	.375	295	345
New England	1	15	0	.063	181	446

## AFC CENTRAL

Team	W	L	T	Pct	PF	PA
y-Cincinnati	9	7	0	.563	360	352
x-Houston	9	7	0	.563	405	307
Pittsburgh	9	7	0	.563	292	240
Cleveland	3	13	0	.188	228	462

## AFC WEST

Team	W	L	T	Pct	PF	PA
yz-L.A. Raiders	12	4	0	.750	337	268
x-Kansas City	11	5	0	.688	369	257
Seattle	9	7	0	.563	306	286
San Diego	6	10	0	.375	315	281
Denver	5	11	0	.313	331	374

## NFC EAST

Team	W	L	T	Pct	PF	PA
yz-New York Giants	13	3	0	.813	335	211
x-Philadelphia	10	6	0	.625	396	299
x-Washington	10	6	0	.625	381	301
Dallas	7	9	0	.438	244	308
Phoenix	5	11	0	.313	268	396

## NFC CENTRAL

Team	W	L	T	Pct	PF	PA
y-Chicago	11	5	0	.688	348	280
Tampa Bay	6	10	0	.375	264	367
Detroit	6	10	0	.375	373	413
Green Bay	6	10	0	.375	271	347
Minnesota	6	10	0	.375	351	326

## NFC WEST

Team	W	L	T	Pct	PF	PA
*yz-San Francisco	14	2	0	.875	353	239
x-New Orleans	8	8	0	.500	274	275
Atlanta	5	11	0	.313	348	365
L.A. Rams	5	11	0	.313	345	412

x - Playoffs; y - Division Title; z - First-round Bye; \* - Home-field Advantage

## WILD CARD PLAYOFF GAMES

1/5 - at Miami 17, Kansas City 16  
 1/5 - Washington 20, at Philadelphia 6  
 1/6 - at Cincinnati 41, Houston 14  
 1/6 - at Chicago 16, New Orleans 6

## DIVISIONAL PLAYOFF GAMES

1/12 - at Buffalo 44, Miami 34  
 1/12 - at San Francisco 28, Washington 10  
 1/13 - at L.A. Raiders 20, Cincinnati 10  
 1/13 - at New York Giants 31, Chicago 3

## CONFERENCE CHAMPIONSHIPS

1/20 - at Buffalo 51, L.A. Raiders 3  
 1/20 - New York Giants 15, at San Francisco 13

## SUPER BOWL XXV (TAMPA, FLA.)

1/27 - New York Giants 20, Buffalo 19

## 1989 FINAL STATISTICS (11-5)

**Head Coach:** Dan Reeves    **AFC West: 1st**    **Home Stadium:** Mile High Stadium

Date	W-L	Score	Opponent	Attendance	RUSHING	No.	Yds.	Avg.	Long	TD
Sept 10	W	34-20	Kansas City	74,284	Humphrey	294	1151	3.9	40	7
Sept 18	W	28-18	at Buffalo	78,176	Winder	110	351	3.2	16	2
Sept 24	W	31-21	L.A. Raiders	75,754	Elway	48	244	5.1	31	3
Oct 1	L	13-16	at Cleveland	78,637	Alexander	45	146	3.2	11	2
Oct 8	W	16-10	San Diego	75,222	Bratton	30	108	3.6	9	1
Oct 15	W	14-3	Indianapolis	74,680	Sewell	7	44	6.3	10	0
Oct 22	W	24-21	at Seattle (OT)	82,353	Kubiak	15	35	2.3	10	0
Oct 29	L	24-28	Philadelphia	75,065	Jackson	5	13	2.6	8	0
Nov 5	W	34-7	Pittsburgh	74,739	<b>BRONCOS</b>	<b>554</b>	<b>2092</b>	<b>3.8</b>	<b>40</b>	<b>15</b>
Nov 12	W	16-13	at Kansas City	76,245	<b>OPPONENTS</b>	<b>426</b>	<b>1580</b>	<b>3.7</b>	<b>24</b>	<b>10</b>
Nov 20	W	14-10	at Washington	52,975						
Nov 26	W	41-14	Seattle	75,117	<b>RECEIVING</b>	<b>No.</b>	<b>Yds.</b>	<b>Avg.</b>	<b>Long</b>	<b>TD</b>
Dec 3	L	13-16	at L.A. Raiders (OT)	87,560	Johnson	76	1095	14.4	69	7
Dec 10	L	7-14	New York Giants	63,283	Jackson	28	446	15.9	49	2
Dec 16	W	37-0	at Phoenix	56,071	Sewell	25	416	16.6	56	3
Dec 24	L	16-19	at San Diego	50,524	Young	22	402	18.3	47	2
					Humphrey	22	156	7.1	13	1
					Kay	21	197	9.4	20t	2
					Mobley	17	200	11.8	36	0
					Winder	14	91	6.5	19	0
					Nattiel	10	183	18.3	43	1
					Bratton	10	69	6.9	17t	3
					Alexander	8	84	10.5	28	0
					Kelly	3	13	4.3	6	0
					<b>BRONCOS</b>	<b>256</b>	<b>3352</b>	<b>13.1</b>	<b>69</b>	<b>21</b>
					<b>OPPONENTS</b>	<b>268</b>	<b>3201</b>	<b>11.9</b>	<b>75t</b>	<b>13</b>

TEAM STATISTICS	Den	Opp
<b>TOTAL FIRST DOWNS</b>	308	246
Rushing	125	90
Passing	163	142
Penalty	20	14
<b>3RD DOWN: MADE/ATT</b>	111/240	73/216
3rd Down Pct.	46.3	33.8
<b>4TH DOWN: MADE/ATT</b>	2/9	12/24
4th Down Pct.	22.2	50.0
<b>POSSESSION AVG.</b>	32:17	27:43
<b>TOTAL NET YARDS</b>	5093	4407
Avg. Per Game	318.3	275.4
Total Plays	1071	977
Avg. Per Play	4.8	4.5
<b>NET YARDS RUSHING</b>	2092	1580
Avg. Per Game	130.8	98.8
Total Rushes	554	426
<b>NET YARDS PASSING</b>	3001	2827
Avg. Per Game	187.6	176.7
Sacked/Yards Lost	43/351	47/374
Gross Yards	3352	3201
Att./Completions	474/256	504/268
Completion Pct.	54.0	53.2
Had Intercepted	20	21
<b>PUNTS/AVERAGE</b>	80/39.8	84/41.0
<b>NET PUNTING AVG.</b>	33.7	35.0
<b>PENALTIES/YARDS</b>	83/594	102/823
<b>FUMBLES/BALL LOST</b>	26/12	43/22
<b>TOUCHDOWNS</b>	40	25
Rushing	15	10
Passing	21	13
Returns	4	2

SCORE BY PERIODS	1	2	3	4	OT	Total
<b>BRONCOS</b>	84	114	57	104	3	362
<b>OPPONENTS</b>	44	53	50	76	3	226

SCORING	TD	Ru	Pa	Rt	PAT	FG	S	PTS
Treadwell	0	0	0	0	39/40	27/33	0	120
Humphrey	8	7	1	0	0/0	0/0	0	48
Johnson	7	0	7	0	0/0	0/0	0	42
Bratton	4	1	3	0	0/0	0/0	0	24
Elway	3	3	0	0	0/0	0/0	0	18
Sewell	3	0	3	0	0/0	0/0	0	18
Alexander	2	2	0	0	0/0	0/0	0	12
Jackson	2	0	2	0	0/0	0/0	0	12
Kay	2	0	2	0	0/0	0/0	0	12
Winder	2	2	0	0	0/0	0/0	0	12
Young	2	0	2	0	0/0	0/0	0	12
Braxton	1	0	1	0	0/0	0/0	0	6
Kragen	1	0	0	1	0/0	0/0	0	6
Mecklenburg	1	0	0	1	0/0	0/0	0	6
Nattiel	1	0	1	0	0/0	0/0	0	6
Robbins	1	0	0	1	0/0	0/0	0	6
Brooks	0	0	0	0	0/0	0/0	1	2
<b>BRONCOS</b>	<b>40</b>	<b>15</b>	<b>21</b>	<b>4</b>	<b>39/40</b>	<b>27/33</b>	<b>1</b>	<b>362</b>
<b>OPPONENTS</b>	<b>25</b>	<b>10</b>	<b>13</b>	<b>2</b>	<b>25/25</b>	<b>17/27</b>	<b>0</b>	<b>226</b>

**SACKS:** Fletcher 12, Holmes 9, Mecklenburg 7.5, Carreker 5.5, Powers 3, Kragen 2, Lucas 2, Townsend 2, Brooks 1, Dennison 1, McCullough 1, Munford 1, **BRONCOS 47.0, OPPONENTS 43.0**

PASSING	Att.	Comp.	Yds.	Comp.%	Yd./Att.	TD	TD%	Int	Int%	LG	Sack/Lost	Rating
Elway	416	223	3051	53.6	7.33	18	4.3	18	4.3	69	35/298	73.7
Kubiak	55	32	284	58.2	5.16	2	3.6	2	3.6	22	8/53	69.1
Humphrey	2	1	17	50.0	8.50	1	50.0	0	0.0	17t	0/0	118.8
Johnson	1	0	0	0.0	0.00	0	0.0	0	0.0	0	0/0	39.6
<b>BRONCOS</b>	<b>474</b>	<b>256</b>	<b>3352</b>	<b>54.0</b>	<b>7.07</b>	<b>21</b>	<b>4.4</b>	<b>20</b>	<b>4.2</b>	<b>69</b>	<b>43/351</b>	<b>73.7</b>
<b>OPPONENTS</b>	<b>504</b>	<b>268</b>	<b>3201</b>	<b>53.2</b>	<b>6.35</b>	<b>13</b>	<b>2.6</b>	<b>21</b>	<b>4.2</b>	<b>75t</b>	<b>47/374</b>	<b>64.1</b>

RECEIVING	No.	Yds.	Avg.	Long	TD
Johnson	76	1095	14.4	69	7
Jackson	28	446	15.9	49	2
Sewell	25	416	16.6	56	3
Young	22	402	18.3	47	2
Humphrey	22	156	7.1	13	1
Kay	21	197	9.4	20t	2
Mobley	17	200	11.8	36	0
Winder	14	91	6.5	19	0
Nattiel	10	183	18.3	43	1
Bratton	10	69	6.9	17t	3
Alexander	8	84	10.5	28	0
Kelly	3	13	4.3	6	0
<b>BRONCOS</b>	<b>256</b>	<b>3352</b>	<b>13.1</b>	<b>69</b>	<b>21</b>
<b>OPPONENTS</b>	<b>268</b>	<b>3201</b>	<b>11.9</b>	<b>75t</b>	<b>13</b>

INTERCEPTIONS	No.	Yds.	Avg.	Long	TD
Braxton	6	103	17.2	34t	1
Henderson	3	58	19.3	25	0
Atwater	3	34	11.3	30	0
D. Smith	2	78	39.0	50	0
Robbins	2	18	9.0	18t	1
Munford	2	16	8.0	10	0
Corrington	1	8	8.0	8	0
Carrington	1	2	2.0	2	0
Dennison	1	1	1.0	1	0
<b>BRONCOS</b>	<b>21</b>	<b>318</b>	<b>15.1</b>	<b>50</b>	<b>2</b>
<b>OPPONENTS</b>	<b>20</b>	<b>194</b>	<b>9.7</b>	<b>32t</b>	<b>1</b>

PUNTING	No.	Yds.	Avg.	Net	TB	In20	Long	B
Horan	77	3111	40.4	34.3	5	24	63	0
Elway	1	34	34.0	14.0	1	0	34	0
Kubiak	2	43	21.5	21.5	0	1	29	0
<b>BRONCOS</b>	<b>80</b>	<b>3188</b>	<b>39.8</b>	<b>33.7</b>	<b>6</b>	<b>25</b>	<b>63</b>	<b>0</b>
<b>OPPONENTS</b>	<b>84</b>	<b>3440</b>	<b>41.0</b>	<b>35.0</b>	<b>8</b>	<b>18</b>	<b>64</b>	<b>0</b>

PUNT RETURNS	No.	FC	Yds.	Avg.	Long	TD
Bell	21	3	143	6.8	24	0
Johnson	12	6	118	9.8	34	0
Nattiel	9	0	77	8.6	38	0
Woods	2	0	6	3.0	11	0
Carrington	1	0	0	0.0	0	0
<b>BRONCOS</b>	<b>45</b>	<b>9</b>	<b>344</b>	<b>7.6</b>	<b>38</b>	<b>0</b>
<b>OPPONENTS</b>	<b>28</b>	<b>18</b>	<b>370</b>	<b>13.2</b>	<b>52</b>	<b>0</b>

KICKOFF RETURNS	No.	Yds.	Avg.	Long	TD
Bell	30	602	20.1	33	0
Carrington	6	152	25.3	68	0
Humphrey	4	86	21.5	29	0
Bratton	2	19	9.5	10	0
Woods	1	17	17.0	17	0
<b>BRONCOS</b>	<b>43</b>	<b>876</b>	<b>20.4</b>	<b>68</b>	<b>0</b>
<b>OPPONENTS</b>	<b>72</b>	<b>1256</b>	<b>17.4</b>	<b>36</b>	<b>0</b>

FIELD GOALS	1-19	20-29	30-39	40-49	50+
Treadwell	3/3	13/14	8/8	3/7	0/1
<b>OPPONENTS</b>	<b>0/0</b>	<b>3/3</b>	<b>5/6</b>	<b>7/14</b>	<b>2/4</b>

**TREADWELL:** (41G, 29G) (22G, 33G, 46G, 24G) (38G) (21G, 26G) (46G, 18G, 54N, 27G) ( ) (46N, 46N, 27N, 27G) (18G) (26G, 26G) (18G, 27G, 26G) ( ) (30G, 25G) (34G, 35G, 42N) ( ) (38G, 33G, 35G) (43N, 24G)

**OPPONENTS:** (41G, 54N, 23G) (43N) ( ) (47N, 36G, 48G, 24N, 48G) (39G) (49N, 55G) (40N) (41N) ( ) (39G, 42G) (38N, 32G) ( ) (37G, 46G, 26G) (47N) ( ) (52N, 22G, 41G, 53G, 45G)

## 1989 DEFENSIVE STATS

(based on coaches' film review)

	TT	UT	A	S-YDS	I-YDS	PD	FF	FR
1 Mecklenburg	143	83	60	7.5-79	0-0	3	2	4
2 Atwater	129	86	43	0-0	3-34	10	0	1
3 Brooks	123	66	57	1-9	0-0	2	1	2
4 Braxton	111	77	34	0-0	6-103	14	2	2
5 Dennison	106	45	61	1-6	1-1	1	2	1
6 Fletcher	105	61	44	12-79	0-0	2	3	1
7 Munford	98	54	44	1-5	2-16	2	0	1
8 Smith	82	47	35	0-0	2-78	11	6	3
9 Henderson	76	47	29	0-0	3-58	13	0	0
10 Kragen	72	43	29	2-13	0-0	2	0	4
11 Carreker	65	36	29	5.5-34	0-0	1	3	0
12 Holmes	48	32	16	9-87	0-0	4	2	0
13 Townsend	40	26	14	2-13	0-0	0	2	2
14 Robbins	37	25	12	0-0	2-18	8	0	1
15 Corrington	26	17	9	0-0	1-8	5	1	0
16 Curtis	23	12	11	0-0	0-0	0	0	0
17 Powers	19	7	12	3-30	0-0	0	1	0
18 Haynes	18	13	5	0-0	0-0	3	0	0
19 Carrington	16	11	5	0-0	1-2	1	0	0
20 Lucas	6	5	1	2-22	0-0	1	0	0
21 Klosterman	3	1	2	0-0	0-0	0	0	0
22 McCullough	2	2	0	1-0	0-0	0	0	0
Henke	2	0	2	0-0	0-0	0	0	0
<b>TOTALS</b>	<b>1,350</b>	<b>796</b>	<b>554</b>	<b>47-377</b>	<b>21-318</b>	<b>83</b>	<b>25</b>	<b>22</b>

## 1989 GAMES STARTED

OFFENSE		DEFENSE	
QB Elway, John	15	DE Carreker, Alphonso	16
QB Kubiak, Gary	1	DE Holmes, Ron	8
RB Humphrey, Bobby	12	DE Powers, Warren	1
RB Sewell, Steve	3	DE Townsend, Andre	10
RB Wilder, Sammy	2	NT Kragen, Greg	14
FB Alexander, Jeff	6	LB Brooks, Michael	16
FB Bratton, Melvin	3	LB Dennison, Rick	12
FB Kelly, Pat	1	LB Fletcher, Simon	16
WR Jackson, Mark	16	LB Mecklenburg, Karl	15
WR Johnson, Vance	16	LB Munford, Marc	5
TE Kay, Clarence	16	CB Braxton, Tyrone	16
TE Mobley, Orson	5	CB Henderson, Wymon	15
C Kartz, Keith	16	S Atwater, Steve	16
T Lanier, Ken	16	S Robbins, Randy	2
T Perry, Gerald	15	S Smith, Dennis	14
G Bishop, Keith	7		
G Juriga, Jim	16		
G Widell, Doug	10		

## 1989 COACHES

Dan Reeves (Head Coach), Marvin Bass (Special Assistant), Barney Chavous (Asst. Strength and Conditioning), Mo Forte (Running Backs), Chan Gailey (Offensive Coordinator/Wide Receivers), George Henshaw (Offensive Line), Earl Leggett (Defensive Line), Pete Mangurian (Tight Ends/Asst. Offensive Line), Al Miller (Strength/Conditioning), Mike Nolan (Linebackers), Wade Phillips (Defensive Coordinator), Harold Richardson (Special Teams), Charlie Waters (Defensive Backs).

## 1989 LEADERS / RANKINGS

INDIVIDUAL	PLAYER	NO.	AFC RANK	NFL RANK	NFL LEADER	NO.
Points	Treadwell	120	1	3t	Cofer (SF)	138
Rushing Yards	Humphrey	1,151	5	8	Okoye (KC)	1,480
Passing Yards	Elway	3,051	8	16	Majkowski (GB)	4,318
Passer Rating	Elway	73.7	9	17	Montana (SF)	112.4
Receiving Yards	Johnson	1,095	5	15	Rice (SF)	1,483
Receptions	Johnson	76	9	17	Sharpe (GB)	90
Interceptions	Braxton	6	5t	7t	Wright (CLE)	9
Sacks	Fletcher	12	4	11	Doleman (MIN)	21
OFFENSE		NO.	AFC RANK	NFL RANK	NFL LEADER	NO.
Points Per Game		22.6	4	7t	San Francisco	27.6
Total Yards Per Game		318.3	7	15	San Francisco	391.8
Yards Per Play		4.8	11t	19t	San Francisco	6.1
Rushing Yards Per Game		130.8	4	6	Cincinnati	155.2
Net Passing Yards Per Game		187.6	11	23	Washington	271.8
DEFENSE		NO.	AFC RANK	NFL RANK	NFL LEADER	NO.
Points Per Game		14.1	1	1	Denver	14.1
Total Yards Per Game		275.5	2	3	Minnesota	261.5
Yards Per Play		4.5	1t	2t	Minnesota	4.1
Rushing Yards Per Game		98.8	1	6	New Orleans	82.9
Net Passing Yards Per Game		176.7	2	3	Kansas City	176.3

## 1989 KEY AWARDS

Pro Bowl (5): QB John Elway, DT Greg Kragen, LB Karl Mecklenburg, S Dennis Smith, K David Treadwell. AP All-Pro (2): LB Karl Mecklenburg (first team), S Dennis Smith (second team). NFLPA Offensive Rookie of the Year: RB Bobby Humphrey. Football Digest NFL Defensive Rookie of the Year: S Steve Atwater.

## 1989 NFL STANDINGS

### AFC EAST

Team	W	L	T	Pct	PF	PA
y-Buffalo	9	7	0	.563	409	317
Indianapolis	8	8	0	.500	298	301
Miami	8	8	0	.500	331	379
New England	5	11	0	.313	297	391
New York Jets	4	12	0	.250	253	411

### AFC CENTRAL

Team	W	L	T	Pct	PF	PA
y-Cleveland	9	6	1	.594	334	254
x-Houston	9	7	0	.563	365	412
x-Pittsburgh	9	7	0	.563	265	326
Cincinnati	8	8	0	.500	404	285

### AFC WEST

Team	W	L	T	Pct	PF	PA
*y-Denver	11	5	0	.688	362	226
Kansas City	8	7	1	.531	318	286
L.A. Raiders	8	8	0	.500	315	297
Seattle	7	9	0	.438	241	327
San Diego	6	10	0	.375	266	290

### NFC EAST

Team	W	L	T	Pct	PF	PA
y-New York Giants	12	4	0	.750	348	252
x-Philadelphia	11	5	0	.688	342	274
Washington	10	6	0	.625	386	308
Phoenix	5	11	0	.313	258	377
Dallas	1	15	0	.063	204	393

### NFC CENTRAL

Team	W	L	T	Pct	PF	PA
y-Minnesota	10	6	0	.625	351	275
Green Bay	10	6	0	.625	362	356
Detroit	7	9	0	.438	312	364
Chicago	6	10	0	.375	358	377
Tampa Bay	5	11	0	.313	320	419

### NFC WEST

Team	W	L	T	Pct	PF	PA
*y-San Francisco	14	2	0	.875	442	253
x-L.A. Rams	11	5	0	.688	426	344
New Orleans	9	7	0	.563	386	301
Atlanta	3	13	0	.188	279	437

x - Wild Card Qualifier; y - Division Title; \* - Home-field Advantage

## WILD CARD PLAYOFF GAMES

12/31 - Pittsburgh 26, at Houston 23 (OT)  
12/31 - L.A. Rams 21, at Philadelphia 7

## DIVISIONAL PLAYOFF GAMES

1/6 - at Cleveland 34, Buffalo 30  
1/6 - at San Francisco 41, Minnesota 13  
1/7 - at Denver 24, Pittsburgh 23  
1/7 - L.A. Rams 19, at New York Giants 13 (OT)

## CONFERENCE CHAMPIONSHIPS

1/14 - at Denver 37, Cleveland 21  
1/14 - at San Francisco 30, L.A. Rams 3

## SUPER BOWL XXIV (NEW ORLEANS)

1/28 - San Francisco 55, Denver 10



# 1988 FINAL STATISTICS (8-8)

Head Coach: Dan Reeves    AFC West: 2nd    Home Stadium: Mile High Stadium

Date	W-L	Score	Opponent	Attendance	RUSHING	No.	Yds.	Avg.	Long	TD
Sept 4	L	14-21	Seattle	75,986	Dorsett	181	703	3.9	28	5
Sept 11	W	34-3	San Diego	75,359	Winder	149	543	3.6	35	4
Sept 18	L	13-20	at Kansas City	63,288	Elway	54	234	4.3	26	1
Sept 26	L	27-30	L.A. Raiders (OT)	75,964	Sewell	32	135	4.2	26	1
Oct 2	W	12-0	at San Diego	55,763	Kubiak	17	65	3.8	13	0
Oct 9	W	16-13	at San Francisco (OT)	61,711	Nattiel	5	51	10.2	29	0
Oct 16	W	30-14	Atlanta	75,287	Willhite	13	39	3.0	7	2
Oct 23	L	21-39	at Pittsburgh	49,811	Bell	9	36	4.0	6	0
Oct 31	L	23-55	at Indianapolis	60,544	Jackson	1	5	5.0	5	0
Nov 6	W	17-11	Kansas City	74,227	J. Johnson	1	3	3.0	3	0
Nov 13	W	30-7	Cleveland	75,806	V. Johnson	1	1	1.0	1	0
Nov 20	L	0-42	at New Orleans	68,075	Thomas	1	0	0.0	0	0
Nov 27	W	35-24	L.A. Rams	74,141	<b>BRONCOS</b>	<b>464</b>	<b>1815</b>	<b>3.9</b>	<b>35</b>	<b>13</b>
Dec 4	L	20-21	at L.A. Raiders	65,561	<b>OPPONENTS</b>	<b>552</b>	<b>2538</b>	<b>4.6</b>	<b>64</b>	<b>21</b>
Dec 11	L	14-42	at Seattle	62,838						
Dec 17	W	21-10	New England	70,910						

TEAM STATISTICS				Den	Opp					
TOTAL FIRST DOWNS				338	316					
Rushing				106	140					
Passing				196	161					
Penalty				36	15					
3RD DOWN: MADE/ATT				85/210	81/214					
3rd Down Pct.				40.5	37.9					
4TH DOWN: MADE/ATT				4/13	9/18					
4th Down Pct.				30.8	50.0					
TOTAL NET YARDS				5506	5471					
Avg. Per Game				344.1	341.9					
Total Plays				1077	1055					
Avg. Per Play				5.1	5.2					
NET YARDS RUSHING				1815	2538					
Avg. Per Game				113.4	158.6					
Total Rushes				464	552					
Avg. Per Rush				3.9	4.6					
NET YARDS PASSING				3691	2933					
Avg. Per Game				230.7	183.3					
Sacked/Yards Lost				32/250	36/235					
Gross Yards				3941	3168					
Att./Completions				581/324	467/262					
Completion Pct.				55.8	56.1					
Had Intercepted				22	16					
Avg. Per Pass Play				6.0	5.8					
PUNTS/AVERAGE				68/43.8	84/43.4					
NET PUNTING AVG				37.9	36.3					
TOTAL RETURN YARDAGE				1842	1673					
Punt Returns/Average				53/8.5	33/11.0					
Kickoff Returns/Average				58/20.5	52/19.9					
Intercept. Ret./Average				16/12.5	22/15.6					
PENALTIES/YARDS				84/717	116/956					
FUMBLES/BALL LOST				34/12	23/13					
TOUCHDOWNS										
Rushing				37	41					
Passing				14	21					
Returns				0	2					
Extra Points Made/Attempts				36/37	41/41					
Field Goals Made/Attempts				23/26	21/27					
TOTAL POINTS				327	352					

SCORE BY PERIODS				1	2	3	4	OT	Total					
				43	127	64	90	3	327					
<b>BRONCOS</b>				85	112	96	56	3	352					
SCORING				TD	Ru	Pa	Rt	PAT	FG	S	PTS			
Karlis				0	0	0	0	36/37	23/36	0	105			
Sewell				6	1	5	0	0/0	0/0	0	36			
Jackson				6	0	6	0	0/0	0/0	0	36			
Dorsett				5	5	0	0	0/0	0/0	0	30			
Winder				5	4	1	0	0/0	0/0	0	30			
V. Johnson				5	0	5	0	0/0	0/0	0	30			
Kay				4	0	4	0	0/0	0/0	0	24			
Willhite				2	2	0	0	0/0	0/0	0	12			
Mobley				2	0	2	0	0/0	0/0	0	12			
Elway				1	1	0	0	0/0	0/0	0	6			
Nattiel				1	0	1	0	0/0	0/0	0	6			
<b>BRONCOS</b>				<b>37</b>	<b>13</b>	<b>24</b>	<b>0</b>	<b>36/37</b>	<b>23/36</b>	<b>0</b>	<b>327</b>			
<b>OPPONENTS</b>				<b>41</b>	<b>21</b>	<b>18</b>	<b>2</b>	<b>41/41</b>	<b>21/27</b>	<b>1</b>	<b>352</b>			

PASSING	Att.	Comp.	Yds.	Comp. %	Yd./Att.	TD	TD %	Int	Int %	LG	Sack/Lost	Rtg.
Elway	496	274	3309	55.2	6.67	17	3.4	19	3.8	86	30/237	71.3
Kubiak	69	43	497	62.3	7.20	5	7.2	3	4.3	68t	2/13	90.1
Karcher	12	6	128	50.0	10.67	1	8.3	0	0.0	74t	0/0	115.8
Dorsett	2	1	7	50.0	3.50	1	50.0	0	0.0	7t	0/0	97.8
Sewell	1	0	0	0.0	0.00	0	0.0	0	0.0	0	0/0	39.5
Nattiel	1	0	0	0.0	0.00	0	0.0	0	0.0	0	0/0	39.5
<b>BRONCOS</b>	<b>581</b>	<b>324</b>	<b>3941</b>	<b>55.8</b>	<b>6.78</b>	<b>24</b>	<b>4.1</b>	<b>22</b>	<b>3.8</b>	<b>86</b>	<b>32/250</b>	<b>74.6</b>
<b>OPPONENTS</b>	<b>467</b>	<b>262</b>	<b>3168</b>	<b>56.1</b>	<b>6.78</b>	<b>18</b>	<b>3.9</b>	<b>16</b>	<b>3.4</b>	<b>55</b>	<b>36/235</b>	<b>75.8</b>

RECEIVING				No.	Yds.	Avg.	Long	TD
V. Johnson				68	896	13.2	86	5
Jackson				46	852	18.5	63	6
Nattiel				46	574	12.5	74t	1
Sewell				38	507	13.3	68t	5
Kay				34	352	10.4	27	4
Willhite				32	238	7.4	15	0
Mobley				21	218	10.4	28	2
Winder				17	103	6.1	14	1
Dorsett				16	122	7.6	16	0
Massie				3	39	13.0	21	0
Graddy				1	30	30.0	30	0
J. Johnson				1	6	6.0	6	0
Kelly				1	4	4.0	4	0
<b>BRONCOS</b>				<b>324</b>	<b>3941</b>	<b>12.2</b>	<b>86</b>	<b>24</b>
<b>OPPONENTS</b>				<b>262</b>	<b>3168</b>	<b>12.1</b>	<b>55</b>	<b>18</b>

INTERCEPTIONS				No.	Yds.	Avg.	Long	TD
Harden				4	36	9.0	34	0
Castille				3	51	17.0	33	0
Robbins				2	66	33.0	39	0
Braxton				2	6	3.0	6	0
Dennison				1	29	29.0	29	0
Wilson				1	7	7.0	7	0
Fletcher				1	4	4.0	4	0
Bowyer				1	1	1.0	1	0
Haynes				1	0	0.0	0	0
<b>BRONCOS</b>				<b>16</b>	<b>200</b>	<b>12.5</b>	<b>39</b>	<b>0</b>
<b>OPPONENTS</b>				<b>22</b>	<b>344</b>	<b>15.6</b>	<b>86</b>	<b>1</b>

||
||
||

## 1988 DEFENSIVE STATS

(based on coaches' film review)

	TT	UT	A	S-YDS	I-YDS	PD	FF	FR
1 Kragen	140	101	39	2.5-21	0-0	4	0	1
2 Dennison	133	86	47	0.5-1	1-29	2	1	2
3 Harden	132	93	39	0-0	4-36	10	0	0
4 Ryan	130	87	43	3.5-13	0-0	1	1	2
5 Fletcher	115	79	36	9-43	1-4	6	1	1
6 Townsend	113	64	49	5-35	0-0	2	0	1
7 Smith	106	83	23	1-7	0-0	3	2	3
8 Mecklenburg	102	78	24	1.5-8	0-0	1	0	0
9 Haynes	84	71	13	1-6	1-0	8	1	0
10 Bowyer	82	50	32	1-4	1-1	2	3	0
11 Robbins	76	67	9	2-19	2-66	6	0	1
12 Jones	67	35	32	5-37	0-0	1	1	0
13 Castille	61	57	4	0-0	3-51	9	0	0
14 Brooks	49	39	10	0-0	0-0	1	0	1
15 Gilbert	42	30	12	1-11	0-0	2	0	0
16 Braxton	39	28	11	1-7	2-6	5	0	0
17 Wilson	37	29	8	2-12	1-7	4	0	2
18 Klostermann	27	17	10	0-0	0-0	1	0	0
19 Knight	15	11	4	0-0	0-0	0	0	0
20 Guidry	5	3	2	0-0	0-0	1	0	0
21 Plummer	3	3	0	0-0	0-0	0	0	0
22 Lucas	1	1	0	0-0	0-0	0	0	0
23 S. Bryan	0	0	0	0-0	0-0	0	0	1
<b>TOTALS</b>	<b>1,559</b>	<b>1,112</b>	<b>447</b>	<b>36-224</b>	<b>16-200</b>	<b>69</b>	<b>10</b>	<b>15</b>

## 1988 GAMES STARTED

### OFFENSE

OFFENSE	DEFENSE
QB Elway, John	15 DE Bowyer, Walt
QB Kubiak, Gary	1 DE Gilbert, Freddie
RB Dorsett, Tony	12 DE Townsend, Andre
RB Sewell, Steve	3 NT Kragen, Greg
RB Willhite, Gerald	1 LB Brooks, Michael
RB Winder, Sammy	12 LB Dennison, Rick
WR Jackson, Mark	14 LB Fletcher, Simon
WR Johnson, Vance	13 LB Klostermann, Bruce
WR Nattiel, Ricky	11 LB Mecklenburg, Karl
TE Kay, Clarence	14 LB Ryan, Jim
TE Mobley, Orson	10 CB Castille, Jeremiah
C Bryan, Billy	16 CB Haynes, Mark
T Juriga, Jim	15 CB Wilson, Steve
T Lanier, Ken	16 S Harden, Mike
T Studdard, Dave	4 S Robbins, Randy
G Bishop, Keith	10 S Smith, Dennis
G Humphries, Stephen	1
G Kartz, Keith	12
G Perry, Gerald	6

## 1988 COACHES

Dan Reeves (Head Coach), Marvin Bass (Special Assistant), Rubin Carler (Asst. Defensive Line), Joe Collier (Asst. Head Coach/Defense), Mo Forte (Running Backs), Chan Gailey (Quarterbacks), George Henshaw (Offensive Line), Stan Jones (Defensive Line), Larry Kennan (Wide Receivers), Pete Mangurian (Tight Ends/Asst. Offensive Line), Al Miller (Strength/Conditioning), Myrel Moore (Linebackers), Mike Nolan (Spec. Team/Asst. LBs), Charlie Waters (Spec. Teams/Asst. Defensive Backs), Charlie West (Defensive Backs).

## 1988 LEADERS / RANKINGS

INDIVIDUAL	PLAYER	NO.	AFC RANK	NFL RANK	NFL LEADER	NO.
Points	Karlis	105	61	101	Norwood (BUF)	129
Rushing Yards	Dorsett	703	13	22	Dickerson (IND)	1,659
Passing Yards	Elway	3,309	4	8	Marino (MIA)	4,434
Passer Rating	Elway	71.4	9	18	Esiason (CIN)	97.4
Receiving Yards	V. Johnson	896	9	15k	Ellard (LAR)	1,414
Receptions	V. Johnson	68	6	15k	Toon (NYJ)	93
Interceptions	Harden	4	111	23k	Case (ATL)	10
Sacks	Fletcher	19	61	171	White (PHI)	18
<b>OFFENSE</b>	<b>NO.</b>	<b>AFC RANK</b>	<b>NFL RANK</b>	<b>NFL LEADER</b>	<b>NO.</b>	
Points Per Game	20.4	8	15	Cincinnati	28.0	
Total Yards Per Game	344.1	3	8	Cincinnati	378.6	
Yards Per Play	5.1	51	111	Cincinnati	6.2	
Rushing Yards Per Game	113.4	11	19	Cincinnati	169.4	
Net Passing Yards Per Game	230.7	2	6	Miami	284.8	
<b>DEFENSE</b>	<b>NO.</b>	<b>AFC RANK</b>	<b>NFL RANK</b>	<b>NFL LEADER</b>	<b>NO.</b>	
Points Per Game	22.0	9	20	Chicago	13.4	
Total Yards Per Game	341.9	10	22	Chicago	272.5	
Yards Per Play	5.2	91	181	Minnesota	4.3	
Rushing Yards Per Game	158.6	13	27	Chicago	82.9	
Net Passing Yards Per Game	183.3	5	7	Kansas City	161.9	

## 1988 KEY AWARDS

Pro Bowl (1): P Mike Horan. AP All-Pro (1): P Mike Horan (first team).

## 1988 NFL STANDINGS

### AFC EAST

Team	W	L	T	Pct	PF	PA
y-Buffalo	12	4	0	.750	329	237
Indianapolis	9	7	0	.563	354	315
New England	9	7	0	.563	250	284
New York Jets	8	7	1	.531	372	354
Miami	6	10	0	.375	319	380

### AFC CENTRAL

Team	W	L	T	Pct	PF	PA
*y-Cincinnati	12	4	0	.750	448	329
x-Cleveland	10	6	0	.625	304	288
x-Houston	10	6	0	.625	424	365
Pittsburgh	5	11	0	.313	336	421

### AFC WEST

Team	W	L	T	Pct	PF	PA
y-Seattle	9	7	0	.563	339	329
<b>Denver</b>	<b>8</b>	<b>8</b>	<b>0</b>	<b>.500</b>	<b>327</b>	<b>352</b>
L.A. Raiders	7	9	0	.438	325	369
San Diego	6	10	0	.375	231	332
Kansas City	4	11	1	.281	254	320

### NFC EAST

Team	W	L	T	Pct	PF	PA
y-Philadelphia	10	6	0	.625	379	319
New York Giants	10	6	0	.625	359	304
Washington	7	9	0	.438	345	387
Phoenix	7	9	0	.438	344	398
Dallas	3	13	0	.188	265	381

### NFC CENTRAL

Team	W	L	T	Pct	PF	PA
*y-Chicago	12	4	0	.750	312	215
x-Minnesota	11	5	0	.688	406	233
Tampa Bay	5	11	0	.313	261	350
Detroit	4	12	0	.250	220	313
Green Bay	4	12	0	.250	240	315

### NFC WEST

Team	W	L	T	Pct	PF	PA
y-San Francisco	10	6	0	.625	369	294
x-L.A. Rams	10	6	0	.625	407	293
New Orleans	10	6	0	.625	312	283
Atlanta	5	11	0	.313	244	315

x - Wild Card Qualifier; y - Division Title; \* - Home-field Advantage

## WILD CARD PLAYOFF GAMES

12/26 - Houston 24, at Cleveland 23  
12/26 - at Minnesota 28, L.A. Rams 17

## DIVISIONAL PLAYOFF GAMES

12/31 - at Cincinnati 21, Seattle 13  
12/31 - at Chicago 20, Philadelphia 12  
1/1 - at Buffalo 17, Houston 10  
1/1 - at San Francisco 34, Minnesota 9

## CONFERENCE CHAMPIONSHIPS

1/8 - at Cincinnati 21, Buffalo 10  
1/8 - San Francisco 28, at Chicago 3

## SUPER BOWL XXIII (MIAMI)

1/22 - San Francisco 20, Cincinnati 16

# 1987 FINAL STATISTICS (10-4-1)

**Head Coach:** Dan Reeves    **AFC West: 1st**    **Home Stadium:** Mile High Stadium

Date	W-L	Score	Opponent	Attendance	RUSHING	No.	Yds.	Avg.	Long	TD
Sept 13	W	40-17	Seattle	75,999	Winder	196	741	3.8	19	6
Sept 20	T	17-17	at Green Bay (OT)	67,500	Elway	66	304	4.6	29	4
Sept 28	Cancelled		at Cleveland	(Strike)	Lang	89	303	3.4	28	2
Oct 4	L	10-40	*Houston	38,494	Dudek	35	154	4.4	16	2
Oct 12	W	30-14	*L.A. Raiders	61,230	Willhite	26	141	5.4	29	0
Oct 18	W	26-17	*at Kansas City	20,286	Poole	28	126	4.5	15	1
Oct 26	L	27-34	at Minnesota	51,011	Sewell	19	83	4.4	17	2
Nov 1	W	34-0	Detroit	75,172	Caldwell	16	53	3.3	7	0
Nov 8	L	14-21	at Buffalo	63,698	Bell	13	43	3.3	11	0
Nov 16	W	31-29	Chicago	75,783	Nattiel	2	13	6.5	10	0
Nov 22	W	23-17	at L.A. Raiders	61,318	Micho	4	8	2.0	5	0
Nov 29	W	31-17	at San Diego	61,880	Boddie	3	7	2.3	4	1
Dec 6	W	31-20	New England	75,795	Karcher	9	3	0.3	8	0
Dec 13	L	21-28	at Seattle	61,759	Kubiak	1	3	3.0	3	0
Dec 19	W	20-17	Kansas City	75,053	May	2	-4	-2.0	-2	0
Dec 27	W	24-0	San Diego	37,500	V. Johnson	1	8	-8.0	-8	0

\*Replacement Games

TEAM STATISTICS				Den	Opp	RECEIVING				TD
TOTAL FIRST DOWNS				331	277	No.				Yds.
Rushing				132	103	V. Johnson				684
Passing				173	148	Nattiel				630
Penalty				26	26	Kay				31
3RD DOWN: MADE/ATT				106/224	64/183	M. Jackson				26
3rd Down Pct.				47.3	35.0	Lang				25
4TH DOWN: MADE/ATT				6/13	5/12	Lang				17
4th Down Pct.				46.2	41.7	Mobley				16
TOTAL NET YARDS				5624	4813	Winder				14
Avg. Per Game				374.9	320.9	Massie				13
Total Plays				1070	941	Sewell				23
Avg. Per Play				5.3	5.1	Watson				11
NET YARDS RUSHING				1970	2017	Boddie				9
Avg. Per Game				131.3	134.5	Willhite				9
Total Rushes				45	454	Dudek				7
Avg. Per Rush				3.9	4.4	Swanson				6
NET YARDS PASSING				3654	2796	Andrews				4
Avg. Per Game				243.6	186.4	Brown				4
Sacked/Yards Lost				30/220	31/244	Caldwell				4
Gross Yards				3874	3040	Poole				1
Att./Completions				530/285	456/261	Bell				1
Completion Pct.				53.8	57.2	Payne				1
Had Intercepted				19	28	BRONCOS OPPONENTS				285
Avg. Per Pass Play				6.9	6.1	No.				Yds.
PUNTS/AVERAGE				65/39.9	75/42.1	Interceptions				4
NET PUNTING AVG				31.6	33.5	Harden				4
TOTAL RETURN YARDAGE				1841	1954	Clark				3
Punt Returns/Average				48/10.1	34/12.5	Haynes				3
Kickoff Returns/Average				46/20.7	61/19.1	Lilly				3
Intercept. Ret./Average				28/14.4	19/19.1	Mecklenburg				3
PENALTIES/YARDS				95/812	96/785	Robbins				3
FUMBLES/BALL LOST				29/17	35/19	Ryan				2
TOUCHDOWNS				45	36	Hunley				2
Rushing				18	15	D. Smith				2
Passing				24	15	Lucas				1
Returns				3	4	Dennison				1
Extra Points Made/Attempts				44/45	32/35	BRONCOS OPPONENTS				28
Field Goals Made/Attempts				21/29	14/21	No.				Yds.
TOTAL POINTS				379	288	Punting				18

SCORE BY PERIODS															
		1	2	3	4	OT	Total	Broncos							
		92	110	79	98	0	379	Horan	44	1807	41.1	5	1	61	2
BRONCOS								Elway	1	31	31.0	0	11	31	0
OPPONENTS		70	110	64	44	0	288	0							
SCORING															
TD	Ru	Pa	Rt	PAT	FG	S	PTS	BRONCOS							
Karlis	0	0	0	37/37	18/25	0	91	OPPONENTS							
V. Johnson	7	0	7	0/0	0/0	0	42	PUNT RETURNS							
Winder	7	6	1	0/0	0/0	0	42	Clendenen							
Elway	4	4	0	0/0	0/0	0	24	Nattiel							
Lang	4	2	2	0/0	0/0	0	24	Swanson							
Massie	4	0	4	0/0	0/0	0	24	Wilhite							
Sewell	3	2	1	0/0	0/0	0	18	Harden							
Clendenen	0	0	0	7/7	3/4	0	16	Lilly							
Dudek	2	2	0	0/0	0/0	0	12	V. Johnson							
M. Jackson	2	0	2	0/0	0/0	0	12	BRONCOS							
Micho	2	0	2	0/0	0/0	0	12	OPPONENTS							
Nattiel	2	0	2	0/0	0/0	0	12	KICKOFF RETURNS							
Boddie	1	1	0	0/0	0/0	0	6	No.							
Clark	1	0	1	0/0	0/0	0	6	Yds.							
Haynes	1	0	0	1/0	0/0	0	6	Avg.							
Hunley	1	0	0	1/0	0/0	0	6	Long							
Mobley	1	0	1	0/0	0/0	0	6	TD							
Poole	1	1	0	0/0	0/0	0	6	Bell							
Swanson	1	0	1	0/0	0/0	0	6	Swanson							
Watson	1	0	1	0/0	0/0	0	6	V. Johnson							
Ryan	0	0	0	0/0	0/0	1	2	Lang							
								Nattiel							
								Brown							
								Clark							
								Ryan							
								BRONCOS							
								OPPONENTS							

**SACKS:** Jones 7, Mecklenburg 7, Fletcher 4, Kragen 2, Lucas 2, Ryan 1.5, Tupper 1.5, Brooks 1, Hunley 1, Robbins 1, Townsend 1, Wilson 1, Bowyer 0.5, Woodard 0.5, **TOTAL 31.0**

PASSING				Att.	Comp.	Yds.	Comp. %	Yd./Att.	TD	TD%	Int	Int%	LG	Sack/Lost	Rtg.
Elway				410	224	3198	54.6	7.80	19	4.6	12	2.9	721	20/138	83.4
Karcher				102	56	628	54.9	6.16	5	4.9	4	3.9	49	5/45	73.5
Kubiak				7	3	25	42.9	3.57	0	0.0	2	28.6	17	2/14	13.1
May				5	0	0	0.0	0.00	0	0.0	1	20.0	0	0/0	0.0
McGuire				3	2	23	66.7	7.67	0	0.0	0	0.0	13	0/0	89.6
V. Johnson				1	0	0	0.0	0.00	0	0.0	0	0.0	0	0/0	39.6
Lang				1	0	0	0.0	0.00	0	0.0	0	0.0	0	1/7	39.6
Willhite				1	0	0	0.0	0.00	0	0.0	0	0.0	0	0/0	39.6
Sewell				0	0	0	0.0	—	0	0.0	0	0.0	0	0/0	0.0
BRONCOS				530	285	3874	53.8	7.31	24	4.5	19	3.6	721	30/220	77.5
OPPONENTS				456	261	3040	57.2	6.67	15	3.3	28	6.1	511	31/224	62.9

## 1987 DEFENSIVE STATS

(based on coaches' film review)

	TT	UT	A	S-YDS	I-YDS	PD	FF	FR
1 Ryan	125	96	29	15-7	3-7	2	0	1
2 Humley	104	67	37	1-3	2-64	4	1	0
3 Mecklenburg	97	81	16	7-47	3-23	4	2	1
4 Lilly	95	64	31	0-0	3-29	3	1	2
5 R. Jones	88	45	43	7-59	0-0	2	0	0
6 Harden	87	63	24	0-0	4-85	8	1	0
7 Kragen	78	48	30	2-3	0-0	1	0	0
8 Fletcher	70	49	21	4-30	0-0	0	0	1
9 Bowyer	61	41	20	0-5-1	0-0	2	0	0
10 Townsend	57	42	15	1-9	0-0	0	0	0
11 Robbins	51	45	6	1-14	3-9	5	0	0
12 Winn	40	28	12	0-0	0-0	1	1	1
13 Castille	38	35	3	0-0	0-0	1	0	0
14 Wilson	36	32	4	1-8	0-0	1	0	0
15 D. Smith	35	25	10	0-0	2-21	2	0	2
16 Dennison	30	22	8	0-0	1-10	3	1	0
17 Clark	28	15	13	0-0	3-105	3	0	0
18 Joiner	26	15	11	0-0	0-0	1	0	0
19 Tupper	22	18	4	1-5-0	0-0	0	0	0
20 E. Johnson	21	14	7	0-0	0-0	1	0	0
21 S. Bryan	20	14	6	0-0	0-0	0	0	0
R. Jackson	20	14	6	0-0	0-0	0	0	0
23 Lucas	15	11	4	2-18	1-11	1	0	1
24 Gilbert	14	6	8	0-0	0-0	1	1	1
25 Fitzhugh	12	11	1	0-0	0-0	1	0	0
26 Dodge	11	9	2	0-0	0-0	0	0	0
27 Woodard	10	6	4	0-5-10	0-0	0	0	0
28 Brooks	8	5	3	1-16	0-0	0	0	1
29 Rudolph	6	5	1	0-0	0-0	0	0	0
L. Jones	6	4	2	0-0	0-0	0	0	0
31 Knox	5	4	1	0-0	0-0	0	0	0
McLean	3	3	0	0-0	0-0	0	0	0
33 Lobenstein	3	3	0	0-0	0-0	0	0	0
34 Russell	2	2	0	0-0	0-0	0	0	0
M. Smith	2	1	1	0-0	0-0	0	0	0
36 D. Jones	1	1	0	0-0	0-0	0	0	0
MacDonald	1	0	1	0-0	0-0	0	0	0
38 Haynes	0	0	0	0-3-39	3	0	0	0
Munford	0	0	0	0-0	0-0	1	2	0
Plummer	0	0	0	0-0	0-0	0	1	0
TOTALS	1,330	943	387	31-225	28-403	51	10	13

## 1987 GAMES STARTED

### OFFENSE

QB Elway, John	12
QB Karcher, Ken	3
RB Caldwell, Scott	1
RB Dudak, Joe	8
RB Lang, Gene	8
RB Willite, Gerald	1
RB Winfield, Sammy	1
FB Bell, Ken	1
FB Micho, Bobby	1
WR Brown, Laron	1
WR Jackson, Mark	11
WR Johnson, Vance	9
WR Massie, Rick	9
WR Nattiel, Ricky	3
WR Swanson, Shane	2
WR Watson, Steve	1
TE Andrews, Mitch	3
TE Kay, Clarence	12
TE Mobley, Orson	1
C Bryan, Billy	4
C Lee, Larry	4
C Peavey, Jack	1
T Belcher, Kevin	1
T Kartz, Keith	3
T Lanier, Ken	12
T Studdard, Dave	14
G Ayers, John	5
G Bishop, Keith	12
G Hood, Winford	2
G Humphries, Stefan	7
G Jones, David	1
G/C Freeman, Mike	9

### DEFENSE

DE Bowyer, Walt	4
DE Bryan, Steve	3
DE Gilbert, Freddie	3
DE Jones, Rulon	12
DE Woodard, Andy	1
NT Townsend, Andre	11
NT Tupper, Jeff	3
NT/LB Kragen, Greg	9
LB Dodge, Kirk	1
LB Fletcher, Simon	11
LB Humley, Ricky	12
LB Joiner, Tim	3
LB Lucas, Tim	3
LB Mecklenburg, Karl	12
LB Ryan, Jim	14
LB Winn, Bryant	3
CB Clark, Kevin	3
CB Harden, Mike	12
CB Haynes, Mark	12
CB Johnson, Earl	3
CB Rudolph, Martin	1
CB Wilson, Steve	5
S Fitzhugh, Steve	1
S Jackson, Roger	2
S Jones, Daryl	1
S Jones, Leonard	1
S Lilly, Tony	9
S Robbins, Randy	4
S Smith, Dennis	6

## 1987 COACHES

Dan Reeves (Head Coach), Marvin Bass (Special Assistant), Rubin Carter (Asst. Defensive Line), Joe Collier (Asst. Head Coach/Defense), Chan Gailey (Wide Receivers/Tight Ends), Alex Gibbs (Offensive Line), Stan Jones (Defensive Line), Al Miller (Strength/Conditioning), Myrel Moore (Linebackers), Nick Nicolau (Running Backs), Mike Nolan (Special Teams), Mike Shanahan (Off. Coordinator/QBs), Charlie West (Def. Backs).

## 1987 LEADERS / RANKINGS

INDIVIDUAL	PLAYER	NO.	AFR RANK	NFL RANK	NFL LEADER	NO.
Points	Karlis	91	4	6	Andersen (NO)	121
Rushing Yards	Winder	741	5	11	White (LAR)	1,374
Passing Yards	Elway	3,198	3	4	Lomax (STL)	3,387
Passer Rating	Elway	83.4	7	12	Montana (SF)	102.1
Receiving Yards	V. Johnson	684	13	25	Smith (STL)	1,117
Receptions	V. Johnson	42	23	38	Smith (STL)	91
Interceptions	Harden	4	6	15	Wilburn (WAS)	9
Sacks	R. Jones	7	10	25	White (PHI)	21

OFFENSE	NO.	AFR RANK	NFL RANK	NFL LEADER	NO.
Points Per Game	25.3	2	4	San Francisco	30.6
Total Yards Per Game	374.9	1	2	San Francisco	399.1
Yards Per Play	5.3	2	4	San Francisco	5.7
Rushing Yards Per Game	131.3	6	12	San Francisco	139.8
Net Passing Yards Per Game	243.6	2	3	Miami	258.4

DEFENSE	NO.	AFR RANK	NFL RANK	NFL LEADER	NO.
Points Per Game	19.3	3	7	Indianapolis	15.9
Total Yards Per Game	320.9	5	9	San Francisco	273.0
Yards Per Play	5.1	9	19	Chicago	4.3
Rushing Yards Per Game	134.5	9	20	Chicago	94.2
Net Passing Yards Per Game	186.4	4	5	San Francisco	165.6

## 1987 KEY AWARDS

**Pro Bowl (3):** G Keith Bishop, QB John Elway, LB Karl Mecklenburg.  
**AP All-Pro (2):** QB John Elway (second team), LB Karl Mecklenburg (second team).  
**AP NFL MVP:** QB John Elway.

## 1987 NFL STANDINGS

### AFC EAST

Team	W	L	T	Pct	PF	PA
y-Indianapolis	9	6	0	.600	300	238
New England	8	7	0	.533	320	293
Miami	8	7	0	.533	362	335
Buffalo	7	8	0	.467	270	305
New York Jets	6	9	0	.400	334	360

### AFC CENTRAL

Team	W	L	T	Pct	PF	PA
y-Cleveland	10	5	0	.667	390	239
x-Houston	9	6	0	.600	345	349
Pittsburgh	8	7	0	.533	285	299
Cincinnati	4	11	0	.267	285	370

### AFC WEST

Team	W	L	T	Pct	PF	PA
*y-Denver	10	4	1	.700	379	288
x-Seattle	9	6	0	.600	371	314
San Diego	8	7	0	.533	253	317
L.A. Raiders	5	10	0	.333	301	289
Kansas City	4	11	0	.267	273	388

### NFC EAST

Team	W	L	T	Pct	PF	PA
y-Washington	11	4	0	.733	379	285
Dallas	7	8	0	.467	340	348
St. Louis	7	8	0	.467	362	368
Philadelphia	7	8	0	.467	337	380
New York Giants	6	9	0	.400	280	312

### NFC CENTRAL

Team	W	L	T	Pct	PF	PA
y-Chicago	11	4	0	.733	356	282
x-Minnesota	8	7	0	.533	336	335
Green Bay	5	9	1	.367	255	300
Tampa Bay	4	11	0	.267	286	360
Detroit	4	11	0	.267	269	384

### NFC WEST

Team	W	L	T	Pct	PF	PA
*y-San Francisco	13	2	0	.867	459	253
x-New Orleans	12	3	0	.800	422	283
L.A. Rams	6	9	0	.400	317	361
Atlanta	3	12	0	.200	205	436

x - Playoffs; y - Division Title; \* - Home-field Advantage

## WILD CARD PLAYOFF GAMES

1/3 - at Houston 23, Seattle 20 (OT)  
 1/3 - Minnesota 44, at New Orleans 10

## DIVISIONAL PLAYOFF GAMES

1/9 - at Cleveland 38, Indianapolis 21  
 1/9 - Minnesota 36, at San Francisco 24  
 1/10 - at Denver 34, Houston 10  
 1/10 - Washington 21, at Chicago 17

## CONFERENCE CHAMPIONSHIPS

1/17 - at Denver 38, Cleveland 33  
 1/17 - at Washington 17, Minnesota 10

## SUPER BOWL XXII (San Diego)

1/31 - Washington 42, Denver 10

# 1986 FINAL STATISTICS (II-5)

**Head Coach:** Dan Reeves    **AFC West: 1st**    **Home Stadium:** Mile High Stadium

Date	W-L	Score	Opponent	Attendance	RUSHING	No.	Yds.	Avg.	Long	TD
Sept 7	W	38-36	L.A. Raiders	75,695	Winder	240	789	3.3	31	9
Sept 15	W	21-10	at Pittsburgh	57,305	Willhite	85	365	4.3	42	5
Sept 21	W	33-7	at Philadelphia	63,839	Elway	52	257	4.9	24	1
Sept 28	W	27-20	New England	75,804	Sewell	23	123	5.3	15	1
Oct 5	W	29-14	Dallas	76,082	Lang	29	94	3.2	14	1
Oct 12	W	31-14	at San Diego	55,662	Kubiak	6	22	3.7	10	0
Oct 20	L	10-22	at New York Jets	73,759	Bell	9	17	1.9	12	0
Oct 26	W	20-13	Seattle	76,089	Johnson	5	15	3.0	6	0
Nov 2	W	21-10	at L.A. Raiders	90,153	M. Jackson	2	6	3.0	5	0
Nov 9	L	3-9	San Diego	75,012	Boddie	1	2	2.0	2	0
Nov 16	W	38-17	Kansas City	75,745	Horan	1	0	0.0	0	0
Nov 23	L	16-19	at New York Giants	75,116	Mobley	1	-1	-1.0	-1	0
Nov 30	W	34-28	Cincinnati	58,705	Norman	1	-11	-11.0	-11	0
Dec 7	L	10-37	at Kansas City	47,019	<b>BRONCOS</b>	<b>455</b>	<b>1678</b>	<b>3.7</b>	<b>42</b>	<b>17</b>
Dec 13	W	31-30	Washington	75,905	<b>OPPONENTS</b>	<b>432</b>	<b>1651</b>	<b>3.8</b>	<b>60</b>	<b>13</b>
Dec 20	L	16-41	at Seattle	63,697						

TEAM STATISTICS		Den	Opp	RECEIVING		No.	Yds.	Avg.	Long	TD
TOTAL FIRST DOWNS		319	291	Willhite	64	529	8.3	34	3	
Rushing		94	93	Watson	45	699	15.5	46	3	
Passing		184	177	M. Jackson	38	738	19.4	53	1	
Penalty		41	21	Johnson	31	363	11.7	34t	2	
3RD DOWN: MADE/ATT		92/222	75/222	Winder	26	171	6.6	20t	5	
3rd Down Pct.		41.4	33.8	Sewell	23	294	12.8	40	1	
4TH Down: Made/Att		2/5	7/15	Mobley	22	332	15.1	32	1	
4th Down Pct.		40.0	46.7	Sampson	21	259	12.3	43	0	
TOTAL NET YARDS		5216	4947	Kay	15	195	13.0	34	1	
Avg. Per Game		326.0	309.2	Lang	13	105	8.1	26	2	
Total Plays		1042	1026	Hackett	3	48	16.0	19	0	
Avg. Per Play		5.0	4.8	Bell	2	10	5.0	7	0	
NET YARDS RUSHING		1678	1651	Wilson	1	43	43.0	43t	1	
Avg. Per Game		104.9	103.2	Elway	1	23	23.0	23t	1	
Total Rushes		455	432	Studdard	1	2	2.0	2t	1	
Avg. Per Rush		3.7	3.8	BRONCOS		306	3811	12.5	53	22
NET YARDS PASSING		3538	3296	OPPONENTS		301	3755	12.5	57	21

SCORE BY PERIODS				1	2	3	4	OT	Total
BRONCOS				69	131	89	89	0	378
OPPONENTS				58	92	61	116	0	327

SCORING				TD	Ru	Pa	Rt	PAT	FG	\$	PTS
Karlis				0	0	0	0	44/45	20/28	0	104
Winder				14	9	5	0	0/0	0/0	0	84
Willhite				9	5	3	1	0/0	0/0	0	54
Lang				3	1	2	0	0/0	0/0	0	18
Harden				3	0	0	3	0/0	0/0	0	18
Watson				3	0	3	0	0/0	0/0	0	18
Elway				2	1	1	0	0/0	0/0	0	12
Sewell				2	1	1	0	0/0	0/0	0	12
Johnson				2	0	2	0	0/0	0/0	0	12
Townsend				1	0	0	1	0/0	0/0	0	6
Studdard				1	0	1	0	0/0	0/0	0	6
M. Jackson				1	0	1	0	0/0	0/0	0	6
Wilson				1	0	1	0	0/0	0/0	0	6
Woodard				1	0	0	1	0/0	0/0	0	6
Kay				1	0	1	0	0/0	0/0	0	6
Mobley				1	0	1	0	0/0	0/0	0	6
Jones				0	0	0	0	0/0	0/0	1	2
TEAM				0	0	0	0	0/0	0/0	1	2
BRONCOS				<b>45</b>	<b>17</b>	<b>22</b>	<b>6</b>	<b>44/45</b>	<b>20/28</b>	<b>2</b>	<b>378</b>
OPPONENTS				<b>36</b>	<b>13</b>	<b>21</b>	<b>2</b>	<b>35/36</b>	<b>24/32</b>	<b>0</b>	<b>327</b>

PASSING				Att.	Comp.	Yds.	Comp. %	Yd./Att.	TD	TD%	Int	Int%	LG	Sack/Lost	Rtg.
Elway				504	280	3485	55.6	6.91	19	3.8	13	2.6	53	32/233	79.0
Kubiak				38	23	249	60.5	6.55	1	2.6	3	7.9	26	3/23	55.7
Willhite				4	1	11	25.0	2.75	0	0.0	0	0.0	11	0/0	39.6
Norman				1	1	43	100.0	43.00	1	100.0	0	0.0	43t	0/0	158.3
Sewell				1	1	23	100.0	23.00	1	100.0	0	0.0	23t	3/17	158.3
Johnson				1	0	0	0.0	0.00	0	0.0	0	0.0	0	0/0	39.5
BRONCOS				<b>549</b>	<b>306</b>	<b>3811</b>	<b>55.7</b>	<b>6.94</b>	<b>22</b>	<b>4.0</b>	<b>16</b>	<b>2.9</b>	<b>53</b>	<b>38/273</b>	<b>78.7</b>
OPPONENTS				<b>545</b>	<b>301</b>	<b>3755</b>	<b>55.2</b>	<b>6.89</b>	<b>21</b>	<b>3.9</b>	<b>18</b>	<b>3.3</b>	<b>57t</b>	<b>49/459</b>	<b>75.9</b>

**SACKS:** Jones 13.5, Mecklenburg 9.5, Fletcher 5.5, Gilbert 4, Robbins 4, Woodard 3, Townsend 2.5, D. Smith 1, Ryan 1, Dennison 1, Comeaux 1, Lilly 1, T. Jackson 0.5, Hunley 0.5, Team 1, **TOTAL 49.0**

## 1986 DEFENSIVE STATS

(based on coaches' film review)

	TT	UT	A	S-YDS	I-YDS	PD	FF	FR
1 Hunley	164	99	65	0.5-0	1-22	2	2	1
2 Mecklenburg	127	83	44	9.5-96	0-0	3	1	1
3 Jones	96	52	44	13.5-152	0-0	5	1	1
4 Woodard	93	63	30	3-23	0-0	2	3	1
5 Foley	92	56	36	0-0	2-39	4	0	1
6 Ryan	91	58	33	1-5	0-0	0	1	0
7 Smith	88	66	22	1-9	1-10	12	2	1
8 Lilly	82	45	37	1-16	3-22	10	0	0
9 Wright	77	59	18	0-0	3-56	9	0	1
10 Harden	75	64	11	0-0	6-179	9	1	0
11 Townsend	70	42	28	2.5-33	0-0	0	0	1
12 Kragen	60	29	31	0-0	0-0	1	0	1
13 T. Jackson	58	45	13	0.5-0	0-0	1	1	0
14 Wilson	56	44	12	0-0	1-5	8	0	0
15 Robbins	48	40	8	4-51	0-0	6	1	2
16 Fletcher	43	26	17	5.5-41	0-0	2	0	2
17 Dennison	30	21	9	1-8	1-5	1	1	0
18 Haynes	26	16	10	0-0	0-0	1	1	0
19 Colorito	18	11	7	0-0	0-0	0	0	2
20 Gilbert	17	13	4	4-45	0-0	0	0	0
Carter	17	11	6	0-0	0-0	0	0	0
22 Hunter	3	2	1	0-0	0-0	1	0	0
23 Comeaux	1	1	0	1-9	0-0	0	2	1
<b>TOTALS</b>	<b>1,432</b>	<b>946</b>	<b>486</b>	<b>48-488</b>	<b>18-318</b>	<b>77</b>	<b>17</b>	<b>16</b>

## 1986 GAMES STARTED

### OFFENSE

		DEFENSE	
QB Elway, John	16	DE Jones, Rulon	16
RB Lang, Gene	2	DE Townsend, Andre	16
RB Sewell, Steve	2	NT Carter, Rubin	2
RB Willhite, Gerald	12	NT Kragen, Greg	14
RB Winder, Sammy	15	LB Dennison, Rick	2
WR Jackson, Mark	1	LB Fletcher, Simon	2
WR Johnson, Vance	7	LB Hunley, Ricky	15
WR Sampson, Clint	5	LB Jackson, Tom	14
WR Watson, Steve	16	LB Mecklenburg, Karl	16
TE Hackett, Joey	4	LB Ryan, Jim	14
TE Kay, Clarence	12	LB Woodard, Ken	1
TE Mobley, Orson	3	CB Harden, Mike	16
C Bryan, Billy	16	CB Wright, Louis	16
T Lanier, Ken	16	S Foley, Steve	15
T Studdard, Dave	15	S Lilly, Tony	1
G Bishop, Keith	14	S Robbins, Randy	2
G Cooper, Mark	5	S Smith, Dennis	14
G Hood, Winford	2		
G Howard, Paul	13		

## 1986 COACHES

**Dan Reeves** (Head Coach), **Marvin Bass** (Special Assistant), **Joe Collier** (Asst. Head Coach/Defense), **Chan Gailey** (Special Teams/Tight Ends), **Alex Gibbs** (Offensive Line), **Stan Jones** (Defensive Line), **Al Miller** (Strength/Conditioning), **Myrel Moore** (Linebackers), **Nick Nicolau** (Running Backs), **Mike Shanahan** (Off. Coordinator/Quarterbacks and Wide Receivers), **Charlie West** (Def. Backs).

## 1986 LEADERS / RANKINGS

INDIVIDUAL	PLAYER	NO.	AFC RANK	NFL RANK	NFL LEADER	NO.
Points	Karlis	104	3	8	Franklin (NE)	140
Rushing Yards	Winder	789	7	17	Dickerson (Rams)	1,821
Passing Yards	Elway	3,485	7	9	Marino (MIA)	4,746
Passer Rating	Elway	79.0	9	11	Kramer (MIN)	92.6
Receiving Yards	M. Jackson	738	20	35	Rice (SF)	1,570
Receptions	Willhite	64	12t	19t	Christensen (Raid.)	95
Interceptions	Harden	6	5t	11t	Lott (SF)	10
Sacks	R. Jones	13.5	4	8	Taylor (NYG)	20.5
OFFENSE		NO.	AFC RANK	NFL RANK	NFL LEADER	NO.
Points Per Game		23.6	5	6	Miami	26.9
Total Yards Per Game		326.0	9	15	Cincinnati	405.6
Yards Per Play		5.0	6t	11t	Miami	6.3
Rushing Yards Per Game		104.9	7	20	Chicago	168.8
Net Passing Yards Per Game		221.1	7	10	Miami	298.7
DEFENSE		NO.	AFC RANK	NFL RANK	NFL LEADER	NO.
Points Per Game		20.4	5	15	Chicago	11.7
Total Yards Per Game		309.2	3	9	Chicago	258.1
Yards Per Play		4.8	11t	5t	Chicago	4.1
Rushing Yards Per Game		103.2	1	5	New York Giants	80.3
Net Passing Yards Per Game		206.0	7	16	St. Louis	164.8

## 1986 KEY AWARDS

**Pro Bowl (6):** G Keith Bishop, QB John Elway, DE Rulon Jones, LB Karl Mecklenburg, S Dennis Smith, RB Sammy Winder. **AP All-Pro (2):** DE Rulon Jones (first team), LB Karl Mecklenburg (first team). **Football News AFC Player of the Year:** LB Karl Mecklenburg. **UPI AFC Defensive Player of the Year:** DE Rulon Jones.

## 1986 NFL STANDINGS

### AFC EAST

Team	W	L	T	Pct	PF	PA
y-New England	11	5	0	.688	412	307
x-New York Jets	10	6	0	.625	364	386
Miami	8	8	0	.500	430	405
Buffalo	4	12	0	.250	287	348
Indianapolis	3	13	0	.188	229	400

### AFC CENTRAL

Team	W	L	T	Pct	PF	PA
*y-Cleveland	12	4	0	.750	391	310
Cincinnati	10	6	0	.625	409	394
Pittsburgh	6	10	0	.375	307	336
Houston	5	11	0	.313	274	329

### AFC WEST

Team	W	L	T	Pct	PF	PA
y-Denver	11	5	0	.688	378	327
x-Kansas City	10	6	0	.625	358	326
Seattle	10	6	0	.625	366	293
L.A. Raiders	8	8	0	.500	323	346
San Diego	4	12	0	.250	335	396

### NFC EAST

Team	W	L	T	Pct	PF	PA
*y-New York Giants	14	2	0	.875	371	236
x-Washington	12	4	0	.750	368	296
Dallas	7	9	0	.438	346	337
Philadelphia	5	10	1	.344	256	312
St. Louis	4	11	1	.281	218	351

### NFC CENTRAL

Team	W	L	T	Pct	PF	PA
y-Chicago	14	2	0	.875	352	187
Minnesota	9	7	0	.563	398	273
Detroit	5	11	0	.313	277	326
Green Bay	4	12	0	.250	254	418
Tampa Bay	2	14	0	.125	239	473

### NFC WEST

Team	W	L	T	Pct	PF	PA
y-San Francisco	10	5	1	.656	374	247
x-L.A. Rams	10	6	0	.625	309	267
Atlanta	7	8	1	.469	280	280
New Orleans	7	9	0	.438	288	287

x - Playoffs; y - Division Title; \* - Home-field Advantage

## WILD CARD PLAYOFF GAMES

12/28 - at New York Jets 35, Kansas City 15  
12/28 - at Washington 19, L.A. Rams 7

## DIVISIONAL PLAYOFF GAMES

1/3 - at Cleveland 23, New York Jets 20 (OT)  
1/3 - Washington 27, at Chicago 13  
1/4 - at Denver 22, New England 17  
1/4 - at New York Giants 49, San Francisco 3

## CONFERENCE CHAMPIONSHIPS

1/11 - Denver 23, at Cleveland 20 (OT)  
1/11 - at New York Giants 17, Washington 0

## SUPER BOWL XXI (PASADENA, CALIF.)

1/25 - New York Giants 39, Denver 20



# 1985 FINAL STATISTICS (11-5)

Head Coach: Dan Reeves    AFC West: 2nd    Home Stadium: Mile High Stadium

Date	W-L	Score	Opponent	Attendance	RUSHING	No.	Yds.	Avg.	Long	TD
Sept 8	L	16-20	at L.A. Rams	52,522	Winder	199	714	3.6	42	8
Sept 15	W	34-23	New Orleans	74,488	Lang	84	318	3.8	26	5
Sept 22	W	44-28	at Atlanta	37,903	Sewell	82	275	3.4	16	4
Sept 29	L	26-30	Miami	73,614	Elway	50	253	5.1	22	0
Oct 6	W	31-20	Houston	74,699	Willhite	66	237	3.6	14	0
Oct 13	W	15-10	at Indianapolis	60,128	V. Johnson	10	36	3.6	14	0
Oct 20	W	13-10	Seattle (OT)	74,899	Poole	4	12	3.0	6	0
Oct 27	W	30-10	at Kansas City	68,248	Kubiak	1	6	6.0	6	0
Nov 3	L	10-30	at San Diego	57,312	Norman	1	0	0.0	0	0
Nov 11	W	17-16	San Francisco	73,173	<b>BRONCOS</b>	<b>497</b>	<b>1851</b>	<b>3.7</b>	<b>42</b>	<b>20</b>
Nov 17	W	30-24	San Diego (OT)	74,376	<b>OPPONENTS</b>	<b>475</b>	<b>1973</b>	<b>4.2</b>	<b>61t</b>	<b>10</b>
Nov 24	L	28-31	at L.A. Raiders (OT)	63,161	<b>RECEIVING</b>	<b>No.</b>	<b>Yds.</b>	<b>Avg.</b>	<b>Long</b>	<b>TD</b>
Dec 1	W	31-23	at Pittsburgh	56,797	Watson	61	915	15.0	60	5
Dec 8	L	14-17	L.A. Raiders (OT)	75,042	V. Johnson	51	721	14.1	63t	3
Dec 14	W	14-13	Kansas City	69,209	Willhite	35	297	8.5	21	1
Dec 20	W	27-24	at Seattle	56,283	Winder	31	197	6.4	24	0

TEAM STATISTICS				Den	Opp
TOTAL FIRST DOWNS				339	290
Rushing				113	103
Passing				192	168
Penalty				34	19
3RD DOWN: MADE/ATT				102/252	74/230
3rd Down Pct.				40.5	32.2
4TH DOWN: MADE/ATT				6/10	8/20
4th Down Pct.				60.0	40.0
TOTAL NET YARDS				5496	5179
Avg. Per Game				343.5	323.7
Total Plays				1152	1069
Avg. Per Play				4.8	4.8
NET YARDS RUSHING				1851	1973
Avg. Per Game				115.7	123.3
Total Rushes				497	475
Avg. Per Rush				3.7	4.2
NET YARDS PASSING				3645	3206
Avg. Per Game				227.8	200.4
Sacked/Yards Lost				38/307	47/378
Gross Yards				3952	3584
Att./Completions				617/277	547/277
Completion Pct.				53.3	50.6
Had Intercepted				23	24
Avg. Per Pass Play				5.6	5.4
PUNTS/AVERAGE				94/40.0	94/41.1
NET PUNTING AVG				34.0	34.3
TOTAL RETURN YARDAGE				1920	2003
Punt Returns/Average				46/9.3	36/8.6
Kickoff Returns/Average				52/23.1	64/21.0
Intercept. Ret./Average				24/12.1	23/14.4
PENALTIES/YARDS				85/677	91/953
FUMBLES/BALL LOST				24/8	22/12
TOUCHDOWNS				45	35
Rushing				20	10
Passing				23	22
Returns				2	3
Extra Points Made/Attempts				41/44	35/36
Field Goals Made/Attempts				23/28	26/33
TOTAL POINTS				380	329

SCORE BY PERIODS	1	2	3	4	OT	Total
<b>BRONCOS</b>	82	142	39	108	9	380
<b>OPPONENTS</b>	48	89	102	84	6	329

SCORING	TD	Ru	Pa	Rt	PAT	FG	S	PTS
Karlis	0	0	0	0	41/44	23/38	0	110
Winder	8	8	0	0	0/0	0/0	0	48
Lang	7	5	2	0	0/0	0/0	0	42
Sewell	5	4	1	0	0/0	0/0	0	30
Watson	5	0	5	0	0/0	0/0	0	30
Willhite	4	3	1	0	0/0	0/0	0	24
Sampson	4	0	4	0	0/0	0/0	0	24
V. Johnson	3	0	3	0	0/0	0/0	0	18
K. Wright	3	0	3	0	0/0	0/0	0	18
Kay	3	0	3	0	0/0	0/0	0	18
Harden	1	0	0	1	0/0	0/0	0	6
J. Wright	1	0	1	0	0/0	0/0	0	6
L. Wright	1	0	0	1	0/0	0/0	0	6
<b>BRONCOS</b>	<b>45</b>	<b>20</b>	<b>23</b>	<b>2</b>	<b>41/44</b>	<b>23/38</b>	<b>0</b>	<b>380</b>
<b>OPPONENTS</b>	<b>36</b>	<b>10</b>	<b>22</b>	<b>4</b>	<b>35/36</b>	<b>26/33</b>	<b>0</b>	<b>329</b>

PASSING	Att.	Comp.	Yds.	Comp.%	Yd./Att.	TD	TD%	Int	Int%	LG	Sack/Lost	Rtg.
Elway	605	327	3891	54.0	6.43	22	3.6	23	3.8	65t	38/307	70.0
Kubiak	5	2	61	40.0	12.20	1	20.0	0	0.0	54t	0/0	125.7
Willhite	3	0	0	0.0	0.00	0	0.0	0	0.0	0	0/0	39.5
Norman	1	0	0	0.0	0.00	0	0.0	0	0.0	0	0/0	39.5
Winder	1	0	0	0.0	0.00	0	0.0	0	0.0	0	0/0	39.5
Sewell	1	0	0	0.0	0.00	0	0.0	0	0.0	0	0/0	39.5
V. Johnson	1	0	0	0.0	0.00	0	0.0	0	0.0	0	0/0	39.5
<b>BRONCOS</b>	<b>617</b>	<b>329</b>	<b>3952</b>	<b>53.3</b>	<b>6.41</b>	<b>23</b>	<b>3.7</b>	<b>23</b>	<b>3.7</b>	<b>65t</b>	<b>38/307</b>	<b>70.0</b>
<b>OPPONENTS</b>	<b>547</b>	<b>277</b>	<b>3584</b>	<b>50.6</b>	<b>6.55</b>	<b>22</b>	<b>4.0</b>	<b>24</b>	<b>4.4</b>	<b>73</b>	<b>47/378</b>	<b>66.5</b>

RECEIVING	No.	Yds.	Avg.	Long	TD
Watson	61	915	15.0	60	5
V. Johnson	51	721	14.1	63t	3
Willhite	35	297	8.5	21	1
Winder	31	197	6.4	24	0
Kay	29	339	11.7	27	3
J. Wright	28	246	8.8	30	1
Sampson	26	432	16.6	46	4
Sewell	24	224	9.3	54t	1
Lang	23	180	7.8	24	2
B. Johnson	19	380	20.0	65t	3
Cooper	1	13	13.0	13	0
Barber	1	8	8.0	8	0
<b>BRONCOS</b>	<b>329</b>	<b>3952</b>	<b>12.0</b>	<b>65t</b>	<b>23</b>
<b>OPPONENTS</b>	<b>277</b>	<b>3584</b>	<b>12.9</b>	<b>73</b>	<b>22</b>

INTERCEPTIONS	No.	Yds.	Avg.	Long	TD
Harden	5	100	20.0	42t	1
L. Wright	5	44	8.8	24	0
Foley	3	47	15.7	29	0
D. Smith	3	46	15.3	39	0
Wilson	3	8	2.7	8	0
Lilly	2	4	2.0	4	0
Hunter	1	20	20.0	20	0
Woodard	1	18	18.0	18	0
Robbins	1	3	3.0	3	0
<b>BRONCOS</b>	<b>24</b>	<b>290</b>	<b>12.1</b>	<b>42t</b>	<b>1</b>
<b>OPPONENTS</b>	<b>23</b>	<b>332</b>	<b>14.4</b>	<b>69t</b>	<b>2</b>

PUNTING	No.	Yds.	Avg.	TB	In20	Long	B
Norman	92	3764	40.9	12	16	61	—
Team	2	0	0.0	0	0	0	0
<b>BRONCOS</b>	<b>94</b>	<b>3764</b>	<b>40.0</b>	<b>12</b>	<b>16</b>	<b>61</b>	<b>2</b>
<b>OPPONENTS</b>	<b>94</b>	<b>3868</b>	<b>41.1</b>	<b>11</b>	<b>19</b>	<b>68</b>	<b>2</b>

PUNT RETURNS	No.	FC	Yds.	Avg.	Long	TD
V. Johnson	30	6	260	8.7	38	0
Willhite	16	5	169	10.6	18	0
<b>BRONCOS</b>	<b>46</b>	<b>11</b>	<b>429</b>	<b>9.3</b>	<b>38</b>	<b>0</b>
<b>OPPONENTS</b>	<b>38</b>	<b>17</b>	<b>325</b>	<b>8.6</b>	<b>30</b>	<b>0</b>

KICKOFF RETURNS	No.	Yds.	Avg.	Long	TD
V. Johnson	30	740	24.7	39	0
Lang	17	361	21.2	33	0
Willhite	2	40	20.0	20	0
Hunter	2	33	16.5	18	0
Sewell	1	29	29.0	29	0
<b>BRONCOS</b>	<b>52</b>	<b>1203</b>	<b>23.1</b>	<b>39</b>	<b>0</b>
<b>OPPONENTS</b>	<b>64</b>	<b>1346</b>	<b>21.0</b>	<b>98t</b>	<b>1</b>

FIELD GOAL BREAKDOWN	Distance	1-19	20-29	30-39	40-49	50+	Total
Karlis	2/2	7/9	6/11	8/11	0/5	23/38	
<b>OPPONENTS</b>	<b>1/1</b>	<b>11/11</b>	<b>10/10</b>	<b>3/8</b>	<b>1/3</b>	<b>26/33</b>	

**KARLIS:** (24G) (43G,48G) (42G,25G,47G) (43G, 34G) (37G,51N,51N) (43N,32G,30G,18G,28N) (33N,52N,56N,45G,24G) (24G,23G,19G) (38N,50N,36G) (48N,24G) (28N,34G) (49N) (42G,39N) (35N) () (25G,34N,43G)

**SACKS:** Mecklenburg 13, Jones 10, Chavous 6, Townsend 5, D. Smith 4, Woodard 3, Kragen 2, Fletcher 1, Carter 1, Harden 1, Ryan 1, **TOTAL 47.0**

## 1985 DEFENSIVE STATS

(based on unofficial press box statistics)

	TT	UT	A	S-YDS	I-YDS	PD	FF	FR
1 Harden	82	72	10	1-11	5-100	18	0	2
2 Busick	81	64	17	0-0	0-0	2	0	1
3 Woodard	79	70	9	3-32	1-18	3	0	0
4 Jones	68	58	10	10-84	0-0	1	1	3
5 Lilly	67	54	13	0-0	2-4	4	1	1
6 Smith	66	54	12	4-27	3-46	17	1	0
7 Mecklenburg	65	60	5	13-103	0-0	4	5	1
8 Ryan	58	52	6	1-8	0-0	3	0	0
9 Foley	48	38	10	0-0	3-47	7	0	0
10 Carter	47	39	8	1-7	0-0	1	1	0
11 L. Wright	44	41	3	0-0	5-44	15	0	1
12 Townsend	30	27	3	5-46	0-0	3	0	0
13 Chavous	29	23	6	6-34	0-0	0	0	2
14 T. Jackson	28	19	9	0-0	0-0	1	0	0
15 Dennison	25	22	3	0-0	0-0	0	1	0
Wilson	25	22	3	0-0	3-8	12	0	1
17 Hunter	23	19	4	0-0	1-20	1	0	0
18 Hunley	19	18	1	0-0	0-0	2	0	0
19 Fletcher	17	12	5	1-11	0-0	0	0	0
20 Robbins	16	16	0	0-0	1-3	4	0	0
21 Kragen	13	11	2	2-15	0-0	0	0	0
22 Comeaux	6	6	0	0-0	0-0	0	0	0
<b>TOTALS</b>	<b>936</b>	<b>797</b>	<b>139</b>	<b>47-378</b>	<b>24-290</b>	<b>98</b>	<b>10</b>	<b>12</b>

## 1985 GAMES STARTED

OFFENSE	DEFENSE
QB Elway, John	16 DE Chavous, Barney
RB Lang, Gene	2 DE Jones, Rulon
RB Sewell, Steve	2 DE Townsend, Andre
RB Willhite, Gerald	4 NT Carter, Rubin
RB Winder, Sammy	12 NT Kragen, Greg
WR Johnson, Butch	7 LB Busick, Steve
WR Johnson, Vance	8 LB Dennison, Rick
WR Watson, Steve	15 LB Fletcher, Simon
TE Barber, Mike	1 LB Hunley, Ricky
TE Kay, Clarence	16 LB Jackson, Tom
TE Wright, James	12 LB Mecklenburg, Karl
C Bryan, Billy	16 LB Ryan, Jim
T/TE Cooper, Mark	2 LB Woodard, Ken
T Lanier, Ken	16 CB/S Harden, Mike
T Studdard, Dave	15 CB Wilson, Steve
G Bishop, Keith	14 CB Wright, Louis
G Hood, Winford	3 S Foley, Steve
G Howard, Paul	15 S Lilly, Tony
	S Robbins, Randy
	S Smith, Dennis

## 1985 COACHES

**Dan Reeves** (Head Coach), **Marvin Bass** (Special Assistant), **Joe Collier** (Asst. Head Coach/Defense), **Chan Gailey** (Special Teams/Defensive Asst.), **Alex Gibbs** (Head Offensive Line), **Stan Jones** (Defensive Line), **Al Miller** (Strength/Conditioning), **Myrel Moore** (Linebackers), **Nick Nicolau** (Running Backs), **Mike Shanahan** (Offensive Coordinator/Quarterbacks and Wide Receivers), **Doc Ulrich** (Tight Ends/Asst. Offensive Line), **Charlie West** (Defensive Backs).

## 1985 LEADERS / RANKINGS

INDIVIDUAL	PLAYER	NO.	AFC RANK	NFL RANK	NFL LEADER	NO.
Points	Karlis	110	6	8	Butler (CHI)	144
Rushing Yards	Winder	714	14	27	Allen (Raid.)	1,759
Passing Yards	Elway	3,891	2	2	Marino (MIA)	4,137
Passer Rating	Elway	70.2	8	17	O'Brien (NYJ)	96.2
Receiving Yards	Watson	915	14	22	Largent (SEA)	1,287
Receptions	Watson	61	14	24	Craig (SF)	92
Interceptions	Harden/L. Wright	5	12	21	Walls (DAL)	9
Sacks	Mecklenburg	13	4	8	Dent (CHI)	17
<b>OFFENSE</b>	<b>NO.</b>	<b>AFC RANK</b>	<b>NFL RANK</b>	<b>NFL LEADER</b>	<b>NO.</b>	
Points Per Game	23.8	4	7	San Diego	29.2	
Total Yards Per Game	343.5	6	10	San Diego	408.4	
Yards Per Play	4.8	11	20	San Diego	5.9	
Rushing Yards Per Game	115.7	8	16	Chicago	172.6	
Net Passing Yards Per Game	227.8	4	6	San Diego	304.4	
<b>DEFENSE</b>	<b>NO.</b>	<b>AFC RANK</b>	<b>NFL RANK</b>	<b>NFL LEADER</b>	<b>NO.</b>	
Points Per Game	20.6	7	13	Chicago	12.4	
Total Yards Per Game	323.7	7	13	Chicago	258.4	
Yards Per Play	4.8	5	9	New York Giants	4.2	
Rushing Yards Per Game	123.3	7	13	Chicago	82.4	
Net Passing Yards Per Game	200.4	6	14	Washington	171.6	

## 1985 KEY AWARDS

**Pro Bowl (4):** DE Rulon Jones, LB Karl Mecklenburg, S Dennis Smith, CB Louis Wright. **AP All-Pro (2):** DE Rulon Jones (second team), LB Karl Mecklenburg (first team).

### AFC EAST

Team	W	L	T	Pct	PF	PA
y-Miami	12	4	0	.750	428	320
x-New York Jets	11	5	0	.688	393	264
x-New England	11	5	0	.688	362	290
Indianapolis	5	11	0	.313	320	386
Buffalo	2	14	0	.125	200	381

### AFC CENTRAL

Team	W	L	T	Pct	PF	PA
y-Cleveland	8	8	0	.500	287	294
Cincinnati	7	9	0	.438	441	437
Pittsburgh	7	9	0	.438	379	355
Houston	5	11	0	.313	284	412

### AFC WEST

Team	W	L	T	Pct	PF	PA
*y-L.A. Raiders	12	4	0	.750	354	308
<b>Denver</b>	<b>11</b>	<b>5</b>	<b>0</b>	<b>.688</b>	<b>380</b>	<b>329</b>
Seattle	8	8	0	.500	349	303
San Diego	8	8	0	.500	467	435
Kansas City	6	10	0	.375	317	360

### NFC EAST

Team	W	L	T	Pct	PF	PA
y-Dallas	10	6	0	.625	357	333
x-New York Giants	10	6	0	.625	399	283
Washington	10	6	0	.625	297	312
Philadelphia	7	9	0	.438	286	310
St. Louis	5	11	0	.313	278	414

### NFC CENTRAL

Team	W	L	T	Pct	PF	PA
*y-Chicago	15	1	0	.938	456	198
Green Bay	8	8	0	.500	337	355
Minnesota	7	9	0	.438	346	359
Detroit	7	9	0	.438	307	366
Tampa Bay	2	14	0	.125	294	448

### NFC WEST

Team	W	L	T	Pct	PF	PA
y-L.A. Rams	11	5	0	.688	340	277
x-San Francisco	10	6	0	.625	411	263
New Orleans	5	11	0	.313	294	401
Atlanta	4	12	0	.250	282	452

x - Wild Card Qualifier; y - Division Title; \* - Home-field Advantage

## WILD CARD PLAYOFF GAMES

12/28 - New England 26, at New York Jets 14  
12/29 - at New York Giants 17, San Francisco 3

## DIVISIONAL PLAYOFF GAMES

1/4 - at Miami 24, Cleveland 21  
1/4 - at L.A. Rams 20, Dallas 0  
1/5 - New England 27, at L.A. Raiders 20  
1/5 - at Chicago 21, New York Giants 0

## CONFERENCE CHAMPIONSHIPS

1/12 - New England 31, at Miami 14  
1/12 - at Chicago 24, L.A. Rams 0

## SUPER BOWL XX (New Orleans)

1/26 - Chicago 46, New England 10

# 1984 FINAL STATISTICS (13-3)

Head Coach: Dan Reeves    AFC West: 1st    Home Stadium: Mile High Stadium

Date	W-L	Score	Opponent	Attendance	RUSHING	No.	Yds.	Avg.	Long	TD
Sept 2	W	20-17	Cincinnati	74,178	Winder	296	1153	3.9	24	4
Sept 9	L	0-27	at Chicago	54,335	Willhite	77	371	4.8	52	2
Sept 16	W	24-14	at Cleveland	61,980	Elway	56	237	4.2	21	1
Sept 23	W	21-0	Kansas City	74,263	Parros	46	208	4.5	25	2
Sept 30	W	16-13	L.A. Raiders	74,833	Lang	8	42	5.3	15	2
Oct 7	W	28-7	at Detroit	55,836	Brewer	10	28	2.8	8	0
Oct 15	W	17-14	Green Bay	62,546	Kubiak	9	27	3.0	17	1
Oct 21	W	37-7	at Buffalo	31,204	Myles	5	7	1.4	2	0
Oct 28	W	22-19	at L.A. Raiders (OT)	91,020	Johnson	1	3	3.0	3	0
Nov 4	W	26-19	New England	74,908	<b>BRONCOS</b>	<b>508</b>	<b>2076</b>	<b>4.1</b>	<b>52</b>	<b>12</b>
Nov 11	W	16-13	at San Diego	53,162	<b>OPPONENTS</b>	<b>435</b>	<b>1664</b>	<b>3.8</b>	<b>72</b>	<b>10</b>
Nov 18	W	42-21	Minnesota	74,716	<b>RECEIVING</b>	<b>No.</b>	<b>Yds.</b>	<b>Avg.</b>	<b>Long</b>	<b>TD</b>
Nov 25	L	24-27	Seattle	74,922	Watson	69	1170	17.0	73	7
Dec 2	L	13-16	at Kansas City	38,494	Winder	44	288	6.5	21	2
Dec 9	W	16-13	San Diego	74,867	Johnson	42	587	14.0	49	6
Dec 15	W	31-14	at Seattle	64,411	Willhite	27	298	11.0	63	0

TEAM STATISTICS	Den	Opp
TOTAL FIRST DOWNS	299	311
Rushing	121	90
Passing	152	206
Penalty	26	15
3RD DOWN: MADE/ATT	68/207	84/240
3rd Down Pct.	32.9	35.0
4TH DOWN: MADE/ATT	6/7	8/23
4th Down Pct.	85.7	34.8
TOTAL NET YARDS	4935	5687
Avg. Per Game	308.4	355.4
Total Plays	1018	1123
Avg. Per Play	4.8	5.1
NET YARDS RUSHING	2076	1664
Avg. Per Game	129.8	104.0
Total Rushes	508	435
Avg. Per Rush	4.1	3.8
NET YARDS PASSING	2859	4023
Avg. Per Game	178.7	251.4
Sacked/Yards Lost	35/257	57/430
Gross Yards	3116	4453
Att./Completions	475/263	632/346
Completion Pct.	55.4	54.7
Had Intercepted	17	31
Avg. Per Pass Play	5.6	5.8
PUNTS/AVERAGE	96/40.1	81/41.5
NET PUNTING AVG	35.4	35.1
TOTAL RETURN YARDAGE	1725	1700
Punt Returns/Average	41/7.8	44/7.5
Kickoff Returns/Average	45/19.9	55/21.5
Intercept. Ret./Average	31/16.5	17/11.1
PENALTIES/YARDS	78/636	104/891
FUMBLES/BALL LOST	36/17	44/24
TOUCHDOWNS	42	26
Rushing	12	10
Passing	22	16
Returns	8	0
Extra Points Made/Attempts	38/41	26/26
Field Goals Made/Attempts	21/28	19/33
TOTAL POINTS	353	241

SCORE BY PERIODS	1	2	3	4	OT	Total
<b>BRONCOS</b>	75	125	68	82	3	353
<b>OPPONENTS</b>	49	74	45	73	0	241

SCORING	TD	Ru	Pa	Rt	PAT	FG	\$	PTS
Karlis	0	0	0	0	38/41	21/28	0	101
Watson	7	0	7	0	0/0	0/0	0	42
Winder	6	4	2	0	0/0	0/0	0	36
Johnson	6	0	6	0	0/0	0/0	0	36
Lang	3	2	1	0	0/0	0/0	0	18
Kay	3	0	3	0	0/0	0/0	0	18
Parros	2	2	0	0	0/0	0/0	0	12
Foley	2	0	0	2	0/0	0/0	0	12
Willhite	2	2	0	0	0/0	0/0	0	12
Kubiak	1	1	0	0	0/0	0/0	0	6
Robbins	1	0	0	1	0/0	0/0	0	6
Smith	1	0	0	1	0/0	0/0	0	6
Woodard	1	0	0	1	0/0	0/0	0	6
Jones	1	0	0	1	0/0	0/0	0	6
Alexander	1	0	0	1	0/0	0/0	0	6
Harden	1	0	0	1	0/0	0/0	0	6
Sampson	1	0	1	0	0/0	0/0	0	6
L. Wright	1	0	0	1	0/0	0/0	0	6
J. Wright	1	0	1	0	0/0	0/0	0	6
Elway	1	1	0	0	0/0	0/0	0	6
<b>BRONCOS</b>	<b>42</b>	<b>12</b>	<b>22</b>	<b>8</b>	<b>38/41</b>	<b>21/28</b>	<b>0</b>	<b>353</b>
<b>OPPONENTS</b>	<b>26</b>	<b>10</b>	<b>16</b>	<b>0</b>	<b>26/26</b>	<b>19/33</b>	<b>1</b>	<b>241</b>

PASSING	Att.	Comp.	Yds.	Comp. %	Yd./Att.	TD	TD %	Int	Int %	LG	Sack/Lost	Rtg.
Elway	380	214	2598	56.3	6.84	18	4.7	15	3.9	73	24/158	78.6
Kubiak	75	44	440	58.7	5.87	4	5.3	1	1.3	41	10/86	77.6
Stankavage	18	4	58	22.2	3.22	0	0.0	1	5.6	16	1/13	17.1
Willhite	2	1	20	50.0	10.00	0	0.0	0	0.0	20	0/0	85.3
<b>BRONCOS</b>	<b>475</b>	<b>263</b>	<b>3116</b>	<b>55.4</b>	<b>6.56</b>	<b>22</b>	<b>4.6</b>	<b>17</b>	<b>3.6</b>	<b>73</b>	<b>35/257</b>	<b>75.8</b>
<b>OPPONENTS</b>	<b>632</b>	<b>346</b>	<b>4453</b>	<b>54.7</b>	<b>7.05</b>	<b>16</b>	<b>2.5</b>	<b>31</b>	<b>4.9</b>	<b>80t</b>	<b>57/430</b>	<b>64.9</b>

RECEIVING	No.	Yds.	Avg.	Long	TD
Watson	69	1170	17.0	73	7
Winder	44	288	6.5	21	2
Johnson	42	587	14.0	49	6
Willhite	27	298	11.0	63	0
Sawyer	17	122	7.2	25	0
Kay	16	136	8.5	21	3
J. Wright	11	118	10.7	21	1
Sampson	9	123	13.7	25	1
Alexander	8	132	16.5	41	1
Parros	6	25	4.2	9	0
Lang	4	24	6.0	9t	1
Summers	3	32	10.7	16	0
Myles	2	22	11.0	12	0
Brewer	2	20	10.0	16	0
Kubiak	1	20	20.0	20	0
Logan	1	3	3.0	3	0
Studdard	1	-4	-4.0	-4	0
<b>BRONCOS</b>	<b>263</b>	<b>3116</b>	<b>11.8</b>	<b>73</b>	<b>22</b>
<b>OPPONENTS</b>	<b>346</b>	<b>4453</b>	<b>12.9</b>	<b>80t</b>	<b>16</b>

INTERCEPTIONS	No.	Yds.	Avg.	Long	TD
Foley	6	97	16.2	40t	1
Harden	4	79	13.2	45	1
Wilson	4	59	14.8	22	0
Smith	3	13	4.3	10	0
Mecklenburg	2	105	52.5	63	0
Robbins	2	62	31.0	62t	1
Busick	2	21	10.5	16	0
Woodard	1	27	27.0	27t	1
Jackson	1	23	23.0	23	0
Ryan	1	13	13.0	13	0
Comeaux	1	5	5.0	5	0
Lilly	1	5	5.0	5	0
L. Wright	1	1	1.0	1	0
<b>BRONCOS</b>	<b>31</b>	<b>510</b>	<b>16.5</b>	<b>63</b>	<b>4</b>
<b>OPPONENTS</b>	<b>17</b>	<b>189</b>	<b>11.1</b>	<b>35</b>	<b>0</b>

PUNTING	No.	Yds.	Avg.	TB	In20	Long	B
Norman	96	3850	40.1	6	16	83	—
<b>OPPONENTS</b>	<b>81</b>	<b>3361</b>	<b>41.5</b>	<b>10</b>	<b>20</b>	<b>62</b>	<b>—</b>

PUNT RETURNS	No.	FC	Yds.	Avg.	Long	TD
Willhite	20	9	200	10.0	35	0
Thomas	20	4	118	9.9	15	0
Wilson	1	0	0	0.0	0	0
<b>BRONCOS</b>	<b>41</b>	<b>13</b>	<b>318</b>	<b>7.8</b>	<b>35</b>	<b>0</b>
<b>OPPONENTS</b>	<b>44</b>	<b>25</b>	<b>330</b>	<b>7.5</b>	<b>24</b>	<b>0</b>

KICKOFF RETURNS	No.	Yds.	Avg.	Long	TD
Lang	19	404	21.3	38	0
Thomas	18	351	19.5	33	0
Willhite	4	109	27.3	40	0
Dennison	2	27	13.5	16	0
Harden	1	4	4.0	4	0
Smith	1	2	2.0	2	0
<b>BRONCOS</b>	<b>45</b>	<b>897</b>	<b>19.9</b>	<b>40</b>	<b>0</b>
<b>OPPONENTS</b>	<b>55</b>	<b>1181</b>	<b>21.5</b>	<b>62</b>	<b>0</b>

FIELD GOAL BREAKDOWN	1-19	20-29	30-39	40-49	50+	Total
Karlis	1/1	6/7	7/8	6/9	1/3	21/28
<b>OPPONENTS</b>	<b>1/1</b>	<b>4/7</b>	<b>3/8</b>	<b>10/13</b>	<b>1/4</b>	<b>19/33</b>

**KARLIS:** (1) (50N) (25G) (46N) (27G,32G,19G) (51N) (30G) (45G,40G,45G) (41G,24G,42N,35G) (1) (44G,45G,34N,37G) (1) (27G,25N) (22G,37G, 42N) (30G,50G,28G) (34G)

**SACKS:** Jones 11, Chavous 7.5, Mecklenburg 7, T. Jackson 6, Townsend 5, Carter 3, Bowyer 3, Dennison 3, Ryan 3, Woodard 3, Busick 1, Comeaux 1, Garnett 1, Robbins 1, D. Smith 1, Wilson 0.5, **TOTAL 57.0**

## 1984 DEFENSIVE STATS

(based on coaches' film review)

	TT	UT	A	S-YDS	I-YDS	PD	FR
1 Busick	195	112	83	1-9	2-21	4	1
2 Foley	167	108	59	0-0	6-97	10	2
3 Dennison	164	104	60	3-11	0-0	3	0
4 T. Jackson	141	89	52	6-45	0-0	13	1
5 Wright	113	98	15	0-0	1-1	14	2
6 Ryan	106	59	47	3-25	1-13	2	1
7 Jones	105	50	55	11-83	0-0	1	2
8 Harden	97	70	27	0-0	6-79	18	2
9 D. Smith	92	68	24	1-9	3-13	9	1
10 Carter	84	53	31	3-20	0-0	0	3
11 Chavous	66	40	26	7.5-42	0-0	1	0
12 Bowyer	58	35	23	3-21	0-0	0	1
13 Townsend	51	32	19	5-36	0-0	0	1
14 Woodward	49	30	19	3-32	1-27	3	0
15 Wilson	46	38	8	0.5-0	4-59	2	1
16 Mecklenburg	41	35	6	7-80	2-105	2	1
17 Garnett	41	24	17	1-6	0-0	4	1
18 Robbins	28	19	9	1-9	2-62	9	1
19 R. Jackson	17	12	5	0-0	1-23	2	0
20 Comeaux	10	7	3	1-12	1-5	0	1
21 Manor	5	2	3	0-0	0-0	0	0
22 Lilly	3	2	1	0-0	1-5	0	1
23 Hunley	1	1	0	0-0	0-0	0	0
24 A. Smith	1	1	0	0-0	0-0	0	0
<b>TOTALS</b>	<b>1,681</b>	<b>1,089</b>	<b>592</b>	<b>57-440</b>	<b>31-510</b>	<b>97</b>	<b>23</b>

## 1984 GAMES STARTED

### OFFENSE

		DEFENSE	
QB Elway, John	14	DE Bowyer, Walt	1
QB Kubiak, Gary	2	DE Chavous, Barney	15
RB Parros, Rick	2	DE Jones, Ron	16
RB Summers, Don	1	NT Carter, Rubin	15
RB Willhite, Gerald	1	NT Garnett, Scott	1
RB Winder, Sammy	15	LB Busick, Steve	16
WR Johnson, Butch	11	LB Dennison, Rick	15
WR Sampson, Clint	3	LB Jackson, Tom	16
WR Watson, Steve	15	LB Mecklenburg, Karl	1
WR Wilson, Steve	1	LB Ryan, Jim	14
TE Kay, Clarence	13	LB Woodward, Ken	2
TE Sawyer, John	8	CB Harden, Mike	16
TE Wright, Jim	9	CB Wilson, Steve	1
C Bryan, Billy	16	CB Wright, Louis	15
T Hood, Winford	2	S Foley, Steve	16
T Lanier, Ken	15	S Robbins, Randy	1
T Studdard, Dave	16	S Smith, Dennis	15
G Bishop, Keith	14		
G Cooper, Mark	4		
G Howard, Paul	14		

## 1984 COACHES

**Dan Reeves** (Head Coach), **Marvin Bass** (Head Offensive Line), **Joe Collier** (Asst. Head Coach/Defense), **Alex Gibbs** (Offensive Line), **L.J. Gorman** (Strength/Conditioning), **Stan Jones** (Defensive Line), **Myrel Moore** (Linebackers), **Nick Nicolau** (Running Backs), **Fran Polisfoot** (Tight Ends/Special Teams), **Mike Shanahan** (Wide Receivers), **Charlie West** (Defensive Backs).

## 1984 LEADERS / RANKINGS

INDIVIDUAL	PLAYER	NO.	AFC RANK	NFL RANK	NFL LEADER	NO.
Points	Karlis	101	6	121	Werschling (SF)	131
Rushing Yards	Winder	1,153	3	11	Dickerson (Rams)	1,808
Passing Yards	Elway	2,598	7	15	Marino (MIA)	5,084
Passer Rating	Elway	76.8	8	16	Marino (MIA)	108.9
Receiving Yards	Watson	1,170	4	7	Green (STL)	1,555
Receptions	Watson	69	6t	14t	Monk (WAS)	106
Interceptions	Foley/Harden	6	5t	11t	Easley (SEA)	10
Sacks	Jones	11	14t	24t	Gastineau (NYJ)	22
OFFENSE		NO.	AFC RANK	NFL RANK	NFL LEADER	NO.
Points Per Game		22.1	7	11	Miami	32.1
Total Yards Per Game		308.4	10	22	Miami	433.5
Yards Per Play		4.8	11	20t	Miami	6.5
Rushing Yards Per Game		129.8	4	10	Chicago	185.9
Net Passing Yards Per Game		178.7	13	24	Miami	313.6
DEFENSE		NO.	AFC RANK	NFL RANK	NFL LEADER	NO.
Points Per Game		15.1	1	2	San Francisco	14.2
Total Yards Per Game		355.4	12	25	Chicago	241.4
Yards Per Play		5.1	8t	16t	L.A. Raiders	4.3
Rushing Yards Per Game		104.0	2	5	Chicago	86.1
Net Passing Yards Per Game		251.4	13	27	New Orleans	153.3

## 1984 KEY AWARDS

**Pro Bowl (1):** RB Sammy Winder. **Sports Illustrated NFL Coach of the Year:** Dan Reeves. **K.C. 101 Club AFC Coach of the Year:** Dan Reeves.

## 1984 NFL STANDINGS

### AFC EAST

Team	W	L	T	Pct	PF	PA
*y-Miami	14	2	0	.875	513	298
New England	9	7	0	.563	362	352
New York Jets	7	9	0	.438	332	364
Indianapolis	4	12	0	.250	239	414
Buffalo	2	14	0	.125	250	454

### AFC CENTRAL

Team	W	L	T	Pct	PF	PA
y-Pittsburgh	9	7	0	.563	387	310
Cincinnati	8	8	0	.500	339	339
Cleveland	5	11	0	.313	250	297
Houston	3	13	0	.188	240	437

### AFC WEST

Team	W	L	T	Pct	PF	PA
y-Denver	13	3	0	.813	353	241
x-Seattle	12	4	0	.750	418	282
x-L.A. Raiders	11	5	0	.688	368	278
Kansas City	8	8	0	.500	314	324
San Diego	7	9	0	.438	394	413

### NFC EAST

Team	W	L	T	Pct	PF	PA
y-Washington	11	5	0	.688	426	310
x-New York Giants	9	7	0	.563	299	301
St. Louis	9	7	0	.563	423	345
Dallas	9	7	0	.563	308	308
Philadelphia	6	9	1	.406	278	320

### NFC CENTRAL

Team	W	L	T	Pct	PF	PA
y-Chicago	10	6	0	.625	325	248
Green Bay	8	8	0	.500	390	309
Tampa Bay	6	10	0	.375	335	380
Detroit	4	11	1	.281	283	408
Minnesota	3	13	0	.188	276	484

### NFC WEST

Team	W	L	T	Pct	PF	PA
*y-San Francisco	15	1	0	.938	475	227
x-L.A. Rams	10	6	0	.625	346	316
New Orleans	7	9	0	.438	298	361
Atlanta	4	12	0	.250	281	382

x - Wild Card Qualifier; y - Division Title; \* - Home-field Advantage

## WILD CARD PLAYOFF GAMES

12/22 - at Seattle 13, L.A. Raiders 7

12/23 - New York Giants 16, at L.A. Rams 13

## DIVISIONAL PLAYOFF GAMES

12/29 - at Miami 31, Seattle 10

12/29 - at San Francisco 21, New York Giants 10

12/30 - Pittsburgh 24, at Denver 17

12/30 - Chicago 23, at Washington 19

## CONFERENCE CHAMPIONSHIPS

1/6 - at Miami 45, Pittsburgh 28

1/6 - at San Francisco 23, Chicago 0

## SUPER BOWL XIX (STANFORD, CALIF.)

1/20 - San Francisco 38, Miami 16

# 1983 FINAL STATISTICS (9-7)

**Head Coach:** Dan Reeves    **AFC West:** 3rd    **Home Stadium:** Mile High Stadium

Date	W-L	Score	Opponent	Attendance	RUSHING	No.	Yds.	Avg.	Long	TD
Sept 4	W	14-10	at Pittsburgh	58,233	Winder	196	757	3.9	52	3
Sept 11	W	17-10	at Baltimore	52,613	Poole	81	246	3.0	19	4
Sept 18	L	10-13	Philadelphia	74,202	Preston	57	222	3.9	28	1
Sept 25	L	7-22	L.A. Raiders	74,289	Willhite	43	188	4.4	24t	3
Oct 2	L	14-31	at Chicago	58,210	Elway	28	146	5.2	23	1
Oct 9	W	26-14	at Houston	58,210	Parros	30	96	3.2	13	1
Oct 16	W	24-17	Cincinnati	74,305	Myles	8	52	6.5	16	0
Oct 23	W	14-6	San Diego	74,581	DeBerg	13	28	2.2	11	1
Oct 30	W	27-24	Kansas City	74,640	Upchurch	6	19	3.2	9	0
Nov 6	L	19-27	at Seattle	61,189	Kubiak	4	17	4.3	8	1
Nov 13	L	20-22	at L.A. Raiders	51,945	Watson	3	17	5.7	10	0
Nov 20	W	38-27	Seattle	74,710	Prestridge	1	7	7.0	7	0
Nov 27	L	7-31	at San Diego	43,650	J. Wright	1	-11	-11.0	-11	0
Dec 4	W	27-6	Cleveland	70,912	<b>BRONCOS</b>	<b>471</b>	<b>1784</b>	<b>3.8</b>	<b>52</b>	<b>15</b>
Dec 11	W	21-19	Baltimore	74,854	<b>OPPONENTS</b>	<b>509</b>	<b>1938</b>	<b>3.8</b>	<b>29</b>	<b>14</b>
Dec 18	L	17-48	at Kansas City	11,377						

TEAM STATISTICS		Den	Opp	RECEIVING		No.	Yds.	Avg.	Long	TD
TOTAL FIRST DOWNS		292	321	Watson	59	1133	19.2	78t	5	
Rushing		99	119	Upchurch	40	639	16.0	40	2	
Passing		155	185	Winder	23	150	6.5	17	0	
Penalty		38	17	Egloff	20	205	10.3	32	2	
3RD DOWN: MADE/ATT		68/213	92/235	Poole	20	184	9.2	23	0	
3rd Down Pct.		31.9	39.1	Preston	17	137	8.1	25	1	
TOTAL NET YARDS		4811	5609	Willhite	14	153	10.9	26t	1	
Avg. Per Game		300.7	350.6	J. Wright	13	134	10.3	23	0	
Total Plays		1025	1099	Thomas	12	182	15.2	44	0	
Avg. Per Play		4.7	5.1	Parros	12	126	10.5	33t	2	
NET YARDS RUSHING		1784	1938	Sampson	10	200	20.0	49t	3	
Avg. Per Game		111.5	121.1	Myles	7	119	17.0	33	1	
Total Rushes		471	509	Odoms	4	62	15.5	21	0	
Avg. Per Rush		3.8	3.8	Sawyer	3	42	14.0	17	0	
NET YARDS PASSING		3027	3671	BRONCOS	254	3466	13.6	78t	17	
Avg. Per Game		189.2	229.4	OPPONENTS	307	3988	13.0	72t	18	
Sacked/Yards Lost		55/439	38/317							
Gross Yards		3466	3988							
Att./Completions		499/254	552/307							
Completion Pct.		50.9	55.6							
Had Intercepted		22	27							
Avg. Per Pass Play		5.5	6.2							
PUNTS/AVERAGE		87/41.6	77/44.2							
NET PUNTING AVG		34.0	36.2							
TOTAL RETURN YARDAGE		1852	1629							
Punt Returns/Average		38/11.1	55/9.5							
Kickoff Returns/Average		56/19.2	46/17.9							
Intercept. Ret./Average		27/13.1	22/12.8							
PENALTIES/YARDS		100/804	138/1097							
FUMBLES/BALL LOST		34/19	46/20							
TOUCHDOWNS		35	36							
Rushing		34	14							
Passing		17	18							
Returns		2	4							
Extra Points Made/Attempts		33/34	34/35							
Field Goals Made/Attempts		21/25	25/33							
TOTAL POINTS		302	327							

SCORE BY PERIODS				1	2	3	4	OT	TOTAL
BRONCOS				41	80	39	142	0	302
OPPONENTS				85	87	76	79	0	327

SCORING				TD	Ru	Pa	Rt	PAT	FG	\$	PTS
Karlis				0	0	0	0	33/34	21/25	0	96
Watson				5	0	5	0	0/0	0/0	0	30
Poole				4	4	0	0	0/0	0/0	0	24
Willhite				4	3	1	0	0/0	0/0	0	24
Parros				3	1	2	0	0/0	0/0	0	18
Sampson				3	0	3	0	0/0	0/0	0	18
Winder				3	3	0	0	0/0	0/0	0	18
Egloff				2	0	2	0	0/0	0/0	0	12
Preston				2	1	1	0	0/0	0/0	0	12
Upchurch				2	0	2	0	0/0	0/0	0	12
Chavous				1	0	0	1	0/0	0/0	0	6
DeBerg				1	1	0	0	0/0	0/0	0	6
Elway				1	1	0	0	0/0	0/0	0	6
Kubiak				1	1	0	0	0/0	0/0	0	6
Myles				1	0	1	0	0/0	0/0	0	6
Thomas				1	0	0	1	0/0	0/0	0	6
Jones				0	0	0	0	0/0	0/0	1	2
BRONCOS				<b>34</b>	<b>15</b>	<b>17</b>	<b>2</b>	<b>33/34</b>	<b>21/25</b>	<b>1</b>	<b>302</b>
OPPONENTS				<b>36</b>	<b>14</b>	<b>18</b>	<b>4</b>	<b>34/36</b>	<b>25/33</b>	<b>0</b>	<b>327</b>

KICKOFF RETURNS				No.	Yds.	Avg.	Long	TD
Thomas				28	573	20.5	42	0
Wilson				24	485	20.2	32	0
Studdard				2	8	4.0	8	0
Harden				1	9	9.0	9	0
T. Jackson				1	2	2.0	2	0
BRONCOS				<b>56</b>	<b>1077</b>	<b>19.2</b>	<b>42</b>	<b>0</b>
OPPONENTS				<b>46</b>	<b>824</b>	<b>17.9</b>	<b>42</b>	<b>0</b>

FIELD GOAL BREAKDOWN				Distance	1-19	20-29	30-39	40-49	50+	Total
Karlis				0/0	7/8	7/9	6/7	1/1	21/25	
OPPONENTS				2/2	8/9	6/8	7/8	2/6	25/33	

**SACKS:** T. Jackson 5.5, D. Smith 5, Chavous 4.5, Jones 4, Manor 3, Gradishar 2.5, Mecklenburg 2, Bowyer 2, Busick 2, Woodard 2, Carter 1, R. Jackson 1, Wright 1, Latimer 0.5, **TOTAL 36.0**

PASSING				Att.	Comp.	Yds.	Comp.%	Yd./Att.	TD	TD%	Int	Int%	LG	Sack/Lost	Rtg.
Elway				259	123	1663	47.5	6.42	7	2.7	14	5.4	49t	28/218	54.9
DeBerg				215	119	1617	55.3	7.52	9	4.2	7	3.3	54	25/201	79.7
Kubiak				22	12	186	54.5	8.45	1	4.5	1	4.5	78t	2/20	78.9
Upchurch				2	0	0	0.0	0.00	0	0.0	0	0.0	0	0/0	39.5
Willhite				1	0	0	0.0	0.00	0	0.0	0	0.0	0	0/0	39.5
BRONCOS				<b>499</b>	<b>254</b>	<b>3466</b>	<b>50.9</b>	<b>6.95</b>	<b>17</b>	<b>3.4</b>	<b>22</b>	<b>4.4</b>	<b>78t</b>	<b>55/439</b>	<b>66.4</b>
OPPONENTS				<b>552</b>	<b>307</b>	<b>3988</b>	<b>55.6</b>	<b>7.22</b>	<b>18</b>	<b>3.3</b>	<b>27</b>	<b>4.9</b>	<b>72t</b>	<b>38/317</b>	<b>69.0</b>

## 1983 DEFENSIVE STATS

(based on coaches' film review)

	TT	UT	A	S-YDS	I-YDS	FR
1 Gradishar	224	133	91	2.5-20	1-5	3
2 Busick	130	71	59	2-16	0-0	0
3 Foley	124	85	39	0-0	5-28	1
T. Jackson	124	77	47	5.5-59	1-0	2
5 D. Smith	114	79	35	5-32	4-39	0
6 L. Wright	113	81	32	1-1	6-50	1
7 Ryan	102	64	38	0-0	0-0	1
8 Chavous	99	62	37	4.5-25	0-0	1
9 Harden	98	64	34	0-0	4-27	3
Carter	98	47	51	1-12	0-0	3
11 Jones	72	42	30	4-22	0-0	2
12 Manor	56	36	20	3-18	0-0	1
R. Jackson	56	29	27	1-10	1-15	0
14 Wilson	55	45	10	0-0	5-91	0
15 Latimer	51	33	18	0.5-4	0-0	0
16 Bowyer	45	27	18	2-19	0-0	1
17 Mecklenburg	24	12	12	2-20	0-0	0
18 Stachowski	21	9	12	0-0	4-39	0
19 Dennison	19	9	10	0-0	0-0	0
20 Woodard	18	15	3	2-12	0-0	2
21 Myers	11	9	2	0-0	0-0	0
22 Swenson	8	1	7	0-0	0-0	0
23 Dupree	1	1	0	0-0	0-0	0
<b>TOTALS</b>	<b>1,663</b>	<b>1,031</b>	<b>632</b>	<b>36-270</b>	<b>27-355</b>	<b>21</b>

## 1983 GAMES STARTED

OFFENSE	DEFENSE
QB DeBerg, Steve	5 DE Bowyer, Walt
QB Elway, John	10 DE Chavous, Barney
QB Kubiak, Gary	1 DE Jones, Rulon
RB Parros, Rick	5 DE Manor, Brison
RB Poole, Nathan	10 NT Carter, Rubin
RB Preston, Dave	3 NT Latimer, Don
RB Windsor, Sammy	13 LB Busick, Steve
WR Sampson, Clint	2 LB Dennison, Rick
WR Upchurch, Rick	11 LB Gradishar, Randy
WR Watson, Steve	16 LB Jackson, Tom
TE Egloff, Ron	10 LB Ryan, Jim
TE Sawyer, John	4 LB Swenson, Bob
TE Wright, Jim	6 LB Woodard, Ken
C Bryan, Billy	16 CB Harden, Mike
T Lanier, Ken	16 CB Wilson, Steve
T Studdard, Dave	16 CB Wright, Louis
G Bishop, Keith	16 S Foley, Steve
G Cooper, Mark	2 S Jackson, Roger
G Howard, Paul	14 S Smith, Dennis
	S Trimble, Steve

## 1983 COACHES

**Dan Reeves** (Head Coach), **Marvin Bass** (Special Assistant), **Joe Collier** (Asst. Head Coach/Defense), **I.J. Gorman** (Strength/Conditioning), **John Hadl** (Quarterbacks/Wide Receivers), **Stan Jones** (Defensive Line), **Myrel Moore** (Linebackers), **Nick Nicolau** (Running Backs), **Fran Polsfoot** (Tight Ends/Special Teams), **Dan Radakovich** (Offensive Line), **Charlie West** (Defensive Backs).

## 1983 LEADERS / RANKINGS

INDIVIDUAL	PLAYER	NO.	AFC RANK	NFL RANK	NFL LEADER	NO.
Points	Karlis	96	8	15	Moseley (WAS)	161
Rushing Yards	Winder	757	12	23	Dickerson (Rams)	1,808
Passing Yards	Elway	1,663	15	28	Dickey (GB)	4,458
Passer Rating	DeBerg	79.9	8	14	Bartkowski (ATL)	97.6
Receiving Yards	Watson	1,133	5	10	Quick (PHI)	1,409
Receptions	Watson	59	11	18	Christensen (Raid.)	92
Interceptions	L. Wright	6	8	15	Murphy (WAS)	9
Sacks	T. Jackson	5.5	26	62	Gastineau (NYJ)	19
OFFENSE		NO.	AFC RANK	NFL RANK	NFL LEADER	NO.
Points Per Game		18.9	10	21	Washington	33.8
Total Yards Per Game		300.7	14	26	San Diego	387.3
Yards Per Play		4.7	11	21	Green Bay	6.1
Rushing Yards Per Game		111.5	11	23	Chicago	170.4
Net Passing Yards Per Game		189.2	9	20	San Diego	291.3
DEFENSE		NO.	AFC RANK	NFL RANK	NFL LEADER	NO.
Points Per Game		20.4	5	9	Miami	15.6
Total Yards Per Game		350.6	9	21	Cincinnati	270.4
Yards Per Play		5.1	7	17	Cincinnati	4.4
Rushing Yards Per Game		121.1	4	10	Washington	80.6
Net Passing Yards Per Game		229.4	12	23	New Orleans	168.2

## 1983 KEY AWARDS

**Pro Bowl (2):** LB Randy Gradishar, CB Louis Wright. **AP All-Pro (1):** LB Randy Gradishar (second team).

## 1983 NFL STANDINGS

### AFC EAST

Team	W	L	T	Pct	PF	PA
y-Miami	12	4	0	.750	389	250
New England	8	8	0	.500	274	289
Buffalo	8	8	0	.500	283	351
Baltimore	7	9	0	.438	264	354
New York Jets	7	9	0	.438	313	331

### AFC CENTRAL

Team	W	L	T	Pct	PF	PA
y-Pittsburgh	10	6	0	.625	355	303
Cleveland	9	7	0	.563	356	342
Cincinnati	7	9	0	.438	346	302
Houston	2	14	0	.125	288	460

### AFC WEST

Team	W	L	T	Pct	PF	PA
*y-L.A. Raiders	12	4	0	.750	442	338
x-Seattle	9	7	0	.563	403	397
<b>x-Denver</b>	<b>9</b>	<b>7</b>	<b>0</b>	<b>.563</b>	<b>302</b>	<b>327</b>
San Diego	6	10	0	.375	358	462
Kansas City	6	10	0	.375	386	367

### NFC EAST

Team	W	L	T	Pct	PF	PA
*y-Washington	14	2	0	.875	541	332
x-Dallas	12	4	0	.750	479	360
St. Louis	8	7	1	.531	374	428
Philadelphia	5	11	0	.313	233	322
New York Giants	3	12	1	.219	267	347

### NFC CENTRAL

Team	W	L	T	Pct	PF	PA
y-Detroit	9	7	0	.563	347	286
Green Bay	8	8	0	.500	429	439
Chicago	8	8	0	.500	311	301
Minnesota	8	8	0	.500	316	348
Tampa Bay	2	14	0	.125	241	380

### NFC WEST

Team	W	L	T	Pct	PF	PA
y-San Francisco	10	6	0	.625	432	293
x-L.A. Rams	9	7	0	.563	361	344
New Orleans	8	8	0	.500	319	337
Atlanta	7	9	0	.438	370	389

x - Wild Card Qualifier; y - Division Title; \* - Home-field Advantage

## WILD CARD PLAYOFF GAMES

12/24 - at Seattle 31, Denver 7  
12/26 - L.A. Rams 24, at Dallas 17

## DIVISIONAL PLAYOFF GAMES

12/31 - Seattle 27, at Miami 20  
12/31 - at San Francisco 24, Detroit 23  
1/1 - at L.A. Raiders 38, Pittsburgh 10  
1/1 - at Washington 51, L.A. Rams 7

## CONFERENCE CHAMPIONSHIPS

1/8 - at L.A. Raiders 30, Seattle 14  
1/8 - at Washington 24, San Francisco 21

## SUPER BOWL XVIII (TAMPA, FLA.)

1/22 - L.A. Raiders 38, Washington 9



# 1982 FINAL STATISTICS (2-7)

Head Coach: Dan Reeves    AFC West: 5th    Home Stadium: Mile High Stadium

Date	W-L	Score	Opponent	Attendance	RUSHING	No.	Yds.	Avg.	Long	TD
Sept 12	L	3-23	San Diego	73,564	Willhite	70	347	5.0	23	2
Sept 19	L	24-21	San Francisco	73,899	Parros	77	277	3.6	14	1
Sept 26	W		at New Orleans	Canceled	Winder	67	259	3.9	18	1
Oct 3			Pittsburgh	Canceled	Preston	19	81	4.3	13	0
Oct 10			at New York Jets	Canceled	Poole	7	36	5.1	20	0
Oct 17			at Houston	Canceled	DeBerg	8	27	3.4	6t	1
Oct 24			L.A. Raiders	Canceled	Herrmann	3	7	2.3	6t	1
Oct 31			Buffalo	Canceled	Lytle	2	2	1.0	2	0
Nov 7			at Seattle	Resched. Jan. 2	Watson	1	-4	-4.0	-4	0
Nov 14			at Kansas City	Canceled	Wright	1	-4	-4.0	-4	0
Nov 21	L	10-17	Seattle	73,916	Upchurch	2	-10	-5.0	-3	0
Nov 28	L	20-30	at San Diego	47,629	<b>BRONCOS</b>	<b>257</b>	<b>1018</b>	<b>4.0</b>	<b>23</b>	<b>6</b>
Dec 5	L	27-34	Atlanta	73,984	<b>OPPONENTS</b>	<b>293</b>	<b>935</b>	<b>3.2</b>	<b>46</b>	<b>8</b>
Dec 12	W	27-24	at L.A. Rams	48,112						
Dec 19	L	16-37	Kansas City	74,192	<b>RECEIVING</b>	<b>No.</b>	<b>Yds.</b>	<b>Avg.</b>	<b>Long</b>	<b>TD</b>
Dec 26	L	10-27	at L.A. Raiders	44,160	Parros	37	259	7.0	24	2
Jan 2	L	11-13	at Seattle	43,145	Watson	36	555	15.4	41	2
					Upchurch	26	407	15.7	51t	3
					Willhite	26	227	8.7	27	0
					Preston	14	134	9.6	20	0
					Winder	11	83	7.5	22	0
					Egloff	10	96	9.6	17	0
					Wright	9	120	13.3	39	1
					Odoms	8	82	10.3	18	0
					Manning	3	46	15.3	30	0
					Lytle	1	10	10.0	10	0
					<b>BRONCOS</b>	<b>181</b>	<b>2019</b>	<b>11.2</b>	<b>51t</b>	<b>8</b>
					<b>OPPONENTS</b>	<b>172</b>	<b>2350</b>	<b>13.7</b>	<b>86t</b>	<b>14</b>

## TEAM STATISTICS

### TOTAL FIRST DOWNS

Rushing	52	53
Passing	103	104
Penalty	15	19

### 3RD DOWN: MADE/ATT

3rd Down Pct.	35.5	36.4
---------------	------	------

### TOTAL NET YARDS

Avg. Per Game	315.2	352.1
---------------	-------	-------

### NET YARDS RUSHING

Total Plays	592	616
-------------	-----	-----

### NET YARDS PASSING

Avg. Per Game	113.1	103.9
---------------	-------	-------

### NET YARDS RUSHING

Total Rushes	257	293
--------------	-----	-----

### NET YARDS PASSING

Avg. Per Game	202.1	248.2
---------------	-------	-------

### Sacked/Yards Lost

Gross Yards	24/200	16/116
-------------	--------	--------

### Att./Completions

Completion Pct.	58.2	56.0
-----------------	------	------

### Had Intercepted

Average per Pass Play	5.4	6.9
-----------------------	-----	-----

### PUNTS/AVERAGE

NET PUNTING AVG	37.8	31.1
-----------------	------	------

### TOTAL RETURN YARDAGE

Punt Returns/Average	21/14.5	25/9.1
----------------------	---------	--------

### Kickoff Returns/Average

Intercept. Ret./Average	40/20.5	26/20.8
-------------------------	---------	---------

### PENALTIES/YARDS

FUMBLES/BALL LOST	54/516	63/571
-------------------	--------	--------

### TOUCHDOWNS

Rushing	16	25
---------	----	----

### Passing

Returns	6	8
---------	---	---

### Extra Points Made/Attempts

Field Goals Made/Attempts	15/16	25/25
---------------------------	-------	-------

### TOTAL POINTS

	11/13	17/24
--	-------	-------

### SCORE BY PERIODS

<b>BRONCOS</b>	<b>1</b>	<b>2</b>	<b>3</b>	<b>4</b>	<b>OT</b>	<b>Total</b>
----------------	----------	----------	----------	----------	-----------	--------------

### OPPONENTS

	26	47	33	42	0	148
--	----	----	----	----	---	-----

### SCORING

TD	Ru	Pa	Rt	PAT	FG	S	PTS
----	----	----	----	-----	----	---	-----

Karlis	0	0	0	15/16	11/13	0	48
--------	---	---	---	-------	-------	---	----

Upchurch	5	0	3	2	0/0	0	30
----------	---	---	---	---	-----	---	----

Parros	3	1	2	0	0/0	0	18
--------	---	---	---	---	-----	---	----

Willhite	2	2	0	0	0/0	0	12
----------	---	---	---	---	-----	---	----

Watson	2	0	2	0	0/0	0	12
--------	---	---	---	---	-----	---	----

DeBerg	1	1	0	0	0/0	0	6
--------	---	---	---	---	-----	---	---

Winder	1	1	0	0	0/0	0	6
--------	---	---	---	---	-----	---	---

Herrmann	1	1	0	0	0/0	0	6
----------	---	---	---	---	-----	---	---

Wright	1	0	1	0	0/0	0	6
--------	---	---	---	---	-----	---	---

Boyd	0	0	0	0	0/0	1	2
------	---	---	---	---	-----	---	---

Chavous	0	0	0	0	0/0	1	2
---------	---	---	---	---	-----	---	---

<b>BRONCOS</b>	<b>16</b>	<b>6</b>	<b>8</b>	<b>2</b>	<b>15/16</b>	<b>11/13</b>	<b>2</b>
----------------	-----------	----------	----------	----------	--------------	--------------	----------

<b>OPPONENTS</b>	<b>25</b>	<b>8</b>	<b>14</b>	<b>3</b>	<b>25/25</b>	<b>17/24</b>	<b>0</b>
------------------	-----------	----------	-----------	----------	--------------	--------------	----------

### PASSING

Att.	Comp.	Yds.	Comp.%	Yd./Att.	TD	TD%	Int	Int%	LG	Sack/Lost	Rtg.
------	-------	------	--------	----------	----	-----	-----	------	----	-----------	------

DeBerg	223	131	1405	58.7	6.30	7	3.1	11	4.9	51t	16/130	67.1
--------	-----	-----	------	------	------	---	-----	----	-----	-----	--------	------

Herrmann	60	32	421	53.3	7.02	1	1.7	4	6.7	39	4/48	53.4
----------	----	----	-----	------	------	---	-----	---	-----	----	------	------

Morton	26	18	193	69.2	7.42	0	0.0	3	11.5	20	3/19	51.0
--------	----	----	-----	------	------	---	-----	---	------	----	------	------

Willhite	2	0	0	0.0	0.00	0	0.0	1	50.0	0	0/0	0.0
----------	---	---	---	-----	------	---	-----	---	------	---	-----	-----

Upchurch	0	0	0	0.0	0.00	0	0.0	0	0.0	0	1/3	39.5
----------	---	---	---	-----	------	---	-----	---	-----	---	-----	------

<b>BRONCOS</b>	<b>311</b>	<b>181</b>	<b>2019</b>	<b>58.2</b>	<b>6.49</b>	<b>8</b>	<b>2.6</b>	<b>19</b>	<b>6.1</b>	<b>51t</b>	<b>24/200</b>	<b>60.8</b>
----------------	------------	------------	-------------	-------------	-------------	----------	------------	-----------	------------	------------	---------------	-------------

<b>OPPONENTS</b>	<b>307</b>	<b>172</b>	<b>2350</b>	<b>56.0</b>	<b>7.65</b>	<b>14</b>	<b>4.6</b>	<b>12</b>	<b>3.9</b>	<b>86t</b>	<b>16/116</b>	<b>79.6</b>
------------------	------------	------------	-------------	-------------	-------------	-----------	------------	-----------	------------	------------	---------------	-------------

## RECEIVING

### BRONCOS

### OPPONENTS

## INTERCEPTIONS

### BRONCOS

### OPPONENTS

## PUNTING

### BRONCOS

### OPPONENTS

## PUNT RETURNS

### BRONCOS

### OPPONENTS

## KICKOFF RETURNS

### BRONCOS

### OPPONENTS

## FIELD GOAL BREAKDOWN

### Distance

1-19	20-29	30-39	40-49	50+	Total
------	-------	-------	-------	-----	-------

Karlis	2/2	3/3	3/4	3/4	0/0	11/13
--------	-----	-----	-----	-----	-----	-------

<b>OPPONENTS</b>	<b>3/3</b>	<b>4/6</b>	<b>3/4</b>	<b>4/5</b>	<b>3/6</b>	<b>17/24</b>
------------------	------------	------------	------------	------------	------------	--------------

## SACKS: Chavous 5, Gradishar 2, Jones 2, Manor 2, D. Smith 2, T. Jackson 1, Latimer 1, Wright 1, TOTAL 16.0

## 1982 DEFENSIVE STATS

(based on coaches' film review)

	TT	UT	A	S-YDS	I-YDS	FR
1 Gradishar	151	80	71	2-16	0-0	1
2 T. Jackson	86	47	39	1-1	1-8	0
3 Ryan	84	54	30	0-0	0-0	0
4 Evans	80	55	25	0-0	0-0	0
5 Smith	65	53	12	2-11	1-29	0
6 Jones	64	34	30	2-11	0-0	0
7 Chavous	62	35	27	5-42	0-0	0
8 L. Wright	54	44	10	1-11	2-18	1
9 Kyle	52	36	16	0-0	3-26	1
10 Harden	51	35	16	0-0	2-3	1
Carter	51	23	28	0-0	0-0	0
12 Wilson	48	33	15	0-0	2-22	1
Latimer	48	31	17	1-9	0-0	0
14 Trimble	20	12	8	0-0	0-0	0
Manor	20	10	10	2-11	0-0	0
16 Boyd	16	8	8	0-0	0-0	0
17 Thomas	14	9	5	0-0	1-0	0
18 Swenson	11	2	9	0-0	0-0	0
19 R. Jackson	5	2	3	0-0	0-0	0
Foley	5	1	4	0-0	0-0	0
21 Busick	4	1	3	0-0	0-0	0
<b>TOTALS</b>	<b>991</b>	<b>605</b>	<b>386</b>	<b>16-112</b>	<b>12-106</b>	<b>5</b>

## 1982 GAMES STARTED

OFFENSE	DEFENSE
QB DeBerg, Steve	5 DE Chavous, Barney
QB Herrmann, Mark	1 DE Jones, Rulon
QB Morton, Craig	3 NT Carter, Rubin
RB Parros, Rick	9 NT Latimer, Don
RB Preston, Dave	5 LB Evans, Larry
RB Willhite, Gerald	2 LB Gradishar, Randy
RB Winder, Sammy	2 LB Jackson, Tom
WR Upchurch, Rick	8 LB Ryan, Jim
WR Watson, Steve	9 CB Kyle, Aaron
TE Egloff, Ron	1 CB Wilson, Steve
TE Odums, Riley	6 CB Wright, Louis
TE Wright, Jim	3 S Foley, Steve
C Bryan, Billy	9 S Harden, Mike
T Lanier, Ken	9 S Smith, Dennis
T Minor, Claudie	7 S Trimble, Steve
T Uecker, Keith	2
G Glassick, Tom	9
G Studdard, Dave	9

## 1982 COACHES

**Dan Reeves** (Head Coach), **Marvin Bass** (Special Assistant), **Joe Collier** (Asst. Head Coach/Defense), **Rod Dowhower** (Offensive Coordinator/Wide Receivers), **Jerry Frei** (Offensive Line), **Stan Jones** (Defensive Line), **Richie McCabe** (Defensive Backs), **Nick Nicolau** (Running Backs), **Fran Polsto** (Tight Ends/Special Teams), **Bob Zeman** (Linebackers).

## 1982 LEADERS / RANKINGS

INDIVIDUAL	PLAYER	NO.	AFC RANK	NFL RANK	NFL LEADER	NO.
Points	Karlis	48	8	16	Benirschke (SD)	80
Rushing Yards	Willhite	347	15	28	McNeil (NYJ)	786
Passing Yards	DeBerg	1,405	8	19	Fouts (SD)	2,883
Passer Rating	DeBerg	67.2	7	20	Anderson (CIN)	95.3
Receiving Yards	Watson	555	9	12	Chandler (SD)	1,032
Receptions	Parros	37	10	15	D. Clark (SF)	60
Interceptions	Kyle	3	3t	4t	Walls (DAL)	7
Sacks	Chavous	15	11t	26t	Martin (MIN)	11.5
OFFENSE		NO.	AFC RANK	NFL RANK	NFL LEADER	NO.
Points Per Game		16.4	9	20	San Diego	32.0
Total Yards Per Game		315.2	7	15	San Diego	449.8
Yards Per Play		4.8	7t	16t	San Diego	6.6
Rushing Yards Per Game		113.1	9	17	Buffalo	152.3
Net Passing Yards Per Game		202.1	6	15	San Diego	325.2
DEFENSE		NO.	AFC RANK	NFL RANK	NFL LEADER	NO.
Points Per Game		25.1	12	25	Washington	14.2
Total Yards Per Game		352.1	11	24	Miami	256.9
Yards Per Play		5.1	9	20t	San Diego	4.2
Rushing Yards Per Game		103.9	4	7	Pittsburgh	84.7
Net Passing Yards Per Game		248.2	12	26	Miami	114.1

## 1982 KEY AWARDS

**Pro Bowl** (3): LB Randy Gradishar, P Luke Prestridge, WR Rick Upchurch. **AP All-Pro** (2): P Luke Prestridge (first team), WR Rick Upchurch (first team).

## 1982 NFL STANDINGS

(As a result of a 57-day players' strike, the 1982 NFL regular-season schedule was reduced from 16 weeks to nine. At the conclusion of the regular season, the NFL conducted a 16-team postseason Super Bowl tournament. Eight teams from each conference were seeded 1-8 based on their records during the season.)

### AFC

Team	W	L	T	Pct	PF	PA
1-L.A. Raiders	8	1	0	.889	260	200
2-Miami	7	2	0	.778	198	131
3-Cincinnati	7	2	0	.778	232	177
4-Pittsburgh	6	3	0	.667	204	146
5-San Diego	6	3	0	.667	288	221
6-New York Jets	6	3	0	.667	245	166
7-New England	5	4	0	.556	143	157
8-Cleveland	4	5	0	.444	140	182
Buffalo	4	5	0	.444	150	154
Seattle	4	5	0	.444	127	147
Kansas City	3	6	0	.333	176	184
<b>Denver</b>	<b>2</b>	<b>7</b>	<b>0</b>	<b>.222</b>	<b>148</b>	<b>226</b>
Houston	1	8	0	.111	136	245
Baltimore	0	8	1	.056	113	236

### NFC

Team	W	L	T	Pct	PF	PA
1-Washington	8	1	0	.889	190	128
2-Dallas	6	3	0	.667	226	145
3-Green Bay	5	3	1	.611	226	169
4-Minnesota	5	4	0	.556	187	198
5-Atlanta	5	4	0	.556	183	199
6-St. Louis	5	4	0	.556	135	170
7-Tampa Bay	5	4	0	.556	158	178
8-Detroit	4	5	0	.444	181	176
New Orleans	4	5	0	.444	129	160
New York Giants	4	5	0	.444	164	160
San Francisco	3	6	0	.333	209	206
Chicago	3	6	0	.333	141	174
Philadelphia	3	6	0	.333	191	195
L.A. Rams	2	7	0	.222	200	250

## FIRST ROUND PLAYOFF GAMES

- 1/8 – at Miami 28, New England 13
- 1/8 – at L.A. Raiders 27, Cleveland 10
- 1/8 – at Washington 31, Detroit 7
- 1/8 – at Green Bay 41, St. Louis 16
- 1/9 – New York Jets 44, at Cincinnati 17
- 1/9 – San Diego 31, at Pittsburgh 28
- 1/9 – at Minnesota 30, Atlanta 24
- 1/9 – at Dallas 30, Tampa Bay 17

## SECOND ROUND PLAYOFF GAMES

- 1/15 – New York Jets 17, at L.A. Raiders 14
- 1/15 – at Washington 21, Minnesota 7
- 1/16 – at Miami 34, San Diego 13
- 1/16 – at Dallas 37, Green Bay 26

## CONFERENCE CHAMPIONSHIPS

- 1/22 – at Washington 31, Dallas 17
- 1/23 – at Miami 14, New York Jets 0

## SUPER BOWL XVII (PASADENA, CALIF.)

- 1/30 – Washington 27, Miami 17

## 1981 FINAL STATISTICS (10-6)

**Head Coach:** Dan Reeves    **AFC West:** 2nd    **Home Stadium:** Mile High Stadium

Date	W-L	Score	Opponent	Attendance	RUSHING	No.	Yds.	Avg.	Long	TD
Sept 6	W	9-7	Oakland	74,796	Parros	176	749	4.3	25	2
Sept 13	L	10-13	at Seattle	58,513	Preston	183	640	3.5	23	3
Sept 20	W	28-10	Baltimore	74,804	Reed	68	156	2.3	10	0
Sept 27	W	42-24	San Diego	74,844	Canada	33	113	3.4	11	3
Oct 4	W	17-0	at Oakland	51,035	Lytle	30	106	3.5	18	4
Oct 11	W	27-21	Detroit	74,816	Upchurch	5	56	11.2	37	0
Oct 18	L	14-28	at Kansas City	74,672	DeBerg	9	40	4.4	11	0
Oct 25	L	7-9	at Buffalo	77,757	Morton	8	18	2.3	5	0
Nov 2	W	19-17	Minnesota	74,834	Wright	1	11	11.0	11	0
Nov 8	W	23-20	Cleveland (OT)	74,859	Watson	2	6	3.0	6	0
Nov 15	W	24-7	at Tampa Bay	64,518	<b>BRONCOS</b>	<b>515</b>	<b>1895</b>	<b>3.7</b>	<b>37</b>	<b>12</b>
Nov 22	L	21-38	at Cincinnati	57,207	<b>OPPONENTS</b>	<b>467</b>	<b>2005</b>	<b>4.3</b>	<b>821</b>	<b>17</b>
Nov 29	L	17-34	San Diego	51,533						
Dec 6	W	16-13	Kansas City	74,744	<b>RECEIVING</b>	<b>No.</b>	<b>Yds.</b>	<b>Avg.</b>	<b>Long</b>	<b>TD</b>
Dec 13	W	23-13	Seattle	74,527	Watson	60	1244	20.7	95t	13
Dec 20	L	24-35	at Chicago	40,125	Preston	52	507	9.8	37	0
					Odoms	38	516	13.6	28	5
					Reed	34	317	9.3	33	0
					Upchurch	32	550	17.2	63	3
					Parros	25	216	8.6	26	1
					Egloff	17	231	13.6	40	1
					Moses	15	246	16.4	30	1
					Lytle	6	47	7.8	14t	1
					Manning	3	49	16.3	34	0
					Canada	3	37	12.3	20	1
					Wright	3	22	7.3	14	1
					Studdard	1	10	10.0	10	0
					<b>BRONCOS</b>	<b>289</b>	<b>3992</b>	<b>13.8</b>	<b>95t</b>	<b>27</b>
					<b>OPPONENTS</b>	<b>267</b>	<b>3168</b>	<b>11.9</b>	<b>65t</b>	<b>13</b>

### TEAM STATISTICS

	Den	Opp
<b>TOTAL FIRST DOWNS</b>	306	268
Rushing	91	103
Passing	181	142
Penalty	34	23
<b>3RD DOWN: MADE/ATT</b>	86/230	74/219
3rd Down Pct.	37.4	33.8
<b>TOTAL NET YARDS</b>	5426	4878
Avg. Per Game	339.1	304.9
Total Plays	1062	1000
Avg. Per Play	5.1	4.9
<b>NET YARDS RUSHING</b>	1895	2005
Avg. Per Game	118.4	125.3
Total Rushes	515	467
Avg. Per Rush	3.7	4.3
<b>NET YARDS PASSING</b>	3531	2873
Avg. Per Game	220.7	179.6
Sacked/Yards Lost	61/461	36/295
Gross Yards	3992	3168
Att./Completions	485/289	497/267
Completion Pct.	59.6	53.7
Had Intercepted	21	23
Average per Pass Play	6.5	5.4
<b>PUNTS/AVERAGE</b>	86/40.4	88/43.1
<b>NET PUNTING AVG</b>	34.8	36.0
<b>TOTAL RETURN YARDAGE</b>	1584	1800
Punt Returns/Average	51/8.6	46/8.4
Kickoff Returns/Average	47/17.0	47/21.4
Intercept. Ret./Average	23/14.9	21/19.3
<b>PENALTIES/YARDS</b>	99/832	104/949
<b>FUMBLES/BALL LOST</b>	26/18	36/23
<b>TOUCHDOWNS</b>	39	35
Rushing	12	17
Passing	27	13
Returns	0	5
Extra Points Made/Attempts	36/38	34/35
Field Goals Made/Attempts	17/30	15/27
<b>TOTAL POINTS</b>	321	289

### SCORE BY PERIODS

	1	2	3	4	OT	Total
<b>BRONCOS</b>	67	91	74	86	3	321
<b>OPPONENTS</b>	63	80	71	75	0	289

### SCORING

	TD	Ru	Pa	Rt	PAT	FG	S	PTS
Steinfort	0	0	0	0	36/37	17/30	0	87
Watson	13	0	13	0	0/0	0/0	0	78
Lytle	5	4	1	0	0/0	0/0	0	30
Odoms	5	0	5	0	0/0	0/0	0	30
Canada	4	3	1	0	0/0	0/0	0	24
Upchurch	3	0	3	0	0/0	0/0	0	18
Parros	3	2	1	0	0/0	0/0	0	18
Preston	3	3	0	0	0/0	0/0	0	18
Egloff	1	0	1	0	0/0	0/0	0	6
Wright	1	0	1	0	0/0	0/0	0	6
Moses	1	0	1	0	0/0	0/0	0	6
Prestridge	0	0	0	0	0/1	0/0	0	0
<b>BRONCOS</b>	<b>39</b>	<b>12</b>	<b>27</b>	<b>0</b>	<b>36/38</b>	<b>17/30</b>	<b>0</b>	<b>321</b>
<b>OPPONENTS</b>	<b>35</b>	<b>17</b>	<b>13</b>	<b>5</b>	<b>34/35</b>	<b>15/27</b>	<b>0</b>	<b>289</b>

### PASSING

	Att.	Comp.	Yds.	Comp.%	Yd./Att.	TD	TD%	Int	Int%	LG	Sack/Lost	Rtg.
Morton	376	225	3195	59.8	8.50	21	5.6	14	3.7	95t	54/394	90.5
DeBerg	108	64	797	59.3	7.38	6	5.6	6	5.6	44	7/67	77.5
Reed	1	0	0	0.0	0.00	0	0.0	0	0.0	0	0/0	0.0
<b>BRONCOS</b>	<b>485</b>	<b>289</b>	<b>3992</b>	<b>59.6</b>	<b>8.23</b>	<b>227</b>	<b>5.6</b>	<b>21</b>	<b>4.3</b>	<b>95t</b>	<b>61/461</b>	<b>86.7</b>
<b>OPPONENTS</b>	<b>497</b>	<b>267</b>	<b>3168</b>	<b>53.7</b>	<b>6.37</b>	<b>13</b>	<b>2.6</b>	<b>23</b>	<b>4.6</b>	<b>65t</b>	<b>36/295</b>	<b>62.8</b>

### RECEIVING

	No.	Yds.	Avg.	Long	TD
Watson	60	1244	20.7	95t	13
Preston	52	507	9.8	37	0
Odoms	38	516	13.6	28	5
Reed	34	317	9.3	33	0
Upchurch	32	550	17.2	63	3
Parros	25	216	8.6	26	1
Egloff	17	231	13.6	40	1
Moses	15	246	16.4	30	1
Lytle	6	47	7.8	14t	1
Manning	3	49	16.3	34	0
Canada	3	37	12.3	20	1
Wright	3	22	7.3	14	1
Studdard	1	10	10.0	10	0
<b>BRONCOS</b>	<b>289</b>	<b>3992</b>	<b>13.8</b>	<b>95t</b>	<b>27</b>
<b>OPPONENTS</b>	<b>267</b>	<b>3168</b>	<b>11.9</b>	<b>65t</b>	<b>13</b>

### INTERCEPTIONS

	No.	Yds.	Avg.	Long	TD
Foley	5	81	16.2	24	0
Gradishar	4	38	9.5	16	0
Thompson	4	14	3.5	14	0
Swenson	3	53	17.7	32	0
Kyle	2	40	20.0	40	0
Harden	2	34	17.0	38	0
Smith	1	65	65.0	65	0
Manor	1	16	16.0	16	0
Evans	1	1	1.0	1	0
<b>BRONCOS</b>	<b>23</b>	<b>342</b>	<b>14.9</b>	<b>65</b>	<b>0</b>
<b>OPPONENTS</b>	<b>21</b>	<b>405</b>	<b>19.3</b>	<b>69t</b>	<b>4</b>

### PUNTING

	No.	Yds.	Avg.	TB	In20	Long	B
Prestridge	86	3478	40.4	5	20	67	0
<b>OPPONENTS</b>	<b>88</b>	<b>3789</b>	<b>43.1</b>	<b>9</b>	<b>18</b>	<b>71</b>	<b>1</b>

### PUNT RETURNS

	No.	FC	Yds.	Avg.	Long	TD
Manning	41	4	378	9.2	39	0
Upchurch	9	1	63	7.0	15	0
Kyle	1	0	0	0.0	0	0
<b>BRONCOS</b>	<b>51</b>	<b>5</b>	<b>441</b>	<b>8.6</b>	<b>39</b>	<b>0</b>
<b>OPPONENTS</b>	<b>46</b>	<b>17</b>	<b>388</b>	<b>8.4</b>	<b>26</b>	<b>0</b>

### KICKOFF RETURNS

	No.	Yds.	Avg.	Long	TD
Manning	26	514	19.8	31	0
Harden	11	178	16.2	23	0
Lytle	5	80	16.0	24	0
Canada	2	19	9.5	13	0
Egloff	1	7	7.0	7	0
Ryan	1	2	2.0	2	0
Preston	1	1	1.0	1	0
<b>BRONCOS</b>	<b>47</b>	<b>801</b>	<b>17.0</b>	<b>31</b>	<b>0</b>
<b>OPPONENTS</b>	<b>47</b>	<b>1007</b>	<b>21.4</b>	<b>46</b>	<b>0</b>

### FIELD GOAL BREAKDOWN

	Distance	1-19	20-29	30-39	40-49	50+	Total
Steinfort	0/0	6/9	5/11	6/8	0/2		17/30
<b>OPPONENTS</b>	<b>0/0</b>	<b>5/6</b>	<b>4/6</b>	<b>5/11</b>	<b>1/4</b>		<b>15/27</b>

**SACKS:** Jones 9.5, Chavous 4, Manor 4, Carter 3, Swenson 3, Latimer 2.5, Evans 2, Boyd 1, Gradishar 1, Thompson 1, Wright 1, **TOTAL 32.0**

## 1981 DEFENSIVE STATS

(based on coaches' film review)

	TT	UT	A	S-YDS	I-YDS	FR
1 Gradishar	258	168	90	1-8	4-38	0
2 Swenson	145	103	42	3-27	3-53	3
3 Jackson	144	95	49	4-33	0-0	1
4 Evans	126	81	45	2-10	1-1	1
5 Carter	101	67	34	3-18	0-0	1
6 Chavous	93	58	35	4-29	0-0	1
7 Thompson	91	59	32	1-9	4-14	2
8 Foley	87	53	34	0-0	5-81	1
9 Latimer	71	51	20	2.5-30	0-0	1
Jones	71	37	34	9.5-86	0-0	1
11 Kyle	68	62	6	0-0	2-40	4
12 D. Smith	45	42	3	0-0	1-65	2
13 Manor	39	27	12	4-35	1-16	0
14 Harden	37	23	14	0-0	2-34	1
15 P. Smith	35	32	3	0-0	0-0	0
16 Boyd	34	19	15	1-10	0-0	1
17 L. Wright	32	25	7	1-11	0-0	1
18 Ryan	22	15	7	0-0	0-0	0
19 Busick	1	1	0	0-0	0-0	2
Merrill	1	1	0	0-0	0-0	0
<b>TOTALS</b>	<b>1,501</b>	<b>1,019</b>	<b>482</b>	<b>36-306</b>	<b>23-342</b>	<b>23</b>

## 1981 GAMES STARTED

OFFENSE		DEFENSE	
QB Morton, Craig	16	DE Chavous, Barney	16
RB Parros, Rick	16	DE Jones, Rulon	16
RB Preston, Dave	15	NT Carter, Rubin	16
WR Moses, Haven	6	LB Evans, Larry	16
WR Upchurch, Rick	10	LB Gradishar, Randy	16
WR Watson, Steve	12	LB Jackson, Tom	16
WR Wilson, Steve	1	LB Swenson, Bob	16
TE Eglolf, Ron	5	CB Kyle, Aaron	16
TE Odoms, Riley	15	CB Smith, Dennis	5
C Bryan, Billy	13	CB Smith, Perry	3
C Hyde, Glenn	3	CB Wright, Louis	8
T Clark, Kelvin	3	S Foley, Steve	12
T Lanier, Ken	1	S Harden, Mike	4
T Minor, Claudie	13	S Thompson, Billy	16
T Studdard, Dave	16		
G Glassic, Tom	16		
G Howard, Paul	15		

## 1981 COACHES

**Dan Reeves** (Head Coach), **Joe Collier** (Defensive Coordinator), **Rod Dowhower** (Wide Receivers), **Jerry Frei** (Offensive Line), **Reed Johnson** (Special Teams), **Stan Jones** (Defensive Line), **Charlie Lee** (Running Backs), **Richie McCabe** (Defensive Backs), **Nick Nicolau** (Special Assistant), **Fran Poltfoot** (Tight Ends), **Bob Zeman** (Linebackers).

## 1981 LEADERS / RANKINGS

INDIVIDUAL	PLAYER	NO.	AFC RANK	NFL RANK	NFL LEADER	NO.
Points	Steinfort	87	6	151	Murray (DET/Seafin (DAL))	121
Rushing Yards	Parros	749	12	24	Rogers (NO)	1,674
Passing Yards	Morton	3,195	6	11	Fouts (SD)	4,802
Passer Rating	Morton	90.6	21	21	Anderson (CIN)	98.4
Receiving Yards	Watson	1,244	11	31	Jenkins (ATL)	1,358
Receptions	Watson	60	13	24	Winslow (SD)	88
Interceptions	Foley	5	61	211	Walls (DAL)	11

OFFENSE	NO.	AFC RANK	NFL RANK	NFL LEADER	NO.
Points Per Game	20.1	9	17	San Diego	29.9
Total Yards Per Game	339.1	7	14	San Diego	421.5
Yards Per Play	5.1	71	141	San Diego	6.0
Rushing Yards Per Game	118.4	11	21	Detroit	174.7
Net Passing Yards Per Game	220.7	5	8	San Diego	296.2

DEFENSE	NO.	AFC RANK	NFL RANK	NFL LEADER	NO.
Points Per Game	18.1	4	9	Philadelphia	13.8
Total Yards Per Game	304.9	2	6	Philadelphia	277.9
Yards Per Play	4.9	31	91	New York Giants	4.2
Rushing Yards Per Game	125.3	7	13	Detroit	101.4
Net Passing Yards Per Game	179.6	2	5	Philadelphia	168.5

## 1981 KEY AWARDS

**Pro Bowl (4):** LB Randy Gradishar, LB Bob Swenson, S Billy Thompson, WR Steve Watson. **AP All-Pro (2):** LB Randy Gradishar (second team), LB Bob Swenson (first team).

## 1981 NFL STANDINGS

### AFC EAST

Team	W	L	T	Pct	PF	PA
y-Miami	11	4	1	.719	345	275
x-New York Jets	10	5	1	.656	355	287
x-Buffalo	10	6	0	.625	311	276
New England	2	14	0	.125	322	370
Baltimore	2	14	0	.125	259	533

### AFC CENTRAL

Team	W	L	T	Pct	PF	PA
*y-Cincinnati	12	4	0	.750	421	304
Pittsburgh	8	8	0	.500	356	297
Houston	7	9	0	.438	281	355
Cleveland	5	11	0	.313	276	375

### AFC WEST

Team	W	L	T	Pct	PF	PA
y-San Diego	10	6	0	.625	478	390
<b>Denver</b>	<b>10</b>	<b>6</b>	<b>0</b>	<b>.625</b>	<b>321</b>	<b>289</b>
Kansas City	9	7	0	.563	343	290
Oakland	7	9	0	.438	273	343
Seattle	6	10	0	.375	322	388

### NFC EAST

Team	W	L	T	Pct	PF	PA
y-Dallas	12	4	0	.750	367	277
x-Philadelphia	10	6	0	.625	368	221
x-New York Giants	9	7	0	.563	295	257
Washington	8	8	0	.500	347	349
St. Louis	7	9	0	.438	315	408

### NFC CENTRAL

Team	W	L	T	Pct	PF	PA
y-Tampa Bay	9	7	0	.563	315	268
Detroit	8	8	0	.500	397	322
Green Bay	8	8	0	.500	324	361
Minnesota	7	9	0	.438	325	369
Chicago	6	10	0	.375	253	324

### NFC WEST

Team	W	L	T	Pct	PF	PA
*y-San Francisco	13	3	0	.813	357	250
Atlanta	7	9	0	.438	426	355
Los Angeles	6	10	0	.375	303	351
New Orleans	4	12	0	.250	207	378

x - Wild Card Qualifier; y - Division Title; \* - Home-field Advantage

## WILD CARD PLAYOFF GAMES

12/27 - Buffalo 31, at New York Jets 27  
12/27 - New York Giants 27, at Philadelphia 21

## DIVISIONAL PLAYOFF GAMES

1/2 - San Diego 41, at Miami 38 (OT)  
1/2 - at Dallas 38, Tampa Bay 0  
1/3 - at Cincinnati 28, Buffalo 21  
1/3 - at San Francisco 38, New York Giants 24

## CONFERENCE CHAMPIONSHIPS

1/10 - at Cincinnati 27, San Diego 7  
1/10 - at San Francisco 28, Dallas 27

## SUPER BOWL XVI (PONTIAC, MICH.)

1/24 - San Francisco 26, Cincinnati 21

## 1980 FINAL STATISTICS (8-8)

**Head Coach:** Red Miller    **AFC West:** 4th    **Home Stadium:** Mile High Stadium

Date	W-L	Score	Opponent	Attendance	RUSHING	No.	Yds.	Avg.	Long	TD
Sept 7	L	6-27	at Philadelphia	70,307	Jensen	101	476	4.7	32	2
Sept 14	W	41-20	Dallas	74,919	Armstrong	106	470	4.4	20	4
Sept 21	L	13-30	San Diego	74,970	Preston	111	385	3.5	19	4
Sept 29	L	14-23	at New England	59,602	Lytle	57	223	3.9	35	1
Oct 5	W	19-16	at Cleveland	81,065	Keyworth	38	127	3.3	14	1
Oct 13	W	20-17	Washington	74,657	McCutcheon	12	52	4.3	12	0
Oct 19	L	17-23	Kansas City	74,459	Upchurch	5	49	9.8	21	0
Oct 26	W	14-9	at New York Giants	67,598	Robinson	21	47	2.2	22	3
Nov 2	L	16-20	Houston	74,717	Morton	21	29	1.4	9	1
Nov 9	W	20-13	at San Diego	51,435	Moorehead	6	7	3.5	4	0
Nov 16	W	31-24	New York Jets	72,114	Knappe	6	0	0.0	9	0
Nov 23	W	36-20	Seattle	73,274	<b>BRONCOS</b>	<b>480</b>	<b>1865</b>	<b>3.9</b>	<b>35</b>	<b>16</b>
Dec 1	L	3-9	at Oakland	51,583	<b>OPPONENTS</b>	<b>554</b>	<b>2117</b>	<b>3.8</b>	<b>55</b>	<b>10</b>
Dec 7	L	14-31	at Kansas City	40,237						
Dec 14	L	21-24	Oakland	73,974						
Dec 21	W	25-17	at Seattle	51,853						

TEAM STATISTICS				Den	Opp
TOTAL FIRST DOWNS				286	303
Rushing				107	125
Passing				158	158
Penalty				21	20
3RD DOWN: MADE/ATT				84/223	91/228
3rd Down Pct.				37.7	39.9
TOTAL NET YARDS				4642	5242
Avg. Per Game				290.1	327.6
Total Plays				992	1043
Avg. Per Play				4.7	5.0
NET YARDS RUSHING				1865	2117
Avg. Per Game				116.6	132.3
Total Rushes				480	554
NET YARDS PASSING				2777	3125
Avg. Per Game				173.6	195.3
Sacked/Yards Lost				44/330	39/324
Gross Yards				3107	3449
Att./Completions				467/262	449/270
Completion Pct.				56.1	60.1
Had Intercepted				25	16
Average per Pass Play				5.4	6.4
PUNTS/AVERAGE				70/43.9	70/41.6
NET PUNTING AVG				35.9	34.1
TOTAL RETURN YARDAGE				2041	2021
Punt Returns/Average				42/9.7	52/8.5
Kickoff Returns/Average				62/20.8	55/21.6
Intercept. Ret./Average				16/21.4	25/15.6
PENALTIES/YARDS				93/899	101/850
FUMBLES/BALL LOST				25/12	26/12
TOUCHDOWNS				33	34
Rushing				16	10
Passing				14	20
Returns				3	4
Extra Points Made/Attempts				32/33	32/34
Field Goals Made/Attempts				26/34	29/40
TOTAL POINTS				310	323

SCORE BY PERIODS	1	2	3	4	OT	Total
<b>BRONCOS</b>	63	90	86	71	0	310
<b>OPPONENTS</b>	39	158	38	88	0	323

SCORING	TD	Ru	Pa	Rt	PAT	FG	\$	PTS
Steinfort	0	0	0	0	32/33	26/34	0	110
Odums	6	0	6	0	0/0	0/0	0	36
Moses	4	0	4	0	0/0	0/0	0	24
Preston	4	4	0	0	0/0	0/0	0	24
Armstrong	4	4	0	0	0/0	0/0	0	24
Robinson	3	3	0	0	0/0	0/0	0	18
Upchurch	3	0	3	0	0/0	0/0	0	18
Jensen	3	2	1	0	0/0	0/0	0	18
Lytle	1	1	0	0	0/0	0/0	0	6
Morton	1	1	0	0	0/0	0/0	0	6
Gradishar	1	0	0	1	0/0	0/0	0	6
Latimer	1	0	0	1	0/0	0/0	0	6
Keyworth	1	1	0	0	0/0	0/0	0	6
Thompson	1	0	0	1	0/0	0/0	0	6
Jones	0	0	0	0	0/0	0/0	1	2
<b>BRONCOS</b>	<b>33</b>	<b>16</b>	<b>14</b>	<b>3</b>	<b>32/33</b>	<b>26/34</b>	<b>1</b>	<b>310</b>
<b>OPPONENTS</b>	<b>34</b>	<b>10</b>	<b>20</b>	<b>4</b>	<b>32/34</b>	<b>29/40</b>	<b>0</b>	<b>323</b>

PASSING	Att.	Comp.	Yds.	Comp.%	Yd./Att.	TD	TD%	Int	Int%	LG	Sack/Lost	Rtg.
Morton	301	183	2150	60.8	7.14	12	4.0	13	4.3	41	26/190	77.8
Robinson	162	78	942	48.1	5.81	2	1.2	12	7.4	52	17/136	39.5
Knappe	4	1	15	25.0	3.75	0	0.0	0	0.0	15	0/0	42.7
McCutcheon	0	0	0	0.0	0.00	0	0.0	0	0.0	0	1/4	39.5
<b>BRONCOS</b>	<b>467</b>	<b>262</b>	<b>3107</b>	<b>56.1</b>	<b>6.65</b>	<b>14</b>	<b>3.0</b>	<b>25</b>	<b>5.4</b>	<b>52</b>	<b>44/330</b>	<b>64.0</b>
<b>OPPONENTS</b>	<b>449</b>	<b>270</b>	<b>3449</b>	<b>60.1</b>	<b>7.68</b>	<b>20</b>	<b>4.5</b>	<b>16</b>	<b>3.6</b>	<b>56t</b>	<b>39/324</b>	<b>84.1</b>

RECEIVING	No.	Yds.	Avg.	Long	TD
Jensen	49	377	7.7	28	1
Upchurch	46	605	13.2	35	3
Odums	39	590	15.1	30	6
Moses	38	674	17.7	33	4
Preston	35	309	8.8	36	0
Lytle	18	177	9.8	37	0
Keyworth	7	87	5.8	22	0
Armstrong	7	23	3.3	8	0
Watson	6	146	24.3	52	0
Egloff	6	85	14.2	24	0
Brunson	1	15	15.0	15	0
McCutcheon	1	12	12.0	12	0
Larson	1	7	7.0	7	0
<b>BRONCOS</b>	<b>262</b>	<b>3107</b>	<b>11.9</b>	<b>52</b>	<b>14</b>
<b>OPPONENTS</b>	<b>270</b>	<b>3449</b>	<b>12.8</b>	<b>56t</b>	<b>20</b>

INTERCEPTIONS	No.	Yds.	Avg.	Long	TD
Foley	4	115	28.8	36	0
Gradishar	2	96	48.0	93t	1
Thompson	2	49	24.5	36	0
Smith	2	3	1.5	3	0
Ryan	1	21	21.0	21	0
Harvey	1	18	18.0	18	0
Latimer	1	15	15.0	15t	1
Evans	1	13	13.0	13	0
Jackson	1	11	11.0	11	0
Nairne	1	2	2.0	2	0
<b>BRONCOS</b>	<b>16</b>	<b>343</b>	<b>21.4</b>	<b>93t</b>	<b>2</b>
<b>OPPONENTS</b>	<b>25</b>	<b>390</b>	<b>15.6</b>	<b>68t</b>	<b>2</b>

PUNTING	No.	Yds.	Avg.	TB	In20	Long	B
Prestridge	70	3076	43.9	6	10	57	0
<b>OPPONENTS</b>	<b>70</b>	<b>2914</b>	<b>41.6</b>	<b>6</b>	<b>13</b>	<b>64</b>	<b>0</b>

PUNT RETURNS	No.	FC	Yds.	Avg.	Long	TD
Upchurch	37	6	353	9.5	34	0
Harden	2	0	36	18.0	23	0
Brunson	2	0	12	6.0	12	0
Preston	1	0	7	7.0	7	0
<b>BRONCOS</b>	<b>42</b>	<b>6</b>	<b>408</b>	<b>9.7</b>	<b>34</b>	<b>0</b>
<b>OPPONENTS</b>	<b>52</b>	<b>4</b>	<b>443</b>	<b>8.5</b>	<b>75t</b>	<b>1</b>

KICKOFF RETURNS	No.	Yds.	Avg.	Long	TD
Brunson	40	923	23.1	53	0
Harden	12	214	17.8	35	0
Preston	5	106	21.2	26	0
Lytle	1	19	19.0	19	0
Moorehead	1	18	18.0	18	0
Jensen	1	5	5.0	5	0
Watson	1	5	5.0	5	0
Ryan	1	0	0.0	0	0
<b>BRONCOS</b>	<b>62</b>	<b>1290</b>	<b>20.8</b>	<b>53</b>	<b>0</b>
<b>OPPONENTS</b>	<b>55</b>	<b>1188</b>	<b>21.6</b>	<b>58</b>	<b>0</b>

FIELD GOAL BREAKDOWN	Distance	1-19	20-29	30-39	40-49	50+	Total
Steinfort	2/2	5/5	4/5	10/14	5/8	26/34	
<b>OPPONENTS</b>	<b>2/2</b>	<b>9/11</b>	<b>10/14</b>	<b>7/9</b>	<b>1/4</b>	<b>29/40</b>	

**SACKS:** Jones 11.5, Boyd 9, T. Jackson 5.5, Chavous 4.5, Carter 3.5, Manor 2, Latimer 1, Evans 1, Gradishar 1, **TOTAL 39.0**



## 1980 DEFENSIVE STATS

(based on coaches' film review)

	TT	UT	A	S-YDS	I-YDS	FR
1 Gradishar	250	150	100	1-6	2-96	0
2 Evans	170	112	58	1-9	1-13	0
3 T. Jackson	169	106	63	5.5-53	0-0	0
4 Nairne	150	109	41	0-0	1-2	2
5 Thompson	122	81	41	0-0	2-49	0
6 Carter	111	76	35	3.5-36	0-0	2
7 Foley	106	77	29	0-0	4-115	0
8 Chavous	101	55	46	4.5-40	0-0	1
9 Jones	82	47	35	11.5-98	0-0	1
10 Wright	76	59	17	0-0	0-0	2
11 Kyle	72	53	19	0-0	0-0	1
12 Latimer	71	50	21	1-8	1-15	0
13 Manor	64	40	24	2-18	0-0	1
14 Boyd	42	27	15	9-87	0-0	1
15 Rizzo	35	22	13	0-0	0-0	0
16 Ryan	29	18	11	0-0	1-21	0
17 Harvey	27	20	7	0-0	1-18	0
18 Short	24	15	9	0-0	0-0	0
19 B. Jackson	23	17	6	0-0	1-11	0
20 P. Smith	7	5	2	0-0	2-3	0
21 Harden	3	3	0	0-0	0-0	0
<b>TOTALS</b>	<b>1,734</b>	<b>1,142</b>	<b>592</b>	<b>39-355</b>	<b>16-343</b>	<b>11</b>

## 1980 GAMES STARTED

OFFENSE	DEFENSE
QB Morton, Craig	9 DE Chavous, Barney
QB Robinson, Matt	7 DE Jones, Rulon
RB Armstrong, Otis	6 DE Manor, Brison
RB Jensen, Jim	13 NT Carter, Rubin
RB Keyworth, Jon	3 LB Evans, Larry
RB Preston, Dave	10 LB Gradishar, Randy
WR Moses, Haven	14 LB Jackson, Tom
WR Upchurch, Rick	14 LB Nairne, Rob
WR Watson, Steve	1 LB Rizzo, Joe
TE Egloff, Ron	4 CB Kyle, Aaron
TE Odums, Riley	15 CB Smith, Perry
C Bryan, Billy	16 CB Wright, Louis
T Clark, Kelvin	5 S Foley, Steve
T Minor, Claudie	15 S Harvey, Maurice
T Studdard, Dave	12 S Jackson, Bernard
G Glassic, Tom	14 S Thompson, Billy
G Howard, Paul	13
G Hyde, Glenn	5

## 1980 COACHES

**Red Miller** (Head Coach), **Marv Braden** (Special Teams), **Joe Collier** (Defensive Coordinator), **Whitey Dovel** (Offensive Line), **Red Dowhower** (Offensive Coordinator), **Stan Jones** (Defensive Line), **Richie McCabe** (Defensive Backs), **Frank Polstoft** (Wide Receivers), **Paul Roach** (Offensive Backfield), **Bob Zeman** (Linebackers).

## 1980 LEADERS / RANKINGS

INDIVIDUAL	PLAYER	NO.	AFC RANK	NFL RANK	NFL LEADER	NO.
Points	Steinfurt	110	3	4	Smith (NE)	129
Rushing Yards	Jensen	476	20	39	Campbell (HOU)	1934
Passing Yards	Morton	2,150	12	24	Fouts (SD)	4,715
Passer Rating	Morton	77.8	3	10	Sipe (CLE)	91.4
Receiving Yards	Moses	674	21	37	Jefferson (SD)	1,340
Receptions	Jensen	49	14	23	Winslow (SD)	89
Interceptions	Foley	4	7	7	Hayes (OAK)	13

OFFENSE	NO.	AFC RANK	NFL RANK	NFL LEADER	NO.
Points Per Game	19.4	9	16	Dallas	28.4
Total Yards Per Game	290.1	12	25	San Diego	400.6
Yards Per Play	4.7	10	21	San Diego	5.6
Rushing Yards Per Game	116.6	12	20	Los Angeles	174.9
Net Passing Yards Per Game	173.6	10	18	San Diego	283.2

DEFENSE	NO.	AFC RANK	NFL RANK	NFL LEADER	NO.
Points Per Game	20.2	8	16	Philadelphia	13.9
Total Yards Per Game	327.6	10	15	Buffalo	256.3
Yards Per Play	5.0	9	15	Philadelphia	4.3
Rushing Yards Per Game	132.3	12	20	Philadelphia	101.1
Net Passing Yards Per Game	195.3	9	15	Washington	156.5

## 1980 KEY AWARDS

**All-Pro (2):** LB Randy Gradishar (*The Sporting News*), K Fred Steinfurt (*Pro Football Weekly*, *The Sporting News*). **Pro Football Weekly Golden Toe Award:** K Fred Steinfurt.

## 1980 NFL STANDINGS

## AFC EAST

Team	W	L	T	Pct	PF	PA
y-Buffalo	11	5	0	.688	320	260
New England	10	6	0	.625	441	325
Miami	8	8	0	.500	266	305
Baltimore	7	9	0	.438	355	387
New York Jets	4	12	0	.250	302	395

## AFC CENTRAL

Team	W	L	T	Pct	PF	PA
y-Cleveland	11	5	0	.688	357	310
x-Houston	11	5	0	.688	295	251
Pittsburgh	9	7	0	.563	352	313
Cincinnati	6	10	0	.375	244	312

## AFC WEST

Team	W	L	T	Pct	PF	PA
*y-San Diego	11	5	0	.688	418	327
x-Oakland	11	5	0	.688	364	306
Kansas City	8	8	0	.500	319	336
Denver	8	8	0	.500	310	323
Seattle	4	12	0	.250	291	408

## NFC EAST

Team	W	L	T	Pct	PF	PA
y-Philadelphia	12	4	0	.750	384	222
x-Dallas	12	4	0	.750	454	311
Washington	6	10	0	.375	261	293
St. Louis	5	11	0	.313	299	350
New York Giants	4	12	0	.250	249	425

## NFC CENTRAL

Team	W	L	T	Pct	PF	PA
y-Minnesota	9	7	0	.563	317	308
Detroit	9	7	0	.563	334	272
Chicago	7	9	0	.438	304	264
Tampa Bay	5	10	1	.344	271	341
Green Bay	5	10	1	.344	231	371

## NFC WEST

Team	W	L	T	Pct	PF	PA
*y-Atlanta	12	4	0	.750	405	272
x-Los Angeles	11	5	0	.688	424	289
San Francisco	6	10	0	.375	320	415
New Orleans	1	15	0	.063	291	487

x - Wild Card Qualifier; y - Division Title; \* - Home-field Advantage

## WILD CARD PLAYOFF GAMES

12/28 - at Oakland 27, Houston 7  
12/28 - at Dallas 34, Los Angeles 13

## DIVISIONAL PLAYOFF GAMES

1/3 - at San Diego 20, Buffalo 14  
1/3 - at Philadelphia 31, Minnesota 16  
1/4 - Oakland 14, at Cleveland 12  
1/4 - Dallas 30, at Atlanta 27

## CONFERENCE CHAMPIONSHIPS

1/11 - Oakland 34, at San Diego 27  
1/11 - at Philadelphia 20, Dallas 7

## SUPER BOWL XV (NEW ORLEANS)

1/25 - Oakland 27, Philadelphia 10



## 1979 FINAL STATISTICS (10-6)

Head Coach: Red Miller    AFC West: 2nd    Home Stadium: Mile High Stadium

Date	W-L	Score	Opponent	Attendance	RUSHING	No.	Yds.	Avg.	Long	TD
Sept 2	W	10-0	Cincinnati	74,788	Armstrong	108	453	4.2	26	2
Sept 6	L	9-13	Los Angeles	74,884	Jensen	106	400	3.8	30	1
Sept 16	W	20-17	at Atlanta (OT)	57,677	Lytle	102	371	3.6	19	4
Sept 23	W	37-34	Seattle	74,879	Keyworth	81	323	4.0	17	1
Sept 30	L	3-27	at Oakland	52,632	Preston	43	169	3.9	18	1
Oct 7	W	7-0	San Diego	74,997	Canada	36	143	4.0	17	0
Oct 14	W	24-10	at Kansas City	74,292	Weese	18	116	6.4	20	3
Oct 22	L	7-42	at Pittsburgh	49,699	Prestridge	1	29	29.0	29	0
Oct 28	W	20-3	Kansas City	74,908	Morton	23	13	0.6	7	1
Nov 4	W	10-3	New Orleans	74,482	Upchurch	3	17	5.7	18	0
Nov 11	W	45-10	New England	74,379	Dixon	3	9	3.0	7	0
Nov 18	W	38-28	at San Francisco	42,910	Odoms	1	-7	-7.0	-7	0
Nov 25	L	10-14	Oakland	74,186	<b>BRONCOS</b>	<b>525</b>	<b>2036</b>	<b>3.8</b>	<b>30</b>	<b>13</b>
Dec 2	W	19-16	at Buffalo	37,886	<b>OPPONENTS</b>	<b>502</b>	<b>1693</b>	<b>3.4</b>	<b>72</b>	<b>16</b>
Dec 8	L	23-28	at Seattle	60,038						
Dec 17	L	7-17	at San Diego	51,906						

TEAM STATISTICS	Den	Opp
TOTAL FIRST DOWNS	306	273
Rushing	130	100
Passing	149	146
Penalty	27	27
3RD DOWN: MADE/ATT	77/222	95/248
3rd Down Pct.	34.7	38.3
TOTAL NET YARDS	5142	4852
Avg. Per Game	321.4	303.3
Total Plays	1044	1033
Avg. Per Play	4.9	4.7
NET YARDS RUSHING	2040	1693
Avg. Per Game	127.5	105.8
Total Rushes	524	502
NET YARDS PASSING	3102	3159
Avg. Per Game	193.9	197.4
Sacked/Yards Lost	44/331	19/162
Gross Yards	3433	3321
Att./Completions	476/296	512/296
Completion Pct.	54.6	57.8
Had Intercepted	23	19
PUNTS/AVERAGE	89/39.9	88/42.1
NET PUNTING AVG	33.0	34.1
PENALTIES/YARDS	116/1006	118/1033
FUMBLES/BALL LOST	35/18	30/19
TOUCHDOWNS	36	31
Rushing	13	16
Passing	18	11
Returns	5	4
TOTAL POINTS	289	262

SCORE BY PERIODS	1	2	3	4	OT	Total
<b>BRONCOS</b>	64	83	99	40	3	289
<b>OPPONENTS</b>	37	107	44	74	0	262

SCORING	TD	Ru	Pa	Rt	PAT	FG	\$	PTS
Turner	0	0	0	0	32/34	13/21	0	71
Upchurch	7	0	7	0	0/0	0/0	0	42
Moses	6	0	6	0	0/0	0/0	0	36
Lytle	4	4	0	0	0/0	0/0	0	24
Weese	3	3	0	0	0/0	0/0	0	18
Armstrong	3	2	1	0	0/0	0/0	0	18
Preston	2	1	1	0	0/0	0/0	0	12
Jensen	2	1	1	0	0/0	0/0	0	12
Morton	1	1	0	0	0/0	0/0	0	6
Keyworth	1	1	0	0	0/0	0/0	0	6
Odoms	1	0	1	0	0/0	0/0	0	6
Studdard	1	0	1	0	0/0	0/0	0	6
Swenson	1	0	0	1	0/0	0/0	0	6
Nairne	1	0	0	1	0/0	0/0	0	6
Thompson	1	0	0	1	0/0	0/0	0	6
Wright	1	0	0	1	0/0	0/0	0	6
Carter	1	0	0	1	0/0	0/0	0	6
TEAM	0	0	0	0	0/0	0/0	1	2
<b>BRONCOS</b>	<b>36</b>	<b>13</b>	<b>18</b>	<b>5</b>	<b>32/34</b>	<b>13/21</b>	<b>1</b>	<b>289</b>
<b>OPPONENTS</b>	<b>31</b>	<b>16</b>	<b>11</b>	<b>4</b>	<b>31/31</b>	<b>15/26</b>	<b>0</b>	<b>262</b>

RECEIVING	No.	Yds.	Avg.	Long	TD
Upchurch	64	937	14.6	47	7
Moses	54	943	17.5	64t	6
Odoms	40	638	16.0	45	1
Jensen	19	144	7.6	25t	1
Preston	19	137	7.2	19	1
Lytle	13	93	7.2	12	0
Watson	6	83	13.8	22	0
Egloff	5	70	14.0	22	0
Dolbin	3	74	24.7	45	0
Canada	3	36	12.0	15	0
Turner	1	6	6.0	6	0
Studdard	1	2	2.0	2t	1
<b>BRONCOS</b>	<b>260</b>	<b>3433</b>	<b>13.2</b>	<b>64t</b>	<b>18</b>
<b>OPPONENTS</b>	<b>296</b>	<b>3321</b>	<b>11.2</b>	<b>65</b>	<b>11</b>

INTERCEPTIONS	No.	Yds.	Avg.	Long	TD
Foley	6	14	2.3	7	0
Thompson	4	57	14.3	28	0
Swenson	3	0	0.0	0	0
Rizzo	2	25	12.5	25	0
Wright	2	20	10.0	15	0
T. Jackson	1	34	34.0	34	0
West	1	26	26.0	26	0
B. Jackson	0	*13	—	13	0
<b>BRONCOS</b>	<b>19</b>	<b>189</b>	<b>9.9</b>	<b>34</b>	<b>0</b>
<b>OPPONENTS</b>	<b>23</b>	<b>291</b>	<b>12.7</b>	<b>50t</b>	<b>1</b>

\*return yardage gained by lateral

PUNTING	No.	Yds.	Avg.	TB	In20	Long	B
Prestridge	89	3555	39.9	7	17	63	0
<b>OPPONENTS</b>	<b>88</b>	<b>3705</b>	<b>42.1</b>	<b>15</b>	<b>20</b>	<b>62</b>	<b>0</b>

PUNT RETURNS	No.	FC	Yds.	Avg.	Long	TD
Upchurch	30	5	304	10.1	44	0
Preston	7	1	78	11.1	22	0
Pane	5	3	20	4.0	10	0
West	1	0	-1	-1.0	-1	0
<b>BRONCOS</b>	<b>43</b>	<b>9</b>	<b>401</b>	<b>9.3</b>	<b>44</b>	<b>0</b>
<b>OPPONENTS</b>	<b>52</b>	<b>11</b>	<b>480</b>	<b>9.2</b>	<b>33</b>	<b>0</b>

KICKOFF RETURNS	No.	Yds.	Avg.	Long	TD
Pane	18	354	19.7	30	0
Preston	13	336	25.8	37	0
Upchurch	5	79	15.8	26	0
B. Jackson	4	53	13.3	21	0
Dixon	3	53	17.7	24	0
Canada	3	31	10.3	18	0
Grant	1	25	25.0	25	0
Armstrong	1	21	21.0	21	0
Kinney	1	14	14.0	14	0
Egloff	1	0	0.0	0	0
<b>BRONCOS</b>	<b>50</b>	<b>966</b>	<b>19.3</b>	<b>37</b>	<b>0</b>
<b>OPPONENTS</b>	<b>57</b>	<b>1173</b>	<b>20.6</b>	<b>85t</b>	<b>1</b>

FIELD GOAL BREAKDOWN	Distance	1-19	20-29	30-39	40-49	50+	Total
Turner	1/1	7/9	4/8	1/3	0/0	0/0	13/21
<b>OPPONENTS</b>	<b>0/0</b>	<b>9/10</b>	<b>4/7</b>	<b>2/8</b>	<b>0/1</b>	<b>15/26</b>	

TURNER: (37N,37G) ( ) (24G,32N,24G) (27G) (32N, 19G) ( ) (28G,40B) ( ) (27G,37N) (49G) (32G) (30G) (23G,22N,28N,32G) (41N,29G) ( )

SACKS: Manor 6.5, Chavous 4, T. Jackson 3.5, Evans 1.5, Latimer 1, Radford 1, Thompson 1, Grant 1, **TOTAL 19.0**

PASSING	Att.	Comp.	Yds.	Comp. %	Yd./Att.	TD	TD %	Int	Int %	LG	Sack/Lost	Rtg.
Morton	370	204	2626	55.1	7.10	16	4.3	19	5.1	64t	31/245	70.6
Weese	97	53	731	54.6	7.54	1	1.0	3	3.1	50	13/86	69.4
Penrose	5	2	44	40.0	8.80	0	0.0	1	20.0	29	0/0	70.3
Keyworth	1	1	32	100.0	32.00	1	100.0	0	0.0	32t	0/0	158.3
Preston	1	0	0	0.0	0.00	0	0.0	0	0.0	0	0/0	39.5
Upchurch	1	0	0	0.0	0.00	0	0.0	0	0.0	0	0/0	39.5
Prestridge	1	0	0	0.0	0.00	0	0.0	0	0.0	0	0/0	39.5
<b>BRONCOS</b>	<b>476</b>	<b>260</b>	<b>3433</b>	<b>54.6</b>	<b>7.21</b>	<b>18</b>	<b>3.8</b>	<b>23</b>	<b>4.8</b>	<b>64t</b>	<b>44/331</b>	<b>70.3</b>
<b>OPPONENTS</b>	<b>512</b>	<b>296</b>	<b>3321</b>	<b>57.8</b>	<b>6.49</b>	<b>11</b>	<b>2.1</b>	<b>19</b>	<b>3.7</b>	<b>65</b>	<b>19/162</b>	<b>68.8</b>

## 1979 DEFENSIVE STATS

(based on coaches' film review)

	TT	UT	A	S-YDS	I-YDS	FR
1 Gradishar	235	146	89	0-0	0-0	1
2 Swenson	163	110	53	0-0	3-0	4
3 Chavous	122	82	40	4-31	0-0	0
4 Rizzo	121	85	36	0-0	2-25	1
5 T. Jackson	107	71	36	3.5-25	1-34	2
6 Manor	102	72	30	6.5-59	0-0	1
7 Thompson	101	74	27	1-9	4-57	1
8 Carter	91	46	45	0-0	0-0	2
9 Wright	90	73	17	0-0	2-20	0
10 Foley	79	62	17	0-0	6-14	1
11 Grant	66	43	23	0.5-7	0-0	1
12 Latimer	64	44	20	1-9	0-0	1
13 Evans	59	46	13	1.5-15	0-0	0
West	59	37	22	0-0	1-26	1
15 B. Jackson	56	34	22	0-0	0-0	0
16 Nairne	46	32	14	0-0	0-0	0
17 Radford	17	9	8	1-6	0-0	1
18 Pane	6	4	2	0-0	0-0	0
19 Ryan	5	4	1	0-0	0-0	1
20 Lathrop	1	1	0	0-0	0-0	0
<b>TOTALS</b>	<b>1,590</b>	<b>1,075</b>	<b>515</b>	<b>19-161</b>	<b>19-189</b>	<b>18</b>

## 1979 GAMES STARTED

### OFFENSE

QB	RB	RB	RB	RB	WR	WR	TE	TE	C	T	T	G	G
Morton, Craig	Weese, Norris	Armstrong, Otis	Jensen, Jim	Keyworth, Jon	Lytle, Rob	Preston, Dave	Moses, Haven	Upchurch, Rick	Egloff, Ron	Odums, Riley	Bryan, Billy	Minor, Claudie	Studdard, Dave
10	6	1	7	4	12	3	16	16	4	12	16	16	16
DE Chavous, Barney	DE Manor, Brison	NT Carter, Rubin	NT Latimer, Don	LB Evans, Larry	LB Gradishar, Randy	LB Jackson, Tom	LB Nairne, Rob	LB Rizzo, Joe	LB Swenson, Bob	CB Foley, Steve	CB Wright, Louis	S Jackson, Bernard	S Thompson, Billy
16	15	1	1	4	15	13	4	12	16	16	9	16	7
S West, Charlie													

## 1979 COACHES

**Red Miller** (Head Coach), **Marv Braden** (Special Teams), **Joe Collier** (Defensive Coordinator), **Whitley Dovel** (Offensive Line), **Stan Jones** (Defensive Line), **Richie McCabe** (Defensive Backs), **Babe Parilli** (Quarterbacks), **Fran Polisfoot** (Wide Receivers), **Paul Roach** (Offensive Backfield), **Bob Zeman** (Linebackers).

## 1979 LEADERS / RANKINGS

INDIVIDUAL	PLAYER	NO.	AFC RANK	NFL RANK	NFL LEADER	NO.
Points	Turner	71	11	18	Smith (NE)	115
Rushing Yards	Armstrong	453	22	44	Campbell (HOU)	1,697
Passing Yards	Morton	2,626	10	16	Fouts (SD)	4,082
Passer Rating	Morton	70.7	11	16	Staubach (DAL)	92.3
Receiving Yards	Moses	943	9	15	Largent (SEA)	1,237
Receptions	Upchurch	64	5	9	Washington (BAL)	82
Interceptions	Foley	6	4t	6t	Reinhardt (HOU)	12

OFFENSE	NO.	AFC RANK	NFL RANK	NFL LEADER	NO.
Points Per Game	18.1	11	20	Pittsburgh	26.0
Total Yards Per Game	321.4	8	12	Pittsburgh	391.1
Yards Per Play	4.9	6	9	Pittsburgh	5.8
Rushing Yards Per Game	127.5	9	18	New York Jets	165.4
Net Passing Yards Per Game	193.9	9	13	San Diego	244.7

DEFENSE	NO.	AFC RANK	NFL RANK	NFL LEADER	NO.
Points Per Game	16.4	3t	5t	Tampa Bay	14.8
Total Yards Per Game	303.3	5	10	Tampa Bay	246.8
Yards Per Play	4.7	5	11	Tampa Bay	3.9
Rushing Yards Per Game	105.8	1	1	Denver	105.8
Net Passing Yards Per Game	197.4	11	23	Tampa Bay	129.8

## 1979 KEY AWARDS

**Pro Bowl (4):** LB Randy Gradishar, LB Tom Jackson, WR Rick Upchurch, CB Louis Wright. **AP All-Pro (3):** LB Randy Gradishar (second team), WR Rick Upchurch (second team), CB Louis Wright (first team).

## 1979 NFL STANDINGS

### AFC EAST

Team	W	L	T	Pct	PF	PA
y-Miami	10	6	0	.625	341	257
New England	9	7	0	.563	411	326
New York Jets	8	8	0	.500	337	383
Buffalo	7	9	0	.438	268	279
Baltimore	5	11	0	.313	271	351

### AFC CENTRAL

Team	W	L	T	Pct	PF	PA
y-Pittsburgh	12	4	0	.750	416	262
x-Houston	11	5	0	.688	362	331
Cleveland	9	7	0	.563	359	352
Cincinnati	4	12	0	.250	337	421

### AFC WEST

Team	W	L	T	Pct	PF	PA
*y-San Diego	12	4	0	.750	411	246
<b>x-Denver</b>	<b>10</b>	<b>6</b>	<b>0</b>	<b>.625</b>	<b>289</b>	<b>262</b>
Seattle	9	7	0	.563	378	372
Oakland	9	7	0	.563	365	337
Kansas City	7	9	0	.438	238	262

### NFC EAST

Team	W	L	T	Pct	PF	PA
*y-Dallas	11	5	0	.688	371	313
x-Philadelphia	11	5	0	.688	339	282
Washington	10	6	0	.625	348	295
New York Giants	6	10	0	.375	237	323
St. Louis	5	11	0	.313	307	358

### NFC CENTRAL

Team	W	L	T	Pct	PF	PA
y-Tampa Bay	10	6	0	.625	273	237
x-Chicago	10	6	0	.625	306	249
Minnesota	7	9	0	.438	259	337
Green Bay	5	11	0	.313	246	316
Detroit	2	14	0	.125	219	365

### NFC WEST

Team	W	L	T	Pct	PF	PA
y-Los Angeles	9	7	0	.563	323	309
New Orleans	8	8	0	.500	370	360
Atlanta	6	10	0	.375	300	388
San Francisco	2	14	0	.125	308	416

x - Wild Card Qualifier; y - Division Title; \* - Home-field Advantage

## WILD CARD PLAYOFF GAMES

12/23 - at Houston 13, Denver 7

12/23 - at Philadelphia 27, Chicago 17

## DIVISIONAL PLAYOFF GAMES

12/29 - Houston 17, at San Diego 14

12/29 - at Tampa Bay 24, Philadelphia 17

12/30 - at Pittsburgh 34, Miami 14

12/30 - Los Angeles 21, at Dallas 19

## CONFERENCE CHAMPIONSHIPS

1/6 - at Pittsburgh 27, Houston 13

1/6 - Los Angeles 9, at Tampa Bay 0

## SUPER BOWL XIV (PASADENA, CALIF.)

1/20 - Pittsburgh 31, Los Angeles 19

## 1978 FINAL STATISTICS (10-6)

**Head Coach:** Red Miller    **AFC West:** 1st    **Home Stadium:** Mile High Stadium

Date	W-L	Score	Opponent	Attendance	RUSHING	No.	Yds.	Avg.	Long	TD
Sept 3	W	14-6	Oakland	74,904	Perrin	108	455	4.2	28	4
Sept 11	L	9-12	at Minnesota (OT)	46,508	Keyworth	112	444	4.0	30	3
Sept 17	W	27-14	San Diego	74,983	Armstrong	112	381	3.4	20	1
Sept 24	W	23-17	at Kansas City (OT)	60,593	Canada	79	365	4.6	47	3
Oct 1	W	28-7	Seattle	74,989	Lytle	81	341	4.2	25	2
Oct 8	L	0-23	at San Diego	50,077	Preston	66	296	4.5	16	1
Oct 16	W	16-7	Chicago	75,008	Morton	17	71	4.2	12	0
Oct 22	L	6-7	at Baltimore	54,057	Weese	17	48	2.8	8	1
Oct 29	W	20-17	at Seattle (OT)	62,948	Upchurch	5	31	6.2	11	0
Nov 5	L	28-31	New York Jets	74,983	Foley	1	14	14.0	14	0
Nov 12	W	19-7	at Cleveland	70,856	Odoms	2	5	2.5	7	0
Nov 19	W	16-3	Green Bay	74,965	Penrose	1	0	0.0	0	0
Nov 23	L	14-17	at Detroit	71,785	<b>BRONCOS</b>	<b>601</b>	<b>2451</b>	<b>4.0</b>	<b>47</b>	<b>15</b>
Dec 3	W	21-6	at Oakland	53,932	<b>OPPONENTS</b>	<b>549</b>	<b>1979</b>	<b>3.6</b>	<b>76</b>	<b>12</b>
Dec 10	W	24-3	Kansas City	74,149						
Dec 16	L	17-21	Pittsburgh	74,104						

TEAM STATISTICS	Den	Opp
TOTAL FIRST DOWNS	294	251
Rushing	129	106
Passing	137	120
Penalty	28	25
3RD DOWN: MADE/ATT	81/226	88/249
3rd Down Pct.	35.8	35.3
TOTAL NET YARDS	4829	4448
Avg. Per Game	301.8	278.0
Total Plays	1039	1016
Avg. Per Play	4.6	4.4
NET YARDS RUSHING	2451	1979
Avg. Per Game	143.2	123.7
Total Rushes	601	549
NET YARDS PASSING	2378	2469
Avg. Per Game	148.6	154.3
Sacked/Yards Lost	48/332	30/243
Gross Yards	2710	2712
Att./Completions	391/217	438/246
Completion Pct.	55.5	56.2
Had Intercepted	17	31
PUNTS/AVERAGE	96/36.4	88/39.9
NET PUNTING AVG	32.8	29.9
PENALTIES/YARDS	132/1092	114/894
FUMBLES/BALL LOST	28/17	28/13
TOUCHDOWNS	36	21
Rushing	15	12
Passing	17	9
Returns	4	0
TOTAL POINTS	282	198

SCORE BY PERIODS	1	2	3	4	OT	Total
<b>BRONCOS</b>	58	55	71	89	9	282
<b>OPPONENTS</b>	44	75	50	26	3	198

SCORING	TD	Ru	Pa	Rt	PAT	FG	S	PTS
Turner	0	0	0	0	31/35	11/22	0	64
Odoms	6	0	6	0	0/0	0/0	0	36
Perrin	5	4	1	0	0/0	0/0	0	30
Moses	5	0	5	0	0/0	0/0	0	30
Keyworth	4	3	1	0	0/0	0/0	0	24
Canada	3	3	0	0	0/0	0/0	0	18
Armstrong	2	1	1	0	0/0	0/0	0	12
Upchurch	2	0	1	1	0/0	0/0	0	12
Lytle	2	2	0	0	0/0	0/0	0	12
Preston	2	1	1	0	0/0	0/0	0	12
Weese	1	1	0	0	0/0	0/0	0	6
Thompson	1	0	0	1	0/0	0/0	0	6
Gradishar	1	0	0	1	0/0	0/0	0	6
T. Jackson	1	0	0	1	0/0	0/0	0	6
Egloff	1	0	1	0	0/0	0/0	0	6
Alzado	0	0	0	0	0/0	0/0	1	2
<b>BRONCOS</b>	<b>36</b>	<b>15</b>	<b>17</b>	<b>4</b>	<b>31/35</b>	<b>11/22</b>	<b>1</b>	<b>282</b>
<b>OPPONENTS</b>	<b>21</b>	<b>12</b>	<b>9</b>	<b>0</b>	<b>21/21</b>	<b>17/27</b>	<b>0</b>	<b>198</b>

RECEIVING	No.	Yds.	Avg.	Long	TD
Odoms	54	829	15.4	42t	6
Moses	37	744	20.1	42	5
Dolbin	24	284	11.8	21	0
Preston	24	199	8.3	21	1
Keyworth	21	166	7.9	20	1
Upchurch	17	210	12.4	29t	1
Armstrong	12	98	8.2	19	1
Perrin	10	54	5.4	13	1
Canada	6	37	6.2	12	0
Lytle	6	37	6.2	10	0
Egloff	4	33	8.3	15	1
Kinney	1	23	23.0	23	0
Turner	1	-4	-4.0	-4	0
<b>BRONCOS</b>	<b>217</b>	<b>2710</b>	<b>12.4</b>	<b>42t</b>	<b>17</b>
<b>OPPONENTS</b>	<b>246</b>	<b>2712</b>	<b>11.0</b>	<b>75t</b>	<b>9</b>

INTERCEPTIONS	No.	Yds.	Avg.	Long	TD
B. Jackson	6	128	21.2	38	0
Foley	6	84	14.0	30	0
Gradishar	4	19	4.8	8	0
Thompson	4	0	0.0	0	0
T. Jackson	3	28	9.3	28t	1
Rizzo	3	10	3.3	10	0
Turk	2	36	18.0	22	0
Wright	2	2	1.0	2	0
Swenson	1	0	0.0	0	0
<b>BRONCOS</b>	<b>31</b>	<b>307</b>	<b>9.9</b>	<b>38</b>	<b>1</b>
<b>OPPONENTS</b>	<b>17</b>	<b>195</b>	<b>11.5</b>	<b>61</b>	<b>0</b>

PUNTING	No.	Yds.	Avg.	TB	In20	Long	B
Dilts	96	3494	36.4	6	23	73	0
<b>OPPONENTS</b>	<b>88</b>	<b>3510</b>	<b>39.9</b>	<b>15</b>	<b>14</b>	<b>60</b>	<b>2</b>

PUNT RETURNS	No.	FC	Yds.	Avg.	Long	TD
Upchurch	36	2	493	13.7	75t	1
Preston	10	0	68	6.8	23	0
West	3	2	20	6.7	12	0
Thompson	1	0	3	3.0	3	0
Pane	1	0	-2	-2.0	1	0
<b>BRONCOS</b>	<b>51</b>	<b>4</b>	<b>582</b>	<b>11.4</b>	<b>75t</b>	<b>1</b>
<b>OPPONENTS</b>	<b>47</b>	<b>21</b>	<b>226</b>	<b>4.8</b>	<b>55</b>	<b>0</b>

KICKOFF RETURNS	No.	Yds.	Avg.	Long	TD
Perrin	12	256	21.3	33	0
B. Jackson	9	209	23.2	40	0
Upchurch	8	222	27.8	41	0
Preston	7	154	22.0	32	0
Keyworth	2	24	12.0	13	0
Pane	1	29	29.0	29	0
West	1	24	24.0	24	0
Schultz	1	20	20.0	20	0
Turk	1	14	14.0	14	0
<b>BRONCOS</b>	<b>42</b>	<b>952</b>	<b>22.6</b>	<b>41</b>	<b>0</b>
<b>OPPONENTS</b>	<b>52</b>	<b>1223</b>	<b>23.5</b>	<b>51</b>	<b>0</b>

FIELD GOAL BREAKDOWN	Distance	1-19	20-29	30-39	40-49	50+	Total
Turner		1/1	3/4	3/7	4/8	0/2	11/22
<b>OPPONENTS</b>		<b>2/3</b>	<b>8/9</b>	<b>4/7</b>	<b>3/8</b>	<b>0/0</b>	<b>17/27</b>

**SACKS:** Alzado 9, Carter 6.5, Chavous 4, T. Jackson 3, Latimer 2, Rizzo 2, Swenson 1.5, Grant 1.5, Nairne 1, Manor 0.5, **TOTAL 31.0**

PASSING	Att.	Comp.	Yds.	Comp. %	Yd./Att.	TD	TD %	Int	Int %	LGt	Sack/Lost	Rtg.
Morton	267	146	1802	54.7	6.75	11	4.1	8	3.0	42t	36/238	76.9
Weese	87	55	723	63.2	8.31	4	4.6	5	5.7	31	12/94	80.9
Penrose	37	16	185	43.2	5.00	2	5.4	4	10.8	29	0/0	37.3
<b>BRONCOS</b>	<b>391</b>	<b>217</b>	<b>2710</b>	<b>55.5</b>	<b>6.93</b>	<b>17</b>	<b>4.3</b>	<b>17</b>	<b>4.3</b>	<b>42t</b>	<b>48/332</b>	<b>73.6</b>
<b>OPPONENTS</b>	<b>438</b>	<b>246</b>	<b>2712</b>	<b>56.2</b>	<b>6.19</b>	<b>9</b>	<b>2.1</b>	<b>31</b>	<b>7.1</b>	<b>75t</b>	<b>30/243</b>	<b>52.1</b>

## 1978 DEFENSIVE STATS

(based on coaches' film review)

	TT	UT	A	S-YDS	I-YDS	FR
1 Gradishar	286	196	90	0-0	4-19	2
2 Swenson	174	104	70	1.5-8	1-0	1
3 Carter	142	83	59	6.5-43	0-0	1
Rizzo	142	78	64	2-0	3-10	1
5 T. Jackson	126	67	59	3-23	3-28	0
6 Chavous	121	66	55	4-35.5	0-0	0
7 Alzado	118	77	41	9-68.5	0-0	0
8 Thompson	107	75	32	0-0	4-0	2
9 B. Jackson	91	60	31	0-0	6-128	0
10 Wright	77	59	18	0-0	2-2	2
11 Foley	56	47	9	0-0	6-84	0
12 Manor	47	29	18	0.5-9	0-0	0
13 Latimer	42	32	10	2-21	0-0	0
14 Nairne	35	19	16	1-8	0-0	0
15 Turk	29	17	12	0-0	2-36	0
Grant	29	16	13	1.5-18	0-0	2
17 Smith	25	11	14	0-0	0-0	1
18 Evans	18	10	8	0-0	0-0	0
19 West	17	6	11	0-0	0-0	0
<b>TOTALS</b>	<b>1,682</b>	<b>1,052</b>	<b>630</b>	<b>31-234</b>	<b>31-307</b>	<b>12</b>

## 1978 GAMES STARTED

OFFENSE		DEFENSE	
QB Morton, Craig	13	DE Alzado, Lyle	16
QB Penrose, Craig	2	DE Chavous, Barney	16
QB Weese, Norris	1	NT Carter, Rubin	16
RB Armstrong, Otis	9	LB Gradishar, Randy	16
RB Keyworth, Jon	16	LB Jackson, Tom	16
RB Lytle, Rob	7	LB Nairne, Rob	1
WR Dotbin, Jack	14	LB Rizzo, Joe	15
WR Moses, Haven	16	LB Swenson, Bob	15
TE Moore, Bob	2	LB Turk, Godwin	1
TE Odoms, Riley	16	CB Foley, Steve	16
C Bryan, Billy	12	CB Wright, Louis	16
C Maples, Bobby	5	S Jackson, Bernard	16
T Bain, Bill	1	S Thompson, Billy	16
T Minor, Claudie	16		
T Neville, Tom	15		
G Glassic, Tom	10		
G Howard, Paul	13		
G Hyde, Glenn	5		
G Schindler, Steve	3		

## 1978 COACHES

**Red Miller** (Head Coach), **Marv Braden** (Special Teams), **Joe Collier** (Defensive Coordinator), **Ken Gray** (Offensive Line), **Stan Jones** (Defensive Line), **Richie McCabe** (Defensive Backs), **Babe Parilli** (Quarterbacks), **Fran Poltfoot** (Wide Receivers), **Paul Roach** (Offensive Backfield), **Bob Zeman** (Linebackers).

## 1978 LEADERS / RANKINGS

INDIVIDUAL	PLAYER	NO.	AFC RANK	NFL RANK	NFL LEADER	NO.
Points	Turner	64	14	241	Corral (LA)	118
Rushing Yards	Perrin	455	28	55	Campbell (HOU)	1,450
Passing Yards	Morton	1,802	12	23	Tarkenton (MIN)	3,468
Passer Rating	Morton	76.9	5	7	Staubach (DAL)	84.9
Receiving Yards	Odoms	829	6	10	Largent (SEA)	1,168
Receptions	Odoms	54	6	12	Young (MIN)	88
Interceptions	Foley/B. Jackson	6	21	51	Darden (CLE)	10
OFFENSE		NO.	AFC RANK	NFL RANK	NFL LEADER	NO.
Points Per Game		17.6	11	15	Dallas	24.0
Total Yards Per Game		301.8	10	14	New England	372.8
Yards Per Play		4.6	121	161	New England	5.5
Rushing Yards Per Game		143.2	5	8	New England	197.8
Net Passing Yards Per Game		148.6	9	17	San Diego	222.9
DEFENSE		NO.	AFC RANK	NFL RANK	NFL LEADER	NO.
Points Per Game		12.4	2	2	Pittsburgh	12.2
Total Yards Per Game		278.0	2	6	Los Angeles	243.3
Yards Per Play		4.4	2	61	Los Angeles	4.1
Rushing Yards Per Game		123.7	3	6	Dallas	107.6
Net Passing Yards Per Game		154.3	2	8	Buffalo	134.8

## 1978 KEY AWARDS

**Pro Bowl (7):** DE Lyle Alzado, LB Randy Gradishar, LB Tom Jackson, TE Riley Odoms, S Billy Thompson, WR Rick Upchurch, CB Louis Wright. **AP All-Pro (5):** DE Lyle Alzado (first team), LB Randy Gradishar (first team), LB Tom Jackson (first team), WR Rick Upchurch (first team), CB Louis Wright (first team). **AP NFL Defensive Player of the Year:** LB Randy Gradishar. **UPI AFC Defensive Player of the Year:** LB Randy Gradishar.

## 1978 NFL STANDINGS

### AFC EAST

Team	W	L	T	Pct	PF	PA
y-New England	11	5	0	.688	358	286
x-Miami	11	5	0	.688	372	254
New York Jets	8	8	0	.500	359	364
Buffalo	5	11	0	.313	302	354
Baltimore	5	11	0	.313	239	421

### AFC CENTRAL

Team	W	L	T	Pct	PF	PA
*y-Pittsburgh	14	2	0	.875	356	195
x-Houston	10	6	0	.625	283	298
Cleveland	8	8	0	.500	334	356
Cincinnati	4	12	0	.250	252	284

### AFC WEST

Team	W	L	T	Pct	PF	PA
y-Denver	10	6	0	.625	282	198
Oakland	9	7	0	.563	311	283
Seattle	9	7	0	.563	345	358
San Diego	9	7	0	.563	355	309
Kansas City	4	12	0	.250	243	327

### NFC EAST

Team	W	L	T	Pct	PF	PA
y-Dallas	12	4	0	.750	384	208
x-Philadelphia	9	7	0	.563	270	250
Washington	8	8	0	.500	273	283
New York Giants	6	10	0	.375	264	298
St. Louis	6	10	0	.375	248	296

### NFC CENTRAL

Team	W	L	T	Pct	PF	PA
y-Minnesota	8	7	1	.531	294	306
Green Bay	8	7	1	.531	249	269
Detroit	7	9	0	.438	290	300
Chicago	7	9	0	.438	253	274
Tampa Bay	5	11	0	.313	241	259

### NFC WEST

Team	W	L	T	Pct	PF	PA
*y-Los Angeles	12	4	0	.750	316	245
x-Atlanta	9	7	0	.563	240	290
New Orleans	7	9	0	.438	281	298
San Francisco	2	14	0	.125	219	350

x - Wild Card Qualifier; y - Division Title; \* - Home-field Advantage

## WILD CARD PLAYOFF GAMES

12/24 - Houston 17, at Miami 13

12/24 - at Atlanta 14, Philadelphia 13

## DIVISIONAL PLAYOFF GAMES

12/30 - at Pittsburgh 33, Denver 10

12/30 - at Dallas 27, Atlanta 20

12/31 - Houston 31, at New England 14

12/31 - at Los Angeles 34, Minnesota 10

## CONFERENCE CHAMPIONSHIPS

1/7 - at Pittsburgh 34, Houston 5

1/7 - Dallas 28, at Los Angeles 0

## SUPER BOWL XIII (MIAMI)

1/21 - Pittsburgh 35, Dallas 31

## 1977 FINAL STATISTICS (12-2)

**Head Coach:** Red Miller    **AFC West:** 1st    **Home Stadium:** Mile High Stadium

Date	W-L	Score	Opponent	Attendance	RUSHING	No.	Yds.	Avg.	Long	TD
Sept 18	W	7-0	St. Louis	75,002	Armstrong	130	489	3.8	35	4
Sept 25	W	26-6	Buffalo	74,737	Perrin	110	456	4.1	62	3
Oct 2	W	24-13	at Seattle	53,108	Lytle	104	408	3.9	21	1
Oct 9	W	23-7	Kansas City	74,718	Keyworth	83	311	3.7	16	1
Oct 16	W	30-7	at Oakland	53,616	Jensen	40	143	3.6	12	1
Oct 23	W	24-13	at Cincinnati	54,395	Morton	31	125	4.0	15	4
Oct 30	L	14-24	Oakland	75,007	Weese	11	56	5.1	21	1
Nov 6	W	21-7	Pittsburgh	74,967	Penrose	4	24	6.0	17	0
Nov 13	W	17-14	at San Diego	45,211	Upchurch	1	19	19.0	19t	1
Nov 20	W	14-7	at Kansas City	54,050	Dolbin	2	12	6.0	14	0
Nov 27	W	27-13	Baltimore	74,939	Klick	1	1	1.0	1	0
Dec 4	W	24-14	at Houston	46,875	Dilts	1	0	0.0	0	0
Dec 11	W	17-9	San Diego	74,905	Moses	5	-1	-0.2	8	0
Dec 18	L	6-14	at Dallas	63,752	<b>BRONCOS</b>	<b>523</b>	<b>2043</b>	<b>3.9</b>	<b>62</b>	<b>16</b>
					<b>OPPONENTS</b>	<b>470</b>	<b>1531</b>	<b>3.3</b>	<b>65</b>	<b>5</b>

TEAM STATISTICS		Den	Opp	RECEIVING						
TOTAL FIRST DOWNS		223	217	No.	Yds.	Avg.	Long	TD		
Rushing		101	77	Odoms	37	429	11.6	33	3	
Passing		107	123	Moses	27	539	20.0	35	4	
Penalty		15	17	Dolbin	26	443	17.0	81t	3	
3RD DOWN: MADE/ATT		72/210	71/221	Armstrong	18	128	7.1	20	0	
3rd Down Pct.		34.3	32.1	Lytle	17	198	11.6	47t	1	
TOTAL NET YARDS		3906	3775	Upchurch	12	245	20.4	45	2	
Avg. Per Game		279.0	269.6	Keyworth	11	48	4.4	14	0	
Total Plays		886	931	Perrin	6	106	17.8	41t	1	
Avg. Per Play		4.4	4.1	Jensen	4	63	15.8	34	0	
NET YARDS RUSHING		2043	1531	Egloff	2	27	13.5	20	0	
Avg. Per Game		145.9	109.4	Kiick	2	14	7.0	11	0	
Total Rushes		523	470	Turner	1	25	25.0	25t	1	
Avg. Per Rush		3.9	3.3	BRONCOS	163	2265	13.9	81t	15	
NET YARDS PASSING		1863	2244	OPPONENTS	235	2556	10.0	51	9	
Avg. Per Game		133.1	160.3	INTERCEPTIONS						
Sacked/Yards Lost		50/402	35/312	No.	Yds.	Avg.	Long	TD		
Gross Yards		2265	2556	Thompson	5	122	24.4	38	0	
Att./Completions		314/163	426/235	T. Jackson	4	95	23.8	73t	1	
Completion Pct.		51.9	55.2	Wright	3	128	42.7	59	1	
Had Intercepted		12	25	Gradishar	3	56	18.7	28	0	
PUNTS/AVERAGE		91/39.2	95/40.7	Rizzo	3	49	16.3	38	0	
NET PUNTING AVG		33.7	31.3	Foley	3	22	7.3	11	0	
PUNT RETURNS/AVG		58/12.3	54/7.4	B. Jackson	1	13	13.0	13	0	
KICKOFF RETURNS/AVG		34/21.5	50/21.7	Smith	1	6	6.0	6	0	
INTERCEPTIONS/RET.		25/19.6	12/14.3	Evans	1	0	0.0	0	0	
PENALTIES/YARDS		91/883	97/718	Swenson	1	0	0.0	0	0	
FUMBLES/BALL LOST		28/15	27/14	BRONCOS	25	491	19.6	73t	2	
TOUCHDOWNS		34	18	OPPONENTS	12	172	14.3	29	0	
Rushing		16	5	PUNTING						
Passing		15	11	No.	Yds.	Avg.	TB	In20	Long	
Returns		3	2	Dilts	90	3525	39.2	5	20	63
EXTRA POINTS/ATTEMPTS		31/34	16/18	Weese	1	38	38.0	0	0	38
FIELD GOALS/ATTEMPTS		13/19	8/22	BRONCOS	91	3563	39.2	5	20	63
TOTAL POINTS		274	148	OPPONENTS	95	3868	40.7	9	13	74

SCORE BY PERIODS				1	2	3	4	OT	Total
BRONCOS				68	72	60	74	0	274
OPPONENTS				45	46	40	17	0	148

SCORING				TD	Ru	Pa	Rt	PAT	FG	\$	PTS
Turner				1	0	1	0	31/34	13/19	0	76
Armstrong				4	4	0	0	0/0	0/0	0	24
Moses				4	0	4	0	0/0	0/0	0	24
Morton				4	4	0	0	0/0	0/0	0	24
Perrin				4	3	1	0	0/0	0/0	0	24
Upchurch				4	1	2	1	0/0	0/0	0	24
Dolbin				3	0	3	0	0/0	0/0	0	18
Odoms				3	0	3	0	0/0	0/0	0	18
Lytle				2	1	1	0	0/0	0/0	0	12
Wright				1	0	0	1	0/0	0/0	0	6
Keyworth				1	1	0	0	0/0	0/0	0	6
Jensen				1	1	0	0	0/0	0/0	0	6
Weese				1	1	0	0	0/0	0/0	0	6
Jackson				1	0	0	1	0/0	0/0	0	6
<b>BRONCOS</b>				<b>34</b>	<b>16</b>	<b>15</b>	<b>3</b>	<b>31/34</b>	<b>13/19</b>	<b>0</b>	<b>274</b>
<b>OPPONENTS</b>				<b>18</b>	<b>5</b>	<b>11</b>	<b>2</b>	<b>16/18</b>	<b>8/22</b>	<b>0</b>	<b>148</b>

PUNT RETURNS				No.	FC	Yds.	Avg.	Long	TD
Upchurch				51	6	653	12.8	87t	1
Schultz				1	0	11	11.0	11	0
Pane				6	2	48	8.0	14	0
<b>BRONCOS</b>				<b>58</b>	<b>8</b>	<b>712</b>	<b>12.3</b>	<b>87t</b>	<b>1</b>
<b>OPPONENTS</b>				<b>54</b>	<b>8</b>	<b>397</b>	<b>7.4</b>	<b>29</b>	<b>0</b>

KICKOFF RETURNS				No.	Yds.	Avg.	Long	TD
Perrin				3	72	24.0	32	0
Upchurch				20	456	22.8	32	0
Schultz				6	135	22.5	33	0
Pane				1	16	16.0	16	0
Keyworth				1	15	15.0	15	0
Hyde				1	15	15.0	15	0
Grant				1	8	8.0	8	0
Nairne				1	1	1.0	1	0
Dolbin				0	*14	—	14	0
<b>BRONCOS</b>				<b>34</b>	<b>732</b>	<b>21.5</b>	<b>33</b>	<b>0</b>
<b>OPPONENTS</b>				<b>50</b>	<b>1084</b>	<b>21.7</b>	<b>41</b>	<b>0</b>

\*return yardage gained by lateral

FIELD GOAL BREAKDOWN				Distance	1-19	20-29	30-39	40-49	50+	Total
Turner				0/0	3/4	7/10	3/5	0/0	0/0	13/19
<b>OPPONENTS</b>				<b>1/1</b>	<b>2/3</b>	<b>1/5</b>	<b>4/9</b>	<b>0/4</b>	<b>0/2</b>	<b>8/22</b>

**SACKS:** Alzado 8, Chavous 8, Carter 6, T. Jackson 4, Manor 4, Gradishar 3, Swenson 2, Rizzo 1, Thompson 1, **TOTAL 37.0**

PASSING				Att.	Comp.	Yds.	Comp.%	Yd./Att.	TD	TD%	Int	Int%	LG	Sack/Lost	Rtg.
Morton				254	131	1929	51.6	7.59	14	5.5	8	3.1	81t	43/338	82.1
Penrose				40	21	217	52.5	5.43	0	0.0	4	10.0	35	5/49	28.9
Weese				20	11	119	55.0	5.95	1	5.0	0	0.0	31	2/15	89.4
<b>BRONCOS</b>				<b>314</b>	<b>163</b>	<b>2265</b>	<b>51.9</b>	<b>7.21</b>	<b>15</b>	<b>4.8</b>	<b>12</b>	<b>3.8</b>	<b>81t</b>	<b>50/402</b>	<b>75.6</b>
<b>OPPONENTS</b>				<b>426</b>	<b>235</b>	<b>2556</b>	<b>55.2</b>	<b>6.00</b>	<b>11</b>	<b>2.6</b>	<b>25</b>	<b>5.9</b>	<b>51</b>	<b>35/312</b>	<b>57.2</b>

## 1977 DEFENSIVE STATS

(based on coaches' film review)

	TT	UT	A	SACKS	I-YDS	FR
1 Gradishar	219	145	74	3	3-56	4
2 Swenson	135	89	46	2	1-0	0
3 Rizzo	123	72	51	1	3-49	1
4 Alzado	119	80	39	8	0-0	2
5 T. Jackson	116	77	39	4	4-95	0
6 Carter	113	71	42	6	0-0	0
7 Thompson	95	69	26	1	5-122	2
8 Chavous	82	51	31	8	0-0	0
9 Wright	77	57	20	0	3-128	0
10 B. Jackson	72	42	30	0	1-13	0
11 Foley	71	58	13	0	3-22	0
12 Grant	51	39	12	0	0-0	1
13 Manor	38	25	13	4	0-0	0
14 Smith	26	19	7	0	1-6	1
15 Turk	22	16	6	0	0-0	0
16 Polt	16	12	4	0	0-0	0
17 Evans	6	4	2	0	1-0	1
18 Pane	5	1	4	0	0-0	0
19 Nairne	2	1	1	0	0-0	0
20 Baska	1	1	0	0	0-0	0
21 Howard	0	0	0	0	0-0	1
<b>TOTALS</b>	<b>1,389</b>	<b>929</b>	<b>460</b>	<b>37</b>	<b>25-491</b>	<b>13</b>

## 1977 GAMES STARTED

OFFENSE	DEFENSE
QB Morton, Craig	14 DE Alzado, Lyle
RB Armstrong, Otis	10 DE Chavous, Barney
RB Keyworth, Jon	9 DE Manor, Brison
RB Lytle, Rob	4 DE Smith, Paul
RB Perrin, Lonnie	5 NT Carter, Rubin
WR Dolbin, Jack	13 LB Gradishar, Randy
WR Moses, Haven	14 LB Jackson, Tom
WR Upchurch, Rick	1 LB Rizzo, Joe
TE Odums, Riley	14 LB Swenson, Bob
C Montler, Mike	14 LB Turk, Godwin
T Maurer, Andy	13 CB Foley, Steve
T Minor, Claude	14 CB Pane, Chris
T Schindler, Steve	1 CB Wright, Louis
G Glassic, Tom	14 S Jackson, Bernard
G Howard, Paul	14 S Polt, Randy
	S Thompson, Billy

## 1977 COACHES

**Red Miller** (Head Coach), **Marv Braden** (Special Teams), **Joe Collier** (Defensive Coordinator), **Bob Gambold** (Defensive Backs), **Ken Gray** (Offensive Line), **Stan Jones** (Defensive Line), **Myrel Moore** (Linebackers), **Babe Parilli** (Quarterbacks), **Fran Poltfoot** (Wide Receivers), **Paul Roach** (Offensive Backfield).

## 1977 LEADERS / RANKINGS

INDIVIDUAL	PLAYER	NO.	AFC RANK	NFL RANK	NFL LEADER	NO.
Points	Turner	76	7	12	Mann (OAK)	99
Rushing Yards	Armstrong	489	22	40	Payton (CHI)	1,852
Passing Yards	Morton	1,929	9	13	Ferguson (BUF)	2,803
Passer Rating	Morton	82.1	2	4	Griese (MIA)	87.8
Receiving Yards	Moses	539	19	32	Burrough (HOU)	816
Receptions	Odums	37	18	31	Mitchell (BAL)	71
Interceptions	Thompson	5	10	16	Blackwood (BAL)	10
OFFENSE		NO.	AFC RANK	NFL RANK	NFL LEADER	NO.
Points Per Game		19.6	8	10	Oakland	25.1
Total Yards Per Game		279.0	12	17	Dallas	343.7
Yards Per Play		4.4	12	17	St. Louis	5.1
Rushing Yards Per Game		145.9	7	11	Chicago	200.8
Net Passing Yards Per Game		133.1	11	15	Buffalo	200.2
DEFENSE		NO.	AFC RANK	NFL RANK	NFL LEADER	NO.
Points Per Game		10.6	1	3	Atlanta	9.2
Total Yards Per Game		269.6	4	9	Dallas	229.5
Yards Per Play		4.1	1	3	Dallas	3.7
Rushing Yards Per Game		109.4	1	1	Denver	109.4
Net Passing Yards Per Game		160.3	12	25	Atlanta	98.9

## 1977 KEY AWARDS

**Pro Bowl (5):** DE Lyle Alzado, LB Randy Gradishar, LB Tom Jackson, S Billy Thompson, CB Louis Wright. **AP All-Pro (4):** DE Lyle Alzado (first team), LB Randy Gradishar (first team), LB Tom Jackson (first team), S Billy Thompson (first team). **AP NFL Coach of the Year:** Red Miller. **K.C. 101 Club NFL Coach of the Year:** Red Miller.

## 1977 NFL STANDINGS

### AFC EAST

Team	W	L	T	Pct	PF	PA
y-Baltimore	10	4	0	.714	295	221
Miami	10	4	0	.714	313	197
New England	9	5	0	.643	278	217
Buffalo	3	11	0	.214	160	313
New York Jets	3	11	0	.214	191	300

### AFC CENTRAL

Team	W	L	T	Pct	PF	PA
y-Pittsburgh	9	5	0	.643	283	243
Cincinnati	8	6	0	.571	238	235
Houston	8	6	0	.571	299	230
Cleveland	6	8	0	.429	269	267

### AFC WEST

Team	W	L	T	Pct	PF	PA
*y-Denver	12	2	0	.857	274	148
x-Oakland	11	3	0	.786	351	230
San Diego	7	7	0	.500	222	205
Seattle	5	9	0	.357	282	373
Kansas City	2	12	0	.143	225	349

### NFC EAST

Team	W	L	T	Pct	PF	PA
*y-Dallas	12	2	0	.857	345	212
Washington	9	5	0	.643	196	189
St. Louis	7	7	0	.500	272	287
Philadelphia	5	9	0	.357	220	207
New York Giants	5	9	0	.357	181	265

### NFC CENTRAL

Team	W	L	T	Pct	PF	PA
y-Minnesota	9	5	0	.643	231	227
x-Chicago	9	5	0	.643	255	253
Detroit	6	8	0	.429	183	252
Green Bay	4	10	0	.286	134	219
Tampa Bay	2	12	0	.143	103	223

### NFC WEST

Team	W	L	T	Pct	PF	PA
y-Los Angeles	10	4	0	.714	302	146
Atlanta	7	7	0	.500	179	129
San Francisco	5	9	0	.357	220	260
New Orleans	3	11	0	.214	232	336

x - Wild Card Qualifier; y - Division Title; \* - Home-field Advantage

## DIVISIONAL PLAYOFF GAMES

12/24 - Oakland 37, at Baltimore 31 (OT)

12/24 - at Denver 34, Pittsburgh 21

12/26 - at Dallas 37, Chicago 7

12/26 - Minnesota 14, at Los Angeles 7

## CONFERENCE CHAMPIONSHIPS

1/1 - at Denver 20, Oakland 17

1/1 - at Dallas 23, Minnesota 6

## SUPER BOWL XII (NEW ORLEANS)

1/15 - Dallas 27, Denver 10



## 1976 FINAL STATISTICS (9-5)

**Head Coach:** John Ralston    **AFC West:** 2nd    **Home Stadium:** Mile High Stadium

Date	W-L	Score	Opponent	Attendance	RUSHING	No.	Yds.	Avg.	Long	TD
Sept 12	L	7-17	at Cincinnati	53,464	Armstrong	247	1008	4.1	31	5
Sept 19	W	46-3	New York Jets	62,519	Keyworth	122	349	2.9	13	3
Sept 26	W	44-13	Cleveland	62,758	Weese	33	142	6.2	14	0
Oct 3	W	26-0	San Diego	62,486	Perrin	27	118	3.2	14	2
Oct 10	L	3-17	at Houston	47,928	Klick	31	114	3.7	19	1
Oct 17	L	10-17	Oakland	63,241	Upchurch	6	71	11.8	25	1
Oct 24	W	35-26	at Kansas City	57,961	Ramsey	13	51	3.9	15	0
Oct 31	L	6-19	at Oakland	52,169	Odoms	3	36	12.0	15	2
Nov 7	W	48-13	Tampa Bay	62,503	Franckowiak	12	25	2.1	7	0
Nov 14	W	17-0	at San Diego	32,017	Van Heusen	1	20	20.0	20	0
Nov 21	W	14-13	New York Giants	62,961	Dolbin	2	5	2.5	8	0
Nov 28	L	14-38	at New England	61,128	Penrose	2	-3	-1.5	-1	0
Dec 5	W	17-16	Kansas City	57,995	Moses	1	-4	-4.0	-4	0
Dec 12	W	28-14	at Chicago	44,459	<b>BRONCOS</b>	<b>500</b>	<b>1932</b>	<b>3.9</b>	<b>31</b>	<b>14</b>
					<b>OPPONENTS</b>	<b>496</b>	<b>1709</b>	<b>3.4</b>	<b>26</b>	<b>14</b>

TEAM STATISTICS				Den	Opp	RECEIVING	No.	Yds.	Avg.	Long	TD
TOTAL FIRST DOWNS				239	222	Armstrong	39	457	11.7	36t	1
Rushing				106	90	Odoms	30	477	15.9	47t	3
Passing				114	104	Moses	25	498	19.9	71t	7
Penalty				19	28	Keyworth	22	201	9.1	31	1
3RD DOWN: MADE/ATT				69/193	73/222	Dolbin	19	354	18.6	40	1
3rd Down Pct.				35.8	32.9	Upchurch	12	340	28.3	59t	1
TOTAL NET YARDS				4136	3734	Klick	10	78	7.8	19	1
Avg. Per Game				295.4	266.7	Franckowiak	4	42	10.5	11	0
Total Plays				901	919	Perrin	4	35	8.8	15	0
Avg. Per Play				4.6	4.1	Schultz	2	29	14.5	16	0
NET YARDS RUSHING				1932	1709	Lyons	1	-1	-1.0	-1	0
Avg. Per Game				138.0	122.1	<b>BRONCOS</b>	<b>168</b>	<b>2510</b>	<b>14.9</b>	<b>71t</b>	<b>15</b>
Total Rushes				500	496	<b>OPPONENTS</b>	<b>214</b>	<b>2265</b>	<b>10.6</b>	<b>58</b>	<b>8</b>
Avg. Per Rush				3.9	3.4						
NET YARDS PASSING				2204	2025						
Avg. Per Game				157.4	144.6						
Sacked/Yards Lost				48/306	32/240						
Gross Yards				2510	2265						
Att./Completions				353/168	391/214						
Completion Pct.				47.6	54.7						
Had Intercepted				22	24						
PUNTS/AVERAGE				84/35.1	91/37.3						
NET PUNTING AVG				29.9	28.5						
PUNT RETURNS/AVG				51/12.5	43/8.7						
KICKOFF RETURNS/AVG				46/23.4	50/24.1						
MISC. RETURNS/AVG				12/5.7	6/0.9						
INTERCEPTIONS/RET.				24/19.0	22/11.8						
PENALTIES/YARDS				105/986	88/715						
FUMBLES/BALL LOST				23/12	23/13						
TOUCHDOWNS				39	25						
Rushing				14	14						
Passing				15	8						
Returns				10	3						
EXTRA POINTS/ATT				36/39	20/25						
FIELD GOALS/ATT				15/21	12/27						
TOTAL POINTS				315	206						

SCORE BY PERIODS	1	2	3	4	OT	Total
<b>BRONCOS</b>	70	71	88	86	0	315
<b>OPPONENTS</b>	30	87	36	83	0	206

SCORING	TD	Ru	Pa	Rt	PAT	FG	\$	PTS
Turner	0	0	0	0	36/39	15/21	0	81
Moses	7	0	7	0	0/0	0/0	0	42
Armstrong	6	5	1	0	0/0	0/0	0	36
Upchurch	6	1	1	4	0/0	0/0	0	36
Odoms	5	2	3	0	0/0	0/0	0	30
Keyworth	4	3	1	0	0/0	0/0	0	24
Klick	2	2	1	0	0/0	0/0	0	12
Perrin	2	0	0	0	0/0	0/0	0	12
Rowser	2	0	0	2	0/0	0/0	0	12
Dolbin	1	0	1	0	0/0	0/0	0	6
Jackson	1	0	0	1	0/0	0/0	0	6
Politi	1	0	0	1	0/0	0/0	0	6
Gradishar	1	0	0	1	0/0	0/0	0	6
Jones	1	0	0	1	0/0	0/0	0	6
<b>BRONCOS</b>	<b>39</b>	<b>14</b>	<b>15</b>	<b>10</b>	<b>36/39</b>	<b>15/21</b>	<b>0</b>	<b>315</b>
<b>OPPONENTS</b>	<b>25</b>	<b>14</b>	<b>8</b>	<b>3</b>	<b>20/25</b>	<b>12/28</b>	<b>0</b>	<b>206</b>

KICKOFF RETURNS	No.	Yds.	Avg.	Long	TD
Perrin	14	391	27.9	43	0
Schultz	3	82	27.3	38	0
Upchurch	22	514	23.4	64	0
Hyde	1	17	17.0	17	0
Brown	3	41	13.7	14	0
Franckowiak	2	22	11.0	14	0
Goodman	1	8	8.0	8	0
<b>BRONCOS</b>	<b>46</b>	<b>1075</b>	<b>23.4</b>	<b>64</b>	<b>0</b>
<b>OPPONENTS</b>	<b>50</b>	<b>1206</b>	<b>24.1</b>	<b>43</b>	<b>0</b>

FIELD GOAL BREAKDOWN	Distance	1-19	20-29	30-39	40-49	50+
Turner	1/1	7/8	4/5	3/7	—	—
<b>OPPONENTS</b>	<b>1/2</b>	<b>4/6</b>	<b>3/7</b>	<b>4/11</b>	<b>0/2</b>	<b>0/2</b>

**TURNER:** (20G,30G) (47G) (40W,47G,25G,36G, 27G) (31G,49S) ( ) (21G,28G) (19G,33G) (44B, 42G) (44S) ( ) (38B,20G) (27HU)

**SACKS:** Chavous 8, Gradishar 7, Carter 4, T. Jackson 4, P. Smith 3, Hammond 1, Jones 1, Swenson 1, Rizzo 1, Moore 1, Dolbin 1, **TOTAL 32.0**

PASSING	Att.	Comp.	Yds.	Comp.%	Yd./Att.	TD	TD%	Int	Int%	LG	Sack/Lost	Rtg.
Ramsey	270	128	1931	47.4	7.15	11	4.1	13	4.8	71t	39/261	65.1
Weese	47	24	314	51.1	6.68	1	2.1	6	12.8	43	9/45	39.9
Penrose	36	16	265	44.4	7.36	3	8.3	3	8.3	41	0/0	62.8
<b>BRONCOS</b>	<b>353</b>	<b>168</b>	<b>2510</b>	<b>47.6</b>	<b>7.11</b>	<b>15</b>	<b>4.2</b>	<b>22</b>	<b>6.2</b>	<b>71t</b>	<b>48/306</b>	<b>59.6</b>
<b>OPPONENTS</b>	<b>391</b>	<b>214</b>	<b>2265</b>	<b>54.7</b>	<b>5.79</b>	<b>8</b>	<b>2.0</b>	<b>24</b>	<b>6.1</b>	<b>58</b>	<b>32/240</b>	<b>53.1</b>

## 1976 DEFENSIVE STATS

(based on unofficial press box statistics)

	TT	UT	A	SACKS	I-YDS	FR
1 Gradishar	137	101	36	7	3-44	1
2 Thompson	83	60	23	0	0-0	0
3 Jackson	77	58	19	4	7-136	2
4 Rizzo	76	59	17	1	1-8	0
5 Swenson	75	55	20	1	2-31	1
6 Carter	70	51	19	4	0-0	1
7 Chavous	60	44	16	8	0-0	0
8 Wright	50	39	11	0	0-0	0
9 Rowser	43	34	9	0	4-104	1
10 Foley	42	33	9	0	4-95	0
11 Turk	37	26	11	0	0-0	1
12 Smith	31	21	10	3	0-0	0
13 Jones	29	27	2	1	2-7	1
Grant	29	22	7	0	0-0	0
15 Baska	18	12	6	0	0-0	1
16 Evans	16	13	3	0	0-0	1
17 White	10	9	1	0	0-0	1
18 Moore	6	6	0	1	0-0	0
Polti	6	4	2	0	1-0	0
Pane	6	3	3	0	0-0	0
21 Hammond	5	4	1	1	0-0	0
22 Hardee	1	1	0	0	0-0	0
Dolbin	1	1	0	1	0-0	0
<b>TOTALS</b>	<b>908</b>	<b>683</b>	<b>225</b>	<b>32</b>	<b>24-425</b>	<b>11</b>

## 1976 GAMES STARTED

OFFENSE		DEFENSE	
QB Penrose, Craig	2	DE Chavous, Barney	14
QB Ramsey, Steve	12	DE Smith, Paul	10
RB Armstrong, Otis	14	DE Turk, Godwin	2
RB Frankowski, Mike	1	DE White, Jim	1
RB Keyworth, Jon	13	DT Alzado, Lyle	1
WR Dolbin, Jack	5	DT Carter, Rubin	14
WR Moses, Haven	14	DT Grant, John	10
WR Upchurch, Rick	9	LB Gradishar, Randy	14
TE Odums, Riley	14	LB Jackson, Tom	14
C Maples, Bobby	10	LB Rizzo, Joe	12
C Olson, Phil	4	LB Swenson, Bob	6
T Bain, Bill	13	CB Foley, Steve	6
T Minor, Claudie	14	CB Jones, Calvin	8
T Montgomery, Marv	1	CB Wright, Louis	14
G Glasick, Tom	14	S Rowser, John	14
G Lyons, Tommy	14	S Thompson, Billy	14

## 1976 COACHES

**John Ralston** (Head Coach), **Max Coley** (Offensive Coordinator/Backfield), **Joe Collier** (Defensive Coordinator), **Kay Dalton** (Wide Receivers), **Bob Gambold** (Defensive Backs), **Mike Giddings** (Asst. Offensive Line), **Charley Johnson** (Quarterbacks), **Stan Jones** (Defensive Line), **Myrel Moore** (Linebackers), **Doc Ulrich** (Offensive Line).

## 1976 LEADERS / RANKINGS

INDIVIDUAL	PLAYER	NO.	AFC RANK	NFL RANK	NFL LEADER	NO.
Points	Turner	81	61	13	Linhart (BAL)	109
Rushing Yards	Armstrong	1,008	6	11	Simpson (BUF)	1,503
Passing Yards	Ramsey	1,931	8	13	Jones (BAL)	3,104
Passer Rating	Ramsey	65.1	9	14	Stabler (OAK)	103.4
Receiving Yards	Moses	498	18	36	Carr (BAL)	1,112
Receptions	Armstrong	39	19	33	Lane (KC)	66
Interceptions	Jackson	7	31	61	Jackson, M. (LA)	10

OFFENSE	NO.	AFC RANK	NFL RANK	NFL LEADER	NO.
Points Per Game	22.5	6	7	Baltimore	26.1
Total Yards Per Game	295.4	11	16	Baltimore	374.0
Yards Per Play	4.6	101	141	Oakland	5.5
Rushing Yards Per Game	138.0	10	19	Pittsburgh	212.2
Net Passing Yards Per Game	157.4	7	12	Baltimore	209.5

DEFENSE	NO.	AFC RANK	NFL RANK	NFL LEADER	NO.
Points Per Game	14.7	2	6	Pittsburgh	9.9
Total Yards Per Game	266.7	3	8	Pittsburgh	237.4
Yards Per Play	4.1	2	51	Pittsburgh	3.8
Rushing Yards Per Game	122.1	2	3	Pittsburgh	104.1
Net Passing Yards Per Game	144.6	4	12	Minnesota	112.5

## 1976 KEY AWARDS

**Pro Bowl** (2): RB Otis Armstrong, WR Rick Upchurch. **AP All-Pro** (1): KR Rick Upchurch (first team).

## 1976 NFL STANDINGS

### AFC EAST

Team	W	L	T	Pct	PF	PA
y-Baltimore	11	3	0	.786	417	246
x-New England	11	3	0	.786	376	236
Miami	6	8	0	.429	263	264
New York Jets	3	11	0	.214	169	383
Buffalo	2	12	0	.143	245	363

### AFC CENTRAL

Team	W	L	T	Pct	PF	PA
y-Pittsburgh	10	4	0	.714	342	138
Cincinnati	10	4	0	.714	335	210
Cleveland	9	5	0	.643	267	287
Houston	5	9	0	.357	222	273

### AFC WEST

Team	W	L	T	Pct	PF	PA
*y-Oakland	13	1	0	.929	350	237
<b>Denver</b>	<b>9</b>	<b>5</b>	<b>0</b>	<b>.643</b>	<b>315</b>	<b>206</b>
San Diego	6	8	0	.429	248	285
Kansas City	5	9	0	.357	290	376
Tampa Bay	0	14	0	.000	125	412

### NFC EAST

Team	W	L	T	Pct	PF	PA
y-Dallas	11	3	0	.786	296	194
x-Washington	10	4	0	.714	291	217
St. Louis	10	4	0	.714	309	267
Philadelphia	4	10	0	.286	165	286
New York Giants	3	11	0	.214	170	250

### NFC CENTRAL

Team	W	L	T	Pct	PF	PA
*y-Minnesota	11	2	1	.821	305	176
Chicago	7	7	0	.500	253	216
Detroit	6	8	0	.429	262	220
Green Bay	5	9	0	.357	218	299

### NFC WEST

Team	W	L	T	Pct	PF	PA
y-Los Angeles	10	3	1	.750	351	190
San Francisco	8	6	0	.571	270	190
Atlanta	4	10	0	.286	172	312
New Orleans	4	10	0	.286	253	346
Seattle	2	12	0	.143	229	429

x - Wild Card Qualifier; y - Division Title; \* - Home-field Advantage

## DIVISIONAL PLAYOFF GAMES

12/18 - at Oakland 24, New England 21  
 12/18 - at Minnesota 35, Washington 20  
 12/19 - Pittsburgh 40, at Baltimore 14  
 12/19 - Los Angeles 14, at Dallas 12

## CONFERENCE CHAMPIONSHIPS

12/26 - at Oakland 24, Pittsburgh 7  
 12/26 - at Minnesota 24, Los Angeles 13

## SUPER BOWL XI (PASADENA, CALIF.)

1/9 - Oakland 32, Minnesota 14

## 1975 FINAL STATISTICS (6-8)

Head Coach: John Ralston    AFC West: 2nd    Home Stadium: Mile High Stadium

Date	W-L	Score	Opponent	Attendance	RUSHING	No.	Yds.	Avg.	Long	TD
Sept 21	W	37-33	Kansas City	51,858	Keyworth	182	725	4.0	34	3
Sept 29	W	23-13	Green Bay	52,491	Little	125	445	3.6	19	2
Oct 5	L	14-38	at Buffalo	79,798	Lynch	57	218	3.8	20	3
Oct 12	L	9-20	at Pittsburgh	49,164	Armstrong	31	155	5.0	33	0
Oct 19	W	16-15	Cleveland	52,540	Ross	42	121	2.9	21	0
Oct 26	L	13-26	at Kansas City	70,043	Upchurch	16	97	6.1	15	1
Nov 2	L	17-42	Oakland	52,330	Dolbin	5	72	14.4	25	0
Nov 9	L	16-17	Cincinnati	49,702	Hufnagel	8	47	5.9	13	0
Nov 16	W	27-17	at San Diego	26,048	Ramsey	6	38	6.3	17	0
Nov 23	L	21-35	at Atlanta	28,686	Odoms	5	27	5.4	12	0
Nov 30	W	13-10	San Diego (OT)	44,982	Van Heusen	2	26	13.0	24	0
Dec 8	L	10-17	at Oakland	51,075	Johnson	10	21	2.1	13	0
Dec 14	W	25-10	Philadelphia	36,860	Franckowiak	1	1	1.0	1	0
Dec 20	L	13-14	at Miami	43,064	<b>BRONCOS</b>	<b>490</b>	<b>1993</b>	<b>4.1</b>	<b>34</b>	<b>9</b>
					<b>OPPONENTS</b>	<b>526</b>	<b>1974</b>	<b>3.8</b>	<b>6.5</b>	<b>19</b>

TEAM STATISTICS		Den	Opp	RECEIVING		No.	Yds.	Avg.	Long	TD	
TOTAL FIRST DOWNS		268	247	Keyworth		42	314	7.5	19t	1	
Rushing		109	121	Odoms		40	544	13.6	43	3	
Passing		137	104	Moses		29	505	17.4	33	2	
Penalty		22	22	Little		29	308	10.6	66t	2	
3RD DOWN: MADE/ATT		84/212	76/209	Dolbin		22	421	19.1	41	3	
3rd Down Pct.		39.6	36.4	Upchurch		18	436	24.2	90t	2	
TOTAL NET YARDS		4534	4006	Van Heusen		15	246	16.4	28	1	
Avg. Per Game		323.9	286.1	Ross		7	69	9.9	30	0	
Total Plays		964	901	Lynch		6	33	5.5	19	1	
Avg. Per Play		4.7	4.4	Brown		1	14	14.0	14	0	
NET YARDS RUSHING		1993	1974	Armstrong		1	10	10.0	10	0	
Avg. Per Game		142.4	141.0	BRONCOS		210	2900	13.8	90t	15	
Total Rushes		490	526	OPPONENTS		181	2245	12.4	69	14	
Avg. Per Rush		4.1	3.8								
NET YARDS PASSING		2541	2032	INTERCEPTIONS		No.	Yds.	Avg.	Long	TD	
Avg. Per Game		181.5	145.1	Gradishar		3	77	25.7	44	1	
Sacked/Yards Lost		47/359	27/213	Thompson		2	97	48.5	49	0	
Gross Yards		2900	2245	Thomas		2	66	33.0	36	0	
Att./Completions		427/210	348/181	Wright		2	9	4.5	9	0	
Completion Pct.		49.2	52.5	Jackson		2	0	0.0	0	0	
Had Intercepted		34	16	O'Malley		1	38	38.0	0	0	
PUNTS/AVERAGE		63/39.9	76/42.1	Swenson		1	4	4.0	4	0	
PUNT RETURNS/AVG		41/11.5	39/13.7	Rowser		1	2	2.0	2	0	
KICKOFF RETURNS/AVG		59/24.5	57/22.3	May		1	0	0.0	0	0	
MISC. RETURNS/AVG		4/68	1/6	Jones		1	0	0.0	0	0	
INTERCEPTIONS/RET.		16/18.3	34/13.1	BRONCOS		16	293	18.3	49	1	
PENALTIES/YARDS		92/785	88/779	OPPONENTS		34	447	13.1	41	1	
FUMBLES/BALL LOST		28/14	37/16								
TOTAL POINTS		254	307	PUNTING		No.	Yds.	Avg.	Long	B	
Avg. Points per Game		18.1	21.9	Van Heusen		63	2515	39.9	64	0	
Touchdowns		28	35	OPPONENTS		76	3200	42.1	60	0	
By Rushing		9	19								
By Passing		15	14	PUNT RETURNS		No.	FC	Yds.	Avg.	Long	TD
By Returns		4	2	Upchurch		27	4	312	11.6	51	0
Field Goals		21/29	21/28	Thompson		13	1	158	12.2	24	0
Conversions		23/28	34/35	Lynch		1	0	0.0	0	0	

SCORE BY PERIODS									OPPONENTS					
	1	2	3	4	OT	Total			39	4	534	13.7	64	0
BRONCOS	36	86	41	88	3	254								
OPPONENTS	54	81	88	84	0	307								
SCORING									KICKOFF RETURNS					
	TD	Ru	Pa	Rt	PAT	FG	\$	PTS	Upchurch	No.	Yds.	Avg.	Long	TD
Turner	0	0	0	0	23/26	21/28	0	86	Little	16	307	19.2	32	0
Keyworth	4	3	1	0	0/0	0/0	0	24	Ross	1	20	20.0	20	0
Dolbin	4	0	3	1	0/0	0/0	0	24	Severson	1	20	20.0	20	0
Little	4	2	2	0	0/0	0/0	0	24	Maples	1	15	15.0	15	0
Lynch	4	3	1	0	0/0	0/0	0	24	BRONCOS	59	1446	24.5	58	0
Odoms	4	0	3	1	0/0	0/0	0	24	OPPONENTS	57	1273	22.3	39	0
Upchurch	3	1	2	0	0/0	0/0	0	18	FIELD GOAL BREAKDOWN					
Moses	2	0	2	0	0/0	0/0	0	12	Distance	1-19	20-29	30-39	40-49	50+
Van Heusen	1	0	1	0	0/0	0/0	0	6	Turner	1/1	7/9	8/10	3/6	2/3
Gradishar	1	0	0	1	0/0	0/0	0	6	OPPONENTS					
Smith	1	0	0	1	0/0	0/0	0	6	2/2	8/9	4/6	1/3	1/4	1/4
BRONCOS	28	9	15	4	23/28	21/28	0	254	TURNER: (23G) (35G,39G,32G) (22G,39G,36G) (25G,48G,53G)					
OPPONENTS	35	19	14	2	34/35	21/28	0	307	(41N) (22N,53G) (38G) (22G, 46G) (52N,32N) (22G,23N,25G)					
									(40N,18G) (47G,29G) (39G,39G,41N,35N)					

PASSING	Att.	Comp.	Yds.	Comp. %	Yd./Att.	Sack/Lost	TD	TD %	Int	Int %	LG	Rtg.
Ramsey	233	128	1562	54.9	6.70	23/187	9	3.8	14	6.0	66t	63.4
Johnson	142	65	1021	45.8	7.19	10/179	5	3.5	12	8.5	90t	45.4
Hufnagel	51	16	287	31.4	5.62	13/84	1	2.0	8	15.7	80t	18.8
Van Heusen	1	1	30	100.0	30.00	0/0	0	0.0	0	0.0	30	119.0
<b>BRONCOS</b>	<b>427</b>	<b>210</b>	<b>2900</b>	<b>49.2</b>	<b>6.79</b>	<b>47/359</b>	<b>15</b>	<b>3.5</b>	<b>34</b>	<b>8.0</b>	<b>90t</b>	<b>49.9</b>
<b>OPPONENTS</b>	<b>348</b>	<b>181</b>	<b>2245</b>	<b>52.5</b>	<b>6.45</b>	<b>27/213</b>	<b>14</b>	<b>4.0</b>	<b>16</b>	<b>4.6</b>	<b>69</b>	<b>66.6</b>



## 1975 DEFENSIVE STATS

(based on unofficial press box statistics)

	TT	UT	A	SACKS	I-YDS	FR
1 Gradishar	132	106	26	3	3-77	0
2 T. Jackson	92	67	25	3	2-0	0
3 Alzado	79	55	24	7	0-0	2
4 Thompson	59	51	8	0	2-97	0
5 Grant	57	44	13	2	0-0	3
6 Rizzo	54	38	16	0	0-0	0
7 Carter	52	28	24	2	0-0	0
8 P. Smith	47	34	13	4.5	0-0	1
9 Wright	43	36	7	0	2-9	0
10 Chavous	42	28	14	4.5	0-0	0
11 Rowser	37	32	5	0	1-2	1
12 Swenson	31	26	5	0	1-4	0
13 O'Malley	29	25	4	0	1-38	0
May	29	20	9	0	1-0	0
15 Jones	26	24	2	0	1-0	0
16 E. Thomas	19	14	5	0	2-66	1
17 Severson	18	11	7	0	0-0	2
18 Polti	15	7	8	0	0-0	0
19 Olsen	14	12	2	1	0-0	0
20 Maples	6	6	0	0	0-0	0
<b>TOTALS</b>	<b>881</b>	<b>664</b>	<b>217</b>	<b>27</b>	<b>16-293</b>	<b>10</b>

## 1975 GAMES STARTED

OFFENSE		DEFENSE	
QB Hufnagel, John	1	DE Carter, Rubin	7
QB Johnson, Charley	6	DE Chavous, Barney	9
QB Ramsey, Steve	7	DE Grant, John	13
RB Armstrong, Otis	3	DE Olsen, Phil	1
RB Keyworth, Jon	14	DT Alzado, Lyle	14
RB Little, Floyd	10	DT Smith, Paul	12
RB Lynch, Fran	1	LB Gradishar, Randy	14
WR Dolbin, Jack	1	LB Jackson, Tom	14
WR Moses, Haven	14	LB May, Ray	8
WR Van Heusen, Bill	13	LB Rizzo, Joe	6
TE Odoms, Riley	14	CB Jones, Calvin	8
C Maples, Bobby	14	CB/S Rowser, John	13
T Current, Mike	7	CB Thomas, Earlie	6
T Minor, Claude	14	CB Wright, Louis	11
T Montgomery, Marv	7	S Polti, Randy	1
T Rogers, Stan	2	S Severson, Jeff	3
G Howard, Paul	14	S Thompson, Billy	14
G Lyons, Tom	10		
G Schaukowitz, Carl	2		

## 1975 COACHES

**John Ralston** (Head Coach), **Max Coley** (Offensive Coordinator/Backfield), **Joe Collier** (Defensive Coordinator), **Kay Dalton** (Wide Receivers), **Jerry Frei** (Offensive Line), **Bob Gambold** (Defensive Backs), **Myrel Moore** (Linebackers/Special Teams), **Doc Ulrich** (Defensive Line).

## 1975 LEADERS / RANKINGS

INDIVIDUAL	PLAYER	NO.	AFR RANK	NFL RANK	NFL LEADER	NO.
Points	Turner	86	6	10	Simpson (BUF)	138
Rushing Yards	Keyworth	725	9	16	Simpson (BUF)	1,817
Passing Yards	Ramsey	1,562	11	21	Anderson (CIN)	3,169
Passer Rating	Ramsey	63.4	6	12	Anderson (CIN)	93.9
Receiving Yards	Odoms	544	19t	34t	Burroughs (HOU)	1,063
Receptions	Keyworth	42	13t	26t	Foreman (MIN)	73
Interceptions	Gradishar	3	29t	54t	Blount (PIT)	11

OFFENSE	NO.	AFR RANK	NFL RANK	NFL LEADER	NO.
Points Per Game	18.1	11	17	Buffalo	30.0
Total Yards Per Game	323.9	5	10	Buffalo	390.5
Yards Per Play	4.7	7t	12t	Buffalo	5.7
Rushing Yards Per Game	142.4	8	13	Buffalo	212.4
Net Passing Yards Per Game	181.5	2	7	Cincinnati	231.5

DEFENSE	NO.	AFR RANK	NFL RANK	NFL LEADER	NO.
Points Per Game	21.9	7	18	Los Angeles	9.6
Total Yards Per Game	286.1	5	9	Minnesota	225.2
Yards Per Play	4.4	4t	8t	Los Angeles	3.9
Rushing Yards Per Game	141.0	6	13	Minnesota	109.4
Net Passing Yards Per Game	145.1	5	7	Minnesota	115.8

## 1975 KEY AWARDS

**Pro Bowl (2):** LB Randy Gradishar, TE Riley Odoms. **All-Pro (1):** TE Riley Odoms.

## 1975 NFL STANDINGS

## AFC EAST

Team	W	L	T	Pct	PF	PA
y-Baltimore	10	4	0	.714	395	269
Miami	10	4	0	.714	357	222
Buffalo	8	6	0	.571	420	355
New York Jets	3	11	0	.214	258	433
New England	3	11	0	.214	258	358

## AFC CENTRAL

Team	W	L	T	Pct	PF	PA
*y-Pittsburgh	12	2	0	.857	373	162
x-Cincinnati	11	3	0	.786	340	246
Houston	10	4	0	.714	293	226
Cleveland	3	11	0	.214	218	372

## AFC WEST

Team	W	L	T	Pct	PF	PA
y-Oakland	11	3	0	.786	375	255
<b>Denver</b>	<b>6</b>	<b>8</b>	<b>0</b>	<b>.429</b>	<b>254</b>	<b>307</b>
Kansas City	5	9	0	.357	282	341
San Diego	2	12	0	.143	189	345

## NFC EAST

Team	W	L	T	Pct	PF	PA
y-St. Louis	11	3	0	.786	356	276
x-Dallas	10	4	0	.714	350	268
Washington	8	6	0	.571	325	276
New York Giants	5	9	0	.357	216	306
Philadelphia	4	10	0	.286	225	302

## NFC CENTRAL

Team	W	L	T	Pct	PF	PA
*y-Minnesota	12	2	0	.857	377	180
Detroit	7	7	0	.500	245	262
Chicago	4	10	0	.286	191	379
Green Bay	4	10	0	.286	226	285

## NFC WEST

Team	W	L	T	Pct	PF	PA
y-Los Angeles	12	2	0	.857	312	135
San Francisco	5	9	0	.357	255	286
Atlanta	4	10	0	.286	240	289
New Orleans	2	12	0	.143	165	360

x - Wild Card Qualifier; y - Division Title; \* - Home-field Advantage

## DIVISIONAL PLAYOFF GAMES

12/27 - at Pittsburgh 28, Baltimore 10  
 12/27 - at Los Angeles 35, St. Louis 23  
 12/28 - at Oakland 31, Cincinnati 28  
 12/28 - Dallas 17, at Minnesota 14

## CONFERENCE CHAMPIONSHIPS

1/4 - at Pittsburgh 16, Oakland 10  
 1/4 - Dallas 37, at Los Angeles 7

## SUPER BOWL X (MIAMI)

1/18 - Pittsburgh 21, Dallas 17

## 1974 FINAL STATISTICS (7-6-1)

**Head Coach:** John Ralston    **AFC West:** 2nd    **Home Stadium:** Mile High Stadium

Date	W-L	Score	Opponent	Attendance	RUSHING	No.	Yds.	Avg.	Long	TD
Sept 15	L	10-17	Los Angeles	56,981	Armstrong	263	1407	5.3	43	9
Sept 22	T	35-35	Pittsburgh (OT)	50,858	Keyworth	81	374	4.6	30t	10
Sept 30	L	3-30	at Washington	54,395	Little	117	312	2.7	22	1
Oct 6	W	17-14	at Kansas City	67,298	Odoms	4	25	6.3	31	0
Oct 13	W	33-17	New Orleans	50,748	Hufnagel	2	22	11.0	18	0
Oct 20	W	27-7	San Diego	50,748	Moses	2	16	8.0	11	0
Oct 27	L	21-23	at Cleveland	60,478	Ross	3	8	2.7	7	0
Nov 3	L	17-28	Oakland	45,766	Stowe	1	1	1.0	1	0
Nov 10	W	17-6	at Baltimore	32,244	Van Heusen	1	-1	-1.0	-1	0
Nov 18	L	34-42	Kansas City	50,236	Lynch	3	-2	-0.7	1	0
Nov 24	W	20-17	at Oakland	51,224	Ramsey	5	-2	-0.4	1	0
Nov 28	W	31-27	at Detroit	51,157	Johnson	4	-3	-0.8	-1	0
Dec 8	W	37-14	Houston	46,942	<b>BRONCOS</b>	<b>486</b>	<b>2157</b>	<b>4.4</b>	<b>43</b>	<b>20</b>
Dec 15	L	0-17	at San Diego	35,756	<b>OPPONENTS</b>	<b>487</b>	<b>1808</b>	<b>3.7</b>	<b>27</b>	<b>17</b>

TEAM STATISTICS		Den	Opp	RECEIVING		No.	Yds.	Avg.	Long	TD	
TOTAL FIRST DOWNS		258	265	Odoms	42	639	15.2	41	6	0	
Rushing		120	109	Armstrong	38	405	10.7	48t	3	0	
Passing		118	135	Moses	34	559	16.4	42	2	0	
Penalty		20	21	Little	29	344	11.8	72	0	0	
3RD DOWN: MADE/ATT		63/176	88/218	Van Heusen	16	421	26.3	73t	4	0	
3rd Down Pct.		35.8	40.4	Keyworth	12	109	9.1	18	0	0	
TOTAL NET YARDS		4485	4391	Simmons	10	161	16.1	36	2	0	
Avg. Per Game		320.4	313.6	Stowe	2	9	4.5	5	1	0	
Total Plays		861	945	Ross	1	13	13.0	13	0	0	
Avg. Per Play		5.2	4.6	BRONCOS		184	2660	14.5	73t	18	
NET YARDS RUSHING		2157	1808	OPPONENTS		237	2805	11.8	61t	14	
Avg. Per Game		154.1	129.1								
Total Rushes		486	487	INTERCEPTIONS		No.	Yds.	Avg.	Long	TD	
Avg. Per Rush		4.4	3.7	Thompson	5	105	21.0	38t	1	0	
NET YARDS PASSING		2328	2583	Jones	5	19	3.8	11	0	0	
Avg. Per Game		166.3	184.5	Rowser	4	56	14.0	33	0	0	
Sacked/Yards Lost		45/332	32/222	May	2	40	20.0	25	0	0	
Gross Yards		2660	2805	T. Jackson	1	39	39.0	39	0	0	
Att./Completions		329/184	426/237	Greer	1	23	23.0	23	0	0	
Completion Pct.		55.9	55.6	Laskey	1	3	3.0	3	0	0	
Had Intercepted		17	22	Pitts	1	2	2.0	2	0	0	
PUNTS/AVERAGE		75/40.3	70/42.6	E. Smith	1	0	0.0	0	0	0	
PUNT RETURNS/AVG		43/11.0	45/11.8	Tyler	1	0	0.0	0	0	0	
KICKOFF RETURNS/AVG		54/22.0	57/24.0	Hepburn	0	*22	0.0	22	0	0	
MISC. RETURNS/AVG		1/2	3/57	BRONCOS		22	309	14.0	39	1	
INTERCEPTIONS/RET.		22/14.0	17/17.9	OPPONENTS		17	304	17.9	55t	3	
PENALTIES/YARDS		76/632	78/585	*return yardage gained by lateral							
FUMBLES/BALL LOST		23/13	22/11	PUNTING		No.	Yds.	Avg.	Long	B	
TOTAL POINTS		302	294	Van Heusen	75	3024	40.3	61	0	0	
Avg. Points per Game		21.6	21.0	OPPONENTS		70	2985	42.6	66	0	
Touchdowns		39	35								
By Rushing		20	17	PUNT RETURNS		No.	FC	Yds.	Avg.	Long	TD
By Passing		18	14	Thompson	26	1	350	13.5	60	0	0
By Returns		1	4	Little	4	1	34	8.5	17	0	0
Field Goals		11/21	16/42	Greer	13	5	90	6.9	12	0	0
Conversions		35/39	34/35	BRONCOS		43	7	474	11.0	60	0
				OPPONENTS		45	1	529	11.8	72	0

SCORE BY PERIODS		1	2	3	4	OT	Total
<b>BRONCOS</b>		80	80	91	51	0	302
<b>OPPONENTS</b>		65	88	73	68	0	294

SCORING	TD	Ru	Pa	Rt	PAT	FG	S	PTS
Armstrong	12	9	3	0	0/0	0/0	0	72
Turner	0	0	0	0	35/38	11/21	0	68
Keyworth	10	10	0	0	0/0	0/0	0	60
Odoms	6	0	6	0	0/0	0/0	0	36
Van Heusen	4	0	4	0	0/0	0/0	0	24
Simmons	2	0	2	0	0/0	0/0	0	12
Moses	2	0	2	0	0/0	0/0	0	12
Thompson	1	0	0	1	0/0	0/0	0	6
Little	1	1	0	0	0/0	0/0	0	6
Stowe	1	0	1	0	0/0	0/0	0	6
<b>BRONCOS</b>	<b>39</b>	<b>20</b>	<b>18</b>	<b>1</b>	<b>35/39</b>	<b>11/21</b>	<b>0</b>	<b>302</b>
<b>OPPONENTS</b>	<b>35</b>	<b>17</b>	<b>14</b>	<b>4</b>	<b>34/35</b>	<b>16/42</b>	<b>1</b>	<b>294</b>

KICKOFF RETURNS	No.	Yds.	Avg.	Long	TD
Thompson	13	325	25.0	37	0
Armstrong	16	386	24.1	41	0
Keyworth	4	85	22.3	26	0
Little	8	171	21.4	31	0
Brown	3	56	18.7	22	0
Ross	7	117	16.7	31	0
Criter	3	48	16.0	20	0
<b>BRONCOS</b>	<b>54</b>	<b>1188</b>	<b>22.0</b>	<b>41</b>	<b>0</b>
<b>OPPONENTS</b>	<b>57</b>	<b>1369</b>	<b>24.0</b>	<b>84t</b>	<b>1</b>

FIELD GOAL BREAKDOWN					
Distance	1-19	20-29	30-39	40-49	50+
Turner	0/1	3/4	6/7	2/8	0/1
<b>OPPONENTS</b>	<b>2/2</b>	<b>8/9</b>	<b>4/6</b>	<b>1/3</b>	<b>1/4</b>

**TURNER:** (39G) (41N) (34G) (41G,19N) (24N) (34G, 20G) (47N,51N) (27G) (37G) ( ) (30G,33G,42N) (42N,21G,45N) (43G,44N) (31N)

**SACKS:** Alzado 13, Chavous 9, T. Jackson 4, Duranko 1, Grant 1, May 1, E. Smith 1, Simone 1, Pitts 1, **TOTAL 32.0**

PASSING	Att.	Comp.	Yds.	Comp.%	Yd./Att.	Sack/Lost	TD	TD%	Int	Int%	LG	Rtg.
Johnson	244	136	1969	55.7	8.07	35/270	13	5.3	9	3.7	73t	84.3
Ramsey	74	41	580	55.4	7.84	9/55	5	6.8	7	9.5	43t	64.0
Hufnagel	10	6	70	60.0	7.00	1/7	0	0.0	1	14.3	28	41.7
Van Heusen	1	1	41	100.0	41.00	0/0	0	0.0	0	0.0	41	120.0
<b>BRONCOS</b>	<b>329</b>	<b>184</b>	<b>2660</b>	<b>55.9</b>	<b>8.09</b>	<b>45/332</b>	<b>18</b>	<b>5.5</b>	<b>17</b>	<b>5.2</b>	<b>73t</b>	<b>79.1</b>
<b>OPPONENTS</b>	<b>426</b>	<b>237</b>	<b>2805</b>	<b>55.6</b>	<b>6.58</b>	<b>32/222</b>	<b>14</b>	<b>3.3</b>	<b>22</b>	<b>5.2</b>	<b>61t</b>	<b>65.3</b>

## 1974 DEFENSIVE STATS

(based on unofficial press box statistics)

	TT	UT	A	SACKS	I-YDS	FR
1 Jackson	121	80	41	4	1-39	0
2 May	103	68	35	1	2-40	1
3 Thompson	86	63	23	0	5-105	2
4 Alzado	84	58	26	13	0-0	2
5 Chavous	82	53	29	9	0-0	2
6 Grant	54	38	16	1	0-0	0
7 Gradishar	53	42	11	0	0-0	0
8 O'Malley	53	36	17	0	0-0	0
9 Jones	47	41	6	0	5-19	0
10 Laskey	45	32	13	0	1-3	1
11 Greer	43	27	16	0	1-23	1
12 Rowser	42	36	6	0	4-56	0
13 Simone	29	21	8	1	0-0	1
14 Duranko	28	17	11	1	0-0	0
15 Criter	23	18	5	0	0-0	0
Hepburn	23	17	6	0	0-22	0
17 Pitts	18	14	4	1	1-2	0
18 P. Smith	13	4	9	0	0-0	1
19 Rizzo	10	10	0	0	0-0	0
20 Tyler	8	7	1	0	1-0	0
21 Graham	5	5	0	0	0-0	0
Kampa	5	3	2	0	0-0	0
23 E. Smith	4	2	2	1	1-0	0
<b>TOTALS</b>	<b>979</b>	<b>692</b>	<b>287</b>	<b>32</b>	<b>22-309</b>	<b>11</b>

## 1974 GAMES STARTED

OFFENSE		DEFENSE	
QB Johnson, Charley	13	DE Alzado, Lyle	14
QB Ramsey, Steve	1	DE Chavous, Barney	14
RB Armstrong, Otis	14	DT Duranko, Pete	9
RB Keyworth, Jon	5	DT Grant, John	13
RB Little Floyd	9	DT Kampa, Bob	1
WR Masters, Billy	1	DT Smith, Ed	3
WR Moses, Haven	13	DT Smith, Paul	2
WR Simmons, Jerry	2	LB Gradishar, Randy	3
WR Van Heusen, Bill	12	LB Jackson, Tom	12
TE Odoms, Riley	14	LB Laskey, Bil	10
C Maples, Bobby	14	LB May, Ray	12
T Current, Mike	14	LB O'Malley, Jim	5
T Minor, Claudie	14	CB Hepburn, Lonnie	4
G Howard, Paul	5	CB Jones, Calvin	14
G Jackson, Larron	9	CB Rowser, John	10
G Lyons, Tom	14	S Greer, Charles	10
		S Pitts, John	4
		S Thompson, Billy	14

## 1974 COACHES

**John Ralston** (Head Coach), **Max Coley** (Offensive Coordinator/Backfield), **Joe Collier** (Defensive Coordinator), **Kay Dalton** (Wide Receivers), **Jerry Frei** (Offensive Line), **Bob Gambold** (Defensive Backs), **Myrel Moore** (Linebackers/Special Teams), **Doc Ulrich** (Defensive Line).

## 1974 LEADERS / RANKINGS

INDIVIDUAL	PLAYER	NO.	AFC RANK	NFL RANK	NFL LEADER	NO.
Points	Armstrong	72	71	111	Marcol (GB)	94
Rushing Yards	Armstrong	1,407	1	1	Armstrong (DEN)	1,407
Passing Yards	Johnson	1,969	5	8	Anderson (CIN)	2,667
Passer Rating	Johnson	84.3	3	4	Anderson (CIN)	95.7
Receiving Yards	Odoms	639	4	12	Branch (OAK)	1,092
Receptions	Odoms	42	41	151	Mitchell (BAL)	72
Interceptions	Thompson/Jones	5	81	131	Thomas (KC)	12
OFFENSE		NO.	AFC RANK	NFL RANK	NFL LEADER	NO.
Points Per Game		21.5	5	8	Oakland	25.4
Total Yards Per Game		320.4	3	5	Dallas	355.9
Yards Per Play		5.2	2	2	Cincinnati	5.4
Rushing Yards Per Game		154.1	4	5	Dallas	175.3
Net Passing Yards Per Game		166.3	5	9	Washington	200.1
DEFENSE		NO.	AFC RANK	NFL RANK	NFL LEADER	NO.
Points Per Game		21.0	10	22	Los Angeles	12.9
Total Yards Per Game		313.6	9	21	Pittsburgh	219.6
Yards Per Play		4.6	41	121	Pittsburgh	3.6
Rushing Yards Per Game		129.1	5	13	Los Angeles	93.0
Net Passing Yards Per Game		184.5	11	24	Pittsburgh	104.7

## 1974 KEY AWARDS

**Pro Bowl** (2): RB Otis Armstrong, TE Riley Odoms. **All-Pro** (2): RB Otis Armstrong, TE Riley Odoms.

## 1974 NFL STANDINGS

### AFC EAST

Team	W	L	T	Pct	PF	PA
y-Miami	11	3	0	.786	327	216
x-Buffalo	9	5	0	.643	264	244
New England	7	7	0	.500	348	289
New York Jets	7	7	0	.500	279	300
Baltimore	2	12	0	.143	190	329

### AFC CENTRAL

Team	W	L	T	Pct	PF	PA
y-Pittsburgh	10	3	1	.750	305	189
Houston	7	7	0	.500	236	282
Cincinnati	7	7	0	.500	283	259
Cleveland	4	10	0	.286	251	344

### AFC WEST

Team	W	L	T	Pct	PF	PA
y-Oakland	12	2	0	.857	355	228
<b>Denver</b>	<b>7</b>	<b>6</b>	<b>1</b>	<b>.563</b>	<b>302</b>	<b>294</b>
Kansas City	5	9	0	.357	233	293
San Diego	5	9	0	.357	212	285

### NFC EAST

Team	W	L	T	Pct	PF	PA
y-St. Louis	10	4	0	.714	285	218
x-Washington	10	4	0	.714	320	196
Dallas	8	6	0	.571	297	235
Philadelphia	7	7	0	.500	242	217
New York Giants	2	12	0	.143	195	299

### NFC CENTRAL

Team	W	L	T	Pct	PF	PA
y-Minnesota	10	4	0	.714	310	195
Detroit	7	7	0	.500	256	270
Green Bay	6	8	0	.429	210	206
Chicago	4	10	0	.286	152	279

### NFC WEST

Team	W	L	T	Pct	PF	PA
y-Los Angeles	10	4	0	.714	263	181
San Francisco	6	8	0	.429	226	236
New Orleans	5	9	0	.357	166	263
Atlanta	3	11	0	.214	111	271

x - Wild Card Qualifier; y - Division Title

## DIVISIONAL PLAYOFF GAMES

12/21 - at Oakland 28, Miami 26

12/21 - at Minnesota 30, St. Louis 14

12/22 - at Pittsburgh 32, Buffalo 10

12/22 - at Los Angeles 19, Washington 10

## CONFERENCE CHAMPIONSHIPS

12/29 - Pittsburgh 24, at Oakland 13

12/29 - at Minnesota 14, Los Angeles 10

## SUPER BOWL IX (NEW ORLEANS)

1/12 - Pittsburgh 16, Minnesota 6



## 1973 FINAL STATISTICS (7-5-2)

**Head Coach:** John Ralston    **AFC West:** 3rd    **Home Stadium:** Mile High Stadium

Date	W-L	Score	Opponent	Attendance	RUSHING	No.	Yds.	Avg.	Long	TD
Sept 16	W	28-10	Cincinnati	49,059	Little	256	979	3.8	47	12
Sept 23	L	34-36	San Francisco	51,706	Dawkins	160	706	4.4	72t	2
Sept 30	L	14-33	Chicago	51,159	Armstrong	26	90	3.5	24	0
Oct 7	L	14-16	at Kansas City	71,414	Anderson	19	61	3.2	11	1
Oct 14	W	48-20	at Houston	32,801	Odoms	5	53	10.6	21	0
Oct 22	T	23-23	Oakland	51,270	Ross	5	21	4.2	8	0
Oct 28	W	40-28	at New York	55,108	Van Heusen	4	34	8.5	32	0
Nov 4	T	17-17	at St. Louis	46,565	Moses	3	25	8.3	22t	1
Nov 11	W	30-19	San Diego	51,034	Johnson	7	-2	-0.3	0	0
Nov 18	W	23-13	at Pittsburgh	48,580	Simmons	1	-4	-4.0	-4	0
Nov 25	W	14-10	Kansas City	51,331	Masters	1	-9	-9.0	-9	0
Dec 2	L	10-22	Dallas	51,508	<b>BRONCOS</b>	<b>487</b>	<b>1954</b>	<b>4.0</b>	<b>72t</b>	<b>16</b>
Dec 9	W	42-28	at San Diego	44,954	<b>OPPONENTS</b>	<b>455</b>	<b>1795</b>	<b>4.0</b>	<b>30</b>	<b>14</b>
Dec 16	L	17-21	at Oakland	51,910						

TEAM STATISTICS	Den	Opp
TOTAL FIRST DOWNS	253	239
Rushing	111	97
Passing	127	121
Penalty	15	21
3RD DOWN: MADE/ATT	79/203	77/203
3rd Down Pct.	38.9	37.9
TOTAL NET YARDS	4473	4235
Avg. Per Game	319.5	302.5
Total Plays	893	872
Avg. Per Play	5.0	4.9
NET YARDS RUSHING	1954	1795
Avg. Per Game	139.6	128.2
Total Rushes	487	455
Avg. Per Rush	4.0	4.0
NET YARDS PASSING	2519	2440
Avg. Per Game	179.9	174.3
Sacked/Yards Lost	27/187	36/326
Gross Yards	2706	2766
Att./Completions	378/196	417/202
Completion Pct.	51.9	48.4
Had Intercepted	20	14
PUNTS/AVERAGE	69/45.1	69/43.3
PUNT RETURNS/AVG	40/10.1	31/8.3
KICKOFF RETURNS/AVG	36/22.0	61/20.4
MISC. RETURNS/AVG	4/25	6/57
INTERCEPTIONS/RET.	14/15.7	20/16.6
PENALTIES/YARDS	83/745	84/837
FUMBLES/BALL LOST	21/9	26/15
TOTAL POINTS	354	296
Avg. Points per Game	25.2	21.1
Touchdowns	41	31
By Rushing	16	14
By Passing	22	15
By Returns	3	2
Field Goals	22/33	28/35
Conversions	40/41	30/31

SCORE BY PERIODS	1	2	3	4	OT	Total
<b>BRONCOS</b>	79	83	80	112	—	354
<b>OPPONENTS</b>	57	98	72	69	—	296

SCORING	TD	Ru	Pa	Rt	PAT	FG	\$	PTS
Turner	0	0	0	0	40/40	22/33	0	106
Little	13	12	0	0	0/0	0/0	0	78
Moses	9	1	8	0	0/0	0/0	0	54
Odoms	7	0	7	0	0/0	0/0	0	42
Washington	3	0	3	0	0/0	0/0	0	18
Thompson	2	0	0	2	0/0	0/0	0	12
Dawkins	2	2	0	0	0/0	0/0	0	12
Anderson	1	1	0	0	0/0	0/0	0	6
Armstrong	1	0	1	0	0/0	0/0	0	6
Simmons	1	0	1	0	0/0	0/0	0	6
Van Heusen	1	0	1	0	0/0	0/0	0	6
Mitchell	1	0	0	1	0/0	0/0	0	6
Criter	0	0	0	0	0/0	0/0	1	2
<b>BRONCOS</b>	<b>41</b>	<b>16</b>	<b>22</b>	<b>3</b>	<b>40/41</b>	<b>22/33</b>	<b>1</b>	<b>354</b>
<b>OPPONENTS</b>	<b>31</b>	<b>14</b>	<b>15</b>	<b>2</b>	<b>30/31</b>	<b>28/35</b>	<b>1</b>	<b>296</b>

PASSING	Att.	Comp.	Yds.	Comp.%	Yd./Att.	Sack/Lost	TD	TD%	Int	Int%	LG	Rtg.
Johnson	346	184	2465	53.2	7.12	26/177	20	5.8	17	4.9	62t	75.3
Ramsey	27	10	194	37.0	7.18	0/0	2	7.4	2	7.4	76t	56.7
Anderson	3	2	47	66.6	15.73	0/0	0	0.0	0	0.0	0	150.0
Van Heusen	1	0	0	0.0	0.00	1/10	0	0.0	0	0.0	0	0.0
Turner	1	0	0	0.0	0.00	0/0	0	0.0	1	100.0	0	0.0
<b>BRONCOS</b>	<b>378</b>	<b>196</b>	<b>2706</b>	<b>51.9</b>	<b>7.16</b>	<b>27/187</b>	<b>22</b>	<b>5.8</b>	<b>20</b>	<b>5.3</b>	<b>76t</b>	<b>72.5</b>
<b>OPPONENTS</b>	<b>417</b>	<b>202</b>	<b>2766</b>	<b>48.4</b>	<b>6.63</b>	<b>36/326</b>	<b>16</b>	<b>3.8</b>	<b>14</b>	<b>3.4</b>	<b>80</b>	<b>68.9</b>

RECEIVING	No.	Yds.	Avg.	Long	TD
Odoms	43	629	14.6	47t	7
Little	41	423	10.3	50t	1
Dawkins	30	329	11.0	42	0
Moses	28	518	18.5	76t	8
Anderson	15	153	10.2	29	0
Simmons	13	249	19.2	53	1
Washington	10	150	15.0	28	3
Van Heusen	8	149	18.6	62t	1
Masters	5	65	13.0	28	0
Armstrong	2	43	21.5	36t	1
L. Jackson	1	-2	-2.0	-2	0
<b>BRONCOS</b>	<b>196</b>	<b>2706</b>	<b>13.8</b>	<b>76t</b>	<b>22</b>
<b>OPPONENTS</b>	<b>202</b>	<b>2766</b>	<b>13.7</b>	<b>80</b>	<b>15</b>

INTERCEPTIONS	No.	Yds.	Avg.	Long	TD
Jones	4	69	17.3	31	0
Thompson	3	96	32.0	59	1
Mitchell	2	43	21.5	40	1
Laskey	2	3	1.5	3	0
Forsberg	1	7	7.0	7	0
May	1	1	1.0	1	0
Greer	1	1	1.0	1	0
<b>BRONCOS</b>	<b>14</b>	<b>220</b>	<b>15.7</b>	<b>59</b>	<b>2</b>
<b>OPPONENTS</b>	<b>20</b>	<b>331</b>	<b>16.6</b>	<b>80</b>	<b>1</b>

PUNTING	No.	Yds.	Avg.	Long	B
Van Heusen	69	3114	45.1	78	0
<b>OPPONENTS</b>	<b>69</b>	<b>2988</b>	<b>43.3</b>	<b>68</b>	<b>1</b>

PUNT RETURNS	No.	FC	Yds.	Avg.	Long	TD
Thompson	3	6	366	12.2	53	0
Tyler	4	0	20	5.0	6	0
Greer	3	3	11	3.7	11	0
Little	1	0	7	7.0	7	0
Mitchell	1	0	0	0.0	0	0
Criter	1	0	0	0.0	0	0
<b>BRONCOS</b>	<b>40</b>	<b>9</b>	<b>404</b>	<b>10.1</b>	<b>53</b>	<b>0</b>
<b>OPPONENTS</b>	<b>31</b>	<b>12</b>	<b>257</b>	<b>8.3</b>	<b>44</b>	<b>0</b>

KICKOFF RETURNS	No.	Yds.	Avg.	Long	TD
Armstrong	20	472	23.6	50	0
Dawkins	10	222	22.2	31	0
Thompson	1	25	25.0	25	0
Tyler	1	23	23.0	23	0
R. Montgomery	1	22	22.0	22	0
Lynch	1	14	14.0	14	0
Forsberg	1	12	12.0	12	0
Simone	1	3	3.0	3	0
<b>BRONCOS</b>	<b>36</b>	<b>793</b>	<b>22.0</b>	<b>50</b>	<b>0</b>
<b>OPPONENTS</b>	<b>61</b>	<b>1244</b>	<b>20.4</b>	<b>82</b>	<b>1</b>

FIELD GOAL BREAKDOWN	Distance	1-19	20-29	30-39	40-49	50+
Turner	5/5	5/5	8/9	3/9	1/5	
<b>OPPONENTS</b>	<b>8/8</b>	<b>6/8</b>	<b>6/7</b>	<b>8/10</b>	<b>0/2</b>	

**TURNER:** ( ) (34G,28G) ( ) (49N,51N) (32G,12G) (47N,52N,43G, 37G,35G) (21G,47G,19G,33G) (45N,44N,42N,12G) (39G, 39N) (32G,52N,11G, 46G) (50N) (29G) (40N,25G,35G,15G, 29G,) (50G)

**SACKS:** P. Smith 11, Alzado 9, Chavous 6, Duranko 6, May 3, Forsberg 1, Graham 1, Thompson 1, **TOTAL 38.0**

## 1973 DEFENSIVE STATS

(based on unofficial press box statistics)

	TT	UT	A	SACKS	I-YDS	FR
1 Graham	95	72	23	1	0-0	1
2 P. Smith	94	70	24	11	0-0	1
3 Alzado	66	46	20	9	0-0	1
4 Duranko	59	44	15	6	0-0	1
5 May	57	48	9	3	1-1	0
6 Thompson	52	35	17	1	3-96	1
7 Greer	46	38	8	0	1-1	1
8 Chavous	43	28	15	6	0-0	2
9 Jones	41	37	4	0	4-69	1
10 Laskey	37	25	12	0	2-3	1
11 Simone	34	28	6	0	0-0	1
12 Jackson	31	26	5	0	0-0	0
13 Tyler	30	26	4	0	0-0	2
14 Mitchell	28	28	0	0	2-43	0
15 Criter	15	10	5	0	0-0	1
16 Montgomery	13	10	3	0	0-0	0
17 O'Malley	10	7	3	0	0-0	1
18 Grant	9	7	2	0	0-0	1
19 Forsberg	8	7	1	1	1-7	0
20 Hackbert	7	4	3	0	0-0	0
21 Pitts	6	3	3	0	0-0	0
22 E. Smith	2	2	0	0	0-0	0
<b>TOTALS</b>	<b>783</b>	<b>601</b>	<b>182</b>	<b>38</b>	<b>14-220</b>	<b>16</b>

## 1973 GAMES STARTED

### OFFENSE

QB Johnson, Charley	14	DE Alzado, Lyle	14
RB Armstrong, Otis	1	DE Chavous, Barney	14
RB Dawkins, Joe	14	DT Duranko, Pete	14
RB Little, Floyd	13	DT Smith, Paul	14
WR Moses, Haven	14	LB Graham, Tom	14
WR Simmons, Jerry	13	LB Jackson, Tom	4
WR Van Heusen, Bill	1	LB Laskey, Bill	11
TE Odums, Riley	14	LB May, Ray	10
C Maples, Bobby	14	LB Simone, Mike	3
T Current, Mike	14	CB Jones, Calvin	14
T Montgomery, Marv	10	CB Mitchell, Leroy	12
G Jackson, Larron	12	CB Montgomery, Randy	2
G Lyons, Tom	14	S Greer, Charles	10
G Schnitker, Mike	6	S Hackbart, Dale	2
		S Thompson, Billy	14
		S Tyler, Maurice	2

## 1973 COACHES

**John Ralston** (Head Coach), **Max Coley** (Offensive Coordinator/Backfield), **Joe Collier** (Defensive Coordinator/Defensive Backs), **Dick Coury** (Wide Receivers), **Jerry Frei** (Offensive Line), **Bob Gambold** (Linebackers), **Myrel Moore** (Special Teams), **Doc Ulrich** (Defensive Line).

## 1973 LEADERS / RANKINGS

INDIVIDUAL	PLAYER	NO.	AFC RANK	NFL RANK	NFL LEADER	NO.
Points	Turner	106	3	5t	Ray (LA)	130
Rushing Yards	Little	979	5	9	Simpson (BUF)	2,003
Passing Yards	Johnson	2,465	2	3	Gabriel (PHI)	3,219
Passer Rating	Johnson	75.3	4	11	Staubach (DAL)	94.6
Receiving Yards	Odums	629	7	14	Carmichael (PHI)	1,116
Receptions	Odums	43	10t	15t	Carmichael (PHI)	67
Interceptions	Jones	4	9t	22t	Anderson (MIA)/Wagner (PIT)	8

OFFENSE	NO.	AFC RANK	NFL RANK	NFL LEADER	NO.
Points Per Game	25.3	1	3	Los Angeles	27.7
Total Yards Per Game	319.5	3	6	Los Angeles	350.4
Yards Per Play	5.0	4	7	Miami	5.3
Rushing Yards Per Game	139.6	8	14	Buffalo	220.6
Net Passing Yards Per Game	179.9	1	3	Philadelphia	231.1

DEFENSE	NO.	AFC RANK	NFL RANK	NFL LEADER	NO.
Points Per Game	21.1	8	15	Miami	10.7
Total Yards Per Game	302.5	10	19	Los Angeles	210.8
Yards Per Play	4.9	8t	17t	Miami	3.7
Rushing Yards Per Game	128.2	3	6	Los Angeles	90.7
Net Passing Yards Per Game	174.3	13	24	Miami	92.1

## 1973 KEY AWARDS

**Pro Bowl** (4): RB Floyd Little, WR Haven Moses, TE Riley Odums, DT Paul Smith. **All-Pro** (2): TE Riley Odums, DT Paul Smith. **NFLPA Rookie of the Year**: DE Barney Chavous. **AP AFC Coach of the Year**: John Ralston.

## 1973 NFL STANDINGS

### AFC EAST

Team	W	L	T	Pct	PF	PA
y-Miami	12	2	0	.857	343	150
Buffalo	9	5	0	.643	259	230
New England	5	9	0	.357	258	300
New York Jets	4	10	0	.286	240	306
Baltimore	4	10	0	.286	226	341

### AFC CENTRAL

Team	W	L	T	Pct	PF	PA
y-Cincinnati	10	4	0	.714	286	231
x-Pittsburgh	10	4	0	.714	347	210
Cleveland	7	5	2	.571	234	255
Houston	1	13	0	.071	199	447

### AFC WEST

Team	W	L	T	Pct	PF	PA
y-Oakland	9	4	1	.679	292	175
Kansas City	7	5	2	.571	231	192
<b>Denver</b>	<b>7</b>	<b>5</b>	<b>2</b>	<b>.571</b>	<b>354</b>	<b>296</b>
San Diego	2	11	1	.179	188	386

### NFC EAST

Team	W	L	T	Pct	PF	PA
y-Dallas	10	4	0	.714	382	203
x-Washington	10	4	0	.714	325	198
Philadelphia	5	8	1	.393	310	393
St. Louis	4	9	1	.321	286	365
New York Giants	2	11	1	.179	226	362

### NFC CENTRAL

Team	W	L	T	Pct	PF	PA
y-Minnesota	12	2	0	.857	296	168
Detroit	6	7	1	.464	271	247
Green Bay	5	7	2	.429	202	259
Chicago	3	11	0	.214	195	334

### NFC WEST

Team	W	L	T	Pct	PF	PA
y-Los Angeles	12	2	0	.857	388	178
Atlanta	9	5	0	.643	318	224
San Francisco	5	9	0	.357	262	319
New Orleans	5	9	0	.357	163	312

x - Wild Card Qualifier; y - Division Title

## DIVISIONAL PLAYOFF GAMES

- 12/22 - at Oakland 33, Pittsburgh 14  
 12/22 - at Minnesota 27, Washington 20  
 12/23 - at Miami 34, Cincinnati 16  
 12/23 - at Dallas 27, Los Angeles 16

## CONFERENCE CHAMPIONSHIPS

- 12/30 - at Miami 27, Oakland 10  
 12/30 - Minnesota 27, at Dallas 10

## SUPER BOWL VIII (HOUSTON)

- 1/13 - Miami 24, Minnesota 7

# 1972 FINAL STATISTICS (5-9)

Head Coach: John Ralston    AFC West: 3rd    Home Stadium: Mile High Stadium

Date	W-L	Score	Opponent	Attendance	RUSHING	No.	Yds.	Avg.	Long	TD
Sept 17	W	30-17	Houston	51,656	Little	216	859	4.0	55t	9
Sept 24	L	14-37	at San Diego	49,048	Anderson	72	319	4.4	40	1
Oct 1	L	24-45	Kansas City	51,656	Dawkins	56	243	4.4	19	2
Oct 8	L	10-21	at Cincinnati	55,812	Lynch	34	164	4.8	28	2
Oct 15	L	20-23	Minnesota	51,656	Van Heusen	3	76	25.3	66t	1
Oct 22	W	30-23	at Oakland	53,551	Odoms	5	72	14.4	27	0
Oct 29	L	20-27	Cleveland	51,656	Krieg	1	63	63.0	63	0
Nov 5	L	17-29	at New York Giants	62,689	Ramsey	5	15	3.0	8t	2
Nov 12	W	16-10	at Los Angeles	65,398	Moses	2	11	5.5	14	0
Nov 19	L	20-37	Oakland	51,656	Harrison	1	9	9.0	9	0
Nov 26	L	20-23	at Atlanta	58,850	OTHERS	14	7	0.5	0	0
Dec 3	L	21-24	at Kansas City	66,725	<b>BRONCOS</b>	<b>409</b>	<b>1838</b>	<b>4.5</b>	<b>66t</b>	<b>17</b>
Dec 10	W	38-13	San Diego	51,478	<b>OPPONENTS</b>	<b>439</b>	<b>1668</b>	<b>3.8</b>	<b>51</b>	<b>15</b>
Dec 17	W	45-21	New England	51,656						

## TEAM STATISTICS

	Den	Opp
TOTAL FIRST DOWNS	237	251
Rushing	87	102
Passing	132	123
Penalty	18	26
3RD DOWN: MADE/ATT	75/177	74/190
3rd Down Pct.	42.4	38.9
TOTAL NET YARDS	4472	3851
Avg. Per Game	319.4	275.1
Total Plays	831	876
Avg. Per Play	5.4	4.4
NET YARDS RUSHING	1838	1668
Avg. Per Game	131.3	119.1
Total Rushes	409	439
Avg. Per Rush	4.5	3.8
NET YARDS PASSING	2634	2183
Avg. Per Game	188.1	155.9
Sacked/Yards Lost	38/266	41/357
Gross Yards	2900	2540
Att./Completions	384/201	397/206
Completion Pct.	52.3	51.9
Had Intercepted	23	10
PUNTS/AVERAGE	60/40.1	66/45.2
PUNT RETURNS/AVG	28/11.1	28/8.9
KICKOFF RETURNS/AVG	55/22.8	54/23.1
MISC. RETURNS/AVG	18/30	15/81
INTERCEPTIONS/RET.	10/10.9	23/19.2
PENALTIES/YARDS	89/827	83/784
FUMBLES/BALL LOST	25/11	27/12
TOTAL POINTS	325	350
Avg. Points per Game	23.2	25.0
Touchdowns	38	41
By Rushing	17	15
By Passing	19	19
By Returns	2	7
Field Goals	20/29	21/33
Conversions	37	39

## SCORE BY PERIODS

	1	2	3	4	OT	Total
<b>BRONCOS</b>	85	92	54	94	—	325
<b>OPPONENTS</b>	35	120	81	114	—	350

## SCORING

	TD	Ru	Pa	Rt	PAT	FG	S	PTS
Turner	0	0	0	0	37/37	20/29	0	97
Little	13	9	4	0	0/0	0/0	0	78
Moses	5	0	5	0	0/0	0/0	0	30
Masters	3	0	3	0	0/0	0/0	0	18
Sherman	3	0	3	0	0/0	0/0	0	18
Anderson	2	1	1	0	0/0	0/0	0	12
Ramsey	2	2	0	0	0/0	0/0	0	12
Simmons	2	0	2	0	0/0	0/0	0	12
Dawkins	2	2	0	0	0/0	0/0	0	12
Lynch	2	2	0	0	0/0	0/0	0	12
Van Heusen	1	1	0	0	0/0	0/0	0	6
Montgomery	1	0	0	1	0/0	0/0	0	6
Odoms	1	0	1	0	0/0	0/0	0	6
Greer	1	0	0	1	0/0	0/0	0	6
<b>BRONCOS</b>	<b>38</b>	<b>17</b>	<b>19</b>	<b>2</b>	<b>37/37</b>	<b>20/29</b>	<b>0</b>	<b>325</b>
<b>OPPONENTS</b>	<b>41</b>	<b>15</b>	<b>19</b>	<b>7</b>	<b>39/39</b>	<b>21/33</b>	<b>1</b>	<b>350</b>

## PASSING

	Att.	Comp.	Yds.	Comp.%	Yd./Att.	Sack/Lost	TD	TD%	Int	Int%	LG	Rtg.
Johnson	238	132	1783	55.5	7.49	12/82	14	5.9	14	5.9	60	74.6
Ramsey	137	65	1050	47.4	7.66	26/184	3	2.2	9	6.6	55	53.5
Little	2	2	43	100.0	21.50	0/0	1	50.0	0	0.0	35t	158.3
Anderson	3	1	14	33.3	4.67	0/0	1	3.3	0	0.0	14t	88.9
Ernst	4	1	10	25.0	2.50	0/0	0	0.0	0	0.0	10	39.6
<b>BRONCOS</b>	<b>384</b>	<b>201</b>	<b>2900</b>	<b>52.3</b>	<b>7.55</b>	<b>38/266</b>	<b>19</b>	<b>4.9</b>	<b>23</b>	<b>6.0</b>	<b>60</b>	<b>68.7</b>
<b>OPPONENTS</b>	<b>397</b>	<b>206</b>	<b>2540</b>	<b>51.9</b>	<b>6.40</b>	<b>41/357</b>	<b>19</b>	<b>4.8</b>	<b>10</b>	<b>2.5</b>	<b>57t</b>	<b>77.4</b>

## RECEIVING

	No.	Yds.	Avg.	Long	TD
Sherman	38	661	17.4	55	3
Little	28	366	13.1	40	4
Masters	25	393	15.7	27	3
Anderson	23	216	9.3	40	1
Odoms	21	320	15.2	48	1
Dawkins	18	242	13.4	60	0
Simmons	17	235	13.8	35t	2
Moses	15	224	15.0	33	5
Lynch	7	75	10.7	17	0
Krieg	4	99	24.8	37	0
Van Heusen	4	59	14.8	25	0
C. Turner	1	10	10.0	10	0
<b>BRONCOS</b>	<b>201</b>	<b>2900</b>	<b>14.9</b>	<b>60</b>	<b>19</b>
<b>OPPONENTS</b>	<b>206</b>	<b>2540</b>	<b>12.3</b>	<b>57t</b>	<b>19</b>

## INTERCEPTIONS

	No.	Yds.	Avg.	Long	TD
Mitchell	3	27	9.0	27	0
Greer	2	18	9.0	7	0
Graham	2	10	5.0	7	0
Preece	1	30	30.0	30	0
R. Montgomery	1	20	20.0	20	0
Thompson	1	4	4.0	4	0
<b>BRONCOS</b>	<b>10</b>	<b>109</b>	<b>10.9</b>	<b>30</b>	<b>0</b>
<b>OPPONENTS</b>	<b>23</b>	<b>441</b>	<b>19.2</b>	<b>61t</b>	<b>6</b>

## PUNTING

	No.	Yds.	Avg.	Long	B
Van Heusen	60	2408	40.1	60	1
<b>OPPONENTS</b>	<b>66</b>	<b>2980</b>	<b>45.2</b>	<b>69</b>	<b>0</b>

## PUNT RETURNS

	No.	FC	Yds.	Avg.	Long	TD
Thompson	3	1	84	28.0	59	0
Greer	3	0	66	22.0	65t	1
Sherman	10	5	89	8.9	18	0
Little	8	2	64	8.0	29	0
OTHERS	4	0	7	1.8	5	0
<b>BRONCOS</b>	<b>28</b>	<b>8</b>	<b>310</b>	<b>11.1</b>	<b>65t</b>	<b>1</b>
<b>OPPONENTS</b>	<b>28</b>	<b>19</b>	<b>249</b>	<b>8.9</b>	<b>66t</b>	<b>1</b>

## KICKOFF RETURNS

	No.	Yds.	Avg.	Long	TD
R. Montgomery	29	756	26.1	94t	1
C. Turner	1	25	25.0	25	0
Dawkins	15	357	23.8	28	0
Krieg	1	18	18.0	18	0
Little	3	48	16.0	22	0
Lynch	3	45	15.0	17	0
Anderson	1	13	13.0	13	0
OTHERS	2	-6	-3.0	-6	0
<b>BRONCOS</b>	<b>55</b>	<b>1256</b>	<b>22.8</b>	<b>94t</b>	<b>1</b>
<b>OPPONENTS</b>	<b>54</b>	<b>1246</b>	<b>23.1</b>	<b>43</b>	<b>0</b>

## FIELD GOAL BREAKDOWN

Distance	1-19	20-29	30-39	40-49	50+
Turner	6/6	2/3	6/8	6/11	0/1
<b>OPPONENTS</b>	<b>4/4</b>	<b>5/5</b>	<b>4/7</b>	<b>7/14</b>	<b>1/3</b>

**TURNER:** (15G,29G,40G) (1) (16G) (38G,47N) (37N, 30N) (40N, 44G,8G,27G) (32G,27N,43G) (40G) (46N,38G,12G,36G) (49G,45G,41N) (13G,38G, 49N) (51N) (12G) (35G)

**SACKS:** Alzado 10.5, P. Smith 10.5, Duranko 4.5, Graham 3, McKoy 3, Myrtle 2.5, R. Jackson 2, Forsberg 1, Hoffman 1, Geddes 1, Domes 1, Team 1, **TOTAL 41.0**



## 1972 DEFENSIVE STATS

(based on unofficial press box statistics)

	TT	UT	A	SACKS	I-YDS	FR
1 Graham	73	55	18	3	2-10	1
2 Alzado	72	54	18	10.5	0-0	5
3 P. Smith	70	53	17	10.5	0-0	0
4 Greer	56	44	12	0	2-18	1
5 Preece	47	37	10	0	1-30	2
6 Mitchell	46	40	6	0	3-27	0
7 Duranko	43	32	11	4.5	0-0	0
8 Myrtle	40	32	8	2.5	0-0	0
9 Geddes	39	32	7	1	0-0	0
10 Voss	36	26	10	0	0-0	0
11 Forsberg	35	22	13	1	0-0	1
12 McKoy	31	27	4	3	0-0	0
Montgomery	31	26	5	0	1-20	1
14 Thompson	27	24	3	0	1-4	0
15 Simone	18	13	5	0	0-0	1
16 Saines	17	11	6	0	0-0	0
17 Domres	11	10	1	1	0-0	0
18 R. Jackson	10	8	2	2	0-0	0
19 Parish	8	6	2	0	0-0	0
20 Crier	6	5	1	0	0-0	0
21 Hoffman	3	1	2	1	0-0	0
22 West	1	1	0	0	0-0	0
23 Team	0	0	0	1	0-0	0
<b>TOTALS</b>	<b>720</b>	<b>559</b>	<b>161</b>	<b>41</b>	<b>10-109</b>	<b>12</b>

## 1972 GAMES STARTED

OFFENSE	DEFENSE
OB Johnson, Charley	9 DE Alzado, Lyle
OB Ramsey, Steve	5 DE Domres, Tom
RB Anderson, Bobby	9 DE Hoffman, John
RB Dawkins, Joe	5 DE Jackson, Rich
RB Little, Floyd	14 DE Voss, Lloyd
WR Harrison, Dwight	1 DT Duranko, Pete
WR Moses, Haven	6 DT Smith, Paul
WR Sherman, Rod	13 LB Forsberg, Fred
WR Simmons, Jerry	8 LB Geddes, Bob
TE Masters, Billy	14 LB Graham, Tom
C Goeddeke, George	1 LB McKoy, Bill
C Kaminski, Larry	9 LB Myrtle, Chip
C Mapples, Bobby	4 LB Parish, Don
T Current, Mike	14 CB Mitchell, Leroy
T Montgomery, Marv	14 CB Montgomery, Randy
G Jackson, Larron	14 S Greer, Charles
G Lyons, Tommy	9 S Preece, Steve
G Schnitker, Mike	5 S Saines, George
	S/CB Thompson, Billy

## 1972 COACHES

**John Ralston** (Head Coach), **Max Coley** (Offensive Coordinator/Backfield), **Joe Collier** (Defensive Coordinator/Defensive Backs), **Dick Coury** (Wide Receivers), **Jerry Frei** (Offensive Line), **Bob Gambold** (Linebackers), **Myrel Moore** (Special Teams), **Doc Ulrich** (Defensive Line).

## 1972 LEADERS / RANKINGS

INDIVIDUAL	PLAYER	NO.	AFC RANK	NFL RANK	NFL LEADER	NO.
Points	Turner	97	51	91	Marcol (GB)	128
Rushing Yards	Little	859	8	14	Simpson (BUF)	1251
Passing Yards	Johnson	1,783	8	17	Namath (NYJ)	2,816
Passer Rating	Johnson	74.6	3	8	Kilmer (WAS)	84.8
Receiving Yards	Sherman	661	9	16	Jackson (PHI)	1,048
Receptions	Sherman	38	141	251	Jackson (PHI)	62
Interceptions	Mitchell	3	261	451	Bradley (PHI)	9
OFFENSE		NO.	AFC RANK	NFL RANK	NFL LEADER	NO.
Points Per Game		23.2	5	9	Miami	27.5
Total Yards Per Game		319.4	4	5	Miami	369.7
Yards Per Play		5.4	3	2	New York Jets	5.8
Rushing Yards Per Game		131.3	10	18	Miami	211.4
Net Passing Yards Per Game		188.1	2	3	New York Jets	198.4
DEFENSE		NO.	AFC RANK	NFL RANK	NFL LEADER	NO.
Points Per Game		25.0	10	21	Miami	12.2
Total Yards Per Game		275.1	4	9	Miami	235.5
Yards Per Play		4.4	3	5	Pittsburgh	4.2
Rushing Yards Per Game		119.1	2	4	Dallas	108.2
Net Passing Yards Per Game		155.9	8	16	Minnesota	121.4

## 1972 KEY AWARDS

Pro Bowl (1): DT Paul Smith.

## 1972 NFL STANDINGS

## AFC EAST

Team	W	L	T	Pct	PF	PA
y-Miami	14	0	0	1.000	385	171
New York Jets	7	7	0	.500	367	324
Baltimore	5	9	0	.357	235	252
Buffalo	4	9	1	.321	257	377
New England	3	11	0	.214	192	446

## AFC CENTRAL

Team	W	L	T	Pct	PF	PA
y-Pittsburgh	11	3	0	.786	343	175
x-Cleveland	10	4	0	.714	268	249
Cincinnati	8	6	0	.571	299	229
Houston	1	13	0	.071	164	380

## AFC WEST

Team	W	L	T	Pct	PF	PA
y-Oakland	10	3	1	.750	365	248
Kansas City	8	6	0	.571	287	254
<b>Denver</b>	<b>5</b>	<b>9</b>	<b>0</b>	<b>.357</b>	<b>325</b>	<b>350</b>
San Diego	4	9	1	.321	264	344

## NFC EAST

Team	W	L	T	Pct	PF	PA
y-Washington	11	3	0	.786	336	218
x-Dallas	10	4	0	.714	319	240
New York Giants	8	6	0	.571	331	247
St. Louis	4	9	1	.321	193	303
Philadelphia	2	11	1	.179	145	352

## NFC CENTRAL

Team	W	L	T	Pct	PF	PA
y-Green Bay	10	4	0	.714	304	226
Detroit	8	5	1	.607	339	290
Minnesota	7	7	0	.500	301	252
Chicago	4	9	1	.321	225	275

## NFC WEST

Team	W	L	T	Pct	PF	PA
y-San Francisco	8	5	1	.607	353	249
Atlanta	7	7	0	.500	269	274
Los Angeles	6	7	1	.464	291	286
New Orleans	2	11	1	.179	215	361

x - Wild Card Qualifier; y - Division Title

## DIVISIONAL PLAYOFF GAMES

12/23 - at Pittsburgh 13, Oakland 7  
 12/23 - Dallas 30, at San Francisco 28  
 12/24 - at Miami 20, Cleveland 14  
 12/24 - at Washington 16, Green Bay 3

## CONFERENCE CHAMPIONSHIPS

12/31 - Miami 21, at Pittsburgh 17  
 12/31 - at Washington 26, Dallas 3

## SUPER BOWL VII (Los Angeles)

1/14 - Miami 14, Washington 7

## 1971 FINAL STATISTICS (4-9-1)

**Head Coach:** Lou Saban (9) / Jerry Smith (5)    **AFC West:** 4th    **Home Stadium:** Mile High Stadium

Date	W-L	Score	Opponent	Attendance	RUSHING	No.	Yds.	Avg.	Long	TD
Sept 19	T	10-10	Miami	51,228	Little	284	1133	4.0	40	6
Sept 26	L	13-34	at Green Bay	47,957	Anderson	139	533	3.8	36	3
Oct 3	L	3-16	Kansas City	51,200	Lynch	26	162	6.2	23	0
Oct 10	L	16-27	Oakland	51,200	Masters	7	71	10.1	37	0
Oct 17	W	20-16	San Diego	51,200	Post	18	44	2.4	16	0
Oct 24	W	27-0	at Cleveland	75,674	C. Turner	17	43	2.5	9	0
Oct 31	L	16-17	at Philadelphia	65,358	Harrison	5	36	7.2	16	0
Nov 7	L	20-24	Detroit	51,200	Mosier	4	31	7.8	29	0
Nov 14	L	10-24	Cincinnati	51,200	Horn	6	15	2.5	10	0
Nov 21	L	10-28	at Kansas City	49,945	Van Heusen	1	10	10.0	10	0
Nov 28	W	22-10	at Pittsburgh	39,710	Simmons	1	7	7.0	7	0
Dec 5	W	6-3	Chicago	51,200	Ramsey	3	6	2.0	6	0
Dec 12	L	17-45	at San Diego	44,347	Gehrke	1	2	2.0	2	0
Dec 19	L	13-21	at Oakland	54,651	<b>BRONCOS</b>	<b>512</b>	<b>2093</b>	<b>4.3</b>	<b>40</b>	<b>9</b>
					<b>OPPONENTS</b>	<b>426</b>	<b>1834</b>	<b>4.3</b>	<b>54</b>	<b>11</b>

TEAM STATISTICS				Den	Opp					
TOTAL FIRST DOWNS				217	206					
Rushing				102	90					
Passing				105	91					
Penalty				10	25					
TOTAL NET YARDS				4158	3819					
Avg. Per Game				297.0	272.9					
Total Plays				891	825					
Avg. Per Play				4.7	4.6					
NET YARDS RUSHING				2093	1834					
Avg. Per Game				149.5	131.0					
Total Rushes				512	426					
Avg. Per Rush				4.1	4.3					
NET YARDS PASSING				2065	1985					
Avg. Per Game				147.5	141.8					
Sacked/Yards Lost				22/178	44/435					
Gross Yards				2243	2420					
Att./Completions				357/175	356/150					
Completion Pct.				49.0	42.1					
Had Intercepted				27	20					
Avg. Gain per Attempt				5.4	5.0					
Avg. Gain per Completion				12.8	16.1					
PUNTS/AVERAGE				76/41.8	67/45.7					
Had Blocked				2	0					
PUNT RETURNS				41/320	45/468					
Avg. Per Return				7.8	10.4					
KICKOFF RETURNS				44/960	43/1059					
Avg. Per Return				21.8	24.6					
INTERCEPTIONS/RET.				20/288	27/432					
PENALTIES/YARDS				67/781	78/771					
FUMBLES/BALL LOST				25/12	36/20					
TOUCHDOWNS				18	32					
Rushing				9	11					
Passing				8	18					
Others (see individuals)				1	3					
POINTS AFTER TOUCHDOWN				18	32					
FIELD GOALS				25/38	17/34					
Distance				1-19	20-29	30-39	40-59	50+		
Turner				8/9	3/5	8/11	6/12	0/1		
OPPONENTS				5/5	6/9	4/7	2/11	0/2		

SCORE BY PERIODS										KICKOFF RETURNS				No.	Yds.	Avg.	Long	TD							
BRONCOS										39	62	32	70	—	203	7	199	28.3	48	0					
OPPONENTS										54	74	86	61	—	275	8	187	23.4	33	0					
SCORING										TD	Ru	Pa	Rt	PAT	FG	\$	PTS	Thompson	5	116	23.2	37	0		
Turner										0	0	0	0	18/18	25/38	0	93	C. Turner	5	105	21.0	24	0		
Little										6	6	0	0	0/0	0/0	0	36	R. Montgomery	5	100	20.0	41	0		
Anderson										4	3	1	0	0/0	0/0	0	24	Lynch	4	80	20.0	34	0		
Harrison										2	0	2	0	0/0	0/0	0	12	Forsberg	0	19	19.0	19	0		
Lynch										1	0	1	0	0/0	0/0	1	8	Dawkins	1	19	19.0	19	0		
Post										1	0	1	0	0/0	0/0	0	6	Criter	2	34	17.0	17	0		
Simmons										1	0	1	0	0/0	0/0	0	6	Bachman	5	81	16.2	28	0		
Masters										1	0	1	0	0/0	0/0	0	6	BRONCOS	2	20	10.0	13	0		
Forsberg										1	0	0	1	0/0	0/0	0	6	OPPONENTS	44	960	21.8	48	0		
C. Turner										1	0	1	0	0/0	0/0	0	6		43	1059	24.6	51	0		
BRONCOS										18	9	8	1	18/18	25/38	1	203	SACKS: P. Smith 12, Alzardo 8, Costa 6, Forsberg 4, R. Jackson							
OPPONENTS										32	11	18	3	32/32	17/34	0	275	3.5, Campbell 2.5, Domres 2, Underwood 2, Inman 2, Myrtle 1,							
																				Washington 1, TOTAL 44.0					

RECEIVING		No.	Yds.	Avg.	Long	TD	
Anderson		37	353	9.5	31	1	
Masters		27	382	14.1	25	1	
Little		26	255	9.8	74	0	
Simmons		25	403	16.1	47	1	
Harrison		19	265	13.9	43	2	
Gehrke		14	254	18.1	48	0	
Whalen		7	124	17.7	35	0	
C. Turner		7	65	9.3	17	1	
Post		4	46	11.5	15	1	
Mosier		3	36	12.0	19	0	
Lynch		2	42	21.0	40	1	
Bowdell		1	19	19.0	19	0	
Van Heusen		1	10	10.0	10	0	
Washington		1	0	0.0	0	0	
Schnitker		1	-11	-11.0	-11	0	
BRONCOS		175	2243	12.8	74	8	
OPPONENTS		150	2420	16.1	77	18	
INTERCEPTIONS		No.	Yds.	Avg.	Long	TD	
Thompson		5	83	16.6	42	0	
Forsberg		3	75	25.0	40	1	
Myrtle		3	64	21.3	30	0	
Greer		3	32	10.7	30	0	
Gordon		2	21	10.5	21	0	
Mitchell		2	0	0.0	0	0	
Washington		1	8	8.0	8	0	
Underwood		1	5	5.0	5	0	
BRONCOS		20	288	14.4	42	1	
OPPONENTS		27	432	16.0	69	2	
PUNTING		No.	Yds.	Avg.	Long	B	
Van Heusen		76	3176	41.8	62	2	
OPPONENTS		67	3061	45.7	73	0	
PUNT RETURNS		No.	FC	Yds.	Avg.	Long	TD
Thompson		29	4	274	9.4	28	0
Greer		11	0	46	4.2	14	0
Mitchell		0	1	0	0.0	0	0
BRONCOS		41	4	320	7.8	28	0
OPPONENTS		45	14	468	10.4	74	0
KICKOFF RETURNS		No.	Yds.	Avg.	Long	TD	
Little		7	199	28.3	48	0	
Anderson		8	187	23.4	33	0	
Post		5	116	23.2	37	0	
Thompson		5	105	21.0	24	0	
C. Turner		5	100	20.0	41	0	
R. Montgomery		4	80	20.0	34	0	
Lynch		0	19	19.0	19	0	
Forsberg		1	19	19.0	19	0	
Dawkins		2	34	17.0	17	0	
Criter		5	81	16.2	28	0	
Bachman		2	20	10.0	13	0	
BRONCOS		44	960	21.8	48	0	
OPPONENTS		43	1059	24.6	51	0	

**SACKS:** P. Smith 12, Alzado 8, Costa 6, Forsberg 4, R. Jackson 3.5, Campbell 2.5, Domres 2, Underwood 2, Inman 2, Myrtle 1, Washington 1, **TOTAL 44.0**

PASSING	Att.	Comp.	Yds.	Comp.%	Yd./Att.	Sack/Lost	TD	TD%	Int	Int%	LG	Rtg.
Ramsey	178	84	1120	47.2	6.29	13/105	5	2.8	13	7.3	47	46.6
Horn	173	89	1056	51.4	6.10	8/67	3	1.7	14	8.1	74	42.4
Anderson	3	1	48	33.3	16.00	1/6	0	0.0	0	0.0	48	81.9
Gehrke	2	1	19	50.0	9.50	0/0	0	0.0	0	0.0	19	83.3
Little	1	0	0	0.0	0.00	0/0	0	0.0	0	0.0	—	39.6
Van Heusen	1	0	0	0.0	0.00	0/0	0	0.0	0	0.0	—	39.6
BRONCOS	358	175	2243	48.9	6.27	22/178	8	2.2	27	7.5	74	44.9
OPPONENTS	356	150	2420	42.1	6.80	44/435	18	5.1	20	5.6	77	59.0



## 1971 DEFENSIVE STATS

(based on unofficial press box statistics)

	TT	UT	A	SACKS	I-YDS	FR
1 Forsberg	73	54	19	4	3-75	0
2 Saimes	56	46	10	0	0-0	1
3 Alzado	55	42	13	8	0-0	0
4 P. Smith	52	34	18	12	0-0	1
5 Myrtl	40	30	10	1	3-64	4
6 Thompson	38	31	7	0	5-83	1
Costa	38	25	13	6	0-0	3
8 Greer	37	28	9	0	3-32	0
9 Washington	35	29	6	1	1-8	1
10 Underwood	32	25	7	2	1-5	0
11 Mitchell	27	25	2	0	2-0	1
12 Jackson	22	14	8	3.5	0-0	1
13 Domres	19	12	7	2	0-0	0
14 Inman	15	10	5	2	0-0	1
15 Campbell	14	10	4	2.5	0-0	0
16 McKay	8	7	1	0	0-0	0
Montgomery	8	6	2	0	0-0	0
18 Gordon	7	7	0	0	2-21	0
19 Criter	3	2	1	0	0-0	0
Byrd	3	1	2	0	0-0	0
21 Barnes	1	1	0	0	0-0	0
<b>TOTALS</b>	<b>583</b>	<b>439</b>	<b>144</b>	<b>44</b>	<b>20-288</b>	<b>14</b>

## 1971 GAMES STARTED

OFFENSE	DEFENSE
QB Horn, Don	9 DE Alzado, Lyle
QB Ramsey, Steve	5 DE Campbell, Carter
RB Anderson, Bobby	13 DE Jackson, Rich
RB Little, Floyd	13 DT Costa, Dave
RB Lynch, Fran	1 DT Domres, Tom
RB Post, Dickie	1 DT Inman, Jerry
WR Gehrke, Jack	10 DT Smith, Paul
WR Harrison, Dwight	5 LB Forsberg, Fred
WR Mosier, John	1 LB Myrtle, Chip
WR Simmons, Jerry	12 LB Underwood, Olen
TE Masters, Billy	12 LB Washington, Dave
TE Whalen, Jim	2 CB Mitchell, Leroy
C/G Goeddeke, George	12 CB Thompson, Billy
C Kaminski, Larry	3 S Greer, Charles
T Current, Mike	14 S Saimes, George
T Shoals, Roger	14
G Brunelli, Sam	4
G Jackson, Larron	9
G Lyons, Tommy	1
G Schnitker, Mike	13

## 1971 COACHES

**Lou Saban** (Head Coach - First 9 Gms.), **Joe Collier** (Defensive Secondary), **Whitey Duvell** (Special Teams/Tight Ends), **Hunter Enis** (Offensive Backfield), **Stan Jones** (Defensive Line), **Jerry Smith** (Offensive Line / Head Coach - Final 5 Gms.).

## 1971 LEADERS / RANKINGS

INDIVIDUAL	PLAYER	NO.	AFC RANK	NFL RANK	NFL LEADER	NO.
Points	Turner	93	4	7	Yepremian (MIA)	117
Rushing Yards	Little	1,133	1	1	Little (DEN)	1,133
Passing Yards	Ramsey	1,120	12	26	Hadl (SD)	3,075
Passer Rating	Ramsey	46.6	9	19	Staubach (DAL)	104.8
Receiving Yards	Simmons	403	26	53	Taylor (KC)	1,110
Receptions	Anderson	37	17	29t	Bieleitnikoff (OAK)	61
Interceptions	Thompson	5	8t	19t	Bradley (PHI)	11
OFFENSE	NO.	AFC RANK	NFL RANK	NFL LEADER	NO.	
Points Per Game	14.5	12	24	Dallas	29.0	
Total Yards Per Game	297.0	6	11	Dallas	359.6	
Yards Per Play	4.7	6	9t	Three Teams	5.5	
Rushing Yards Per Game	149.5	5	10	Miami	173.5	
Net Passing Yards Per Game	147.5	8	17	San Diego	223.9	
DEFENSE	NO.	AFC RANK	NFL RANK	NFL LEADER	NO.	
Points Per Game	19.6	6	12	Minnesota	9.9	
Total Yards Per Game	272.9	5	10	Baltimore	203.7	
Yards Per Play	4.6	3t	6t	Baltimore	3.8	
Rushing Yards Per Game	131.0	8	14	Baltimore	79.5	
Net Passing Yards Per Game	141.8	3	5	Atlanta	117.0	

## 1971 KEY AWARDS

**Pro Bowl (2):** DE Rich Jackson, RB Floyd Little. **All-Pro (1):** RB Floyd Little.

## 1971 NFL STANDINGS

## AFC EAST

Team	W	L	T	Pct	PF	PA
y-Miami	10	3	1	.769	315	174
x-Baltimore	10	4	0	.714	313	140
New England	6	8	0	.429	238	325
New York Jets	6	8	0	.429	212	299
Buffalo	1	13	0	.071	184	394

## AFC CENTRAL

Team	W	L	T	Pct	PF	PA
y-Cleveland	9	5	0	.643	285	273
Pittsburgh	6	8	0	.429	246	292
Houston	4	9	1	.308	251	330
Cincinnati	4	10	0	.286	284	265

## AFC WEST

Team	W	L	T	Pct	PF	PA
y-Kansas City	10	3	1	.769	302	208
Oakland	8	4	2	.667	344	278
San Diego	6	8	0	.429	311	341
Denver	4	9	1	.308	203	275

## NFC EAST

Team	W	L	T	Pct	PF	PA
y-Dallas	11	3	0	.786	406	222
x-Washington	9	4	1	.692	276	190
Philadelphia	6	7	1	.462	221	302
St. Louis	4	9	1	.308	231	279
New York Giants	4	10	0	.286	228	362

## NFC CENTRAL

Team	W	L	T	Pct	PF	PA
y-Minnesota	11	3	0	.786	245	139
Detroit	7	6	1	.538	341	286
Chicago	6	8	0	.429	185	276
Green Bay	4	8	2	.333	274	298

## NFC WEST

Team	W	L	T	Pct	PF	PA
y-San Francisco	9	5	0	.643	300	216
Los Angeles	8	5	1	.615	313	260
Atlanta	7	6	1	.538	274	277
New Orleans	4	8	2	.333	266	347

x - Wild Card Qualifier; y - Division Title  
(NOTE - in 1971 tie games were not included in winning percentage)

## DIVISIONAL PLAYOFF GAMES

12/25 - Miami 27, at Kansas City 24 (OT)  
12/25 - Dallas 20, at Minnesota 12  
12/26 - Baltimore 20, at Cleveland 3  
12/26 - at San Francisco 24, Washington 20

## CONFERENCE CHAMPIONSHIPS

1/2 - at Miami 21, Baltimore 0  
1/2 - at Dallas 14, San Francisco 3

## SUPER BOWL VI (NEW ORLEANS)

1/16 - Dallas 24, Miami 3



## 1970 FINAL STATISTICS (5-8-1)

**Head Coach:** Lou Saban    **AFC West:** 4th    **Home Stadium:** Mile High Stadium

Date	W-L	Score	Opponent	Attendance	RUSHING	No.	Yds.	Avg.	Long	TD
Sept 20	W	25-10	at Buffalo	34,882	Little	209	901	4.3	80t	3
Sept 27	W	16-13	Pittsburgh	50,705	Anderson	83	368	4.4	27t	4
Oct 4	W	26-13	Kansas City	50,705	Crenshaw	69	200	2.9	25	5
Oct 11	L	23-35	at Oakland	54,436	Turner	29	106	3.7	12	2
Oct 18	W	24-10	Atlanta	50,705	Pastrana	14	89	6.4	14	1
Oct 25	L	14-19	at San Francisco	39,515	Lynch	20	81	4.1	19	1
Nov 1	L	3-19	Washington	50,705	Liske	7	42	6.0	14	1
Nov 8	L	21-24	at San Diego	48,327	Tensi	4	14	3.5	15	0
Nov 15	L	19-24	Oakland	50,959	Haffner	1	1	1.0	1	0
Nov 22	W	31-6	at New Orleans	66,837	<b>BRONCOS</b>	<b>436</b>	<b>1802</b>	<b>4.1</b>	<b>80t</b>	<b>17</b>
Nov 29	L	21-31	at Houston	35,733	<b>OPPONENTS</b>	<b>409</b>	<b>1351</b>	<b>3.3</b>	<b>65t</b>	<b>7</b>
Dec 6	L	0-16	at Kansas City	50,454						
Dec 13	T	17-17	San Diego	50,959						
Dec 20	L	13-27	Cleveland	51,001						

### TEAM STATISTICS

	Den	Opp
<b>TOTAL FIRST DOWNS</b>	217	199
Rushing	87	67
Passing	112	118
Penalty	18	14
<b>TOTAL NET YARDS</b>	3827	3705
Avg. Per Game	273.4	264.6
Total Plays	883	838
Avg. Per Play	4.3	4.4
<b>NET YARDS RUSHING</b>	1802	1351
Avg. Per Game	128.7	96.5
Total Rushes	436	409
Avg. Per Rush	4.1	3.3
<b>NET YARDS PASSING</b>	2025	2354
Avg. Per Game	144.6	168.1
Sacked/Yards Lost	44/333	50/456
Gross Yards	2358	2810
Att./Completions	403/183	379/191
Completion Pct.	45.4	50.4
Had Intercepted	28	16
Avg. Gain per Attempt	5.0	6.2
Avg. Gain per Completion	12.9	14.7
<b>PUNTS/AVERAGE</b>	87/42.9	89/44.9
Had Blocked	0	0
<b>PUNT RETURNS</b>	63/556	56/416
Avg. Per Return	8.8	7.4
<b>KICKOFF RETURNS</b>	49/1114	24/544
Avg. Per Return	22.7	22.7
<b>INTERCEPTIONS/RET.</b>	16/220	28/213
<b>PENALTIES/YARDS</b>	94/887	82/802
<b>FUMBLES/BALL LOST</b>	23/213	35/16
<b>TOUCHDOWNS</b>	28	28
Rushing	17	7
Passing	11	20
Others (see individuals)	0	1
<b>POINTS AFTER TOUCHDOWN</b>	27	27
<b>FIELD GOALS</b>	18/32	23/36
Distance	1-19 20-29 30-39 40-59 50+	
Howfield	2/3 3/6 5/7 6/9 2/5	

### SCORE BY PERIODS

	1	2	3	4	OT	Total
<b>BRONCOS</b>	44	60	45	104	—	253
<b>OPPONENTS</b>	74	93	57	40	—	264

### SCORING

	TD	Ru	Pa	Rt	PAT	FG	\$	PTS
Howfield	0	0	0	0	27/28	18/32	0	81
Crenshaw	6	5	1	0	0/0	0/0	0	36
Anderson	4	4	0	0	0/0	0/0	0	24
Little	3	3	0	0	0/0	0/0	0	18
Whalen	3	0	3	0	0/0	0/0	0	18
Denson	2	0	2	0	0/0	0/0	0	12
Masters	2	0	2	0	0/0	0/0	0	12
Turner	2	2	0	0	0/0	0/0	0	12
Van Heusen	2	0	2	0	0/0	0/0	0	12
Haffner	1	0	1	0	0/0	0/0	0	6
Liske	1	1	0	0	0/0	0/0	0	6
Lynch	1	1	0	0	0/0	0/0	0	6
Pastrana	1	1	0	0	0/0	0/0	0	6
Washington	0	0	0	0	0/0	1/2	2	
TEAM	0	0	0	0	0/0	1/2	2	
<b>BRONCOS</b>	<b>28</b>	<b>17</b>	<b>11</b>	<b>0</b>	<b>27/28</b>	<b>18/32</b>	<b>2</b>	<b>253</b>
<b>OPPONENTS</b>	<b>28</b>	<b>7</b>	<b>20</b>	<b>1</b>	<b>27/28</b>	<b>23/36</b>	<b>0</b>	<b>264</b>

### PASSING

	Att.	Comp.	Yds.	Comp.%	Yd./Att.	Sack/Lost	TD	TD%	Int	Int%	LG	Rtg.
Liske	238	112	1340	47.1	5.63	28/228	7	2.9	11	4.6	74	55.3
Tensi	80	38	539	47.5	6.74	6/35	3	3.8	8	10.0	42	42.7
Pastrana	75	29	420	38.7	5.60	8/60	1	1.3	9	12.0	58t	22.5
Anderson	7	4	59	57.1	8.43	1/5	0	0.0	0	0.0	25	84.8
Van Heusen	1	0	0	0.0	0.00	0/0	0	0.0	0	0.0	—	39.6
Little	2	0	0	0.0	0.00	1/5	0	0.0	0	0.0	—	39.6
<b>BRONCOS</b>	<b>403</b>	<b>193</b>	<b>2358</b>	<b>45.4</b>	<b>5.85</b>	<b>44/333</b>	<b>11</b>	<b>2.7</b>	<b>28</b>	<b>6.9</b>	<b>74</b>	<b>44.5</b>
<b>OPPONENTS</b>	<b>379</b>	<b>191</b>	<b>2810</b>	<b>50.4</b>	<b>7.41</b>	<b>50/456</b>	<b>20</b>	<b>5.3</b>	<b>16</b>	<b>4.2</b>	<b>63t</b>	<b>75.0</b>

### RECEIVING

	No.	Yds.	Avg.	Long	TD
Denson	47	646	13.7	42	2
Whalen	36	503	14.0	34	3
Crenshaw	18	105	5.8	35	1
Little	17	161	9.5	39	0
Van Heusen	16	382	23.9	74	2
Haffner	12	196	16.3	28t	1
Anderson	9	140	15.6	37	0
Masters	9	83	9.2	18	2
Turner	8	23	2.9	11	0
Lynch	7	69	9.9	36	0
Embree	4	50	12.5	20	0
<b>BRONCOS</b>	<b>183</b>	<b>2358</b>	<b>12.9</b>	<b>74</b>	<b>11</b>
<b>OPPONENTS</b>	<b>191</b>	<b>2810</b>	<b>14.7</b>	<b>63t</b>	<b>20</b>

### INTERCEPTIONS

	No.	Yds.	Avg.	Long	TD
Martha	6	99	16.5	50	0
Greer	4	20	5.0	15	0
Gordon	3	26	8.7	24	0
Thompson	2	65	32.5	33	0
Wade	1	10	10.0	10	0
<b>BRONCOS</b>	<b>16</b>	<b>220</b>	<b>13.8</b>	<b>50</b>	<b>0</b>
<b>OPPONENTS</b>	<b>28</b>	<b>213</b>	<b>7.6</b>	<b>26</b>	<b>0</b>

### PUNTING

	No.	Yds.	Avg.	Long	B
Van Heusen	87	3732	42.9	64	0
<b>OPPONENTS</b>	<b>89</b>	<b>3998</b>	<b>44.9</b>	<b>68</b>	<b>0</b>

### PUNT RETURNS

	No.	FC	Yds.	Avg.	Long	TD
Thompson	23	1	233	10.1	45	0
Greer	14	4	123	8.8	38	0
Little	22	3	187	8.5	24	0
Jaquess	4	5	13	3.3	7	0
<b>BRONCOS</b>	<b>63</b>	<b>13</b>	<b>556</b>	<b>8.8</b>	<b>45</b>	<b>0</b>
<b>OPPONENTS</b>	<b>56</b>	<b>16</b>	<b>416</b>	<b>7.4</b>	<b>60</b>	<b>0</b>

### KICKOFF RETURNS

	No.	Yds.	Avg.	Long	TD
Anderson	21	520	24.8	39	0
Thompson	9	188	20.9	29	0
Hendren	8	197	24.6	30	0
Little	6	126	21.0	28	0
Criter	2	20	10.0	10	0
Turner	1	31	31.0	31	0
Washington	1	20	20.0	20	0
Myrtle	1	1	1.0	1	0
Lynch	0	11	—	11	0
<b>BRONCOS</b>	<b>49</b>	<b>1114</b>	<b>22.7</b>	<b>39</b>	<b>0</b>
<b>OPPONENTS</b>	<b>24</b>	<b>544</b>	<b>22.7</b>	<b>51</b>	<b>0</b>

\*return yardage gained by lateral

**SACKS:** P. Smith 11.5, Jackson 10, Costa 9, Duranko 7, Washington 5.5, Myrtle 3, Cunningham 1, Greer 1, Inman 0.5, Roche 0.5, Team 1, **TOTAL 50.0**

## 1970 DEFENSIVE STATS

(based on unofficial press box statistics)

	TT	UT	A	SACKS	I-YDS	FR
1 Jackson	88	64	24	10	0-0	0
2 Forsberg	85	65	20	0	0-0	1
3 P. Smith	79	59	20	11.5	0-0	0
4 Costa	68	44	24	9	0-0	3
5 Martha	64	41	23	0	6-99	0
6 Greer	63	51	12	1	4-20	3
7 Washington	48	36	12	5.5	0-0	1
8 Duranko	47	41	6	7	0-0	0
9 Cunningham	39	23	16	1	0-0	2
10 Gordon	38	33	5	0	3-26	0
11 Thompson	30	25	5	0	2-65	1
12 Saines	23	17	6	0	0-0	0
13 Jaquess	22	18	4	0	0-0	0
Myrtle	22	13	9	3	0-0	1
15 Inman	16	7	9	0.5	0-0	0
16 Roche	13	10	3	0.5	0-0	0
17 Butler	10	9	1	0	0-0	0
18 Criter	8	5	3	0	0-0	1
19 Wade	7	5	2	0	1-10	0
20 Edgersson	6	5	1	0	0-0	0
21 Garrett	2	2	0	0	0-0	0
22 Barnes	1	1	0	0	0-0	0
23 Team	0	0	0	0.5	0-0	0
<b>TOTALS</b>	<b>779</b>	<b>574</b>	<b>205</b>	<b>49.5</b>	<b>16-220</b>	<b>13</b>

## 1970 GAMES STARTED

OFFENSE	DEFENSE
QB Liske, Pete	9 DE Duranko, Pete
QB Pastrana, Al	3 DE Jackson, Rich
QB Tensi, Steve	2 DT Costa, Dave
RB Crenshaw, Willis	12 DT Smith, Paul
RB Little, Floyd	14 LB Criter, Ken
RB Lynch, Fran	2 LB Cunningham, Carl
WR Denson, Al	14 LB Forsberg, Fred
WR Embree, John	1 LB Inman, Jerry
WR Hafner, Mike	7 LB Myrtle, Chip
WR Van Heusen, Bill	5 LB Washington, Dave
TE Masters, Billy	2 CB Gordon, Cornell
TE Whalen, Jim	13 CB Jaquess, Pete
C Kaminski, Larry	14 CB Mitchell, Alvin
T Alexakos, Steve	1 CB Thompson, Billy
T Bachman, Jay	1 CB Wade, Bob
T Brunelli, Sam	12 S Greer, Charles
T Current, Mike	14 S Martha, Paul
G Goeddeke, George	14 S Saines, George
G Schnitker, Mike	2
G Young, Bob	12

## 1970 COACHES

**Lou Saban** (Head Coach), **Joe Collier** (Defensive Backfield), **Whitey Dovel** (Offensive Line), **Hunter Enis** (Offensive Backfield), **Stan Jones** (Defensive Line), **Dick MacPherson** (Linebackers), **Sam Rutigliano** (Wide Receivers).

## 1970 LEADERS / RANKINGS

INDIVIDUAL	PLAYER	NO.	AFC RANK	NFL RANK	NFL LEADER	NO.
Points	Howfield	81	7	16	Cox (MIN)	125
Rushing Yards	Little	901	1	4	Brown (WAS)	1,125
Passing Yards	Liske	1,340	11	23	Brodie (SF)	2,941
Passer Rating	Liske	55.3	10	22	Brodie (SF)	93.8
Receiving Yards	Denson	646	10	21	Washington (SF)	1,100
Receptions	Denson	47	21	10t	Gordon (CHI)	71
Interceptions	Martha	6	4t	9t	Robinson (KC)	10

OFFENSE	NO.	AFC RANK	NFL RANK	NFL LEADER	NO.
Points Per Game	18.1	9	18	San Francisco	25.1
Total Yards Per Game	273.4	10	18	Oakland	344.9
Yards Per Play	4.3	12	21t	Oakland/St. Louis	5.3
Rushing Yards Per Game	128.7	5	9	Dallas	164.3
Net Passing Yards Per Game	144.6	9	19	San Francisco	208.8

DEFENSE	NO.	AFC RANK	NFL RANK	NFL LEADER	NO.
Points Per Game	18.9	5	12	Minnesota	10.2
Total Yards Per Game	264.6	3	7	Minnesota	200.2
Yards Per Play	4.4	21t	6t	Minnesota	3.4
Rushing Yards Per Game	96.5	2	3	Detroit	82.3
Net Passing Yards Per Game	168.1	8	18	Minnesota	102.7

## 1970 KEY AWARDS

**Pro Bowl (2):** DE Rich Jackson, RB Floyd Little. **All-Pro (2):** DE Rich Jackson, RB Floyd Little.

## 1970 NFL STANDINGS

### AFC EAST

Team	W	L	T	Pct	PF	PA
y-Baltimore	11	2	1	.846	321	234
x-Miami	10	4	0	.714	297	228
New York Jets	4	10	0	.286	255	286
Buffalo	3	10	1	.231	204	337
Boston	2	12	0	.143	149	361

### AFC CENTRAL

Team	W	L	T	Pct	PF	PA
y-Cincinnati	8	6	0	.571	312	255
Cleveland	7	7	0	.500	286	265
Pittsburgh	5	9	0	.357	210	272
Houston	3	10	1	.321	217	352

### AFC WEST

Team	W	L	T	Pct	PF	PA
y-Oakland	8	4	2	.667	300	293
Kansas City	7	5	2	.583	272	244
San Diego	5	6	3	.455	282	278
<b>Denver</b>	<b>5</b>	<b>8</b>	<b>1</b>	<b>.385</b>	<b>253</b>	<b>264</b>

### NFC EAST

Team	W	L	T	Pct	PF	PA
y-Dallas	10	4	0	.714	299	221
New York Giants	9	5	0	.643	301	270
St. Louis	8	5	1	.615	325	228
Washington	6	8	0	.429	297	314
Philadelphia	3	10	1	.231	241	332

### NFC CENTRAL

Team	W	L	T	Pct	PF	PA
y-Minnesota	12	2	0	.857	335	143
x-Detroit	10	4	0	.714	347	202
Green Bay	6	8	0	.429	196	293
Chicago	6	8	0	.429	256	261

### NFC WEST

Team	W	L	T	Pct	PF	PA
y-San Francisco	10	3	1	.769	352	267
Los Angeles	9	4	1	.692	325	202
Atlanta	4	8	2	.333	206	261
New Orleans	2	11	1	.154	172	347

x - Wild Card Qualifier; y - Division Title  
(NOTE - in 1970 tie games were not included in winning percentage)

## DIVISIONAL PLAYOFF GAMES

12/26 - at Baltimore 17, Cincinnati 0

12/26 - at Dallas 5, Detroit 0

12/27 - at Oakland 21, Miami 14

12/27 - San Francisco 17, at Minnesota 14

## CONFERENCE CHAMPIONSHIPS

1/3 - at Baltimore 27, Oakland 17

1/3 - Dallas 17, at San Francisco 10

## SUPER BOWL V (MIAMI)

1/17 - Baltimore 16, Dallas 13

## 1969 FINAL STATISTICS (5-8-1)

Head Coach: Lou Saban    AFL West: 4th    Home Stadium: Mile High Stadium

Date	W-L	Score	Opponent	Attendance	RUSHING	No.	Yds.	Avg.	Long	TD
Sept 14	W	35-7	Boston	43,482	Little	146	729	5.0	48t	6
Sept 21	W	21-19	New York Jets	50,583	Lynch	96	407	4.2	54	2
Sept 28	L	28-41	at Buffalo	40,302	Quayle	57	183	3.2	17	0
Oct 5	L	13-26	Kansas City	50,564	Smiley	56	166	3.0	26	3
Oct 12	L	14-24	Oakland	49,511	Tensi	12	63	5.3	17	0
Oct 19	W	30-23	at Cincinnati	27,920	Liske	10	50	5.0	19	0
Oct 26	L	21-24	at Houston	45,348	Williams	10	18	1.8	8	1
Nov 2	W	13-0	San Diego	45,511	Denson	1	9	9.0	9	0
Nov 9	L	10-41	at Oakland	54,416	Burnett	5	9	1.8	5	0
Nov 16	T	20-20	Houston	45,002	Jones	1	3	3.0	3	0
Nov 23	L	24-45	at San Diego	34,664	<b>BRONCOS</b>	<b>394</b>	<b>1637</b>	<b>4.2</b>	<b>54</b>	<b>12</b>
Nov 27	L	17-31	at Kansas City	48,773	<b>OPPONENTS</b>	<b>436</b>	<b>1709</b>	<b>3.9</b>	<b>43t</b>	<b>15</b>
Dec 7	L	24-27	at Miami	25,332						
Dec 14	W	27-16	Cincinnati	42,198						

### TEAM STATISTICS

#### TOTAL FIRST DOWNS

Rushing	87
Passing	130
Penalty	26

#### TOTAL NET YARDS

Avg. Per Game	297.2
Total Plays	841
Avg. Per Play	4.9

#### NET YARDS RUSHING

Avg. Per Game	116.9
Total Rushes	394
Avg. Per Rush	4.2

#### NET YARDS PASSING

Avg. Per Game	180.3
Sacked/Yards Lost	44/311
Att./Completions	403/192

#### Completion Pct.

Had Intercepted	23
-----------------	----

#### Touchdowns

Avg. Gain per Attempt	6.3
-----------------------	-----

#### Avg. Gain per Completion

	13.1
--	------

#### PUNTS/AVERAGE

Had Blocked	1
-------------	---

#### PUNT RETURNS

Avg. Per Return	12.2
-----------------	------

#### KICKOFF RETURNS

Avg. Per Return	23.6
-----------------	------

#### INTERCEPTIONS/RET.

PENALTIES/YARDS	14/228
-----------------	--------

#### FUMBLES/BALL LOST

TOUCHDOWNS	15/8
------------	------

#### Rushing

Passing	12
---------	----

#### Others (Safety)

PAT (Kicking)	36/37
---------------	-------

#### PAT (Passing)

PAT (Rushing)	0/0
---------------	-----

#### FIELD GOALS

	13/29
--	-------

#### SCORE BY PERIODS

<b>BRONCOS</b>	1	2	3	4	OT	Total
----------------	---	---	---	---	----	-------

#### OPPONENTS

	72	89	61	75	—	297
--	----	----	----	----	---	-----

#### SCORING

TD	0	0	0	0	0	36/37	13/29	0	75
----	---	---	---	---	---	-------	-------	---	----

#### Howfield

Denson	10	0	10	0	0	0/0	0/0	0	60
--------	----	---	----	---	---	-----	-----	---	----

#### Little

Haffner	7	6	1	0	0	0/0	0/0	0	42
---------	---	---	---	---	---	-----	-----	---	----

#### Embree

Smiley	5	0	5	0	0	0/0	0/0	0	30
--------	---	---	---	---	---	-----	-----	---	----

#### Lynch

Thompson	4	3	1	0	0	0/0	0/0	0	24
----------	---	---	---	---	---	-----	-----	---	----

#### Burrill

Buckman	2	2	0	0	0	0/0	0/0	0	12
---------	---	---	---	---	---	-----	-----	---	----

#### Williams

	1	0	0	1	0	0/0	0/0	0	6
--	---	---	---	---	---	-----	-----	---	---

#### BRONCOS

OPPONENTS	37	12	23	2	36/37	13/29	0	297
-----------	----	----	----	---	-------	-------	---	-----

#### OPPONENTS

	40	15	19	6	38/39	22/32	0	344
--	----	----	----	---	-------	-------	---	-----

#### PASSING

Att.	286
------	-----

Comp.	131
-------	-----

Yds.	1990
------	------

Comp.%	45.8
--------	------

Yd./Att.	6.96
----------	------

Sack/Lost	29/208
-----------	--------

TD	14
----	----

TD%	4.9
-----	-----

Int	12
-----	----

Int%	4.2
------	-----

LG	79t
----	-----

Rtg.	68.1
------	------

	115
--	-----

	61
--	----

	845
--	-----

	53.0
--	------

	7.35
--	------

	15/103
--	--------

	9
--	---

	7.8
--	-----

	11
--	----

	9.6
--	-----

	71
--	----

	63.4
--	------

	2
--	---

	0
--	---

	0
--	---

	0.0
--	-----

	0.00
--	------

	0.00
--	------

	0.00
--	------

	7.03
--	------

	44/311
--	--------

	23
--	----

	5.7
--	-----

	23
--	----

	5.7
--	-----

	79t
--	-----

	66.3
--	------

	437
--	-----

	223
--	-----

	3295
--	------

	51.0
--	------

	7.54
--	------

	45/363
--	--------

	19
--	----

	4.3
--	-----

	14
--	----

	3.2
--	-----

	86t
--	-----

	77.2
--	------

### RECEIVING

Denson	53
--------	----

Haffner	35
---------	----

Embree	29
--------	----

Little	19
--------	----

Quayle	11
--------	----

Beer	9
------	---

Pivec	9
-------	---

Lynch	9
-------	---

Williams	5
----------	---

Smiley	5
--------	---

Buckman	4
---------	---

Van Heusen	3
------------	---

Pastrana	1
----------	---

### BRONCOS

OPPONENTS	192
-----------	-----

	223
--	-----

### INTERCEPTIONS

Thompson	3
----------	---

Burrill	2
---------	---

Cavness	2
---------	---

Huard	2
-------	---

Greer	2
-------	---

Cunningham	2
------------	---

Hollomon	1
----------	---

### BRONCOS

OPPONENTS	14
-----------	----

	23
--	----

### PUNTING

Van Heusen	25
------------	----

Hollomon	47
----------	----

### BRONCOS

OPPONENTS	72
-----------	----

	71
--	----

### PUNT RETURNS

Thompson	25
----------	----

Little	6
--------	---

Burrill	5
---------	---

Greer	1
-------	---

### BRONCOS

OPPONENTS	37
-----------	----

	35
--	----

### KICKOFF RETURNS

Thompson	18
----------	----

Williams	23
----------	----

Burrill	6
---------	---

Little	3
--------	---

Criter	3
--------	---

Barnes	1
--------	---

Hollomon	1
----------	---

Myrtle	1
--------	---

### BRONCOS

OPPONENTS	56
-----------	----

	21
--	----

### SACKS:

Jackson	12.5
---------	------

Costa	11.5
-------	------

Duranko	7
---------	---

Cunningham	3
------------	---

P. Smith	3
----------	---

Richter	2
---------	---

Myrtle	2
--------	---

Inman	2
-------	---

<b>TOTAL</b>	<b>45.0</b>
--------------	-------------



## 1969 PRIMARY STARTERS

OFFENSE	DEFENSE
SE Denson, Al	LE Jackson, Rich
SE Haffner, Mike	LT Smith, Paul
LT Brunelli, Sam	LT Inman, Jerry
LG Goeddeke, George	RT Costa, Dave
C Kaminski, Larry	RE Duranko, Pete
RG Young, Bob	LLB Cunningham, Carl
RT Current, Mike	MLB Huard, John
TE Beer, Tom	RLB Myrtle, Chip
TE Pivec, Dave	LC Cavness, Grady
WR Embree, John	RC Thompson, Billy
QB Tensi, Steve	FS Jaquess, Pete
QB Liske, Peter	FS Burrell, George
HB Little, Floyd	SS Greer, Charles
HB Quayle, Frank	
FB Lynch, Fran	
FB Smiley, Tom	

## 1969 COACHES

**Lou Saban** (Head Coach), **Joe Collier** (Defensive Backfield), **Whitey Dovel** (Offensive Line), **Hunter Enis** (Offensive Backfield), **Stan Jones** (Defensive Line), **Dick MacPherson** (Linebackers), **Sam Rutigliano** (Wide Receivers).

## 1969 LEADERS / RANKINGS

		AFL		
INDIVIDUAL	PLAYER.....NO.	RANK	AFL LEADER	NO.
Points	Howfield.....75	8	Turner (NYJ)	129
Rushing Yards	Little.....729	5	Post (SD)	873
Passing Yards	Tensi.....1,990	6	Lamonica (OAK)	3,302
Passer Rating	Tensi.....68.1	4	Cook (CIN)	88.3
Receiving Yards	Denson.....809	7	Wells (OAK)	1,260
Receptions	Denson.....53	3	Alworth (SD)	64
Interceptions	Thompson.....3	28t	Thomas (KC)	9
OFFENSE.....NO.		AFL		
		RANK	AFL LEADER	NO.
Points Per Game	.....21.2	4	Oakland	26.9
Total Yards Per Game	.....297.2	6	Oakland	359.7
Yards Per Play	.....4.9	5	Oakland	5.5
Rushing Yards Per Game	.....116.9	6	Kansas City	158.6
Net Passing Yards Per Game	.....180.3	5	Oakland	233.6
DEFENSE.....NO.		AFL		
		RANK	AFL LEADER	NO.
Points Per Game	.....24.6	8	Kansas City	12.6
Total Yards Per Game	.....331.5	8	Kansas City	225.9
Yards Per Play	.....5.1	6	Kansas City	4.0
Rushing Yards Per Game	.....122.1	7	Kansas City	77.9
Net Passing Yards Per Game	.....209.4	10	Kansas City	148.0

## 1969 KEY AWARDS

**All-Pro (2):** DE Rich Jackson (second team), RB Floyd Little (first team). **AP All-AFL (2):** DE Rich Jackson, RB Floyd Little. **AFL All-Star Game (6):** DT Dave Costa, T Mike Current, WR Al Denson, G George Goeddeke, DE Rich Jackson, RB Floyd Little.

## 1969 AFL STANDINGS

## AFL EAST

Team	W	L	T	Pct	PF	PA
y-New York Jets	10	4	0	.714	353	269
x-Houston	6	6	2	.500	278	279
Boston	4	10	0	.286	266	316
Buffalo	4	10	0	.286	230	359
Miami	3	10	1	.231	233	332

## AFL WEST

Team	W	L	T	Pct	PF	PA
y-Oakland	12	1	1	.923	377	242
x-Kansas City	11	3	0	.786	359	177
San Diego	8	6	0	.571	288	276
<b>Denver</b>	<b>5</b>	<b>8</b>	<b>1</b>	<b>.385</b>	<b>297</b>	<b>344</b>
Cincinnati	4	9	1	.308	280	367

x - Made Playoffs; y - Division Title

## DIVISIONAL PLAYOFF GAMES

12/20 - Kansas City 13, at New York Jets 6

12/21 - at Oakland 56, Houston 7

## AFL CHAMPIONSHIP

1/4 - Kansas City 17, at Oakland 7

## 1969 NFL STANDINGS

## EAST-CAPITOL

Team	W	L	T	Pct	PF	PA
y-Dallas	11	2	1	.846	369	223
Washington	7	5	2	.583	307	319
New Orleans	5	9	0	.357	311	393
Philadelphia	4	9	1	.308	279	377

## EAST-CENTURY

Team	W	L	T	Pct	PF	PA
y-Cleveland	10	3	1	.769	351	300
New York Giants	6	8	0	.429	264	298
St. Louis	4	9	1	.308	314	389
Pittsburgh	1	13	0	.071	218	404

## WEST-CENTRAL

Team	W	L	T	Pct	PF	PA
y-Minnesota	12	2	0	.857	379	133
Detroit	9	4	1	.692	259	188
Green Bay	8	6	0	.571	269	221
Chicago	1	13	0	.071	210	339

## WEST-COASTAL

Team	W	L	T	Pct	PF	PA
y-Los Angeles	11	3	0	.786	320	243
Baltimore	8	5	1	.615	279	268
Atlanta	6	8	0	.429	276	268
San Francisco	4	8	2	.333	277	319

y - Division Title

## CONFERENCE CHAMPIONSHIPS

12/27 - at Minnesota 23, Los Angeles 20

12/28 - Cleveland 38, at Dallas 14

## NFL CHAMPIONSHIP

1/4 - at Minnesota 27, Cleveland 7

## SUPER BOWL IV (NEW ORLEANS)

1/11 - Kansas City (AFL) 23, Minnesota (NFL) 7

# 1968 FINAL STATISTICS (5-9)

**Head Coach:** Lou Saban    **AFL West:** 4th    **Home Stadium:** Mile High Stadium

Date	W-L	Score	Opponent	Attendance	RUSHING, cont.	No.	Yds.	Avg.	Long	TD
Sept 15	L	10-24	at Cincinnati	25,049	Leclair	12	40	3.3	12	0
Sept 22	L	2-34	at Kansas City	45,821	Moore	4	22	5.5	10	0
Sept 29	L	17-20	Boston	37,024	Lindsey	4	17	4.3	7	0
Oct 6	W	10-7	Cincinnati	41,257	Van Heusen	1	6	6.0	6	0
Oct 13	W	21-13	at New York Jets	62,052	Haffner	2	2	1.0	1	0
Oct 20	L	24-55	at San Diego	42,953	Tensi	6	2	0.3	2	0
Oct 27	W	21-14	Miami	44,115	Jones	1	-1	-1.0	-1	0
Nov 3	W	35-14	at Boston	18,304	DiVito	1	-1	-1.0	-1	0
Nov 10	L	7-43	Oakland	50,002	<b>BRONCOS</b>	<b>411</b>	<b>1614</b>	<b>3.9</b>	<b>155</b>	<b>11</b>
Nov 17	L	17-38	at Houston	36,075	<b>OPPONENTS</b>	<b>457</b>	<b>1861</b>	<b>4.1</b>	<b>165</b>	<b>20</b>
Nov 24	W	34-32	Buffalo	35,142						
Dec 1	L	23-47	San Diego	35,312	<b>RECEIVING</b>	<b>No.</b>	<b>Yds.</b>	<b>Avg.</b>	<b>Long</b>	<b>TD</b>
Dec 8	L	27-33	at Oakland	47,754	Crabtree	35	601	17.2	72t	5
Dec 14	L	7-30	Kansas City	38,463	Denson	34	586	17.2	44t	5

## TEAM STATISTICS

### TOTAL FIRST DOWNS

	Den	Opp
Rushing	217	251
Passing	75	94
Penalty	124	145
	18	12

### TOTAL NET YARDS

	Den	Opp
Avg. Per Game	283.6	358.9
Total Plays	889	917
Avg. Per Play	4.5	5.5

### NET YARDS RUSHING

	Den	Opp
Avg. Per Game	115.3	132.9
Total Rushes	411	457
Avg. Per Rush	3.9	4.1

### NET YARDS PASSING

	Den	Opp
Avg. Per Game	168.4	225.9
Sacked/Yards Lost	51/469	31/256
Att./Completions	427/179	429/217
Completion Pct.	41.9	50.6
Had Intercepted	27	20

### PUNTS/AVERAGE

	Den	Opp
Had Blocked	96/42.7	76/43.0
	1	1

### PUNT RETURNS

	Den	Opp
Avg. Per Return	38/332	46/282
	8.7	6.1

### KICKOFF RETURNS

	Den	Opp
Avg. Per Return	60/1361	29/704
	22.7	24.3

### INTERCEPTIONS/RET.

	Den	Opp
	20/165	27/328
	73/772	64/750
	28/13	24/12

### PENALTIES/YARDS

	Den	Opp
FUMBLES/BALL LOST	32	48
TOUCHDOWNS	3	20
Rushing	1	25
Passing	20	3
Others (Ret.)	1	2
Others (Safety)	1	2

### PAT (Kicking)

	Den	Opp
PAT (Passing)	31/31	47/47
PAT (Rushing)	0/1	1/1
FIELD GOALS	0/0	0/0
	10/23	21/34

### SCORING

	TD	Ru	Pa	Rt	PAT	FG	S	PTS
Howfield	0	0	0	0	30/30	9/18	0	57
Crabtree	5	0	5	0	0/0	0/0	0	30
Little	5	3	1	1	0/0	0/0	0	30
Denson	5	0	5	0	0/0	0/0	0	30
Lynch	4	4	0	0	0/0	0/0	0	24
Briscoe	3	3	0	0	0/0	0/0	0	18
Van Heusen	3	0	3	0	0/0	0/0	0	18
Jones	2	0	2	0	0/0	0/0	0	12
McCarthy	2	0	2	0	0/0	0/0	0	12
Haffner	1	0	1	0	0/0	0/0	0	6
Beer	1	0	1	0	0/0	0/0	0	6
Ford	1	1	0	0	0/0	0/0	0	6
Humphreys	0	0	0	0	1/1	1/5	0	4
Myrtle	0	0	0	0	0/0	0/0	1	2
<b>BRONCOS</b>	<b>32</b>	<b>11</b>	<b>20</b>	<b>1</b>	<b>31/31</b>	<b>10/23</b>	<b>1</b>	<b>255</b>
<b>OPPONENTS</b>	<b>48</b>	<b>20</b>	<b>25</b>	<b>3</b>	<b>47/47</b>	<b>21/34</b>	<b>0</b>	<b>404</b>

### RUSHING

	No.	Yds.	Avg.	Long	TD
Little	158	584	3.7	55t	3
Briscoe	41	308	7.5	34	3
Lynch	66	221	3.3	19	4
Ford	41	186	4.5	23	1
McCarthy	28	89	3.2	12	0
Erwin	24	76	3.2	9	0
Lamb	22	63	2.9	17	0

### PASSING

	Att.	Comp.	Yds.	Comp %	Yd./Att.	TD	TD%	Int	Int%	LG	Rtg.
Briscoe	224	93	1589	41.5	7.09	15	6.3	13	5.8	66t	62.9
Tensi	119	48	709	40.3	5.96	5	4.2	8	6.7	72t	46.5
LeClair	54	27	401	50.0	7.43	1	1.9	5	9.3	50	42.3
McCormick	19	8	89	42.1	4.68	0	0.0	1	5.3	18	34.8
Haffner	1	1	18	100.0	18.00	0	0.0	0	0.0	18	118.8
DiVito	6	1	16	16.6	2.67	0	0.0	0	0.0	16	39.6
Lynch	2	1	4	50.0	2.00	0	0.0	0	0.0	4	56.3
Little	2	0	0	0.0	0.00	0	0.0	0	0.0	—	39.6
<b>BRONCOS</b>	<b>427</b>	<b>179</b>	<b>2826</b>	<b>41.9</b>	<b>6.62</b>	<b>20</b>	<b>4.7</b>	<b>27</b>	<b>6.3</b>	<b>72t</b>	<b>53.9</b>
<b>OPPONENTS</b>	<b>429</b>	<b>217</b>	<b>3419</b>	<b>50.6</b>	<b>7.97</b>	<b>25</b>	<b>5.8</b>	<b>20</b>	<b>4.7</b>	<b>94t</b>	<b>77.4</b>

## RECEIVING

	No.	Yds.	Avg.	Long	TD
Crabtree	35	601	17.2	72t	5
Denson	34	586	17.2	44t	5
Beer	20	276	13.8	31	1
Van Heusen	19	353	18.6	50t	3
Little	19	331	17.4	66t	1
Jones	13	190	14.6	60t	2
Haffner	12	232	19.3	52	1
McCarthy	7	69	9.9	40t	2
Ford	6	40	6.7	12	0
Lynch	4	52	13.0	22	0
Moore	3	35	11.7	16	0
Lamb	3	10	3.3	—	0
Erwin	2	21	10.5	17	0
Myrtle	1	18	18.0	18	0
Washington	1	12	12.0	12	0
<b>BRONCOS</b>	<b>179</b>	<b>2826</b>	<b>15.8</b>	<b>72t</b>	<b>20</b>
<b>OPPONENTS</b>	<b>217</b>	<b>3419</b>	<b>15.8</b>	<b>94t</b>	<b>25</b>

## INTERCEPTIONS

	No.	Yds.	Avg.	Long	TD
Jaquess	5	64	12.8	28	0
Greer	4	18	4.5	14	0
Oberg	3	17	5.6	16	0
Huard	2	35	17.5	26	0
Garrett	1	6	6.0	6	0
Hollomon	1	16	16.0	16	0
Forsberg	1	6	6.0	6	0
Cunningham	1	3	3.0	3	0
Lentz	1	0	0.0	0	0
<b>BRONCOS</b>	<b>20</b>	<b>165</b>	<b>8.3</b>	<b>28</b>	<b>0</b>
<b>OPPONENTS</b>	<b>27</b>	<b>328</b>	<b>12.1</b>	<b>—</b>	<b>3</b>

## PUNTING

	No.	Yds.	Avg.	Long	B
Van Heusen	88	3853	43.8	68	—
DiVito	8	242	30.2	47	—
<b>BRONCOS</b>	<b>96</b>	<b>4095</b>	<b>42.7</b>	<b>68</b>	<b>—</b>
<b>OPPONENTS</b>	<b>76</b>	<b>3271</b>	<b>43.0</b>	<b>87</b>	<b>—</b>

## PUNT RETURNS

	No.	FC	Yds.	Avg.	Long	TD
Little	24	5	261	10.9	67	1
Greer	9	1	53	5.9	12	0
Luke	3	1	13	4.3	10	0
Jaquess	2	7	5	2.5	5	0
Hollomon	0	2	0	0.0	0	0
Van Heusen	0	1	0	0.0	0	0
<b>BRONCOS</b>	<b>38</b>	<b>17</b>	<b>332</b>	<b>8.7</b>	<b>67</b>	<b>1</b>
<b>OPPONENTS</b>	<b>46</b>	<b>—</b>	<b>282</b>	<b>6.1</b>	<b>—</b>	<b>—</b>

## KICKOFF RETURNS

	No.	Yds.	Avg.	Long	TD
Little	26	649	25.0	89	0
Hollomon	7	194	27.7	67	0
Stokes	5	106	21.2	30	0
Moore	4	74	18.5	28	0
Garrett	3	77	25.7	30	0
Lindsey	3	72	24.0	29	0
Erwin	3	55	18.3	25	0
Greer	2	41	20.5	32	0
Luke	2	34	17.0	20	0
Forsberg	2	16	8.0	12	0
Crabtree	1	30	30.0	30	0
Dickey	1	13	13.0	13	0
Jaquess	1	0	0.0	0	0
<b>BRONCOS</b>	<b>60</b>	<b>1361</b>	<b>22.7</b>	<b>89</b>	<b>0</b>
<b>OPPONENTS</b>	<b>29</b>	<b>704</b>	<b>24.3</b>	<b>—</b>	<b>0</b>

## SACKS:

R. Jackson 10.5, Costa 6.5, Duranko 6, Inman 3.5, Mirich 1.5, QB Fell 1, Team 2, **TOTAL 31.0**

## 1968 PRIMARY STARTERS

OFFENSE	DEFENSE
SE Denson, Al	LE Duranko, Pete
SE Van Heusen, Billy	LE Smith, Paul
LT Brunelli, Sam	LT Inman, Jerry
LG Goeddeke, George	LT Mirich, Rex
C Kaminski, Larry	RT Costa, Dave
RG Young, Bob	RE Jackson, Rich
RG Homan, Jon	LLB Cunningham, Carl
RT Current, Mike	MLB Huard, John
TE Beer, Tom	RLB Forsberg, Fred
WR Crabtree, Eric	RLB Myrtle, Chip
WR Jones, Jimmy	LC Greer, Charlie
QB Briscoe, Marlin	RC Garrett, Drake
QB Tensi, Steve	FS Lentz, Jack
HB Little, Floyd	SS Jaquess, Pete
HB Lynch, Fran	
FB Ford, Garrett	
FB McCarthy, Brendan	

## 1968 COACHES

**Lou Saban** (Head Coach), **Whitey Dovell** (Offensive Line), **Hunter Enis** (Offensive Backfield), **Stan Jones** (Defensive Line), **Dick MacPherson** (Defensive Backfield), **Sam Rutigliano** (Wide Receivers).

## 1968 LEADERS / RANKINGS

		AFL	
INDIVIDUAL	PLAYER	NO.	RANK
Points	Howfield	57	13
Rushing Yards	Little	584	9
Passing Yards	Briscoe	1,589	6
Passer Rating	Briscoe	62.9	6
Receiving Yards	Crabtree	601	15
Receptions	Crabtree	35	15
Interceptions	Jaquess	5	71
		AFL	
OFFENSE	NO.	RANK	AFL LEADER
Points Per Game	18.2	7	Oakland
Total Yards Per Game	283.6	7	Oakland
Yards Per Play	4.5	7	Oakland
Rushing Yards Per Game	115.3	7	Kansas City
Net Passing Yards Per Game	168.4	6	San Diego
		AFL	
DEFENSE	NO.	RANK	AFL LEADER
Points Per Game	28.9	9	Kansas City
Total Yards Per Game	358.9	10	New York Jets
Yards Per Play	5.5	9	Houston
Rushing Yards Per Game	132.9	7	New York Jets
Net Passing Yards Per Game	225.9	10	Houston

## 1968 KEY AWARDS

**AP All-AFL (1):** DE Rich Jackson. **AFL All-Star Game (3):** DT Dave Costa, DE Rich Jackson, RB Floyd Little.

## 1968 AFL STANDINGS

### AFL EAST

Team	W	L	T	Pct	PF	PA
y-New York Jets	11	3	0	.786	419	280
Houston	7	7	0	.500	303	248
Miami	5	8	1	.385	276	355
Boston	4	10	0	.286	229	406
Buffalo	1	12	1	.077	199	367

### AFL WEST

Team	W	L	T	Pct	PF	PA
x-Kansas City	12	2	0	.857	371	170
x-Oakland	12	2	0	.857	453	233
San Diego	9	5	0	.643	382	310
<b>Denver</b>	<b>5</b>	<b>9</b>	<b>0</b>	<b>.357</b>	<b>255</b>	<b>404</b>
Cincinnati	3	11	0	.214	215	329

x – Made Playoffs; y – Division Title

## WESTERN DIVISIONAL PLAYOFF GAME

12/22 – at Oakland 41, Kansas City 6

## AFL CHAMPIONSHIP

12/29 – at New York Jets 27, Oakland 23

## 1968 NFL STANDINGS

### EAST-CAPITOL

Team	W	L	T	Pct	PF	PA
y-Dallas	12	2	0	.857	431	186
New York Giants	7	7	0	.500	294	325
Washington	5	9	0	.357	249	358
Philadelphia	2	12	0	.143	202	351

### EAST-CENTURY

Team	W	L	T	Pct	PF	PA
y-Cleveland	10	4	0	.714	394	273
St. Louis	9	4	1	.692	325	289
New Orleans	4	9	1	.308	246	327
Pittsburgh	2	11	1	.154	244	397

### WEST-CENTRAL

Team	W	L	T	Pct	PF	PA
y-Minnesota	8	6	0	.571	282	242
Chicago	7	7	0	.500	250	333
Green Bay	6	7	1	.462	281	227
Detroit	4	8	2	.333	207	241

### WEST-COASTAL

Team	W	L	T	Pct	PF	PA
y-Baltimore	13	1	0	.929	402	144
Los Angeles	10	3	1	.769	312	200
San Francisco	7	6	1	.538	303	310
Atlanta	2	12	0	.143	170	389

y – Division Title

## CONFERENCE CHAMPIONSHIPS

12/21 – at Cleveland 31, Dallas 20

12/22 – at Baltimore 24, Minnesota 14

## NFL CHAMPIONSHIP

12/29 – Baltimore 34, at Cleveland 0

## SUPER BOWL III (MIAMI)

1/12 – New York Jets (AFL) 16, Baltimore (NFL) 7



## 1967 FINAL STATISTICS (3-11)

**Head Coach:** Lou Saban    **AFL West:** 4th    **Home Stadium:** Bears Stadium

Date	W-L	Score	Opponent	Attendance	RUSHING	No.	Yds.	Avg.	Long	TD
Sept 3	W	26-21	Boston	35,488	Little	130	381	2.9	14	1
Sept 10	L	0-51	at Oakland	25,423	Mitchell	82	308	3.8	35	0
Sept 17	L	21-35	at Miami	29,381	Hickey	73	263	3.6	20	4
Sept 24	L	24-38	New York Jets	35,365	Hayes	85	255	3.0	18	4
Oct 1	L	6-10	at Houston	21,798	Gilchrist	10	21	2.1	6	0
Oct 8	L	16-17	Buffalo	35,188	Lynch	2	7	3.5	7	0
Oct 22	L	21-38	San Diego	34,464	LeClair	8	6	0.8	10	1
Oct 29	L	9-52	at Kansas City	44,002	Tensi	24	4	0.2	13	0
Nov 5	L	17-21	Oakland	29,043	Crabtree	2	2	1.0	6	0
Nov 12	L	18-20	Houston	30,392	Glacken	1	10	10.0	10	0
Nov 19	W	21-20	at Buffalo	30,891	Cassese	1	5	5.0	5	0
Nov 23	L	20-24	at San Diego	34,586	Scarpitto	1	5	5.0	5	0
Dec 3	W	33-24	at New York Jets	61,615	Denson	1	-2	-2.0	-2	0
Dec 17	L	24-38	Kansas City	31,660	<b>BRONCOS</b>	<b>420</b>	<b>1265</b>	<b>3.0</b>	<b>35</b>	<b>10</b>
					<b>OPPONENTS</b>	<b>444</b>	<b>2076</b>	<b>4.7</b>	<b>65</b>	<b>21</b>

TEAM STATISTICS		Den	Opp								
TOTAL FIRST DOWNS		172	276	RECEIVING		No.	Yds.	Avg.	Long	TD	
Rushing		65	115	Denson		46	899	19.5	68t	11	
Passing		91	143	Crabtree		46	716	15.6	76t	5	
Penalty		16	18	Hayes		13	125	9.6	24	0	
TOTAL NET YARDS		2947	5201	Beer		11	155	14.1	29	0	
Avg. Per Game		210.5	371.5	Little		7	11	1.6	15	0	
Total Plays		852	921	White		5	87	17.4	40	0	
Avg. Per Play		3.5	5.6	Hickey		7	36	5.1	22t	1	
NET YARDS RUSHING		1265	2076	Mitchell		7	15	2.1	15	0	
Avg. Per Game		90.4	148.3	Sweeney		6	136	22.7	48	0	
Total Rushes		420	444	Scarpitto		1	14	14.0	14	0	
Avg. Per Rush		3.0	4.7	Gilchrist		1	-4	-4.0	0	0	
NET YARDS PASSING		1682	3125	BRONCOS		150	2190	14.6	76t	17	
Avg. Per Game		120.1	223.2	OPPONENTS		214	3289	15.3	79	27	
Sacked/Yards Lost		58/508	18/164	INTERCEPTIONS		No.	Yds.	Avg.	Long	TD	
Att./Completions		374/150	459/214	Sellers		7	78	11.1	47	1	
Completion Pct.		40.1	46.6	Wilson		4	153	38.3	70	2	
Had Intercepted		18	28	Lentz		4	72	18.0	47	0	
PUNTS/AVERAGE		105/44.9	65/41.5	Wright		4	22	5.5	8	0	
Had Blocked		1	1	Sykes		2	29	14.5	29	0	
PUNT RETURNS		27/357	61/718	Huard		2	12	6.0	9	0	
Avg. Per Return		13.2	11.8	Richter		2	6	3.0	6	0	
KICKOFF RETURNS		60/1518	42/1046	Cassese		1	24	24.0	24	0	
Avg. Per Return		25.3	24.9	Cunningham		1	16	16.0	16	0	
INTERCEPTIONS/RET.		28/413	18/262	Myrtle		1	1	1.0	1	0	
PENALTIES/YARDS		48/512	58/628	BRONCOS		28	413	14.8	70	3	
FUMBLES/BALL LOST		30/12	23/13	OPPONENTS		18	262	14.6	—	2	
TOUCHDOWNS		31	52								
Rushing		10	21	PUNTING		No.	Yds.	Avg.	Long	B	
Passing		17	27	Scarpitto		105	4713	44.9	73	1	
Others		4	4	OPPONENTS		65	2699	41.5	60	1	
PAT (Kicking)		28/30	48/49								
PAT (Passing)		1/1	1/2	PUNT RETURNS		No.	FC	Yds.	Avg.	Long	TD
PAT (Rushing)		0/0	1/1	Little		16	6	270	16.9	72	1
FIELD GOALS		12/27	15/31	Sellers		4	0	24	6.0	17	0

SCORING	TD	Ru	Pa	Rt	PAT	FG	\$	PTS		
Denson	11	0	11	0	0/0	0/0	0	66		
Humphreys	0	0	0	0	18/19	7/15	0	39		
Hickey	5	4	1	0	0/0	0/0	0	30		
Crabtree	5	0	5	0	0/0	0/0	0	30		
Hayes	4	4	0	0	0/0	0/0	0	26		
Little	2	1	0	1	0/0	0/0	0	12		
Wilson	2	0	0	2	0/0	0/0	0	12		
Kroner	0	0	0	0	5/6	2/2	0	11		
Duncan	0	0	0	0	3/3	2/5	0	9		
Sellers	1	0	0	1	0/0	0/0	0	6		
LeClair	1	1	0	0	0/0	0/0	0	6		
LeClerc	0	0	0	0	2/2	1/6	0	5		
Jackson	0	0	0	0	0/0	0/0	1	2		
White	0	0	0	0	0/0	0/0	1	2		
<b>BRONCOS</b>	<b>31</b>	<b>10</b>	<b>17</b>	<b>4</b>	<b>28/30</b>	<b>12/28</b>	<b>2</b>	<b>256</b>		
<b>OPPONENTS</b>	<b>52</b>	<b>21</b>	<b>27</b>	<b>4</b>	<b>48/49</b>	<b>15/31</b>	<b>0</b>	<b>409</b>		

**SACKS:** R. Jackson 4.5, Costa 4.5, Cox 2.5, Cunningham 2.5, Inman 1.5, Duranko 1, Myrtle 1, Mirich 1, Richter 0.5, **TOTAL 19.0**

PASSING	Att.	Comp.	Yds.	Comp. %	Yd./Att.	TD	TD %	Int	Int %	LG	Rtg.
Tensi	325	131	1915	40.3	5.89	16	4.9	17	5.2	76t	54.8
LeClair	45	19	275	42.2	6.11	1	6.1	1	2.2	48	60.9
Glacken	4	0	0	0.0	0.00	0	0.0	0	0.0	0	39.6
<b>BRONCOS</b>	<b>374</b>	<b>150</b>	<b>2190</b>	<b>40.1</b>	<b>5.86</b>	<b>17</b>	<b>4.5</b>	<b>18</b>	<b>4.8</b>	<b>76t</b>	<b>55.0</b>
<b>OPPONENTS</b>	<b>459</b>	<b>214</b>	<b>3289</b>	<b>46.6</b>	<b>7.17</b>	<b>27</b>	<b>5.9</b>	<b>28</b>	<b>6.1</b>	<b>79</b>	<b>65.0</b>

## 1967 PRIMARY STARTERS

OFFENSE	DEFENSE
SE Crabtree, Eric	LE Mirich, Rex
LT Brunelli, Sam	LT Inman, Jerry
LG Goeddeke, George	RT Costa, Dave
C Kaminski, Larry	RE Jackson, Rich
RG Mattson, Pat	LLB Cunningham, Carl
RT Cichowski, Tom	MLB Huard, John
TE Beer, Tom	MLB Duranko, Pete
FL Denson, Al	RLB Myrtle, Chip
QB Tensi, Steve	RLB Richter, Frank
HB Little, Floyd	LC Sellers, Goldie
HB Mitchell, Charlie	RC Wilson, Nemiah
FB Hickey, Bo	FS Lentz, Jack
FB Hayes, Wendell	SS Jaquess, Pete
	SS Cassese, Tom

## 1967 COACHES

**Lou Saban** (Head Coach), **Whitey Dovell** (Offensive Line), **Hunter Enis** (Offensive Backfield), **Stan Jones** (Defensive Line), **Dick MacPherson** (Linebackers), **Sam Rutigliano** (Wide Receivers).

## 1967 LEADERS / RANKINGS

			AFL		
INDIVIDUAL	PLAYER	NO.	RANK	AFL LEADER	NO.
Points	Denson	66	10	Blanda (OAK)	116
Rushing Yards	Little	381	13	Nance (BOS)	1,216
Passing Yards	Tensi	1,915	8	Namath (NYJ)	4,007
Passer Rating	Tensi	54.8	7	Dawson (KC)	83.7
Receiving Yards	Denson	899	6	Maynard (NYJ)	1,434
Receptions	Crabtree/Denson	46	8t	Sauer (NYJ)	75
Interceptions	Sellers	7	5t	Three Players	10
OFFENSE			AFL		
		NO.	RANK	AFL LEADER	NO.
Points Per Game		18.3	7	Oakland	33.4
Total Yards Per Game		210.5	9	New York Jets	368.0
Yards Per Play		3.5	9	San Diego	5.8
Rushing Yards Per Game		90.4	9	Houston	151.6
Net Passing Yards Per Game		120.1	8	New York Jets	274.6
DEFENSE			AFL		
		NO.	RANK	AFL LEADER	NO.
Points Per Game		29.2	9	Houston	14.2
Total Yards Per Game		371.5	9	Oakland	235.3
Yards Per Play		5.6	8	Oakland	3.8
Rushing Yards Per Game		148.3	8	Oakland	80.6
Net Passing Yards Per Game		223.2	8	Buffalo	130.4

## 1967 KEY AWARDS

**AFL All-Star Game (4):** DT Dave Costa, WR Al Denson, C Larry Kaminski, CB Nemiah Wilson.

## 1967 AFL STANDINGS

### AFL EAST

Team	W	L	T	Pct	PF	PA
y-Houston	9	4	1	.692	258	199
New York Jets	8	5	1	.615	371	329
Buffalo	4	10	0	.286	237	285
Miami	4	10	0	.286	219	407
Boston	3	10	1	.231	280	389

### AFL WEST

Team	W	L	T	Pct	PF	PA
y-Oakland	13	1	0	.929	468	233
Kansas City	9	5	0	.643	408	254
San Diego	8	5	1	.615	360	352
Denver	3	11	0	.214	256	409

y – Division Title

## AFL CHAMPIONSHIP

12/31 – at Oakland 40, Houston 7

## 1967 NFL STANDINGS

### EAST-CAPITOL

Team	W	L	T	Pct	PF	PA
y-Dallas	9	5	0	.643	342	268
Philadelphia	6	7	1	.462	351	409
Washington	5	6	3	.455	347	353
New Orleans	3	11	0	.214	233	379

### EAST-CENTURY

Team	W	L	T	Pct	PF	PA
y-Cleveland	9	5	0	.643	334	297
New York Giants	7	7	0	.500	369	379
St. Louis	6	7	1	.462	333	356
Pittsburgh	4	9	1	.308	281	320

### WEST-CENTRAL

Team	W	L	T	Pct	PF	PA
y-Green Bay	9	4	1	.692	332	209
Chicago	7	6	1	.538	239	218
Detroit	5	7	2	.417	260	259
Minnesota	3	8	3	.273	233	294

### WEST-COASTAL

Team	W	L	T	Pct	PF	PA
y-Los Angeles	11	1	2	.917	398	196
Baltimore	11	1	2	.917	394	198
San Francisco	7	7	0	.500	273	337
Atlanta	1	12	1	.077	175	422

y – Division Title

## CONFERENCE CHAMPIONSHIPS

12/23 – at Green Bay 28, Los Angeles 7

12/24 – at Dallas 52, Cleveland 14

## NFL CHAMPIONSHIP

12/31 – at Green Bay 21, Dallas 17

## SUPER BOWL II (MIAMI)

1/14 – Green Bay (NFL) 33, Oakland (AFL) 14

## 1966 FINAL STATISTICS (4-10)

**Head Coach:** Mac Speedie (2) / Ray Malavasi (12)    **AFL West:** 4th    **Home Stadium:** Bears Stadium

Date	W-L	Score	Opponent	Attendance	RUSHING	No.	Yds.	Avg.	Long	TD
Sept 3	L	7-45	at Houston	30,156	Haynes	105	417	4.0	56	1
Sept 18	L	10-24	Boston	25,337	Haynes	129	304	2.4	20	2
Sept 25	L	7-16	New York Jets	29,878	Mitchell	70	199	2.8	21	0
Oct 2	W	40-38	Houston	27,203	Scarpitto	4	110	27.5	63	1
Oct 8	L	10-37	at Kansas City	33,929	Lester	34	84	2.5	10	0
Oct 16	L	7-24	at Miami	23,393	Choboian	21	45	2.1	12	2
Oct 23	L	10-56	Kansas City	26,196	Slaughter	1	10	10.0	10	0
Oct 30	L	17-24	at San Diego	25,819	Kellogg	6	3	0.5	5	0
Nov 6	W	17-10	at Boston	18,154	McCormick	4	2	0.5	3	0
Nov 20	L	3-17	Oakland	26,703	Glacken	2	-1	-0.5	5	0
Nov 27	W	20-17	San Diego	24,860	<b>BRONCOS</b>	<b>376</b>	<b>1173</b>	<b>3.1</b>	<b>63</b>	<b>6</b>
Dec 4	W	17-7	Miami	32,592	<b>OPPONENTS</b>	<b>441</b>	<b>2029</b>	<b>4.6</b>	<b>61</b>	<b>17</b>
Dec 11	L	10-28	at Oakland	31,765						
Dec 18	L	21-38	at Buffalo	40,538						

TEAM STATISTICS	Den	Opp
TOTAL FIRST DOWNS	171	251
Rushing	61	101
Passing	95	122
Penalty	14	28
TOTAL NET YARDS	3168	4544
Avg. Per Game	226.3	324.6
Total Plays	815	871
Avg. Per Play	3.9	5.2
NET YARDS RUSHING	1173	2029
Avg. Per Game	83.8	144.9
Total Rushes	376	441
Avg. Per Rush	3.1	4.6
NET YARDS PASSING	1995	2515
Avg. Per Game	142.5	179.6
Sacked/Yards Lost	37/356	33/304
Att./Completions	402/166	396/192
Completion Pct.	41.3	48.5
Had Intercepted	30	13
PUNTS/AVERAGE	77/45.2	60/42.7
Had Blocked	1	0
PUNT RETURNS	26/235	38/296
Avg. Per Return	9.0	7.8
KICKOFF RETURNS	58/1558	43/1000
Avg. Per Return	26.9	23.3
INTERCEPTIONS/RET.	13/109	30/545
PENALTIES/YARDS	66/773	75/571
FUMBLES/BALL LOST	36/17	35/18
TOUCHDOWNS	22	47
Rushing	6	17
Passing	12	26
Others	4	4
PAT (Kicking)	20/20	46/46
PAT (Passing)	1/2	1/1
PAT (Rushing)	0	0
FIELD GOALS	14/25	17/40

SCORING	TD	Ru	Pa	Rt	PAT	FG	\$	PTS
Kroner	0	0	0	0	20/20	14/25	0	62
Scarpitto	5	1	4	0	0/0	0/0	0	32
Haynes	3	2	1	0	0/0	0/0	0	18
Denson	3	0	3	0	0/0	0/0	0	18
Mitchell	2	0	2	0	0/0	0/0	0	12
Sellers	2	0	0	2	0/0	0/0	0	12
Choboian	2	2	0	0	0/0	0/0	0	12
Taylor	1	0	1	0	0/0	0/0	0	6
Haynes	1	1	0	0	0/0	0/0	0	6
Bramlett	1	0	0	1	0/0	0/0	0	6
Lester	1	0	1	0	0/0	0/0	0	6
Wilson	1	0	0	1	0/0	0/0	0	6
<b>BRONCOS</b>	<b>22</b>	<b>6</b>	<b>12</b>	<b>4</b>	<b>20/20</b>	<b>14/25</b>	<b>0</b>	<b>196</b>
<b>OPPONENTS</b>	<b>47</b>	<b>17</b>	<b>26</b>	<b>4</b>	<b>46/46</b>	<b>17/40</b>	<b>0</b>	<b>381</b>

RECEIVING	No.	Yds.	Avg.	Long	TD
Haynes	46	480	10.4	52	1
Denson	36	725	20.1	65	3
Taylor	35	448	12.8	32	1
Scarpitto	21	335	16.0	62	4
Mitchell	14	239	17.1	79	2
Haynes	8	49	6.1	29	0
Lester	2	26	13.0	21	1
Crabtree	1	38	38.0	38	0
Franci	1	8	8.0	8	0
Kellogg	1	5	5.0	5	0
Wright	1	-2	-2.0	-2	0
<b>BRONCOS</b>	<b>166</b>	<b>2351</b>	<b>14.2</b>	<b>79</b>	<b>12</b>
<b>OPPONENTS</b>	<b>192</b>	<b>2819</b>	<b>14.7</b>	<b>79</b>	<b>26</b>

INTERCEPTIONS	No.	Yds.	Avg.	Long	TD
Brown	3	37	12.3	31	0
Sellers	3	24	8.0	24	0
Matsos	2	10	5.0	5	0
Hopkins	2	9	4.5	9	0
Wright	1	15	15.0	15	0
Bramlett	1	12	12.0	12	0
Wilson	1	2	2.0	2	0
<b>BRONCOS</b>	<b>13</b>	<b>109</b>	<b>8.4</b>	<b>31</b>	<b>0</b>
<b>OPPONENTS</b>	<b>30</b>	<b>545</b>	<b>18.2</b>	<b>—</b>	<b>1</b>

PUNTING	No.	Yds.	Avg.	Long	B
Scarpitto	76	3480	45.8	70	1
<b>BRONCOS</b>	<b>77</b>	<b>2878</b>	<b>45.2</b>	<b>70</b>	<b>1</b>
<b>OPPONENTS</b>	<b>60</b>	<b>2564</b>	<b>42.7</b>	<b>68</b>	<b>0</b>

PUNT RETURNS	No.	Yds.	Avg.	Long	TD
Haynes	10	119	11.9	42	0
Scott	7	56	8.0	21	0
Sellers	6	49	8.2	17	0
Wilson	2	10	5.0	10	0
Lester	1	1	1.0	1	0
<b>BRONCOS</b>	<b>26</b>	<b>235</b>	<b>9.0</b>	<b>42</b>	<b>0</b>
<b>OPPONENTS</b>	<b>38</b>	<b>296</b>	<b>7.8</b>	<b>—</b>	<b>0</b>

KICKOFF RETURNS	No.	Yds.	Avg.	Long	TD
Sellers	19	541	28.5	100	2
Wilson	10	309	30.9	100	1
Scott	9	282	31.3	77	0
Haynes	9	229	25.4	43	0
Crabtree	5	129	25.8	32	0
Mitchell	3	55	18.3	26	0
Lester	1	11	11.0	11	0
Sturm	1	2	2.0	2	0
Inman	1	0	0.0	0	0
<b>BRONCOS</b>	<b>58</b>	<b>1558</b>	<b>26.9</b>	<b>100</b>	<b>3</b>
<b>OPPONENTS</b>	<b>43</b>	<b>1000</b>	<b>23.3</b>	<b>—</b>	<b>0</b>

**SACKS:** Bramlett 9.5, LaRose 4.5, Keating 3.5, Leetzow 3, Jacobs 2, Hopkins 1.5, Jeter 1.5, Gonsoulin 1, Tarasovic 1, Cox 0.5, Team 5, **TOTAL 33.0**

PASSING	Att.	Comp.	Yds.	Comp. %	Yd./Att.	TD	TD%	Int	Int%	LG	Rtg.
Choboian	163	82	1110	50.3	6.81	4	2.5	12	7.4	79	49.9
McCormick	193	68	993	35.2	5.15	6	3.1	15	7.8	64	30.9
Slaughter	25	7	124	28.0	4.96	1	4.0	0	0.0	67	61.1
Glacken	11	6	84	54.5	7.64	1	9.1	0	0.0	22	109.7
Rote	8	3	40	37.5	5.00	0	0.0	1	12.5	20	14.6
Haynes	2	0	0	0.0	0.00	0	0.0	2	100.0	0	0.0
<b>BRONCOS</b>	<b>402</b>	<b>166</b>	<b>2351</b>	<b>41.3</b>	<b>5.85</b>	<b>12</b>	<b>3.0</b>	<b>30</b>	<b>7.5</b>	<b>79</b>	<b>39.7</b>
<b>OPPONENTS</b>	<b>396</b>	<b>192</b>	<b>2819</b>	<b>48.5</b>	<b>7.12</b>	<b>26</b>	<b>6.6</b>	<b>13</b>	<b>3.3</b>	<b>79</b>	<b>80.4</b>

## 1966 PRIMARY STARTERS

OFFENSE	DEFENSE
SE Taylor, Lionel	LE Leetow, Max
LT Breitenstein, Bob	LE La Rose, Don
LG Sturm, Jerry	LT Jacobs, Ray
C Kubala, Ray	RT Cox, Larry
C Kaminski, Larry	RT Keating, Bill
RG Gonzaga, John	RE Young, Bob
RG Homan, Jon	LLB Hopkins, Jerry
RT Burnet, Lee	LLB Jeter, Eugene
TE Denson, Al	MLB Matsos, Archie
FL Scarpitto, Bob	RLB Bramlett, John
QB McCormick, John	LC Brown, Willie
QB Choboian, Max	LC Sellers, Goldie
HB Haynes, Abner	RC Wilson, Nemiah
HB Mitchell, Charlie	LS Wright, Lonnie
FB Hayes, Wendell	RS Gonsoulin, Goose

## 1966 COACHES

**Mac Speedie** (Head Coach - First 2 Gms.), **Dale Dodrill** (Defensive Line), **Ray Malavasi** (Offensive Line / Head Coach - Final 12 Gms.), **Marv Matuszak** (Defensive Backfield), **Bus Mertes** (Offensive Backfield).

## 1966 LEADERS / RANKINGS

			AFL	
INDIVIDUAL	PLAYER	NO.	RANK	AFL LEADER . . . . . NO.
Points	Kroner . . . . .	62	12	Cappelletti (BOS) . . . . . 119
Rushing Yards	Hayes . . . . .	417	11	Nance (BOS) . . . . . 1,458
Passing Yards	Choboian . . . . .	1,110	9	Namath (NYJ) . . . . . 3,379
Passer Rating	Choboian . . . . .	49.9	9	Dawson (KC) . . . . . 101.7
Receiving Yards	Denson . . . . .	725	9	Alworth (SD) . . . . . 1,383
Receptions	Haynes . . . . .	46	11t	Alworth (SD) . . . . . 73
Interceptions	Brown/Sellers . . . . .	3	24t	Hunt/Robinson (KC) . . . . . 10
			AFL	
OFFENSE . . . . . NO.			RANK	AFL LEADER . . . . . NO.
Points Per Game . . . . .	14.0		9	Kansas City . . . . . 32.0
Total Yards Per Game . . . . .	226.3		9	Kansas City . . . . . 365.3
Yards Per Play . . . . .	3.9		9	Kansas City . . . . . 6.0
Rushing Yards Per Game . . . . .	83.8		9	Kansas City . . . . . 162.4
Net Passing Yards Per Game . . . . .	142.5		9	New York Jets . . . . . 247.4
			AFL	
DEFENSE . . . . . NO.			RANK	AFL LEADER . . . . . NO.
Points Per Game . . . . .	27.2		8	Buffalo . . . . . 18.2
Total Yards Per Game . . . . .	324.6		6	Oakland . . . . . 279.3
Yards Per Play . . . . .	5.2		7	Oakland . . . . . 4.6
Rushing Yards Per Game . . . . .	144.9		8	Buffalo . . . . . 75.1
Net Passing Yards Per Game . . . . .	179.6		3	Oakland . . . . . 151.3

## 1966 KEY AWARDS

**All-AFL (1):** P Bob Scarpitto. **AFL All-Star Game (4):** LB John Bramlett, S Goose Gonsoulin, P Bob Scarpitto, G Jerry Sturm.

## 1966 AFL STANDINGS

### AFL EAST

Team	W	L	T	Pct	PF	PA
y-Buffalo	9	4	1	.692	358	255
Boston	8	4	2	.667	315	283
New York Jets	6	6	2	.500	322	312
Houston	3	11	0	.214	335	396
Miami	3	11	0	.214	213	362

### AFL WEST

Team	W	L	T	Pct	PF	PA
y-Kansas City	11	2	1	.846	448	276
Oakland	8	5	1	.615	315	288
San Diego	7	6	1	.538	335	284
Denver	4	10	0	.286	196	381

y - Division Title

### AFL CHAMPIONSHIP

1/1 - Kansas City 31, at Buffalo 7

## 1966 NFL STANDINGS

### NFL EAST

Team	W	L	T	Pct	PF	PA
y-Dallas	10	3	1	.769	445	239
Cleveland	9	5	0	.643	403	259
Philadelphia	9	5	0	.643	326	340
St. Louis	8	5	1	.615	264	265
Washington	7	7	0	.500	351	355
Pittsburgh	5	8	1	.385	316	347
Atlanta	3	11	0	.214	204	437
New York Giants	1	12	1	.077	263	501

### NFL WEST

Team	W	L	T	Pct	PF	PA
y-Green Bay	12	2	0	.857	335	163
Baltimore	9	5	0	.643	314	226
Los Angeles	8	6	0	.571	289	212
San Francisco	6	6	2	.500	320	325
Chicago	5	7	2	.417	234	272
Detroit	4	9	1	.308	206	317
Minnesota	4	9	1	.308	292	304

y - Division Title

### NFL CHAMPIONSHIP

1/1 - Green Bay 34, at Dallas 27

### SUPER BOWL I (Los Angeles)

1/15 - Green Bay (NFL) 35, Kansas City (AFL) 10

## 1965 FINAL STATISTICS (4-10)

**Head Coach:** Mac Speedie    **AFL West:** 4th    **Home Stadium:** Bears Stadium

Date	W-L	Score	Opponent	Attendance	RUSHING	No.	Yds.	Avg.	Long	TD
Sept 11	L	31-34	at San Diego	27,022	Gilchrist	252	954	3.8	44	6
Sept 19	L	15-30	Buffalo	30,682	Hayes	130	526	4.1	43	5
Sept 24	W	27-10	at Boston	26,782	Haynes	41	166	4.1	47	3
Oct 3	W	16-13	New York Jets	34,988	Scarpitto	4	94	23.5	44	0
Oct 10	L	23-31	Kansas City	31,001	Slaughter	20	75	3.8	13	0
Oct 17	W	28-17	Houston	32,492	Barry	2	19	9.5	11	0
Oct 24	L	13-31	at Buffalo	45,046	Lee	2	1	0.5	2	0
Oct 31	L	10-45	at New York Jets	53,717	McCormick	1	-2	-2.0	-2	0
Nov 7	L	21-35	San Diego	33,073	Denson	1	-4	-4.0	-4	0
Nov 14	W	31-21	at Houston	28,126	<b>BRONCOS</b>	<b>453</b>	<b>1829</b>	<b>4.0</b>	<b>47</b>	<b>14</b>
Nov 21	L	20-28	Oakland	30,369	<b>OPPONENTS</b>	<b>384</b>	<b>1337</b>	<b>3.5</b>	<b>41</b>	<b>24</b>
Dec 5	L	13-24	at Oakland	19,023	<b>RECEIVING</b>	<b>No.</b>	<b>Yds.</b>	<b>Avg.</b>	<b>Long</b>	<b>TD</b>
Dec 12	L	20-28	Boston	27,207	Taylor	85	1131	13.3	63	6
Dec 19	L	35-45	at Kansas City	14,421	Scarpitto	32	585	18.3	90t	5

### TEAM STATISTICS

#### TOTAL FIRST DOWNS

	Den	Opp
Rushing	111	87
Passing	117	138
Penalty	27	19

#### TOTAL NET YARDS

	Den	Opp
Avg. Per Game	319.2	306.9
Total Plays	959	850
Avg. Per Play	4.7	5.1

#### NET YARDS RUSHING

	Den	Opp
Avg. Per Game	130.6	95.5
Total Rushes	453	384
Avg. Per Rush	4.0	3.5

#### NET YARDS PASSING

	Den	Opp
Avg. Per Game	188.6	211.4
Sacked/Yards Lost	24/208	26/305
Att./Completions	482/222	440/202
Completion Pct.	46.1	45.9
Had Intercepted	30	25

#### PUNTS/AVERAGE

	Den	Opp
PENALTIES/YARDS	68/42.3	73/45.8

#### FUMBLES/BALL LOST

	Den	Opp
TOUCHDOWNS	69/75.0	86/83.6

	Den	Opp
TOUCHDOWNS	29/16	27/14

	Den	Opp
Rushing	38	50

	Den	Opp
Passing	14	24

	Den	Opp
Punt Returns	18	23

	Den	Opp
Pass Interceptions	1	1

	Den	Opp
Fumble Returns	3	2

	Den	Opp
Safety	2	0

	Den	Opp
PAT (Total)	0	0

	Den	Opp
Kicking	34	50

	Den	Opp
Running	32/32	50/50

	Den	Opp
Passing	1/2	0/0

	Den	Opp
FIELD GOALS	1/4	0/0

	Den	Opp
FIELD GOALS	13/29	14/23

	Den	Opp
FIELD GOALS	13/29	14/23

	Den	Opp
FIELD GOALS	13/29	14/23

	Den	Opp
FIELD GOALS	13/29	14/23

	Den	Opp
FIELD GOALS	13/29	14/23

	Den	Opp
FIELD GOALS	13/29	14/23

	Den	Opp
FIELD GOALS	13/29	14/23

	Den	Opp
FIELD GOALS	13/29	14/23

	Den	Opp
FIELD GOALS	13/29	14/23

	Den	Opp
FIELD GOALS	13/29	14/23

	Den	Opp
FIELD GOALS	13/29	14/23

	Den	Opp
FIELD GOALS	13/29	14/23

	Den	Opp
FIELD GOALS	13/29	14/23

	Den	Opp
FIELD GOALS	13/29	14/23

	Den	Opp
FIELD GOALS	13/29	14/23

	Den	Opp
FIELD GOALS	13/29	14/23

	Den	Opp
FIELD GOALS	13/29	14/23

	Den	Opp
FIELD GOALS	13/29	14/23

	Den	Opp
FIELD GOALS	13/29	14/23

	Den	Opp
FIELD GOALS	13/29	14/23

	Den	Opp
FIELD GOALS	13/29	14/23

	Den	Opp
FIELD GOALS	13/29	14/23

	Den	Opp
FIELD GOALS	13/29	14/23

	Den	Opp
FIELD GOALS	13/29	14/23

### BRONCOS OPPONENTS

	No.	Yds.	Avg.	Long	TD
--	-----	------	------	------	----

	No.	Yds.	Avg.	Long	TD
--	-----	------	------	------	----

	No.	Yds.	Avg.	Long	TD
--	-----	------	------	------	----

	No.	Yds.	Avg.	Long	TD
--	-----	------	------	------	----

	No.	Yds.	Avg.	Long	TD
--	-----	------	------	------	----

	No.	Yds.	Avg.	Long	TD
--	-----	------	------	------	----

	No.	Yds.	Avg.	Long	TD
--	-----	------	------	------	----

	No.	Yds.	Avg.	Long	TD
--	-----	------	------	------	----

	No.	Yds.	Avg.	Long	TD
--	-----	------	------	------	----

	No.	Yds.	Avg.	Long	TD
--	-----	------	------	------	----

	No.	Yds.	Avg.	Long	TD
--	-----	------	------	------	----

	No.	Yds.	Avg.	Long	TD
--	-----	------	------	------	----

	No.	Yds.	Avg.	Long	TD
--	-----	------	------	------	----

	No.	Yds.	Avg.	Long	TD
--	-----	------	------	------	----

	No.	Yds.	Avg.	Long	TD
--	-----	------	------	------	----

	No.	Yds.	Avg.	Long	TD
--	-----	------	------	------	----

	No.	Yds.	Avg.	Long	TD
--	-----	------	------	------	----

	No.	Yds.	Avg.	Long	TD
--	-----	------	------	------	----

	No.	Yds.	Avg.	Long	TD
--	-----	------	------	------	----

	No.	Yds.	Avg.	Long	TD
--	-----	------	------	------	----

	No.	Yds.	Avg.	Long	TD
--	-----	------	------	------	----

	No.	Yds.	Avg.	Long	TD
--	-----	------	------	------	----

	No.	Yds.	Avg.	Long	TD
--	-----	------	------	------	----

	No.	Yds.	Avg.	Long	TD
--	-----	------	------	------	----

	No.	Yds.	Avg.	Long	TD
--	-----	------	------	------	----

	No.	Yds.	Avg.	Long	TD
--	-----	------	------	------	----

	No.	Yds.	Avg.	Long	TD
--	-----	------	------	------	----

	No.	Yds.	Avg.	Long	TD
--	-----	------	------	------	----

	No.	Yds.	Avg.	Long	TD
--	-----	------	------	------	----

	No.	Yds.	Avg.	Long	TD
--	-----	------	------	------	----

	No.	Yds.	Avg.	Long	TD
--	-----	------	------	------	----

	No.	Yds.	Avg.	Long	TD
--	-----	------	------	------	----

	No.	Yds.	Avg.	Long	TD
--	-----	------	------	------	----

	No.	Yds.	Avg.	Long	TD
--	-----	------	------	------	----

	No.	Yds.	Avg.	Long	TD
--	-----	------	------	------	----

	No.	Yds.	Avg.	Long	TD
--	-----	------	------	------	----

	No.	Yds.	Avg.	Long	TD
--	-----	------	------	------	----

	No.	Yds.	Avg.	Long	TD
--	-----	------	------	------	----

	No.	Yds.	Avg.	Long	TD
--	-----	------	------	------	----

	No.	Yds.	Avg.	Long	TD
--	-----	------	------	------	----

	No.	Yds.	Avg.	Long	TD
--	-----	------	------	------	----

	No.	Yds.	Avg.	Long	TD
--	-----	------	------	------	----

	No.	Yds.	Avg.	Long	TD
--	-----	------	------	------	----

	No.	Yds.	Avg.	Long	TD
--	-----	------	------	------	----

	No.	Yds.	Avg.	Long	TD
--	-----	------	------	------	----

	No.	Yds.	Avg.	Long	TD
--	-----	------	------	------	----

	No.	Yds.	Avg.	Long	TD
--	-----	------	------	------	----

	No.	Yds.	Avg.	Long	TD
--	-----	------	------	------	----

	No.	Yds.	Avg.	Long	TD
--	-----	------	------	------	----

	No.	Yds.	Avg.	Long	TD
--	-----	------	------	------	----

	No.	Yds.	Avg.	Long	TD
--	-----	------	------	------	----

	No.	Yds.	Avg.	Long	TD
--	-----	------	------	------	----

	No.	Yds.	Avg.	Long	TD
--	-----	------	------	------	----

	No.	Yds.	Avg.	Long	TD
--	-----	------	------	------	----

	No.	Yds.	Avg.	Long	TD
--	-----	------	------	------	----

	No.	Yds.	Avg.	Long	TD
--	-----	------	------	------	----

	No.	Yds.	Avg.	Long	TD
--	-----	------	------	------	----

**SACKS:** Bramlett 6, Moore 3.5, Jacobs 3.5, Erlandson 3, Janerette 3, Leeztow 2, Brown 1, Cooke 1, Cummings 1, McGeevrey 1, Team 1, **TOTAL 26.0**

PASSING	Att.	Comp.	Yds.	Comp. %	Yd./Att.	TD	TD%	Int	Int%	LG	Rtg.
McCormick	253	103	1292	40.7	5.11	7	2.8	14	5.5	90t	43.5
Slaughter	147	75	864	51.0	5.88	6	4.1	12	8.2	51	48.7
Lee	80	44	692	55.0	8.65	5	6.3	3	3.8	66	89.2
Haynes	1	0	0	0.0	0.00	0	0.0	0	0.0	—	39.6
Hayes	1	0	0	0.0	0.00	0	0.0	1	100.0	—	0.0
<b>BRONCOS</b>	<b>482</b>	<b>222</b>	<b>2848</b>	<b>46.1</b>	<b>5.91</b>	<b>18</b>	<b>3.7</b>	<b>30</b>	<b>6.2</b>	<b>90t</b>	<b>51.6</b>
<b>OPPONENTS</b>	<b>440</b>	<b>202</b>	<b>3265</b>	<b>45.9</b>	<b>7.42</b>	<b>23</b>	<b>5.2</b>	<b>25</b>	<b>5.7</b>	<b>78</b>	<b>65.0</b>

## 1965 PRIMARY STARTERS

OFFENSE	DEFENSE
SE Taylor, Lionel	LE Cooke, Ed
LT Breitenstein, Bob	LT Jacobs, Ray
LG Sturm, Jerry	RT Janerette, Charlie
LG Nomina, Tom	RE Leetow, Max
C Kubala, Ray	RE Moore, Leroy
RG McCullough, Bob	LLB Erlandson, Tom
RT Danenhauer, Elden	MLB Hopkins, Jerry
TE Dixon, Hewritt	MLB Cummings, Ed
TE Denson, Al	RLB Bramlett, John
FL Scarpitto, Bob	LC Brown, Willie
QB Slaughter, Mickey	LC McMillan, Jim
QB McCormick, John	RC McGeever, John
HB Haynes, Abner	LS Farr, Miller
HB Mitchell, Charlie	LS Griffin, John
FB Gilchrist, Cookie	RS Gonsoulin, Goose
FB Hayes, Wendell	

## 1965 COACHES

**Mac Speedie** (Head Coach), **George Dickson** (Defensive Backfield), **Bus Mertes** (Offensive Backfield), **Red Miller** (Offensive Line), **Ray Malavasi** (Defensive Line).

## 1965 LEADERS / RANKINGS

			AFL	
INDIVIDUAL	PLAYER	NO.	RANK	AFL LEADER . . . . . NO.
Points	Kroner . . . . .	71	10	Cappelletti (BOS) . . . . . 132
Rushing Yards	Gilchrist . . . . .	954	2	Lowe (SD) . . . . . 1,121
Passing Yards	McCormick . . . . .	1,292	8	Hadi (SD) . . . . . 2,798
Passer Rating	McCormick . . . . .	43.5	9	Dawson (KC) . . . . . 81.3
Receiving Yards	Taylor . . . . .	1,131	3	Alworth (SD) . . . . . 1,602
Receptions	Taylor . . . . .	85	1	Taylor (DEN) . . . . . 85
Interceptions	Gonsoulin . . . . .	6	6t	Hicks (HOU) . . . . . 9
OFFENSE . . . . . NO.			AFL RANK	AFL LEADER . . . . . NO.
Points Per Game . . . . .	21.6		4	San Diego . . . . . 24.3
Total Yards Per Game . . . . .	319.2		2	San Diego . . . . . 364.4
Yards Per Play . . . . .	4.7		4	Kansas City . . . . . 5.1
Rushing Yards Per Game . . . . .	130.6		2	San Diego . . . . . 142.7
Net Passing Yards Per Game . . . . .	188.6		3	San Diego . . . . . 221.6
			AFL RANK	AFL LEADER . . . . . NO.
Points Per Game . . . . .	28.0		7	Buffalo . . . . . 16.1
Total Yards Per Game . . . . .	306.9		7	San Diego . . . . . 233.0
Yards Per Play . . . . .	5.1		7	San Diego . . . . . 4.0
Rushing Yards Per Game . . . . .	95.5		3	San Diego . . . . . 78.1
Net Passing Yards Per Game . . . . .	211.4		7	San Diego . . . . . 154.9
DEFENSE . . . . . NO.			AFL RANK	AFL LEADER . . . . . NO.
Points Per Game . . . . .	28.0		7	Buffalo . . . . . 16.1
Total Yards Per Game . . . . .	306.9		7	San Diego . . . . . 233.0
Yards Per Play . . . . .	5.1		7	San Diego . . . . . 4.0
Rushing Yards Per Game . . . . .	95.5		3	San Diego . . . . . 78.1
Net Passing Yards Per Game . . . . .	211.4		7	San Diego . . . . . 154.9

## 1965 KEY AWARDS

**All-AFL (3):** T Eldon Danenhauer, FB Cookie Gilchrist, WR Lionel Taylor. **AFL All-Star Game (2):** T Eldon Danenhauer, FB Cookie Gilchrist.

## 1965 AFL STANDINGS

### AFL EAST

Team	W	L	T	Pct	PF	PA
y-Buffalo	10	3	1	.769	313	226
New York Jets	5	8	1	.385	285	303
Boston	4	8	2	.333	244	302
Houston	4	10	0	.286	298	429

### AFL WEST

Team	W	L	T	Pct	PF	PA
y-San Diego	9	2	3	.818	340	227
Oakland	8	5	1	.615	298	239
Kansas City	7	5	2	.583	322	285
Denver	4	10	0	.286	303	392

y – Division Title

## AFL CHAMPIONSHIP

12/26 – Buffalo 23, at San Diego 0

## 1965 NFL STANDINGS

### NFL EAST

Team	W	L	T	Pct	PF	PA
y-Cleveland	11	3	0	.786	363	325
Dallas	7	7	0	.500	325	280
New York Giants	7	7	0	.500	270	338
Washington	6	8	0	.429	257	301
Philadelphia	5	9	0	.357	363	359
St. Louis	5	9	0	.357	296	309
Pittsburgh	2	12	0	.143	202	397

### NFL WEST

Team	W	L	T	Pct	PF	PA
x-Baltimore	10	3	1	.769	389	284
x-Green Bay	10	3	1	.769	316	224
Chicago	9	5	0	.643	409	275
San Francisco	7	6	1	.538	421	402
Minnesota	7	7	0	.500	383	403
Detroit	6	7	1	.462	257	295
Los Angeles	4	10	0	.286	269	328

x – Made Playoffs; y – Division Title

## WESTERN CONFERENCE PLAYOFF GAME

12/26 – at Green Bay 13, Baltimore 10 (OT)

## NFL CHAMPIONSHIP

1/2 – at Green Bay 23, Cleveland 12



## 1964 FINAL STATISTICS (2-11-1)

**Head Coach:** Jack Faulkner (4) / Mac Speedie (10)    **AFL West:** 4th    **Home Stadium:** Bears Stadium

Date	W-L	Score	Opponent	Attendance	RUSHING	No.	Yds.	Avg.	Long	TD
Sept 12	L	6-30	at New York Jets	45,665	Mitchell	177	590	3.3	33	5
Sept 20	L	13-30	at Buffalo	28,501	Joe	112	415	3.7	51	2
Sept 27	L	17-38	Houston	22,651	Lee	42	163	3.8	16	3
Oct 4	L	10-39	Boston	15,485	Slaughter	20	54	2.7	18	0
Oct 11	W	33-27	Kansas City	16,285	Mingo	6	26	4.3	9	0
Oct 18	L	14-42	at San Diego	23,332	Stone	12	26	2.2	5	0
Oct 25	L	7-40	at Oakland	17,858	Dixon	18	25	1.4	17	0
Nov 1	L	39-49	at Kansas City	15,053	Barry	3	7	2.3	11	0
Nov 8	L	20-31	San Diego	19,670	Scarpitto	1	5	5.0	5	0
Nov 15	W	20-16	New York Jets	11,309	<b>BRONCOS</b>	<b>391</b>	<b>1311</b>	<b>3.4</b>	<b>51</b>	<b>10</b>
Nov 20	L	7-12	at Boston	24,979	<b>OPPONENTS</b>	<b>424</b>	<b>2064</b>	<b>4.9</b>	<b>58</b>	<b>21</b>
Nov 29	T	20-20	Oakland	15,958						
Dec 13	L	19-30	Buffalo	14,431						
Dec 20	L	15-34	at Houston	15,839						

TEAM STATISTICS	Den	Opp
TOTAL FIRST DOWNS	207	271
Rushing	78	100
Passing	116	148
Penalty	13	23
TOTAL NET YARDS	3332	4970
Avg. Per Game	238.0	355.0
Total Plays	908	908
Avg. Per Play	3.7	5.5
NET YARDS RUSHING	1311	2064
Avg. Per Game	93.6	147.4
Total Rushes	391	424
Avg. Per Rush	3.4	4.9
NET YARDS PASSING	2021	2906
Avg. Per Game	144.4	207.6
Sacked/Yards Lost	61/520	44/447
Att./Completions	456/230	440/215
Completion Pct.	50.4	48.9
Had Intercepted	32	32
PUNTS/AVERAGE	83/43.4	59/41.4
PENALTIES/YARDS	76/774	63/573
FUMBLES/BALL LOST	27/8	40/21
TOUCHDOWNS	28	52
Rushing	10	21
Passing	14	29
Punt Returns	1	1
Pass Interceptions	1	1
Fumble Returns	2	0
Safety	1	4
PAT (Total)	25	52
Kicking	22/25	52/52
Running	1	0
Passing	2	0
FIELD GOALS	14/34	22/25

SCORING	TD	Ru	Pa	Rt	PAT	FG	\$	PTS
Taylor	7	0	7	0	0/0	0/0	0	42
Mingo	0	0	0	0	9/10	8/12	0	33
Mitchell	6	5	1	0	0/0	0/0	0	36
Guesman	0	0	0	0	13/15	6/22	0	31
Scarpitto	4	0	4	0	0/0	0/0	0	24
Lee	3	3	0	0	0/0	0/0	0	18
Joe	2	2	0	0	0/0	0/0	0	14
Denson	1	0	1	0	0/0	0/0	0	8
Dixon	1	0	1	0	0/0	0/0	0	6
Barry	1	0	0	1	0/0	0/0	0	6
Cooke	1	0	0	1	0/0	0/0	0	6
Janik	1	0	0	1	0/0	0/0	0	6
McMillin	1	0	0	1	0/0	0/0	0	6
Slaughter	0	0	0	0	0/0	0/0	0	2
TEAM	0	0	0	0	0/0	0/0	1	2
<b>BRONCOS</b>	<b>28</b>	<b>10</b>	<b>14</b>	<b>4</b>	<b>22/25</b>	<b>14/34</b>	<b>1</b>	<b>240</b>
<b>OPPONENTS</b>	<b>52</b>	<b>21</b>	<b>29</b>	<b>2</b>	<b>52/52</b>	<b>22/25</b>	<b>4</b>	<b>438</b>

RECEIVING	No.	Yds.	Avg.	Long	TD
Taylor	76	873	11.5	57	7
Dixon	38	585	15.4	62	1
Scarpitto	35	375	10.7	37	4
Mitchell	33	225	6.8	58	1
Denson	25	383	15.3	82t	1
Joe	12	16	1.3	15	0
Stone	4	38	9.5	16	0
Barry	4	31	7.8	13	0
Mingo	3	15	5.0	8	0
<b>BRONCOS</b>	<b>230</b>	<b>2541</b>	<b>11.0</b>	<b>82t</b>	<b>14</b>
<b>OPPONENTS</b>	<b>215</b>	<b>3353</b>	<b>15.6</b>	<b>66</b>	<b>29</b>

INTERCEPTIONS	No.	Yds.	Avg.	Long	TD
Brown	9	140	15.6	45	0
Gonsoulin	7	125	17.9	36	0
McGeever	6	60	10.0	19	0
Matuszak	2	16	8.0	8	0
Hopkins	2	11	5.5	9	0
Moore	1	70	70.0	70	0
Janik	1	22	22.0	22t	1
Wright	1	11	11.0	11	0
McMillin	1	3	3.0	3	0
Fraser	1	1	1.0	1	0
West	1	0	0.0	0	0
<b>BRONCOS</b>	<b>32</b>	<b>459</b>	<b>14.3</b>	<b>70</b>	<b>1</b>
<b>OPPONENTS</b>	<b>32</b>	<b>441</b>	<b>13.8</b>	<b>—</b>	<b>1</b>

PUNTING	No.	Yds.	Avg.	Long	B
Fraser	72	3225	44.7	67	—
Janik	10	374	37.4	49	—
<b>BRONCOS</b>	<b>83</b>	<b>3559</b>	<b>43.4</b>	<b>67</b>	<b>1</b>
<b>OPPONENTS</b>	<b>59</b>	<b>2441</b>	<b>41.4</b>	<b>71</b>	<b>0</b>

PUNT RETURNS	No.	Yds.	Avg.	Long	TD
Barry	16	149	9.3	52t	1
Mitchell	9	110	12.2	54	0
<b>BRONCOS</b>	<b>25</b>	<b>259</b>	<b>10.4</b>	<b>54</b>	<b>1</b>
<b>OPPONENTS</b>	<b>40</b>	<b>526</b>	<b>13.2</b>	<b>—</b>	<b>1</b>

KICKOFF RETURNS	No.	Yds.	Avg.	Long	TD
Barry	47	1245	26.5	60	0
Mitchell	10	221	22.1	28	0
Mingo	8	163	20.4	42	0
Dixon	6	89	14.8	24	0
Olson	2	27	13.5	15	0
Shackelford	1	13	13.0	13	0
Jordan	1	0	0.0	0	0
Sturm	1	0	0.0	0	0
<b>BRONCOS</b>	<b>76</b>	<b>1758</b>	<b>23.1</b>	<b>60</b>	<b>0</b>
<b>OPPONENTS</b>	<b>44</b>	<b>1166</b>	<b>26.5</b>	<b>—</b>	<b>0</b>

**SACKS:** Hopkins 8, Fraser 7.5, Janerette 6, Cooke 4, Matuszak 4, Jacobs 3.5, Moore 3.5, Erlandson 3, McGeever 1, Jordan 1, Team 2.5, **TOTAL 44.0**

PASSING	Att.	Comp.	Yds.	Comp.%	Yd./Att.	TD	TD%	Int	Int%	LG	Rtg.
Lee	265	133	1611	50.2	6.08	11	4.2	20	7.5	82t	51.6
Slaughter	189	97	930	51.3	4.92	3	1.6	11	5.8	39	46.4
Mitchell	1	0	0	0.0	0.00	0	0.0	0	0.0	0	39.6
Taylor	1	0	0	0.0	0.00	0	0.0	1	100.0	0	0.0
<b>BRONCOS</b>	<b>456</b>	<b>230</b>	<b>2541</b>	<b>50.4</b>	<b>5.57</b>	<b>14</b>	<b>3.1</b>	<b>32</b>	<b>7.0</b>	<b>82t</b>	<b>48.3</b>
<b>OPPONENTS</b>	<b>440</b>	<b>215</b>	<b>3353</b>	<b>48.9</b>	<b>7.62</b>	<b>29</b>	<b>6.6</b>	<b>32</b>	<b>7.3</b>	<b>66</b>	<b>66.2</b>

## 1964 PRIMARY STARTERS

OFFENSE	DEFENSE
SE Taylor, Lionel	LE Jacobs, Ray
LT Olson, Harold	LT Guesman, Dick
LG Perkins, Jim	RT Janerette, Charlie
LG Nomina, Tom	RE Cooke, Ed
C Sturm, Jerry	RE Moore, Leroy
RG McCullough, Bob	LLB Hopkins, Jerry
RT Danenhauer, Eldon	LLB Erlandson, Tom
TE Dixon, Hewritt	MLB Matuszak, Marv
FL Scarpitto, Bob	RLB Fraser, Jim
FL Denson, Al	LC Brown, Willie
QB Lee, Jacky	RC West, Willie
QB Slaughter, Mickey	RC Griffin, John
HB Mitchell, Charley	LS McGeever, John
HB Haynes, Abner	RS Gonsoulin, Goose
FB Joe, Billy	

## 1964 COACHES

**Jack Faulkner** (Head Coach - First 4 Gms.), **George Dickson** (Defensive Backfield), **Ray Malavasi** (Defensive Line), **Bill Meek** (Offensive Backfield), **Red Miller** (Offensive Line), **Mac Speedie** (Offensive End / Head Coach - Final 10 Gms.).

## 1964 LEADERS / RANKINGS

			AFL	
INDIVIDUAL	PLAYER	NO.	RANK	AFL LEADER . . . . . NO.
Points	Taylor . . . . .	42	20t	Cappelletti (BOS) . . . . . 155
Rushing Yards	Mitchell . . . . .	590	7	Gilchrist (BUF) . . . . . 981
Passing Yards	Lee . . . . .	1,611	8	Parilli (BOS) . . . . . 3,465
Passer Rating	Lee . . . . .	51.6	8	Dawson (KC) . . . . . 89.9
Receiving Yards	Taylor . . . . .	873	8	Hennigan (HOU) . . . . . 1,546
Receptions	Taylor . . . . .	76	2t	Hennigan (HOU) . . . . . 101
Interceptions	Brown . . . . .	9	3	Paulson (NYJ) . . . . . 12
			AFL	
OFFENSE . . . . . NO.			RANK	AFL LEADER . . . . . NO.
Points Per Game . . . . .	17.1		8	Buffalo . . . . . 28.6
Total Yards Per Game . . . . .	238.0		8	Buffalo . . . . . 371.9
Yards Per Play . . . . .	3.7		8	Buffalo . . . . . 5.6
Rushing Yards Per Game . . . . .	93.6		8	Buffalo . . . . . 145.7
Net Passing Yards Per Game . . . . .	144.4		8	Houston . . . . . 251.9
			AFL	
DEFENSE . . . . . NO.			RANK	AFL LEADER . . . . . NO.
Points Per Game . . . . .	31.3		8	Buffalo . . . . . 17.3
Total Yards Per Game . . . . .	355.0		7	Buffalo . . . . . 277.0
Yards Per Play . . . . .	5.5		7	San Diego . . . . . 4.4
Rushing Yards Per Game . . . . .	147.4		8	Buffalo . . . . . 65.2
Net Passing Yards Per Game . . . . .	207.6		3	San Diego . . . . . 179.9

## 1964 KEY AWARDS

**All-AFL (1):** CB Willie Brown. **AFL All-Star Game (4):** CB Willie Brown, LB Jim Fraser, S Goose Gonsoulin, C Jerry Sturm.

## 1964 AFL STANDINGS

### AFL EAST

Team	W	L	T	Pct	PF	PA
y-Buffalo	12	2	0	.857	400	242
Boston	10	3	1	.769	365	297
New York Jets	5	8	1	.385	278	315
Houston	4	10	0	.286	310	355

### AFL WEST

Team	W	L	T	Pct	PF	PA
y-San Diego	8	5	1	.615	341	300
Kansas City	7	7	0	.500	366	306
Oakland	5	7	2	.417	303	350
Denver	2	11	1	.154	240	438

y - Division Title

## AFL CHAMPIONSHIP

12/26 - at Buffalo 20, San Diego 7

## 1964 NFL STANDINGS

### NFL EAST

Team	W	L	T	Pct	PF	PA
y-Cleveland	10	3	1	.769	415	293
St. Louis	9	3	2	.750	357	331
Philadelphia	6	8	0	.429	312	313
Washington	6	8	0	.429	307	305
Dallas	5	8	1	.385	250	289
Pittsburgh	5	9	0	.357	253	315
New York Giants	2	10	2	.167	241	399

### NFL WEST

Team	W	L	T	Pct	PF	PA
y-Baltimore	12	2	0	.857	428	225
Green Bay	8	5	1	.615	342	245
Minnesota	8	5	1	.615	355	296
Detroit	7	5	2	.583	280	260
Los Angeles	5	7	2	.417	283	339
Chicago	5	9	0	.357	260	379
San Francisco	4	10	0	.286	236	330

y - Division Title

## NFL CHAMPIONSHIP

12/27 - at Cleveland 27, Baltimore 0

## 1963 FINAL STATISTICS (2-11-1)

**Head Coach:** Jack Faulkner    **AFL West:** 4th    **Home Stadium:** Bears Stadium

Date	W-L	Score	Opponent	Attendance	RUSHING	No.	Yds.	Avg.	Long	TD
Sept 7	L	7-59	Kansas City	21,115	Joe	154	649	4.2	68	4
Sept 14	L	14-20	at Houston	23,147	Stone	96	382	4.0	39	2
Sept 29	W	14-10	Boston	18,636	Slaughter	32	124	3.9	19	1
Oct 6	W	50-34	San Diego	18,428	Dixon	23	105	4.6	18	2
Oct 13	L	24-33	Houston	24,087	Mingo	24	90	3.8	17	0
Oct 18	L	21-40	at Boston	25,418	Breaux	10	51	5.1	15	0
Oct 26	T	35-35	at New York Jets	20,377	Mitchell	23	45	2.0	7	0
Nov 3	L	28-30	Buffalo	19,424	Dickinson	5	31	6.2	13	0
Nov 9	L	17-27	at Buffalo	30,989	Gaiters	9	20	2.2	8	0
Nov 17	L	9-14	New York Jets	14,247	Walker	2	14	7.0	9	0
Nov 28	L	10-26	Oakland	14,763	Barnes	0	2	—	2	0
Dec 8	L	21-52	at Kansas City	17,443	McCormick	3	-5	-1.7	-2	0
Dec 15	L	31-35	at Oakland	15,223	TEAM	3	0	0.0	0	0
Dec 22	L	20-58	at San Diego	31,312	<b>BRONCOS</b>	<b>384</b>	<b>1508</b>	<b>3.9</b>	<b>68</b>	<b>9</b>
					<b>OPPONENTS</b>	<b>420</b>	<b>1687</b>	<b>4.0</b>	<b>—</b>	<b>15</b>

TEAM STATISTICS				Den	Opp	RECEIVING		No.	Yds.	Avg.	Long	TD
TOTAL FIRST DOWNS				230	254	Taylor	78	1101	14.1	72	10	
Rushing				84	92	Prebola	30	471	15.7	57	2	
Passing				133	145	Groman	27	437	16.2	74	3	
Penalty				13	17	Stone	22	208	9.4	55	2	
TOTAL NET YARDS				3995	5081	Scarpitto	21	463	22.0	66	5	
Avg. Per Game				285.4	362.9	Joe	15	90	6.0	34	1	
NET YARDS RUSHING				1508	1687	Dixon	10	130	13.0	30	0	
Avg. Per Game				107.7	120.5	Mitchell	8	71	8.8	20	0	
Total Rushes				384	420	Mingo	3	11	3.7	27	0	
Avg. Per Rush				3.9	4.0	Gaiters	1	74	74.0	74t	1	
NET YARDS PASSING				2487	3394	Dickinson	1	9	9.0	9	0	
Avg. Per Game				177.6	242.4	Rychlec	1	7	7.0	7	0	
Sacked/Yards Lost				63/590	19/178	BRONCOS		217	3072	14.2	74t	24
Att./Completions				453/217	408/204	OPPONENTS		204	3572	17.5	—	40
Completion Pct.				47.9	50.0	INTERCEPTIONS						
Had Intercepted				28	15	Gonsoulin	6	64	10.6	42t	1	
PUNTS/AVERAGE				61/44.4	61/43.7	Janik	2	32	16.0	31	0	
PENALTIES/YARDS				65/548	61/516	McDaniel	2	12	6.0	10	0	
FUMBLES/BALL LOST				34/15	33/20	Zeman	1	23	23.0	23	0	
TOUCHDOWNS				36	61	Hopkins	1	21	21.0	21	0	
Rushing				9	15	Brown	1	0	0.0	0	0	
Passing				24	40	Holz	1	0	0.0	0	0	
Kickoff Returns				1	1	Mitchell	1	0	0.0	0	0	
Pass Interceptions				1	2	McGeever	0	*18	—	18	0	
Fumble Returns				1	3	BRONCOS		15	170	11.3	42t	1
Safety				0	2	OPPONENTS		28	—	—	—	2
PAT (Total)				36	57	*return yardage gained by lateral						
Kicking				35	55	PUNTING						
Running				0	0	Fraser	78	3595	46.1	66	—	
Passing				1	2	BRONCOS		81	3595	44.3	66	3
FIELD GOALS				16/30	15/32	OPPONENTS		61	2664	43.7	—	—

<b>Score By Periods</b>						<b>OT</b>	<b>Total</b>
<b>BRONCOS</b>	<b>1</b>	<b>2</b>	<b>3</b>	<b>4</b>	<b>1</b>	—	301
<b>OPPONENTS</b>	40	96	64	101	—	—	473
	121	113	127	112	—	—	

<b>SCORING</b>										
	<b>TD</b>	<b>Ru</b>	<b>Pa</b>	<b>Rt</b>	<b>PAT</b>	<b>FG</b>	<b>S</b>	<b>PTS</b>		
Mingo	0	0	0	0	35/35	16/30	0	83		
Taylor	10	0	10	0	0/0	0/0	0	60		
Joe	5	4	1	0	0/0	0/0	0	30		
Scarpitto	5	0	5	0	0/0	0/0	0	30		
Stone	4	2	2	0	0/0	0/0	0	24		
Groman	3	0	3	0	0/0	0/0	0	18		
Prebola	2	0	2	0	0/0	0/0	0	14		
Dixon	2	2	0	0	0/0	0/0	0	12		
Gonsoulin	1	0	0	1	0/0	0/0	0	6		
Mitchell	1	0	0	1	0/0	0/0	0	6		
McFadin	1	0	0	1	0/0	0/0	0	6		
Slaughter	1	1	0	0	0/0	0/0	0	6		
Gaiters	1	0	1	0	0/0	0/0	0	6		
<b>BRONCOS</b>	<b>36</b>	<b>9</b>	<b>24</b>	<b>3</b>	<b>35/35</b>	<b>16/30</b>	<b>0</b>	<b>301</b>		
<b>OPPONENTS</b>	<b>61</b>	<b>15</b>	<b>40</b>	<b>6</b>	<b>55/56</b>	<b>15/32</b>	<b>2</b>	<b>473</b>		

<b>PUNT RETURNS</b>										
	<b>No.</b>	<b>Yds.</b>	<b>Avg.</b>	<b>Long</b>	<b>TD</b>					
Mitchell	12	141	11.7	28	0					
Mingo	7	85	12.1	45	0					
Dixon	3	58	19.3	47	0					
Frazier	3	42	14.0	19	0					
Zeman	2	32	16.0	18	0					
Brown	3	29	9.6	17	0					
<b>BRONCOS</b>	<b>30</b>	<b>387</b>	<b>12.9</b>	<b>47</b>	<b>0</b>					
<b>OPPONENTS</b>	<b>43</b>	<b>466</b>	<b>10.8</b>	<b>—</b>	<b>0</b>					

<b>KICKOFF RETURNS</b>										
	<b>No.</b>	<b>Yds.</b>	<b>Avg.</b>	<b>Long</b>	<b>TD</b>					
Mitchell	37	954	25.7	90t	1					
Gaiters	1	225	20.4	29	0					
Dixon	9	195	21.6	37	0					
Frazier	7	185	23.6	49	0					
Mingo	7	151	21.6	31	0					
Brown	3	70	23.3	54	0					
Olson	2	0	0.0	0	0					
Scarpitto	1	8	8.0	8	0					
Groman	0	*9	—	9	0					
Gonsoulin	0	*4	—	4	0					
<b>BRONCOS</b>	<b>78</b>	<b>1801</b>	<b>23.1</b>	<b>90t</b>	<b>1</b>					
<b>OPPONENTS</b>	<b>51</b>	<b>1310</b>	<b>25.7</b>	<b>—</b>	<b>1</b>					

*\*return yardage gained by lateral*

**SACKS:** Gavin 4.5, McFadin 3.5, Lassiter 2.5, Peters 2, Nery 1.5, Fraser 1.5, Erdanson 1, McDaniel 1, Holz 0.5, Team 1, **TOTAL 19.0**

<b>PASSING</b>										
	<b>Att.</b>	<b>Comp.</b>	<b>Yds.</b>	<b>Comp. %</b>	<b>Yd./Att.</b>	<b>TD</b>	<b>TD %</b>	<b>Int</b>	<b>Int %</b>	<b>LG</b>
Slaughter	223	112	1689	50.2	7.57	13	5.8	15	6.7	74
Breaux	138	70	935	50.7	6.78	7	5.1	6	4.3	71
McCormick	72	28	417	38.9	5.79	4	5.6	3	4.2	72
Tripucca	15	7	31	46.7	2.07	0	0.0	5	33.3	14
Stone	3	0	0	0.0	0.00	0	0.0	0	0.0	—
Taylor	1	0	0	0.0	0.00	0	0.0	0	0.0	—
Mingo	1	0	0	0.0	0.00	0	0.0	0	0.0	—
<b>BRONCOS</b>	<b>453</b>	<b>217</b>	<b>3072</b>	<b>47.9</b>	<b>6.78</b>	<b>24</b>	<b>5.3</b>	<b>29</b>	<b>6.4</b>	<b>74</b>
<b>OPPONENTS</b>	<b>408</b>	<b>204</b>	<b>3572</b>	<b>50.0</b>	<b>8.75</b>	<b>40</b>	<b>9.8</b>	<b>15</b>	<b>3.7</b>	<b>97.6</b>

## 1963 PRIMARY STARTERS

OFFENSE	DEFENSE
SE Taylor, Lionel	LE Jacobs, Ray
LT Olson, Harold	LE Nery, Ron
LT Perkins, Jim	LT McFadin, Bud
LG McCullough, Bob	RT Holz, Gordy
C Sturm, Jerry	RE Gavin, Chuck
RG Barnes, Ernie	LLB Nocera, John
RT Danenhauer, Eldon	LLB Erlandson, Tom
TE Prebola, Gene	MLB McDaniel, Wahoo
FL Scarpitto, Bob	RLB Fraser, Jim
FL Groman, Bill	LC McGeever, John
QB Slaughter, Mickey	LC Brown, Willie
QB Breaux, Don	RC Mitchell, Charlie
HB Stone, Don	LS Zeman, Bob
HB Dixon, Hewritt	RS Gonsoulin, Goose
FB Joe, Billy	

## 1963 COACHES

**Jack Faulkner** (Head Coach), **Dale Dodrill** (Defensive Line), **Ed Hughes** (Defensive Backfield), **Red Miller** (Offensive Line), **Mac Speedie** (Offensive End).

## 1963 LEADERS / RANKINGS

			AFL	
INDIVIDUAL	PLAYER	NO.	RANK	AFL LEADER . . . . . NO.
Points	Mingo . . . . .	83	5	Cappelletti (BOS) . . . . . 113
Rushing Yards	Joe . . . . .	646	7	Daniels (OAK) . . . . . 1,099
Passing Yards	Slaughter . . . . .	1,689	8	Blanda (HOU) . . . . . 3,003
Passer Rating	Slaughter . . . . .	66.9	5	Rote (SD) . . . . . 86.7
Receiving Yards	Taylor . . . . .	1,101	3	Powell (OAK) . . . . . 1,304
Receptions	Taylor . . . . .	78	1	Taylor (DEN) . . . . . 78
Interceptions	Gonsoulin . . . . .	6	6t	Glick (HOU) . . . . . 12
			AFL	
OFFENSE . . . . . NO.			RANK	AFL LEADER . . . . . NO.
Points Per Game . . . . .	21.5		7	San Diego . . . . . 28.5
Total Yards Per Game . . . . .	285.4		7	San Diego . . . . . 367.6
Rushing Yards Per Game . . . . .	107.7		6	San Diego . . . . . 157.4
Net Passing Yards Per Game . . . . .	177.6		8	Houston . . . . . 229.3
			AFL	
DEFENSE . . . . . NO.			RANK	AFL LEADER . . . . . NO.
Points Per Game . . . . .	33.8		8	San Diego . . . . . 18.2
Total Yards Per Game . . . . .	362.9		7	Boston . . . . . 265.4
Rushing Yards Per Game . . . . .	120.5		6	Boston . . . . . 79.1
Net Passing Yards Per Game . . . . .	242.4		8	San Diego . . . . . 180.1

## 1963 KEY AWARDS

**All-AFL (1):** S Goose Gonsoulin. **AFL All-Star Game (2):** S Goose Gonsoulin, DT Bud McFadin. **AFL Rookie of the Year (*The Sporting News*):** FB Billy Joe.

## 1963 AFL STANDINGS

### AFL EAST

Team	W	L	T	Pct	PF	PA
x-Boston	7	6	1	.538	327	257
x-Buffalo	7	6	1	.538	304	291
Houston	6	8	0	.429	302	372
New York Jets	5	8	1	.385	249	399

### AFL WEST

Team	W	L	T	Pct	PF	PA
y-San Diego	11	3	0	.786	399	255
Oakland	10	4	0	.714	363	282
Kansas City	5	7	2	.417	347	263
Denver	2	11	1	.154	301	473

x – Made Playoffs; y – Division Title

## EASTERN DIVISION PLAYOFF GAME

12/28 – Boston 26, at Buffalo 8

## AFL CHAMPIONSHIP

1/5 – at San Diego 51, Boston 10

## 1963 NFL STANDINGS

### NFL EAST

Team	W	L	T	Pct	PF	PA
y-New York Giants	11	3	0	.786	448	280
Cleveland	10	4	0	.714	343	262
St. Louis	9	5	0	.643	341	283
Pittsburgh	7	4	3	.636	321	295
Dallas	4	10	0	.286	305	378
Washington	3	11	0	.214	279	398
Philadelphia	2	10	2	.167	242	381

### NFL WEST

Team	W	L	T	Pct	PF	PA
y-Chicago	11	1	2	.917	301	144
Green Bay	11	2	1	.846	369	206
Baltimore	8	6	0	.571	316	285
Detroit	5	8	1	.385	326	265
Minnesota	5	8	1	.385	309	390
Los Angeles	5	9	0	.357	210	350
San Francisco	2	12	0	.143	198	391

y – Division Title

## NFL CHAMPIONSHIP

12/29 – at Chicago 14, New York Giants 10

## 1962 FINAL STATISTICS (7-7)

**Head Coach:** Jack Faulkner    **AFL West:** 2nd    **Home Stadium:** Bears Stadium

Date	W-L	Score	Opponent	Attendance	RUSHING	No.	Yds.	Avg.	Long	TD
Sept 7	W	30-21	San Diego	28,000	Stone	94	360	3.8	27	3
Sept 15	W	23-20	at Buffalo	30,577	Dickinson	73	247	3.4	42	0
Sept 21	L	16-41	at Boston	21,038	Mingo	54	287	5.3	82t	4
Sept 30	W	32-10	at N.Y. Titans	17,213	Frazier	39	168	4.3	35	2
Oct 5	W	44-7	Oakland	22,452	Olszewski	33	114	3.4	46	0
Oct 14	W	23-6	at Oakland	7,000	Stinnette	21	87	4.1	14	1
Oct 21	W	20-10	Houston	34,496	Shaw	4	10	2.5	9	1
Oct 28	L	38-45	Buffalo	26,051	Tripucka	2	-1	-0.5	1	1
Nov 4	W	23-20	at San Diego	20,827	Taylor	2	26	13.0	18	0
Nov 11	L	29-33	Boston	28,187	BRONCOS	322	1298	4.0	82	12
Nov 18	L	3-24	Dallas	23,523	OPPONENTS	439	1868	4.3	—	11
Nov 22	L	45-46	N.Y. Titans	15,776						
Dec 2	L	17-34	at Houston	30,650	RECEIVING	No.	Yds.	Avg.	Long	TD
Dec 9	L	10-17	at Dallas	19,137	Taylor	77	908	11.8	45	4
					Dickinson	60	554	9.2	33	4
					Prebola	41	599	14.6	55	1
					Scarpitto	35	667	19.1	67	6
					Stone	20	223	11.2	56	2
					Mingo	14	107	7.6	34	0
					Olszewski	13	150	11.6	22	1
					Stinnette	13	109	8.4	32	0
					Frazier	11	211	19.2	96t	1
					Tarr	8	211	26.3	97t	2
					BRONCOS	292	3739	12.8	97t	21
					OPPONENTS	202	2894	14.3	—	24

## 1962 PRIMARY STARTERS

OFFENSE	DEFENSE
LE Taylor, Lionel	DE Gavin, Chuck
LT Sturmn, Jerry	DT McFadin, Bud
LT Perkins, Jim	DT Lassiter, Ike
LG Adamson, Ken	DT Holz, Gordon
C Barton, Jim	DT Cash, John
RG McCullough, Bob	LLB Fraser, Jim
RT Danenhauer, Eldon	MLB McDaniel, Wahoo
TE Prebola, Gene	LLB Roehneit, Bill
FL Scarpitto, Bob	LLB Stallcup, Jerry
FL Frazier, Al	LCB McGeever, John
QB Tripucka, Frank	RCB McMillin, Jim
QB Shaw, George	LS Zeman, Bob
HB Stone, Don	RS Gonsoulin, Goose
HB Mingo, Gene	
FB Dickinson, Bo	

## 1962 COACHES

**Jack Faulkner** (Head Coach), **Dale Dodrill** (Defensive Line), **Gary Glick** (Defensive Backfield), **Jim Martin** (Offensive Line), **Mac Speedie** (Offensive End).

## 1962 LEADERS / RANKINGS

			AFL	
INDIVIDUAL	PLAYER	NO.	RANK	AFL LEADER . . . . . NO.
Points	Mingo . . . . .	137	1	Mingo (DEN) . . . . . 137
Rushing Yards	Stone . . . . .	360	15	Gilchrist (BUF) . . . . . 1,096
Passing Yards	Tripucka . . . . .	2,917	1	Tripucka (DEN) . . . . . 2,917
Passer Rating	Tripucka . . . . .	64.4	3	Dawson (DLT) . . . . . 98.3
Receiving Yards	Taylor . . . . .	908	3	Powell (NYT) . . . . . 1,130
Receptions	Taylor . . . . .	77	1	Taylor (DEN) . . . . . 77
Interceptions	Gonsoulin . . . . .	7	7t	Riley (NYT) . . . . . 11
			AFL	
OFFENSE . . . . . NO.			RANK	AFL LEADER . . . . . NO.
Points Per Game . . . . .	25.2		3	Dallas Texans . . . . . 27.8
Total Yards Per Game . . . . .	335.9		4	Houston . . . . . 355.1
Rushing Yards Per Game . . . . .	92.7		7	Buffalo . . . . . 177.1
Net Passing Yards Per Game . . . . .	243.1		1	Denver . . . . . 243.1
			AFL	
DEFENSE . . . . . NO.			RANK	AFL LEADER . . . . . NO.
Points Per Game . . . . .	23.9		5	Dallas Texans . . . . . 16.6
Total Yards Per Game . . . . .	324.1		6	Dallas Texans . . . . . 282.2
Rushing Yards Per Game . . . . .	133.4		5	Dallas Texans . . . . . 89.3
Net Passing Yards Per Game . . . . .	190.7		5	Oakland . . . . . 164.7

## 1962 KEY AWARDS

**All-AFL (4):** T Eldon Danenhauer, S Goose Gonsoulin, DT Bud McFadin, S Bob Zeman. **AFL All-Star Game (8):** T Eldon Danenhauer, LB Jim Fraser, S Goose Gonsoulin, DT Bud McFadin, HB Gene Mingo, WR Lionel Taylor, QB Frank Tripucka, S Bob Zeman. **AP AFL Coach of the Year:** Jack Faulkner.

## 1962 AFL STANDINGS

### AFL EAST

Team	W	L	T	Pct	PF	PA
y-Houston	11	3	0	.786	387	270
Boston	9	4	1	.692	346	295
Buffalo	7	6	1	.538	309	272
New York Titans	5	9	0	.357	278	423

### AFL WEST

Team	W	L	T	Pct	PF	PA
y-Dallas Texans	11	3	0	.786	389	233
<b>Denver</b>	<b>7</b>	<b>7</b>	<b>0</b>	<b>.500</b>	<b>353</b>	<b>334</b>
San Diego	4	10	0	.286	314	392
Oakland	1	13	0	.071	213	370

y – Division Title

### AFL CHAMPIONSHIP

12/23 – Dallas Texans 20, at Houston 17 (20T)

## 1962 NFL STANDINGS

### NFL EAST

Team	W	L	T	Pct	PF	PA
y-New York Giants	12	2	0	.857	398	283
Pittsburgh	9	5	0	.643	312	363
Cleveland	7	6	1	.538	291	257
Washington	5	7	2	.417	305	376
Dallas Cowboys	5	8	1	.385	398	402
St. Louis	4	9	1	.308	287	361
Philadelphia	3	10	1	.231	282	356

### NFL WEST

Team	W	L	T	Pct	PF	PA
y-Green Bay	13	1	0	.929	415	148
Detroit	11	3	0	.786	315	177
Chicago	9	5	0	.643	321	287
Baltimore	7	7	0	.500	293	288
San Francisco	6	8	0	.429	282	331
Minnesota	2	11	1	.154	254	410
Los Angeles	1	12	1	.077	220	334

y – Division Title

### NFL CHAMPIONSHIP

12/30 – Green Bay 16, at New York Giants 7



## 1961 FINAL STATISTICS (3-11)

**Head Coach:** Frank Filchock **AFL West:** 3rd **Home Stadium:** Bears Stadium

Date	W-L	Score	Opponent	Attendance	RUSHING	No.	Yds.	Avg.	Long	TD
Sept 10	W	22-10	at Buffalo	16,636	Stone	127	505	4.0	34	4
Sept 16	L	17-45	at Boston	14,479	Bukaty	76	187	2.5	45	5
Sept 24	L	28-35	at N.Y. Titans	14,381	Ames	19	114	6.0	26	0
Oct 1	L	19-33	at Oakland	8,361	Frazier	23	110	4.8	43	1
Oct 8	L	12-19	Dallas	14,500	Herring	15	74	4.9	20	2
Oct 15	W	27-24	Oakland	11,129	Mingo	18	51	2.8	15	0
Oct 22	W	27-10	N.Y. Titans	12,508	Sturm	8	31	3.9	9	0
Oct 29	L	0-37	at San Diego	32,584	Carmichael	15	24	1.6	8	0
Nov 5	L	14-55	Houston	11,564	Traynham	6	12	2.0	8	0
Nov 12	L	16-19	San Diego	7,859	Stinnette	19	8	0.4	9	0
Nov 19	L	10-23	Buffalo	7,645	Allen	3	-4	-1.3	2	0
Nov 26	L	14-45	at Houston	27,874	Tripucca	4	-8	-2.0	0	0
Dec 3	L	24-28	Boston	9,303	TEAM	0	-13	-13.0	0	0
Dec 10	L	21-49	at Dallas	8,000	<b>BRONCOS</b>	<b>333</b>	<b>1091</b>	<b>3.3</b>	<b>45</b>	<b>11</b>
					<b>OPPONENTS</b>	<b>435</b>	<b>1633</b>	<b>3.8</b>	<b>—</b>	<b>17</b>

TEAM STATISTICS		Den	Opp	RECEIVING		No.	Yds.	Avg.	Long	TD
TOTAL FIRST DOWNS		219	233	Taylor		100	1176	12.7	52	4
Rushing		66	83	Frazier		47	799	17.0	87½	6
Passing		127	127	Stone		38	344	9.1	37	4
Penalty		26	23	Prebola		29	349	12.0	54	1
TOTAL NET YARDS		3811	4418	Mingo		8	110	13.8	69	2
Avg. Per Game		272.2	315.6	Bukaty		14	94	6.7	13	0
NET YARDS RUSHING		1091	1633	Stinnette		11	58	5.3	15	1
Avg. Per Game		77.9	116.6	Mingo		8	110	13.8	69	2
Total Rushes		333	435	Ames		6	20	3.3	9	0
Avg. Per Rush		3.3	3.7	Hill		4	33	8.3	15	0
NET YARDS PASSING		2720	2785	Sturm		2	-1	-0.5	0	0
Avg. Per Game		194.3	198.9	Traynham		1	-1	-1.0	0	0
Sacked/Yards Lost		33/284	33/275	<b>BRONCOS</b>		<b>265</b>	<b>3004</b>	<b>11.3</b>	<b>81</b>	<b>18</b>
Att./Completions		568/265	433/194	<b>OPPONENTS</b>		<b>194</b>	<b>3060</b>	<b>15.8</b>	<b>—</b>	<b>30</b>
Completion Pct.		46.7	44.8	INTERCEPTIONS		No.	Yds.	Avg.	Long	TD
Had Intercepted		45	26	Nugent		7	77	11.0	30	0
PUNTS/AVERAGE		80/39.4	77/40.5	Gonsoulin		6	76	12.7	38	0
PENALTIES/YARDS		60/560	98/799	McMillin		5	56	11.2	26	0
FUMBLES/BALL LOST		33/20	25/14	McNamara		3	85	28.3	34	0
TOUCHDOWNS		32	56	Hudson		3	16	5.3	13	0
Rushing		11	17	Stinnette		1	40	40.0	40	0
Passing		18	30	PUNTING		No.	Yds.	Avg.	Long	B
Defense/Returns		3	9	Herring		80	3149	39.4	63	0
PAT (Total)		28	37	<b>OPPONENTS</b>		<b>77</b>	<b>3120</b>	<b>40.5</b>	<b>—</b>	<b>0</b>
Kicking		27/27	36/38	PUNT RETURNS		No.	Yds.	Avg.	Long	TD
Running		0/1	1/1	Frazier		18	231	12.8	55	1
Passing		1/1	0/1	Carmichael		7	58	8.3	29	0
FIELD GOALS		8/25	13/26	McNamara		4	17	4.3	9	0
Score By Periods		1	2	3	4	OT	Total	Ames		2
BRONCOS		52	34	37	128	—	251	Gavin		1
OPPONENTS		75	143	95	119	—	432	Mingo		2

SCORING		TD	Ru	Pa	Rt	PAT	FG	\$	PTS	KICKOFF RETURNS		No.	Yds.	Avg.	Long	TD
Frazier		8	1	6	1	0/0	0/0	0	50	Frazier		18	504	28.0	90½	1
Stone		8	4	4	—	0/0	0/0	0	48	Carmichael		16	310	19.4	31	0
Bukaty		5	5	0	—	0/0	0/0	1	32	Ames		12	240	20.0	30	0
Mingo		2	0	2	—	11/11	3/10	0	32	Gavin		9	215	23.9	76	0
Hill		0	0	0	—	16/16	5/15	0	31	Mingo		4	120	30.0	30	0
Taylor		4	0	4	—	0/0	0/0	0	24	Bukaty		3	41	13.7	20	0
Herring		2	2	0	—	0/0	0/0	0	12	Gonsoulin		1	34	34.0	34	0
Prebola		1	0	1	—	0/0	0/0	0	8	Hill		1	23	23.0	23	0
Gavin		1	0	0	1	0/0	0/0	0	6	Prebola		1	8	8.0	8	0
Stinnette		1	0	1	—	0/0	0/0	0	6	Stinnette		1	6	6.0	6	0
BRONCOS		<b>32</b>	<b>11</b>	<b>18</b>	<b>3</b>	<b>27/27</b>	<b>8/25</b>	<b>1</b>	<b>251</b>	<b>BRONCOS</b>		<b>66</b>	<b>1501</b>	<b>22.7</b>	<b>90½</b>	<b>1</b>
OPPONENTS		<b>56</b>	<b>17</b>	<b>30</b>	<b>9</b>	<b>52/52</b>	<b>13/26</b>	<b>0</b>	<b>432</b>	<b>OPPONENTS</b>		<b>42</b>	<b>720</b>	<b>17.1</b>	<b>—</b>	<b>0</b>

**SACKS:** Cash 7, Hauser 5.5, McFadin 5, Hudson 2, Stinnette 2, McDaniel 2, Konovsky 1, Gavin 1, Holz 0.5, Team 7, **TOTAL 33.0**

PASSING	Att.	Comp.	Yds.	Comp. %	Yd./Att.	TD	TD %	Int	Int %	LG	Rtg.
Tripucca	344	167	1690	48.5	4.91	10	2.9	21	6.1	87½	47.3
Herring	211	93	1160	44.1	5.50	5	2.4	22	10.4	54	30.0
Mingo	8	4	136	50.0	17.0	2	25.0	0	0.0	52	135.4
Stone	2	1	18	50.0	9.0	1	50.0	0	0.0	18½	120.8
Taylor	2	0	0	0.0	0.00	0	0.0	1	50.0	0	0.0
Frazier	1	0	0	0.0	0.00	0	0.0	1	100.0	0	0.0
<b>BRONCOS</b>	<b>568</b>	<b>265</b>	<b>3004</b>	<b>46.7</b>	<b>5.29</b>	<b>18</b>	<b>3.2</b>	<b>45</b>	<b>7.9</b>	<b>87½</b>	<b>40.6</b>
<b>OPPONENTS</b>	<b>433</b>	<b>194</b>	<b>3060</b>	<b>44.8</b>	<b>7.07</b>	<b>30</b>	<b>6.9</b>	<b>26</b>	<b>6.0</b>	<b>—</b>	<b>66.9</b>

## 1961 PRIMARY STARTERS

OFFENSE	DEFENSE
LE Taylor, Lionel	LE Cash, John
LT Mattox, Jack	LT McFadin, Bud
LG Adamson, Ken	RT Holz, Gordon
C Nichols, Mike	RE Gavin, Chuck
C Barton, Jim	LLB Hudson, Bob
RG Carpenter, Carl	MLB McDaniel, Wahoo
RT Danenhauer, Eldon	RLB Roehneft, Bill
TE Prebola, Gene	RLB Stalcup, Jerry
FL Frazier, Al	LC McNamara, Bob
QB Tripucka, Frank	RC McMillan, Jim
QB Herring, George	LS Nugent, Phil
HB Stone, Don	RS Gonsoulin, Goose
FB Bukaty, Fred	

## 1961 COACHES

Frank Filchok (Head Coach), Ken Carpenter (Assistant), Dale Dodrill (Line).

## 1961 LEADERS / RANKINGS

INDIVIDUAL	PLAYER	NO.	AFL RANK	AFL LEADER . . . . . NO.
Points	Frazier . . . . .	50	13	Cappelletti (BOS) . . . . . 147
Rushing Yards	Stone . . . . .	505	6	Cannon (HOU) . . . . . 948
Passing Yards	Tripucka . . . . .	1,690	6	Blanda (HOU) . . . . . 3,330
Passer Rating	Tripucka . . . . .	47.3	8	Blanda (HOU) . . . . . 91.3
Receiving Yards	Taylor . . . . .	1,176	2	Hennigan (HOU) . . . . . 1,746
Receptions	Taylor . . . . .	100	1	Taylor (DEN) . . . . . 100
Interceptions	Nugent . . . . .	7	6t	Atkins (BUF) . . . . . 10

OFFENSE . . . . . NO.	AFL RANK	AFL LEADER . . . . . NO.
Points Per Game . . . . .	7	Houston . . . . . 36.6
Total Yards Per Game . . . . .	7	Houston . . . . . 448.1
Rushing Yards Per Game . . . . .	8	Dallas Texans . . . . . 155.9
Net Passing Yards Per Game . . . . .	3	Houston . . . . . 313.7

DEFENSE . . . . . NO.	AFL RANK	AFL LEADER . . . . . NO.
Points Per Game . . . . .	7	San Diego . . . . . 15.6
Total Yards Per Game . . . . .	6	San Diego . . . . . 265.7
Rushing Yards Per Game . . . . .	5	Boston . . . . . 74.4
Net Passing Yards Per Game . . . . .	5	San Diego . . . . . 168.8

## 1961 KEY AWARDS

**All-AFL (2):** DT Bud McFadin, WR Lionel Taylor. **AFL All-Star Game (4):** G Ken Adamson, S Goose Gonsoulin, DT Bud McFadin, HB Don Stone.

## 1961 AFL STANDINGS

### AFL EAST

Team	W	L	T	Pct	PF	PA
y-Houston	10	3	1	.769	513	242
Boston	9	4	1	.692	413	313
New York Titans	7	7	0	.500	301	390
Buffalo	6	8	0	.429	294	342

### AFL WEST

Team	W	L	T	Pct	PF	PA
y-San Diego	12	2	0	.857	396	219
Dallas Texans	6	8	0	.429	334	343
<b>Denver</b>	<b>3</b>	<b>11</b>	<b>0</b>	<b>.214</b>	<b>251</b>	<b>432</b>
Oakland	2	12	0	.143	237	458

y – Division Title

### AFL CHAMPIONSHIP

12/24 – Houston 10, at San Diego 3

## 1961 NFL STANDINGS

### NFL EAST

Team	W	L	T	Pct	PF	PA
y-New York Giants	10	3	1	.769	368	220
Philadelphia	10	4	0	.714	361	297
Cleveland	8	5	1	.615	319	270
St. Louis	7	7	0	.500	279	267
Pittsburgh	6	8	0	.429	295	287
Dallas Cowboys	4	9	1	.308	236	380
Washington	1	12	1	.077	174	392

### NFL WEST

Team	W	L	T	Pct	PF	PA
y-Green Bay	11	3	0	.786	391	223
Detroit	8	5	1	.615	270	258
Baltimore	8	6	0	.571	302	307
Chicago	8	6	0	.571	326	302
San Francisco	7	6	1	.538	346	272
Los Angeles	4	10	0	.286	263	333
Minnesota	3	11	0	.214	285	407

y – Division Title

### NFL CHAMPIONSHIP

12/31 – at Green Bay 37, New York Giants 0

## 1960 FINAL STATISTICS (4-9-1)

**Head Coach:** Frank Filchock **AFL West:** 4th **Home Stadium:** Bears Stadium

Date	W-L	Score	Opponent	Attendance	RUSHING	No.	Yds.	Avg.	Long	TD
Sept 9	W	13-10	at Boston	21,597	Rolle	130	501	3.9	57	2
Sept 18	W	27-21	at Buffalo	15,229	Mingo	83	323	3.9	39	4
Sept 23	L	24-28	at N.Y. Titans	20,462	Bell	43	238	5.5	68	0
Oct 2	W	31-14	Oakland	18,372	Carmichael	41	211	5.1	47	2
Oct 16	L	19-23	L.A. Chargers	19,141	Stransky	28	78	2.8	16	0
Oct 23	W	31-24	Boston	12,683	Wegert	5	37	7.4	32	0
Oct 30	L	14-17	Dallas Texans	13,002	Carpenter	4	13	3.3	9	0
Nov 6	L	25-45	Houston	14,489	McNamara	17	33	1.9	7	1
Nov 13	L	7-34	at Dallas Texans	21,000	Brodnax	15	18	1.2	7	0
Nov 20	L	10-20	at Houston	20,778	Allen	30	18	0.6	4	1
Nov 27	T	38-38	Buffalo	7,785	Taylor	5	-6	-3.0	—	0
Dec 4	L	27-30	N.Y. Titans	5,861	Herring	5	-46	-9.2	—	0
Dec 10	L	33-41	at L.A. Chargers	9,928	Tripucca	37	-226	-6.1	—	0
Dec 16	L	10-48	at Oakland	7,000	<b>BRONCOS</b>	<b>440</b>	<b>1195</b>	<b>2.7</b>	<b>68</b>	<b>10</b>
					<b>OPPONENTS</b>	<b>541</b>	<b>2145</b>	<b>4.0</b>	<b>—</b>	<b>23</b>

TEAM STATISTICS				Den	Opp					
TOTAL FIRST DOWNS				248	254	<b>RECEIVING</b>				
Rushing				84	112	Taylor				
Passing				141	123	Carmichael				
Penalty				23	19	Carpenter				
TOTAL NET YARDS				4442	5132	Rolle				
Avg. Per Game				317.3	366.6	Greer				
NET YARDS RUSHING				1195	2145	Mingo				
Avg. Per Game				85.4	153.2	Jessup				
Total Rushes				440	541	Epperson				
NET YARDS PASSING				3247	2987	McNamara				
Avg. Per Game				231.9	213.4	Allen				
Att./Completions				508/259	387/189	Brodnax				
Completion Pct.				51.0	48.7	Stransky				
Had Intercepted				35	27	Carothers				
PUNTS/AVERAGE				70/37.3	67/39.0	Bell				
PENALTIES/YARDS				54/501	62/633	<b>BRONCOS</b>				
FUMBLES/BALL LOST				32/17	26/17	<b>OPPONENTS</b>				
TOUCHDOWNS				37	49	<b>188</b>				
Rushing				10	19	<b>259</b>				
Passing				24	25	<b>3247</b>				
Defense>Returns				3	5	<b>15.8</b>				

Score By Periods	1	2	3	4	OT	Total				
<b>BRONCOS</b>	42	93	86	88	—	309	<b>INTERCEPTIONS</b>			
<b>OPPONENTS</b>	96	108	90	99	—	393	No.			

SCORING	TD	Ru	Pa	Rt	PAT	FG	\$	PTS		
Mingo	6	4	1	1	33/36	18/28	0	123	<b>BRONCOS</b>	
Taylor	12	0	12	0	0/0	0/0	0	72	<b>27</b>	
Carmichael	7	2	5	0	0/0	0/0	0	42	<b>417</b>	
Rolle	3	2	1	0	0/0	0/0	0	18	<b>35</b>	
McNamara	2	1	1	0	0/0	0/0	0	12	<b>340</b>	
Allen	1	1	0	0	0/0	0/0	0	6	<b>Yds.</b>	
Brodnax	1	0	1	0	0/0	0/0	0	6	<b>70</b>	
Carpenter	1	0	1	0	0/0	0/0	0	6	<b>2610</b>	
Greer	1	0	1	0	0/0	0/0	0	6	<b>67</b>	
Pyeatt	1	0	0	1	0/0	0/0	0	6	<b>2611</b>	
Yelverton	1	0	0	1	0/0	0/0	0	6	<b>Yds.</b>	
Jessup	1	0	1	0	0/0	0/0	0	0	<b>70</b>	
6									<b>67</b>	
<b>BRONCOS</b>	<b>37</b>	<b>10</b>	<b>24</b>	<b>3</b>	<b>33/36</b>	<b>18/28</b>	<b>0</b>	<b>309</b>	<b>Long</b>	
<b>OPPONENTS</b>	<b>49</b>	<b>19</b>	<b>25</b>	<b>5</b>	<b>44/47</b>	<b>17/27</b>	<b>0</b>	<b>393</b>	<b>37.0</b>	

**SACKS:** Yelverton 6, Day 2, King 2, McFadin 1.5, Hatley 1.5, Gavin 1, Nichols 1, Davis 1, Young 0.5, Team 7, **TOTAL 23.5**

<b>KICKOFF RETURNS</b>										<b>No.</b>	
Carmichael										<b>Yds.</b>	
Mingo										<b>22</b>	
McNamara										<b>581</b>	
Wegert										<b>9</b>	
Stransky										<b>209</b>	
Brodnax										<b>192</b>	
Allen										<b>6</b>	
Bell										<b>143</b>	
Greer										<b>7</b>	
Strickland										<b>153</b>	
<b>BRONCOS</b>										<b>5</b>	
<b>OPPONENTS</b>										<b>117</b>	
										<b>72</b>	
										<b>60</b>	
										<b>34</b>	
										<b>7.1</b>	
										<b>4.5</b>	
										<b>0.0</b>	
										<b>0.0</b>	
										<b>0.0</b>	
										<b>0.0</b>	
										<b>6.9</b>	
										<b>80</b>	
										<b>—</b>	

PASSING	Att.	Comp.	Yds.	Comp.%	Yd./Att.	TD	TD%	Int	Int%	LG	Rtg.
Tripucca	478	248	3038	51.9	6.36	24	5.0	34	7.1	80	58.9
Herring	22	9	137	40.9	6.23	0	0.0	1	4.5	21	43.2
Mingo	7	1	46	14.3	6.57	0	0.0	0	0.0	46	54.5
Carmichael	1	1	26	100.0	26.00	0	0.0	0	0.0	26	118.8
<b>BRONCOS</b>	<b>508</b>	<b>259</b>	<b>3247</b>	<b>51.0</b>	<b>6.39</b>	<b>24</b>	<b>4.7</b>	<b>35</b>	<b>6.9</b>	<b>80</b>	<b>58.2</b>
<b>OPPONENTS</b>	<b>387</b>	<b>189</b>	<b>2987</b>	<b>48.8</b>	<b>7.72</b>	<b>25</b>	<b>6.5</b>	<b>27</b>	<b>7.0</b>	<b>—</b>	<b>67.4</b>

## 1960 PRIMARY STARTERS

OFFENSE	DEFENSE
LE Taylor, Lionel	LE Young, Joe
LE Greer, Jim	LE King, Don
LT Holz, Gordon	LT McFadin, Bud
LT Larpenter, Carl	RT Hatley, John
LG Adamson, Ken	RE Gavin, Chuck
C Nichols, Mike	RE Yelverton, Bill
RG Smith, Willie	LLB Mangum, Pete
RT Danenhauer, Eldon	LLB Hudson, Bob
RE Jessup, Bill	MLB Brown, Hardy
RE Epperson, Pat	MLB Kutchtta, Frank
FL McNamara, Bob	RLB Day, Albert
FL Carpenter, Ken	LC Bernardi, Frank
QB Tripucka, Frank	LC McNamara, Bob
HB Bell, Henry	RC Pyeatt, John
HB Mingo, Gene	LS Romine, Al
FB Rolle, Dave	RS Gonsoulin, Goose

## 1960 COACHES

Frank Filchuck (Head Coach), Jim Cason (Backfield), Dale Dodrill (Line).

## 1960 LEADERS / RANKINGS

			AFL	
INDIVIDUAL	PLAYER	NO.	RANK	AFL LEADER . . . . . NO.
Points	Mingo . . . . .	123	1	Mingo (DEN) . . . . . 123
Rushing Yards	Rolle . . . . .	501	8	Haynes (DLT) . . . . . 875
Passing Yards	Tripucka . . . . .	3,038	1	Tripucka (DEN) . . . . . 3,038
Passer Rating	Tripucka . . . . .	58.9	7	Flores (OAK) . . . . . 71.8
Receiving Yards	Taylor . . . . .	1,235	3	Groman (HOU) . . . . . 1,473
Receptions	Taylor . . . . .	92	1	Taylor (DEN) . . . . . 92
Interceptions	Gonsoulin . . . . .	11	1	Gonsoulin (DEN) . . . . . 11
			AFL	
OFFENSE . . . . . NO.			RANK	AFL LEADER . . . . . NO.
Points Per Game . . . . .	22.1		6	New York Titans . . . . . 27.3
Total Yards Per Game . . . . .	317.3		6	Houston . . . . . 352.6
Rushing Yards Per Game . . . . .	85.4		8	Dallas Texans . . . . . 129.6
Net Passing Yards Per Game . . . . .	231.9		3	Houston . . . . . 240.8
			AFL	
DEFENSE . . . . . NO.			RANK	AFL LEADER . . . . . NO.
Points Per Game . . . . .	28.1		7	Dallas Texans . . . . . 18.1
Total Yards Per Game . . . . .	366.6		8	Buffalo . . . . . 275.3
Rushing Yards Per Game . . . . .	153.2		8	Dallas Texans . . . . . 70.0
Net Passing Yards Per Game . . . . .	213.4		5	Buffalo . . . . . 175.8

## 1960 KEY AWARDS

All-AFL (3): S Goose Gonsoulin, DT Bud McFadin, WR Lionel Taylor.

## 1960 AFL STANDINGS

### AFL EAST

Team	W	L	T	Pct	PF	PA
y-Houston	10	4	0	.714	379	285
New York Titans	7	7	0	.500	382	399
Buffalo	5	8	1	.385	296	303
Boston	5	9	0	.357	286	349

### AFL WEST

Team	W	L	T	Pct	PF	PA
y-L.A. Chargers	10	4	0	.714	373	336
Dallas Texans	8	6	0	.571	362	253
Oakland	6	8	0	.429	319	388
Denver	4	9	1	.308	309	393

y – Division Title

## AFL CHAMPIONSHIP

1/1 – at Houston 24, L.A. Chargers 16

## 1960 NFL STANDINGS

### NFL EAST

Team	W	L	T	Pct	PF	PA
y-Philadelphia	10	2	0	.833	321	246
Cleveland	8	3	1	.727	362	217
New York Giants	6	4	2	.600	271	261
St. Louis	6	5	1	.545	288	230
Pittsburgh	5	6	1	.455	240	275
Washington	1	9	2	.100	178	309

### NFL WEST

Team	W	L	T	Pct	PF	PA
y-Green Bay	8	4	0	.667	332	209
Detroit	7	5	0	.583	239	212
San Francisco	7	5	0	.583	208	205
Baltimore	6	6	0	.500	288	234
Chicago	5	6	1	.455	194	299
L.A. Rams	4	7	1	.364	265	297
Dallas Cowboys	0	11	1	.000	177	369

y – Division Title

## NFL CHAMPIONSHIP

12/26 – at Philadelphia 17, Green Bay 13

## DENVER BRONCOS STARTERS, 1960-2013

Listed below are the usual starters, by position, for the Denver Broncos on a season-by-season basis from 1960-2012. A player must have been the starter for the majority of the games that season to be designated as the starter. If the number of starting assignments at a position were virtually equal, two players have been listed with the player who had the greater playing time listed first. The term "Ret" is used to designate a player who was a kick return specialist.

<b>1960</b> <b>OFFENSE</b> LE 87 Lionel Taylor 85 Jim Greer LT 74 Gordon Holz 77 Carl Larpenster LG 60 Ken Adamson C 51 Mike Nichols RG 71 Willie Smith RT 75 Eldon Danenhauer RE 81 Bill Jessup 88 Pat Epperson FL 41 Bob McNamara QB 18 Frank Triputka HB 20 Henry Bell 21 Gene Mingo FB 35 Dave Rolle P 16 George Herring PK 21 Gene Mingo Ret 40 Al Carmichael		<b>1961</b> <b>OFFENSE</b> LE 87 Lionel Taylor LT 77 Jack Mattox LG 60 Ken Adamson C 51 Mike Nichols 52 Jim Barton RG 77 Carl Larpenster RT 75 Eldon Danenhauer TE 88 Gene Prebola FL 42 Al Frazier (Ret) QB 18 Frank Triputka 16 George Herring HB 34 Don Stone FB 33 Fred Bukaty P 16 George Herring PK 21 G. Mingo/84 J. Hill		<b>1962</b> <b>OFFENSE</b> LE 87 Lionel Taylor LT 72 Jerry Sturm LG 71 Jim Perkins C 60 Ken Adamson 52 Jim Barton RG 67 Bob McCullough RT 75 Eldon Danenhauer TE 88 Gene Prebola FL 82 Bob Scarpitto QB 42 Al Frazier (Ret) 18 Frank Triputka HB 17 George Shaw FB 34 Don Stone P 21 Gene Mingo PK 35 Bo Friskson 55 Jim Fraser 21 Gene Mingo		<b>1963</b> <b>OFFENSE</b> SE 87 Lionel Taylor LT 76 Harold Olson 71 Jim Perkins LG 67 Bob McCullough C 72 Jerry Sturm RG 62 Ernie Barnes RT 75 Eldon Danenhauer TE 88 Gene Prebola FL 82 Bob Scarpitto 83 Bill Groman QB 19 Don Breaux HB 34 Don Stone 24 Hewitt Dixon FB 3 Billy Joe P 51 Jim Fraser PK 21 Gene Mingo Ret 27 Charley Mitchell		<b>DEFENSE</b> LE 65 Joe Young 70 Don King LT 64 Bud McFadin RT 67 John Hatley RE 61 Chuck Gavin 76 Bill Yelverton LLB 33 Pete Mangum 53 Bob Hudson MLB 34 Hardy Brown 52 Frank Kutchta RLB 84 Albert Day LC 43 Frank Bernardi 41 Bob McNamara RC 83 John Pyeatt LS 42 Al Romine RS 23 Goose Gonsoulin		<b>DEFENSE</b> LE 66 John Cash LT 64 Bud McFadin RT 74 Gordon Holz RE 61 Chuck Gavin LLB 53 Bob Hudson MLB 55 Wahoo McDaniel RLB 68 Bill Roehnehl LC 41 Bob McNamara RC 45 Jim McMillan LS Phil Nugent RS 23 Goose Gonsoulin		<b>DEFENSE</b> DE 61 Chuck Gavin DT 64 Bud McFadin DT 73 Ike Lassiter DT 74 Gordon Holz LLB 66 John Cash MLB 55 Jim Fraser LLB 55 Wahoo McDaniel LCB 68 Bill Roehnehl RCB 62 Jerry Stallcup LS 47 John McGeever RS 45 Jim McMillin 46 Bob Zeman 23 Goose Gonsoulin		<b>DEFENSE</b> LE 83 Ray Jacobs LT 80 Ron Nery DT 64 Bud McFadin RT 74 Gordy Holz RE 61 Chuck Gavin LLB 33 John Nocera MLB 53 Tom Erlandson RLB 54 Wahoo McDaniel LC 47 John McGeever RC 24 Willie Brown LS 27 Charlie Mitchell RS 46 Bob Zeman 23 Goose Gonsoulin	
<b>1964</b> <b>OFFENSE</b> SE 87 Lionel Taylor LT 73 Harold Olson LG 71 Jim Perkins 68 Tom Nomina C 72 Jerry Sturm RG 67 Bob McCullough RT 75 Eldon Danenhauer TE 30 Hewitt Dixon FL 82 Bob Scarpitto 88 Al Denison QB 15 Jacky Lee 7 Mickey Slaughter HB 27 Charley Mitchell 28 Abner Haynes FB 3 Billy Joe P 51 Jim Fraser PK 21 Gene Mingo 77 Dick Guesman Ret 42 Odell Barry		<b>1965</b> <b>OFFENSE</b> SE 87 Lionel Taylor LT 77 Bob Breitenstein LG 72 Jerry Sturm 68 Tom Nomina C 52 Ray Kubala RG 67 Bob McCullough RT 75 Eldon Danenhauer TE 30 Hewitt Dixon 88 Al Denison FL 82 Bob Scarpitto QB 7 Mickey Slaughter 10 John McCormick HB 28 Abner Haynes (Ret) 27 Charlie Mitchell FB 2 Cookie Gilchrist 29 Wendell Hayes P 82 Bob Scarpitto PK 12 Gary Kroner Ret 42 Odell Barry		<b>1966</b> <b>OFFENSE</b> SE 87 Lionel Taylor LT 76 Bob Breitenstein LG 72 Jerry Sturm C 52 Ray Kubala 59 Larry Kaminski RG 79 John Gonzaga RT 74 Lee Burnett TE 88 Al Denison FL 82 Bob Scarpitto QB 10 John McCormick 15 Max Chobioan HB 28 Abner Haynes (Ret) 27 Charlie Mitchell FB 33 Wendell Hayes P 82 Bob Scarpitto PK 12 Gary Kroner		<b>1967</b> <b>OFFENSE</b> SE 41 Eric Crabtree LT 64 Sam Brunelli LG 67 George Goodeck C 59 Larry Kaminski RG 73 Pat Mattson RT 78 Tom Cichowski TE 85 Tom Beer FL 88 Al Denison QB 13 Steve Tensi HB 44 Floyd Little (Ret) 27 Charlie Mitchell FB 31 Bo Hickey 33 Wendell Hayes P 82 Bob Scarpitto PK 2 Bob Humphreys		<b>DEFENSE</b> LE 83 Ray Jacobs LT 77 Dick Guesman RT 70 Charlie Janerette RE 80 Ed Cooke 78 Leroy Moore LLB 50 Jerry Hopkins 53 Tom Erlandson MLB 55 Marv Matuszak 51 Jim Fraser LC 24 Willie Brown 20 Willie West 46 John Griffin LS 47 John McGeever RS 23 Goose Gonsoulin		<b>DEFENSE</b> LE 80 Ed Cooke LT 83 Ray Jacobs RT 70 Charlie Janerette RE 81 Max Leetow 78 Leroy Moore LLB 53 Tom Erlandson MLB 50 Jerry Hopkins 54 Ed Cummings RLB 56 John Bramlett LC 24 Willie Brown 45 Jim McMillan RC 47 John McGeever LS 44 Mieriah Wilson 46 John Griffin RS 23 Goose Gonsoulin		<b>DEFENSE</b> LE 81 Max Leetow 80 Don La Rose LT 83 Ray Jacobs RT 66 Larry Cox 61 Bill Keating RE 60 Bob Young LLB 50 Jerry Hopkins 51 Eugene Jeter MLB 55 Archie Matsos RLB 56 John Bramlett LC 24 Willie Brown 21 Goldie Sellers (Ret) RC 48 Mieriah Wilson LS 42 Lonnie Wright RS 23 Goose Gonsoulin		<b>DEFENSE</b> LE 75 Rex Mirich LT 62 Jerry Inman RT 63 Dave Costa RE 87 Richard Jackson LLB 50 Carl Cunningham MLB 57 John Huard 55 Pete Duranko RLB 54 Chip Myrtle 58 Frank Richter LC 21 Goldie Sellers (Ret) RC 48 Mieriah Wilson FS 28 Jack Lentz SS 43 Pete Jaquess 45 Tom Cassese	

1968		1969		1970		1971	
<b>OFFENSE</b>		<b>OFFENSE</b>		<b>OFFENSE</b>		<b>OFFENSE</b>	
SE 88	Al Denson	SE 88	Al Denson	SE 88	Al Denson	SE 42	Bill Van Heusen
42	Billy Van Heusen	84	Mike Haffner	42	Bill Van Heusen	80	Jerry Simmons
LT 72	Sam Brunelli	LT 72	Sam Brunelli	LT 72	Sam Brunelli	LT 75	Roger Shoals
LG 67	George Goeddeke	LG 67	George Goeddeke	LG 67	George Goeddeke	LG 68	Larron Jackson
C 59	Larry Kaminski	C 59	Larry Kaminski	C 59	Larry Kaminski	C 59	Larry Kaminski
						67	George Goeddeke
RG 60	Bob Young	RG 60	Bob Young	RG 60	Bob Young	RG 64	Mike Schnitker
64	Jon Homan					61	Tom Lyons
RT 74	Mike Current	RT 74	Mike Current	RT 74	Mike Current	RT 74	Mike Current
TE 85	Tom Beer	TE 85	Tom Beer	TE 83	Jim Whalen	TE 81	Billy Masters
		82	Dave Pivec	81	Billy Masters		
WR 41	Eric Crabtree	WR 89	John Embree	WR 84	Mike Haffner	WR 40	Jack Gehrke
80	Jimmy Jones					82	Dwight Harrison
QB 15	Marlin Briscoe	QB 13	Steve Tensi	QB 14	Peter Liske	QB 10	Steve Ramsey
13	Steve Tensi	14	Peter Liske	13	Steve Tensi	13	Don Horn
HB 44	Floyd Little (Ret)	HB 44	Floyd Little	HB 44	Floyd Little	HB 44	Floyd Little
22	Fran Lynch	26	Frank Quayle	11	Bobby Anderson (Ret)	22	Fran Lynch
FB 32	Garrett Ford	FB 22	Fran Lynch	FB 33	Willis Greshaw	FB 11	Bobby Anderson
40	Brendan McCarthy	39	Tom Smiley	35	Olen Turner		
P 42	Billy Van Heusen	P 42	Bill Van Heusen	P 42	Bill Van Heusen	P 42	Bill Van Heusen
		34	Gus Hollomon				
PK 3	Bobby Howfield	PK 3	Bob Howfield	PK 3	Bob Howfield	PK 15	Jim Turner
	Ret	29	Wandy Williams				
<b>DEFENSE</b>		<b>DEFENSE</b>		<b>DEFENSE</b>		<b>DEFENSE</b>	
LE 55	Pete Duranko	LE 87	Rich Jackson	LE 87	Rich Jackson	LE 87	Rich Jackson
70	Paul Smith						
LT 62	Jerry Inman	LT 70	Paul Smith	LT 70	Paul Smith	LT 63	Dave Costa
75	Rex Mirich	62	Jerry Inman				
RT 63	Dave Costa	RT 63	Dave Costa	RT 63	Dave Costa	RT 70	Paul Smith
RE 87	Richard Jackson	RE 55	Pete Duranko	RE 55	Pete Duranko	RE 77	Lyle Alzado
LLB 50	Carl Cunningham	LLB 50	Carl Cunningham	LLB 50	Carl Cunningham	LLB 50	Olen Underwood
MLB 57	John Huard	MLB 57	John Huard	MLB 52	Fred Forsberg	MLB 52	Fred Forsberg
RLB 52	Fred Forsberg	RLB 54	Chip Myrtle	RLB 54	Chip Myrtle	RLB 54	Chip Myrtle
54	Chip Myrtle						
LC 20	Charlie Greer	LC 40	Grady Cavness	LC 28	Cornell Gordon	LC 41	Leroy Mitchell
RC 23	Drake Garrett	RC 36	Billy Thompson (Ret)	RC 36	Billy Thompson (Ret)	RC 36	Billy Thompson (Ret)
FS 28	Jack Lentz	FS 43	Pete Jaquess	FS 43	Pete Jaquess	FS 26	George Saimes
		47	George Burrell	47	Paul Martha		
SS 43	Pete Jaquess	SS 20	Charles Greer	SS 20	Charles Greer	SS 20	Charles Greer
	Gus Hollomon						

1972		1973		1974		1975	
<b>OFFENSE</b>		<b>OFFENSE</b>		<b>OFFENSE</b>		<b>OFFENSE</b>	
WR 84	Rod Sherman	WR 25	Haven Moses	WR 25	Haven Moses	WR 80	Rick Upchurch (Ret)
25	Haven Moses			42	Bill Van Heusen	42	Bill Van Heusen
LT 78	Marv Montgomery	LT 78	Marv Montgomery	LT 71	Claudia Minor	LT 71	Claudia Minor
		68	Larron Jackson				
LG 68	Larron Jackson	LG 64	Mike Schnitker	LG 68	Larron Jackson	LG 61	Tom Lyons
				61	Tom Lyons		
C 59	Larry Kaminski	C 50	Bobby Maples	C 50	Bobby Maples	C 50	Bobby Maples
		59	Larry Kaminski				
RG 64	Mike Schnitker	RG 61	Tom Lyons	RG 60	Paul Howard	RG 60	Paul Howard
61	Tom Lyons						
RT 74	Mike Current	RT 74	Mike Current	RT 74	Mike Current	RT 74	Mike Current
						78	Marv Montgomery
TE 81	Billy Masters	TE 88	Riley Odoms	TE 88	Riley Odoms	TE 88	Riley Odoms
88	Riley Odoms	88	Billy Masters	82	Billy Masters		
WR 80	Jerry Simmons	WR 84	Gene Washington	WR 80	Jerry Simmons	WR 25	Haven Moses
		80	Jerry Simmons			82	Jack Dolbin
QB 12	Charley Johnson	QB 12	Charley Johnson	QB 12	Charley Johnson	QB 10	Steve Ramsey
10	Steve Ramsey			10	Steve Ramsey	12	Charley Johnson
HB 44	Floyd Little	HB 44	Floyd Little	HB 24	Otis Armstrong (Ret)	HB 44	Floyd Little (Ret)
22	Fran Lynch	24	Otis Armstrong (Ret)	44	Floyd Little	24	Otis Armstrong
FB 11	Bobby Anderson	FB 33	Joe Dawkins	FB 32	Jon Keyworth	FB 32	Jon Keyworth
33	Joe Dawkins (Ret)	11	Bobby Anderson			22	Fran Lynch
P 42	Bill Van Heusen	P 42	Bill Van Heusen	P 42	Bill Van Heusen	P 42	Bill Van Heusen
PK 15	Jim Turner	PK 15	Jim Turner	PK 15	Jim Turner	PK 15	Jim Turner
<b>DEFENSE</b>		<b>DEFENSE</b>		<b>DEFENSE</b>		<b>DEFENSE</b>	
RE 77	Lyle Alzado	RE 77	Lyle Alzado	RE 77	Lyle Alzado	LE 79	Barney Chavous
RT 76	Tom Dommres	RT 79	Barney Chavous	RT 55	Pete Duranko	LT 63	John Grant
						68	Rubin Carter
LT 70	Paul Smith	LT 70	Paul Smith	LT 63	John Grant	RT 70	Paul Smith
				75	Ed Smith		
LE 55	Pete Duranko	LE 55	Pete Duranko	LE 79	Barney Chavous	RE 77	Lyle Alzado
RLB 54	Chip Myrtle	RLB 56	Ray May	RLB 66	Jim O'Malley	LLB 57	Tom Jackson
MLB 58	Tom Graham	MLB 58	Tom Graham	MLB 56	Ray May	MLB 52	Randy Gradishar
				52	Randy Gradishar		
RLB 52	Fred Forsberg	LLB 56	Dan Parish	LLB 45	Bill Laskey	RLB 59	Joe Rizzo
				57	Tom Jackson	51	Bob Swenson
RC 36	Billy Thompson	RC 26	Calvin Jones	RC 26	Calvin Jones	LC 20	Louis Wright
LC 41	Leroy Mitchell	LC 41	Leroy Mitchell	LC 46	John Rowser	RC 26	Calvin Jones
						48	Earlie Thomas
WS 23	Steve Preece	WS 20	Charles Greer	WS 20	Charles Greer	WS 46	John Rowser
		48	John Pitts	48	John Pitts		
SS 20	Charles Greer	SS 36	Billy Thompson (Ret)	SS 36	Billy Thompson (Ret)	SS 36	Billy Thompson



<b>1976</b>		<b>1977</b>		<b>1978</b>		<b>1979</b>	
<b>OFFENSE</b>		<b>OFFENSE</b>		<b>OFFENSE</b>		<b>OFFENSE</b>	
WR	80 Rick Upchurch (Ret)	WR	82 Jack Dolbin	WR	82 Jack Dolbin	WR	80 Rick Upchurch (Ret)
LT	82 Jack Dolbin	LT	80 Rick Upchurch (Ret)	LT	80 Rick Upchurch (Ret)	LT	71 Claudie Minor
	75 Bill Bain		74 Andy Maurer		71 Claudie Minor		
LG	62 Tom Glassic	LG	62 Tom Glassic	LG	62 Tom Glassic	LG	62 Tom Glassic
C	50 Bobby Maples	C	52 Mike Montler	C	64 Bill Bryan	C	64 Bill Bryan
RG	61 Tom Lyons	RG	60 Paul Howard	RG	60 Paul Howard	RG	60 Paul Howard
RT	71 Claudie Minor	RT	71 Claudie Minor	RT	76 Tom Neville	RT	70 Dave Studdard
			65 Glenn Hyde		88 Riley Odoms		88 Riley Odoms
TE	88 Riley Odoms	TE	88 Riley Odoms	TE	85 Ron Egloff	TE	88 Riley Odoms
WR	25 Haven Moses	WR	25 Haven Moses	WR	25 Haven Moses	WR	25 Haven Moses
QB	10 Steve Ramsey	QB	7 Craig Morton	QB	7 Craig Morton	QB	7 Craig Morton
HB	24 Otis Armstrong	HB	24 Otis Armstrong	HB	14 Norris Weese	HB	24 Otis Armstrong
	35 Lonnie Perrin (Ret)		41 Rob Lytle		35 Lonnie Perrin (Ret)		41 Rob Lytle
FB	32 Jon Keyworth	FB	32 Jon Keyworth	FB	32 Jon Keyworth	FB	30 Jim Jensen
	33 Jim Klick		35 Lonnie Perrin		32 Larry Canada		32 Jon Keyworth
P	42 Bill Van Heusen	P	10 Bucky Dilts	P	10 Bucky Dilts	P	11 Luke Prestridge
	14 Norris Weese						
PK	15 Jim Turner	PK	15 Jim Turner	PK	15 Jim Turner	PK	15 Jim Turner
<b>DEFENSE</b>		<b>DEFENSE</b>		<b>DEFENSE</b>		<b>DEFENSE</b>	
LE	79 Barney Chavous	LE	79 Barney Chavous	LE	79 Barney Chavous	LE	79 Barney Chavous
NT	63 John Grant	NT	68 Rubin Carter	NT	68 Rubin Carter	NT	68 Rubin Carter
	68 Rubin Carter		63 John Grant				
RE	70 Paul Smith	RE	77 Lyle Alzado	RE	77 Lyle Alzado	RE	66 Brison Manor
	LOLB		51 Bob Swenson	LOLB	51 Bob Swenson	LO	51 Bob Swenson
LO	51 Bob Swenson			LI	59 Joe Rizzo	LI	59 Joe Rizzo
LILB	59 Joe Rizzo	LILB	59 Joe Rizzo				58 Rob Nairne
				RI	53 Randy Gradishar	RI	53 Randy Gradishar
MILB	52 Randy Gradishar	RILB	52 Randy Gradishar	RO	57 Tom Jackson	RO	57 Tom Jackson
ROLB	57 Tom Jackson	ROLB	57 Tom Jackson	LC	20 Louis Wright	LC	20 Louis Wright
RC	20 Louis Wright	RC	43 Steve Foley	RC	43 Steve Foley	RC	43 Steve Foley
LB	26 Calvin Jones			WS	29 Bernard Jackson	WS	29 Bernard Jackson
43 Steve Foley		WS	29 Bernard Jackson				40 Charlie West
WS	46 John Rowser	SS	36 Billy Thompson	SS	36 Billy Thompson	SS	36 Billy Thompson
SS	36 Billy Thompson						
<b>1980</b>		<b>1981</b>		<b>1982</b>		<b>1983</b>	
<b>OFFENSE</b>		<b>OFFENSE</b>		<b>OFFENSE</b>		<b>OFFENSE</b>	
WR	80 Rick Upchurch (Ret)	WR	80 Rick Upchurch	WR	80 Rick Upchurch (Ret)	WR	80 Rick Upchurch
LT	71 Claudie Minor	LT	71 Claudie Minor	LT	71 Claudie Minor	LT	70 Dave Studdard
LG	62 Tom Glassic	LG	62 Tom Glassic	LG	62 Tom Glassic	LG	62 Tom Glassic
							54 Keith Bishop
C	64 Bill Bryan	C	64 Bill Bryan	C	64 Bill Bryan	C	64 Bill Bryan
RG	60 Paul Howard	RG	60 Paul Howard	RG	70 Dave Studdard	RG	60 Paul Howard
RT	70 Dave Studdard	RT	70 Dave Studdard	RT	76 Ken Lanier	RT	76 Ken Lanier
TE	88 Riley Odoms	TE	88 Riley Odoms	TE	88 Riley Odoms	TE	85 Ron Egloff
			85 Ron Egloff		87 Jim Wright		87 Jim Wright
WR	25 Haven Moses	WR	81 Steve Watson	WR	81 Steve Watson	WR	81 Steve Watson
QB	7 Craig Morton	QB	7 Craig Morton	QB	17 Steve DeBerg	QB	17 Steve DeBerg
	17 Matt Robinson		17 Steve DeBerg				7 John Elway
HB	24 Otis Armstrong	HB	46 Dave Preston	HB	47 Gerald Willhite	HB	23 Sammy Winder
	46 Dave Preston		32 Tony Reed		23 Sammy Winder		47 Gerald Willhite
FB	30 Jim Jensen	FB	24 Rick Parros	FB	24 Rick Parros	FB	34 Nathan Poole
	32 Jon Keyworth		35 Larry Canada		46 Dave Preston		46 Dave Preston
P	11 Luke Prestridge	P	11 Luke Prestridge	P	11 Luke Prestridge	P	11 Luke Prestridge
PK	19 Fred Steinfort	PK	19 Fred Steinfort	PK	3 Rich Karlis	PK	3 Rich Karlis
				Ret	83 Wade Manning	Ret	82 Zack Thomas
<b>DEFENSE</b>		<b>DEFENSE</b>		<b>DEFENSE</b>		<b>DEFENSE</b>	
LE	79 Barney Chavous	LE	79 Barney Chavous	LE	79 Barney Chavous	LE	79 Barney Chavous
NT	68 Rubin Carter	NT	68 Rubin Carter	NT	68 Rubin Carter	NT	68 Rubin Carter
					72 Don Latimer		
RE	66 Brison Manor	RE	75 Rulon Jones	RE	75 Rulon Jones	RE	75 Rulon Jones
	73 Rulon Jones						66 Brison Manor
LO	58 Rob Nairne	LO	51 Bob Swenson	LO	50 Jim Ryan	LO	50 Jim Ryan
LI	56 Larry Evans	LI	56 Larry Evans	LI	56 Larry Evans	LI	53 Randy Gradishar
RI	53 Randy Gradishar	RI	52 Randy Gradishar	RI	53 Randy Gradishar	RI	58 Steve Busick
RO	57 Tom Jackson	RO	57 Tom Jackson	RO	57 Tom Jackson	RO	57 Tom Jackson
LC	20 Louis Wright	LC	20 Louis Wright	LC	20 Louis Wright	LC	20 Louis Wright
			45 Perry Smith				
RC	22 Aaron Kyle	RC	22 Aaron Kyle	RC	22 Aaron Kyle	RC	31 Mike Harden
	45 Perry Smith				25 Steve Wilson		45 Steve Wilson (Ret)
WS	43 Steve Foley	WS	43 Steve Foley	WS	31 Mike Harden	WS	43 Steve Foley
			31 Mike Harden (Ret)		43 Steve Foley		
SS	36 Billy Thompson	SS	36 Billy Thompson	SS	49 Dennis Smith	SS	49 Dennis Smith

1984		1985		1986		1987	
<b>OFFENSE</b>		<b>OFFENSE</b>		<b>OFFENSE</b>		<b>OFFENSE</b>	
WR	86 Butch Johnson	WR	86 Butch Johnson	WR	82 Vance Johnson	WR	82 Vance Johnson
84	Clint Sampson	82	Vance Johnson (Ret)	80	Mark Jackson	80	Mark Jackson
LT	70 Dave Studdard	LT	70 Dave Studdard	LT	70 Dave Studdard	LT	70 Dave Studdard
LG	54 Keith Bishop	LG	54 Keith Bishop	LG	54 Keith Bishop	LG	54 Keith Bishop
C	64 Bill Bryan	C	64 Bill Bryan	C	64 Bill Bryan	C	64 Bill Bryan
RG	60 Paul Howard	RG	60 Paul Howard	RG	60 Paul Howard	RG	62 Mike Freeman
RT	76 Ken Lanier	RT	76 Ken Lanier	RT	76 Ken Lanier	79	Stephan Humphries
TE	88 Clarence Kay	TE	88 Clarence Kay	TE	88 Clarence Kay	76	Ken Lanier
87	Jim Wright	87	Jim Wright	89	Orson Mobley	TE	88 Clarence Kay
WR	81 Steve Watson	WR	81 Steve Watson	WR	81 Steve Watson	89	Orson Mobley
QB	7 John Elway	QB	7 John Elway	QB	7 John Elway	84	Ricky Nattiel
8	Gary Kubiak	8	Gary Kubiak	84	Clint Sampson	85	Rick Massie
RB	47 Gerald Willhite (Ret)	RB	23 Sammy Winder	RB	23 Sammy Winder	QB	7 John Elway
33	Gene Lang (Ret)	33	Gene Lang	30	Steve Sewell	12	Ken Karcher
RB	23 Sammy Winder	RB	30 Steve Sewell	RB	47 Gerald Willhite (Ret)	HB	23 Sammy Winder
24	Rick Parros	47	Gerald Willhite (Ret)	33	Gene Lang	27	Gerald Willhite
P	1 Chris Norman	P	1 Chris Norman	1	Chris Norman	FB	33 Gene Lang
PK	3 Rich Karlis	PK	3 Rich Karlis	13	Jack Weil	46	Bobby Micho
Ret	82 Zack Thomas	Ret	35 Ken Bell	PK	3 Rich Karlis	P	2 Mike Horan
				Ret	35 Ken Bell	Ret	27 Kevin Clark
							35 Ken Bell
<b>DEFENSE</b>		<b>DEFENSE</b>		<b>DEFENSE</b>		<b>DEFENSE</b>	
LE	79 Barney Chavous	LE	79 Barney Chavous	LE	61 Andre Townsend	LE	61 Andre Townsend
MG	68 Rubin Carter	MG	68 Rubin Carter	MG	71 Greg Kragen	NT	71 Greg Kragen
RE	75 Rulon Jones	RE	75 Rulon Jones	RE	75 Rulon Jones	RE	75 Rulon Jones
LO	52 Jim Ryan	LO	50 Jim Ryan	LO	50 Jim Ryan	LO	73 Simon Fletcher
52	Ken Woodard	LI	77 Karl Mecklenburg	LI	77 Karl Mecklenburg	LI	77 Karl Mecklenburg
LI	55 Rick Dennison	55	Rick Dennison	LI	77 Karl Mecklenburg	LI	77 Karl Mecklenburg
RI	58 Steve Busick	RI	58 Steve Busick	RI	98 Ricky Hunley	RI	98 Ricky Hunley
RO	57 Tom Jackson	RO	57 Tom Jackson	RO	57 Tom Jackson	RO	50 Jim Ryan
LC	31 Mike Harden	LC	31 Mike Harden	LC	31 Mike Harden	LC	36 Mark Haynes
RC	20 Louis Wright	RC	20 Louis Wright	RC	20 Louis Wright	RC	31 Mike Harden
FS	43 Steve Foley	FS	43 Steve Foley	FS	43 Steve Foley	WS	22 Tony Lilly
SS	49 Dennis Smith	SS	49 Dennis Smith	SS	49 Dennis Smith	SS	49 Dennis Smith
							48 Randy Robbins
<b>1988</b>		<b>1989</b>		<b>1990</b>		<b>1991</b>	
<b>OFFENSE</b>		<b>OFFENSE</b>		<b>OFFENSE</b>		<b>OFFENSE</b>	
WR	82 Vance Johnson	WR	82 Vance Johnson (Ret)	WR	82 Vance Johnson	WR	83 Michael Young
84	Ricky Nattiel (Ret)	83	Michael Young	84	Ricky Nattiel	82	Vance Johnson (Ret)
LT	70 Dave Studdard	LT	60 Gerald Perry	LT	60 Gerald Perry	LT	62 Jeff Davidson
60	Gerald Perry	60	Gerald Perry	69	Darrell Hamilton	69	Darrell Hamilton
LG	54 Keith Bishop	LG	54 Keith Bishop	LG	67 Doug Widell	LG	67 Doug Widell
C	64 Bill Bryan	C	72 Keith Kartz	C	72 Keith Kartz	C	72 Keith Kartz
RG	72 Keith Kartz	RG	66 Jim Juriga	RG	66 Jim Juriga	RG	68 Crawford Ker
RT	76 Ken Lanier	RT	76 Ken Lanier	RT	76 Ken Lanier	63	Sean Farrell
TE	88 Clarence Kay	TE	88 Clarence Kay	TE	88 Clarence Kay	RT	76 Ken Lanier
89	Orson Mobley	89	Orson Mobley	88	Clarence Kay	TE	88 Clarence Kay
WR	80 Mark Jackson	WR	80 Mark Jackson	WR	80 Mark Jackson	81	Shannon Sharpe
QB	7 John Elway	QB	30 Steve Sewell	QB	83 Michael Young	85	Derek Russell
8	Gary Kubiak	7	John Elway	QB	7 John Elway	QB	7 John Elway
HB	33 Tony Dorsett	8	Gary Kubiak	HB	26 Bobby Humphrey	HB	28 Gaston Green
47	Gerald Willhite	26	Bobby Humphrey	30	Steve Sewell	33	Robert Perryman
FB	23 Sammy Winder	23	Sammy Winder	FB	23 Sammy Winder	FB	20 Greg Lewis
30	Steve Sewell	40	Jeff Alexander	32	Melvin Bratton	30	Steve Sewell
P	2 Mike Horan	32	Melvin Bratton	P	2 Mike Horan	P	2 Mike Horan
PK	3 Rich Karlis	P	2 Mike Horan	PK	9 David Treadwell	PK	9 David Treadwell
Ret	35 Ken Bell	PK	9 David Treadwell	Ret	20 Kevin Clark	Ret	22 Alton Montgomery
		Ret	35 Ken Bell				
<b>DEFENSE</b>		<b>DEFENSE</b>		<b>DEFENSE</b>		<b>DEFENSE</b>	
LE	65 Walt Bowyer	LE	92 Alphonso Carreker	LE	91 Warren Powers	LE	91 Warren Powers
90	Freddie Gilbert	LE	92 Alphonso Carreker	LE	91 Warren Powers	LE	91 Warren Powers
NT	71 Greg Kragen	NT	71 Greg Kragen	NT	71 Greg Kragen	NT	71 Greg Kragen
RE	61 Andre Townsend	RE	61 Andre Townsend	RE	90 Ron Holmes	RE	90 Ron Holmes
LO	73 Simon Fletcher	RE	91 Warren Powers	94	Jim Szymanski	94	Jim Szymanski
LI	77 Karl Mecklenburg	LO	73 Simon Fletcher	LO	77 Karl Mecklenburg	LO	73 Simon Fletcher
97	Bruce Klosterman	LI	77 Karl Mecklenburg	LI	77 Karl Mecklenburg	LI	77 Karl Mecklenburg
RI	55 Rick Dennison	RI	55 Rick Dennison	RI	51 Marc Munford	RI	51 Mike Croel
RO	50 Jim Ryan	RI	55 Rick Dennison	59	Tim Lucas	RO	56 Michael Brooks
56	Michael Brooks	RO	56 Michael Brooks	RO	56 Michael Brooks	RO	56 Michael Brooks
LC	36 Mark Haynes	LC	34 Tyrone Braxton	LC	48 Randy Robbins	LC	34 Tyrone Braxton
RC	28 Jeremiah Castile	LC	34 Tyrone Braxton	22	Alton Montgomery (Ret)	RC	24 Wymon Henderson
45	Steve Wilson	RC	24 Wymon Henderson	RC	24 Wymon Henderson	RC	24 Wymon Henderson
WS	31 Mike Harden	RC	24 Wymon Henderson	FS	27 Steve Atwater	FS	27 Steve Atwater
SS	49 Dennis Smith	WS	27 Steve Atwater	SS	49 Dennis Smith	SS	49 Dennis Smith
		SS	49 Dennis Smith				

<b>1992</b> <b>OFFENSE</b> WR 82 Vance Johnson 86 Arthur Marshall (Ret) LT 68 Russell Freeman LG 62 Jeff Davidson C 72 Keith Kartz RG 67 Doug Widell RT 76 Ken Lanier  TE 84 Shannon Sharpe 89 Reggie Johnson WR 80 Mark Jackson 85 Derek Russell QB 7 John Elway 8 Tommy Maddox HB 28 Gaston Green 20 Greg Lewis FB 38 Reggie Rivers P 2 Mike Horan 4 Ruben Rodriguez PK 9 David Treadwell Ret 22 Alton Montgomery		<b>1993</b> <b>OFFENSE</b> WR 82 Vance Johnson 86 Arthur Marshall LT 65 Gary Zimmerman LG 79 Dave Widell C 72 Keith Kartz RG 75 Brian Habib RT 68 Russell Freeman  TE 84 Shannon Sharpe 89 Reggie Johnson WR 85 Derek Russell (Ret) QB 7 John Elway RB 33 Rod Bernstine  P 16 Tom Rouen PK 1 Jason Elam Ret 22 Glyn Milburn		<b>1994</b> <b>OFFENSE</b> WR 83 Anthony Miller  LT 65 Gary Zimmerman LG 64 Jon Melander C 79 Dave Widell RG 75 Brian Habib RT 76 Kirk Scrattford 68 Russell Freeman 84 Shannon Sharpe  WR 85 Derek Russell QB 7 John Elway RB 42 Leonard Russell  RB 22 Glyn Milburn P 16 Tom Rouen PK 1 Jason Elam Ret 22 Glyn Milburn		<b>1995</b> <b>OFFENSE</b> WR 83 Anthony Miller  LT 65 Gary Zimmerman LG 69 Mark Schlereth C 66 Tom Nalen RG 75 Brian Habib RT 76 Broderick Thompson  TE 84 Shannon Sharpe  WR 81 Mike Pritchard QB 7 John Elway RB 30 Terrell Davis  FB 29 Aaron Craver P 16 Tom Rouen PK 1 Jason Elam Ret 22 Glyn Milburn	
<b>DEFENSE</b> LE 70 Brian Sochia 99 Shane Dronett NT 71 Greg Kragen RE 96 Kenny Walker  LO 51 Mike Croel LI 77 Karl Mecklenburg  RI 56 Michael Brooks RO 73 Simon Fletcher LC 34 Tyrone Braxton RC 24 Wymon Henderson FS 27 Steve Atwater SS 49 Dennis Smith		<b>DEFENSE</b> LE 90 Dan Williams  NT 71 Greg Kragen RE 99 Shane Dronett  LOLB 51 Mike Croel LILB 77 Karl Mecklenburg  RILB 57 Dave Wyman ROLB 73 Simon Fletcher LCB 34 Tyrone Braxton RCB 29 Charles Dimry FS 27 Steve Atwater SS 49 Dennis Smith		<b>DEFENSE</b> LE 99 Shane Dronett  LT 98 Ted Washington RT 96 Harald Hasselbach 90Dan Williams RE 73 Simon Fletcher LLB 51 Mike Croel  MLB 77 Karl Mecklenburg RLB 58 Elijah Alexander LCB 26 Ben Smith RCB 39 Ray Crockett FS 49 Dennis Smith SS 27 Steve Atwater		<b>DEFENSE</b> LE 96 Harald Hasselbach  LT 93 James Jones RE 95 Michael Dean Perry  RE 73 Simon Fletcher LLB 58 Elijah Alexander 59 Glenn Cadrez 92 Dave Wyman MLB 57 Allen Aldridge RLB 39 Ray Crockett RCB 48 Lionel Washington FS 27 Steve Atwater SS 34 Tyrone Braxton	
<b>1996</b> <b>OFFENSE</b> WR 83 Anthony Miller LT 65 Gary Zimmerman LG 69 Mark Schlereth C 66 Tom Nalen RG 75 Brian Habib RT 76 Broderick Thompson TE 84 Shannon Sharpe  WR 87 Ed McCaffrey QB 7 John Elway RB 30 Terrell Davis  FB 29 Aaron Craver P 16 Tom Rouen PK 1 Jason Elam KRet 22 Vaughn Hebron PRet 80 Rod Smith		<b>1997</b> <b>OFFENSE</b> WR 80 Rod Smith LT 65 Gary Zimmerman LG 69 Mark Schlereth C 66 Tom Nalen RG 75 Brian Habib RT 77 Tony Jones TE 84 Shannon Sharpe  WR 87 Ed McCaffrey QB 7 John Elway RB 30 Terrell Davis  FB 29 Howard Griffith P 16 Tom Rouen PK 1 Jason Elam KRet 22 Vaughn Hebron		<b>1998</b> <b>OFFENSE</b> WR 80 Rod Smith LT 77 Tony Jones LG 69 Mark Schlereth C 66 Tom Nalen RG 62 Dan Neil RT 74 Harry Swayne TE 84 Shannon Sharpe  WR 87 Ed McCaffrey QB 7 John Elway RB 30 Terrell Davis  FB 29 Howard Griffith P 16 Tom Rouen PK 1 Jason Elam KRet 22 Vaughn Hebron		<b>1999</b> <b>OFFENSE</b> WR 80 Rod Smith LT 77 Tony Jones LG 69 Mark Schlereth C 66 Tom Nalen RG 62 Dan Neil RT 78 Matt Lepsis TE 89 Dwayne Carswell 84 Shannon Sharpe  WR 87 Ed McCaffrey QB 14 Brian Griese RB 22 Olandis Gary 30 Terrell Davis  FB 29 Howard Griffith P 16 Tom Rouen PK 1 Jason Elam KRet 21 Chris Watson PRet 21 Chris Watson	
<b>DEFENSE</b> LE 90 Dan Williams  LT 97 Mike Lodish RT 95 Michael Dean Perry  RE 91 Alfred Williams  SLB 53 Bill Romanowski MLB 57 Allen Aldridge WLB 51 John Mobley LCB 39 Ray Crockett RCB 48 Lionel Washington FS 27 Steve Atwater SS 34 Tyrone Braxton		<b>DEFENSE</b> LE 90 Neil Smith  LT 94 Keith Traylor RT 98 Maa Tanuvasa 95 Michael Dean Perry RE 91 Alfred Williams  SLB 53 Bill Romanowski MLB 57 Allen Aldridge WLB 51 John Mobley LCB 39 Ray Crockett RCB 23 Darrien Gordon (PRet) FS 27 Steve Atwater SS 34 Tyrone Braxton		<b>DEFENSE</b> LE 90 Neil Smith  LT 94 Keith Traylor RT 93 Trevor Pryce  RE 98 Maa Tanuvasa  SLB 53 Bill Romanowski MLB 59 Glenn Cadrez WLB 51 John Mobley LCB 39 Ray Crockett RCB 31 Darrien Gordon (PRet) FS 27 Steve Atwater SS 34 Tyrone Braxton		<b>DEFENSE</b> LE 90 Neil Smith 98 Maa Tanuvasa LT 94 Keith Traylor RT 93 Trevor Pryce  RE 98 Maa Tanuvasa 91 Alfred Williams SLB 53 Bill Romanowski MLB 56 Al Wilson WLB 59 Glenn Cadrez LCB 39 Ray Crockett RCB 30 Dale Carter FS 26 Eric Brown SS 34 Tyrone Braxton	

2000		2001		2002		2003	
<b>OFFENSE</b>		<b>OFFENSE</b>		<b>OFFENSE</b>		<b>OFFENSE</b>	
WR 80	Rod Smith	WR 80	Rod Smith	WR 80	Rod Smith	WR 80	Rod Smith
LT 77	Tony Jones	LT 70	Trey Teague	LT 74	Ephraim Salaam	LT 74	Ephraim Salaam
LG 69	Mark Schlereth	LG 64	Lennie Friedman	LG 50	Ben Hamilton (first 7)	LG 50	Ben Hamilton
	64 Lennie Friedman				79 Steve Herndon (last 9)		
C 66	Tom Nalen	C 66	Tom Nalen	C 66	Tom Nalen (first 7)	C 66	Tom Nalen
					50 Ben Hamilton (last 9)		
RG 62	Dan Neil	RG 62	Dan Neil	RG 62	Dan Neil	RG 62	Dan Neil
RT 78	Matt Lepsis	RT 78	Matt Lepsis	RT 78	Matt Lepsis	RT 78	Matt Lepsis
TE 89	Dwayne Carswell	TE 89	Dwayne Carswell	TE 84	Shannon Sharpe	TE 84	Shannon Sharpe
WR 87	Ed McCaffrey	WR 87	Ed McCaffrey (1)	WR 87	Ed McCaffrey	WR 87	Ed McCaffrey (8)
			85 Eddie Kennison (7)				85 Ashley Lelie (8)
			81 Keith Poole (3)				
			82 Kevin Kasper (4)				
QB 14	Brian Griese	QB 14	Brian Griese	QB 14	Brian Griese	QB 16	Jake Plummer
RB 38	Mike Anderson (12)	RB 30	Terrell Davis (8)	RB 26	Clinton Portis	RB 26	Clinton Portis
	30 Terrell Davis (4)		38 Mike Anderson (7)				
FB 29	Howard Griffith	FB 86	Patrick Hape (8)	FB 38	Mike Anderson	FB 38	Mike Anderson (10)
			37 Tony Carter (6)				34 Reuben Droughns (6)
P 16	Tom Rouen	P 16	Tom Rouen	P 4	Michah Knorr (last 8)	P 4	Michah Knorr
					16 Tom Rouen (first 8)		
PK 1	Jason Elam	PK 1	Jason Elam	PK 1	Jason Elam	PK 1	Jason Elam
KRet 24	Deltha O'Neal	KRet 84	Chris Cole	KRet 83	Reuben Droughns	KRet 81	Chris Cole
					82 Kevin Kasper		34 Reuben Droughns
PRet 24	Deltha O'Neal	PRet 24	Deltha O'Neal	PRet 24	Deltha O'Neal	PRet 24	Deltha O'Neal
<b>DEFENSE</b>		<b>DEFENSE</b>		<b>DEFENSE</b>		<b>DEFENSE</b>	
LE 98	Maa Tanuvasa	LE 97	Keith Washington	LE 93	Trevor Pryce	LE 93	Trevor Pryce
LT 94	Keith Traylor	LT 91	Chester McGlockton	LT 94	Lional Dalton	LT 68	Mario Fatatehi
RT 93	Trevor Pryce	RT 93	Trevor Pryce	RT 91	Chester McGlockton	RT 90	Darius Holland
RE 95	Kavika Pittman	RE 95	Kavika Pittman	RE 95	Kavika Pittman	RE 92	Bertrand Berry
SLB 53	Bill Romanowski	SLB 53	Bill Romanowski	SLB 51	John Mobley	SLB 57	Jashon Sykes (9)
							51 John Mobley (7)
MLB 56	Al Wilson	MLB 56	Al Wilson	MLB 56	Al Wilson	MLB 56	Al Wilson
WLB 51	John Mobley	WLB 51	John Mobley	WLB 52	Ian Gold	WLB 59	Donnie Spragan (8)
							52 Ian Gold (6)
LCB 39	Ray Crockett	LCB 24	Deltha O'Neal	LCB 24	Deltha O'Neal	LCB 35	Lenny Walls
RCB 27	Terrell Buckley	RCB 27	Denard Walker	RCB 27	Denard Walker	RCB 31	Kelly Herndon (11)
							24 Deltha O'Neal
FS 26	Eric Brown	FS 26	Eric Brown	FS 43	Izell Reese	FS 42	Sam Brandon (10)
SS 32	Billy Jenkins	SS 28	Kenoy Kennedy	SS 28	Kenoy Kennedy	SS 25	Nick Ferguson (6)
							28 Kenoy Kennedy
<b>2004</b>		<b>2005</b>		<b>2006</b>		<b>2007</b>	
<b>OFFENSE</b>		<b>OFFENSE</b>		<b>OFFENSE</b>		<b>OFFENSE</b>	
WR 80	Rod Smith	WR 80	Rod Smith	WR 80	Rod Smith	WR 15	Brandon Marshall
LT 78	Matt Lepsis	LT 78	Matt Lepsis	LT 78	Erik Pears (last 10)	LT 78	Matt Lepsis
					64 Matt Lepsis (first 6)		
LG 50	Ben Hamilton	LG 50	Ben Hamilton	LG 50	Ben Hamilton	LG 73	Chris Kuper (last 11)
							62 Chris Myers (first 5)
C 66	Tom Nalen	C 66	Tom Nalen	C 66	Tom Nalen	C 62	Chris Myers (last 11)
							66 Tom Nalen (first 5)
RG 62	Dan Neil (first 12)	RG 65	Cooper Carlisle	RG 65	Cooper Carlisle	RG 70	Montreae Holland
	65 Cooper Carlisle (last 4)						
RT 72	George Foster	RT 72	George Foster	RT 72	George Foster	RT 64	Erik Pears
TE 89	Dwayne Carswell (14)	TE 82	Stephen Alexander	TE 82	Stephen Alexander	TE 89	Daniel Graham
WR 85	Ashley Lelie	WR 85	Ashley Lelie	WR 84	Javon Walker	WR 14	Brandon Stokley
QB 16	Jake Plummer	QB 16	Jake Plummer	QB 16	Jake Plummer (first 11)	QB 6	Jay Cutler
					6 Jay Cutler (last 5)		
RB 34	Reuben Droughns (last 12)	RB 38	Mike Anderson	RB 26	Tatum Bell	RB 35	Selvin Young (8)
	22 Quentin Griffin (first 4)						20 Travis Henry (7)
FB 34	Reuben Droughns (3)	FB 39	Kyle Johnson	FB 39	Kyle Johnson	FB 37	Cecil Sapp
	39 Kyle Johnson (3)						
P 4	Michah Knorr	P 10	Todd Sauerbrun	P 3	Paul Ernster	P 10	Todd Sauerbrun
PK 1	Jason Elam	PK 1	Jason Elam	PK 1	Jason Elam	PK 1	Jason Elam
KRet 45	Roc Alexander	KRet 27	Darrent Williams	KRet 19	Brian Clark	KRet 23	Andre Hall
	10 Triandos Luke		45 Roc Alexander		11 Quincy Morgan		17 Glenn Martinez
	34 Reuben Droughns		81 Charlie Adams				
PRet 10	Triandos Luke	PRet 27	Darrent Williams	PRet 27	Darrent Williams	PRet 17	Glenn Martinez
	80 Rod Smith		81 Charlie Adams				
<b>DEFENSE</b>		<b>DEFENSE</b>		<b>DEFENSE</b>		<b>DEFENSE</b>	
LE 92	Marco Coleman	LE 98	Courtney Brown	LE 76	Kenard Lang	LE 60	John Engelberger
LT 68	Mario Fatatehi	LT 96	Michael Myers	LT 96	Michael Myers	LT 95	Sam Adams (11)
							79 Marcus Thomas (5)
RT 75	Monsanto Pope	RT 61	Gerard Warren	RT 61	Gerard Warren	RT 99	Alvin McKinley
RE 98	Reggie Hayward	RE 93	Trevor Pryce	RE 91	Ebenezer Ekuban	RE 92	Elvis Dumervil
SLB 59	Donnie Spragan	SLB 55	D.J. Williams	SLB 55	D.J. Williams	SLB 58	Nate Webster
MLB 56	Al Wilson	MLB 56	Al Wilson	MLB 56	Al Wilson	MLB 55	D.J. Williams
WLB 52	D.J. Williams	WLB 52	Ian Gold	WLB 52	Ian Gold	WLB 52	Ian Gold
LCB 24	Champ Bailey	LCB 24	Champ Bailey	LCB 24	Champ Bailey	LCB 24	Champ Bailey
RCB 31	Kelly Herndon	RCB 27	Darrent Williams (9)	RCB 27	Darrent Williams	RCB 32	Dré Bly
			22 Dominique Foxworth (7)				
FS 47	John Lynch	FS 47	John Lynch	FS 47	John Lynch	FS 47	John Lynch
SS 28	Kenoy Kennedy	SS 25	Nick Ferguson	SS 25	Nick Ferguson	SS 21	Hamza Abdullah (8)
							25 Nick Ferguson (7)

2008		2009		2010		2011	
OFFENSE		OFFENSE		OFFENSE		OFFENSE	
WR 15	Brandon Marshall	WR 15	Brandon Marshall	WR 15	Brandon Lloyd (11)	WR 87	Eric Decker
LT 78	Ryan Clady	LT 78	Ryan Clady	LT 78	Ryan Clady	LT 78	Ryan Clady
LG 50	Ben Hamilton	LG 50	Ben Hamilton (8)	LG 64	Zane Beadles (8)	LG 68	Zane Beadles
		71	Russ Hochstein (8)	71	Stanley Daniels (4)		
C 62	Casey Wiegmann	C 62	Casey Wiegmann	C 50	J.D. Walton	C 50	J.D. Walton
RG 73	Chris Kuper	RG 73	Chris Kuper	RG 73	Chris Kuper	RG 73	Chris Kuper
RT 74	Ryan Harris	RT 74	Ryan Harris (8)	74	Ryan Harris (10)	RT 74	Orlando Franklin
		76	Tyler Polumbus (8)	68	Zane Beadles (6)		
TE 89	Daniel Graham	TE 89	Daniel Graham	TE 88	Daniel Graham	TE 86	Daniel Fells
WR 19	Eddie Royal	WR 19	Eddie Royal	WR 10	Jabar Gaffney (11)	WR 19	Eddie Royal (8)
				19	Eddie Royal (10)	88	Demaryius Thomas
(5)							
QB 6	Jay Cutler	QB 8	Kyle Orton	QB 8	Kyle Orton	QB 15	Tim Tebow (11)
						8	Kyle Orton (5)
RB 35	Selvin Young (first 5)	RB 27	Knowshon Moreno (9)	RB 27	Knowshon Moreno	RB 23	Willis McGahee
28	Michael Pittman (3)	28	Correll Buckhalter (7)				
22	Peyton Hillis (3)						
21	Tatum Bell (3)						
FB 22	Peyton Hillis	TE 88	Tony Scheffler	FB 46	Spencer Larsen	FB 46	Spencer Larsen
P 1	Brett Kern	P 17	Mitch Berger (last 10)	P 4	Britton Colquitt	P 4	Britton Colquitt
		1	Brett Kern (first 6)				
PK 5	Matt Prater	PK 5	Matt Prater	PK 5	Matt Prater (12)	PK 5	Matt Prater
KRet 19	Eddie Royal	KRet 19	Eddie Royal	KRet 87	Steven Hauschka (4)	KRet 17	Quan Cosby
23	Andre Hall			88	Demaryius Thomas		
				19	Eddie Royal	PRet 17	Quan Cosby
PRet 19	Eddie Royal	PRet 19	Eddie Royal	PRet 19	Eddie Royal	19	Eddie Royal
DEFENSE		DEFENSE		DEFENSE		DEFENSE	
LE 60	John Engelberger (first 6)	LE 98	Ryan McBean	LE 97	Justin Bannan	LE 91	Robert Ayers
LT 91	Ebenezer Ekuban (last 10)	LDT 91	Ronald Fields	NT 77	Jamal Williams	DT 77	Brodrick Bunkley
LT 63	Dewayne Robertson	RDT 90	Kenny Peterson	RE 99	Kevin Vickerson	DT 79	Marcus Thomas (10)
RT 79	Marcus Thomas			98	Ryan McBean	99	Kevin Vickerson (4)
				56	Robert Ayers	RE 92	Elvis Dumervil
RE 92	Elvis Dumervil	RE 57	Mario Haggan	OLB 52	Jason Hunter (9)	SLB 58	Von Miller
SLB 51	Jamie Winborn (10)	SLB 92	Elvis Dumervil	57	Mario Haggan (8)		
7	Boss Bailey (6)			55	D.J. Williams	MLB 51	Joe Mays
MLB 58	Nate Webster	MLB 54	Andra Davis	ILB 57	Mario Haggan (8)	WLB 55	D.J. Williams
WLB 55	D.J. Williams	WLB 55	D.J. Williams	59	Wesley Woodyard (3)		
				24	Champ Bailey	LCB 24	Champ Bailey
LCB 24	Champ Bailey (9)	LCB 24	Champ Bailey	RCB 21	André Goodman (8)	RCB 21	André Goodman
34	Joshua Bell (5)	RCB 21	André Goodman	32	Perrish Cox (8)		
RCB 32	Dré Bly	FS 23	Rinaldo Hill	FS 23	Rinaldo Hill	FS 20	Quinton Carter (8)
						26	Rahim Moore (7)
FS 20	Marlon McCree (7)	SS 20	Brian Dawkins	SS 20	Brian Dawkins	SS 20	Brian Dawkins
37	Calvin Lowry (3)						
39	Vernon Fox (2)						
36	Josh Barrett (2)						
SS 33	Marquand Manuel						

2012		2013	
OFFENSE		OFFENSE	
WR 88	Demaryius Thomas	WR 88	Demaryius Thomas
LT 78	Ryan Clady	LT 75	Chris Clark (13)
78	Ryan Clady (3)		
LG 68	Zane Beadles	LG 68	Zane Beadles
C 67	Dan Koppen (12)	C 66	Manny Ramirez
50	J.D. Walton		
RG 65	Manny Ramirez (11)	RG 65	Louis Vasquez
73	Chris Kuper (5)		
RT 74	Orlando Franklin	RT 74	Orlando Franklin
TE 81	Joel Dreessen (15)	TE 80	Julius Thomas (13)
84	Jacob Tamme (8)	85	Virgil Green (4)
WR 87	Eric Decker	WR 87	Eric Decker
WR 14	Brandon Stokley (9)	WR 83	Wes Welker (13)
12	Andre Caldwell (2)		
QB 18	Peyton Manning	QB 18	Peyton Manning
RB 23	Willis McGahee (6)	RB 27	Knowshon Moreno
27	Knowshon Moreno (6)		
P 4	Britton Colquitt	P 4	Britton Colquitt
PK 5	Matt Prater	PK 5	Matt Prater
KRet 11	Trindon Holliday	KRet 11	Trindon Holliday
31	Omar Bolden	12	Andre Caldwell
PRet 11	Trindon Holliday	PRet 11	Trindon Holliday
36	Jim Leonhard	83	Wes Welker
DEFENSE		DEFENSE	
LE 95	Derek Wolfe	LE 95	Derek Wolfe (11)
97	Malik Jackson (5)		
DT 99	Kevin Vickerson	DT 99	Kevin Vickerson (11)
92	Sylvester Williams (4)		
NT 97	Justin Bannan	NT 94	Terrance Knighton
RE 92	Elvis Dumervil	RE 90	Shaun Phillips (12)
91	Robert Ayers (3)		
SLB 58	Von Miller	SLB 58	Von Miller (9)
56	Nate Irving (4)		
MLB 57	Keith Brooking (12)	MLB 52	Wesley Woodyard (10)
51	Joe Mays (4)	51	Paris Lenon (6)
LCB 24	Champ Bailey	LCB 25	Chris Harris Jr. (10)
24	Champ Bailey (3)		
25	Tony Carter (2)		
RCB 25	Chris Harris (11)	RCB 45	D. Rodgers-Cromartie
22	Tracy Porter (4)		
FS 26	Rahim Moore	FS 26	Rahim Moore (10)
		20	Mike Adams (6)
SS 20	Mike Adams	SS 33	Duke Ihenacho







## Seattle 43, Denver 8

Sunday, Feb. 2, 2014 • 6:32 p.m. EST • MetLife Stadium • East Rutherford, N.J.

WEATHER: Partly Cloudy, 49°, Wind WNW 4 mph • TIME: 3:23 • ATTENDANCE: 82,529

### Super Bowl XLVIII

The Seattle Seahawks won their first World Championship with a 43-8 victory over the Denver Broncos in Super Bowl XLVIII in front of 82,529 fans at MetLife Stadium in East Rutherford, N.J.

Seattle produced one of the strongest all-around team performances in Super Bowl history, recording a touchdown in each phase of the game (offense, defense and special teams).

The Broncos started with the ball but a miscommunication on the first play of the game resulted in a botched snap and a safety for the Seahawks just 12 seconds into the contest.

Seattle fed off the early momentum and scored on each of its first three offensive possessions to jump out to a 15-0 lead early in the second quarter.

Defense also was key for the Seahawks in the first two frames as Seattle forced three turnovers, one punt and a turnover on downs on the Broncos' first five offensive series.

Seattle's first half dominance was capped by linebacker and Super Bowl MVP Malcolm Smith (9 TKLS., 1 INT, 1 PD, 1 FR), who intercepted quarterback Peyton Manning and returned the ball 69 yards for a touchdown to give the Seahawks a 22-0 lead entering halftime.

Any chance of a Denver comeback was quelled when Seattle wide receiver Percy Harvin took the opening second half kickoff 87 yards for a touchdown and an insurmountable 29-0 lead.

Denver and Seattle traded punts on the next two series before Seahawks cornerback Byron Maxwell forced Seattle's fourth turnover of the game—a fumble by wide receiver Demaryius Thomas.

Six plays later, quarterback Russell Wilson (18-of-25 passing for 206 yds., 2 TD, 0 INT) completed a 23-yard touchdown pass to wide receiver Jermaine Kearse to extend Seattle's advantage to 36-0.

The Broncos would record their first scoring drive of the game in the fourth quarter as Manning (34-of-49 passing for 280 yds., 1 TD, 2 INTs) completed 6-of-6 passes for 70 yards and a 14-yard touchdown pass to Thomas (13 rec. for 118 yds., 1 TD).

Manning's 34 pass completions and Thomas' 13 receptions each set Super Bowl records.

Wilson threw his second touchdown of the game in the fourth quarter and Seattle's defense would hold the Broncos scoreless the rest of the way to preserve their 43-8 victory.

### OFFICIALS

**Referee** — Terry McAulay (77); **Umpire** — Carl Paganelli (124); **Head Linesman** — Jim Mello (48); **Line Judge** — Thomas Symonette (100); **Side Judge** — David Wyant (16); **Field Judge** — Scott Stenson (88); **Back Judge** — Steve Freeman (133); **Replay** — Earnie Frantz.

### DENVER BRONCOS

#### OFFENSE

**WR** 88 D. Thomas  
**LT** 75 C. Clark  
**LG** 68 Z. Beadles  
**C** 66 M. Ramirez  
**RG** 65 L. Vasquez  
**RT** 74 O. Franklin  
**TE** 80 J. Thomas  
**WR** 87 E. Decker  
**WR** 83 W. Welker  
**QB** 18 P. Manning  
**RB** 27 K. Moreno

#### DEFENSE

**LDE** 97 M. Jackson  
**DT** 92 S. Williams  
**NT** 94 T. Knighton  
**RDE** 90 S. Phillips  
**SLB** 56 N. Irving  
**MLB** 51 P. Lenon  
**WLB** 59 D. Trevathan  
**LCB** 24 C. Bailey  
**RCB** 45 D. Rodgers-Cromartie  
**SS** 33 D. Ihenacho  
**FS** 20 M. Adams

**BRONCOS SUBSTITUTIONS:** P 4 B.Colquitt, K 5 M.Prater, WR 11 T.Holliday, WR 12 A.Caldwell, RB 22 C.Anderson, RB 28 M.Ball, S 30 D.Bruton, S 31 O.Bolden, CB 32 T.Carter, CB 34 M.Cole, CB 36 K.Webster, LB 46 A.Brewer, LB 52 W.Woodyard, LB 53 S.Johnson, LB 54 B.Marshall, DE 57 J.Mincey, C 60 S.Vallos, TE 84 J.Tamme, TE 85 V.Green, DE 91 R.Ayers, DT 96 M.Unrein. **INACTIVE:** QB 2 Z.Dyset, RB 21 R.Hillman, CB 23 Q.Jammer, T 70 V.Painter, G 73 C.Kuper, TE 81 J.Dreessen, DT 98 S.Fua.

### SEATTLE SEAHAWKS

#### OFFENSE

**WR** 89 D. Baldwin  
**LT** 76 R. Okung  
**LG** 77 J. Carpenter  
**C** 60 M. Unger  
**RG** 64 J. Sweezy  
**RT** 68 B. Giacomini  
**T** 78 A. Bailey  
**TE** 86 Z. Miller  
**WR** 81 G. Tate  
**QB** 3 R. Wilson  
**RB** 24 M. Lynch

#### DEFENSE

**LDE** 56 C. Avril  
**LDT** 72 M. Bennett  
**RDT** 69 C. McDonald  
**RDE** 91 C. Clemons  
**OLB** 50 K. Wright  
**MLB** 54 B. Wagner  
**LCB** 28 W. Thurmond  
**RCB** 41 B. Maxwell  
**SS** 31 K. Chancellor  
**FS** 29 E. Thomas

**SEAHAWKS SUBSTITUTIONS:** K 4 S.Hauschka, QB 7 T.Jackson, P 9 J.Ryan, WR 11 P.Harvin, WR 15 J.Kearse, CB 20 J.Lane, RB 22 R.Turbin, FB 26 M.Robinson, CB 35 D.Shead, FB 40 D.Coleman, FS 42 C.Maragos, LS 49 C.Gresham, LB 51 B.Irvin, LB 53 M.Smith, LB 55 H.Farwell, LB 57 M.Morgan, C 61 L.Jeanpierre, G 67 P.McQuistan, DE 79 R.Bryant, TE 82 L.Wilson, WR 83 R.Lockette, DT 92 B.Mebane, DE 93 O.Schofield, DT 99 T.McDaniel. **INACTIVE:** WR 19 B.Walters, RB 33 C.Michael, T 73 M.Bowie, T 74 C.Hauptmann, TE 87 K.Davis, DE 95 B.Mayowa, DT 97 J.Hill.

		1	2	3	4	OT	TOTAL	FIELD GOALS (made ( ) missed)	
VISITOR	Seattle Seahawks	8	14	14	7	0	43	S. Hauschka (31) (33)	
HOME	Denver Broncos	0	0	8	0	0	8		
Team	Qtr	Clock Time	PLAY DESCRIPTION (Extra Point) (Drive Info)					SCORE	
								Visitor	Home
SEAHAWKS	1	14:48	K. Moreno tackled in end zone by C. Avril for a Safety					2	0
SEAHAWKS	1	10:21	S. Hauschka 31 yd. Field Goal (9-51, 4:27)					5	0
SEAHAWKS	1	2:16	S. Hauschka 33 yd. Field Goal (13-58, 6:15)					8	0
SEAHAWKS	2	12:00	M. Lynch 1 yd. run (S. Hauschka kick) (7-37, 3:59)					15	0
SEAHAWKS	2	3:21	M. Smith 69 yd. interception return (S. Hauschka kick)					22	0
SEAHAWKS	3	14:48	P. Harvin 87 yd. kickoff return (S. Hauschka kick) (0-0, 0:12)					29	0
SEAHAWKS	3	2:58	J. Kearse 23 yd. pass from R. Wilson (S. Hauschka kick) (6-58, 2:57)					36	0
BRONCOS	3	0:00	D. Thomas 14 yd. pass from P. Manning (P. Manning-W. Welker pass) (6-80, 2:58)					36	8
SEAHAWKS	4	11:45	D. Baldwin 10 yd. pass from R. Wilson (S. Hauschka kick) (5-48, 3:15)					43	8

### FINAL INDIVIDUAL STATISTICS

Seattle Seahawks												Denver Broncos																		
RUSHING	ATT	YDS	AVG	LG	TD	RUSHING	ATT	YDS	AVG	LG	TD	RUSHING	ATT	YDS	AVG	LG	TD	RUSHING	ATT	YDS	AVG	LG	TD							
P. Harvin	2	45	22.5	30	0	K. Moreno	5	17	3.4	9	0	P. Manning	49	34	280	5.7	23	2	P. Manning	49	34	280	5.7	23	2					
M. Lynch	15	39	2.6	18	1	C. Anderson	2	9	4.5	6	0	M. Ball	6	1	0.2	3	0	M. Ball	6	1	0.2	3	0							
R. Wilson	3	26	8.7	16	0	M. Ball	6	1	0.2	3	0	P. Manning	1	0	0.0	0	0	P. Manning	1	0	0.0	0	0							
R. Turbin	9	25	2.8	6	0	P. Manning	1	0	0.0	0	0	TOTAL	14	27	1.9	9	0	TOTAL	14	27	1.9	9	0							
TOTAL	29	135	4.7	30	1	TOTAL	14	27	1.9	9	0	TOTAL	49	34	280	5.7	23	2	TOTAL	49	34	280	5.7	23	2					
PASSING	ATT	CMP	YDS	TD	LG	INT	Rtg.	PASSING	ATT	CMP	YDS	TD	LG	INT	Rtg.	PASSING	ATT	CMP	YDS	TD	LG	INT	Rtg.							
R. Wilson	25	18	206	0/0	2	37	0	123.1	P. Manning	49	34	280	1/1	1	23	2	73.5	P. Manning	49	34	280	1/1	1	23	2					
T. Jackson	1	0	0	0/0	0	0	0	39.6	TOTAL	49	34	280	1/1	1	23	2	73.5	TOTAL	49	34	280	1/1	1	23	2					
TOTAL	26	18	206	0/0	2	37	0	118.4	TOTAL	49	34	280	1/1	1	23	2	73.5	TOTAL	49	34	280	1/1	1	23	2					
PASS RECEIVING	NO	YDS	AVG	LG	TD	PASS RECEIVING	NO	YDS	AVG	LG	TD	PASS RECEIVING	NO	YDS	AVG	LG	TD	PASS RECEIVING	NO	YDS	AVG	LG	TD							
D. Baldwin	5	66	13.2	37	1	D. Thomas	13	118	9.1	23	1	D. Thomas	13	118	9.1	23	1	D. Thomas	13	118	9.1	23	1							
J. Kearse	4	65	16.3	24	1	W. Welker	8	84	10.5	22	0	W. Welker	8	84	10.5	22	0	W. Welker	8	84	10.5	22	0							
G. Tate	3	17	5.7	9	0	J. Thomas	4	27	6.8	11	0	J. Thomas	4	27	6.8	11	0	J. Thomas	4	27	6.8	11	0							
L. Willson	2	17	8.5	12	0	K. Moreno	3	20	6.7	7	0	K. Moreno	3	20	6.7	7	0	K. Moreno	3	20	6.7	7	0							
R. Lockette	1	19	19.0	19	0	J. Tammie	2	9	4.5	11	0	J. Tammie	2	9	4.5	11	0	J. Tammie	2	9	4.5	11	0							
Z. Miller	1	10	10.0	10	0	M. Ball	2	2	1.0	1	0	M. Ball	2	2	1.0	1	0	M. Ball	2	2	1.0	1	0							
M. Robinson	1	7	7.0	7	0	C. Anderson	1	14	14.0	14	0	C. Anderson	1	14	14.0	14	0	C. Anderson	1	14	14.0	14	0							
P. Harvin	1	5	5.0	5	0	E. Decker	1	6	6.0	6	0	E. Decker	1	6	6.0	6	0	E. Decker	1	6	6.0	6	0							
TOTAL	18	206	11.4	37	2	TOTAL	34	280	8.2	23	1	TOTAL	34	280	8.2	23	1	TOTAL	34	280	8.2	23	1							
INTERCEPTIONS	NO	YDS	AVG	LG	TD	INTERCEPTIONS	NO	YDS	AVG	LG	TD	INTERCEPTIONS	NO	YDS	AVG	LG	TD	INTERCEPTIONS	NO	YDS	AVG	LG	TD							
M. Smith	1	69	69.0	69	1	M. Smith	1	69	69.0	69	1	M. Smith	1	69	69.0	69	1	M. Smith	1	69	69.0	69	1							
K. Chancellor	1	2	2.0	2	0	K. Chancellor	1	2	2.0	2	0	K. Chancellor	1	2	2.0	2	0	K. Chancellor	1	2	2.0	2	0							
TOTAL	2	71	35.5	69	1	TOTAL	0	0	0.0	—	0	TOTAL	0	0	0.0	—	0	TOTAL	0	0	0.0	—	0							
PUNTING	NO	YDS	AVG	NET	TB	INT0	LG	PUNTING	NO	YDS	AVG	NET	TB	INT0	LG	PUNTING	NO	YDS	AVG	NET	TB	INT0	LG							
J. Ryan	1	45	45.0	36.0	0	0	45	B. Colquitt	2	60	30.0	30.0	0	0	1	31	B. Colquitt	2	60	30.0	30.0	0	0	1						
TOTAL	1	45	45.0	36.0	0	0	45	TOTAL	2	60	30.0	30.0	0	0	1	31	TOTAL	2	60	30.0	30.0	0	0	1						
PUNT RETURNS	NO	YDS	AVG	FC	LG	TD	PUNT RETURNS	NO	YDS	AVG	FC	LG	TD	PUNT RETURNS	NO	YDS	AVG	FC	LG	TD	PUNT RETURNS	NO	YDS	AVG	FC	LG	TD			
G. Tate	0	0	0.0	2	0	0	G. Tate	0	0	0.0	2	0	0	E. Decker	1	9	9.0	0	9	0	E. Decker	1	9	9.0	0	9	0			
RETURNS	0	0	0.0	2	—	0	RETURNS	0	0	0.0	2	—	0	RETURNS	1	9	9.0	0	9	0	RETURNS	1	9	9.0	0	9	0			
KICKOFF RETURNS	NO	YDS	AVG	FC	LG	TD	KICKOFF RETURNS	NO	YDS	AVG	FC	LG	TD	KICKOFF RETURNS	NO	YDS	AVG	FC	LG	TD	KICKOFF RETURNS	NO	YDS	AVG	FC	LG	TD			
P. Harvin	1	87	87.0	0	87	1	T. Holliday	5	105	21.0	0	32	0	T. Holliday	5	105	21.0	0	32	0	T. Holliday	5	105	21.0	0	32	0			
G. Tate	1	20	20.0	0	20	0	[TOUCHBACK]	3	0	0.0	0	0	0	[TOUCHBACK]	3	0	0.0	0	0	0	[TOUCHBACK]	3	0	0.0	0	0	0			
RETURNS	2	107	53.5	0	87	1	RETURNS	5	105	21.0	0	32	0	RETURNS	5	105	21.0	0	32	0	RETURNS	5	105	21.0	0	32	0			
Baltimore Ravens	Own	Opp.	Out	Baltimore Ravens	Own	Opp.	Out	Denver Broncos	Own	Opp.	Out	Denver Broncos	Own	Opp.	Out	Denver Broncos	Own	Opp.	Out	Denver Broncos	Own	Opp.	Out	Denver Broncos	Own	Opp.	Out			
FUMBLES	Fum	Lost	Rec.	Yds	TD	FF	Rec.	Yds	TD	Bnds	FUMBLES	Fum	Lost	Rec.	Yds	TD	FF	Rec.	Yds	TD	Bnds	FUMBLES	Fum	Lost	Rec.	Yds	TD	Bnds		
C. Clemons	0	0	0	0	0	2	0	0	0	0	K. Moreno	1	0	1	0	0	0	0	0	0	0	0	K. Moreno	1	0	1	0	0	0	
B. Maxwell	0	0	0	0	0	1	0	0	0	0	P. Manning	1	1	0	0	0	0	0	0	0	0	0	P. Manning	1	1	0	0	0	0	
C. McDonald	0	0	0	0	0	0	1	0	0	0	D. Thomas	1	1	0	0	0	0	0	0	0	0	0	D. Thomas	1	1	0	0	0	0	
M. Smith	0	0	0	0	0	0	1	7	0	0	M. Ramirez	1	0	0	-14	0	0	0	0	0	0	0	M. Ramirez	1	0	0	-14	0	0	0
TOTAL	0	0	0	0	0	3	2	7	0	0	TOTAL	4	2	2	-14	0	0	0	0	0	0	0	TOTAL	4	2	2	-14	0	0	0

### FINAL TEAM STATISTICS

SEAHAWKS				BRONCOS				SEAHAWKS				BRONCOS					
TOTAL FIRST DOWNS				17	18				FGs - PATs Had Blocked				0-0	0-0			
By Rushing				6	2				Net Punting Average				36.0	30.0			
By Passing				10	13				TOTAL RETURN YARDAGE (Not Including Kickoffs)				71	9			
By Penalty				3	1				No. and Yards Punt Returns				1	0-0			
THIRD DOWN EFFICIENCY				7-12-58%	6-13-46%				No. and Yards Kickoff Returns				2-107	5-105			
FOURTH DOWN EFFICIENCY				0-2-0%	0-3-0%				No. and Yards Interception Returns				2-71	0-0			
TOTAL NET YARDS				341	306				PENALTIES Number and Yards				10-104	5-44			
Total Offensive Plays (inc. times thrown passing)				55	64				FUMBLES Number and Lost				0-0	4-2			
Average gain per offensive play				6.2	4.8				TOUCHDOWNS				5	1			
NET YARDS RUSHING				135	27				Rushing				1	0			
Total Rushing Plays				29	14				Passing				2	1			
Average gain per rushing play				4.7	1.9				Interceptions				1	0			
Tackles for a loss-number and yards				3-3	3-7				Kickoff Returns				1	0			
NET YARDS PASSING				206	279				EXTRA POINTS Made-Attempts				5-5	1-1			
Times thrown - yards lost attempting to pass				0-0	1-1				Kicking Made-Attempts				5-5	0-0			
Gross yards passing				206	280				Rushing Made-Attempts				0-0	1-1			
PASS ATTEMPTS-COMPLETIONS-HAD INTERCEPTED				26-18-0	49-34-2				FIELD GOALS Made-Attempts				2-2	0-0			
Avg gain per pass play (inc.# thrown passing)				7.9	5.6				RED ZONE EFFICIENCY				2-4-50%	1-2-50%			
KICKOFFS Number-In End Zone-Touchbacks				8-61-0	3-4-0				GOAL TO GO EFFICIENCY				2-3-67%	0-0-0%			
PUNTS Number and Average				1-45-0	2-30-0				SAFETIES				1	0			
Had Blocked				0	0				FINAL SCORE				43	8			
									TIME OF POSSESSION				31:53	28:07			

### BRONCOS DEFENSIVE STATISTICS

(based on coaches' film review)

PLAYER	UT	A	TT	S-YDS	I-YDS	PD	FF	FR	PLAYER	UT	A	TT	S-YDS	I-YDS	PD	FF	FR
D. Trevathan	7	5	12	0-0	0-0	0	0	0	W. Woodyard	1	2	3	0-0	0-0	0	0	0
D. Ithenacho	5	4	9	0-0	0-0	0	0	0	S. Williams	2	0	2	0-0	0-0	0	0	0
M. Adams	6	0	6	0-0	0-0	0	0	0	P. Lenon	2	0	2	0-0	0-0	0	0	0
M. Jackson	4	1	5	0-0	0-0	1	0	0	M. Unrein	1	1	2	0-0	0-0	0	0	0
T. Knighton	4	1	5	0-0	0-0	0	0	0	D. Rodgers-Cromarie	1	0	1	0-0	0-0	0	0	0
C. Bailey	4	0	4	0-0	0-0	0	0	0	R. Carter	1	0	1	0-0	0-0	0	0	0
S. Phillips	1	3	4	0-0	0-0	0	0	0	R. Ayers	1	0	1	0-0	0-0	0	0	0
J. Mincey	0	4	4	0-0	0-0	0	0	0	TEAM TOTALS	43	21	64	0-0	0-0	2	0	0
N. Irving	3	0	3	0-0	0-0	1	0	0									
J. Mincey	2	0	2	1-8	0-0	0	0	0									



# Denver 26, New England 16

Sunday, Jan. 19, 2014 • 1:06 p.m. MST • Sports Authority Field at Mile High • Denver

WEATHER: Sunny, 63°, Wind W 9 mph • TIME: 2:57 • ATTENDANCE: 77,110

## 2013 AFC Championship Game

The Denver Broncos won their seventh AFC Championship with a 26-16 victory over the New England Patriots to position themselves for a matchup with the Seattle Seahawks in Super Bowl XLVIII in New York-New Jersey.

Denver was led early by a dominant defensive effort as the Patriots offense was forced to punt on each of their first three possessions of the game.

The Broncos put the first points on the board as kicker Matt Prater connected on a 27-yard field goal in the first quarter.

On Denver's first series of the second frame, the offense manufactured a 15-play, 93-yard scoring drive by relying on the running game. Running backs Knowshon Moreno and Montee Ball combined for 58 yards on eight carries (7.25 avg.). The drive concluded with a 1-yard touchdown reception by tight end Jacob Tamme.

New England scored their first points of the game when kicker Stephen Gostkowski made a 47-yard attempt with 2:54 left in the second quarter.

Denver was able to add a late second quarter field goal and enter halftime with a 13-3 lead.

Quarterback Peyton Manning (32-of-43 passing for 400 yds., 2 TDs, 0 INT) led the Broncos on a 13-play, 80-yard scoring drive to open the second half. Manning completed 6-of-7 passes on the series for 53 yards, which concluded with a 3-yard touchdown reception by wide receiver Demaryius Thomas (7 rec. for 134 yds., 1 TD).

Prater made his third field goal of the game early in the fourth quarter to increase the Broncos' lead to 23-3.

On the ensuing series, Patriots quarterback Tom Brady (24-of-38 passing for 277 yds., 1 TD, 0 INT) led New England's offense on a 9-play drive in which he completed 6-of-9 passes for 80 yards and a 7-yard touchdown pass to wide receiver Julian Edelman (10 rec. for 89 yds., 1 TD).

After Prater became the first Broncos' kicker in team history to make four field goals in a playoff game, Brady again led the Patriots on a scoring series. New England executed another 80-yard touchdown drive that resulted in a 5-yard run by Brady to cut the deficit to 26-16 with 3:06 left in the game. The Patriots would fail to convert on a two-point conversion attempt.

Gostkowski attempted a squib kick and wide receiver Eric Decker caught the ball to give Denver possession.

Denver would convert two first downs to drain the clock and preserve the 26-16 win over the Patriots to send the Broncos to their seventh Super Bowl.

### OFFICIALS

**Referee** — Tony Corrente (99); **Umpire** — Paul King (121); **Head Linesman** — Kent Payne (79); **Line Judge** — John Hussey (35); **Side Judge** — Tom Hill (97); **Field Judge** — Craig Wrostad (4); **Back Judge** — Greg Wilson (119); **Replay** — Carl Madsen.

## DENVER BRONCOS

### OFFENSE

**WR** 88 D. Thomas  
**LT** 75 C. Clark  
**LG** 68 Z. Beadles  
**C** 66 M. Ramirez  
**RG** 65 L. Vasquez  
**RT** 74 O. Franklin  
**TE** 80 J. Thomas  
**WR** 87 E. Decker  
**WR** 83 W. Welker  
**QB** 18 P. Manning  
**RB** 27 K. Moreno

### DEFENSE

**LDE** 97 M. Jackson  
**DT** 92 S. Williams  
**NT** 94 T. Knighton  
**RDE** 90 S. Phillips  
**SLB** 56 N. Irving  
**MLB** 51 P. Lenon  
**WLB** 59 D. Trevathan  
**LCB** 24 C. Bailey  
**RCB** 45 D. Rodgers-Cromartie  
**SS** 33 D. Ihenacho  
**FS** 20 M. Adams

**BRONCOS SUBSTITUTIONS:** P 4 B.Colquitt, K 5 M.Prater, WR 11 T.Holliday, WR 12 A.Caldwell, CB 23 Q.Jammer, RB 28 M.Ball, S 29 M.Huff, S 30 D.Barton, S 31 O.Bolden, CB 32 T.Carter, CB 36 K.Webster, LS 46 A.Brewer, LB 52 W.Woodyard, LB 53 S.Johnson, LB 54 B.Marshall, DE 57 J.Mincey, C 60 S.Vallos, T 77 W.Justice, TE 84 J.Tamme, TE 85 V.Green, DE 91 R.Ayers, DT 96 M.Unrein.  
**DID NOT PLAY:** QB 17 B.Osweller, RB 22 C.Anderson. **INACTIVE:** QB 2 Z.Dysert, RB 21 R.Hillman, CB 34 M.Cole, T 70 V.Painter, G 73 C.Kuper, TE 81 J.Dressen, DT 98 S.Fua.

## NEW ENGLAND PATRIOTS

### OFFENSE

**WR** 80 D. Amendola  
**LT** 77 N. Solder  
**LG** 70 L. Mankins  
**C** 62 R. Wendell  
**RG** 63 D. Connolly  
**RT** 61 M. Cannon  
**TE** 47 M. Hoomanawanui  
**WR** 11 J. Edelman  
**QB** 12 T. Brady  
**RB** 46 J. Develin  
**RB** 34 S. Vereen

### DEFENSE

**LE** 50 R. Ninkovich  
**DT** 71 S. Siliga  
**DT** 94 Chr. Jones  
**RE** 95 Cha. Jones  
**LB** 91 J. Collins  
**CB** 25 K. Arrington  
**LB** 54 D. Hightower  
**LCB** 31 A. Talib  
**RCB** 37 A. Dennard  
**S** 28 S. Gregory  
**S** 32 D. McCourty

**PATRIOTS SUBSTITUTIONS:** K 3 S.Gostkowski, P 6 R.Allen, WR 10 A.Collie, WR 17 A.Dobson, WR 18 M.Slater, RB 22 S.Ridley, CB 26 L.Ryan, DB 27 T.Wilson, RB 29 L.Blount, DB 30 D.Harmon, S 36 K.Davis, RB 38 B.Bolden, DB 43 N.Ebner, LS 48 D.Aiken, LB 52 D.Fletcher, LB 53 J.Davis, LB 59 C.White, DT 72 J.Vellano, OL 74 W.Svitke, TE 88 M.Mulligan, DE 96 A.Carter, DT 99 M.Buchanan.  
**DID NOT PLAY:** QB 15 R.Mallett, OL 67 J.Kline. **INACTIVE:** DB 41 J.Green, TE 45 D.Williams, LB 58 S.Beauharnais, OL 64 C.Barker, WR 85 K.Thompkins, DT 90 I.Sopoaga, DE 92 J.Bequette.

		1	2	3	4	OT	TOTAL	FIELD GOALS (made ( ) missed)
<b>VISITOR</b>	New England Patriots	0	3	0	13	0	16	S. Gostkowski (47)
<b>HOME</b>	Denver Broncos	3	10	7	6	0	26	M. Prater (27) (35) (19) (54)

Team	Qtr	Clock Time	PLAY DESCRIPTION (Extra Point) (Drive Info)	SCORE Visitor Home
BRONCOS	1	3:43	M. Prater 27 yd. Field Goal (10-73, 4:07)	0 3
BRONCOS	2	7:50	J. Tamme 1 yd. pass from P. Manning (M. Prater kick) (15-93, 7:01)	0 10
PATRIOTS	2	2:54	S. Gostkowski 47 yd. Field Goal (9-51, 4:56)	3 10
BRONCOS	2	0:25	M. Prater 35 yd. Field Goal (8-63, 2:29)	3 13
BRONCOS	3	7:52	D. Thomas 3 yd. pass from P. Manning (M. Prater kick) (13-80, 7:08)	3 20
BRONCOS	4	12:02	M. Prater 19 yd. Field Goal (9-60, 5:23)	3 23
PATRIOTS	4	9:26	J. Edelman 7 yd. pass from T. Brady (S. Gostkowski kick) (9-80, 2:36)	10 23
BRONCOS	4	7:00	M. Prater 54 yd. Field Goal (6-39, 2:26)	10 26
PATRIOTS	4	3:07	T. Brady 5 yd. run (run failed) (10-80, 3:53)	16 26

FINAL INDIVIDUAL STATISTICS																					
New England Patriots										Denver Broncos											
RUSHING	ATT	YDS	AVG	LG	TD					RUSHING	ATT	YDS	AVG	LG	TD						
S. Vereen	4	34	8.5	11	0					K. Moreno	14	59	4.2	28	0						
S. Ridley	5	17	3.4	8	0					M. Ball	12	43	3.6	9	0						
T. Brady	2	7	3.5	5	1					V. Green	1	6	6.0	6	0						
L. Blount	5	6	1.2	3	0					P. Manning	1	-1	-1.0	-1	0						
TOTAL	16	64	4.0	11	1					TOTAL	28	107	3.8	28	0						
PASSING	ATT	CMP	YDS	TKD/ YD	TD	LG	IN	Rtg.		PASSING	ATT	CMP	YDS	TKD/ YD	TD	LG	IN	Rtg.			
T. Brady	38	24	277	2/21	1	27	0	93.9		P. Manning	43	32	400	0/0	2	37	0	118.4			
TOTAL	38	24	277	2/21	1	27	0	93.9		TOTAL	43	32	400	0/0	2	37	0	118.4			
PASS RECEIVING	NO	YDS	AVG	LG	TD					PASS RECEIVING	NO	YDS	AVG	LG	TD						
J. Edelman	10	89	8.9	18	1					J. Thomas	8	85	10.6	37	0						
S. Vereen	5	59	11.8	24	0					D. Thomas	7	134	19.1	30	1						
A. Collie	4	57	14.3	20	0					E. Decker	5	73	14.6	21	0						
A. Dobson	2	33	16.5	27	0					W. Welker	4	38	9.5	16	0						
M. Hoomanawanui	2	33	16.5	18	0					M. Ball	3	13	4.3	12	0						
M. Mulligan	1	6	6.0	6	0					J. Tamme	2	24	12.0	23	1						
										K. Moreno	2	22	11.0	18	0						
										A. Caldwell	1	11	11.0	11	0						
TOTAL	24	277	11.5	27	1					TOTAL	32	400	12.5	37	2						
INTERCEPTIONS	NO	YDS	AVG	LG	TD					INTERCEPTIONS	NO	YDS	AVG	LG	TD						
TOTAL	0	0	0.0	0	0					TOTAL	0	0	0.0	—	0						
PUNTING	NO	YDS	AVG	NET	TB	IN20	LG			PUNTING	NO	YDS	AVG	NET	TB	IN20	LG				
R. Allen	3	147	49.0	49.0	0	3	60			B. Colquitt	1	48	48.0	28.0	1	0	48				
TOTAL	3	147	49.0	49.0	0	3	60			TOTAL	1	48	48.0	28.0	1	0	48				
PUNT RETURNS [TOUCHBACK]	NO	YDS	AVG	FC	LG	TD				PUNT RETURNS	NO	YDS	AVG	FC	LG	TD					
	1	0	0.0	0	0	0				E. Decker	0	0	0.0	1	0	0					
										[DOWNED]	2	0	0.0	0	0	0					
RETURNS	0	0	0.0	0	—	0				RETURNS	0	0	0.0	1	0	0					
KICKOFF RETURNS [TOUCHBACK]	NO	YDS	AVG	FC	LG	TD				KICKOFF RETURNS	NO	YDS	AVG	FC	LG	TD					
	7	0	0.0	0	0	0				T. Holliday	1	4	4.0	0	4	0					
										[TOUCHBACK]	2	0	0.0	0	0	0					
RETURNS	0	0	0.0	0	—	0				RETURNS	1	4	4.0	0	4	0					
Baltimore Ravens	Own					Opp.					Denver Broncos	Own					Opp.				
FUMBLES	Fum	Lost	Rec.	Yds	TD	FF	Rec.	Yds	TD	Bnds	FUMBLES	Fum	Lost	Rec.	Yds	TD	FF	Rec.	Yds	TD	Bnds
TOTAL	0	0	0	0	0	0	0	0	0	0	TOTAL	0	0	0	0	0	0	0	0	0	0

FINAL TEAM STATISTICS																																		
PATRIOTS										BRONCOS					PATRIOTS										BRONCOS									
TOTAL FIRST DOWNS										19					27					FGs - PATs Had Blocked										0-0				
By Rushing										4					5					Net Punting Average										49.0				
By Passing										15					21					TOTAL RETURN YARDAGE (Not Including Kickoffs)										0				
By Penalty										0					1					No. and Yards Punt Returns										0-0				
THIRD DOWN EFFICIENCY										6-12-50%					7-13-54%					No. and Yards Kickoff Returns										0-0				
FOURTH DOWN EFFICIENCY										1-2-50%					1-1-100%					No. and Yards Interception Returns										0-0				
TOTAL NET YARDS										320					507					PENALTIES Number and Yards										2-15				
Total Offensive Plays (inc. times thrown passing)										56					71					FUMBLES Number and Lost										0-0				
Average gain per offensive play										5.7					7.1					TOUCHDOWNS										2				
NET YARDS RUSHING										64					107					Rushing										1				
Total Rushing Plays										16					28					Passing										1				
Average gain per rushing play										4.0					3.8					EXTRA POINTS Made-Attempts										1-2				
Tackles for a loss-number and yards										1-1					2-6					Kicking Made-Attempts										1-1				
NET YARDS PASSING										256					400					Rushing Made-Attempts										0-1				
Times thrown - yards lost attempting to pass										2-21					0-0					FIELD GOALS Made-Attempts										1-1				
Gross yards passing										277					400					RED ZONE EFFICIENCY										2-3-67%				
PASS ATTEMPTS-COMPLETIONS-HAD INTERCEPTED										38-24-0					43-32-0					GOAL TO GO EFFICIENCY										1-1-100%				
Avg gain per pass play (inc.# thrown passing)										6.4					9.3					SAFETIES										0				
KICKOFFS Number-In End Zone-Touchbacks										4-2-2					7-7-7					FINAL SCORE										16				
PUNTS Number and Average										3-49.0					1-48.0					TIME OF POSSESSION										24:16				
Had Blocked										0					0															35:44				

BRONCOS DEFENSIVE STATISTICS																							
(based on coaches' film review)																							
PLAYER	UT	A	TT	S-YDS	I-YDS	PD	FF	FR							PLAYER	UT	A	TT	S-YDS	I-YDS	PD	FF	FR
D. Trevathan	8	0	8	0-0	0-0	0	0	0							W. Woodyard	2	0	2	0-0	0-0	0	0	0
D. thenacho	4	1	5	0-0	0-0	0	0	0							S. Phillips	2	0	2	0-0	0-0	0	0	0
T. Knighton	4	0	4	1-10	0-0	0	0	0							R. Ayers	1	0	1	1-11	0-0	0	0	0
M. Adams	4	0	4	0-0	0-0	1	0	0							P. Lenon	1	0	1	0-0	0-0	0	0	0
T. Carter	3	1	4	0-0	0-0	2	0	0							D. Bruton	1	0	1	0-0	0-0	0	0	0
D. Rodgers-Cromartie	3	0	3	0-0	0-0	1	0	0							M. Huff	1	0	1	0-0	0-0	0	0	0
C. Bailey	3	0	3	0-0	0-0	0	0	0							M. Jackson	0	0	0	0-0	0-0	1	0	0
N. Irving	2	0	2	0-0	0-0	0	0	0							TEAM TOTALS	39	2	41	2-21	0-0	5	0	0



## Denver 24, San Diego 17

Sunday, Jan. 12, 2014 • 2:40 p.m. MST • Sports Authority Field at Mile High • Denver

WEATHER: PARTLY CLOUDY, 41°, WIND NW 17 MPH • TIME: 3:13 • ATTENDANCE: 76,969

### 2013 AFC Divisional Playoff Game

The Denver Broncos defeated their AFC West rival San Diego Chargers 24-17 in the divisional round on a windy afternoon at Sports Authority Field at Mile High.

Denver's defense shut out the Chargers through three quarters and held on through the final frame to help the Broncos advance to their ninth-ever AFC Championship Game.

After forcing the Chargers to punt on the opening series of the game, quarterback Peyton Manning led the Broncos offense on a 14-play, 86-yard drive that culminated in a 2-yard touchdown reception by wide receiver Demaryius Thomas (8 rec. for 54 yds., 1 TD) to give Denver the early lead.

San Diego recovered a fumble by tight end Julius Thomas in the second quarter but kicker Nick Novak missed a 53-yard field goal attempt.

Denver was able to take advantage of the good field position as Manning completed a 3-yard touchdown pass to wide receiver Wes Welker on its ensuing possession.

The Broncos were able to move the ball deep into San Diego territory at the end of the half, but Manning was intercepted in the end zone and the Broncos entered halftime with a 14-0 lead.

On the opening drive of the third quarter, Manning (25-of-36 passing for 230 yds., 2 TDs, 1 INT) completed 5-of-7 passes for 36 yards and kicker Matt Prater made a 45-yard field goal attempt.

The Broncos defense remained stout throughout the third quarter before quarterback Philip Rivers (18-of-27 passing for 217 yds., 2 TDs, 0 INT) completed a 16-yard touchdown pass to rookie wide receiver Keenan Allen with 12:59 left in the final frame.

Denver's offense conducted its own scoring drive on the next series as running back Knowshon Moreno scampered for a 3-yard touchdown run to increase the Broncos' lead to 24-7.

On San Diego's next possession, Rivers and Allen (6 rec. for 142 yds., 2 TDs) connected again on a 16-yard touchdown pass. The Chargers attempted an onside kick and cornerback Richard Marshall recovered the ball after it deflected off of Broncos wide receiver Eric Decker.

San Diego's opportunistic offense, led by Rivers, orchestrated an 8-play, 48-yard drive that resulted in a 30-yard field goal by Novak to reduce Denver's lead to 24-17.

After a Chargers' squib kick, the Broncos gained possession of the ball with 5:40 left in the game. Denver would convert three critical third downs, including a 21-yard pass from Manning to Julius Thomas (6 rec. for 76 yds, 0 TDs) on 3rd down and 17, to preserve the win.

#### OFFICIALS

**Referee** — Clete Blakeman (34); **Umpire** — Fred Bryan (11); **Head Linesman** — Jim Mello (48); **Line Judge** — Jeff Seeman (45); **Side Judge** — Dave Wyant (16); **Field Judge** — Bob Waggoner (25); **Back Judge** — Dino Paganelli (105); **Replay** — Mark Burns.

### DENVER BRONCOS

#### OFFENSE

**WR** 88 D. Thomas  
**LT** 75 C. Clark  
**LG** 68 Z. Beadles  
**C** 66 M. Ramirez  
**RG** 65 L. Vasquez  
**RT** 74 O. Franklin  
**TE** 80 J. Thomas  
**WR** 87 E. Decker  
**WR** 83 W. Welker  
**QB** 18 P. Manning  
**RB** 27 K. Moreno

#### DEFENSE

**LDE** 97 M. Jackson  
**DT** 92 S. Williams  
**NT** 94 T. Knighton  
**RDE** 90 S. Phillips  
**SLB** 56 N. Irving  
**MLB** 51 P. Lenon  
**WLB** 59 D. Trevathan  
**LCB** 25 C. Harris Jr.  
**RCB** 45 D. Rodgers-Cromartie  
**SS** 33 D. Ihenacho  
**FS** 20 M. Adams

**BRONCOS SUBSTITUTIONS:** P 4 B.Colquitt, K 5 M.Prater, WR 11 T.Holliday, WR 12 A.Caldwell, CB 23 Q.Jammer, CB 24 C.Bailey, RB 28 M.Ball, S 29 M.Huff, S 30 D.Bruton, S 31 O.Bolden, CB 36 K.Webster, LS 46 A.Brewer, LB 52 W.Woodyard, LB 53 S.Johnson, LB 54 B.Marshall, DE 57 J.Mincey, C 60 S.Vallos, TE 84 J.Tamme, TE 85 V.Green, DE 91 R.Ayers, DT 96 M.Unrein. **DID NOT PLAY:** QB 17 B.Osweller, RB 22 C.Anderson, T 77 W.Justice. **INACTIVE:** QB 2 Z.Dysett, RB 21 R.Hillman, CB 32 T.Carter, G 73 C.Kuper, TE 81 J.Dreessen, DE 95 D.Wolfe, DT 98 S.Fua.

### SAN DIEGO CHARGERS

#### OFFENSE

**TE** 89 L. Green  
**WR** 13 K. Allen  
**LT** 77 K. Dunlap  
**LG** 78 C. Rinehart  
**C** 61 N. Hardwick  
**RG** 63 J. Troutman  
**RT** 76 D. Fluker  
**TE** 85 A. Gates  
**WR** 11 E. Royal  
**QB** 17 P. Rivers  
**RB** 24 R. Mathews

#### DEFENSE

**RE** 94 C. Liuget  
**LE** 91 K. Reyes  
**OLB** 54 M. Ingram  
**ILB** 50 M. Te'o  
**ILB** 56 D. Butler  
**OLB** 96 J. Johnson  
**LCB** 31 R. Marshall  
**RCB** 29 S. Wright  
**SS** 38 M. Gilchrist  
**FS** 37 J. Addae  
**FS** 32 E. Weddle

**CHARGERS SUBSTITUTIONS:** P 5 M.Scifres, K 9 N.Novak, WR 16 S.Ajrotutu, CB 20 C.Butler, CB 22 D.Cox, RB 23 R.Brown, S 25 D.Stuckey, FB 33 L.McClain, RB 39 D.Woodhead, LS 47 M.Windt, ILB 52 R. Walker, OLB 58 T.Williams, ILB 59 A.Gachkar, G-T 70 S.Schilling, DE 71 L.Guy, C-G 74 R.Ohrnberger, TE 81 J.Byrne, WR 86 V.Brown, OLB 90 T.Keiser, DT 92 C.Thomas, ILB 97 B.Bird. **DID NOT PLAY:** QB 6 C.Whitehurst, T 69 W.Smith, DT 95 K. Geathers. **INACTIVE:** QB 4 B.Sorensen, WR-KR 10 L.Hawkins, SS 28 B.Taylor, CB 35 M.Cromartie, G-T 66 J.Clary, T 72 K.Wiggins, DE 98 S.Lissemore.

			1	2	3	4	OT	TOTAL	FIELD GOALS (made / ) missed
<b>VISITOR</b>	Baltimore Ravens		14	7	7	7	3	38	J. Tucker (47)
<b>HOME</b>	Denver Broncos		14	7	7	7	0	35	M. Prater 52SH
Team	Qtr	Clock Time	PLAY DESCRIPTION (Extra Point) (Drive Info)					SCORE	
								Visitor	Home
BRONCOS	1	2:25	D. Thomas 2 yd. pass from P. Manning (M. Prater kick) (14-86, 7:01)					0	7
BRONCOS	2	6:00	W. Welker 3 yd. pass from P. Manning (M. Prater kick) (9-57, 5:13)					0	14
BRONCOS	3	9:35	M. Prater 45 yd. Field Goal (12-37, 5:25)					0	17
CHARGERS	4	12:59	K. Allen 16 yd. pass from P. Rivers (N. Novak kick) (6-63, 3:08)					7	17
BRONCOS	4	8:12	K. Moreno 3 yd. run (M. Prater kick) (9-81, 4:47)					7	24
CHARGERS	4	5:43	K. Allen 16 yd. pass from P. Rivers (N. Novak kick) (7-80, 2:29)					14	24
CHARGERS	4	3:53	N. Novak 30 yd. Field Goal (8-48, 1:50)					17	24

FINAL INDIVIDUAL STATISTICS																			
San Diego Chargers										Denver Broncos									
RUSHING	ATT	YDS	AVG	LG	TD	RUSHING	ATT	YDS	AVG	LG	TD	RUSHING	ATT	YDS	AVG	LG	TD	RUSHING	ATT
D. Woodhead	9	29	3.2	8	0	K. Moreno	23	82	3.6	14	1	P. Manning	36	25	230	0/0	2	21	1
R. Mathews	5	26	5.2	16	0	M. Ball	10	52	5.2	9	0	P. Manning	1	-1	-1.0	-1	0		
P. Rivers	3	10	3.3	6	0														
R. Brown	1	0	0.0	0	0														
TOTAL	18	65	3.6	16	0	TOTAL	34	133	3.9	14	1								
PASSING	ATT	CMP	YDS	TD	LG	INT	Rtg.	PASSING	ATT	CMP	YDS	TD	LG	INT	Rtg.	PASSING	ATT	CMP	YDS
P. Rivers	27	18	217	4/23	2	49	0	115.8	P. Manning	36	25	230	0/0	2	21	1	93.5		
TOTAL	27	18	217	4/23	2	49	0	115.8	TOTAL	36	25	230	0/0	2	21	1	93.5		
PASS RECEIVING	NO	YDS	AVG	LG	TD	PASS RECEIVING	NO	YDS	AVG	LG	TD	PASS RECEIVING	NO	YDS	AVG	LG	TD	PASS RECEIVING	NO
K. Allen	6	142	23.7	49	2	D. Thomas	8	54	6.8	9	1	D. Thomas	8	54	6.8	9	1	D. Thomas	8
R. Brown	4	18	4.5	5	0	J. Thomas	6	76	12.7	21	0	J. Thomas	6	76	12.7	21	0	J. Thomas	6
D. Woodhead	3	10	3.3	7	0	W. Welker	6	38	6.3	8	1	W. Welker	6	38	6.3	8	1	W. Welker	6
A. Gates	2	10	5.0	5	0	E. Decker	2	32	16.0	19	0	E. Decker	2	32	16.0	19	0	E. Decker	2
L. Green	2	7	3.5	5	0	A. Caldwell	1	15	15.0	15	0	A. Caldwell	1	15	15.0	15	0	A. Caldwell	1
E. Royal	1	30	30.0	30	0	K. Moreno	1	12	12.0	12	0	K. Moreno	1	12	12.0	12	0	K. Moreno	1
TOTAL	18	217	12.1	49	2	V. Green	1	3	3.0	3	0	V. Green	1	3	3.0	3	0	V. Green	1
TOTAL						TOTAL	25	230	9.2	21	2	TOTAL	25	230	9.2	21	2	TOTAL	25
INTERCEPTIONS	NO	YDS	AVG	LG	TD	INTERCEPTIONS	NO	YDS	AVG	LG	TD	INTERCEPTIONS	NO	YDS	AVG	LG	TD	INTERCEPTIONS	NO
D. Butler	1	0	0.0	0	0														
TOTAL	1	0	0.0	0	0	TOTAL	0	0	0.0	—	0	TOTAL	0	0	0.0	—	0	TOTAL	0
PUNTING	NO	YDS	AVG	NET	TB	IN20	LG	PUNTING	NO	YDS	AVG	NET	TB	IN20	LG	PUNTING	NO	YDS	AVG
M. Scifres	4	207	51.8	30.3	1	1	62												
TOTAL	4	207	51.8	30.3	1	1	62	TOTAL	0	0	0.0	0.0	0	0	—				
PUNT RETURNS	NO	YDS	AVG	FC	LG	TD	PUNT RETURNS	NO	YDS	AVG	FC	LG	TD	PUNT RETURNS	NO	YDS	AVG	FC	LG
							E. Decker	3	66	22.0	0	47	0	E. Decker	3	66	22.0	0	47
							[TOUCHBACK]	1	0	0.0	0	0	0	[TOUCHBACK]	1	0	0.0	0	0
RETURNS	0	0	0.0	0	—	0	RETURNS	3	66	22.0	0	47	0	RETURNS	3	66	22.0	0	47
KICKOFF RETURNS	NO	YDS	AVG	FC	LG	TD	KICKOFF RETURNS	NO	YDS	AVG	FC	LG	TD	KICKOFF RETURNS	NO	YDS	AVG	FC	LG
[TOUCHBACK]	5	0	0.0	0	0	0	T. Holliday	3	77	25.7	0	37	0	T. Holliday	3	77	25.7	0	37
RETURNS	0	0	0.0	0	—	0	RETURNS	3	77	25.7	0	37	0	RETURNS	3	77	25.7	0	37
Baltimore Ravens	Fum	Lost	Own	Yds	TD	Opp.	Yds	TD	Out	Denver Broncos	Fum	Lost	Own	Yds	TD	Opp.	Yds	TD	Out
J. Addae	0	0	0	0	0	1	0	0	0	J. Thomas	1	1	0	0	0	0	0	0	0
R. Marshall	0	0	0	0	0	1	1	0	0										
TOTAL	0	0	0	0	0	1	1	0	0	TOTAL	1	1	0	0	0	0	0	0	0

FINAL TEAM STATISTICS																			
CHARGERS										BRONCOS									
TOTAL FIRST DOWNS						13						26						FGs - PATs Had Blocked	0-0
By Rushing						1						13						Net Punting Average	30.3
By Passing						10						11						TOTAL RETURN YARDAGE (Not Including Kickoffs)	0
By Penalty						2						2						No. and Yards Punt Returns	0-0
THIRD DOWN EFFICIENCY						4-12-33%						9-13-69%						No. and Yards Kickoff Returns	0-0
FOURTH DOWN EFFICIENCY						1-1-100%						0-0-0%						No. and Yards Interception Returns	1-0
TOTAL NET YARDS						259						363						PENALTIES Number and Yards	8-63
Total Offensive Plays (inc. times thrown passing)						49						70						FUMBLES Number and Lost	0-0
Average gain per offensive play						5.3						5.2						TOUCHDOWNS	2
NET YARDS RUSHING						65						133						Rushing	0
Total Rushing Plays						18						34						Passing	2
Average gain per rushing play						3.6						3.9						EXTRA POINTS Made-Attempts	2-2
Tackles for a loss-number and yards						0-0						2-3						Kicking Made-Attempts	2-2
NET YARDS PASSING						194						230						FIELD GOALS Made-Attempts	1-2
Times thrown - yards lost attempting to pass						4-23						0-0						RED ZONE EFFICIENCY	2-3-67%
Gross yards passing						217						230						GOAL TO GO EFFICIENCY	0-0-0%
PASS ATTEMPTS-COMPLETIONS-HAD INTERCEPTED						27-18-0						36-25-1						SAFETIES	0
Avg gain per pass play (inc.# thrown passing)						6.3						6.4						FINAL SCORE	17
KICKOFFS Number-In End Zone-Touchbacks						4-2-0						5-5-5						TIME OF POSSESSION	24:33
PUNTS Number and Average						4-51.8						0-0.0							35:27
Had Blocked						0						0							

BRONCOS DEFENSIVE STATISTICS																			
(based on coaches' film review)																			
PLAYER	UT	A	TT	S-YDS	I-YDS	PD	FF	FR	PLAYER	UT	A	TT	S-YDS	I-YDS	PD	FF	FR	PLAYER	UT
D. Rodgers-Cromartie	4	0	4	0-0	0-0	3	0	0	C. Harris Jr.	2	0	2	0-0	0-0	1	0	0	C. Harris Jr.	2
C. Bailey	4	0	4	0-0	0-0	0	0	0	M. Adams	2	0	2	0-0	0-0	0	0	0	M. Adams	2
D. Trevathan	3	1	4	0-0	0-0	0	0	0	W. Woodyard	1	1	2	0-0	0-0	0	0	0	W. Woodyard	1
Q. Jammer	3	1	4	0-0	0-0	0	0	0	R. Ayers	1	1	2	0-0	0-0	0	0	0	R. Ayers	1
M. Jackson	3	0	3	1-5	0-0	0	0	0	P. Lenon	1	0	1	0-0	0-0	0	0	0	P. Lenon	1
N. Irving	3	0	3	0-0	0-0	0	0	0	D. Ihenacho	1	0	1	0-0	0-0	0	0	0	D. Ihenacho	1
T. Knighton	2	1	3	0-0	0-0	0	0	0	S. Williams	0	1	1	0-0	0-0	0	0	0	S. Williams	0
S. Phillips	2	0	2	2-10	0-0	0	0	0	TEAM TOTALS	34	6	40	4-23	0-0	4	0	0	TEAM TOTALS	34





## Baltimore 38, Denver 35 OT

Saturday, Jan. 12, 2013 • 2:36 p.m. MST • Sports Authority Field at Mile High • Denver

WEATHER: Partly Cloudy, 13°, Wind E 8 mph • TIME: 4:11 • ATTENDANCE: 76,732

### 2012 AFC Divisional Playoff Game

The No. 1-seed Denver Broncos played the fourth-longest game in NFL history, eventually falling to the No. 4-seed Baltimore Ravens 38-35 in the second overtime in front of 76,732 fans at Sports Authority Field at Mile High.

Despite a temperature of 13 degrees at kickoff, marking the coldest postseason game in Broncos history, the teams combined for 877 yards and 73 points in the thriller.

Special teams played a key role for the Broncos early on as midseason acquisition Trindon Holliday returned his first punt 90 yards for a touchdown to give Denver an early 7-0 advantage.

Baltimore answered quickly, as quarterback Joe Flacco hit wide receiver Torrey Smith for a 59-yard scoring pass to knot the score at seven apiece.

The Ravens' momentum continued on Denver's next drive, when cornerback Corey Graham caught a deflected pass and took the interception 39 yards for a touchdown and a 14-7 Baltimore lead.

Broncos quarterback Peyton Manning, who completed 28-of-43 passes (65.1%) for 290 yards and three touchdowns with two interceptions (88.3 rtg.) on the day, recovered from the miscue to lead a 74-yard scoring series—capping the drive with a 15-yard touchdown pass to wide receiver Brandon Stokley.

In the second frame, the Broncos marched 86 yards on eight plays, finishing the scoring drive with a 14-yard strike from Manning to tailback Knowshon Moreno. Flacco and Smith collaborated again to tie the game again just before halftime.

Holliday swung the momentum in Denver's favor again by taking the opening second-half kickoff 104 yards for a touchdown to become the first player in NFL history to score a touchdown on a punt return and a kickoff return.

Denver drove near midfield and threatened to extend its lead near the end of the third quarter before Manning's fumble in the pocket was recovered by Ravens defensive end Paul Kruger.

Four plays later, Baltimore running back Ray Rice scored on a 1-yard touchdown run to tie to the game at 28-28.

Wide receiver Demaryius Thomas caught a 17-yard touchdown pass from Manning with 7:18 remaining, and Denver stopped Baltimore on fourth down on its ensuing possession, but Flacco was able to hit wide receiver Jacoby Jones for a 70-yard touchdown with :31 seconds remaining to send the game to overtime.

The teams battled through a scoreless first overtime, but after a Manning interception near midfield at the end of the fifth frame, the Ravens advanced with a 47-yard field goal by kicker Justin Tucker.

#### OFFICIALS

**Referee** — Bill Vinovich (52); **Umpire** — Undrey Wash (96); **Head Linesman** — George Hayward (54); **Line Judge** — Ron Marinucci (107); **Side Judge** — Ronald Tolbert (62); **Field Judge** — Bob Waggoner (25); **Back Judge** — Billy Smith (2); **Replay** — Tom Sifferman.

### DENVER BRONCOS

#### OFFENSE

**WR** 88 D. Thomas  
**LT** 78 R. Clady  
**LG** 68 Z. Beadles  
**C** 67 D. Koppen  
**RG** 65 M. Ramirez  
**RT** 74 O. Franklin  
**TE** 81 J. Dressen  
**WR** 87 E. Decker  
**QB** 18 P. Manning  
**RB** 27 K. Moreno  
**WR** 14 B. Stokley

#### DEFENSE

**LDE** 95 D. Wolfe  
**NT** 97 J. Bannan  
**DT** 99 K. Vickerson  
**RDE** 92 E. Dumervil  
**SLB** 58 V. Miller  
**MLB** 57 K. Brooking  
**WLB** 55 D. Williams  
**LCB** 24 C. Bailey  
**RCB** 25 C. Harris  
**FS** 26 R. Moore  
**SS** 20 M. Adams

**BRONCOS SUBSTITUTIONS:** P 4 B.Colquhitt, K 5 M.Prater, WR 11 T.Holliday, WR 12 M.Willis, RB 21 R.Hillman, SS 30 D.Bruton, CB 31 O.Bolden, CB 32 T.Carter, RB 35 L.Ball, FS 36 J.Leonhard, FB 40 J.Hester, LS 46 A.Brewer, MLB 53 S.Johnson, WLB 55 D.Williams, SLB 56 N.Irving, WLB 59 D.Trevathan, G 65 M.Ramirez, DL 70 M.Jackson, T 75 C.Clark, TE 84 J.Tamme, TE 85 V.Green, DE 91 R.Ayers, NT 96 M.Unrein. **DID NOT PLAY:** QB 6 B.Osweller. **INACTIVE:** QB 16 C.Hanie, WR 17 A.Caldwell, CB 22 T.Porter, FB 49 C.Gronkowski, C/G 54 C.Davis, TE 80 J.Thomas, NT 98 S.Siliga.

### BALTIMORE RAVENS

#### OFFENSE

**WR** 82 T. Smith  
**LT** 78 B. McKinnie  
**LG** 72 K. Osemele  
**C** 77 M. Birk  
**RG** 73 M. Yanda  
**RT** 74 M. Oher  
**TE** 84 E. Dickson  
**WR** 81 A. Boldin  
**QB** 5 J. Flacco  
**FB** 44 V. Leach  
**RB** 27 R. Rice

#### DEFENSE

**DT** 92 H. Ngata  
**NT** 96 M. Kemoeatu  
**DE** 99 P. Kruger  
**RUSH** 55 T. Suggs  
**WLB** 59 D. Ellerbe  
**MLB** 52 R. Lewis  
**LCB** 23 C. Brown  
**RCB** 24 C. Graham  
**SS** 31 B. Pollard  
**FS** 20 E. Reed

**RAVENS SUBSTITUTIONS:** P 4 S.Koch, K 9 J.Tucker, WR/RS 12 J.Jones, WR 17 T.Doss, CB 22 J.Smith, CB 25 A.Jackson, RB 30 B.Pierce, S 32 J.Hedigbo, RB 35 A.Allen, S 37 S.Considine, LS 46 M.Cox, LB 50 A.McClellan, LB 51 B.Ayanbadejo, LB 56 J.Bynes, NT 62 T.Cody, G 63 B.Williams, G/C 66 G.Gradkowski, TE 86 B.Bajema, TE 88 D.Pitts, DE 90 P.McPhee, OLB 91 C.Upshaw, DE 93 D.Tyson, DE 97 A.Jones. **DID NOT PLAY:** QB 2 T.Taylor. **INACTIVE:** WR/RS 16 D.Reed, S 38 D.Brown, CB 39 C.Johnson, OLB 54 A.Hamilton, G/T 70 R.Harewood, WR/RS 83 D.Thompson, DT 95 B.Hall.

		1	2	3	4	OT	TOTAL	FIELD GOALS (made ( ) missed)		
<b>VISITOR</b>	Baltimore Ravens	14	7	7	7	3	38	J. Tucker	(47)	
<b>HOME</b>	Denver Broncos	14	7	7	7	0	35	M. Prater	52SH	
Team	Qtr	Clock Time	PLAY DESCRIPTION (Extra Point) (Drive Info)				SCORE			
							Visitor		Home	
BRONCOS	1	12:14	T. Holliday 90 yd. punt return (M. Prater kick)				0		7	
RAVENS	1	10:31	T. Smith 59 yd. pass from J. Flacco (J. Tucker kick) (4-94, 1:43)				7		7	
RAVENS	1	9:49	C. Graham 39 yd. interception return (J. Tucker kick)				14		7	
BRONCOS	1	4:02	B. Stokley 15 yd. pass from P. Manning (M. Prater kick) (11-74, 4:57)				14		14	
BRONCOS	2	7:26	K. Moreno 14 yd. pass from P. Manning (M. Prater kick) (8-86, 3:35)				14		21	
RAVENS	2	0:36	T. Smith 32 yd. pass from J. Flacco (J. Tucker kick) (3-58, 0:40)				21		21	
BRONCOS	3	14:47	T. Holliday 104 yd. kickoff return (M. Prater kick)				21		28	
RAVENS	3	0:30	R. Rice 1 yd. run (J. Tucker kick) (5-37, 2:27)				28		28	
BRONCOS	4	7:11	D. Thomas 17 yd. pass from P. Manning (M. Prater kick) (10-88, 4:58)				28		35	
RAVENS	4	0:31	J. Jones 70 yd. pass from J. Flacco (J. Tucker kick) (3-77, 0:38)				35		35	
RAVENS	6	13:18	J. Tucker 47 yd. Field Goal (6-16, 2:33)				38		35	

### FINAL INDIVIDUAL STATISTICS

Baltimore Ravens												Denver Broncos															
RUSHING	ATT	YDS	AVG	LG	TD	RUSHING	ATT	YDS	AVG	LG	TD	RUSHING	ATT	YDS	AVG	LG	TD	RUSHING	ATT	YDS	AVG	LG	TD				
R. Rice	30	131	4.4	32	1	R. Hillman	22	83	3.8	11	0	R. Hillman	22	83	3.8	11	0	R. Hillman	22	83	3.8	11	0				
B. Pierce	5	14	2.8	4	0	K. Moreno	10	32	3.2	8	0	K. Moreno	10	32	3.2	8	0	K. Moreno	10	32	3.2	8	0				
J. Flacco	2	7	3.5	7	0	J. Hester	8	11	1.4	2	0	J. Hester	8	11	1.4	2	0	J. Hester	8	11	1.4	2	0				
V. Leach	1	3	3.0	3	0	P. Manning	1	-1	-1.0	-1	0	P. Manning	1	-1	-1.0	-1	0	P. Manning	1	-1	-1.0	-1	0				
T. Smith	1	0	0.0	0	0																						
TOTAL	39	155	4.0	32	1	TOTAL	41	125	3.0	11	0	TOTAL	41	125	3.0	11	0	TOTAL	41	125	3.0	11	0				
PASSING	ATT	CMP	YDS	TD	LG	INT	Rtg.	PASSING	ATT	CMP	YDS	TD	LG	INT	Rtg.	PASSING	ATT	CMP	YDS	TD	LG	INT	Rtg.				
J. Flacco	34	18	331	1/7	3	70	0	116.2	P. Manning	43	28	290	3/17	3	32	2	88.3	P. Manning	43	28	290	3/17	3	32	2	88.3	
TOTAL	34	18	331	1/7	3	70	0	116.2	TOTAL	43	28	290	3/17	3	32	2	88.3	TOTAL	43	28	290	3/17	3	32	2	88.3	
PASS RECEIVING	NO	YDS	AVG	LG	TD	PASS RECEIVING	NO	YDS	AVG	LG	TD	PASS RECEIVING	NO	YDS	AVG	LG	TD	PASS RECEIVING	NO	YDS	AVG	LG	TD				
A. Boldin	6	71	11.8	19	0	E. Decker	6	84	14.0	32	0	E. Decker	6	84	14.0	32	0	E. Decker	6	84	14.0	32	0				
T. Smith	3	98	32.7	59	2	J. Dreessen	6	46	7.7	11	0	J. Dreessen	6	46	7.7	11	0	J. Dreessen	6	46	7.7	11	0				
D. Pitta	3	55	18.3	24	0	J. Tamme	3	44	14.7	21	0	J. Tamme	3	44	14.7	21	0	J. Tamme	3	44	14.7	21	0				
E. Dickson	3	29	9.7	14	0	D. Thomas	3	37	12.3	17	1	D. Thomas	3	37	12.3	17	1	D. Thomas	3	37	12.3	17	1				
J. Jones	2	77	38.5	70	1	B. Stokley	3	27	9.0	15	1	B. Stokley	3	27	9.0	15	1	B. Stokley	3	27	9.0	15	1				
V. Leach	1	1	1.0	1	0	R. Hillman	3	20	6.7	11	0	R. Hillman	3	20	6.7	11	0	R. Hillman	3	20	6.7	11	0				
						K. Moreno	2	21	10.5	14	1	K. Moreno	2	21	10.5	14	1	K. Moreno	2	21	10.5	14	1				
						J. Hester	1	7	7.0	7	0	J. Hester	1	7	7.0	7	0	J. Hester	1	7	7.0	7	0				
						M. Willis	1	4	4.0	4	0	M. Willis	1	4	4.0	4	0	M. Willis	1	4	4.0	4	0				
TOTAL	18	331	18.4	70	3	TOTAL	28	290	10.4	32	3	TOTAL	28	290	10.4	32	3	TOTAL	28	290	10.4	32	3				
INTERCEPTIONS	NO	YDS	AVG	LG	TD	INTERCEPTIONS	NO	YDS	AVG	LG	TD	INTERCEPTIONS	NO	YDS	AVG	LG	TD	INTERCEPTIONS	NO	YDS	AVG	LG	TD				
C. Graham	2	39	19.5	39	1	C. Graham	2	39	19.5	39	1	C. Graham	2	39	19.5	39	1	C. Graham	2	39	19.5	39	1				
TOTAL	2	39	19.5	39	1	TOTAL	0	0	0.0	—	0	TOTAL	0	0	0.0	—	0	TOTAL	0	0	0.0	—	0				
PUNTING	NO	YDS	AVG	NET	TB	IN20	LG	PUNTING	NO	YDS	AVG	NET	TB	IN20	LG	PUNTING	NO	YDS	AVG	NET	TB	IN20	LG				
S. Koch	8	386	48.3	37.0	0	6	58	S. Koch	5	244	48.8	44.4	0	3	59	S. Koch	5	244	48.8	44.4	0	3	59				
TOTAL	8	386	48.3	37.0	0	6	58	TOTAL	5	244	48.8	44.4	0	3	59	TOTAL	5	244	48.8	44.4	0	3	59				
PUNT RETURNS	NO	YDS	AVG	FC	LG	TD	PUNT RETURNS	NO	YDS	AVG	FC	LG	TD	PUNT RETURNS	NO	YDS	AVG	FC	LG	TD	PUNT RETURNS	NO	YDS	AVG	FC	LG	TD
J. Jones	1	14	14.0	1	14	0	T. Holliday	3	90	30.0	1	90	1	T. Holliday	3	90	30.0	1	90	1	T. Holliday	3	90	30.0	1	90	1
T. Doss	1	8	8.0	0	8	0	J. Leonhard	0	0	0.0	1	0	0	J. Leonhard	0	0	0.0	1	0	0	J. Leonhard	0	0	0.0	1	0	0
E. Reed	1	0	0.0	0	0	0	[DOWNED]	2	0	0.0	0	0	0	[DOWNED]	2	0	0.0	0	0	0	[DOWNED]	2	0	0.0	0	0	0
[DOWNED]	1	0	0.0	0	0	0	[OUT OF BOUNDS]	1	0	0.0	0	0	0	[OUT OF BOUNDS]	1	0	0.0	0	0	0	[OUT OF BOUNDS]	1	0	0.0	0	0	0
RETURNS	3	22	7.3	1	14	0	RETURNS	3	90	30.0	2	90	1	RETURNS	3	90	30.0	2	90	1	RETURNS	3	90	30.0	2	90	1
KICKOFF RETURNS	NO	YDS	AVG	FC	LG	TD	KICKOFF RETURNS	NO	YDS	AVG	FC	LG	TD	KICKOFF RETURNS	NO	YDS	AVG	FC	LG	TD	KICKOFF RETURNS	NO	YDS	AVG	FC	LG	TD
J. Jones	4	64	16.0	0	24	0	T. Holliday	3	158	52.7	0	104	1	T. Holliday	3	158	52.7	0	104	1	T. Holliday	3	158	52.7	0	104	1
[TOUCHBACK]	3	0	0.0	0	0	0	L. Ball	1	13	13.0	0	13	0	L. Ball	1	13	13.0	0	13	0	L. Ball	1	13	13.0	0	13	0
							[TOUCHBACK]	2	0	0.0	0	0	0	[TOUCHBACK]	2	0	0.0	0	0	0	[TOUCHBACK]	2	0	0.0	0	0	0
RETURNS	4	64	16.0	0	24	0	RETURNS	4	171	42.8	0	104	1	RETURNS	4	171	42.8	0	104	1	RETURNS	4	171	42.8	0	104	1
Baltimore Ravens	Fum	Lost	Own	Rec.	Yds	TD	FF	Rec.	Yds	TD	Bnds	Denver Broncos	Fum	Lost	Own	Rec.	Yds	TD	Bnds	Denver Broncos	Fum	Lost	Own	Rec.	Yds	TD	Bnds
J. Flacco	1	1	0	0	0	0	0	0	0	0	0	P. Manning	2	1	0	0	0	0	0	0	P. Manning	2	1	0	0	0	0
P. McPhee	0	0	0	0	0	0	1	0	0	0	0	K. Brooking	0	0	0	0	0	0	0	K. Brooking	0	0	0	0	0	0	
T. Suggs	0	0	0	0	0	0	1	0	0	0	0																
P. Kruger	0	0	0	0	0	0	0	1	0	0	0																
TOTAL	1	1	0	0	0	2	1	0	0	0	0	TOTAL	2	1	0	0	0	0	0	0	1	0	0	0	0	0	

### FINAL TEAM STATISTICS

	RAVENS		BRONCOS			RAVENS		BRONCOS	
TOTAL FIRST DOWNS	21	30	FGs - PATs Had Blocked			0-0	0-0		
By Rushing	4	9	Net Punting Average			37.0	44.4		
By Passing	15	15	TOTAL RETURN YARDAGE (Not Including Kickoffs)			61	90		
By Penalty	3	6	No. and Yards Punt Returns			3-22	3-90		
THIRD DOWN EFFICIENCY	7-17-41%	7-16-44%	No. and Yards Kickoff Returns			4-64	4-171		
FOURTH DOWN EFFICIENCY	0-1-0%	1-1-100%	No. and Yards Interception Returns			2-39	0-0		
TOTAL NET YARDS	457	398	PENALTIES Number and Yards			8-58	10-87		
Total Offensive Plays (inc. times thrown passing)	74	87	FUMBLES Number and Lost			1-1	2-11		
Average gain per offensive play	6.5	4.6	TOUCHDOWNS			5	5		
NET YARDS RUSHING	155	125	Rushing			1	0		
Total Rushing Plays	49	41	Passing			3	3		
Average gain per rushing play	4.0	3.0	Interceptions			1	0		
Tackles for a loss-number and yards	0-0	2-4	Punt Returns			0	1		
NET YARDS PASSING	324	273	Kickoff Returns			1	0		
Times thrown - yards lost attempting to pass	1-7	3-17	EXTRA POINTS Made-Attempts			5-5	5-5		
Gross yards passing	331	290	Kicking Made-Attempts			5-5	5-5		
PASS ATTEMPTS-COMPLETIONS-HAD INTERCEPTED	34-18-0	43-28-2	FIELD GOALS Made-Attempts			1-1	0-1		
Avg gain per pass play (inc.# thrown passing)	9.3	5.9	RED ZONE EFFICIENCY			1-1-100%	3-3-100%		
KICKERS Number in End Zone-Touchbacks	6-4-2	7-5-3	GOAL TO GO EFFICIENCY			1-1-100%	0-0-0%		
PUNTS Number and Average	8-48-3	5-48-8	SAFETIES			0	0		
Had Blocked	0	0	FINAL SCORE			38	35		
			TIME OF POSSESSION			36:36	40:06		



## New England 45, Denver 10

Saturday, Jan. 14, 2012 • 8:15 p.m. EST • Gillette Stadium • Foxborough, Mass.

WEATHER: Partly Cloudy, 24° (wind chill 12°), Wind WNW 13 mph • TIME: 3:10 • ATTENDANCE: 68,756

### 2011 AFC Divisional Playoff Game

The Denver Broncos fell short of extending their magical season all the way to the AFC Championship Game with a 45-10 loss to the New England Patriots at Gillette Stadium in front of 68,756 fans.

Unable to avenge its Week 15 home loss to the Patriots, Denver surrendered 509 yards of total offense to New England, including 363 passing yards and an NFL postseason record-tying six touchdowns by quarterback Tom Brady.

Battling frigid temperatures throughout the evening, Brady completed 26-of-34 passes (76.5%) and threw scoring strikes to four different receivers.

Patriots tight end Rob Gronkowski was Brady's primary target throughout the contest, reeling in 10 receptions for 143 yards and three first-half touchdowns.

New England took just 1:51 to record its first touchdown—a 7-yard strike from Brady to wide receiver Wes Welker. Gronkowski made a 10-yard scoring catch on the Patriots' next possession to give the home team an early 14-0 advantage.

An interception by rookie safety Quinton Carter gave Denver the ball at New England's 24-yard line late in the opening quarter, and the Broncos capitalized by cutting the deficit to seven in just four plays. Running back Willis McGahee, who led all rushers with 76 yards on 17 carries (4.5 avg.) scored on a 5-yard run to put Denver on the scoreboard and close to within 14-7.

New England scored 21 unanswered points in the final 7:42 of the second quarter—Brady found Gronkowski for two more scores and connected with wide receiver Deion Branch for a 61-yard touchdown—and the Patriots led 35-7 at the half.

The Patriots thwarted any comeback attempt by the Broncos with a touchdown on their first possession of the second half—a 17-yard pass from Brady to tight end Aaron Hernandez to put them up 42-7.

The two teams traded field goals late in the game for the final 45-10 score that punched New England's ticket to the conference championship for the sixth time in 11 years.

In the loss, Carter became just the ninth rookie in the Super Bowl era to record an interception in back-to-back playoff games.

Broncos wide receiver Demaryius Thomas continued his season surge by catching a team-best six passes for 93 yards (15.5 avg.), and linebacker Joe Mays led all Broncos defenders with nine total tackles (4 solo).

#### OFFICIALS:

**Referee** — Gene Steratore (114); **Umpire** — Bill Schuster (129); **Head Linesman** — Wayne Mackie (106); **Line Judge** — Ron Marinucci (107); **Side Judge** — Joe Larrew (73); **Field Judge** — Bob Waggoner (25); **Back Judge** — Dino Paganelli (105); **Replay** — Paul Weidner.

### DENVER BRONCOS

#### OFFENSE

**WR** 88 D. Thomas  
**LT** 78 R. Clady  
**LG** 64 Z. Beadles  
**C** 50 J. Walton  
**RG** 71 R. Hochstein  
**RT** 74 O. Franklin  
**TE** 86 D. Fells  
**TE** 81 D. Rosario  
**QB** 15 T. Tebow  
**RB** 23 W. McGahee  
**TE** 85 V. Green

#### DEFENSE

**LDE** 98 R. McBean  
**NT** 79 M. Thomas  
**RDE** 92 E. Dumervil  
**SLB** 58 V. Miller  
**MLB** 51 J. Mays  
**WLB** 55 D. Williams  
**LCB** 24 C. Bailey  
**RCB** 21 A. Goodman  
**FS** 30 D. Bruton  
**SS** 28 Q. Carter  
**CB** 25 C. Harris

**BRONCOS SUBSTITUTIONS:** P 4 B. Colquitt, K 5 M. Prater, WR 12 M. Willis, WR 16 D. Goodwin, WR 19 E. Royal, S 26 R. Moore, CB 29 J. Whitte, CB 32 T. Carter, RB 35 L. Ball, S 36 R. Bush, RB 37 J. Johnson, WLB 52 W. Woodyard, LS 54 D. Binn, MLB 56 N. Irvig, MLB 57 M. Haggan, LB 59 B. Iwuh, G 65 M. Ramirez, T 75 C. Clark, DT 77 B. Bunkley, DE 90 J. Hunter, G 61 R. Ayers, DT 96 M. Unrein. **DID NOT PLAY:** QB 9 Brady Quinn, T 76 Tony Hills. **INACTIVE:** S 20 B. Dawkins, LB 53 M. Mohamed, LS 66 L. Paxton, T 72 R. Harris, TE 80 J. Thomas, WR 87 E. Decker, DE 95 D. Harvey.

### NEW ENGLAND PATRIOTS

#### OFFENSE

**WR** 83 W. Welker  
**LT** 72 M. Light  
**LG** 70 L. Mankins  
**C** 63 D. Connolly  
**RG** 54 B. Waters  
**RT** 77 N. Solder  
**TE** 87 R. Gronkowski  
**WR** 84 D. Branch  
**QB** 12 T. Brady  
**TE** 81 A. Hernandez  
**RB** 42 B. Green-Ellis

#### DEFENSE

**LE** 75 V. Wilfork  
**DT** 74 K. Love  
**DT** 71 B. Deaderick  
**RE** 95 M. Anderson  
**LB** 50 R. Ninkovich  
**LB** 51 J. Mayo  
**LB** 55 B. Spikes  
**LCB** 32 D. McCourty  
**RCB** 24 K. Arrington  
**S** 44 J. Ihedigbo  
**S** 25 P. Chung

**PATRIOTS SUBSTITUTIONS:** K 3 S. Gostkowski, WR 10 T. Underwood, WR 11 J. Edelman, P 14 Z. Mesko, WR 18 M. Slater, RB 22 S. Ridley, CB 27 A. Molden, DB 29 S. Moore, S 31 S. Brown, RB 33 K. Faulk, FB 36 L. Polite, RB 39 D. Woodhead, DB 41 M. Williams, LS 48 D. Aiken, LB 52 D. Fletcher, L 58 T. White, OL 61 M. Cannon, C 62 R. Wendell, OL 65 N. McDonald, WR 85 C. Ochocinco, LB 90 N. Kotovides, DE 94 S. Ellis, DL 98 G. Warren. **DID NOT PLAY:** QB 8 B. Hoyer. **INACTIVE:** QB 15 R. Mallett, DB 23 N. Jones, RB 34 S. Vereen, LB 59 G. Guyton, OL 64 D. Thomas, T 76 S. Vollmer, DL 97 R. Brace.

		1	2	3	4	OT	TOTAL		FIELD GOALS (made ( ) & missed)
<b>VISITOR</b>	Denver Broncos	0	7	3	0	—	10		M. Prater (41)
<b>HOME</b>	New England Patriots	14	21	7	3	—	45		S. Gostkowski (20)
Team	Qtr	Clock Time	PLAY DESCRIPTION (Extra Point) (Drive Info)					SCORE	
								Visitor	Home
PATRIOTS	1	13:09	W. Welker 7 yd. pass from T. Brady (S. Gostkowski kick) (5-80, 1:51)					0	7
PATRIOTS	1	6:42	R. Gronkowski 10 yd. pass from T. Brady (S. Gostkowski kick) (7-59, 3:25)					0	14
BRONCOS	2	14:54	W. McGahee 5 yd. run (M. Prater kick) (4-24, 2:06)					7	14
PATRIOTS	2	7:42	R. Gronkowski 12 yd. pass from T. Brady (S. Gostkowski kick) (8-52, 3:35)					7	21
PATRIOTS	2	1:57	D. Branch 61 yd. pass from T. Brady (S. Gostkowski kick) (2-72, 0:30)					7	28
PATRIOTS	2	0:05	R. Gronkowski 19 yd. pass from T. Brady (S. Gostkowski kick) (5-58, 1:04)					7	35
PATRIOTS	3	11:46	A. Hernandez 17 yd. pass from T. Brady (S. Gostkowski kick) (4-44, 1:40)					7	42
BRONCOS	3	2:14	M. Prater 41 yd. Field Goal (14-58, 6:16)					10	42
PATRIOTS	4	12:39	S. Gostkowski 20 yd. Field Goal (11-78, 4:35)					10	45

### FINAL INDIVIDUAL STATISTICS

Denver Broncos											New England Patriots																
RUSHING	ATT	YDS	AVG	LG	TD						RUSHING	ATT	YDS	AVG	LG	TD											
W. McGahee	17	76	4.5	19	1						A. Hernandez	5	61	12.2	43	0											
L. Ball	13	44	3.4	13	0						B Green-Ellis	13	28	2.2	9	0											
T. Tebow	5	13	2.6	14	0						D. Woodhead	4	25	6.3	11	0											
J. Johnson	4	10	2.5	6	0						S. Ridley	4	21	5.3	11	0											
E. Royal	1	1	1.0	1	0						T. Brady	3	8	2.7	4	0											
											L. Polite	1	3	3.0	3	0											
TOTAL	40	144	3.6	19	1						TOTAL	30	146	4.9	43	0											
PASSING	ATT	CMP	YDS	TD	LG	IN	Rtg.						PASSING	ATT	CMP	YDS	TD	LG	IN	Rtg.							
T. Tebow	26	9	136	5/28	0	41	0	52.7						T. Brady	34	26	363	0/0	6	61	1	137.6					
TOTAL	26	9	136	5/28	0	41	0	52.7						TOTAL	34	26	363	0/0	6	61	1	137.6					
PASS RECEIVING			NO	YDS	AVG	LG	TD						PASS RECEIVING			NO	YDS	AVG	LG	TD							
D. Thomas			6	93	15.5	41	0						R. Gronkowski			10	145	14.5	28	3							
E. Royal			2	25	12.5	15	0						W. Welker			6	55	9.2	17	1							
M. Willis			1	18	18.0	18	0						A. Hernandez			4	55	13.8	20	1							
													D. Branch			3	85	28.3	61	1							
													J. Edelman			1	11	11.0	11	0							
													B. Green-Ellis			1	8	8.0	8	0							
													S. Ridley			1	4	4.0	4	0							
TOTAL			9	136	15.1	41	0						TOTAL			26	363	14.0	61	6							
INTERCEPTIONS			NO	YDS	AVG	LG	TD						INTERCEPTIONS			NO	YDS	AVG	LG	TD							
Q. Carter			1	17	17.0	17	0																				
TOTAL			1	17	17.0	17	0						TOTAL			0	0	0.0	—	0							
PUNTING	NO	YDS	AVG	NET	TB	IN20	LG						PUNTING	NO	YDS	AVG	NET	TB	IN20	LG							
B. Colquitt	7	272	38.9	34.9	0	1	44						Z. Mesko	2	78	39.0	39.0	0	2	40							
													T. Brady	1	48	48.0	48.0	0	1	48							
TOTAL	7	272	38.9	34.9	0	1	44						TOTAL	3	126	42.0	42.0	0	3	48							
PUNT RETURNS	NO	YDS	AVG	FC	LG	TD						PUNT RETURNS	NO	YDS	AVG	FC	LG	TD									
E. Royal	0	0	0.0	1	—	0						J. Edelman	2	28	14.0	1	15	0									
[DOWNED]	1	0	0.0	0	—	0						W. Welker	0	0	0.0	1	—	0									
[OUT OF BOUNDS]	1	0	0.0	0	—	0						K. Faulk	0	0	0.0	2	—	0									
												[DOWNED]	1	0	0.0	0	—	0									
RETURNS	2	0	0.0	1	—	0						RETURNS	2	28	14.0	4	15	0									
KICKOFF RETURNS	NO	YDS	AVG	FC	LG	TD						KICKOFF RETURNS	NO	YDS	AVG	FC	LG	TD									
M. Willis	4	68	17.0	0	25	0						D. Woodhead	1	28	28.0	0	28	0									
[TOUCHBACK]	4	0	0.0	0	—	0						[TOUCHBACK]	2	0	0.0	0	—	0									
RETURNS	4	68	17.0	0	25	0						RETURNS	1	28	28.0	0	28	0									
Denver Broncos	Own					Opp.	Yds	Out						New England Patriots	Own					Opp.	Yds	Out					
FUMBLES	Fum	Lost	Rec.	Yds	TD	FF	Rec.	Yds	TD	Bnds						FUMBLES	Fum	Lost	Rec.	Yds	TD	FF	Rec.	Yds	TD	Bnds	
M. Willis	1	0	1	0	0	0	0	0	0	0						S. Ridley	1	1	0	0	0	0	0	0	0	0	
T. Tebow	1	1	0	0	0	0	0	0	0	0						K. Arrington	0	0	0	0	0	1	0	0	0	0	
B. Bunkley	0	0	0	0	0	1	0	0	0	0						R. Ninkovich	0	0	0	0	0	1	0	0	0	0	
M. Thomas	0	0	0	0	0	0	1	0	0	0						B. Spikes	0	0	0	0	0	0	1	0	0	0	
TOTAL	2	1	1	0	0	1	1	0	0	0						TOTAL	1	1	0	0	0	2	1	0	0	0	

### FINAL TEAM STATISTICS

	BRONCOS					PATRIOTS						BRONCOS					PATRIOTS				
TOTAL FIRST DOWNS	15					31					Fgs - PATs Had Blocked	0-0					0-0				
By Rushing	7					9					Net Punting Average	34.9					42.0				
By Passing	7					19					TOTAL RETURN YARDAGE (Not Including Kickoffs)	17					28				
By Penalty	1					3					No. and Yards Punt Returns	0-0					2-28				
THIRD DOWN EFFICIENCY	7-18-39%					3-6-50%					No. and Yards Kickoff Returns	4-68					1-28				
FOURTH DOWN EFFICIENCY	2-3-67%					0-0-0%					No. and Yards Interception Returns	1-17					0-0				
TOTAL NET YARDS	252					509					PENALTIES Number and Yards	5-55					2-20				
Total Offensive Plays (inc. times thrown passing)	71					64					FUMBLES Number and Lost	2-1					1-1				
Average gain per offensive play	3.5					8.0					TOUCHDOWNS	1					6				
NET YARDS RUSHING	144					146					Rushing	1					0				
Total Rushing Plays	40					30					Passing	0					6				
Average gain per rushing play	3.6					4.9					EXTRA POINTS Made-Attempts	1-1					0-0				
Tackles for a loss-number and yards	9-26					3-5					Kicking Made-Attempts	1-1					6-6				
NET YARDS PASSING	108					363					FIELD GOALS Made-Attempts	1-1					1-1				
Times thrown - yards lost attempting to pass	5-28					0-0					RED ZONE EFFICIENCY	1-3-33%					5-6-83%				
Gross yards passing	136					363					GOAL TO GO EFFICIENCY	1-2-50%					1-2-50%				



# Denver 29, Pittsburgh 23 OT

Sunday, Jan. 8, 2012 • 2:40 p.m. MST • Sports Authority Field at Mile High • Denver

WEATHER: Sunny, 40° (wind chill 36°), Wind S 6 mph • TIME: 3:27 • ATTENDANCE: 75,970

## 2011 AFC Wild Card Game

The Denver Broncos rode record-setting performances by wide receiver Demaryius Thomas and quarterback Tim Tebow to a 29-23 overtime victory over the Pittsburgh Steelers in front of a sell-out crowd at Sports Authority Field at Mile High.

With the win, the Broncos snapped a three-game losing streak to end the regular season and earned their first playoff victory in six years.

Thomas set a franchise postseason record for receiving yards, catching four passes for 204 yards (51.0 avg.), including an 80-yard touchdown reception on the first play of overtime to secure the win. Tebow completed 10-of-21 passes for a career-high 316 yards and two scores against the NFL's top-ranked defense.

The Steelers seized momentum early, opening up a 6-0 lead in the first quarter on the strength of two Sean Suisham field goals, but the Broncos shook off the slow start, outscoring the Steelers 20-0 in the second quarter.

Wide receiver Eddie Royal put the Broncos on the board, hauling in a 30-yard touchdown pass from Tebow in tight coverage. Tebow followed the score with a touchdown of his own, an 8-yard run with 10:36 remaining in the second quarter to give Denver a 14-6 lead.

Broncos kicker Matt Prater added a pair of field goals before the half to give Denver a 20-6 advantage at the break.

On their only possession of the third quarter, the Steelers sustained an 11-play, 92-yard drive that was capped by a one-yard run by wide receiver Mike Wallace to bring them within a touchdown, 20-13. Prater added to the lead on the Broncos' ensuing possession, connecting on a 35-yard field goal to give Denver a 10-point cushion.

After Broncos running back Willis McGahee was stripped by Pittsburgh safety Ryan Mundy near midfield late in the game, Pittsburgh quarterback Ben Roethlisberger took advantage of the field position, finding wide receiver Jerrieco Cotchery for a 31-yard touchdown to knot the score at 23-23. Pittsburgh threatened once more in the final minute of regulation, but a sack of Roethlisberger by defensive end Robert Ayers ended the drive and sent the game into overtime.

On the first play in the extra frame, Thomas broke free for a completion over the middle and rumbled 80 yards for the longest game-ending play in overtime in postseason history to secure a 29-23 victory.

### OFFICIALS:

**Referee** — Ron Winter (14); **Umpire** — Richard Hall (49); **Head Linesman** — Julian Mapp (52); **Line Judge** — Gary Arthur (108); **Side Judge** — Ronald Torbert (62); **Field Judge** — Scott Steenson (88); **Back Judge** — Richard Reels (83); **Replay** — Carl Madsen.

## DENVER BRONCOS

### OFFENSE

**WR** 87 E. Decker  
**WR** 88 D. Thomas  
**LT** 78 R. Clady  
**LG** 64 Z. Beadles  
**C** 50 J. Walton  
**RG** 71 R. Hochstein  
**RT** 74 O. Franklin  
**TE** 86 D. Fells  
**WR** 19 E. Royal  
**QB** 15 T. Tebow  
**RB** 23 W. McGahee

### DEFENSE

**DE** 56 R. Ayers  
**DE** 77 B. Bunkley  
**DT** 79 M. Thomas  
**RDE** 92 E. Dumervil  
**SLB** 58 V. Miller  
**MLB** 51 J. Mays  
**WLB** 55 D. Williams  
**LCB** 24 C. Bailey  
**RCB** 21 A. Goodman  
**FS** 30 D. Bruton  
**SS** 28 Q. Carter

**BRONCOS SUBSTITUTIONS:** P 4 B.Colquhitt, K 5 M.Prater, WR 12 M.Willis, CB 25 C.Harris, CB 29 J.Wilhite, CB 32 T.Carter, RB 35 L.Ball, S 36 R.Bush, RB 37 J.Johnson, WLB 52 W.Woodyard, MLB 56 N.Irving, MLB 57 M.Haggan, LB 59 B.Ivuh, G 65 M.Ramirez, LS 66 L.Paxton, T 75 C.Clark, T 76 T.Hills, TE 81 D.Rosario, TE 85 V.Green, DE 90 J.Hunter, DT 96 M.Unrein, DT 98 R.McBean, **DID NOT PLAY:** QB 9 B.Quinn, S 26 R.Moore, **INACTIVE:** S 20 B.Dawkins, FB 40 A.Sylvester, FB 46 S.Larsen, LB 53 M.Mohamed, T 72 R.Harris, TE 80 J.Thomas, DE 95 D.Harvey.

## PITTSBURGH STEELERS

### OFFENSE

**LT** 78 M. Starks  
**LG** 68 C. Kemoeatu  
**C** 64 D. Legursky  
**RG** 73 R. Foster  
**RT** 77 M. Gilbert  
**TE** 83 H. Miller  
**TE** 82 W. Saunders  
**RB** 33 I. Redman  
**FB** 85 D. Johnson  
**QB** 7 B. Roethlisberger  
**WR** 17 M. Wallace

### DEFENSE

**DE** 96 Z. Hood  
**NT** 98 C. Hampton  
**DE** 99 B. Keisel  
**LOLB** 56 L. Woodley  
**LILB** 51 J. Farrior  
**RILB** 94 L. Timmons  
**ROLB** 92 J. Harrison  
**LCB** 22 W. Gay  
**FS** 29 R. Mundy  
**SS** 43 T. Polamalu  
**RCB** 24 I. Taylor

**STEELERS SUBSTITUTIONS:** K 6 S.Suisham, P 13 J.Kapinos, CB 20 B.McFadden, CB 23 K.Lewis, S 26 W.Allen, RB 30 C.Spahn, CB 37 A.Madison, RB 38 J.Clay, S 42 D.Cromartie-Smith, LB 50 L.Foote, LB 55 S.Sylvester, LB 60 G.Warren, OT 72 J.Scott, OG 79 T.Essex, WR 81 A.Battle, WR 84 A.Brown, WR 86 H.Ward, WR 88 E.Sanders, WR 89 J.Cotchery, NT 90 S.McLendon, LB 93 J.Worlds, DE 97 C.Heyward, **DID NOT PLAY:** QB 10 D.Dixon, QB 16 C.Batch, **DID NOT PLAY:** QB 10 D.Dixon, QB 16 C.Batch, **INACTIVE:** RB 21 M.Moore, S 25 R.Clark, CB 28 C.Allen, C 53 M.Pouncey, LB 57 M.Ivry, DE 65 A.Woods, OT 69 J.Meredith.

		1	2	3	4	OT	TOTAL	FIELD GOALS (made ( ) & missed)	
<b>VISITOR</b>	Pittsburgh Steelers	6	0	7	10	0	23	S. Suisham	(45) (38) (37)
<b>HOME</b>	Denver Broncos	0	20	0	3	6	29	M. Prater	(20) (28) (35)

Team	Qtr	Clock Time	PLAY DESCRIPTION (Extra Point) (Drive Info)	SCORE	
				Visitor	Home
STEELERS	1	11:14	S. Suisham 45 yd. Field Goal (8-53, 3:46)	3	0
STEELERS	1	0:23	S. Suisham 38 yd. Field Goal (12-47, 5:50)	6	0
BRONCOS	2	13:24	E. Royal 30 yd. pass from T. Tebow (M. Prater kick) (5-80, 1:59)	6	7
BRONCOS	2	10:36	T. Tebow 8 yd. run (M. Prater kick) (4-73, 2:18)	6	14
BRONCOS	2	7:30	M. Prater 20 yd. Field Goal (4-16, 1:44)	6	17
BRONCOS	2	1:05	M. Prater 28 yd. Field Goal (8-59, 4:04)	6	20
STEELERS	3	4:29	M. Wallace 1 yd. run (S. Suisham kick) (11-87, 5:56)	13	20
BRONCOS	4	13:10	M. Prater 35 yd. Field Goal (12-63, 6:19)	13	23
STEELERS	4	9:59	S. Suisham 37 yd. Field Goal (7-61, 3:11)	16	23
STEELERS	4	3:48	J. Cotchery 31 yd. pass from B. Roethlisberger (S. Suisham kick) (7-55, 3:47)	23	23
BRONCOS	5	14:49	D. Thomas 80 yd. pass from T. Tebow (1-80, 0:11)	23	29

Final Individual Statistics																					
Pittsburgh Steelers										Denver Broncos											
Rushing		Att	Yds	Avg	LG	TD					Rushing		Att	Yds	Avg	LG	TD				
I. Redman		17	121	7.1	32	0					W. McGahee		19	61	3.2	11	0				
A. Brown		1	18	18.0	18	0					T. Tebow		10	50	5.0	11	1				
B. Roethlisberger		3	15	5.0	9	0					L. Ball		4	11	2.8	5	0				
J. Clay		1	1	1.0	1	0					E. Decker		1	9	9.0	9	0				
M. Wallace		1	1	1.0	1	1															
TOTAL		23	156	6.8	32	1	TOTAL				34	131	3.9	11	1						
Passing		Att	Cmp	Yds	Yd	TD	LG	In	Rtg.	Passing		Att	Cmp	Yds	TD/ Yd	TD	LG	In	Rtg.		
B. Roethlisberger		40	22	289	5/45	1	33	1	75.9	T. Tebow		21	10	316	0/0	2	80	0	125.6		
TOTAL		40	22	289	5/45	1	33	1	75.9	TOTAL		21	10	316	0/0	2	80	0	125.6		
Pass Receiving		NO				YDS	AVG	LG	TD	Pass Receiving		NO				YDS	AVG	LG	TD		
E. Sanders		6				81	13.5	18	0	D. Thomas		4				204	51.0	80	1		
A. Brown		5				70	14.0	25	0	E. Royal		3				49	16.3	30	1		
H. Miller		5				60	12.0	33	0	D. Fells		2				57	28.5	40	0		
M. Wallace		3				26	8.7	17	0	L. Ball		1				6	6.0	6	0		
I. Redman		2				21	10.5	12	0												
J. Catchery		1				31	31.0	31	1												
TOTAL		22				289	13.1	33	1	TOTAL		10				316	31.6	80	2		
Interceptions		NO				YDS	AVG	LG	TD	Interceptions		NO				YDS	AVG	LG	TD		
										Q. Carter		1				9	9.0	9	0		
TOTAL		0				0	0.0	0	0	TOTAL		1				9	9.0	9	0		
Punting		NO	YDS	AVG	NET	TB	IN20	LG	Punting		NO	YDS	AVG	NET	TB	IN20	LG				
J. Kapinos		4	184	46.0	39.3	0	2	62	B. Colquitt		4	164	41.0	41.0	0	1	50				
TOTAL		4	184	46.0	39.3	0	2	62	TOTAL		4	164	41.0	41.0	0	1	50				
Punt Returns		NO				YDS	AVG	FC	LG	TD	Punt Returns		NO				YDS	AVG	FC	LG	TD
A. Brown		0				0	0.0	3	—	0	E. Royal		3				27	9.0	1	18	0
[DOWNED]		1				0	0.0	0	—	0											
RETURNS		0				0	0.0	3	—	0	RETURNS		3				27	9.0	1	18	0
Kickoff Returns		NO				YDS	AVG	FC	LG	TD	Kickoff Returns		NO				YDS	AVG	FC	LG	TD
[TOUCHBACK]		6				0	0.0	0	—	0	M. Willis		1				19	19.0	0	19	0
											[TOUCHBACK]		6				0	0.0	0	0	0
RETURNS		0				0	0.0	0	—	0	RETURNS		1				19	19.0	0	19	0
Pittsburgh Steelers		Own				Opp.				Out	Denver Broncos		Own				Opp.				Out
Fumbles	Fum	Lost	Rec.	Yds	TD	FF	Rec.	Yds	TD	Bnds	FUMBLES	Fum	Lost	Rec.	Yds	TD	FF	Rec.	Yds	TD	Bnds
B. Roethlisberger	1	0	1	0	0	0	0	0	0	0	W. McGahee	2	1	0	0	0	0	0	0	0	0
D. Legursky	1	0	0	-23	0	0	0	0	0	0	J. Walton	0	0	1	0	0	0	0	0	0	0
H. Miller	0	0	1	0	0	0	0	0	0	0	E. Dumervil	0	0	0	0	0	1	0	0	0	0

FINAL TEAM STATISTICS					
	STEELERS	BRONCOS		STEELERS	BRONCOS
TOTAL FIRST DOWNS	21	18	FGs - PATs Had Blocked	0-0	0-0
By Rushing	9	6	Net Punting Average	39.3	41.0
By Passing	11	9	TOTAL RETURN YARDAGE (Not Including Kickoffs)	0	36
By Penalty	1	3	No. and Yards Punt Returns	0	3-27
THIRD DOWN EFFICIENCY	7-16-44%	3-10-30%	No. and Yards Kickoff Returns	0-0	1-19
FOURTH DOWN EFFICIENCY	0-1-0%	0-0-0%	No. and Yards Interception Returns	0-0	1-9
TOTAL NET YARDS	400	447	PENALTIES Number and Yards	6-61	5-30
Total Offensive Plays (inc. times thrown passing)	68	55	FUMBLES Number and Lost	2-0	2-1
Average gain per offensive play	5.9	8.1	TOUCHDOWNS	2	3
NET YARDS RUSHING	156	131	Rushing	1	2
Total Rushing Plays	23	34	Passing	1	2
Average gain per rushing play	6.8	3.9	EXTRA POINTS Made-Attempts	2-2	2-2
Tackles for a loss-number and yards	0-0	2-4	Kicking Made-Attempts	2	2-2
NET YARDS PASSING	244	316	FIELD GOALS Made-Attempts	3-3	3-3
Times thrown - yards lost attempting to pass	5-45	0-0	RED ZONE EFFICIENCY	1-2-50%	1-4-25%
Gross yards passing	289	316	GOAL TO GO EFFICIENCY	1-1-100%	0-1-0%
PASS ATTEMPTS-COMPLETIONS-HAD INTERCEPTED	40-22-1	21-10-4	SURFACES	0	0
Avg gain per pass play (inc.# thrown passing)	5.4	15.0	FINAL SCORE	23	29
KICKOFFS Number-In End Zone-Touchbacks	7-7-6	6-6-6	TIME OF POSSESSION	31:06	
PUNTS Number and Average	4-46.0	4-41.0	29:05		
Had Blocked	0	0			

BRONCOS DEFENSIVE STATISTICS																	
(based on press box totals)																	
PLAYER	UT	A	TT	S-YDS	I-YDS	PD	FF	FR	PLAYER	UT	A	TT	S-YDS	I-YDS	PD	FF	FR
D. Bruton	8	0	8	0-0	0-0	1	0	0	A. Goodman	3	0	3	0-0	0-0	0	0	0
J. Mays	5	1	6	0-0	0-0	0	0	0	B. Bunkley	2	0	2	1-6	0-0	0	0	0
D. Williams	5	0	5	0-0	0-0	2	0	0	E. Dumervil	2	0	2	1-11	0-0	0	1	0
Q. Carter	5	0	5	0-0	1-9	0	0	0	M. Thomas	1	0	1	0-0	0-0	0	0	0
C. Harris	4	1	5	0-0	0-0	0	0	0	R. Bush	1	0	1	0-0	0-0	0	0	0
R. Ayers	3	0	3	2-24	0-0	0	0	0	J. Hunter	1	0	1	0-0	0-0	0	0	0
V. Miller	3	0	3	1-4	0-0	0	0	0									
C. Bailey	3	0	3	0-0	0-0	3	0	0	TEAM TOTALS	46	2	48	5-45	1-9	7	1	0





# Pittsburgh 34, Denver 17

Sunday, Jan. 22, 2006 • 1:08 p.m. MST • INVESCO Field at Mile High • Denver

WEATHER: Sunny, 34° (wind chill 18°), Wind SE 11 mph • TIME: 3:03 • ATTENDANCE: 76,775

## 2005 AFC Championship Game

The Denver Broncos' 2005 season ended one game short of Super Bowl XL with a 34-17 loss to the Pittsburgh Steelers in the AFC Championship Game at INVESCO Field at Mile High in front of 76,775 fans.

The Broncos' defeat was their first ever at home in an AFC title game as the team entered its contest against Pittsburgh 4-0 in those situations. The loss snapped Denver's 11-game overall home winning streak and was only the Broncos' third defeat in their 15 all-time home postseason playoff games.

A week after forcing five turnovers to beat the Patriots in the Divisional Round, Denver recorded four giveaways against the Steelers. Pittsburgh scored 24 points off two interceptions and two fumbles by the Broncos, who surrendered only 27 points off giveaways during the entire 2005 regular season.

Pittsburgh converted 10-of-16 third-down attempts (62.5%), including eight of its first nine such attempts, to take control of the game. Quarterback Ben Roethlisberger compiled a 124.9 passer rating, throwing for 275 yards with two touchdowns and no interceptions to lead Pittsburgh to its sixth Super Bowl.

Broncos quarterback Jake Plummer completed 18-of-30 passes (60.0%) for 223 yards with one touchdown and two interceptions. Denver wide receiver Rod Smith caught four passes for 61 yards (15.3 avg.), becoming the Broncos' all-time leader in career postseason receptions (49).

The Steelers scored the game's first points on a 47-yard field goal by Jeff Reed at 4:11 of the first quarter. Pittsburgh extended its lead to 10-0 on a 12-yard touchdown grab by wide receiver Cedric Wilson at 14:54 of the second quarter.

Jason Elam's 23-yard field goal on Denver's next drive trimmed the Broncos' deficit, but the Steelers went ahead 17-3 on a 3-yard touchdown run by Jerome Bettis with 1:55 left in the first half.

Plummer was intercepted on the first play of Denver's ensuing series. The turnover proved costly as wide receiver Hines Ward caught a 17-yard touchdown pass with seven seconds remaining in the first half to put Denver behind 24-3.

Plummer moved the Broncos within 14, 24-10, on a 30-yard touchdown pass to wide receiver Ashley Lelie with 3:36 left in the third quarter. Denver also closed its deficit to 10, 27-17, on a 3-yard touchdown run by Mike Anderson with 7:52 left in the game.

The Steelers sealed the win on Roethlisberger's 4-yard touchdown run at 2:59 of the fourth quarter.

### OFFICIALS:

Referee — Terry McAulay (77); Umpire — Scott Dawson (70); Head Linesman — Derrick Bowers (74); Line Judge — Mark Steinkirchner (84); Side Judge — Doug Toole (4); Field Judge — Gene Steratore (114); Back Judge — Keith Ferguson (61); Replay — Bob McGrath/Dean Blandino.

## DENVER BRONCOS

### OFFENSE

WR 80 R. Smith  
LT 78 M. Lepsis  
LG 50 B. Hamilton  
C 66 T. Nalen  
RG 65 C. Carlisle  
RT 72 G. Foster  
TE 82 S. Alexander  
TE 84 W. Duke  
QB 16 J. Plummer  
RB 38 M. Anderson  
FB 39 K. Johnson

### DEFENSE

LE 98 C. Brown  
LT 96 M. Myers  
RT 61 G. Warren  
RE 93 T. Pryce  
WLB 52 I. Gold  
MLB 56 A. Wilson  
SLB 55 DJ. Williams  
LCB 24 C. Bailey  
RCB 22 D. Foxworth  
SS 25 N. Ferguson  
FS 47 J. Lynch

**BRONCOS SUBSTITUTIONS:** K 1 J. Elam, P 10 T. Sauerbrun, WR 14 T. Devoe, RB 26 T. Bell, CB 27 Da. Williams, RB 33 R. Dayne, RB 37 C. Sapp, S 40 C. Cox, CB 41 K. Paymah, S 42 S. Brandon, LB 51 K. Burns, LB 53 L. Green, LB 54 P. Chukwurah, C/G 62 C. Myers, T 74 C. Green, WR 81 C. Adams, TE/LS 83 M. Leach, WR 85 A. Lelie, TE 88 J. Putzier, DE 91 E. Ekuban, DE 95 M. Coleman, DT 97 D. Veal. **DID NOT PLAY:** QB 11 B. Van Pelt. **INACTIVE:** WR 13 D. Terrell, WR 17 D. Watts, S 21 H. Abdullah, CB 45 R. Alexander, G 59 T. Whitley, DE 60 J. Engelberger, DT 75 M. Pope, TE 89 N. Jackson.

## PITTSBURGH STEELERS

### OFFENSE

SE 82 A. Randle El  
LT 77 M. Smith  
LG 66 A. Faneca  
C 64 J. Hartings  
RG 73 K. Simmons  
RT 78 M. Starks  
TE 83 H. Miller  
HB 39 W. Parker  
FB 35 D. Kreider  
QB 7 B. Roethlisberger  
WR 86 H. Ward

### DEFENSE

DE 91 A. Smith  
NT 98 C. Hampton  
DE 67 K. von Oelhoffen  
LOLB 53 C. Haggans  
LILB 51 J. Farrior  
RILB 50 L. Foote  
ROLB 55 J. Porter  
LCB 24 I. Taylor  
FS 28 C. Hope  
SS 43 T. Polamalu  
RCB 26 D. Townsend

**STEELERS SUBSTITUTIONS:** K 3 J. Reed, P 17 C. Gardocki, CB 20 B. McFadden, CB 21 R. Colclough, S 23 T. Carter, CB 29 C. Iwuoma, S 31 M. Logan, RB 34 V. Haynes, RB 36 J. Bettis, LB 54 R. Wallace, C 56 C. Okobi, LB 57 C. Kriewaldt, LS 60 G. Warren, T 72 B. Brooks, DT 73 C. Hoke, WR 80 C. Wilson, WR 81 S. Morey, TE 84 J. Tuman, WR 85 N. Washington, WR 90 T. Kirschke, LB 94 A. Frazier, DE 99 B. Keisel. **DID NOT PLAY:** QB 16 C. Batch. **INACTIVE:** 30B 8 T. Maddox, RB 22 D. Staley, CB 27 W. Williams, G 68 C. Kemoatu, T 79 T. Essex, WR 89 L. Mays, LB 92 J. Harrison, DE 96 S. Nua.

		1	2	3	4	OT	TOTAL	FIELD GOALS (made ( ) & missed)
VISITOR	Pittsburgh Steelers	3	21	0	10	—	34	A. Vinatieri (40) (32) 43WR
HOME	Denver Broncos	0	3	7	7	—	17	J. Elam (23)
Team	Qtr	Clock Time	PLAY DESCRIPTION (Extra Point) (Drive Info)				SCORE	
STEELERS	1	4:11	J. Reed 47 yd. Field Goal (12-62, 6:29)				3	0
STEELERS	2	14:54	C. Wilson 12 yd. pass from B. Roethlisberger (J. Reed, kick) (5-39, 2:53)				10	0
BRONCOS	2	9:23	J. Elam 23 yd. Field Goal (12-55, 5:31)				10	3
STEELERS	2	1:55	J. Bettis 3 yd. run (J. Reed, kick) (14-80, 7:28)				17	3
STEELERS	2	0:07	H. Ward 17 yd. pass from B. Roethlisberger (J. Reed, kick) (4:38, 1:41)				24	3
BRONCOS	3	3:36	A. Lelie 30 yd. pass from J. Plummer (J. Elam, kick) (5-80, 2:24)				24	10
STEELERS	4	13:38	J. Reed 42 yd. Field Goal (8-47, 4:58)				27	10
BRONCOS	4	7:52	M. Anderson 3 yd. run (J. Elam, kick) (7-85, 3:47)				27	17
STEELERS	4	2:59	B. Roethlisberger 4 yd. run (J. Reed, kick) (5-17, 1:53)				34	17

### FINAL INDIVIDUAL STATISTICS

Pittsburgh Steelers										Denver Broncos																						
RUSHING	ATT	YDS	AVG	LG	TD					RUSHING	ATT	YDS	AVG	LG	TD																	
J. Bettis	15	39	2.6	7	1					M. Anderson	9	36	4.0	7	1																	
W. Parker	14	35	2.5	14	0					T. Bell	5	31	6.2	11	0																	
B. Roethlisberger	3	12	4.0	6	1					J. Plummer	7	30	4.3	8	0																	
H. Ward	1	4	4.0	4	0																											
TOTAL	33	90	2.7	14	2					TOTAL	21	97	4.6	11	1																	
TKD/										TKD/																						
PASSING	ATT	CMP	YDS	YD	TD	LG	IN	Rtg.		PASSING	ATT	CMP	YDS	YD	TD	LG	IN	Rtg.														
B. Roethlisberger	29	21	275	2/7	2	30	0	124.9		J. Plummer	30	18	223	3/12	1	38	2	66.4														
TOTAL	29	21	275	2/7	2	30	0	124.9		TOTAL	30	18	223	3/12	1	38	2	66.4														
PASS RECEIVING			NO	YDS	AVG	LG	TD													PASS RECEIVING			NO	YDS	AVG	LG	TD					
C. Wilson			5	92	18.4	30	1													T. Bell			5	28	5.6	9	0					
H. Ward			5	59	11.8	21	1													R. Smith			4	61	15.3	32	0					
A. Randle El			4	52	13.0	20	0													J. Putzier			4	55	13.8	19	0					
W. Parker			3	20	6.7	8	0													M. Anderson			3	11	3.7	13	0					
H. Miller			2	31	15.5	24	0													A. Lelie			2	68	34.0	38	1					
N. Washington			1	13	13.0	13	0																									
V. Haynes			1	8	8.0	8	0																									
TOTAL			21	275	13.1	30	2													TOTAL			18	223	12.4	38	1					
INTERCEPTIONS			NO	YDS	AVG	LG	TD													INTERCEPTIONS			NO	YDS	AVG	LG	TD					
L. Foote			1	14	14.0	14	0																									
I. Taylor			1	1	1.0	1	0																									
TOTAL			2	15	7.5	14	0													TOTAL			0	0	0.0	—	0					
PUNTING	NO	YDS	AVG	NET	TB	IN20	LG													PUNTING	NO	YDS	AVG	NET	TB	IN20	LG					
C. Gardocki	4	148	37.0	32.0	1	2	41													T. Sauerbrun	2	87	43.5	37.0	0	1	51					
TOTAL	4	148	37.0	32.0	1	2	41													TOTAL	2	87	43.5	37.0	0	1	51					
PUNT RETURNS	NO	YDS	AVG	FC	LG	TD													PUNT RETURNS	NO	YDS	AVG	FC	LG	TD							
A. Randle El	1	13	13.0	1	13	0													C. Adams	0	0	0.0	2	—	0							
																			[DOWNED]	1	0	0.0	0	—	0							
																			[TOUCHBACK]	1	0	0.0	0	—	0							
																			RETURNS	0	0	0.0	2	—	0							
RETURNS	1	13	13.0	1	13	0																										
KICKOFF RETURNS	NO	YDS	AVG	FC	LG	TD													KICKOFF RETURNS	NO	YDS	AVG	FC	LG	TD							
I. Taylor	2	42	21.0	0	22	0													C. Adams	4	110	27.5	0	47	0							
[OUT OF BOUNDS]	1	0	0	0	0	0													C. Sapp	1	11	11.0	0	11	0							
[TOUCHBACK]	1	0	0	0	0	0													[OUT OF BOUNDS]	1	0	0.0	0	0	0							
																			[TOUCHBACK]	1	0	0.0	0	0	0							
RETURNS	2	42	21.0	0	22	0													RETURNS	5	121	24.2	0	47	0							
Pittsburgh Steelers	Fum	Lost	Own	Yds	TD	FF	Opp. Rec.	Yds	TD	Out Bnds											Denver Broncos	Fum	Lost	Own	Yds	TD	FF	Opp. Rec.	Yds	TD	Out Bnds	
W. Parker	1	0	0	0	0	0	0	0	0	0	1											J. Plummer	2	2	0	0	0	0	0	0	0	0
B. Keisel	0	0	0	0	0	1	0	0	0	0	0											N. Ferguson	0	0	0	0	0	1	0	0	0	0
J. Porter	0	0	0	0	0	1	0	0	0	0	0																					
C. Hampton	0	0	0	0	0	0	1	0	0	0	0																					
T. Kirschke	0	0	0	0	0	0	1	0	0	0	0																					
TOTAL	1	0	0	0	0	2	2	0	0	1											TOTAL	2	2	0	0	0	1	0	0	0	0	

### FINAL TEAM STATISTICS

	STEELERS		BRONCOS			STEELERS		BRONCOS	
TOTAL FIRST DOWNS	20	16	FGs – PATs Had Blocked	0-0	0-0				
By Rushing	5	5	Net punting average	32.0	37.0				
By Passing	15	8	TOTAL RETURN YARDAGE (Not Including Kickoffs)	28	0				
By Penalty	0	3	No. and Yards Punt Returns	1-13	0-0				
THIRD DOWN EFFICIENCY	10-16-63%	5-11-45%	No. and Yards Kickoff Returns	2-42	5-121				
FOURTH DOWN EFFICIENCY	0-0-0%	2-3-67%	No. and Yards Interception Returns	2-15	0-0				
TOTAL NET YARDS	358	308	PENALTIES Number and Yards	8-61	4-20				
Total Offensive Plays (inc. times thrown passing)	64	54	FUMBLES Number and Lost	1-0	2-2				
Average gain per offensive play	5.6	5.7	TOUCHDOWNS	4	2				
NET YARDS RUSHING	90	97	Rushing	2	1				
Total Rushing Plays	33	21	Passing	2	1				
Average gain per rushing play	2.7	4.6	Interceptions	0	0				
Tackles for a loss – number and yards	5-7	0-0	EXTRA POINTS Made-Attempts	4-4	2-2				
NET YARDS PASSING	268	211	Kicking Made-Attempts	4-4	2-2				
Times thrown – yards lost attempting to pass	2-7	3-12	FIELD GOALS Made-Attempts	2-2	1-1				
Gross yards passing	275	223	RED ZONE EFFICIENCY	4-5-80%	1-2-50%				
PASS ATTEMPTS-COMPLETIONS-HAD INTERCEPTED	29-21-0	30-18-2	GOAL TO GO EFFICIENCY	2-2-100%	1-1-100%				
Average gain per pass play (inc. # thrown passing)	8.6	6.4	SAFETIES	0	0				
KICKOFFS Number in End Zone-Touchbacks	7-2-1	4-1-1	FINAL SCORE	34	17				
PUNTS Number and Average	4-37-0	2-43.5	TIME OF POSSESSION	36:07	23:53				
Had Blocked	0	0							



## Denver 27, New England 13

Saturday, Jan. 14, 2006 • 6:16 p.m. MST • INVESCO Field at Mile High • Denver

WEATHER: Partly Cloudy, 54°, Wind SE 3 mph • TIME: 3:15 • ATTENDANCE: 76,238

### 2005 AFC Divisional Playoff Game

The Denver Broncos ended the New England Patriots' NFL-record 10-game postseason winning streak with a 27-13 victory in an AFC Divisional Playoff Game in front of 76,238 fans at INVESCO Field at Mile High.

The Broncos' win against the two-time defending Super Bowl champions was their first playoff victory since the 1998 season and first ever at INVESCO Field at Mile High. Denver forced five turnovers against the Patriots, totaling two interceptions and three fumble recoveries that led to their first 24 points scored.

Broncos cornerback Champ Bailey recorded the longest non-scoring interception return and second-longest overall interception return in NFL postseason history with a key 100-yard return late in the third quarter. Bailey's play ended a potential go-ahead scoring drive by the Patriots and set up a touchdown to give the Broncos a 17-6 lead entering the final period.

Denver quarterback Jake Plummer completed 15-of-26 passes (57.7%) for 197 yards with one touchdown and one interception. Wide receiver Rod Smith (96 yds., 1 TD) became Denver's all-time playoff leader in receiving yards and kicker Jason Elam (2 FGs, 9 pts.) became its all-time leading scorer in the postseason with their performances against the Patriots.

The game was scoreless for the first quarter-and-a-half before Adam Vinatieri's 40-yard field goal put the Patriots ahead 3-0 at 3:48 of the second quarter. A 40-yard pass interference penalty drawn by Broncos wide receiver Ashley Lelie in the end zone with less than two minutes remaining in the first half led to a 1-yard scoring run by Mike Anderson to give Denver a 7-3 lead.

On the ensuing kickoff, Broncos punter Todd Sauerbrun forced a fumble that Denver recovered to set up a 50-yard field goal by Elam to put the Broncos ahead 10-3 at halftime.

Vinatieri's 32-yard field goal at 7:49 of the third quarter narrowed Denver's lead to 10-6, but a costly turnover by the Patriots halted their comeback attempt. Bailey intercepted Tom Brady in the end zone with 1:03 left in the third quarter to end a potential go-ahead touchdown drive. After Bailey was forced out of bounds at the 1-yard line following his 100-yard return, Anderson scored on a run to put Denver up 17-6.

Plummer's 4-yard touchdown pass to Smith at 8:38 of the fourth quarter extended the Broncos' lead to 24-6. A Patriots touchdown moved the team to within 11, 24-13, with 8:05 left to play, but Elam's 34-yard field goal on Denver's next drive sealed the Broncos' victory.

#### OFFICIALS:

**Referee** — Jeff Triplette (42); **Umpire** — Jeff Rice (44); **Head Linesman** — Tony Veteri (36); **Line Judge** — Jeff Seeman (45); **Side Judge** — Greg Meyer (78); **Field Judge** — Duke Carroll (11); **Back Judge** — Gregory Steed (12); **Replay** — Bob Boylston.

### DENVER BRONCOS

#### OFFENSE

**WR** 80 R. Smith  
**LT** 78 M. Lepsis  
**LG** 50 B. Hamilton  
**C** 66 T. Nalen  
**RG** 65 C. Carlisle  
**RT** 72 G. Foster  
**TE** 82 S. Alexander  
**WR** 85 A. Lelie  
**QB** 16 J. Plummer  
**RB** 38 M. Anderson  
**FB** 39 K. Johnson

#### DEFENSE

**LE** 98 C. Brown  
**LT** 96 M. Myers  
**RT** 61 G. Warren  
**RE** 93 T. Pryce  
**WLB** 52 I. Gold  
**MLB** 56 A. Wilson  
**SLB** 55 DJ. Williams  
**LCB** 24 C. Bailey  
**RCB** 22 D. Foxworth  
**SS** 25 N. Ferguson  
**FS** 47 J. Lynch

**BRONCOS SUBSTITUTIONS:** K 1 J. Elam, P 10 T. Sauerbrun, WR 14 T. Devoe, RB 26 T. Bell, CB 27 Da. Williams, RB 33 R. Dayne, RB 37 C. Sapp, S 40 C. Cox, CB 41 K. Paymah, S 42 S. Brandon, LB 51 K. Burns, LB 53 L. Green, LB 54 P. Chukwurah, C/G 62 C. Myers, T 74 C. Green, WR 81 C. Adams, TE/LS 83 M. Leach, TE 84 W. Duke, TE 88 J. Putzier, DE 91 E. Ekuban, DE 95 M. Coleman, DT 97 D. Veal. **DID NOT PLAY:** QB 11 B. Van Pelt. **INACTIVE:** WR 13 D. Terrell, WR 17 D. Watts, S 21 H. Abdullah, CB 45 R. Alexander, G 59 T. Whitley, DE 60 J. Engelberger, DT 75 M. Pope, TE 89 N. Jackson.

### NEW ENGLAND PATRIOTS

#### OFFENSE

**WR** 83 D. Branch  
**LT** 68 T. Ashworth  
**LG** 70 L. Mankins  
**C** 71 R. Hochstein  
**G** 61 S. Neal  
**RT** 76 B. Gorin  
**TE** 82 D. Graham  
**WR** 87 D. Givens  
**QB** 12 T. Brady  
**RB** 28 C. Dillon  
**TE** 84 B. Watson

#### DEFENSE

**LE** 94 T. Warren  
**NT** 75 V. Wilfork  
**RE** 93 R. Seymour  
**OLB** 55 W. McGinest  
**ILB** 54 T. Bruschi  
**ILB** 50 M. Vrabel  
**OLB** 59 R. Colvin  
**LCB** 22 A. Samuel  
**RCB** 27 E. Hobbs  
**SS** 25 A. Hawkins  
**FS** 26 E. Wilson

**PATRIOTS SUBSTITUTIONS:** K 4 A. Vinatieri, P 8 J. Miller, WR 18 A. Davis, S 24 M. Stone, CB 32 H. Poteat, RB 33 K. Faulk, S 36 J. Sanders, FB 44 H. Evans, LB 51 D. Davis, LB 52 M. Beisel, LB 53 L. Izzo, LB 58 M. Chatham, LS 66 L. Paxton, OL 69 R. Tucker, G 74 B. Yates, WR 80 T. Brown, WR 86 T. Dwight, TE 88 C. Fauria, DE 91 M. Hill, LB 95 T. Banta-Cain, DL 97 J. Green, LB 98 C. Brown. **DID NOT PLAY:** QB 2 D. Flutie. **INACTIVE:** 30B 16 M. Cassel, WR 13 B. Childress, FB 35 P. Pass, G/C 64 G. Mruczkowski, T 77 N. Kaczur, WR 81 B. Johnson, DL 90 D. Klecko, DL 92 S. Thomas.

		1	2	3	4	OT	TOTAL	FIELD GOALS (made ( ) & missed)	
<b>VISITOR</b>	New England Patriots	0	3	3	7	—	13	A. Vinatieri	(40) (32) 43WR
<b>HOME</b>	Denver Broncos	0	10	7	10	—	27	J. Elam	(50) (34)

Team	Qtr	Clock Time	PLAY DESCRIPTION (Extra Point) (Drive Info)	SCORE Visitor Home
PATRIOTS	2	3:48	A. Vinatieri 40 yd. Field Goal (7-67, 2:22)	3 0
BRONCOS	2	1:42	M. Anderson 1 yd. run (J. Elam, kick) (1-40, 0:09)	3 7
BRONCOS	2	0:43	J. Elam 50 yd. Field Goal (4-7, 0:50)	3 10
PATRIOTS	3	7:49	A. Vinatieri 32 yd. Field Goal (11-58, 5:32)	6 10
BRONCOS	3	0:43	M. Anderson 1 yd. run (J. Elam, kick) (1-1, 0:04)	6 17
BRONCOS	4	8:38	R. Smith 4 yd. pass from J. Plummer (J. Elam, kick) (3-15, 1:32)	6 24
PATRIOTS	4	8:05	D. Givens 4 yd. pass from T. Brady (A. Vinatieri, kick) (2-77, 0:33)	13 24
BRONCOS	4	3:20	J. Elam 34 yd. Field Goal (8-61, 4:45)	13 27

### FINAL INDIVIDUAL STATISTICS

New England Patriots										Denver Broncos														
RUSHING	ATT	YDS	AVG	LG	TD					RUSHING	ATT	YDS	AVG	LG	TD									
C. Dillon	13	57	4.4	17	0					M. Anderson	19	69	3.6	18	2									
K. Faulk	7	23	3.3	5	0					T. Bell	6	19	3.2	8	0									
T. Brady	1	-1	-1	-1	0					J. Plummer	7	8	1.1	6	0									
TOTAL	21	79	3.8	17	0					TOTAL	32	96	3.0	18	2									
PASSING	ATT	CMP	YDS	TD	LG	IN	Rtg.								PASSING	ATT	CMP	YDS	TD	LG	IN	Rtg.		
T. Brady	36	20	341	0/0	1	73	2	74.0								J. Plummer	26	15	197	2/7	1	42	1	78.5
TOTAL	36	20	341	0/0	1	73	2	74.0								TOTAL	26	15	197	2/7	1	42	1	78.5
PASS RECEIVING	NO	YDS	AVG	LG	TD								PASS RECEIVING	NO	YDS	AVG	LG	TD						
D. Branch	8	153	19.1	73	0								R. Smith	6	96	16.0	42	1						
D. Givens	5	54	10.8	21	1								A. Lelie	5	50	10.0	17	0						
K. Faulk	2	20	10.0	14	0								J. Putzier	3	37	12.3	24	0						
A. Davis	1	51	51.0	51	0								M. Anderson	1	14	14.0	14	0						
T. Brown	1	33	33.0	33	0																			
D. Graham	1	18	18.0	18	0																			
C. Dillon	1	9	9.0	9	0																			
H. Evans	1	3	3.0	3	0																			
TOTAL	20	341	17.1	73	1								TOTAL	15	197	13.1	42	1						
INTERCEPTIONS	NO	YDS	AVG	LG	TD								INTERCEPTIONS	NO	YDS	AVG	LG	TD						
A. Samuel	1	0	0.0	0	0								C. Bailey	1	100	100.0	100	0						
													J. Lynch	1	5	5.0	5	0						
TOTAL	1	0	0.0	0	0								TOTAL	2	105	52.5	100	0						
PUNTING	NO	YDS	AVG	NET	TB	IN20	LG								PUNTING	NO	YDS	AVG	NET	TB	IN20	LG		
J. Miller	3	146	48.7	45.3	0	0	50								T. Sauerbrun	6	274	45.7	39.5	0	3	58		
TOTAL	3	146	48.7	45.3	0	0	50								TOTAL	6	274	45.7	39.5	0	3	58		
PUNT RETURNS	NO	YDS	AVG	FC	LG	TD								PUNT RETURNS	NO	YDS	AVG	FC	LG	TD				
T. Dwight	3	37	12.3	1	14	0								C. Adams	1	10	10.0	2	10	0				
T. Brown	1	0	0.0	0	0	0																		
[DOWNED]	1	0	0.0	0	—	0																		
RETURNS	4	37	9.3	1	14	0								RETURNS	1	10	10.0	2	10	0				
KICKOFF RETURNS	NO	YDS	AVG	FC	LG	TD								KICKOFF RETURNS	NO	YDS	AVG	FC	LG	TD				
E. Hobbs	3	89	29.7	0	32	0								C. Adams	3	54	18.0	0	29	0				
A. Davis	3	61	20.3	0	21	0								Da. Williams	1	19	19.0	0	19	0				
RETURNS	6	150	25.0	0	32	0								RETURNS	4	73	18.3	0	29	0				
New England Patriots										Denver Broncos														
FUMBLES	Own	Lost	Rec.	Yds	TD	FF	Opp. Rec.	Yds	TD	Bnds	FUMBLES	Own	Lost	Rec.	Yds	TD	FF	Opp. Rec.	Yds	TD	Bnds			
T. Brown	1	1	0	0	0	0	0	0	0	0	C. Bailey	1	0	0	0	0	0	0	0	0	1			
K. Faulk	1	1	0	0	0	0	0	0	0	0	C. Brown	0	0	0	0	0	1	0	0	0	0			
E. Hobbs	1	1	0	0	0	0	0	0	0	0	T. Sauerbrun	0	0	0	0	0	1	0	0	0	0			
B. Watson	0	0	0	0	0	1	0	0	0	0	I. Gold	0	0	0	0	0	1	0	0	0	0			

### FINAL TEAM STATISTICS

	PATRIOTS				BRONCOS					PATRIOTS				BRONCOS			
TOTAL FIRST DOWNS	15				16				FGs – PATs Had Blocked	0-0				0-0			
By Rushing	3				6				Net punting average	45.3				39.5			
By Passing	12				9				TOTAL RETURN YARDAGE (Not Including Kickoffs)	37				115			
By Penalty	0				1				No. and Yards Punt Returns	4-37				1-10			
THIRD DOWN EFFICIENCY	3-11-27%				4-14-29%				No. and Yards Kickoff Returns	6-150				4-73			
FOURTH DOWN EFFICIENCY	0-1-0%				0-1-0%				No. and Yards Interception Returns	1-0				2-105			
TOTAL NET YARDS	420				286				PENALTIES Number and Yards	8-82				4-24			
Total Offensive Plays (inc. times thrown passing)	57				60				FUMBLES Number and Lost	3-3				1-0			
Average gain per offensive play	7.4				4.8				TOUCHDOWNS	1				3			
NET YARDS RUSHING	79				96				Rushing	0				2			
Total Rushing Plays	21				32				Interceptions	1				1			
Average gain per rushing play	3.8				3.0				EXTRA POINTS Made-Attempts	1-1				3-3			
Tackles for a loss – number and yards	1-1				0-0				Kicking Made-Attempts	1-1				3-3			
NET YARDS PASSING	341				190				FIELD GOALS Made-Attempts	2-3				2-2			
Times thrown – yards lost attempting to pass	0-0				2-7				RED ZONE EFFICIENCY	1-3-33%				3-5-60%			
Gross yards passing	341				197				GOAL TO GO EFFICIENCY	1-2-50%				3-3-100%			
PASS ATTEMPTS-COMPLETIONS-HAD INTERCEPTED	36-20-2				26-15-1				SAFETIES	0				27			
Average gain per pass play (inc. # thrown passing)	9.5				6.8				FINAL SCORE	13				0			
KICKOFFS Number-In End Zone-Touchbacks	4-0-0				6-3-0				TIME OF POSSESSION	28:12				31:48			
PUNTS Number and Average	3-48.7				6-45.7												
Had Blocked	0				0												

### BRONCOS DEFENSIVE STATISTICS

*(based on coaches' film review)*

PLAYER	UT	A	TT	S-YDS	I-YDS	PD	FF	FR	PLAYER	UT	A	TT	S-YDS	I-YDS	PD	FF	FR
A. Wilson	6	3	9	0-0	0-0	2	0	0	C. Brown	4	0	4	0-0	0-0	1	1	0
D. Foxworth	5	4	9	0-0	0-0	0	0	0	C. Bailey	2	0	2	0-0	1-100	3	0	0
I. Gold	6	1	7	0-0	0-0	0	0	1	Da. Williams	2	0	2	0-0	0-0	0	0	0
D.J. Williams	5	2	7	0-0	0-0	0	0	0	T. Pryce	1	0	1	0-0	0-0	0	0	0
N. Ferguson	4	1	5	0-0	0-0	0	0	0	G. Warren	0	1	1	0-0	0-0	0	0	0
J. Lynch	4	1	5	0-0	1-5	2	0	0	<b>TEAM TOTALS</b>	<b>39</b>	<b>13</b>	<b>52</b>	<b>0-0</b>	<b>2-105</b>	<b>8</b>	<b>1</b>	<b>1</b>



# Indianapolis 49, Denver 24

Sunday, Jan. 9, 2005 • 1:07 p.m. EDT • RCA Dome • Indianapolis

WEATHER: Indoors • ATTENDANCE: 56,609 • TIME: 3:06

## 2004 AFC Wild Card Playoff Game

Peyton Manning threw for 458 yards with four touchdowns while also running for a score to lead the Indianapolis Colts over the Denver Broncos 49-24 in an AFC Wild Card Playoff Game at the RCA Dome in front of 56,609 fans.

The Colts jumped out to a 14-0 first-quarter lead after Manning found James Munro for a 2-yard touchdown pass and running back Edgerrin James scored on a 1-yard run.

After Manning's second touchdown of the day, a 19-yard strike to tight end Dallas Clark, the Broncos' Jason Elam put Denver on the scoreboard with a 33-yard field goal.

The Colts' offense responded quickly, however, as Manning increased the lead to 35-3 with a 35-yard touchdown pass to Reggie Wayne and a 1-yard quarterback sneak in the closing seconds of the half.

The Broncos fought back in the third quarter when quarterback Jake Plummer capped off a 10-play, 71-yard drive with a 9-yard touchdown pass to Rod Smith.

After forcing the Colts to punt for just the second time all day, Plummer led Denver downfield once again and hit tight end Jeb Putzier for a 35-yard score. The touchdown concluded an 85-yard drive, cutting the Broncos' deficit to 35-17.

Indianapolis denied Denver any thoughts of coming back when Manning connected with Wayne for the second time in the game for a 43-yard touchdown pass early in the fourth quarter.

The Broncos scored their final points on a 1-yard touchdown run by Tatum Bell at 7:45 of the fourth quarter, but it was not enough to catch up to the potent Colts offense, which posted 530 total yards for the game.

Smith paced the Denver receivers with seven catches for 99 yards with one touchdown to give him 39 career postseason catches and move him past Ed McCaffrey (36) for third on the Broncos' all-time playoff list. Putzier finished the contest with 67 yards on three receptions, including the 35-yard touchdown.

Plummer completed 24-of-34 passes for 284 yards with two touchdowns while posting a passer rating of 103.1.

For the Colts, Manning's 458 passing yards were the most the Broncos ever yielded in a game and ranked as the second-most passing yards in a playoff game in NFL history. Wayne also posted an impressive day, catching 10 passes for 221 yards with two scores, while Clark added 112 yards on six receptions with one touchdown.

### OFFICIALS:

**Referee** — Mike Carey (94); **Umpire** — Jim Quirk (5); **Head Linesman** — Ron Marinucci (107); **Line Judge** — Mark Periman (9); **Field Judge** — Scott Steenson (88); **Side Judge** — Larry Rose (128); **Back Judge** — Keith Ferguson (61); **Replay** — Tommy Moore.

## DENVER BRONCOS

### OFFENSE

<b>WR</b> 80	R. Smith
<b>LT</b> 78	M. Lepsis
<b>LG</b> 50	B. Hamilton
<b>C</b> 66	T. Nalen
<b>RG</b> 65	C. Carlisle
<b>RT</b> 72	G. Foster
<b>TE</b> 89	D. Carswell
<b>WR</b> 85	A. Lelie
<b>QB</b> 16	J. Plummer
<b>RB</b> 34	R. Droughns
<b>FB</b> 86	P. Hape

### DEFENSE

<b>LE</b> 92	M. Coleman
<b>LT</b> 68	M. Fatafeh
<b>RT</b> 75	M. Pope
<b>RE</b> 98	R. Hayward
<b>WLB</b> 52	D. Williams
<b>MLB</b> 56	A. Wilson
<b>SLB</b> 59	D. Spragan
<b>LCB</b> 24	C. Bailey
<b>RCB</b> 31	K. Herndon
<b>SS</b> 28	K. Kennedy
<b>FS</b> 47	J. Lynch

**BRONCOS SUBSTITUTIONS:** K 1 J. Elam, P/K 6 J. Baker, WR 10 T. Luke, WR 17 D. Watts, S 25 N. Ferguson, RB 26 T. Bell, S 32 C. Young, RB 37 C. Sapp, CB 40 J. Shoate, S 42 S. Brandon, CB 45 R. Alexander, LB 53 L. Green, LB 55 P. Chukwurah, LB 58 T. Pierce, DT 61 E. Johnson, G 69 P.J. Alexander, WR 81 C. Adams, TE/LS 83 M. Leach, TE 88 J. Putzier, DE 95 A. Palepoi, DE 99 R. Johnson. **DID NOT PLAY:** QB 13 D. Kanell, T 74 C. Green. **INACTIVE:** 3QB 8 M. Mauck, FB 39 K. Johnson, LB 57 J. Sykes, G 62 D. Neil, G 63 T. Stuber, G 70 T. Clabo, DE 93 T. Pryce, DT/DE 67 D. Veal.

## INDIANAPOLIS COLTS

### OFFENSE

<b>WR</b> 87	R. Wayne
<b>LT</b> 78	T. Glenn
<b>LG</b> 64	R. DeMulling
<b>C</b> 63	J. Saturday
<b>RG</b> 73	J. Scott
<b>RT</b> 71	R. Diem
<b>TE</b> 81	M. Pollard
<b>WR</b> 88	M. Harrison
<b>QB</b> 18	P. Manning
<b>RB</b> 32	E. James
<b>TE</b> 44	D. Clark

### DEFENSE

<b>LE</b> 79	R. Brock
<b>LT</b> 90	M. Reagor
<b>RT</b> 96	J. Williams
<b>RE</b> 93	D. Freeney
<b>LOLB</b> 50	D. Thornton
<b>MLB</b> 94	R. Morris
<b>ROLB</b> 59	C. June
<b>LCB</b> 25	N. Harper
<b>RCB</b> 42	J. David
<b>SS</b> 21	B. Sanders
<b>FS</b> 28	I. Bashir

**COLTS SUBSTITUTIONS:** K 10 M. Gramatica, K 13 M. Vanderjagt, P 17 H. Smith, SS 20 M. Doss, RB 23 J. Munro, CB 26 W. Bacon, CB 27 V. Hutchins, CB 29 J. Jefferson, RB 33 D. Rhodes, SS 38 G. Sapp, SS 41 C. Bird, TE 48 J. Snow, G/G 56 T. Peko, LB 58 G. Brackett, DT 75 L. Triplett, OT 76 M. Freitas, TE 80 B. Hartsock, WR 83 B. Stokley, WR 86 T. Walters, LB 98 N. Rogers, DE 98 R. Mathis, DE 99 R. Sciolli. **DID NOT PLAY:** QB 12 J. Sorgi. **INACTIVE:** 3QB 5 T. Brown, FS 39 A. Floyd, LB 51 G. Gardner, LB 55 K. Pope, G/C 61 T. Hutton, OG 65 R. Lijia, WR 84 B. Pyatt, WR 85 A. Moorehead.

		1	2	3	4	OT	TOTAL		FIELD GOALS (made ( ) & missed)
<b>VISITOR</b>	Denver Broncos	0	3	14	7	—	24		J. Elam (33)
<b>HOME</b>	Indianapolis Colts	14	21	0	14	—	49		
Team	Qtr	Clock Time	PLAY DESCRIPTION (Extra Point) (Drive Info)					SCORE	
COLTS	1	7:23	J. Munro 2 yd. pass from P. Manning (M. Vanderjagt, kick) (9-76, 3:43)					0	7
COLTS	1	0:38	E. James 1 yd. run (M. Vanderjagt, kick) (8-87, 4:59)					0	14
COLTS	2	8:11	D. Clark 19 yd. pass from P. Manning (M. Vanderjagt, kick) (4-52, 1:42)					0	21
BRONCOS	2	5:19	J. Elam 33 yd. Field Goal (7-51, 2:52)					3	21
COLTS	2	4:29	R. Wayne 35 yd. pass from P. Manning (M. Vanderjagt, kick) (2-40, 0:50)					3	28
COLTS	2	0:06	P. Manning 1 yd. run (M. Vanderjagt, kick) (8-75, 3:07)					3	35
BRONCOS	3	9:01	R. Smith 9 yd. pass from J. Plummer (J. Elam, kick) (10-71, 5:59)					10	35
BRONCOS	3	1:10	J. Putzier 35 yd. pass from J. Plummer (J. Elam, kick) (9-85, 5:39)					17	35
COLTS	4	12:48	R. Wayne 43 yd. pass from P. Manning (M. Vanderjagt, kick) (6-80, 3:22)					17	42
BRONCOS	4	7:45	T. Bell 1 yd. run (J. Elam, kick) (10-57, 5:03)					24	42
COLTS	4	2:02	D. Rhodes 2 yd. run (M. Vanderjagt, kick) (9-45, 5:43)					24	49

### FINAL INDIVIDUAL STATISTICS

Denver Broncos										Indianapolis Colts													
RUSHING	ATT	YDS	AVG	LG	TD					RUSHING	ATT	YDS	AVG	LG	TD								
T. Bell	12	49	4.1	15	1					E. James	18	63	3.5	11	1								
R. Droughns	8	29	3.6	6	0					D. Rhodes	5	12	2.4	6	1								
J. Plummer	1	0	0.0	0	0					P. Manning	1	1	1.0	1	1								
TOTAL	21	78	3.7	15	1					TOTAL	24	76	3.2	11	3								
PASSING	ATT	CMP	YDS	TKD/ YD	TD	LG	IN	Rtg.					PASSING	ATT	CMP	YDS	TKD/ YD	TD	LG	IN	Rtg.		
J. Plummer	34	24	284	3/24	2	35	1	103.1					P. Manning	33	27	458	1/4	4	49	1	145.7		
TOTAL	34	24	284	3/24	2	35	1	103.1					TOTAL	33	27	458	1/4	4	49	1	145.7		
PASS RECEIVING			NO	YDS	AVG	LG	TD					PASS RECEIVING			NO	YDS	AVG	LG	TD				
R. Smith			7	99	14.1	30	1					R. Wayne			10	221	22.1	49	2				
T. Bell			4	32	8.0	14	0					D. Clark			6	112	18.7	31	1				
R. Droughns			4	28	7.0	9	0					M. Harrison			4	51	12.5	24	0				
J. Putzier			3	67	22.3	35	1					B. Stokley			2	33	16.5	21	0				
A. Lelie			2	27	13.5	21	0					M. Pollard			2	28	14.0	25	0				
P. Hape			2	8	4.0	6	0					E. James			2	11	5.5	6	0				
D. Carswell			1	15	15.0	15	0					J. Mungro			1	2	2.0	2	1				
D. Watts			1	8	8.0	8	0																
TOTAL			24	284	11.8	35	2					TOTAL			27	458	16.9	49	4				
INTERCEPTIONS			NO	YDS	AVG	LG	TD					INTERCEPTIONS			NO	YDS	AVG	LG	TD				
K. Herndon			1	0	0.0	0	0					M. Doss			1	0	0.0	0	0				
TOTAL			1	0	0.0	0	0					TOTAL			1	0	0.0	0	0				
PUNTING	NO	YDS	AVG	NET	TB	IN20	LG					PUNTING	NO	YDS	AVG	NET	TB	IN20	LG				
J. Baker	4	150	37.5	35.3	0	1	46					H. Smith	2	76	38.0	38.5	0	2					
39												39											
TOTAL	4	150	37.5	35.3	0	1	46					TOTAL	2	76	38.0	38.5	0	2	39				
PUNT RETURNS	NO	YDS	AVG	FC	LG	TD					PUNT RETURNS	NO	YDS	AVG	FC	LG	TD						
C. Adams	1	-1	-1.0	0	-1	0					T. Walters	1	9	9.0	2	9	0						
T. Luke	0	0	0.0	1	—	0					(DOWNED)	1	0	0.0	0	—	0						
RETURNS	1	-1	-1.0	0	-1	0					RETURNS	1	9	9.0	2	9	0						
KICKOFF RETURNS	NO	YDS	AVG	FC	LG	TD					KICKOFF RETURNS	NO	YDS	AVG	FC	LG	TD						
C. Sapp	4	86	21.5	0	25	0					D. Rhodes	1	36	36.0	0	36	0						
R. Droughns	2	36	18.0	0	26	0					J. Mungro	1	18	18.0	0	18	0						
T. Luke	1	41	41.0	0	41	0					(TOUCHBACK)	1	0	0.0	0	—	0						
C. Adams	1	25	25.0	0	25	0																	
RETURNS	8	188	23.5	0	41	0					RETURNS	2	54	27.0	0	36	0						
Denver Broncos										Indianapolis Colts													
FUMBLES	Fum	Lost	Rec.	Yds	TD	FF	Rec.	Yds	TD	Bnds	FUMBLES	Fum	Lost	Rec.	Yds	TD	FF	Rec.	Yds	TD	Bnds		
C. Adams	1	0	0	0	0	0	0	0	0	1	J. Snow	0	0	0	0	0	1	0	0	0	0		
TOTAL	1	0	0	0	0	0	0	0	0	1	TOTAL	0	0	0	0	0	1	0	0	0	0		

### FINAL TEAM STATISTICS

	BRONCOS		COLTS			BRONCOS		COLTS	
TOTAL FIRST DOWNS	18	27	FGs – PATs Had Blocked	0-0	0-0				
By Rushing	4	7	Net punting average	35.3	38.5				
By Passing	14	18	TOTAL RETURN YARDAGE (Not Including Kickoffs)	-1	9				
By Penalty	0	2	No. and Yards Punt Returns	1 - -1	1-9				
THIRD DOWN EFFICIENCY	3-12-25%	7-10-70%	No. and Yards Kickoff Returns	8-188	2-54				
FOURTH DOWN EFFICIENCY	2-2-100%	0-0-0%	No. and Yards Interception Returns	1-0	1-0				
TOTAL NET YARDS	338	530	PENALTIES Number and Yards	5-24	4-26				
Total Offensive Plays (inc. times thrown passing)	58	58	FUMBLES Number and Lost	1-0	0-0				
Average gain per offensive play	5.8	9.1	TOUCHDOWNS	7	3				
NET YARDS RUSHING	78	78	Rushing	1	3				
Total Rushing Plays	21	24	Passing	2	4				
Average gain per rushing play	3.7	3.2	Interceptions	0	0				
Tackles for a loss – number and yards	2-3	0-0	EXTRA POINTS Made-Attempts	3-3	7-7				
NET YARDS PASSING	260	454	Kicking Made-Attempts	3-3	7-7				
Times thrown – yards lost attempting to pass	3-24	1-4	FIELD GOALS Made-Attempts	1-1	0-0				
Gross yards passing	284	458	RED ZONE EFFICIENCY	2-3-67%	5-6-83%				
PASS ATTEMPTS-COMPLETIONS-HAD INTERCEPTED	34-24-1	33-27-1	GOAL TO GO EFFICIENCY	1-1-100%	4-5-80%				
Average gain per pass play (inc. # thrown passing)	7.0	13.3	SAFETIES	24	49				
KICKOFFS Number-In End Zone-Touchbacks	5-1-1	8-0-0	FINAL SCORE	24	49				
PUNTS Number and Average	4-37.5	2-38.0	TIME OF POSSESSION	30:42	29:18				
Had Blocked	0	0							





# Indianapolis 41, Denver 10

Sunday, Jan. 4, 2004 • 4:35 p.m. EST • RCA Dome • Indianapolis

WEATHER: Indoors • ATTENDANCE: 56,586 • TIME: 2:39

## 2003 AFC Wild Card Playoff Game

Denver's 2003 season came to an end with a 41-10 loss to Indianapolis in an AFC Wild Card Playoff Game in front of 56,586 fans at the RCA Dome.

On the game's opening possession, Peyton Manning led the Colts 70 yards and capped the drive when he found Brandon Stokley for a 31-yard touchdown and an early lead. Denver answered on its first drive with a 49-yard Jason Elam field goal after penalties caused the drive to stall.

Late in the first quarter, Manning completed a pass to Marvin Harrison, who fell near the Colts' 29-yard line and after not being touched by a Broncos defender got up and ran the ball in for a touchdown and a 14-3 lead. With Denver unable to sustain a drive after picking up two holding penalties, Indianapolis took possession on its 20-yard-line after a Broncos punt. Manning engineered another successful touchdown drive (8 plays, 80 yards), culminating in a 23-yard touchdown pass to Harrison.

After another Denver punt, Manning hit Stokley in stride, and he raced 87 yards for a touchdown to give the Colts a 28-3 lead with less than two minutes remaining in the half. Denver began to mount a drive, but Plummer's pass intended for Rod Smith was intercepted by David Macklin and returned 21 yards to the Colts' 42-yard-line. Mike Vanderjagt's 27-yard field goal extended the Colts' lead to 31-3 at the half.

On Denver's first possession of the third quarter, Plummer connected with Rod Smith for a 34-yard reception, moving the Broncos to the Colts' 27-yard line before Elam's 46-yard field goal attempt was blocked. Indianapolis was able to add to its lead by capping a 64-yard drive with a 7-yard touchdown pass from Manning to Reggie Wayne.

Plummer—when hit from behind by Colts defensive end Dwight Freeney—fumbled on Denver's next possession, and the ball was recovered by Rob Morris on Denver's 20-yard line. Indianapolis settled for a 20-yard field goal that put it ahead 41-3. Midway through the fourth quarter after recovering a Colts fumble on its 38-yard-line, Denver finally found the end zone for the game's final score when Plummer connected with Smith for a 7-yard touchdown.

Plummer completed 23-of-30 passes for 181 yards with one touchdown but had a pair of interceptions. Clinton Portis led the Broncos with 68 rushing yards while Smith, Shannon Sharpe and Reuben Droughns each had five receptions.

### OFFICIALS:

**Referee** — Johnny Grier (23); **Umpire** — Ed Coukart (71); **Head Linesman** — James Wilson (43); **Line Judge** — Jeff Bergman (32); **Field Judge** — Jim Saracino (58); **Side Judge** — Doug Rosenbaum (67); **Back Judge** — Scott Green (19); **Replay** — Dean Blandino.

## DENVER BRONCOS

### OFFENSE

**WR** 80 R. Smith  
**LT** 74 E. Salaam  
**LG** 50 B. Hamilton  
**C** 66 T. Nalen  
**RG** 62 D. Neil  
**RT** 78 M. Lepsis  
**TE** 84 S. Sharpe  
**WR** 85 A. Lelie  
**QB** 16 J. Plummer  
**RB** 26 C. Portis  
**FB** 34 R. Droughns

### DEFENSE

**LE** 93 T. Pryce  
**LT** 68 M. Fatafeh  
**RT** 90 D. Holland  
**RE** 92 B. Berry  
**WLB** 59 D. Spragan  
**MLB** 56 A. Wilson  
**SLB** 33 J. Spencer  
**LCB** 35 L. Walls  
**RCB** 31 K. Herndon  
**SS** 28 K. Kennedy  
**FS** 42 S. Brandon

**BRONCOS SUBSTITUTIONS:** K 1 J. Elam, P/K 4 M. Knorr, WR 12 C. Adams, CB 21 S. Turner, RB 22 Q. Griffin, CB 23 W. Middlebrooks, S 32 C. Young, CB 33 J. Spencer, RB 38 M. Anderson, CB 47 R. McNeil, LB 53 J. Rutledge, LB 55 K. Burns, G/T 65 C. Carlisle, T 71 B. Brockermeyer, DT 75 M. Pope, WR 82 A. Madise, TE/LB 83 M. Leach, TE 86 P. Hape, TE 89 D. Carswell, DE 98 R. Hayward. **DID NOT PLAY:** QB 13 D. Kanell, WR 14 N. Jackson, DT 96 D. Madise. **INACTIVE:** 3QB 17 J. Jackson, CB/WR 24 D. O'Neal, RB 37 C. Sapp, T 69 P. Alexander, T 72 G. Foster, G 79 S. Herndon, WR 87 E. McCaffrey, TE 88 J. Putzler.

## INDIANAPOLIS COLTS

### OFFENSE

**WR** 87 R. Wayne  
**LT** 78 T. Glenn  
**LG** 64 R. DeMulling  
**C** 56 T. Peko  
**RG** 63 J. Saturday  
**RT** 71 R. Diem  
**TE** 81 M. Pollard  
**WR** 88 M. Harrison  
**QB** 18 P. Manning  
**RB** 32 E. James  
**TE** 80 J. Davenport

### DEFENSE

**LE** 79 R. Brock  
**LT** 75 L. Tripplett  
**RT** 90 M. Reagor  
**RE** 93 D. Freeney  
**SLB** 53 M. Washington  
**MLB** 54 R. Morris  
**WLB** 50 D. Thornton  
**LCB** 21 W. Harris  
**RCB** 27 D. Macklin  
**SS** 30 D. Strickland  
**FS** 28 I. Bashir

**COLTS SUBSTITUTIONS:** QB 7 B. Huard, K 13 M. Vanderjagt, P 17 H. Smith, DB 25 N. Harper, DB 31 C. Crosby, RB 33 D. Rhodes, DB 34 J. Doering, RB 35 R. Williams, DB 41 C. Bird, TE 48 J. Snow, LB 52 K. Whiteside, LB 57 J. Nelson, LB 58 G. Brackett, LB 59 C. June, OG 74 S. Scullio, T 76 M. Freitas, WR 83 B. Stokley, WR 86 T. Walters, DE 92 C. Bratzke, DT 96 J. Williams, DE 98 R. Mathis, DE 99 B. Sciolli. **DID NOT PLAY:** RB 36 T. Lopienski. **INACTIVE:** WR 10 T. Wilkins, WR 11 J. Dawson, 3QB 16 C. Sauter, DB 20 M. Doss, DB 39 A. Floyd, TE 44 D. Clark, TE 49 P. Mitchell, WR 85 A. Moorehead.

		1	2	3	4	OT	TOTAL	FIELD GOALS (made ( ) & missed)	
<b>VISITOR</b>	Denver Broncos	3	0	0	7	—	10	J. Elam	(49) 46B
<b>HOME</b>	Indianapolis Colts	14	17	10	0	—	41	M. Vanderjagt	(27) (20)

Team	Qtr	Clock Time	PLAY DESCRIPTION (Extra Point) (Drive Info)	SCORE
				Visitor Home
COLTS	1	12:02	B. Stokley 31 yd. pass from P. Manning (M. Vanderjagt, kick) (6-70, 3:05)	0 7
BRONCOS	1	3:48	J. Elam 49 yd. Field Goal (12-47, 8:14)	3 7
COLTS	1	0:36	M. Harrison 46 yd. pass from P. Manning (M. Vanderjagt, kick) (8-81, 3:17)	3 14
COLTS	2	7:28	M. Harrison 23 yd. pass from P. Manning (M. Vanderjagt, kick) (8-80, 3:49)	3 21
COLTS	2	1:51	B. Stokley 87 yd. pass from P. Manning (M. Vanderjagt, kick) (1-87, 0:10)	3 28
COLTS	2	0:00	M. Vanderjagt 27 yd. Field Goal (6-49, 0:55)	3 31
COLTS	3	5:19	R. Wayne 7 yd. pass from P. Manning (M. Vanderjagt, kick) (12-64, 5:45)	3 38
COLTS	3	0:55	M. Vanderjagt 20 yd. Field Goal (6-17, 3:38)	3 41
BRONCOS	4	7:04	R. Smith 7 yd. pass from J. Plummer (J. Elam, kick) (12-62, 6:18)	10 41

FINAL INDIVIDUAL STATISTICS																					
Denver Broncos										Indianapolis Colts											
RUSHING	ATT	YDS	AVG	LG	TD					RUSHING	ATT	YDS	AVG	LG	TD						
C. Portis	17	68	4.0	11	0					E. James	17	78	4.6	11	0						
Q. Griffin	6	60	10.0	19	0					D. Rhodes	4	8	2.0	4	0						
J. Plummer	3	18	6.0	10	0					P. Manning	1	0	0.0	0	0						
										R. Williams	1	-1	-1.0	-1	0						
TOTAL	26	146	5.6	19	0					TOTAL	23	85	3.7	11	0						
PASSING	ATT	CMP	YDS	TKD/YD	TD	LG	IN	Rtg.					PASSING	ATT	CMP	YDS	TKD/YD	TD	LG	IN	Rtg.
J. Plummer	30	23	181	2/5	1	34	2	74.4					P. Manning	26	22	377	0/0	5	87	0	158.3
													B. Huard	5	4	17	0/0	0	16	0	80.8
TOTAL	30	23	181	2/5	1	34	2	74.4					TOTAL	31	26	394	0/0	5	87	0	158.3
PASS RECEIVING	NO	YDS	AVG	LG	TD					PASS RECEIVING	NO	YDS	AVG	LG	TD						
R. Smith	5	66	13.2	34	1					M. Harrison	7	133	19.0	46	2						
S. Sharpe	5	31	6.2	9	0					R. Wayne	5	43	8.6	16	1						
R. Droughns	5	19	3.8	10	0					E. James	5	37	7.4	13	0						
Q. Griffin	2	18	9.0	11	0					B. Stokley	4	144	36.0	87	2						
C. Adams	2	18	9.0	14	0					T. Walters	3	1	0.3	3	0						
D. Carswell	2	12	6.0	7	0					M. Pollard	1	25	25.0	25	0						
C. Portis	1	10	10.0	10	0					J. Davenport	1	11	11.0	11	0						
A. Lelie	1	7	7.0	7	0																
TOTAL	23	181	7.9	34	1					TOTAL	26	394	15.2	87	5						
INTERCEPTIONS	NO	YDS	AVG	LG	TD					INTERCEPTIONS	NO	YDS	AVG	LG	TD						
	0	0	0.0	—	0					D. Macklin	2	52	26.0	31	0						
TOTAL	0	0	0.0	—	0					TOTAL	2	52	26.0	31	0						
PUNTING	NO	YDS	AVG	NET	TB	IN20	LG			PUNTING	NO	YDS	AVG	NET	TB	IN20	LG				
M. Knorr	2	84	42.0	32.0	1	1	44														
TOTAL	2	84	42.0	32.0	1	1	44			TOTAL	0	0	0.0	0.0	0	0	—				
PUNT RETURNS	NO	YDS	AVG	FC	LG	TD					PUNT RETURNS	NO	YDS	AVG	FC	LG	TD				
											(DOWNED)	1	0	0.0	0	—	0				
											(TOUCHBACK)	0	0	0.0	0	—	0				
RETURNS	0	0	0.0	0	—	0					RETURNS	0	0	0.0	0	—	0				
KICKOFF RETURNS	NO	YDS	AVG	FC	LG	TD					KICKOFF RETURNS	NO	YDS	AVG	FC	LG	TD				
R. Droughns	6	133	22.2	0	33	0					R. Williams	1	18	18.0	0	18	0				
(TOUCHBACK)	1	0	0.0	0	—	0					D. Rhodes	1	16	16.0	0	16	0				
RETURNS	6	133	22.2	0	33	0					RETURNS	2	34	17.0	0	18	0				
Denver Broncos	Own			Opp.			Out			Indianapolis Colts	Own			Opp.			Out				
FUMBLES	Fum	Lost	Rec.	Yds	TD	FF	Rec.	Yds	TD	Bnds	FUMBLES	Fum	Lost	Rec.	Yds	TD	FF	Rec.	Yds	TD	Bnds
J. Plummer	1	1	0	0	0	0	0	0	0	0	P. Manning	1	0	1	-2	0	0	0	0	0	0
C. Portis	1	0	0	0	0	0	0	0	0	1	E. James	1	1	0	0	0	0	0	0	0	0
M. Fatafeh	0	0	0	0	0	1	0	0	0	0	M. Pollard	1	0	0	0	0	0	0	0	0	1
L. Walls	0	0	0	0	0	1	0	0	0	0	D. Freeney	0	0	0	0	0	1	0	0	0	0
R. Hayward	0	0	0	0	0	0	1	0	0	0	W. Harris	0	0	0	0	0	1	0	0	0	0
											R. Morris	0	0	0	0	0	0	1	0	0	0
TOTAL	2	1	0	0	0	2	1	0	0	1	TOTAL	3	1	1	-2	0	2	1	0	0	1

FINAL TEAM STATISTICS									
	BRONCOS		COLTS			BRONCOS		COLTS	
TOTAL FIRST DOWNS	20	23			FGs – PATs Had Blocked	1-0	0-0		
By Rushing	10	6			Net punting average	32.0	0.0		
By Passing	9	17			TOTAL RETURN YARDAGE (Not Including Kickoffs)	0	52		
By Penalty	1	0			No. and Yards Punt Returns	0-0	0-0		
THIRD DOWN EFFICIENCY	4-11-36%	6-8-75%			No. and Yards Kickoff Returns	6-133	2-34		
FOURTH DOWN EFFICIENCY	2-2-100%	0-1-0%			No. and Yards Interception Returns	0-0	2-52		
TOTAL NET YARDS	322	479			PENALTIES Number and Yards	5-55	5-40		
Total Offensive Plays (inc. times thrown passing)	58	54			FUMBLES Number and Lost	2-1	3-1		
Average gain per offensive play	5.6	8.9			TOUCHDOWNS	1	5		
NET YARDS RUSHING	146	85			Rushing	0	1		
Total Rushing Plays	26	23			Passing	1	5		
Average gain per rushing play	5.6	3.7			Interceptions	0	2		
Tackles for a loss – number and yards	2-4	2-5			EXTRA POINTS Made-Attempts	1-1	5-5		
NET YARDS PASSING	176	394			Kicking Made-Attempts	1-1	5-5		
Times thrown – yards lost attempting to pass	2-5	0-0			FIELD GOALS Made-Attempts	1-2	2-2		
Gross yards passing	181	394			RED ZONE EFFICIENCY	1-1-100%	1-3-33%		
PASS ATTEMPTS-COMPLETIONS-HAD INTERCEPTED	30-23-2	31-26-0			GOAL TO GO EFFICIENCY	0-0-0%	1-3-33%		
Average gain per pass play (inc. # thrown passing)	5.5	12.7			SAFETIES	0	0		
KICKOFFS Number-In End Zone-Touchbacks	3-0-0	7-1-1			FINAL SCORE	10	41		
PUNTS Number and Average	2-42-0	0-0-0			TIME OF POSSESSION	34:38	25:22		
Had Blocked	0	0							



# Baltimore 21, Denver 3

Sunday, Dec. 31, 2000 • 12:35 p.m. EST • PSINet Stadium • Baltimore

WEATHER: Mostly Sunny, 22° (wind chill 5°), Wind NNW 20-25 mph • ATTENDANCE: 69,638 • TIME: 2:54

## 2000 AFC Wild Card Playoff Game

The Denver Broncos' 2000 season ended with a 21-3 defeat at the hands of the Baltimore Ravens in an AFC Wild Card Playoff Game at PSINet Stadium in Baltimore on a blustery New Year's Eve day in front of 69,638 fans.

Denver's offense managed just 177 yards—the club's third-lowest output in 28 postseason games—and nine first downs against a record-setting Ravens defense, which put an end to the Broncos' seven-game postseason winning streak.

After a scoreless first quarter, Baltimore put up the first points when Jamal Lewis reached the end zone from one yard out early in the second quarter to cap a 10-play, 75-yard drive.

The Broncos answered with a 31-yard Jason Elam field goal to narrow the deficit to 7-3 when a promising 12-play, 68-yard drive stalled after a third-and-1 opportunity at the Ravens' 12-yard line. What followed would prove to be the play of the game, if not one of the more bizarre plays of the year.

The Ravens' Corey Harris returned the ensuing kickoff 15 yards to the Baltimore 42-yard line. On first-and-10, Baltimore's Trent Diler attempted a screen pass to Lewis, who tipped the ball into and out of the hands of Denver cornerback Terrell Buckley. The loose ball was grabbed out of the air by former Broncos tight end Shannon Sharpe, who dashed 58 yards for a touchdown, boosting the lead to 14-3 at the half.

Baltimore increased its lead to 21-3 late in the third quarter when Lewis ran 27 yards for his second touchdown of the day to cap the scoring.

Denver managed just 83 yards on its eight second-half possessions and was held scoreless to preserve the lowest scoring output (3) in franchise postseason history. The Broncos penetrated Ravens territory just once all day and ran only seven plays on the Baltimore side of the field.

Broncos quarterback Gus Frerotte, subbing for the injured Brian Griese, completed 13-of-28 passes for 124 yards with one interception. Denver's Ed McCaffrey led all receivers with eight catches for 75 yards (9.4 avg.).

Mike Anderson led the Broncos in rushing with 40 yards on 15 carries. Safety Billy Jenkins and defensive end Maa Tanuvasa each had sacks for the Broncos' defense, which held Baltimore to 240 net yards of total offense and forced 10 punts. Denver also allowed the Ravens to convert just 4-of-14 (28.6%) of their third-down attempts.

### OFFICIALS:

**Referee** — Larry Nemmers (20); **Umpire** — Bob Wagner (100); **Head Linesman** — Tony Veteri (36); **Line Judge** — Ron Phares (10); **Field Judge** — Steve Zimmer (33); **Side Judge** — Doug Toole (4); **Back Judge** — Richard Reels (83); **Replay** — Bob Boylston.

## DENVER BRONCOS

### OFFENSE

**WR** 80 R. Smith  
**LT** 77 T. Jones  
**LG** 64 L. Friedman  
**C** 66 T. Nalen  
**RG** 62 D. Neil  
**RT** 78 M. Lepsis  
**TE** 89 D. Carswell  
**WR** 87 E. McCaffrey  
**QB** 12 G. Frerotte  
**RB** 38 M. Anderson  
**FB** 29 H. Griffith

### DEFENSE

**LE** 98 M. Tanuvasa  
**LT** 94 K. Traylor  
**RT** 93 T. Pryce  
**RE** 95 K. Pittman  
**WLB** 51 J. Mobley  
**MLB** 56 A. Wilson  
**SLB** 53 B. Romanowski  
**LCB** 39 R. Crockett  
**RCB** 27 T. Buckley  
**SS** 32 B. Jenkins  
**FS** 26 E. Brown

**BRONCOS SUBSTITUTIONS:** K 1 J. Elam, K 2 S. Lindsey, P 16 T. Rouen, QB 17 J. Jackson, CB 24 D. O'Neal, S 28 K. Kennedy, CB 33 J. Spencer, CB 35 J. Suttle, FB 42 D. Smith, RB 46 K. Coleman, S 48 G. Coghill, LB 52 I. Gold, LB 55 K. Burns, LB 59 G. Cadrez, C 60 K. A. Jones, G/T 65 C. Carlisle, WR 81 S. Montgomery, WR 83 T. McGriff, TE 86 B. Chamberlain, TE 88 De. Clark, DE 92 L. Archambeau, DE 96 H. Hasselbach, DT 97 M. Lodish. **DID NOT PLAY:** QB 14 B. Griese. **INACTIVE:** RB 30 T. Davis, S 47 Da. Clark, TE 82 B. Miller, WR 84 C. Cole, WR 85 C. Fields, DT 90 J. Johnson, DE 99 M. Reagar.

## BALTIMORE RAVENS

### OFFENSE

**WR** 87 Q. Ismail  
**LT** 75 J. Ogden  
**LG** 64 E. Mulitalo  
**C** 60 J. Mitchell  
**RG** 62 M. Flynn  
**RT** 70 H. Wayne  
**TE** 82 S. Sharpe  
**TE** 81 B. Coates  
**QB** 8 T. Diler  
**RB** 31 Ja. Lewis  
**FB** 32 S. Gash

### DEFENSE

**LE** 90 R. Burnett  
**LT** 95 S. Adams  
**RT** 98 T. Siragusa  
**RE** 99 M. McCrary  
**LLB** 58 P. Boulware  
**MLB** 52 R. Lewis  
**RLB** 55 J. Sharper  
**LCB** 22 D. Starks  
**RCB** 21 C. McAlister  
**SS** 20 K. Herring  
**FS** 26 R. Woodson

**RAVENS SUBSTITUTIONS:** K 3 M. Stover, P 5 K. Richardson, QB 12 T. Banks, FB 29 C. Evans, RB 33 P. Holmes, CB 35 R. Bailey, CB 38 J. Trapp, S 42 A. Mitchell, S 45 C. Harris, LB 50 B. Jackson, LB 51 C. Brown, LB 56 A. Davis, LB 57 O. Brigrance, C 66 J. Hudson, OL 77 K. Vickers, DT 79 L. Webster, WR 80 B. Stokley, WR 83 P. Johnson, WR 84 Je. Lewis, WR 86 B. Davis, DT 91 L. Dalton, DE 93 K. Washington. **DID NOT PLAY:** OT 71 S. Folau. **INACTIVE:** 30B 7 C. Redman, WR 11 M. Nash, CB 25 C. Love, S 43 A. Poindexter, OT 72 S. Williams, OG 74 O. Bobo, TE 85 J. Jones, DE 96 A. Thomas.

		1	2	3	4	OT	TOTAL	FIELD GOALS (made ( ) & missed)
<b>VISITOR</b>	Denver Broncos	0	3	0	0	—	3	J. Elam (31)
<b>HOME</b>	Baltimore Ravens	0	14	7	0	—	21	

Team	Qtr	Clock Time	PLAY DESCRIPTION (Extra Point) (Drive Info)	SCORE Visitor Home
RAVENS	2	11:43	Ja. Lewis 1 yd. run (M. Stover, kick) (10-75, 5:51)	0 7
BRONCOS	2	4:31	J. Elam 31 yd. Field Goal (12-68, 7:12)	3 7
RAVENS	2	4:06	S. Sharpe 58 yd. pass from T. Diler (M. Stover, kick) (1-58, 0:25)	3 14
RAVENS	3	3:19	Ja. Lewis 27 yd. run (M. Stover, kick) (2-28, 0:42)	3 21

Final Individual Statistics																					
Denver Broncos										Baltimore Ravens											
Rushing		Att	Yds	Avg	LG	TD	Rushing				Rushing		Att	Yds	Avg	LG	TD	Rushing			
M. Anderson		15	40	2.7	13	0	Ja. Lewis				30		110	3.7	27	2	T. Diller				
R. Smith		2	3	1.5	7	0	P. Holmes				5		6	1.2	4	0	T. Banks				
G. Frerotte		1	-1	-1.0	-1	0	Je. Lewis				1		5	5.0	5	0	T. Diller				
							T. Diller				1		2	2.0	2	0	T. Banks				
							T. Banks				1		-1	-1.0	-1		T. Banks				
TOTAL		18	42	2.3	13	0	TOTAL				38		122	3.2	27	2	TOTAL				
Passing										Passing											
Passing		Att	Cmp	Yds	Tkd/Yd	TD	LG	In	Rtg.	Passing		Att	Cmp	Yds	Tkd/Yd	TD	LG	In	Rtg.		
G. Frerotte		28	13	124	4/34	0	24	1	44.3	T. Diller		14	9	130	2/12	1	58	0	118.2		
J. Jackson		10	5	54	1/9	0	19	0	66.3	T. Banks		1	0	0	0/0	0	0	0	39.6		
TOTAL		38	18	178	5/43	0	24	1	50.1	TOTAL		15	9	130	2/12	1	58	0	110.4		
Pass Receiving										Pass Receiving											
Pass Receiving		No	Yds	Avg	LG	TD	Pass Receiving				No	Yds	Avg	LG	TD	Pass Receiving					
E. McCaffrey		8	75	9.4	16	0	Q. Ismail				4		35	8.8	15	0	S. Sharpe				
R. Smith		3	58	19.3	24	0	S. Sharpe				3		73	24.3	58	1	Ja. Lewis				
M. Anderson		2	10	5.0	8	0	Ja. Lewis				1		15	15.0	15	0	S. Gash				
D. Carswell		2	8	4.0	6	0	S. Gash				1		7	7.0	7	0					
H. Griffith		1	16	16.0	16	0															
T. McGriff		1	6	6.0	6	0															
De. Clark		1	5	5.0	5	0															
TOTAL		18	178	9.9	24	0	TOTAL				9		130	14.4	58	1	TOTAL				
Interceptions										Interceptions											
Interceptions		No	Yds	Avg	LG	TD	Interceptions				No	Yds	Avg	LG	TD	Interceptions					
TOTAL		0	0	0.0	—	0	TOTAL				1		4	4.0	4	0	TOTAL				
Punting										Punting											
Punting		No	Yds	Avg	Net	Tb	In20	LG	Punting		No	Yds	Avg	Net	Tb	In20	LG				
T. Rouen		9	346	38.4	35.6	0	6	62	R. Lewis		10	383	38.3	33.0	2	4	66				
TOTAL		9	346	38.4	35.6	0	6	62	TOTAL		10	383	38.3	33.0	2	4	66				
Punt Returns										Punt Returns											
Punt Returns		No	Yds	Avg	FC	LG	TD	Punt Returns		No	Yds	Avg	FC	LG	TD	Punt Returns					
D. O'Neal		3	13	4.3	0	7	0	Ja. Lewis		4		26	6.5	2	17	0	(DOWNED)				
D. Smith		1	0	0.0	0	0	0	(DOWNED)		3		0	0.0	0	—	0	(TOUCHBACK)				
T. Buckley		0	0	0.0	1	—	0	RETURNS		4		26	6.5	2	17	0	RETURNS				
(DOWNED)		3	0	0.0	0	—	0														
(TOUCHBACK)		2	0	0.0	0	—	0														
TOTAL		4	13	3.3	1	7	0														
Kickoff Returns										Kickoff Returns											
Kickoff Returns		No	Yds	Avg	FC	LG	TD	Kickoff Returns		No	Yds	Avg	FC	LG	TD	Kickoff Returns					
B. Chamberlain		1	15	15.0	0	15	0	C. Harris		1		15	15.0	0	15	0	C. Coates				
D. Smith		1	15	15.0	0	15	0	B. Coates		1		8	8.0	0	8	0					
D. O'Neal		1	13	13.0	0	13	0										</				

FINAL TEAM STATISTICS					
	BRONCOS		RAVENS		
TOTAL FIRST DOWNS	9	13	PUNTS Number and Average	9-38.4	10-38.3
By Rushing	1	5	Had Blocked	0	0
By Passing	8	7	FGs – PATs Had Blocked	0	0
By Penalty	0	1	Net punting average	35.6	33
THIRD DOWN EFFICIENCY	3-16-19%	4-14-29%	TOTAL RETURN YARDAGE (Not Including Kickoffs)	13	30
FOURTH DOWN EFFICIENCY	1-3-33%	0-0-0%	No. and Yards Punt Returns	4-13	4-26
TOTAL NET YARDS	177	240	No. and Yards Kickoff Returns	3-43	2-23
Total Offensive Plays (inc. times thrown passing)	67	55	No. and Yards Interception Returns	0-0	1-4
Average gain per offensive play	2.9	4.4	PENALTIES Number and Yards	6-33	4-30
NET YARDS RUSHING	42	122	FUMBLES Number and Lost	0-0	1-0
Total Rushing Plays	18	38	TOUCHDOWNS	0	3
Average gain per rushing play	2.3	3.2	Rushing	0	2
Tackles for a loss – number and yards	1-4	3.6	Passing	0	1
NET YARDS PASSING	135	118	EXTRA POINTS Made-Attempts	0-0	3-3
Times thrown – yards lost attempting to pass	5-43	2-12	Kicking Made-Attempts	0-0	3-3
Gross yards passing	178	130	FIELD GOALS Made-Attempts	1-1	0-0
PASS ATTEMPTS-COMPLETIONS-HAD INTERCEPTED	38-18-1	15-9-0	SAFETIES	0	0
Average gain per pass play (inc. # thrown passing)	3.1	6.9	LINE SCORE	3	21
KICKOFFS Number-In End Zone-Touchbacks	2-0-0	4-1-1	TIME OF POSSESSION	27:37	32:23

BRONCOS DEFENSIVE STATISTICS																	
(based on unofficial press box statistics)																	
PLAYER	UT	A	TT	S-YDS	I-YDS	PD	FF	FR	PLAYER	UT	A	TT	S-YDS	I-YDS	PD	FF	FR
B. Jenkins	10	2	12	1-10	0-0	0	1	0	I. Gold	1	0	1	0-0	0-0	0	0	0
T. Mincey	7	0	7	0-0	0-0	1	0	0	M. Lodish	1	0	1	0-0	0-0	0	0	0
J. Boyce	6	0	6	0-0	0-0	0	0	0	K. Traylor	0	1	1	0-0	0-0	0	0	0
A. Wilson	4	2	6	0-0	0-0	0	0	0	L. Archambeau	0	0	0	0-0	0-0	0	0	0
E. Brown	4	1	5	0-0	0-0	0	0	0	T. Buckley	0	0	0	0-0	0-0	0	0	0
M. Tanuvasa	3	2	5	1-2	0-0	0	0	0	G. Gadrez	0	0	0	0-0	0-0	0	0	0
H. Hasselbach	4	0	4	0-0	0-0	0	0	0	D. O'Neal	0	0	0	0-0	0-0	0	0	0
B. Romanowski	2	2	4	0-0	0-0	0	0	0	J. Spencer	0	0	0	0-0	0-0	0	0	0
K. Pittman	2	1	3	0-0	0-0	0	0	0	TEAM TOTALS	46	11	57	2-12	0-0	1	1	0
R. Crockett	2	0	2	0-0	0-0	0	0	0									



# Denver 34, Atlanta 19

Sunday, Jan. 31, 1999 • 6:25 p.m. EST • Pro Player Stadium • Miami

WEATHER: Mostly Cloudy, 73°, Wind E 10 mph • ATTENDANCE: 74,803 • TIME: 3:18

## Super Bowl XXXIII



The Denver Broncos clinched their second consecutive World Championship with a 34-19 victory over the Atlanta Falcons in Super Bowl XXXIII before 74,803 fans at Miami's Pro Player Stadium and millions more watching around the world. Denver became just the sixth franchise in NFL history to win back-to-back Super Bowl titles and posted the seventh repeat championship in Super Bowl history.

Quarterback John Elway claimed the game's Most Valuable Player award by completing 18-of-29 passes for 336 yards (third most in Super Bowl history at the time), including an 80-yard scoring toss to Rod Smith in the second quarter that tied for the second-longest TD pass in Super Bowl history. Elway also ran for a 3-yard score in the fourth quarter, making him the oldest player (38) to score a touchdown in the Super Bowl, eclipsing the mark he set a year earlier by scoring in Super Bowl XXXII.

Elway's accurate passing and the effective running of Terrell Davis, who set an NFL record with his seventh consecutive 100-yard game in the postseason (102 yards), kept the Falcons off balance all night. The Broncos' defense chipped in with two sacks and four takeaways, including two interceptions by Darrien Gordon, who set a Super Bowl record for most interception return yards in a game (108).

Atlanta took the opening kickoff and capped its drive with a 32-yard Morten Andersen field goal before Denver answered with the game's next 17 points. The first score came on a 1-yard run by Howard Griffith that ended a 10-play, 80-yard opening drive by the Broncos, and the lead was increased to 10-3 on a 26-yard Jason Elam field goal that capped Denver's third possession. After Andersen missed a 26-yard field goal attempt, the Broncos answered with the Elway-to-Smith 80-yard score on the next play to push the lead to 17-3. The Falcons narrowed the margin to 17-6 at halftime with a 28-yard Andersen field goal.

After a scoreless third quarter, Denver took advantage of Gordon's first interception by capping a short 24-yard drive with another Griffith 1-yard touchdown run early in the fourth quarter. Gordon's second interception set up Elway's 3-yard touchdown run that put Denver ahead 31-6 with 11:20 remaining. Two late touchdowns by Atlanta, sandwiched around a 37-yard Elam field goal, produced the final margin.

### OFFICIALS:

**Referee** — Bernie Kukar (86); **Umpire** — Jim Daopoulos (75); **Head Linesman** — Sanford Rivers (21); **Line Judge** — Ron Baynes (56); **Field Judge** — Tim Millis (80); **Side Judge** — Gary Lane (120); **Back Judge** — Don Hakes (96).

## DENVER BRONCOS

### OFFENSE

**WR** 80 R. Smith  
**LT** 77 T. Jones  
**LG** 69 M. Schlereth  
**C** 66 T. Nalen  
**RG** 62 D. Neil  
**RT** 74 H. Swayne  
**TE** 84 S. Sharpe  
**WR** 87 E. McCaffrey  
**QB** 7 J. Elway  
**HB** 30 T. Davis  
**FB** 29 H. Griffith

### DEFENSE

**LE** 96 H. Hasselbach  
**LT** 94 K. Traylor  
**RT** 93 T. Pryce  
**RE** 98 M. Tanuvasa  
**WLB** 51 J. Mobley  
**MLB** 59 G. Cadrez  
**SLB** 53 B. Romanowski  
**LCB** 39 R. Crockett  
**RCB** 21 D. Gordon  
**SS** 34 T. Braxton  
**FS** 27 S. Atwater

**BRONCOS SUBSTITUTIONS:** K 1 J. Elam, QB 6 B. Brister, P 16 T. Rouen, CB 20 T. James, RB 22 V. Hebron, CB 25 D. Johnson, CB 28 T. Paul, RB 31 D. Loville, RB 37 A. Lynn, FB 42 D. Smith, S 48 G. Coghill, LB 56 K. Burns, G 63 D. Diaz-Infante, T 78 M. Lepsis, WR 82 M. Nash, WR 85 W. Green, TE 86 B. Chamberlain, TE 89 D. Carswell, DE 90 N. Smith, DE 91 A. Williams, DE 95 M. Washington, DT 97 M. Lodish, LB 99 S. Joyner. **INACTIVE:** QB 14 B. Griese, S 26 E. Brown, LB 54 N. Wayne, C 60 K.C. Jones, T 70 T. Teague, DE 73 C. Brown, G 79 C. Banks, WR 83 J. Armour.

## ATLANTA FALCONS

### OFFENSE

**WR** 80 T. Martin  
**LT** 70 B. Whitfield  
**LG** 68 C. Collins  
**C** 61 R. Tobeck  
**RG** 69 G. Williams  
**RT** 74 E. Salaam  
**TE** 88 O.J. Santiago  
**WR** 81 T. Mathis  
**QB** 12 C. Chandler  
**RB** 32 J. Anderson  
**FB** 85 B. Kozlowski

### DEFENSE

**LE** 92 L. Archambeau  
**LT** 98 T. Hall  
**RT** 75 S. Dronett  
**RE** 90 C. Smith  
**WLB** 97 C. Bennett  
**MLB** 58 J. Tuggle  
**SLB** 94 H. Crockett  
**LCB** 34 R. Buchanan  
**RCB** 20 M. Booker  
**SS** 35 W. White  
**FS** 41 E. Robinson

**FALCONS SUBSTITUTIONS:** P 4 D. Stryzinski, K 5 M. Andersen, CB 21 E. Williams, CB 23 R. Bradford, S 25 D. Bush, RB 28 H. Green, CB 29 R. Fuller, FB 45 G. Downs, LB 52 C. Sauer, LB 54 R. Hamilton, LB 56 K. Brooking, LB 59 B. Talley, G 64 B. Hallen, C/G 67 A. Schreiber, T 76 J. Portilla, WR 82 R. Harris, WR 83 T. Dwight, TE 86 E. Smith, DE 91 J. Burrough, DT 95 E. Tuvalo, DE 96 A. Edwards. **DID NOT PLAY:** QB 17 S. DeBerg, RB 33 K. Oxendine. **INACTIVE:** QB 13 T. Graziani, CB 26 D. Anderson, S 27 O. Brown, S 47 C. Bayne, G/C 79 D. Widell, TE 84 R. Monroe, WR 89 T. Kinchen, DE 93 S. Swayda.

		1	2	3	4	OT	TOTAL	FIELD GOALS (made ( ) & missed)		
VISITOR	Denver Broncos	7	10	0	17	—	34	J. Elam	(26) 38WR	48WL (37)
HOME	Atlanta Falcons	3	3	0	13	—	19	M. Andersen	(32) 26WR	(28)
Team	Qtr	Clock Time	PLAY DESCRIPTION (Extra Point) (Drive Info)					SCORE		
								Visitor	Home	
FALCONS	1	9:35	M. Andersen 32 yd. Field Goal (10-48, 5:25)					0	3	
BRONCOS	1	3:55	H. Griffith 1 yd. run (J. Elam, kick) (10-80, 5:40)					7	3	
BRONCOS	2	9:17	J. Elam 26 yd. Field Goal (11-63, 4:58)					10	3	
BRONCOS	2	4:54	R. Smith 80 yd. pass from J. Elway (J. Elam, kick) (1-80, 0:13)					17	3	
FALCONS	2	2:25	M. Andersen 28 yd. Field Goal (7-38, 2:29)					17	6	
BRONCOS	4	14:56	H. Griffith 1 yd. run (J. Elam, kick) (5-24, 1:50)					24	6	
BRONCOS	4	11:20	J. Elway 3 yd. run (J. Elam, kick) (3-48, 1:17)					31	6	
FALCONS	4	11:01	T. Dwight 94 yd. kickoff return (M. Andersen, kick)					31	13	
BRONCOS	4	7:08	J. Elam 37 yd. Field Goal (7-36, 3:53)					34	13	
FALCONS	4	2:04	T. Mathis 3 yd. pass from C. Chandler (2-pt. Attempt Failed) (16-76, 5:04)					34	19	

### FINAL INDIVIDUAL STATISTICS

Denver Broncos										Atlanta Falcons											
RUSHING	ATT	YDS	AVG	LG	TD					RUSHING	ATT	YDS	AVG	LG	TD						
T. Davis	25	102	4.1	15	0					J. Anderson	18	96	5.3	15	0						
H. Griffith	4	9	2.3	4	2					C. Chandler	4	30	7.5	12	0						
D. Loville	2	8	4.0	6	0					T. Dwight	1	5	5.0	5	0						
J. Elway	3	2	0.7	3	1																
R. Smith	1	1	1.0	1	0																
B. Brister	1	-1	-1.0	-1	0																
TOTAL	36	121	3.4	15	3					TOTAL	23	131	5.7	15	0						
TKD/										TKD/											
PASSING	ATT	CMP	YDS	YD	TD	LG	IN	Rtg.		PASSING	ATT	CMP	YDS	YD	TD	LG	IN	Rtg.			
J. Elway	29	18	336	0/0	1	80	1	99.2		C. Chandler	35	19	219	2/13	1	30	3	47.2			
TOTAL	29	18	336	0/0	1	80	1	99.2		TOTAL	35	19	219	2/13	1	30	3	47.2			
PASS RECEIVING	NO	YDS	AVG	LG	TD					PASS RECEIVING	NO	YDS	AVG	LG	TD						
R. Smith	5	152	30.4	80	1					T. Mathis	7	85	12.1	30	1						
E. McCaffrey	5	72	14.4	25	0					T. Martin	5	79	15.8	23	0						
B. Chamberlain	3	29	9.7	13	0					J. Anderson	3	16	5.3	9	0						
T. Davis	2	50	25.0	39	0					R. Harris	2	21	10.5	13	0						
S. Sharpe	2	26	13.0	14	0					OJ. Santiago	1	13	13.0	13	0						
H. Griffith	1	7	7.0	7	0					B. Kozlowski	1	5	5.0	5	0						
TOTAL	18	336	18.7	80	1					TOTAL	19	219	11.5	30	1						
INTERCEPTIONS	NO	YDS	AVG	LG	TD					INTERCEPTIONS	NO	YDS	AVG	LG	TD						
D. Gordon	2	108	54.0	58	0					R. Bradford	1	1	1.0	1	0						
D. Johnson	1	28	28.0	28	0																
TOTAL	3	136	45.3	58	0					TOTAL	1	1	1.0	1	0						
PUNTING	NO	YDS	AVG	NET	TB	IN20	LG			PUNTING	NO	YDS	AVG	NET	TB	IN20	LG				
T. Rouen	1	35	35.0	35.0	0	1	35			D. Strzyzinski	1	39	39.0	39.0	0	0	39				
TOTAL	1	35	35.0	35.0	0	1	35			TOTAL	1	39	39.0	39.0	0	0	39				
PUNT RETURNS	NO	YDS	AVG	FC	LG	TD				PUNT RETURNS	NO	YDS	AVG	FC	LG	TD					
(DOWNED)	1	0	0.0	0	—	0				T. Dwight	0	0	0.0	1	—	0					
RETURNS	0	0	0.0	0	—	0				RETURNS	0	0	0.0	1	—	0					
KICKOFF RETURNS	NO	YDS	AVG	FC	LG	TD				KICKOFF RETURNS	NO	YDS	AVG	FC	LG	TD					
V. Hebron	2	42	21.0	0	26	0				T. Dwight	5	210	42.0	0	94	1					
B. Chamberlain	1	2	2.0	0	2	0				B. Kozlowski	2	17	8.5	0	16	0					
RETURNS	3	44	14.7	0	26	0				RETURNS	7	227	32.4	0	94	1					
Denver Broncos	Own	Yds		Opp.	Yds	TD	Out				Atlanta Falcons	Own	Yds		Opp.	Yds	TD	Out			
FUMBLES	Fum	Lost	Rec.	FF	Rec.	Yds	TD	Bnds		FUMBLES	Fum	Lost	Rec.	FF	Rec.	Yds	TD	Bnds			
G. Coghill	0	0	0	0	0	0	0	0		J. Anderson	1	1	0	0	0	0	0	0			
T. Braxton	0	0	0	0	0	1	4	0													
TOTAL	0	0	0	0	1	1	4	0		TOTAL	1	1	0	0	0	0	0	0			

### FINAL TEAM STATISTICS

	BRONCOS					FALCONS				
TOTAL FIRST DOWNS	22					21				
By Rushing	8					8				
By Passing	14					12				
By Penalty	0					1				
THIRD DOWN EFFICIENCY	6-13-46%					5-11-45%				
FOURTH DOWN EFFICIENCY	0-1-0%					1-2-50%				
TOTAL NET YARDS	457					337				
Total Offensive Plays (inc. times thrown passing)	65					60				
Average gain per offensive play	7.0					5.6				
NET YARDS RUSHING	121					131				
Total Rushing Plays	36					23				
Average gain per rushing play	3.4					5.7				
NET YARDS PASSING	336					206				
Times thrown — yards lost attempting to pass	0-0					2-13				
Gross yards passing	336					219				
PASS ATTEMPTS-COMPLETIONS-HAD INTERCEPTED	29-18-1					35-19-3				
Average gain per pass play (inc. # thrown passing)	11.6					5.6				
KICKOFFS Number-In End Zone-Touchbacks	7-0-0					5-2-1				
PUNTS Number and Average	1-35					1-39				
Had Blocked	0					0				
FGs — PATs Had Blocked	0-0					0-0				
TOTAL RETURN YARDAGE (Not Including Kickoffs)	136					1				
No. and Yards Punt Returns	0-0					0-0				
No. and Yards Kickoff Returns	3-44					7-227				
No. and Yards Interception Returns	3-136					1-1				
PENALTIES Number and Yards	4-61					0-0				
FUMBLES Number and Lost	0-0					1-1				
TOUCHDOWNS	4					2				
Rushing	3					0				
Kickoff Returns	1					1				
EXTRA POINTS Made-Attempts	4-4					1-2				
Kicking Made-Attempts	4-4					1-1				
Passing Made-Attempts	0-0					0-1				
FIELD GOALS Made-Attempts	2-4					2-3				
SAFETIES	0					0				
FINAL SCORE	34					19				
TIME OF POSSESSION	31:23					28:37				

### BRONCOS DEFENSIVE STATISTICS

(based on unofficial press box statistics)

PLAYER	UT	A	TT	S-YDS	I-YDS	PD	FF	FR	PLAYER	UT	A	TT	S-YDS	I-YDS	PD	FF	FR
G. Cadrez	4	4	8	0-0	0-0	0	0	0	H. Hasselbach	1	1	2	0-0	0-0	0	0	0
S. Atwater	4	3	7	0-0	0-0	1	0	0	G. Coghill	1	0	1	0-0	0-0	0	1	0
R. Crockett	5	0	5	0-0	0-0	0	0	0	D. Johnson	1	0	1	0-0	1-28	1	0	0
B. Romanowski	4	1	5	1-7	0-0	1	0	0	M. Washington	1	0	1	0-0	0-0	0	0	0
D. Gordon	2	1	3	0-0	2-108	3	0	0	T. Pryce	0	1	1	0-0	0-0	0	0	0
M. Tanuvasa	2	1	3	0-0	0-0	0	0	0	N. Smith	0	1	1	0-0	0-0	0	0	0
J. Mobley	1	3	3	1-6	0-0	0	0	0	T. James	0	0	0	0-0	0-0	0	0	0
K. Traylor	1	2	0	0-0	0-0	0	0	0	M. Lodish	0	0	0	0-0	0-0	0	0	0
A. Williams	2	0	2	0-0	0-0	2	0	0	TEAM TOTALS	30	18	48	2-13	3-136	11	1	1
T. Braxton	1	1	2	0-0	0-0	1	0	1									





# Denver 23, N.Y. Jets 10

Sunday, Jan. 17, 1999 • 2:15 p.m. MST • Mile High Stadium • Denver

WEATHER: Sunny, 41° (wind chill 18°), Wind NW 24 mph • ATTENDANCE: 75,482 • TIME: 3:16

## 1998 AFC Championship Game

The Broncos clinched their AFC-record sixth berth in a Super Bowl by defeating the New York Jets 23-10 in the AFC Championship Game before a crowd of 75,482 fans at Mile High Stadium and a CBS national television audience.

After failing to score in the first half, the Broncos scored 20 third-quarter points to take control of the game. The win propelled Denver to the Super Bowl for the second consecutive season, matching the back-to-back Super Bowl appearances of the 1986 and '87 Broncos.

The Jets took a 10-0 lead after John Hall's 32-yard field goal in the second quarter and Curtis Martin's 1-yard touchdown run early in the third quarter that was set up by a blocked punt at the Broncos' 1-yard line. That touchdown proved to be just the wake-up call that Denver needed to ignite its offense as well as the unusually quiet Mile High crowd. On first-and-10 from the 36-yard line, John Elway connected with Ed McCaffrey on a 47-yard pass play before finding fullback Howard Griffith for an 11-yard touchdown pass to narrow the Jets' lead to 10-7.

Then, a wind-stifled kickoff fumble was recovered by Broncos linebacker Keith Burns and turned into a 44-yard Jason Elam field goal to tie the game. Following another Elam field goal, the Broncos opened up a 10-point lead, 20-10, on Terrell Davis' 31-yard touchdown run late in the third quarter.

The Broncos' defense, which deserved credit for keeping the club in the game in the first half while the offense sputtered, forced six turnovers (including two interceptions by Darrien Gordon) and held the Jets to 14 yards on 13 rushes. The four opponent fumbles recovered by Denver set a franchise postseason record.

Davis set numerous records during the contest, including passing his own NFL-record total of 2,331 yards rushing in an entire season (regular and postseason combined) set in 1997 and rushing for 100 yards for the sixth consecutive postseason game to tie John Riggins for the most all time. He also passed Larry Csonka and Riggins for seventh and sixth place in career postseason rushing yards. Tight end Shannon Sharpe (two catches) tied Vance Johnson (40) for the most career receptions in the postseason by a Bronco while Elam's three field goals tied a Denver single-game playoff record.

With its win, Denver maintained a perfect record (12-0) when leading after three quarters in the playoffs.

### OFFICIALS:

**Referee** — Ed Hochuli (85); **Umpire** — Chad Brown (31); **Head Linesman** — George Hayward (54); **Line Judge** — Tom Barnes (55); **Field Judge** — Tom Sifferman (118); **Side Judge** — Doug Toole (4); **Back Judge** — Richard Reels (83).

## DENVER BRONCOS

### OFFENSE

**WR** 80 R. Smith  
**LT** 77 T. Jones  
**LG** 69 M. Schlereth  
**C** 66 T. Nalen  
**RG** 62 D. Neil  
**RT** 74 H. Swayne  
**TE** 84 S. Sharpe  
**WR** 87 E. McCaffrey  
**QB** 7 J. Elway  
**HB** 30 T. Davis  
**TE** 89 D. Carswell

### DEFENSE

**LE** 96 H. Hasselbach  
**LT** 94 K. Traylor  
**RT** 93 T. Pryce  
**RE** 98 M. Tanuvasa  
**WLB** 51 J. Mobley  
**MLB** 59 G. Cadrez  
**SLB** 53 B. Romanowski  
**LCB** 39 R. Crockett  
**RCB** 21 D. Gordon  
**CB** 25 D. Johnson  
**FS** 27 S. Atwater

**BRONCOS SUBSTITUTIONS:** K 1 J. Elam, P 16 T. Rouen, CB 20 T. James, RB 22 V. Hebron, CB 28 T. Paul, FB 29 H. Griffith, RB 31 D. Lovie, S 34 T. Braxton, RB 37 A. Lynn, FB 42 D. Smith, S 48 G. Coghill, LB 56 K. Burns, G 63 D. Diaz-Infante, T 78 M. Lepsis, WR 82 M. Nash, WR 85 W. Green, TE 86 B. Chamberlain, DE 90 N. Smith, DE 91 A. Williams, DE 95 M. Washington, DT 97 M. Lodish, LB 99 S. Joyner. **DID NOT PLAY:** QB 6 B. Brister. **INACTIVE:** QB 14 B. Griese, S 26 E. Brown, LB 54 N. Wayne, C 60 K.C. Jones, T 70 T. Teague, DE 73 C. Brown, G 79 C. Banks, WR 83 J. Armour.

## NEW YORK JETS

### OFFENSE

**WR** 19 K. Johnson  
**LT** 76 J. Elliott  
**LG** 62 T. Burger  
**C** 68 K. Mawae  
**RG** 70 M. O'Dwyer  
**RT** 69 J. Fabin  
**TE** 88 K. Brady  
**WR** 80 W. Chrebet  
**QB** 16 V. Testaverde  
**RB** 28 C. Martin  
**FB** 41 K. Byars

### DEFENSE

**LE** 95 R. Lyle  
**LT** 72 J. Ferguson  
**RE** 98 A. Pleasant  
**OLB** 53 C. Cascadden  
**LLB** 57 M. Lewis  
**MLB** 52 P. Johnson  
**RLB** 51 B. Cox  
**LCB** 24 R. Mickens  
**RCB** 45 O. Smith  
**SS** 21 V. Green  
**FS** 44 C. Brown

**JETS SUBSTITUTIONS:** K 9 J. Hall, P 17 J. Kidd, RB 22 D. Meggett, S 23 K. Williams, S 30 C. Hayes, CB 31 A. Glenn, CB 42 M. Coleman, S 47 S. Frost, LB 50 R. Holmberg, LB 54 D. Gordon, LB 58 J. Farrior, C/G 65 J. Hudson, C/G 67 M. Gister, T/G 71 K. Jenkins, TE 82 B. Spence, TE 84 F. Baxter, WR 86 A. Van Dyke, WR 89 D. Ward, DE 92 B. Hamilton, DT 93 E. Logan, DE 99 E. Ogbogu. **DID NOT PLAY:** QB 6 R. Lucas, RB 20 R. Anderson. **INACTIVE:** QB 4 G. Foley, S 26 J. Henderson, FB 33 J. Sowell, G/T 60 D. Karczewski, G 66 A. Bernstein, DT 75 C. Hansen, G 79 J. Bundren, DE 97 D. Boose.

		1	2	3	4	OT	TOTAL	FIELD GOALS (made ( ) & missed)	
VISITOR	New York Jets	0	3	7	0	—	10	J. Hall	42WR (32)
HOME	Denver Broncos	0	0	20	3	—	23	J. Elam	(44) (48) (35)
Team	Qtr	Clock Time	PLAY DESCRIPTION (Extra Point) (Drive Info)					SCORE	
JETS	2	0:00	J. Hall 32 yd. Field Goal (6-46, 0:38)					3	0
JETS	3	11:56	C. Martin 1 yd. run (J. Hall, kick) (1-1, 0:04)					10	0
BRONCOS	3	10:18	H. Griffith 11 yd. pass from J. Elway (J. Elam, kick) (3-64, 1:38)					10	7
BRONCOS	3	8:23	J. Elam 44 yd. Field Goal (4-5, 1:46)					10	10
BRONCOS	3	2:58	J. Elam 48 yd. Field Goal (8-27, 3:14)					10	13
BRONCOS	3	0:18	T. Davis 31 yd. run (J. Elam, kick) (3-38, 1:24)					10	20
BRONCOS	4	3:40	J. Elam 35 yd. Field Goal (4-1, 1:00)					10	23

FINAL INDIVIDUAL STATISTICS																																								
New York Jets											Denver Broncos																													
RUSHING C. Martin	ATT	YDS	AVG	LG	TD							RUSHING T. Davis J. Elway D. Loville T. Rouen	ATT	YDS	AVG	LG	TD																							
	13	14	1.1	4	1								32	167	5.2	31	1																							
TOTAL	13	14	1.1	4	1							TOTAL	38	178	4.7	31	1																							
PASSING V. Testaverde	ATT	CMP	YDS	TKD/ YD	TD	LG	IN	Rtg.							PASSING J. Elway	ATT	CMP	YDS	TKD/ YD	TD	LG	IN	Rtg.																	
TOTAL	52	31	356	0/0	0	28	2	64.3							TOTAL	34	13	173	3/20	1	47	0	65.0																	
PASS RECEIVING	NO	YDS	AVG	LG	TD							PASS RECEIVING	NO	YDS	AVG	LG	TD																							
W. Chrebet	8	121	15.1	28	0							E. McCaffrey	3	66	22.0	47	0																							
K. Johnson	7	73	10.4	25	0							R. Smith	3	37	12.3	15	0																							
D. Ward	5	61	12.2	26	0							B. Chamberlain	2	26	13.0	16	0																							
C. Martin	4	39	9.8	27	0							S. Sharpe	2	14	7.0	8	0																							
K. Byars	3	33	11.0	19	0							T. Davis	1	12	12.0	12	0																							
K. Brady	2	11	5.5	8	0							H. Griffith	1	11	11.0	11	1																							
A. Van Dyke	1	16	16.0	16	0							D. Carswell	1	7	7.0	7	0																							
D. Meggett	1	2	2.0	2	0																																			
TOTAL	31	356	11.5	28	0							TOTAL	13	173	13.3	47	1																							
INTERCEPTIONS	NO	YDS	AVG	LG	TD							INTERCEPTIONS	NO	YDS	AVG	LG	TD																							
TOTAL	0	0	0.0	—	0							D. Gordon	2	48	24.0	30	0																							
												TOTAL	2	48	24.0	48	0																							
PUNTING J. Kidd	NO	YDS	AVG	NET	TB	IN20	LG							PUNTING T. Rouen (BLOCKED)	NO	YDS	AVG	NET	TB	IN20	LG																			
	7	335	47.9	36.6	0	3	53								7	317	45.3	39.1	0	3	59																			
															1	0	0.0	0.0	0	0	0																			
TOTAL	7	335	47.9	36.6	0	3	53							TOTAL	8	317	39.6	34.3	0	3	59																			
PUNT RETURNS D. Meggett (DOWNED) (OUT OF BOUNDS) RETURNS	NO	YDS	AVG	FC	LG	TD							PUNT RETURNS D. Gordon (DOWNED) (OUT OF BOUNDS) RETURNS	NO	YDS	AVG	FC	LG	TD																					
	3	43	14.3	0	33	0								5	79	15.8	0	36	0																					
	3	0	0.0	0	—	0								1	0	0.0	0	—	0																					
	1	0	0.0	0	—	0								1	0	0.0	0	—	0																					
	3	43	14.3	0	33	0								5	79	15.8	0	36	0																					
KICKOFF RETURNS D. Meggett B. Hamilton J. Farrior (TOUCHBACK) RETURNS	NO	YDS	AVG	FC	LG	TD							KICKOFF RETURNS V. Hebron (TOUCHBACK)	NO	YDS	AVG	FC	LG	TD																					
	3	32	10.7	0	16	0								1	28	28.0	0	28	0																					
	1	14	14.0	0	14	0								1	0	0.0	0	—	0																					
	1	0	0.0	0	0	0																																		
	1	0	0.0	0	—	0																																		
	5	46	9.2	0	16	0							RETURNS	1	28	28.0	0	28	0																					
New York Jets FUMBLES C. Martin K. Byars J. Farrior A. Van Dyke	Fum	Lost	Own	Rec.	Yds	TD	FF	Opp. Rec.	Yds	TD	Out Bnds											Denver Broncos FUMBLES T. Braxton J. Elway T. Davis T. Rouen B. Romanowski J. Mobley K. Burns S. Atwater A. Williams	Fum	Lost	Own	Rec.	Yds	TD	FF	Opp. Rec.	Yds	TD	Out Bnds							
	1	1	0	0	0	0	0	0	0	0	0												0	0	0	0	0	0	0	0	0	0	0	0						
	1	1	0	0	0	0	0	0	0	0	0												1	0	0	-6	0	0	0	0	0	0	0	0						
	1	0	0	0	0	0	0	0	0	0	0												0	1	0	0	0	0	0	0	0	0	0	0						
	1	0	0	0	0	0	0	0	0	0	0												1	0	0	0	0	0	0	0	0	0	0	0						
	1	0	0	0	0	0	0	0	0	0	0												0	0	0	0	0	0	1	1	-2	0	0	0						
	0	0	0	0	0	0	0	0	0	0	0												0	0	0	0	0	0	0	1	0	0	0	0						
	0	0	0	0	0	0	0	0	0	0	0												0	0	0	0	0	0	1	0	0	0	0	0						
	0	0	0	0	0	0	0	0	0	0	0												0	0	0	0	0	0	0	1	0	0	0	0						
	0	0	0	0	0	0	0	0	0	0	0												0	0	0	0	0	0	0	1	0	0	0	0						
TOTAL	4	4	0	0	0	0	0	0	0	0	0											TOTAL	2	0	2	-6	0	3	4	-2	0	0	0	0						

FINAL TEAM STATISTICS													
JETS					BRONCOS								
TOTAL FIRST DOWNS	18		14		PUNTS Number and Average					7-47.9		8-39.6	
By Rushing	1		8		Had Blocked					0		1	
By Passing	17		6		FGs – PATS Had Blocked					0-0		0-0	
By Penalty	0		0		TOTAL RETURN YARDAGE (Not Including Kickoffs)					43		127	
THIRD DOWN EFFICIENCY	3-12-25%		4-19-21%		No. and Yards Punt Returns					3-43		5-79	
FOURTH DOWN EFFICIENCY	1-1-100%		1-4-25%		No. and Yards Kickoff Returns					5-46		1-28	
TOTAL NET YARDS	370		331		No. and Yards Interception Returns					0-0		2-48	
Total Offensive Plays (inc. times thrown passing)	65		75		PENALTIES Number and Yards					6-49		6-47	
Average gain per offensive play	5.7		4.4		FUMBLES Number and Lost					4-4		2-0	
NET YARDS RUSHING	14		178		TOUCHDOWNS					1		2	
Total Rushing Plays	13		38		Rushing					1		1	
Average gain per rushing play	1.1		4.7		Passing					0		1	
NET YARDS PASSING	356		153		EXTRA POINTS Made-Attempts					1-1		2-2	
Times thrown – yards lost attempting to pass	0-0		3-20		Kicking Made-Attempts					1-1		2-2	
Gross yards passing	356		173		FIELD GOALS Made-Attempts					1-2		3-3	
PASS ATTEMPTS-COMPLETIONS-HAD INTERCEPTED	52-31-2		34-13-0		SAFETIES					0		0	
Average gain per pass play (inc. # thrown passing)	6.8		4.1		FINAL SCORE					10		23	
KICKOFFS Number-In End Zone-Touchbacks	2-1-1		6-1-1		TIME OF POSSESSION					27:00		33:00	



# Denver 38, Miami 3

Saturday, Jan. 9, 1999 • 2:15 p.m. MST • Mile High Stadium • Denver

WEATHER: Sunny, 49°, Wind W 13 mph • ATTENDANCE: 75,729 • TIME: 2:48

## 1998 AFC Divisional Playoff Game

The Denver Broncos won their fifth consecutive postseason contest and advanced to the AFC Championship Game for the second year in a row with a record-setting 38-3 win against the Miami Dolphins in an AFC Divisional Playoff Game played before 75,729 raucous fans at Mile High Stadium.

The 35-point differential represented Denver's largest margin of victory in a postseason game and was punctuated by a defensive effort that limited Miami to just 14 yards on 13 carries for an average of 1.1 yards per rush that set a club playoff record. The three points allowed also were the fewest allowed by Denver in a postseason game.

The Broncos' offense was just as sharp, putting points on the board in all four quarters, including 14 in both the first and fourth quarters. Denver's two first-quarter touchdowns both came courtesy of Terrell Davis, who scored on runs of one and 20 yards, the latter of which would qualify for any highlight film as Davis juiced two Dolphins defenders with separate moves as he dashed to the end zone. Davis was, unequivocally, the offensive star, posting a franchise-record 199 yards on 21 carries that represented the fourth-highest single-game rushing output in NFL postseason history.

Miami closed the gap to 14-3 in the second quarter, scoring its only points of the game on a 22-yard Ollindo Mare field goal, but Denver answered with an 11-play, 87-yard drive capped by Derek Loville's 11-yard touchdown run to increase its lead to 21-3 at halftime. The Broncos pushed the margin to 24-3 early in the third quarter when Jason Elam converted a 32-yard field goal and put the game out of reach early in the fourth quarter when John Elway hooked up with Rod Smith for a 28-yard touchdown play that was the quarterback's 25th career post-season touchdown, tying him for fourth place in NFL history.

The icing on the cake was provided when Neil Smith picked up a fumble forced by cornerback Darrius Johnson at the Broncos' 21-yard line and ran it back 79 yards for his first career playoff score. It gave the Broncos a 38-3 lead that held over the final 9:49 for Denver's largest postseason win in club history.

Tight end Shannon Sharpe led all Broncos with five catches while Smith posted a team-high 71 yards on four receptions. Defensively, Johnson and linebacker Bill Romanowski each intercepted Dan Marino. Johnson's 48-yard interception return was the second longest in Broncos postseason history.

### OFFICIALS:

**Referee** — Bill Carrollo (63); **Umpire** — Ed Coukart (71); **Head Linesman** — Tony Veteri (36); **Line Judge** — Mark Steinkerchner (84); **Field Judge** — Boris Cheek (41); **Side Judge** — Ken Baker (91); **Back Judge** — Jeff Triplette (42).

## DENVER BRONCOS

### OFFENSE

**WR** 80 R. Smith  
**LT** 77 T. Jones  
**LG** 69 M. Schlereth  
**C** 66 T. Nalen  
**RG** 62 D. Neil  
**RT** 74 H. Swayne  
**TE** 84 S. Sharpe  
**WR** 87 E. McCaffrey  
**QB** 7 J. Elway  
**HB** 30 T. Davis  
**FB** 29 H. Griffith

### DEFENSE

**LE** 96 H. Hasselbach  
**LT** 94 K. Traylor  
**RE** 98 M. Tanuvasa  
**WLB** 51 J. Mobley  
**MLB** 59 G. Cadrez  
**SLB** 53 B. Romanowski  
**LCB** 39 R. Crockett  
**RCB** 21 D. Gordon  
**CB** 25 D. Johnson  
**SS** 34 T. Braxton  
**FS** 27 S. Atwater

**BRONCOS SUBSTITUTIONS:** K 1 J. Elam, QB 6 B. Brister, P 16 T. Rouen, CB 20 T. James, RB 22 V. Hebron, CB 28 T. Paul, RB 31 D. Loville, RB 37 A. Lynn, FB 42 D. Smith, S 48 G. Coghill, LB 56 K. Burns, G 63 D. Diaz-Infante, T 78 M. Lepsis, WR 82 M. Nash, WR 85 W. Green, TE 86 B. Chamberlain, TE 89 D. Carswell, DE 90 N. Smith, DE 91 A. Williams, DT 93 T. Pryce, DE 95 M. Washington, DT 97 M. Lodish, LB 99 S. Joyner. **INACTIVE:** QB 14 B. Griesse, S 26 E. Brown, LB 54 N. Wayne, C 60 K.C. Jones, T 70 T. Teague, DE 73 C. Brown, G 79 C. Banks, WR 83 J. Armour.

## MIAMI DOLPHINS

### OFFENSE

**WR** 85 L. Thomas  
**LT** 74 B. Smith  
**LG** 60 J. Bock  
**C** 61 T. Ruddy  
**RG** 65 K. Donnalley  
**RT** 76 J. Brown  
**TE** 89 E. Perry  
**WR** 81 O. McDuffie  
**QB** 13 D. Marino  
**WR** 86 O. Gadsden  
**FB** 36 S. Pritchett

### DEFENSE

**LE** 75 S. Burton  
**LT** 72 B. Tanner  
**RT** 92 D. Gardener  
**RE** 79 K. Mixon  
**WLB** 59 D. Rodgers  
**MLB** 54 Z. Thomas  
**SLB** 52 R. Jones  
**LCB** 27 T. Buckley  
**RCB** 29 S. Madison  
**SS** 38 C. Jackson  
**FS** 31 B. Marion

**DOLPHINS SUBSTITUTIONS:** P 8 K. Wilmsmeyer, K 10 O. Mare, QB 11 D. Huard, RB 20 J. Avery, S 21 R. Stewart, CB 23 P. Surtain, CB 24 J. Wilson, CB 28 R. Hill, RB 30 B. Parmalee, RB 33 K. Abdul-Jabbar, S 45 B. Walker, LB 50 D. Hollier, LB 51 A. Harris, LB 57 O. Brigrance, T 68 M. Sheldon, WR 80 I. Uwaezuoke, TE 82 F. Wainright, TE 83 H. Lusk, WR 88 N. Jacquet, DE 91 L. Bromell, DE 93 T. Armstrong, DE 96 D. Stubbs. **DID NOT PLAY:** QB 17 T. Doozon, T 67 B. Stokes. **INACTIVE:** QB 14 D. Gonzalez, CB 26 E. McDaniel, RB 34 R. Moore, FB 48 K. Karber, LB 53 L. Izzo, T 78 R. Nabb, TE 84 T. Drayton.

		1	2	3	4	OT	TOTAL	FIELD GOALS (made ( ) & missed)				
VISITOR	Miami Dolphins	0	3	0	0	—	3	O. Mare	(22)			
HOME	Denver Broncos	14	7	3	14	—	38	J. Elam	(32)			
Team	Qtr	Clock Time	PLAY DESCRIPTION (Extra Point) (Drive Info)					SCORE				
								Visitor	Home			
			BRONCOS	1	5:55	T. Davis 1 yd. run (J. Elam, kick) (14-92, 7:56)					0	7
			BRONCOS	1	1:02	T. Davis 20 yd. run (J. Elam, kick) (4-66, 2:18)					0	14
			DOLPHINS	2	10:07	O. Mare 22 yd. Field Goal (11-76, 5:55)					3	14
			BRONCOS	2	4:39	D. Loville 11 yd. run (J. Elam, kick) (11-87, 5:28)					3	21
			BRONCOS	3	11:52	J. Elam 32 yd. Field Goal (5-66, 3:08)					3	24
			BRONCOS	4	13:23	R. Smith 28 yd. pass from J. Elway (J. Elam, kick) (5-52, 1:39)					3	31
			BRONCOS	4	9:49	N. Smith 79 yd. fumble return (J. Elam, kick)					3	38

### FINAL INDIVIDUAL STATISTICS

Miami Dolphins										Denver Broncos											
RUSHING	ATT	YDS	AVG	LG	TD					RUSHING	ATT	YDS	AVG	LG	TD						
B. Parmalee	7	14	2.0	12	0					T. Davis	21	199	9.5	62	2						
K. Abdul-Jabbar	3	5	1.7	3	0					D. Loville	8	34	4.3	11	1						
D. Huard	2	-2	-1.0	-1	0					J. Elway	3	19	6.3	11	0						
S. Pritchett	1	-3	-3.0	-3	0					B. Brister	6	-2	-0.3	2	0						
TOTAL	13	14	1.1	12	0					TOTAL	38	250	6.6	62	3						
TKD/										TKD/											
PASSING	ATT	CMP	YDS	YD	TD	LG	IN	Rtg.		PASSING	ATT	CMP	YDS	YD	TD	LG	IN	Rtg.			
D. Marino	37	26	243	1/5	0	23	2	65.5		J. Elway	23	14	182	1/8	1	33	0	100.3			
TOTAL	37	26	243	1/5	0	23	2	65.5		TOTAL	23	14	182	1/8	1	33	0	100.3			
PASS RECEIVING	NO	YDS	AVG	LG	TD					PASS RECEIVING	NO	YDS	AVG	LG	TD						
O. McDuffie	9	118	13.1	23	0					S. Sharpe	5	38	7.6	10	0						
B. Parmalee	5	24	4.8	9	0					R. Smith	4	71	17.8	28	1						
O. Gadsden	4	36	9.0	14	0					E. McCaffrey	3	52	17.3	33	0						
L. Thomas	3	31	10.3	17	0					H. Griffith	1	14	14.0	14	0						
S. Pritchett	3	23	7.7	12	0					T. Davis	1	7	7.0	7	0						
N. Jacquet	1	6	6.0	6	0																
K. Abdul-Jabbar	1	5	5.0	5	0																
TOTAL	26	243	9.3	23	0					TOTAL	14	182	13.0	33	1						
INTERCEPTIONS	NO	YDS	AVG	LG	TD					INTERCEPTIONS	NO	YDS	AVG	LG	TD						
										D. Johnson	1	48	48.0	48	0						
										B. Romanowski	1	0	0.0	0	0						
TOTAL	0	0	0.0	—	0					TOTAL	2	48	24.0	48	0						
PUNTING	NO	YDS	AVG	NET	TB	IN20	LG			PUNTING	NO	YDS	AVG	NET	TB	IN20	LG				
K. Wilmsmeyer	5	228	45.6	42.8	0	2	56			T. Rouen	2	97	48.5	33.0	1	0	49				
TOTAL	5	228	45.6	42.8	0	2	56			TOTAL	2	97	48.5	33.0	1	0	49				
PUNT RETURNS	NO	YDS	AVG	FC	LG	TD				PUNT RETURNS	NO	YDS	AVG	FC	LG	TD					
T. Buckley	1	11	11.0	0	11	0				D. Gordon	2	14	7.0	1	13	0					
(TOUCHBACK)	1	0	0.0	0	—	0				(DOWNED)	1	0	0.0	0	—	0					
										(OUT OF BOUNDS)	1	0	0.0	0	—	0					
RETURNS	1	11	11.0	0	11	0				RETURNS	2	14	7.0	1	13	0					
KICKOFF RETURNS	NO	YDS	AVG	FC	LG	TD				KICKOFF RETURNS	NO	YDS	AVG	FC	LG	TD					
J. Avery	5	121	24.2	0	35	0				V. Hebron	1	19	19.0	0	19	0					
(TOUCHBACK)	2	0	0.0	0	—	0				(TOUCHBACK)	1	0	0.0	0	—	0					
RETURNS	5	121	24.2	0	35	0				RETURNS	1	19	19.0	0	19	0					
Miami Dolphins	Own			Opp.			Out			Denver Broncos	Own			Opp.			Out				
FUMBLES	Fum	Lost	Rec.	Yds	TD	FF	Rec.	Yds	TD	Bnds	FUMBLES	Fum	Lost	Rec.	Yds	TD	FF	Rec.	Yds	TD	Bnds
O. Gadsden	1	1	0	0	0	0	0	0	0	0	D. Johnson	0	0	0	0	0	0	0	0	0	0
											N. Smith	0	0	0	0	0	0	1	79	1	0
TOTAL	1	1	0	0	0	0	0	0	0	0	TOTAL	0	0	0	0	1	1	79	1	0	0

### FINAL TEAM STATISTICS

	DOLPHINS		BRONCOS			DOLPHINS		BRONCOS	
TOTAL FIRST DOWNS	14	24			PUNTS Number and Average	5-45.6	2-48.5		
By Rushing	1	13			Had Blocked	0	0		
By Passing	11	10			FGs – PATs Had Blocked	0-0	0-0		
By Penalty	2	1			TOTAL RETURN YARDAGE (Not Including Kickoffs)	11	62		
THIRD DOWN EFFICIENCY	2-10-20%	5-11-45%			No. and Yards Punt Returns	1-11	2-14		
FOURTH DOWN EFFICIENCY	1-2-50%	2-3-67%			No. and Yards Kickoff Returns	5-121	1-19		
TOTAL NET YARDS	252	424			No. and Yards Interception Returns	0-0	2-48		
Total Offensive Plays (inc. times thrown passing)	51	62			PENALTIES Number and Yards	10-57	5-41		
Average gain per offensive play	4.9	6.8			FUMBLES Number and Lost	1-1	0-0		
NET YARDS RUSHING	14	250			TOUCHDOWNS	0	5		
Total Rushing Plays	13	38			Rushing	0	3		
Average gain per rushing play	1.1	6.6			Passing	0	1		
NET YARDS PASSING	238	174			Fumbles	0	1		
Times thrown – yards lost attempting to pass	1-5	1-8			EXTRA POINTS Made-Attempts	0-0	5-5		
Gross yards passing	243	182			Kicking Made-Attempts	0-0	5-5		
PASS ATTEMPTS-COMPLETIONS-HAD INTERCEPTED	37-26-2	23-14-0			FIELD GOALS Made-Attempts	1-1	1-1		
Average gain per pass play (inc. # thrown passing)	6.3	7.3			SAFETIES	0	0		
KICKOFFS Number-In End Zone-Touchbacks	2-1-1	7-3-2			FINAL SCORE	3	38		
					TIME OF POSSESSION	27:36	32:24		



# Denver 31, Green Bay 24

Sunday, Jan. 25, 1998 • 3:24 p.m. PST • Qualcomm Stadium • San Diego

WEATHER: Clear and Sunny, 67°, Wind WSW 8 mph • ATTENDANCE: 68,912 • TIME: 3:25

## Super Bowl XXXII



The Denver Broncos won their first Super Bowl and became the first AFC team in 14 years to claim the Vince Lombardi Trophy as they used a powerful running game and a solid defensive performance to dethrone the defending Super Bowl champion Green Bay Packers 31-24 in front of 68,912 fans at Qualcomm Stadium in San Diego.

Denver running back Terrell Davis was named the game's Most Valuable Player in recognition of his 157-yard rushing effort, which included a Super Bowl-record three rushing touchdowns (each from one yard out). His three total touchdowns and 18 points tied Super Bowl records and were made even more remarkable by the fact that he missed almost the entire second quarter when he was sidelined by the onset of a migraine headache.

Both offenses displayed their talents immediately as Super Bowl XXXII became the first ever in which each team scored a touchdown on its opening possession. The Packers struck first when Brett Favre connected with Antonio Freeman on a 22-yard scoring pass, and the Broncos answered by driving 58 yards in 10 plays the first time they touched the ball, scoring on a 1-yard Davis touchdown run with 5:39 left in the first quarter.

The Broncos turned two Packers turnovers into 10 more points to take a 17-7 lead in the second quarter. The first opportunity was created when strong safety Tyrone Braxton intercepted a Favre pass, and eight plays later, John Elway rushed around right end for a 1-yard touchdown. Free safety Steve Atwater sacked Favre on the next Green Bay possession, forcing a fumble that was recovered by defensive end Neil Smith. Four plays later, Jason Elam converted a 51-yard field goal, the second-longest in Super Bowl history.

Green Bay pulled within 17-14 with a touchdown just before halftime and tied the score early in the third quarter on a 27-yard Ryan Longwell field goal. Denver broke the tie late in the third quarter on a 1-yard Davis touchdown run. After a Denver interception, Green Bay would move 85 yards in just four plays to tie the game at 24 early in the fourth quarter.

After the Denver defense turned back the Packers on their next two possessions, the Broncos set up shop at the Packers' 49-yard line for their game-winning drive. Five plays later, Davis scored his third touchdown of the day from one yard out to give Denver a 31-24 lead that would hold up over the final 1:45 for the victory.

### OFFICIALS:

**Referee** — Ed Hochuli (85); **Umpire** — Jim Quirk (5); **Head Linesman** — John Schleyer (21); **Line Judge** — Ben Montgomery (117); **Back Judge** — Paul Baetz (22); **Side Judge** — Doug Toole (4); **Field Judge** — Don Dorkowski (113).

## DENVER BRONCOS

### OFFENSE

**WR** 80 R. Smith  
**LT** 65 G. Zimmerman  
**LG** 69 M. Schlereth  
**C** 66 T. Nalen  
**RG** 75 B. Habib  
**RT** 77 T. Jones  
**TE** 84 S. Sharpe  
**WR** 87 E. McCaffrey  
**QB** 7 J. Elway  
**RB** 30 T. Davis  
**FB** 29 H. Griffith

### DEFENSE

**LE** 90 N. Smith  
**LT** 94 K. Traylor  
**RT** 98 M. Tanuvasa  
**RE** 91 A. Williams  
**WLB** 51 J. Mobley  
**MLB** 57 A. Aldridge  
**SLB** 53 B. Romanowski  
**LCB** 39 R. Crockett  
**RCB** 23 D. Gordon  
**SS** 34 T. Braxton  
**FS** 27 S. Atwater

**BRONCOS SUBSTITUTIONS:** K 1 J. Elam, P 16 T. Rouen, CB 21 R. Hilliard, RB 22 V. Hebron, CB 25 D. Johnson, CB 26 T. McKyer, RB 31 D. Loville, S 32 T. Veland, S 33 D. Dodge, RB 37 A. Lynn, FB 42 D. Smith, LB 56 K. Burns, LB 59 G. Cadrez, G 63 D. Diaz-Infante, T 74 H. Swayne, WR 81 P. Jeffers, WR 85 W. Green, TE 89 D. Carswell, DT 93 T. Pryce, DE 96 H. Hasselbach, DT 97 M. Lodish. **DID NOT PLAY:** QB 6 B. Brister, TE 86 B. Chamberlain. **INACTIVE:** QB 8 J. Lewis, LB 50 J. Hesse, LB 58 S. Russ, C/G 62 D. Neil, T 70 J. Brown, DE 72 E. Jones, WR 88 S. Wilson, DT 99 D. Richie.

## GREEN BAY PACKERS

### OFFENSE

**WR** 86 A. Freeman  
**LT** 78 R. Verba  
**LG** 73 A. Taylor  
**C** 52 F. Winters  
**RG** 63 A. Timmerman  
**RT** 72 E. Dotson  
**TE** 89 M. Chmura  
**WR** 87 R. Brooks  
**QB** 4 B. Favre  
**RB** 25 D. Levens  
**FB** 30 W. Henderson

### DEFENSE

**LE** 92 R. White  
**DT** 71 S. Dotson  
**DT** 93 G. Brown  
**RE** 98 G. Wilkins  
**LLB** 54 S. Joyner  
**MLB** 55 B. Harris  
**LLB** 51 B. Williams  
**LCB** 37 T. Williams  
**RCB** 33 D. Evans  
**SS** 36 L. Butler  
**FS** 41 E. Robinson

**PACKERS SUBSTITUTIONS:** K 8 R. Longwell, P 17 C. Hentrich, RB 24 A. Hayden, CB 26 M. Collins, CB 28 R. Mullen, FB 32 T. Jervey, S 39 M. Prior, CB 42 D. Sharper, RB 44 C. Darkins, LB 53 G. Koonce, LB 56 L. Hollingquest, LS 60 R. Davis, C 62 M. Rivera, T 64 B. Wilkerson, WR 80 D. Mayes, TE 81 T. Davis, TE 83 J. Thomason, WR 85 T. Mickens, DE/DT 90 D. Holland, DT 94 B. Kuberski, DE 95 K. McKenzie. **DID NOT PLAY:** QB 13 S. Bono, C/G 67 J. Dellenbach. **INACTIVE:** QB 18 D. Pederson, WR 12 R. Anderson, S 38 B. McLemury, G 70 J. Andruzzi, T 77 J. Michaels, WR 84 B. Schroeder, DE 97 P. Frase, DT 99 J. Smith.

		1	2	3	4	OT	TOTAL	FIELD GOALS (made ( ) & missed)	
VISITOR HOME	Green Bay Packers	7	7	3	7	—	24	R. Longwell (27)	
	Denver Broncos	7	10	7	7	—	31	J. Elam (51)	
Team	Qtr	Clock Time	PLAY DESCRIPTION (Extra Point) (Drive Info)					Score Visitor	Home
PACKERS	1	10:58	A. Freeman 22 yd. pass from B. Favre (R. Longwell, kick) (8-76, 4:02)					7	0
BRONCOS	1	5:39	T. Davis 1 yd. run (J. Elam, kick) (10-58, 5:19)					7	7
BRONCOS	2	14:55	J. Elway 1 yd. run (J. Elam, kick) (8-45, 4:54)					7	14
BRONCOS	2	12:21	J. Elam 51 yd. Field Goal (4-0, 1:02)					7	17
PACKERS	2	0:12	M. Chmura 6 yd. pass from B. Favre (R. Longwell, kick) (17-95, 7:26)					14	17
PACKERS	3	11:59	R. Longwell 27 yd. Field Goal (7-17, 2:42)					17	17
BRONCOS	3	0:34	T. Davis 1 yd. run (J. Elam, kick) (13-92, 7:12)					17	24
PACKERS	4	13:32	A. Freeman 13 yd. pass from B. Favre (R. Longwell, kick) (4-85, 1:39)					24	24
BRONCOS	4	1:45	T. Davis 1 yd. run (J. Elam, kick) (5-49, 1:42)					24	31

### FINAL INDIVIDUAL STATISTICS

Green Bay Packers												Denver Broncos											
RUSHING		ATT	YDS	AVG	LG	TD						RUSHING		ATT	YDS	AVG	LG	TD					
D. Levens		19	90	4.7	16	0						T. Davis		30	157	5.2	27	3					
R. Brooks		1	5	5.0	5	0						J. Elway		5	17	3.4	10	1					
												V. Hebron		3	3	1.0	2	0					
												H. Griffith		1	2	2.0	2	0					
TOTAL		20	95	4.8	16	0						TOTAL		39	179	4.6	27	4					
		ATT	CMP	YDS	TD	LG	INT	Rtg.							ATT	CMP	YDS	TD	LG	INT	Rtg.		
				TKD/													TKD/						
PASSING		42	25	256	1/1	3	27	1	91.0					PASSING		22	12	123	0/0	0	36	1	51.9
TOTAL		42	25	256	1/1	3	27	1	91.0					TOTAL		22	12	123	0/0	0	36	1	51.9
PASS RECEIVING				YDS	TD	LG	INT						PASS RECEIVING				YDS	TD	LG	INT			
A. Freeman				9	126	14.0	27	2					S. Sharpe				5	38	7.6	12	0		
D. Levens				6	56	9.3	22	0					E. McCaffrey				2	45	22.5	36	0		
M. Chmura				4	43	10.8	21	1					T. Davis				2	8	4.0	4	0		
R. Brooks				3	16	5.3	10	0					H. Griffith				1	23	23.0	23	0		
W. Henderson				2	9	4.5	7	0					V. Hebron				1	5	5.0	5	0		
T. Mickens				1	6	6.0	6	0					D. Carswell				1	4	4.0	4	0		
TOTAL				25	256	10.2	27	3					TOTAL				12	123	10.3	36	0		
INTERCEPTIONS				YDS	AVG	LG	TD						INTERCEPTIONS				YDS	AVG	LG	TD			
E. Robinson				1	17	17.0	17	0					T. Braxton				1	0	0.0	0	0		
TOTAL				1	17	17.0	17	0					TOTAL				1	0	0.0	0	0		
PUNTING		NO	YDS	AVG	NET	TB	IN20	LG					PUNTING		NO	YDS	AVG	NET	TB	IN20	LG		
C. Hentrich		4	142	35.5	35.5	0	2	51					T. Rouen		4	146	36.5	36.5	0	2	47		
TOTAL		4	142	35.5	35.5	0	2	51					TOTAL		4	146	36.5	36.5	0	2	47		
PUNT RETURNS		NO	YDS	AVG	FC	LG	TD						PUNT RETURNS		NO	YDS	AVG	FC	LG	TD			
R. Brooks		0	0	0.0	1	—	0						D. Gordon		0	0	0.0	2	—	0			
(DOWNED)		3	0	0.0	0	—	0						R. Smith		0	0	0.0	1	—	0			
RETURNS		0	0	0.0	1	—	0						(DOWNED)		1	0	0.0	0	—	0			
KICKOFF RETURNS		NO	YDS	AVG	FC	LG	TD						RETURNS		0	0	0.0	3	—	0			
A. Freeman		6	104	17.3	0	22	0						KICKOFF RETURNS		NO	YDS	AVG	FC	LG	TD			
													V. Hebron		4	79	19.8	0	32	0			
													K. Burns		1	16	16.0	0	16	0			
RETURNS		6	104	17.3	0	22	0						RETURNS		5	95	19.0	0	32	0			
Green Bay Packers		Own	Opp.		Own		Opp.				Denver Broncos		Own	Opp.		Own		Opp.					
FUMBLES	Fum	Lost	Rec.	Yds	TD	FF	Rec.	Yds	TD	Bnds	FUMBLES	Fum	Lost	Rec.	Yds	TD	FF	Rec.	Yds	TD	Bnds		
B. Favre	1	1	0	0	0	0	0	0	0	0	N. Smith	0	0	0	0	0	1	0	0	0	0		
T. Williams	0	0	0	0	0	1	1	0	0	0	S. Atwater	0	0	0	0	0	1	0	0	0	0		
A. Freeman	1	1	0	0	0	0	0	0	0	0	T. Davis	1	1	0	0	0	0	0	0	0	0		
											T. McKyer	0	0	0	0	0	0	1	0	0	0		
											T. Veland	0	0	0	0	0	1	0	0	0	0		
TOTAL	2	2	0	0	0	1	1	0	0	0	TOTAL	1	1	0	0	0	2	2	0	0	0		

### FINAL TEAM STATISTICS

	PACKERS		BRONCOS			PACKERS		BRONCOS	
TOTAL FIRST DOWNS	21	21	PUNTS Number and Average			4-35.5	4-36.5		
By Rushing	4	14	Had Blocked			0	0		
By Passing	14	5	FGs – PATs Had Blocked			0-0	0-0		
By Penalty	3	2	TOTAL RETURN YARDAGE (Not Including Kickoffs)			17	0		
THIRD DOWN EFFICIENCY	5-14-36%	5-10-50%	No. and Yards Punt Returns			0-0	0-0		
FOURTH DOWN EFFICIENCY	0-1-0%	0-0-0%	No. and Yards Kickoff Returns			6-104	5-95		
TOTAL NET YARDS	350	302	No. and Yards Interception Returns			1-17	1-0		
Total Offensive Plays (inc. times thrown passing)	63	61	PENALTIES Number and Yards			9-59	7-65		
Average gain per offensive play	5.6	5.0	FUMBLES Number and Lost			2-2	1-1		
NET YARDS RUSHING	95	179	TOUCHDOWNS			3	4		
Total Rushing Plays	20	39	Rushing			0	4		
Average gain per rushing play	4.8	4.6	Passing			3	0		
NET YARDS PASSING	255	123	EXTRA POINTS Made-Attempts			3-3	4-4		
Times thrown – yards lost attempting to pass	1-1	0-0	Kicking Made-Attempts			3-3	4-4		
Gross yards passing	256	123	FIELD GOALS Made-Attempts			1-1	1-1		
PASS ATTEMPTS-COMPLETIONS-HAD INTERCEPTED	42-25-1	22-12-1	SAFETIES			0	0		
Average gain per pass play (inc. # thrown passing)	5.9	5.6	FINAL SCORE			24	31		
KICKOFFS Number-In End Zone-Touchbacks	5-0-0	6-0-0	TIME OF POSSESSION			27:35	32:25		

### BRONCOS DEFENSIVE STATISTICS

(based on unofficial press box statistics)

PLAYER	UT	A	TT	S-YDS	I-YDS	PD	FF	FR	PLAYER	UT	A	TT	S-YDS	I-YDS	PD	FF	FR
T. Braxton	6	1	7	0-0	1-0	1	0	0	D. Johnson	1	0	1	0-0	0-0	0	0	0
S. Atwater	6	0	6	1-1	0-0	2	1	0	M. Tanuvasa	1	0	1	0-0	0-0	0	0	0
R. Crockett	6	0	6	0-0	0-0	1	0	0	N. Smith	0	0	0	0-0	0-0	0	0	0
J. Mobley	6	0	6	0-0	0-0	1	0	0	K. Burns	0	0	0	0-0	0-0	0	0	0
B. Romanowski	4	1	5	0-0	0-0	1	0	0	G. Cadrez	0	0	0	0-0	0-0	0	0	0
A. Aldridge	4	0	4	0-0	0-0	0	0	0	D. Dodge	0	0	0	0-0	0-0	0	0	0
D. Gordon	3	0	3	0-0	0-0	1	0	0	R. Hilliard	0	0	0	0-0	0-0	0	0	0
M. Lodish	2	0	2	0-0	0-0	0	0	0	T. McKyer	0	0	0	0-0	0-0	0	0	0
K. Traylor	2	0	2	0-0	0-0	0	0	0	T. Pryce	0	0	0	0-0	0-0	0	0	0
A. Williams	1	1	2	0-0	0-0	0	0	0	<b>TEAM TOTALS</b>	<b>43</b>	<b>3</b>	<b>46</b>	<b>1-1</b>	<b>1-0</b>	<b>7</b>	<b>1</b>	<b>1</b>
H. Hasselbach	1	0	1	0-0	0-0	0	0	0									





# Denver 24, Pittsburgh 21

Sunday, Jan. 11, 1998 • 12:35 p.m. EST • Three Rivers Stadium • Pittsburgh

WEATHER: Sunny, 38°, Wind SW 3 mph • ATTENDANCE: 61,382 • TIME: 2:59

## 1997 AFC Championship Game

The Denver Broncos advanced to their fifth Super Bowl—and their first since 1989—with a 24-21 victory against the Pittsburgh Steelers in the AFC Championship Game in front of 61,382 fans at Three Rivers Stadium. The Broncos became just the fifth Wild Card team to reach to the Super Bowl since the Wild Card format was established in 1970.

Denver quarterback John Elway was intercepted by Levon Kirkland on the game's second play, but the Steelers failed to capitalize when Norm Johnson's 38-yard field goal attempt sailed wide to the left. Denver then got on the board when Davis, who rushed for 139 yards to become the club's all-time postseason rushing leader, capped a 6-play, 72-yard drive with an 8-yard scoring run on its second possession.

Pittsburgh evened the score on its next possession when quarterback Kordell Stewart rushed 33 yards around right end for a touchdown to punctuate a 6-play, 65-yard drive that covered 3:02. The Steelers then broke the tie early in the second quarter when Jerome Bettis powered his way into the end zone from one yard out to put the finishing touches on an 11-play, 68-yard drive that lasted 4:46 and put them ahead 14-7.

The Broncos scored the game's next 17 points and put the game away as the defense held up its end of the bargain down the stretch.

The scoring began with a 43-yard Jason Elam field goal with 8:20 remaining in the first half. After each team punted on its next possession, Denver got the ball back when Ray Crockett intercepted a Stewart bomb in the end zone, setting up a 14-point assault that sent Denver to the locker room ahead 24-14. Elway connected with Howard Griffith for a 15-yard touchdown with 1:47 remaining before finding Ed McCaffrey for a 1-yard touchdown with 13 seconds left in the half.

Denver rode that 24-14 lead into the fourth quarter before the Steelers scored the only points of the second half on a 14-yard Stewart-to-Charles Johnson touchdown pass with 2:46 remaining. But the Broncos succeeded in running out the clock on their final possession and established a new franchise record with their 15th win of the season.

Elway tied Roger Staubach for fourth place on the NFL's all-time list for postseason touchdown passes (24) with his two on the day, and the Broncos' three interceptions tied the franchise postseason record for most in a game. Three different Denver players also registered one sack in the win.

### OFFICIALS:

**Referee** — Ron Blum (7); **Umpire** — Bob Boylston (101); **Head Linesman** — Mark Baltz (26); **Line Judge** — Ron Winter (82); **Back Judge** — Bill Lovett (98); **Side Judge** — Dave Wyant (16); **Field Judge** — Don Hakes (96).

## DENVER BRONCOS

### OFFENSE

**WR** 80 R. Smith  
**LT** 65 G. Zimmerman  
**LG** 69 M. Schlereth  
**C** 66 T. Nalen  
**RG** 75 B. Habib  
**RT** 77 T. Jones  
**TE** 84 S. Sharpe  
**WR** 87 E. McCaffrey  
**QB** 7 J. Elway  
**HB** 30 T. Davis  
**FB** 29 H. Griffith

### DEFENSE

**LE** 90 N. Smith  
**LT** 94 K. Traylor  
**RT** 98 M. Tanuvasa  
**RE** 91 A. Williams  
**WLB** 51 J. Mobley  
**MLB** 57 A. Aldridge  
**SLB** 53 B. Romanowski  
**LCB** 39 R. Crockett  
**RCB** 23 D. Gordon  
**FS** 27 S. Atwater  
**SS** 34 T. Braxton

**BRONCOS SUBSTITUTIONS:** K 1 J. Elam, P 16 T. Rouen, CB 21 R. Hilliard, RB 22 V. Hebron, CB 25 D. Johnson, CB 26 T. McKyer, RB 31 D. Loville, S 32 T. Veland, S 33 D. Dodge, RB 37 A. Lynn, FB 42 D. Smith, LB 56 K. Burns, LB 59 G. Cadrez, G/C 63 D. Diaz-Infante, T 74 H. Swayne, WR 81 P. Jeffers, WR 85 W. Green, TE 86 B. Chamberlain, TE 89 D. Carswell, DT 93 T. Pryce, DE 96 H. Hasselbach, DT 97 M. Lodish. **DID NOT PLAY:** QB 6 B. Brister. **INACTIVE:** QB 8 J. Lewis, LB 50 J. Hesse, LB 58 S. Russ, G 62 D. Neil, T 70 J. Brown, DE 72 E. Jones, WR 88 S. Wilson, DT 99 D. Richie.

## PITTSBURGH STEELERS

### OFFENSE

**WR** 82 Y. Thigpen  
**LT** 65 J. Jackson  
**LG** 77 W. Wolford  
**C** 63 D. Dawson  
**RG** 68 B. Stai  
**RT** 73 J. Strzelczyk  
**TE** 87 M. Bruener  
**WR** 81 C. Johnson  
**QB** 10 K. Stewart  
**FB** 34 T. Lester  
**RB** 36 J. Bettis

### DEFENSE

**LE** 74 N. Harrison  
**NT** 93 J. Steed  
**RE** 76 K. Henry  
**LOLB** 92 J. Gildon  
**LILB** 99 L. Kirkland  
**RILB** 50 E. Holmes  
**ROLB** 54 D. Jones  
**LCB** 30 C. Scott  
**RCB** 37 C. Lake  
**SS** 40 M. Bell  
**FS** 39 M. Perry

**STEELERS SUBSTITUTIONS:** P 4 J. Miller, K 9 N. Johnson, QB 18 M. Tomczak, WR 19 A. Coleman, CB 24 C. Oldham, RB 25 F. McAfee, CB 27 J.B. Brown, DB 29 R. Fuller, FB 38 J. Witman, DB 41 L. Flowers, TE 46 T. Sadowski, LB 51 C. Emmons, LB 53 S. Conley, LB 55 J. Olsavsky, OL 62 T. Myslinski, C 66 J. Sweeney, DE 71 O. Royce, TE 84 K. Botkin, WR 88 C. Hawkins, WR 89 W. Blackwell, DE 96 M. Vrabel, DL 98 O. Gibson. **DID NOT PLAY:** CB 21 D. Woolford. **INACTIVE:** QB 11 M. Quinn, WR 17 C. Marsh, RB 43 G. Jones, T 67 J. Stephens, OL 79 P. Wiggins, WR 83 C. Holliday, LB 95 G. Lloyd, DE 97 R. Manuel.

		1	2	3	4	OT	TOTAL	FIELD GOALS (made ( ) & missed)	
<b>VISITOR</b>	Denver Broncos	7	17	0	0	—	24	J. Elam (43)	
<b>HOME</b>	Pittsburgh Steelers	7	7	0	7	—	21	N. Johnson 38WL	
Team	Qtr	Clock Time	PLAY DESCRIPTION (Extra Point) (Drive Info)					SCORE	
BRONCOS	1	9:18	T. Davis 8 yd. run (J. Elam, kick) (6-72, 3:15)					7	0
STEELERS	1	6:16	K. Stewart 33 yd. run (N. Johnson, kick) (6-65, 3:02)					7	7
STEELERS	2	12:42	J. Bettis 1 yd. run (N. Johnson, kick) (11-68, 4:46)					7	14
BRONCOS	2	8:20	J. Elam 43 yd. Field Goal (11-45, 4:22)					10	14
BRONCOS	2	1:47	H. Griffith 15 yd. pass from J. Elway (J. Elam, kick) (5-80, 2:53)					17	14
BRONCOS	2	0:13	E. McCaffrey 1 yd. pass from J. Elway (J. Elam, kick) (4-54, 0:30)					24	14
STEELERS	4	2:46	C. Johnson 14 yd. pass from K. Stewart (N. Johnson, kick) (10-79, 2:57)					24	21

### FINAL INDIVIDUAL STATISTICS

Denver Broncos										Pittsburgh Steelers											
RUSHING	ATT	YDS	AVG	LG	TD					RUSHING	ATT	YDS	AVG	LG	TD						
T. Davis	26	139	5.3	43	1					J. Bettis	23	105	4.6	16	1						
J. Elway	2	9	4.5	10	0					K. Stewart	3	44	14.7	33	1						
V. Hebron	2	2	1.0	2	0					F. McAfee	1	12	12.0	12	0						
TOTAL	30	150	5.0	43	1					TOTAL	27	161	6.0	33	2						
PASSING	ATT	CMP	YDS	TKD/ YD	TD	LG	IN	Rtg.					PASSING	ATT	CMP	YDS	TKD/ YD	TD	LG	IN	Rtg.
J. Elway	31	18	210	2/15	2	20	1	86.8					K. Stewart	36	18	201	3/8	1	27	3	41.6
TOTAL	31	18	210	2/15	2	20	1	86.8					TOTAL	36	18	201	3/8	1	27	3	41.6
PASS RECEIVING	NO		YDS	AVG	LG	TD					PASS RECEIVING	NO		YDS	AVG	LG	TD				
R. Smith	6		87	14.5	20	0					Y. Thigpen	6		92	15.3	27	0				
E. McCaffrey	5		37	7.4	11	1					C. Hawkins	4		30	7.5	9	0				
S. Sharpe	3		49	16.3	18	0					C. Johnson	3		34	11.3	14	1				
H. Griffith	2		26	13.0	15	1					W. Blackwell	2		19	9.5	16	0				
V. Hebron	1		9	9.0	9	0					M. Bruener	1		16	16.0	16	0				
T. Davis	1		2	2.0	2	0					T. Lester	1		7	7.0	7	0				
												J. Bettis	1		3	3.0	3				
TOTAL	18		210	11.7	20	2					TOTAL	18		201	11.2	27	1				
INTERCEPTIONS	NO		YDS	AVG	LG	TD					INTERCEPTIONS	NO		YDS	AVG	LG	TD				
T. Braxton	1		6	6.0	6	0					L. Kirkland	1		0	0.0	0	0				
A. Aldridge	1		0	0.0	0	0															
R. Crockett	1		0	0.0	0	0															
TOTAL	3		6	2.0	6	0					TOTAL	1		0	0.0	0	0				
PUNTING	NO	YDS	AVG	NET	TB	IN20	LG					PUNTING	NO	YDS	AVG	NET	TB	IN20	LG		
T. Rouen	5	157	31.4	27.6	0	1	48					J. Miller	4	168	42.0	37.3	0	0	51		
TOTAL	5	157	31.4	27.6	0	1	48					TOTAL	4	168	42.0	37.3	0	0	51		
PUNT RETURNS	NO	YDS	AVG	FC	LG	TD					PUNT RETURNS	NO	YDS	AVG	FC	LG	TD				
D. Gordon	2	19	9.5	0	19	0					W. Blackwell	1	19	19.0	0	19	0				
(DOWNED)	2	0	0.0	0	—	0					C. Hawkins	0	0	0.0	1	—	0				
										(DOWNED)	2	0	0.0	0	—	0					
										(OUT OF BOUNDS)	1	0	0.0	0	—	0					
										RETURNS	1	19	19.0	1	19	0					
KICKOFF RETURNS	NO	YDS	AVG	FC	LG	TD					KICKOFF RETURNS	NO	YDS	AVG	FC	LG	TD				
V. Hebron	4	69	17.3	0	25	0					W. Blackwell	3	52	17.3	0	24	0				
										J. Witman	1	10	10.0	0	10	0					
										(TOUCHBACK)	1	0	0.0	0	—	0					
										RETURNS	4	62	15.5	0	24	0					
Denver Broncos	Fum	Lost	Own Rec.	Yds	TD	FF	Opp. Rec.	Yds	TD	Out Bnds					Pittsburgh Steelers	Fum	Lost	Own Rec.	Yds	TD	Out Bnds
T. Davis	1	1	0	0	0	0	0	0	0	0					D. Perry	0	0	0	0	0	1
D. Gordon	1	0	0	0	0	0	0	0	0	0					K. Stewart	1	1	0	0	0	0
R. Crockett	0	0	1	1	0	0	0	0	0	0											
N. Smith	0	0	0	0	0	1	0	0	0	0											
M. Lodish	0	0	0	0	0	0	1	0	0	0											
TOTAL	2	1	1	1	0	1	1	0	0	0					TOTAL	1	1	0	0	0	0



# Denver 14, Kansas City 10

Sunday, Jan. 4, 1998 • 3 p.m. CST • Arrowhead Stadium • Kansas City, Mo.

WEATHER: Overcast, 32° (wind chill 26°), Wind NW 6 mph • ATTENDANCE: 76,965 • TIME: 2:59

## 1997 AFC Divisional Playoff Game

The Denver Broncos posted their first road playoff win in 11 years—and only the second in franchise history—with a 14-10 victory against Kansas City in front of 76,965 fans at Arrowhead Stadium. Denver advanced to its first AFC Championship Game since 1991 on the strength of two Terrell Davis touchdowns, which tied the franchise postseason record for the second week in a row, and a defensive effort that limited the Chiefs to just 10 points that tied for the fewest allowed in club playoff history.

Davis broke a scoreless tie late in the second quarter, plowing into the end zone from one yard out to give Denver a 7-0 lead with 1:56 remaining in the half to cap an 8-play, 65-yard drive that covered 4:51 on the clock. Key to the drive was a 17-yard John Elway completion to Rod Smith on third-and-7 that gave the Broncos a first down at the Kansas City 4-yard line.

The Chiefs, limited to 58 yards of total offense in the first half, came out strong in the third quarter, moving the ball to the Denver 6-yard line before settling for a 20-yard Pete Stoyanovich field goal. Kansas City struck again late in the quarter when Elvis Grbac found tight end Tony Gonzalez in the back of the end zone for a 12-yard score, marking the Chiefs' only touchdown.

Denver, however, answered on its ensuing possession by driving 49 yards in six plays for what proved to be the game-winning touchdown. The key play of the drive was a 43-yard Elway-to-Ed McCaffrey completion on third-and-5 from the Chiefs' 44-yard line that gave Denver a first down at the Kansas City 1-yard line.

After two unsuccessful attempts from close range, Davis muscled his way through the middle of the Chiefs' line for his second touchdown of the day and the fifth of his career in the postseason to establish a franchise record.

Kansas City had possession three more times in the game but was turned back each occasion by the Broncos' defense after reaching Denver's 31 (punt), their own 36 (punt) and the Broncos' 20-yard line with 0:19 left (downs). The final play was a pass to the end zone on fourth-and-2 that was knocked down by Darrien Gordon, ending the Chiefs' hopes and propelling Denver to the AFC title game.

Elway, with 170 passing yards, moved into second place in NFL postseason history in that category. He surpassed both Terry Bradshaw (3,833) and Jim Kelly (3,863) to finish the day at 3,940 career passing yards in the playoffs.

### OFFICIALS:

**Referee** — Jerry Markbreit (9); **Umpire** — Bob Wagner (100); **Head Linesman** — Terry Gierke (72); **Line Judge** — Walt Anderson (66); **Back Judge** — Al Jury (106); **Side Judge** — Mike Pereira (77); **Field Judge** — Bill Schmitz (122).

## DENVER BRONCOS

### OFFENSE

**WR** 80 R. Smith  
**LT** 65 G. Zimmermann  
**LG** 69 M. Schlereth  
**C** 66 T. Nalen  
**RG** 75 B. Habib  
**RT** 77 T. Jones  
**TE** 84 S. Sharpe  
**WR** 87 E. McCaffrey  
**QB** 7 J. Elway  
**HB** 30 T. Davis  
**FB** 29 H. Griffith

### DEFENSE

**LE** 90 N. Smith  
**LT** 94 K. Traylor  
**RT** 98 M. Tanuvasa  
**RE** 91 A. Williams  
**WL** 51 J. Mobley  
**MLB** 57 A. Aldridge  
**SLB** 53 B. Romanowski  
**LCB** 39 R. Crockett  
**RCB** 23 D. Gordon  
**FS** 27 S. Atwater  
**SS** 34 T. Braxton

**BRONCOS SUBSTITUTIONS:** K 1 J. Elam, P 16 T. Rouen, CB 21 R. Hilliard, RB 22 V. Hebron, CB 25 D. Johnson, CB 26 T. McKyer, RB 31 D. Loville, S 32 T. Veland, S 33 D. Dodge, RB 37 A. Lynn, FB 42 D. Smith, LB 56 K. Burns, LB 59 G. Cadrez, G/C 63 D. Diaz-Infante, T 74 H. Swayne, WR 81 P. Jeffers, WR 85 W. Green, TE 86 B. Chamberlain, TE 89 D. Carswell, DT 93 T. Pryce, DE 96 H. Hasselbach, DT 97 M. Lodish. **DID NOT PLAY:** QB 6 B. Brister. **INACTIVE:** QB 8 J. Lewis, LB 50 J. Hesse, LB 58 S. Russ, G 62 D. Neil, T 70 J. Brown, DE 72 E. Jones, WR 88 S. Wilson, DT 99 D. Richie.

## KANSAS CITY CHIEFS

### OFFENSE

**SE** 89 A. Rison  
**LT** 69 J. Criswell  
**LG** 79 D. Szott  
**C** 61 T. Grunhard  
**RG** 68 W. Shields  
**RT** 62 G. Parker  
**TE** 48 T. Popson  
**FL** 80 L. Dawson  
**QB** 11 E. Grbac  
**FB** 38 K. Anders  
**HB** 27 G. Hill

### DEFENSE

**LT** 99 V. Booker  
**RT** 75 J. Phillips  
**RE** 92 D. Williams  
**LLB** 58 D. Thomas  
**ILB** 53 W. Simmons  
**MLB** 59 D. Edwards  
**RLB** 50 A. Davis  
**LCB** 34 D. Carter  
**RCB** 40 J. Hasty  
**SS** 25 R. Tongue  
**FS** 21 J. Woods

**CHIEFS SUBSTITUTIONS:** P 5 L. Aguiar, K 10 P. Stoyanovich, CB 29 M. McMillian, FB 30 D. Bennett, RB 32 M. Allen, CB 45 B. Brooks, S 47 T. Scott, FB 49 T. Richardson, LB 51 G. Manusky, LB 54 T. Simien, G 64 R. Tamm, DT 71 T. Barndt, T 74 S. Wallace, DE 77 P. McDaniels, TE 82 D. Walker, WR 83 D. Hughes, WR 84 J. Horn, WR 87 T. Vanover, TE 88 T. Gonzalez, LB 90 T. Wooden, DE 93 J. Browning. **DID NOT PLAY:** QB 12 R. Gannon, DT 95 M. Dean Perry. **INACTIVE:** QB 8 B. Tolliver, QB 17 P. Barnes, CB 44 D. Anderson, C 65 J. Smith, T 70 M. Spears, T 72 N. Parks, WR 81 K. Lockett, DT 91 T. Parten.

		1	2	3	4	OT	TOTAL	FIELD GOALS (made ( ) & missed)	
<b>VISITOR</b>	Denver Broncos	0	7	0	7	—	14		
<b>HOME</b>	Kansas City Chiefs	0	0	10	0	—	10	P. Stoyanovich 44WL (20)	
Team	Qtr	Clock Time	PLAY DESCRIPTION (Extra Point) (Drive Info)					SCORE	
								Visitor	Home
BRONCOS	2	1:56	T. Davis 1 yd. run (J. Elam, kick) (8-65, 4:51)					7	0
CHIEFS	3	9:42	P. Stoyanovich 20 yd. Field Goal (11-67, 5:18)					7	3
CHIEFS	3	0:10	T. Gonzalez 12 yd. pass from E. Grbac (P. Stoyanovich, kick) (4-65, 1:35)					7	10
BRONCOS	4	12:32	T. Davis 1 yd. run (J. Elam, kick) (6-49, 2:38)					14	10

Final Individual Statistics																											
Denver Broncos												Kansas City Chiefs															
Rushing	Att	Yds	Avg	LG	TD							Rushing	Att	Yds	Avg	LG	TD										
T. Davis	25	101	4.0	41	2							M. Allen	12	37	3.1	14	0										
H. Griffith	4	9	2.3	4	0							E. Grbac	4	22	5.5	11	0										
D. Loville	2	0	0.0	3	0							K. Anders	3	9	3.0	6	0										
J. Elway	1	-1	-1.0	-1	0							D. Bennett	3	4	1.3	8	0										
												L. Aguiar	1	3	3.0	3	0										
												G. Hill	1	2	2.0	2	0										
TOTAL	32	109	3.4	41	2							TOTAL	24	77	3.2	14	0										
Passing	Att	Cmp	Yds	TD	LG	Int	Rtg							Passing	Att	Cmp	Yds	TD	LG	Int	Rtg						
J. Elway	19	10	170	1/7	0	43	0	83.2							E. Grbac	37	24	260	4/34	1	50	0	94.4				
TOTAL	19	10	170	1/7	0	43	0	83.2							TOTAL	37	24	260	4/34	1	50	0	94.4				
Pass Receiving			Yds	Avg	LG	TD							Pass Receiving			Yds	Avg	LG	TD								
E. McCaffrey			3	56	18.7	43	0							A. Rison			8	110	13.8	34	0						
S. Sharpe			2	33	16.4	22	0							T. Popson			5	26	5.2	13	0						
R. Smith			2	19	9.5	17	0							T. Gonzalez			3	26	8.7	12	1						
D. Carswell			1	26	26.0	26	0							L. Dawson			2	20	10.0	12	0						
W. Green			1	19	19.0	19	0							K. Anders			2	4	2.0	3	0						
T. Davis			1	17	17.0	17	0							J. Horn			1	50	50.0	50	0						
														D. Hughes			1	13	13.0	13	0						
														M. Allen			1	8	8.0	8	0						
														T. Vanover			1	3	3.0	3	0						
TOTAL			10	170	17.0	43	0							TOTAL			24	260	10.8	50	1						
Interceptions			Yds	Avg	LG	TD							Interceptions			Yds	Avg	LG	TD								
TOTAL			0	0	0	0							TOTAL			0	0	0	0								
Punting	No	Yds	Avg	Net	TB	In20	LG							Punting	No	Yds	Avg	Net	TB	In20	LG						
T. Rouen	6	217	36.2	31.2	1	2	51							L. Aguiar	5	232	46.4	39.2	0	2	62						
TOTAL	6	217	36.2	31.2	1	2	51							TOTAL	5	232	46.4	39.2	0	2	62						
Punt Returns	No	Yds	Avg	FC	LG	TD							Punt Returns	No	Yds	Avg	FC	LG	TD								
D. Gordon	1	36	36.0	1	36	0							T. Vanover	1	10	10.0	1	10	0								
(DOWNED)	3	0	0.0	0	—	0							(DOWNED)	3	0	0.0	0	—	0								
													(TOUCHBACK)	1	0	0.0	0	—	0								
Returns	1	36	36.0	1	36	0							Returns	1	10	10.0	1	10	0								
Kickoff Returns	No	Yds	Avg	FC	LG	TD							Kickoff Returns	No	Yds	Avg	FC	LG	TD								
V. Hebron	2	51	25.5	0	28	0							T. Vanover	3	69	23.0	0	25	0								
D. Loville	1	20	20.0	0	20	0																					
RETURNS	3	71	23.7	0	28	0							RETURNS	3	69	23.0	0	25	0								
Denver Broncos	Own		Opp.		Out								Kansas City Chiefs	Own		Opp.		Out									
FUMBLES	Fum	Lost	Rec.	Yds	TD	FF	Rec.	Yds																			

FINAL TEAM STATISTICS						
	BRONCOS		CHIEFS			
					BRONCOS	CHIEFS
TOTAL FIRST DOWNS	16	18	PUNTS Number and Average		6-36.2	5-46.4
By Rushing	6	4	Had Blocked		0	0
By Passing	7	10	FGs – PATs Had Blocked		0-0	0-0
By Penalty	3	4	TOTAL RETURN YARDAGE (Not Including Kickoffs)		36	10
THIRD DOWN EFFICIENCY	5-11-45%	5-15-33%	No. and Yards Punt Returns		1-36	1-10
FOURTH DOWN EFFICIENCY	0-0-0%	1-3-33%	No. and Yards Kickoff Returns		3-71	3-69
TOTAL NET YARDS	272	303	No. and Yards Interception Returns		0-0	0-0
Total Offensive Plays (inc. times thrown passing)	52	65	PENALTIES Number and Yards		8-64	7-65
Average gain per offensive play	5.2	4.7	FUMBLES Number and Lost		4-2	2-0
NET YARDS RUSHING	109	77	TOUCHDOWNS		2	1
Total Rushing Plays	32	24	Rushing		2	0
Average gain per rushing play	3.4	3.2	Passing		0	1
NET YARDS PASSING	163	226	EXTRA POINTS Made-Attempts		2-2	1-1
Times thrown – yards lost attempting to pass	1-7	4-34	Kicking Made-Attempts		2-2	1-1
Gross yards passing	170	260	FIELD GOALS Made-Attempts		0-0	1-2
PASS ATTEMPTS-COMPLETIONS-HAD INTERCEPTED	19-10-0	37-24-0	SAFETIES		0	0
Average gain per pass play (inc. # thrown passing)	8.2	5.5	FINAL SCORE		14	10
KICKOFFS Number-In End Zone-Touchbacks	3-0-0	3-1-0	TIME OF POSSESSION		28:54	31:06

Broncos Defensive Statistics																	
(based on unofficial press box statistics)																	
Player	UT	A	TT	S-YDS	I-YDS	PD	FF	FR	Player	UT	A	TT	S-YDS	I-YDS	PD	FF	FR
J. Mobley	7	0	7	0-0	0-0	0	0	0	M. Tanuvasa	2	0	2	0-0	0-0	0	0	0
T. Braxton	5	1	6	0-0	0-0	0	0	0	A. Williams	2	0	2	2-14	0-0	0	0	0
D. Gordon	0	5	0	0-0	0-0	0	0	0	D. Johnson	1	0	1	0-0	0-0	0	0	0
B. Romanowski	5	0	5	0-0	0-0	2	0	0	M. Ladish	0	1	0	0-0	0-0	0	0	0
A. Aldridge	4	1	5	0-0	0-0	0	0	0	K. Burns	0	0	0	0-0	0-0	0	0	0
R. Crockett	4	0	4	0-0	0-0	0	0	0	G. Cadrez	0	0	0	0-0	0-0	0	0	0
N. Smith	4	0	4	2-20	0-0	0	0	1	T. McKyer	0	0	0	0-0	0-0	0	0	0
K. Traylor	3	0	3	0-0	0-0	0	0	0	T. Pryce	0	0	0	0-0	0-0	0	0	0
S. Atwater	2	1	3	0-0	0-0	0	0	0	T. Veland	0	0	0	0-0	0-0	0	0	0
H. Hasselbach	2	0	2	0-0	0-0	0	0	0	TEAM TOTALS	47	3	50	4-34	0-0	2	0	1



# Denver 42, Jacksonville 17

Saturday, Dec. 27, 1997 • 2:05 p.m. MST • Mile High Stadium • Denver

Weather: Partly Cloudy, 44° (wind chill 19°), Wind N 30 mph • Attendance: 74,481 • Time: 3:02

## 1997 AFC Wild Card Playoff Game

The Denver Broncos advanced to the AFC Divisional Playoff Round by literally running the Jacksonville Jaguars out of town as they piled up a club postseason-record 310 rushing yards en route to a 42-17 victory in front of 74,481 fans at Mile High Stadium. Denver set numerous team postseason records during the contest, including new standards for rushing attempts (49), total yards (511), points in a quarter (21; 4th qtr.), total points (42), first downs (28), rushing first downs (18) and third-down efficiency (75%), while the 237 yards allowed by the defense was the second-lowest total in Denver's 21-game playoff history.

The Broncos scored touchdowns on each of their first three possessions, racking up a 21-0 lead on 32 offensive plays during which time the Jaguars ran only six plays. Terrell Davis capped Denver's opening drive with a 2-yard touchdown run, and Rod Smith punctuated the next drive when he reeled in a 43-yard touchdown pass from John Elway. The lead was increased to 21-0 when Davis—who set franchise postseason records for rushing attempts (31), rushing yards (184) and longest run from scrimmage (59) before leaving in the third quarter with bruised ribs—tied the franchise records for rushing touchdowns and total touchdowns in a postseason game with his second of the day.

The Jaguars answered by scoring the game's next 17 points. Jacksonville scored on a 1-yard Natrone Means touchdown run in the second quarter, a 38-yard Mike Hollis field goal early in the third quarter and a blocked punt by safety Travis Davis, who returned it 29 yards for a touchdown to pull the Jaguars to within 21-17 with 9:16 left in the third quarter.

But the Broncos dominated from there as Derek Loville took over for the injured Davis and slashed his way to 103 yards (second most by a Bronco in the postseason) on 11 attempts and scored two fourth-quarter touchdowns on runs of 25 and eight yards to tie the club touchdown record already achieved in the game by Davis. Vaughn Hebron then got into the act, scoring Denver's fifth rushing touchdown of the day on a 6-yard run with 1:11 remaining to push the lead to its final margin of 42-17. With Davis' 184 rushing yards and Loville's 103, Denver became just the third team in NFL postseason history to boast two 100-yard rushers in the same game. Additionally, Denver's 40:59 possession time and its 310 rushing yards both were the fifth-highest totals recorded in an NFL playoff game.

### OFFICIALS:

Referee — Bernie Kukar (86); Umpire — Jeff Rice (44); Head Linesman — John Schleyer (21); Line Judge — Tom Barnes (55); Back Judge — Tom Sifferman (118); Side Judge — Doug Toole (4); Field Judge — Bill Leavy (127).

## DENVER BRONCOS

### OFFENSE

WR 80 R. Smith  
LT 65 G. Zimmerman  
LG 69 M. Schlereth  
C 66 T. Nalen  
RG 75 B. Habib  
RT 77 T. Jones  
TE 84 S. Sharpe  
WR 87 E. McCaffrey  
QB 7 J. Elway  
RB 30 T. Davis  
FB 29 H. Griffith

### DEFENSE

LE 90 N. Smith  
LT 94 K. Traylor  
RT 98 M. Tanuvasa  
RE 91 A. Williams  
WLB 51 J. Mobley  
MLB 57 A. Aldridge  
SLB 53 B. Romanowski  
LCB 39 R. Crockett  
RCB 23 D. Gordon  
FS 27 S. Atwater  
SS 34 T. Braxton

**BRONCOS SUBSTITUTIONS:** K 1 J. Elam, QB 6 B. Brister, P 16 T. Rouen, CB 21 R. Hilliard, RB 22 V. Hebron, CB 25 D. Johnson, CB 26 T. McKeyer, RB 31 D. Loville, S 32 T. Veland, S 33 D. Dodge, RB 37 A. Lynn, FB 42 D. Smith, LB 56 K. Burns, LB 59 G. Cadrez, G 63 D. Diaz-Infante, T 74 H. Swayne, WR 81 P. Jeffers, WR 85 W. Green, TE 86 B. Chamberlain, TE 89 D. Carswell, DT 93 T. Pryce, DE 96 H. Hasselbach, DT 97 M. Lodish. **INACTIVE:** QB 8 J. Lewis, LB 50 J. Hesse, LB 58 S. Russ, C/G 62 D. Neil, T 70 J. Brown, DE 72 E. Jones, WR 88 S. Wilson, DT 99 D. Richie.

## JACKSONVILLE JAGUARS

### OFFENSE

WR 82 J. Smith  
LT 71 T. Boselli  
LG 62 B. Coleman  
C 79 D. Widell  
RG 76 R. Tylski  
RT 72 L. Searcy  
TE 83 P. Mitchell  
WR 87 K. McCardell  
QB 8 M. Brunell  
RB 20 N. Means  
TE 88 D. Jones

### DEFENSE

LE 56 J. Lageman  
LT 97 R. Wynn  
RT 93 E. Tualo  
RE 96 C. Simmons  
SLB 51 K. Hardy  
MLB 58 B. Schwartz  
WLB 50 E. Robinson  
LCB 41 D. Thomas  
RCB 27 D. Figures  
SS 45 T. Davis  
FS 37 C. Hudson

**JAGUARS SUBSTITUTIONS:** K 1 M. Hollis, P 4 B. Barker, CB 21 A. Beasley, RB 23 R. Jordan, CB 26 K. Devine, S 28 D. Hall, DB 32 M. Logan, RB 33 J. Stewart, FB 49 T. Hallock, LB 52 B. Boyer, LB 54 J. Hamilton, LB 57 J. Kopp, G/T 67 J. Novak, WR 80 W. Jackson, WR 81 W. Moore, WR 84 R. Barlow, TE 85 R. Griffith, DE 90 T. Brackens, DT 91 S. Payne, DT 95 J. White, DE 99 J. Smeenge. **DO NOT PLAY:** QB 11 R. Johnson, G/T 78 T. Fordham. **INACTIVE:** QB 16 S. Matthews, CB 25 C. Anderson, S 29 R. Parker, FB 31 D. Shelton, G 68 M. Nori, G 73 B. DeMarco, TE 86 D. Brown, DE 98 J. Threats.

		1	2	3	4	OT	TOTAL	FIELD GOALS (made ( ) & missed)	
VISITOR	Jacksonville Jaguars	0	7	10	0	—	17	M. Hollis	(38)
HOME	Denver Broncos	14	7	0	21	—	42		
Team	Qtr	Clock Time	PLAY DESCRIPTION (Extra Point) (Drive Info)					SCORE	
								Visitor	Home
BRONCOS	1	7:39	T. Davis 2 yd. run (J. Elam, kick) (15-73, 7:21)					0	7
BRONCOS	1	2:37	R. Smith 43 yd. pass from J. Elway (J. Elam, kick) (6-60, 4:07)					0	14
BRONCOS	2	10:46	T. Davis 5 yd. run (J. Elam, kick) (11-92, 5:16)					0	21
JAGUARS	2	5:09	N. Means 1 yd. run (M. Hollis, kick) (9-79, 5:37)					7	21
JAGUARS	3	13:33	M. Hollis 38 yd. Field Goal (4-7, 1:27)					10	21
JAGUARS	3	9:16	T. Davis 29 yd. blocked punt return (M. Hollis, kick)					17	21
BRONCOS	4	13:21	D. Loville 25 yd. run (J. Elam, kick) (2-48, 0:37)					17	28
BRONCOS	4	3:43	D. Loville 8 yd. run (J. Elam, kick) (10-80, 5:28)					17	35
BRONCOS	4	1:11	V. Hebron 6 yd. run (J. Elam, kick) (2-9, 0:49)					17	42

### FINAL INDIVIDUAL STATISTICS

Jacksonville Jaguars										Denver Broncos																									
RUSHING	ATT	YDS	AVG	LG	TD					RUSHING	ATT	YDS	AVG	LG	TD																				
N. Means	10	40	4.0	14	1					T. Davis	31	184	5.9	59	2																				
J. Stewart	1	6	6.0	6	0					D. Loville	11	103	9.4	44	2																				
M. Brunell	3	4	1.3	5	0					V. Hebron	6	23	3.8	6	1																				
										J. Elway	1	0	0.0	0	0																				
TOTAL	14	50	3.6	14	1					TOTAL	49	310	6.3	59	5																				
PASSING	ATT	CMP	YDS	TKD/ YD	TD	LG	IN	Rtg.					PASSING	ATT	CMP	YDS	TKD/ YD	TD	LG	IN	Rtg.														
M. Brunell	32	18	203	3/16	0	37	1	62.4					J. Elway	24	16	223	3/22	1	43	0	110.2														
TOTAL	32	18	203	3/16	0	37	1	62.4					TOTAL	24	16	223	3/22	1	43	0	110.2														
PASS RECEIVING			NO	YDS	AVG	LG	TD					PASS RECEIVING			NO	YDS	AVG	LG	TD																
K. McCardell			6	55	9.2	20	0					T. Davis			4	11	2.8	6	0																
J. Smith			6	55	9.2	16	0					R. Smith			3	99	33.0	43	1																
J. Stewart			3	46	15.3	26	0					E. McCaffrey			2	33	16.5	25	0																
D. Jones			1	37	37.0	37	0					W. Green			2	32	16.0	22	0																
P. Mitchell			1	7	7.0	7	0					S. Sharpe			2	29	14.5	23	0																
N. Means			1	3	3.0	3	0					H. Griffith			2	9	4.5	8	0																
												D. Loville			1	10	10.0	10	0																
TOTAL			18	203	12.7	37	0					TOTAL			16	223	13.9	43	1																
INTERCEPTIONS			NO	YDS	AVG	LG	TD					INTERCEPTIONS			NO	YDS	AVG	LG	TD																
												D. Gordon			1	0	0.0	0	0																
TOTAL			0	0	0.0	—	0					TOTAL			1	0	0.0	0	0																
PUNTING	NO	YDS	AVG	NET	TB	IN20	LG			PUNTING	NO	YDS	AVG	NET	TB	IN20	LG																		
B. Barker	4	118	29.5	26.0	0	1	35			T. Rouen	2	99	49.5	47.0	0	1	53																		
										(BLOCKED)	1	0	0.0	0.0	0	0	0																		
TOTAL	4	118	29.5	26.0	0	1	35			TOTAL	3	99	33.0	31.3	0	1	53																		
PUNT RETURNS	NO	YDS	AVG	FC	LG	TD					PUNT RETURNS	NO	YDS	AVG	FC	LG	TD																		
R. Barlow	1	5	5.0	0	5	0					D. Gordon	1	14	14.0	0	14	0																		
(DOWNED)	1	0	0.0	0	—	0					(DOWNED)	1	0	0.0	0	—	0																		
											(OUT OF BOUNDS)	2	0	0.0	0	—	0																		
RETURNS	1	5	5.0	0	5	0					RETURNS	1	14	14.0	0	14	0																		
KICKOFF RETURNS	NO	YDS	AVG	FC	LG	TD					KICKOFF RETURNS	NO	YDS	AVG	FC	LG	TD																		
R. Barlow	3	118	39.3	0	58	0					V. Hebron	3	87	29.0	0	51	0																		
M. Logan	3	44	14.7	0	18	0					(TOUCHBACK)	1	0	0.0	0	—	0																		
T. Hallock	1	6	6.0	0	6	0																													
D. Jones	0	-2	-2.0	0	-2	0																													
RETURNS	7	166	23.7	0	58	0					RETURNS	3	87	29.0	0	51	0																		
Jacksonville Jaguars	Own	Fumbles	Fum	Lost	Rec.	Yds	TD	Opp.	FF	Rec.	Yds	TD	Out					Denver Broncos	Own	Fumbles	Fum	Lost	Rec.	Yds	TD	Opp.	FF	Rec.	Yds	TD	Out				
C. Simmons	0	0	0	0	0	0	1	0	0	0	0	0	0					J. Elway	3	2	1	-10	0	0	0	0	0	0	0	0					
C. Hudson	0	0	0	0	0	1	0	0	0	0	0	0	0					A. Aldridge	0	0	0	0	0	0	1	0	0	0	0						
R. Wynn	0	0	0	0	0	0	1	0	0	0	0	0	0																						
M. Brunell	1	1	0	0	0	0	0	0	0	0	0	0	0																						
D. Thomas	0	0	0	0	0	0	1	0	0	0	0	0	0																						
TOTAL	1	1	0	0	0	2	2	0	0	0	0	0	0					TOTAL	3	2	1	-10	0	0	1	0	0	0	0	0					

### FINAL TEAM STATISTICS

	JAGUARS		BRONCOS			JAGUARS		BRONCOS	
TOTAL FIRST DOWNS	14		28		PUNTS Number and Average	4-29.5		3-33	
By Rushing	3		18		Had Blocked	0		1	
By Passing	9		8		FGs — PATs Had Blocked	0-0		0-0	
By Penalty	2		2		TOTAL RETURN YARDAGE (Not Including Kickoffs)	5		14	
THIRD DOWN EFFICIENCY	3-10-30%		12-16-75%		No. and Yards Punt Returns	1-5		1-14	
FOURTH DOWN EFFICIENCY	0-1-0%		1-1-100%		No. and Yards Kickoff Returns	7-166		3-87	
TOTAL NET YARDS	237		511		No. and Yards Interception Returns	0-0		1-0	
Total Offensive Plays (inc. times thrown passing)	49		76		PENALTIES Number and Yards	9-54		9-94	
Average gain per offensive play	4.8		6.7		FUMBLES Number and Lost	1-1		3-2	
NET YARDS RUSHING	50		310		TOUCHDOWNS	1		6	
Total Rushing Plays	14		49		Rushing	1		5	
Average gain per rushing play	3.6		6.3		Passing	0		1	
NET YARDS PASSING	187		201		Other (Blocked Kicks, etc.)	2		0	
Times thrown — yards lost attempting to pass	3-16		3-22		EXTRA POINTS Made-Attempts	2-2		6-6	
Gross yards passing	203		223		Kicking Made-Attempts	2-2		6-6	
PASS ATTEMPTS-COMPLETIONS-HAD INTERCEPTED	32-18-1		24-16-0		FIELD GOALS Made-Attempts	1-1		0-0	
Average gain per pass play (inc. # thrown passing)	5.3		7.4		SAFETIES	0		0	
KICKOFFS Number-In End Zone-Touchbacks	4-1-1		7-0-0		FINAL SCORE	17		42	
					TIME OF POSSESSION	19:01		40:59	





# Jacksonville 30, Denver 27

Saturday, Jan. 4, 1997 • 2:05 p.m. MST • Mile High Stadium • Denver

WEATHER: Sunny, 46°, Wind NW 15 mph • ATTENDANCE: 75,678 • TIME: 3:02

## 1996 AFC Divisional Playoff Game

The Denver Broncos' most successful season since 1991 came to a surprising end at the hands of the Jacksonville Jaguars with a 30-27 loss in an AFC Divisional Playoff Game in front of 75,678 stunned fans at Mile High Stadium.

The loss was Denver's first of the season at home and only its second ever at home in the postseason.

The contest began on a promising note for the Broncos as they scored on two of their first three possessions to take a 12-0 lead into the second quarter. First, Vaughn Hebronn scored his first-ever postseason touchdown on a 1-yard plunge on fourth down. During that drive, Terrell Davis set a franchise record for the longest postseason run with a 47-yard scamper. On Denver's next possession, Shannon Sharpe hauled in an 18-yard touchdown from John Elway to produce the 12-point lead.

The Jaguars proceeded to score on five unanswered possessions (three field goals and two touchdowns) to take a 23-12 lead at the 10:51 mark of the fourth quarter.

The Broncos responded with a 9-play, 57-yard drive that was capped by a 2-yard touchdown run by Davis, who then tacked on the two-point conversion himself to cut the deficit to 3, 23-20. But then Mark Brunell connected with Jimmy Smith for a touchdown on a critical third-and-5 play at the Broncos' 16-yard line with 3:39 remaining in the game to restore a 10-point advantage.

The Broncos again pulled to within three points when Elway found Ed McCaffrey in the end zone for a 15-yard touchdown with 1:50 left, but Denver's magic ran out as the Jaguars held on for the 30-27 win.

During the contest, Elway, who played in his franchise-record 15th postseason game, passed Terry Bradshaw for fourth place on the all-time NFL postseason list for pass attempts. He finished the day with 226 yards on 25-of-38 passing with two touchdowns. Davis gained 91 yards on the ground with one touchdown and safety Tyrone Braxton led the Broncos with 11 tackles on defense, but those efforts were not enough to overcome Jacksonville's onslaught.

Natrone Means, who led Jacksonville's 203-yard rushing attack, totaled 140 yards on 21 carries (6.7 avg.). Brunell added 44 more yards on seven rushes and completed 18-of-29 (62.1%) passes for 245 yards with two touchdowns for the Jaguars, who posted 443 yards of total offense.

### OFFICIALS:

**Referee** — Red Cashion (43); **Umpire** — Art Demmas (78); **Line Judge** — Byron Boston (18); **Side Judge** — Laird Hayes (125); **Head Linesman** — Sid Semon (109); **Back Judge** — Tim Mills (80); **Field Judge** — John Robison (46).

## DENVER BRONCOS

### OFFENSE

<b>WR</b> 83	A. Miller
<b>LT</b> 65	G. Zimmermann
<b>LG</b> 69	M. Schlereth
<b>C</b> 66	T. Nalen
<b>RG</b> 75	B. Habib
<b>RT</b> 76	B. Thompson
<b>TE</b> 84	S. Sharpe
<b>WR</b> 87	E. McCaffrey
<b>QB</b> 7	J. Elway
<b>HB</b> 30	T. Davis
<b>FB</b> 29	A. Craver

### DEFENSE

<b>LE</b> 90	D. Williams
<b>LT</b> 97	M. Lodish
<b>RT</b> 95	M. Perry
<b>RE</b> 91	A. Williams
<b>WLB</b> 51	J. Mobley
<b>MLB</b> 57	A. Aldridge
<b>SLB</b> 53	B. Romanowski
<b>LCB</b> 39	R. Crockett
<b>RCB</b> 48	L. Washington
<b>FS</b> 27	S. Atwater
<b>SS</b> 34	T. Braxton

**BRONCOS SUBSTITUTIONS:** K 1 J. Elam, P 16 T. Rouen, CB 20 T. James, CB 21 R. Hilliard, RB 22 V. Hebronn, CB 25 D. Johnson, S 31 R. Jones, S 37 T. Hauck, RB 38 R. Rivers, LB 56 K. Burns, LB 59 G. Cadrez, T 70 J. Brown, DT 79 J. Geathers, WR 80 R. Smith, WR 82 P. Jeffers, TE 86 B. Chamberlain, WR 88 M. Sherrard, TE 89 D. Carswell, DE 94 J. Robinson, DE 96 H. Hasselbach, DT 98 M. Tanuvasa. **DID NOT PLAY:** QB 8 J. Lewis, G 63 D. Diaz-Infante. **INACTIVE:** QB 11 T. Rubley, FB 42 D. Smith, LB 54 B. Hager, G 64 R. Tamm, DT 67 M. Campbell, T/G 68 R. McElroy, DT 72 E. Jones, WR 81 T. Kinchen.

## JACKSONVILLE JAGUARS

### OFFENSE

<b>WR</b> 82	J. Smith
<b>LT</b> 71	T. Boselli
<b>LG</b> 62	B. Coleman
<b>C</b> 79	D. Widell
<b>RG</b> 76	R. Tylski
<b>RT</b> 72	L. Searcy
<b>TE</b> 86	D. Brown
<b>WR</b> 87	K. McCardell
<b>QB</b> 8	M. Brunell
<b>RB</b> 20	N. Means
<b>FB</b> 35	L. Maston

### DEFENSE

<b>LE</b> 56	J. Lageman
<b>LT</b> 92	D. Davey
<b>RT</b> 64	J. Jurkovic
<b>RE</b> 96	C. Simmons
<b>SLB</b> 51	K. Hardy
<b>MLB</b> 55	T. McManus
<b>WLB</b> 50	E. Robinson
<b>LCB</b> 21	A. Beasley
<b>RCB</b> 25	M. Washington
<b>SS</b> 28	D. Hall
<b>FS</b> 37	C. Hudson

**JAGUARS SUBSTITUTIONS:** K 1 M. Hollis, P 4 B. Barker, CB 22 B. Brooks, RB 23 R. Jordan, FS 30 D. Studstill, RB 33 J. Stewart, CB 40 R. Massey, CB 42 R. Bell, FS 45 T. Davis, LB 52 B. Boyer, LB 57 J. Kopp, C 63 M. Cheever, G 73 B. DeMarco, WR 80 W. Jackson, TE 82 P. Mitchell, WR 84 R. Barlow, TE 85 R. Griffith, WR 88 K. Bullard, DE 90 T. Brackens, DE 91 P. Frase, DT 94 K. Pritchett. **DID NOT PLAY:** QB 11 R. Johnson, C/OT 87 J. Novak. **INACTIVE:** QB 5 T. Philcox, LB 54 T. Hallock, C/G 66 G. Huntington, T 74 J. Herndon, FB 81 C. Griffin, WR 89 C. Marsh, DE 93 E. Logan, DE 98 J. White.

		1	2	3	4	OT	TOTAL	FIELD GOALS (made ( ) & missed)	
<b>VISITOR</b>	Jacksonville Jaguars	0	13	7	10	—	30	M. Hollis	(46) (42) (22)
<b>HOME</b>	Denver Broncos	12	0	0	15	—	27		

Team	Qtr	Clock Time	PLAY DESCRIPTION (Extra Point) (Drive Info)	SCORE Visitor	Home
BRONCOS	1	6:22	V. Hebronn 1 yd. run (No good, blocked) (6-50, 2:58)	0	6
BRONCOS	1	0:33	S. Sharpe 18 yd. pass from J. Elway (2-pt. Att. Failed) (7-64, 3:52)	0	12
JAGUARS	2	11:15	M. Hollis 46 yd. Field Goal (10-50, 4:18)	3	12
JAGUARS	2	2:58	N. Means 8 yd. run (M. Hollis, kick) (10-80, 5:21)	10	12
JAGUARS	2	0:10	M. Hollis 42 yd. Field Goal (5-65, 0:47)	13	12
JAGUARS	3	8:51	K. McCardell 31 yd. pass from M. Brunell (M. Hollis, kick) (7-75, 3:18)	20	12
JAGUARS	4	10:51	M. Hollis 22 yd. Field Goal (17-88, 8:32)	23	12
BRONCOS	4	7:37	T. Davis 2 yd. run (T. Davis, run) (9-57, 3:14)	23	20
JAGUARS	4	3:39	J. Smith 16 yd. pass from M. Brunell (M. Hollis, kick) (9-74, 3:58)	30	20
BRONCOS	4	1:50	E. McCaffrey 15 yd. pass from J. Elway (J. Elam, kick) (8-80, 1:49)	30	27

FINAL INDIVIDUAL STATISTICS																					
Jacksonville Jaguars										Denver Broncos											
RUSHING	ATT	YDS	AVG	LG	TD					RUSHING	ATT	YDS	AVG	LG	TD						
N. Means	21	140	6.7	21	1					T. Davis	14	91	6.5	47	1						
M. Brunell	7	44	6.3	29	0					J. Elway	5	30	6.0	19	0						
J. Stewart	8	19	2.4	5	0					V. Hebron	2	5	2.5	4	1						
TOTAL	36	203	5.6	29	1					TOTAL	21	126	6.0	47	2						
PASSING	ATT	CMP	YDS	TKD/YD	TD	LG	IN	Rtg.					PASSING	ATT	CMP	YDS	TKD/YD	TD	LG	IN	Rtg.
M. Brunell	29	18	245	2/5	2	44	0	112.0					J. Elway	38	25	226	1/1	2	18	0	99.2
TOTAL	29	18	245	2/5	2	44	0	112.0					TOTAL	38	25	226	1/1	2	18	0	99.2
PASS RECEIVING			NO	YDS	AVG	LG	TD					PASS RECEIVING			NO	YDS	AVG	LG	TD		
K. McCardell			5	59	11.8	31	1					T. Davis			7	24	3.4	6	0		
N. Means			4	46	11.5	29	0					A. Miller			5	67	13.4	18	0		
J. Smith			3	71	23.7	44	1					E. McCaffrey			5	54	10.8	15	1		
W. Jackson			3	35	11.7	19	0					A. Craver			3	17	5.7	7	0		
P. Mitchell			2	9	4.5	8	0					S. Sharpe			2	31	15.5	18	1		
J. Stewart			1	25	25.0	25	0					D. Carswell			2	18	9.0	10	0		
												R. Smith			1	15	15.0	15	0		
TOTAL			18	245	13.6	44	2					TOTAL			25	226	9.0	18	2		
INTERCEPTIONS			NO	YDS	AVG	LG	TD					INTERCEPTIONS			NO	YDS	AVG	LG	TD		
TOTAL			0	0	0.0	—	0					TOTAL			0	0	0.0	—	0		
PUNTING	NO	YDS	AVG	NET	TB	IN20	LG			PUNTING	NO	YDS	AVG	NET	TB	IN20	LG				
B. Barker	3	119	39.7	35.7	0	0	49			T. Rouen	5	213	42.6	38.0	1	3	52				
TOTAL	3	119	39.7	35.7	0	0	49			TOTAL	5	213	42.6	38.0	1	3	52				
PUNT RETURNS	NO	YDS	AVG	FC	LG	TD			PUNT RETURNS	NO	YDS	AVG	FC	LG	TD						
C. Hudson	1	3	3.0	2	3	0			R. Smith	2	12	6.0	0	6	0						
(DOWNED)	1	0	0.0	0	—	0			(OUT OF BOUNDS)	1	0	0.0	0	—	0						
(TOUCHBACK)	1	0	0.0	0	—	0															
RETURNS	1	3	3.0	2	3	0			RETURNS	2	12	6.0	0	6	0						
KICKOFF RETURNS	NO	YDS	AVG	FC	LG	TD			KICKOFF RETURNS	NO	YDS	AVG	FC	LG	TD						
B. Brooks	4	75	18.8	0	29	0			V. Hebron	3	85	28.3	0	38	0						
									B. Chamberlain	1	15	15.0	0	15	0						
									K. Burns	1	14	14.0	0	14	0						
									P. Jeffers	1	9	9.0	0	9	0						
									(TOUCHBACK)	1	0	0.0	0	—	0						
RETURNS	4	75	18.8	0	29	0			RETURNS	6	123	20.5	0	38	0						
Jacksonville Jaguars	Own					Opp.			Out	Denver Broncos	Own					Opp.			Out		
FUMBLES	Fum	Lost	Rec.	Yds	TD	FF	Rec.	Yds	TD	Bnds	FUMBLES	Fum	Lost	Rec.	Yds	TD	FF	Rec.	Yds	TD	Bnds
T. McManus	0	0	0	0	0	1	0	0	0	0	D. Carswell	1	0	1	0	0	0	0	0	0	0
TOTAL	0	0	0	0	0	1	0	0	0	0	TOTAL	1	0	1	0	0	0	0	0	0	0

FINAL TEAM STATISTICS																			
JAGUARS										BRONCOS									
TOTAL FIRST DOWNS										FGs – PATs Had Blocked									
By Rushing										TOTAL RETURN YARDAGE (Not Including Kickoffs)									
By Passing										No. and Yards Punt Returns									
By Penalty										No. and Yards Kickoff Returns									
THIRD DOWN EFFICIENCY										No. and Yards Interception Returns									
FOURTH DOWN EFFICIENCY										PENALTIES Number and Yards									
TOTAL NET YARDS										FUMBLES Number and Lost									
Total Offensive Plays (inc. times thrown passing)										TOUCHDOWNS									
Average gain per offensive play										Rushing									
NET YARDS RUSHING										Passing									
Total Rushing Plays										EXTRA POINTS Made-Attempts									
Average gain per rushing play										Kicking Made-Attempts									
NET YARDS PASSING										Rushing Made-Attempts									
Times thrown – yards lost attempting to pass										Passing Made-Attempts									
Gross yards passing										FIELD GOALS Made-Attempts									
PASS ATTEMPTS-COMPLETIONS-HAD INTERCEPTED										SAFETIES									
Average gain per pass play (inc. # thrown passing)										FINAL SCORE									
KICKOFFS Number-In End Zone-Touchbacks										TIME OF POSSESSION									
PUNTS Number and Average																			
Had Blocked																			

BRONCOS DEFENSIVE STATISTICS																	
(based on unofficial press box statistics)																	
PLAYER	UT	A	TT	S-YDS	I-YDS	PD	FF	FR	PLAYER	UT	A	TT	S-YDS	I-YDS	PD	FF	FR
T. Braxton	10	1	11	0-0	0-0	0	0	0	M. Lodish	2	0	2	0-0	0-0	0	0	0
J. Mobley	6	2	8	0-0	0-0	1	0	0	B. Romanowski	2	0	2	0-0	0-0	0	0	0
S. Atwater	6	0	6	0-0	0-0	0	0	0	H. Hasselbach	1	0	1	0-0	0-0	0	0	0
A. Aldridge	5	1	6	1-4	0-0	1	0	0	R. Hilliard	1	0	1	0-0	0-0	0	0	0
M. Perry	4	1	5	0-0	0-0	0	0	0	M. Tanuvasa	1	0	1	0-0	0-0	0	0	0
D. Williams	2	2	4	1-1	0-0	1	0	0	A. Williams	1	0	1	0-0	0-0	2	0	0
R. Crockett	2	0	2	0-0	0-0	1	0	0	K. Burns	0	0	0	0-0	0-0	0	0	0
T. Hauck	2	0	2	0-0	0-0	0	0	0	TEAM TOTALS	47	7	54	2-5	0-0	6	0	0
T. James	2	0	2	0-0	0-0	0	0	0									



# L.A. Raiders 42, Denver 24

Sunday, Jan. 9, 1994 • 1 p.m. PST • Los Angeles Coliseum • Los Angeles

WEATHER: Sunny, 76°, Wind 0 mph • ATTENDANCE: 65,314 • TIME: 3:36

## 1993 AFC Wild Card Game

Facing the Los Angeles Raiders for the second time in as many weeks, the Denver Broncos saw the Raiders pull away from a 21-21 halftime tie en route to a 42-24 win in an AFC Wild Card Game in front of 65,314 fans at the Los Angeles Coliseum.

Denver quarterback John Elway completed 29-of-47 passes (61.7%) for 302 yards with three touchdowns and one interception while tight end Shannon Sharpe hauled in a game-high 13 receptions for 156 yards (12.0 avg.) with one touchdown.

The Raiders struck first on a 7-play, 80-yard drive that was capped with a 9-yard touchdown pass from quarterback Jeff Hostetler to tight end Ethan Horton at 9:17 of the first quarter.

Elway and the Broncos responded with a scoring drive of their own, going 65 yards in seven plays with Elway finding Sharpe for a 23-yard touchdown. The Raiders bounced back with a 65-yard touchdown pass to wide receiver Tim Brown to take a 14-7 lead at 2:25 of the first quarter. The Broncos responded by driving 80 yards in 12 plays, setting up a 16-yard touchdown toss from Elway to tight end Reggie Johnson to tie the score. Hostetler continued to be red hot on the Raiders' next possession, throwing a 54-yard touchdown pass to wide receiver James Jett for a 21-14 lead at 7:28 of the second quarter.

On the Broncos' final drive of the half, the offense chewed up nearly seven minutes and went 77 yards to tie the score at 21 on wide receiver Derek Russell's 6-yard touchdown reception. Elway showed his ability to create plays for the offense, completing passes to six different receivers and taking off on two rushes of his own during the drive.

The two teams combined for nearly 500 yards of total offense by halftime, but only the Raiders continued that pace in the second half. After receiving the opening kickoff, the Broncos failed to move the ball on their first three possessions, giving the Raiders great field position after three punts that averaged 30 yards. The Raiders took advantage of the field position, converting two of those possessions into touchdowns on drives of three and five plays, respectively, to take a commanding 35-21 lead at 4:27 of the third quarter.

The Broncos made a dent in the score at the beginning of the fourth period on a 33-yard field goal by Jason Elam at 12:36. The Raiders responded to that with a 10-play, 76-yard drive that was capped by Napoleon McCallum's third touchdown of the game from one yard out at 6:43 to mark the final points scored on the afternoon.

### OFFICIALS:

**Referee** — Bob McElwee (95); **Umpire** — Al Conway (27); **Line Judge** — Tom Barnes (55); **Side Judge** — Don Wedge (28); **Head Linesman** — Aaron Pointer (79); **Back Judge** — Bill Lovett (98); **Field Judge** — Don Hakes (96).

## DENVER BRONCOS

### OFFENSE

**WR** 88 J. Evans  
**LT** 65 G. Zimmerman  
**LG** 79 D. Widell  
**C** 72 K. Kartz  
**RG** 75 B. Habib  
**RT** 68 R. Freeman  
**TE** 89 R. Johnson  
**WR** 87 C. Tillman  
**QB** 7 J. Elway  
**RB** 39 R. Delpino  
**TE** 84 S. Sharpe

### DEFENSE

**LE** 99 S. Dronett  
**NT** 71 G. Kragen  
**RE** 91 W. Oshodin  
**LOLB** 51 M. Croel  
**LILB** 77 K. Mecklenburg  
**MLB** 57 D. Wyman  
**ROLB** 73 S. Fletcher  
**LCB** 34 T. Braxton  
**RCB** 23 R. Bradford  
**SS** 49 D. Smith  
**FS** 27 S. Atwater

**BRONCOS SUBSTITUTIONS:** K 1 J. Elam, QB 8 T. Maddox, P 16 T. Rouen, CB 21 L. Lang, RB 22 G. Milburn, S 31 R. Jones, CB 36 F. Robinson, FB 37 A. Lynn, RB 38 R. Rivers, S 40 D. Hall, WR 42 K. Taylor, CB 47 D. Pool, LB 54 M. Donahue, LB 58 E. Alexander, LB 59 T. Lucas, G 64 J. Melander, G 76 K. Scrafford, T 78 D. Maggs, WR 80 T. Kimbrough, WR 85 D. Russell, WR 86 A. Marshall, DE 94 J. Robinson, DT 97 D. Drozdov. **INACTIVE:** 30B 12 S. Moore, CB 29 C. Dimry, LB 52 J. Mills, C 61 B. Meeks, WR 81 B. Rose, WR 83 M. Bonner, DE 90 D. Williams, DT 95 A. Taylor.

## LOS ANGELES RAIDERS

### OFFENSE

**WR** 89 A. Wright  
**LT** 71 G. Perry  
**LG** 76 S. Wisniewski  
**C** 72 D. Mosebar  
**RG** 65 M. Montoya  
**RT** 68 B. Wilkerson  
**TE** 88 E. Horton  
**WR** 81 T. Brown  
**QB** 15 J. Hostetler  
**RB** 41 N. McCallum  
**RB** 21 R. Montgomery

### DEFENSE

**LE** 75 H. Long  
**LT** 91 C. McGlockton  
**RT** 74 N. Harrison  
**RE** 93 G. Townsend  
**LLB** 51 A. Wallace  
**MLB** 57 J. Kelly  
**RLB** 99 W. Moss  
**LCB** 36 T. McDaniel  
**RCB** 48 L. Washington  
**SS** 20 D. Hoskins  
**FS** 33 E. Anderson

**RAIDERS SUBSTITUTIONS:** P 7 J. Gossett, K 18 J. Jaeger, RB 23 R. Jordan, S 25 D. Land, S 31 R. Dixon, RB 35 S. Smith, RB 38 N. Bell, RB 39 K. Smith, LB 45 D. Fulcher, CB 46 T. Dorn, LB 52 M. Jones, LB 54 G. Biekert, DE 56 A. Bruce, G 64 T. Peat, C 67 D. Turk, G 77 R. Stephens, WR 80 D. Hobbs, WR 82 J. Jett, WR 83 W. Gault, TE 84 J. Duff, DE 94 A. Smith, DT 97 W. Broughton. **DID NOT PLAY:** QB 11 V. Evans. **INACTIVE:** 30B 12 B. J. Hobert, RB 28 G. Robinson, S 29 P. Bates, CB 37 J. Trapp, T 78 G. Skrepenak, T 79 K. Lanier, WR 86 R. Ismail, DT 92 F. Collons.

		1	2	3	4	OT	TOTAL	FIELD GOALS (made ( ) & missed)	
<b>VISITOR</b>	Denver Broncos	7	14	0	3	—	24	J. Elam	(33)
<b>HOME</b>	Los Angeles Raiders	14	7	14	7	—	42		

Team	Qtr	Clock Time	PLAY DESCRIPTION (Extra Point) (Drive Info)	SCORE Visitor	Home
RAIDERS	1	9:17	E. Horton 9 yd. pass from J. Hostetler (J. Jaeger, kick) (7-80, 3:18)	0	7
BRONCOS	1	6:12	S. Sharpe 23 yd. pass from J. Elway (J. Elam, kick) (7-65, 3:05)	7	7
RAIDERS	1	2:25	T. Brown 65 yd. pass from J. Hostetler (J. Jaeger, kick) (6-78, 3:47)	7	14
BRONCOS	2	10:06	R. Johnson 16 yd. pass from J. Elway (J. Elam, kick) (12-80, 7:19)	14	14
RAIDERS	2	7:28	J. Jett 54 yd. pass from J. Hostetler (J. Jaeger, kick) (5-84, 2:38)	14	21
BRONCOS	2	0:32	D. Russell 6 yd. pass from J. Elway (J. Elam, kick) (13-77, 6:56)	21	21
RAIDERS	3	8:08	N. McCallum 26 yd. run (J. Jaeger, kick) (3-35, 1:25)	21	28
RAIDERS	3	4:27	N. McCallum 2 yd. run (J. Jaeger, kick) (5-52, 2:31)	21	35
BRONCOS	4	12:36	J. Elam 33 yd. Field Goal (8-63, 2:32)	24	35
RAIDERS	4	6:43	N. McCallum 1 yd. run (J. Jaeger, kick) (10-76, 5:53)	24	42

FINAL INDIVIDUAL STATISTICS																					
Denver Broncos										Los Angeles Raiders											
RUSHING	ATT	YDS	AVG	LG	TD	RUSHING	ATT	YDS	AVG	LG	TD										
R. Delpino	9	32	3.6	16	0	N. McCallum	13	81	6.2	26	3										
J. Elway	5	23	4.6	6	0	T. Montgomery	15	50	3.3	15	0										
R. Rivers	1	2	2.0	2	0	J. Hostettler	4	5	1.3	4	0										
T. Maddox	1	1	1.0	1	0																
G. Milburn	2	-2	-1.0	1	0																
TOTAL	18	56	3.1	16	0	TOTAL	32	136	4.3	26	3										
PASSING	ATT	CMP	YDS	TKD/YD	TD	LG	IN	Rtg.	PASSING	ATT	CMP	YDS	TKD/YD	TD	LG	IN	Rtg.				
J. Elway	47	29	302	1/5	3	25	1	92.7	J. Hostettler	19	13	294	2/3	3	65	0	150.8				
T. Maddox	7	3	34	0/0	0	13	0	58.0													
TOTAL	54	32	336	1/5	3	25	1	88.2	TOTAL	19	13	294	2/3	3	65	0	150.8				
PASS RECEIVING	NO	YDS	AVG	LG	TD	PASS RECEIVING	NO	YDS	AVG	LG	TD										
S. Sharpe	13	156	12.0	23	1	J. Jett	3	111	37.0	54	1										
A. Marshall	5	69	13.8	20	0	T. Brown	3	86	28.7	65	1										
G. Milburn	5	8	1.6	6	0	E. Horton	3	45	15.0	33	1										
D. Russell	2	31	15.5	25	1	T. Montgomery	3	29	9.7	18	0										
C. Tillman	2	25	12.5	16	0	A. Wright	1	23	23.0	23	0										
R. Johnson	2	19	9.5	16	1																
K. Taylor	1	13	13.0	13	0																
R. Rivers	1	8	8.0	8	0																
J. Evans	1	7	7.0	7	0																
TOTAL	32	336	10.5	25	3	TOTAL	13	294	22.6	65	3										
INTERCEPTIONS	NO	YDS	AVG	LG	TD	INTERCEPTIONS	NO	YDS	AVG	LG	TD										
T. Dorn	1	1	1.0	1	0	T. Dorn	1	1	1.0	1	0										
TOTAL	0	0	0.0	—	0	TOTAL	1	1	1.0	1	0										
PUNTING	NO	YDS	AVG	NET	TB	IN20	LG	PUNTING	NO	YDS	AVG	NET	TB	IN20	LG						
T. Rouen	4	135	33.8	28.8	1	0	45	J. Gossett	4	170	42.5	33.0	0	1	50						
TOTAL	4	135	33.8	28.8	1	0	45	TOTAL	4	170	42.5	33.0	0	1	50						
PUNT RETURNS	NO	YDS	AVG	FC	LG	TD	PUNT RETURNS	NO	YDS	AVG	FC	LG	TD								
G. Milburn	3	38	12.7	0	18	0	(DOWNED)	1	0	0.0	0	—	0								
(DOWNED)	1	0	0.0	0	—	0	(OUT OF BOUNDS)	2	0	0.0	0	—	0								
(TOUCHBACK)	1	0	0.0	0	—	0	(TOUCHBACK)	1	0	0.0	0	—	0								
RETURNS	3	38	12.7	0	18	0	RETURNS	0	0	0.0	0	—	0								
KICKOFF RETURNS	NO	YDS	AVG	FC	LG	TD	KICKOFF RETURNS	NO	YDS	AVG	FC	LG	TD								
G. Milburn	6	85	14.2	0	21	0	W. Gault	4	55	13.8	0	20	0								
(OUT OF BOUNDS)	1	0	0.0	0	—	0	(TOUCHBACK)	1	0	0.0	0	—	0								
RETURNS	6	85	14.2	0	21	0	RETURNS	4	55	13.8	0	20	0								
Denver Broncos	Own	Fumbles	Rec.	Yds	TD	Opp.	Rec.	Yds	TD	Out	L.A. Raiders	Own	Fumbles	Rec.	Yds	TD	Opp.	Rec.	Yds	TD	Out
FUMBLES	Fum	Lost	Rec.	Yds	TD	FF	Rec.	Yds	TD	Bnds	FUMBLES	Fum	Lost	Rec.	Yds	TD	FF	Rec.	Yds	TD	Bnds
J. Elway	1	0	0	0	0	0	0	0	0	0	A. Smith	0	0	0	0	0	1	0	0	0	0
K. Kartz	0	0	1	0	0	0	0	0	0	0											
T. Maddox	1	0	1	0	0	0	0	0	0	0											
TOTAL	2	0	2	0	0	0	0	0	0	0	TOTAL	0	0	0	0	0	1	0	0	0	0

FINAL TEAM STATISTICS													
BRONCOS					RAIDERS								
TOTAL FIRST DOWNS	26		19		PUNTS Number and Average					4-33.8		4-42.5	
By Rushing	4		6		Had Blocked					0		0	
By Passing	18		10		FGs – PATs Had Blocked					0-0		0-0	
By Penalty	4		3		TOTAL RETURN YARDAGE (Not Including Kickoffs)					38		1	
THIRD DOWN EFFICIENCY	4-14-29%		5-9-56%		No. and Yards Punt Returns					3-38		0-0	
FOURTH DOWN EFFICIENCY	2-4-50%		0-0-0%		No. and Yards Kickoff Returns					6-85		4-55	
TOTAL NET YARDS	387		427		No. and Yards Interception Returns					0-0		1-1	
Total Offensive Plays (inc. times thrown passing)	73		53		PENALTIES Number and Yards					10-97		17-130	
Average gain per offensive play	5.3		8.1		FUMBLES Number and Lost					2-0		0-0	
NET YARDS RUSHING	56		136		TOUCHDOWNS					3		3	
Total Rushing Plays	18		32		Rushing					3		3	
Average gain per rushing play	3.1		4.3		Passing					3		3	
NET YARDS PASSING	331		291		EXTRA POINTS Made-Attempts					3-3		6-6	
Times thrown – yards lost attempting to pass	1-5		2-3		FIELD GOALS Made-Attempts					1-1		0-0	
Gross yards passing	336		294		SAFETIES					0		0	
PASS ATTEMPTS-COMPLETIONS-HAD INTERCEPTED	54-32-1		19-13-0		FINAL SCORE					24		42	
Average gain per pass play (inc. # thrown passing)	6.0		13.9		TIME OF POSSESSION					31:09		28:51	
KICKOFFS Number-In End Zone-Touchbacks	5-1-1		7-0-0										



## Buffalo 10, Denver 7

Sunday, Jan. 12, 1992 • 12:35 p.m. EST • Rich Stadium • Orchard Park, N.Y.

WEATHER: Sunny, 42°, Wind SSW 15 mph • ATTENDANCE: 80,272 • TIME: 2:59

### 1991 AFC Championship Game

The Broncos were denied their fifth AFC Championship, losing 10-7 to the Bills before 80,272 fans at Rich Stadium. Denver's defense shut down the high-powered Buffalo offense, limiting it to just 213 total yards and only 12 first downs, but the Broncos' offense failed to capitalize on several first-half opportunities.

Both teams struggled to find their offenses in the first two quarters, and the game was scoreless at halftime. Buffalo punted on its first two drives of the contest after a total net gain of negative two yards and had its third drive end when nose tackle Greg Kragen tipped and then intercepted a pass on the Buffalo 29. But Denver could not take advantage as David Treadwell's 47-yard field goal attempt sailed wide left. After the Broncos halted another Buffalo drive, Treadwell missed a 42-yard field goal attempt.

Once again, the Bills punted after failing to get a first down, and a 10-yard punt return by Vance Johnson set Denver up on the 50. On first down, quarterback John Elway threw a middle screen to running back Steve Sewell, who gained 26 yards to the Buffalo 24. The Broncos could move no closer than the 20, and Treadwell's 37-yard field goal attempt was wide right to end the last scoring threat of the first half.

The Bills' second drive of the third quarter began at their 20, and 11 plays later, they faced a third-and-7 on Denver's 26. Quarterback Jim Kelly's pass to James Lofton was intercepted by cornerback Tyrone Braxton and returned to the Denver 19. On second-and-10, Elway attempted another middle screen to Sewell, but linebacker Carlton Bailey picked off the pass and ran 11 yards for a touchdown and a 7-0 Buffalo lead.

The Broncos' first possession of the fourth quarter began with Gary Kubiak at quarterback after Elway left the game with an injured thigh muscle. Kubiak drove Denver from its 21 to the Buffalo 23, but the Broncos failed to convert a fourth-down attempt. The Bills then drove 50 yards in nine plays to score on a 44-yard field goal by Scott Norwood. Now down 10-0, Kubiak engineered a frantic drive in which Denver covered 85 yards in eight plays, and he scored on a 3-yard quarterback draw to pull Denver within 3 points, 10-7, with less than two minutes to play.

The ensuing onside kickoff was recovered by the Broncos' Steve Atwater, and Denver began its last-chance drive on its 49 with 1:43 left on the clock and two timeouts. On first down, Kubiak hit Sewell for seven yards, but cornerback Kirby Jackson stripped the ball away and recovered it on the Buffalo 44. The Broncos' defense forced the Bills to punt, but Denver could only reach the 50 as time ran out.

#### OFFICIALS:

Referee — Dale Hamer (104); Umpire — Al Conway (27); Line Judge — Bill Reynolds (53); Side Judge — Doug Toole (4); Head Linesman — Sid Semon (109); Back Judge — Al Jury (106); Field Judge — Don Hakes (96).

### DENVER BRONCOS

#### OFFENSE

WR 83 M. Young  
LT 62 J. Davidson  
LG 63 S. Farrell  
C 79 Da. Widell  
RG 67 Do. Widell  
RT 76 K. Lanier  
WR 81 S. Sharpe  
WR 85 D. Russell  
QB 7 J. Elway  
RB 28 G. Green  
WR 82 V. Johnson

#### DEFENSE

LE 91 W. Powers  
NT 71 G. Kragen  
RE 90 R. Holmes  
LOLB 73 S. Fletcher  
LILB 56 M. Brooks  
RILB 77 K. Mecklenburg  
ROLB 51 M. Croel  
LCB 34 T. Braxton  
RCB 24 W. Henderson  
SS 49 D. Smith  
FS 27 S. Atwater

**BRONCOS SUBSTITUTIONS:** P 2 M. Horan, QB 8 G. Kubiak, K 9 D. Treadwell, CB 21 L. Lang, S 22 A. Montgomery, CB 29 C. Dimry, RB 30 S. Sewell, RB 38 R. Rivers, RB 41 G. Lewis, S 48 R. Robbins, LB 54 K. Traylor, LB 59 T. Lucas, T/C 60 N. Subis, G 68 C. Ker, DE 70 B. Sochia, C 72 K. Kartz, T 74 H. Salem, WR 80 M. Jackson, WR 84 R. Nattiel, TE 88 C. Kay, DE 96 K. Walker. **DID NOT PLAY:** LB 52 J. Mills, TE 89 R. Johnson. **INACTIVE:** 3QB 12 S. Moore, RB 26 B. Humphrey.

### BUFFALO BILLS

#### OFFENSE

WR 80 J. Lofton  
LT 69 W. Wolford  
LG 51 J. Richter  
C 67 K. Hull  
RG 59 M. Frerotte  
RT 75 H. Ballard  
TE 84 K. McKeller  
WR 83 A. Reed  
QB 12 J. Kelly  
RB 34 T. Thomas  
WR 82 D. Beebe

#### DEFENSE

LE 96 L. Seals  
NT 91 J. Wright  
RE 78 B. Smith  
LOLB 97 C. Bennett  
LILB 58 S. Conlan  
RILB 54 C. Bailey  
ROLB 56 D. Talley  
LCB 47 K. Jackson  
RCB 37 N. Odomes  
SS 46 L. Smith  
FS 38 M. Kelso

**BILLS SUBSTITUTIONS:** K 5 B. Daluiso, P 9 C. Mohr, K 11 S. Norwood, QB 14 F. Reich, S 20 H. Jones, RB 23 K. Davis, CB 27 C. Hicks, CB 31 J. Williams, RB 35 C. Gardner, SS 45 D. Drane, LB 50 R. Bentley, LB 53 M. Patton, C 63 A. Lingner, NT 73 M. Lodish, WR 85 A. Edwards, TE 87 B. Rolle, TE 88 P. Metzelaars, WR 89 S. Tasker, DE 90 P. Hansen, DE 94 M. Pike, LB 99 G. Garner. **DID NOT PLAY:** OL 64 M. Brennan, T 79 J. Staysnicak. **INACTIVE:** 3QB 7 G. Gilbert, G/T 74 G. Parker.

		1	2	3	4	OT	TOTAL	FIELD GOALS (made ( ) & missed)		
VISITOR	Denver Broncos	0	0	0	7	—	7	D. Treadwell	47WL	42WR 37WR
HOME	Buffalo Bills	0	0	7	3	—	10	S. Norwood	(44)	

Team	Qtr	Clock Time	PLAY DESCRIPTION (Extra Point) (Drive Info)	SCORE Visitor Home
BILLS	3	9:32	C. Bailey 11 yd. return (S. Norwood, kick) (0-11, 0:11)	0 7
BILLS	4	10:42	S. Norwood 44 yd. Field Goal (9-50, 3:57)	0 10
BRONCOS	4	13:17	G. Kubiak 3 yd. run (D. Treadwell, kick) (8-85, 2:35)	7 10

### FINAL INDIVIDUAL STATISTICS

Denver Broncos										Buffalo Bills													
RUSHING	ATT	YDS	AVG	LG	TD	RUSHING	ATT	YDS	AVG	LG	TD	RUSHING	ATT	YDS	AVG	LG	TD						
G. Green	19	53	2.8	18	0	T. Thomas	26	72	2.8	9	0	G. Green	19	53	2.8	18	0						
G. Kubiak	3	22	7.3	11	1	A. Reed	1	16	16.0	16	0	G. Kubiak	3	22	7.3	11	1						
J. Elway	4	10	2.5	7	0	J. Kelly	2	9	4.5	10	0	J. Elway	4	10	2.5	7	0						
S. Sewell	4	3	0.8	6	0	K. Davis	6	7	1.2	4	0	S. Sewell	4	3	0.8	6	0						
V. Johnson	2	-7	-3.5	-1	0							V. Johnson	2	-7	-3.5	-1	0						
TOTAL	32	81	2.5	18	1	TOTAL	35	104	3.0	16	0	TOTAL	32	81	2.5	18	1						
PASSING	ATT	CMP	YDS	TKD/YD	TD	LG	IN	Rtg.	PASSING	ATT	CMP	YDS	TKD/YD	TD	LG	IN	Rtg.						
J. Elway	21	11	121	3/24	0	26	1	49.9	J. Kelly	25	13	117	1/8	0	25	2	31.6						
G. Kubiak	12	11	136	1/10	0	24	0	113.9															
TOTAL	33	22	257	4/34	0	26	1	77.5	TOTAL	25	13	117	1/8	0	25	2	31.6						
PASS RECEIVING	NO	YDS	AVG	LG	TD	PASS RECEIVING	NO	YDS	AVG	LG	TD	PASS RECEIVING	NO	YDS	AVG	LG	TD						
V. Johnson	8	104	13.0	24	0	K. McKeller	3	39	13.0	25	0	V. Johnson	8	104	13.0	24	0						
S. Sewell	7	78	11.1	26	0	T. Thomas	3	15	5.0	8	0	S. Sewell	7	78	11.1	26	0						
S. Sharpe	3	40	13.3	15	0	A. Reed	2	19	9.5	10	0	S. Sharpe	3	40	13.3	15	0						
M. Young	3	25	8.3	10	0	K. Davis	2	13	6.5	9	0	M. Young	3	25	8.3	10	0						
R. Nattiel	1	10	10.0	10	0	P. Metzelaars	1	14	14.0	14	0	R. Nattiel	1	10	10.0	10	0						
						J. Lofton	1	11	11.0	11	0												
						D. Beebe	1	6	6.0	6	0												
TOTAL	22	257	11.7	26	0	TOTAL	13	117	9.0	25	0	TOTAL	22	257	11.7	26	0						
INTERCEPTIONS	NO	YDS	AVG	LG	TD	INTERCEPTIONS	NO	YDS	AVG	LG	TD	INTERCEPTIONS	NO	YDS	AVG	LG	TD						
G. Kragen	1	0	0.0	0	0	C. Bailey	1	11	11.0	11	1	G. Kragen	1	0	0.0	0	0						
T. Braxton	1	5	5.0	5	0							T. Braxton	1	5	5.0	5	0						
TOTAL	2	5	2.5	5	0	TOTAL	1	11	11.0	11	1	TOTAL	2	5	2.5	5	0						
PUNTING	NO	YDS	AVG	NET	TB	IN20	LG	PUNTING	NO	YDS	AVG	NET	TB	IN20	LG	PUNTING	NO	YDS	AVG	NET	TB	IN20	LG
Horan	6	262	43.7	40.3	1	4	76	C. Mohr	8	304	38.0	31.0	1	0	49	Horan	6	262	43.7	40.3	1	4	76
TOTAL	6	262	43.7	40.3	1	4	76	TOTAL	8	304	38.0	31.0	1	0	49	TOTAL	6	262	43.7	40.3	1	4	76
PUNT RETURNS	NO	YDS	AVG	FC	LG	TD	PUNT RETURNS	NO	YDS	AVG	FC	LG	TD	PUNT RETURNS	NO	YDS	AVG	FC	LG	TD			
V. Johnson	3	36	12.0	3	13	0	C. Hicks	0	0	0.0	1	—	0	V. Johnson	3	36	12.0	3	13	0			
(DOWNED)	1	0	0.0	0	—	0	(OUT OF BOUNDS)	1	0	0.0	0	—	0	(DOWNED)	1	0	0.0	0	—	0			
(TOUCHBACK)	1	0	0.0	0	—	0	(TOUCHBACK)	3	0	0.0	0	—	0	(TOUCHBACK)	1	0	0.0	0	—	0			
RETURNS	3	36	12.0	3	13	0	RETURNS	0	0	0.0	1	—	0	RETURNS	3	36	12.0	3	13	0			
KICKOFF RETURNS	NO	YDS	AVG	FC	LG	TD	KICKOFF RETURNS	NO	YDS	AVG	FC	LG	TD	KICKOFF RETURNS	NO	YDS	AVG	FC	LG	TD			
A. Montgomery	2	34	17.0	0	18	0	A. Edwards	1	24	24.0	0	24	0	A. Montgomery	2	34	17.0	0	18	0			
D. Russell	1	15	15.0	0	15	0							D. Russell	1	15	15.0	0	15	0				
RETURNS	3	49	16.3	0	18	0	RETURNS	1	24	24.0	0	24	0	RETURNS	3	49	16.3	0	18	0			
Denver Broncos	Own		Opp.		Out		Buffalo Bills	Own		Opp.		Out		Denver Broncos	Own		Opp.		Out				
FUMBLES	Fum	Lost	Rec.	Yds	TD	FF	Rec.	Yds	TD	Bnds	Fum	Lost	Rec.	Yds	TD	FF	Rec.	Yds	TD	Bnds			
J. Elway	1	0	1	-5	0	0	0	0	0	0	L. Smith	0	0	0	0	0	0	0	0	0			
S. Sewell	2	1	1	0	0	0	0	0	0	0	K. Jackson	0	0	0	0	1	1	0	0	0			
V. Johnson	1	0	0	0	0	0	0	0	0	0													
Da. Widell	0	0	1	0	0	0	0	0	0	0													
TOTAL	4	1	3	-5	0	0	0	0	0	0	TOTAL	0	0	0	0	2	1	0	0	0			

### FINAL TEAM STATISTICS

	BRONCOS		BILLS			BRONCOS		BILLS	
TOTAL FIRST DOWNS	20	12	PUNTS Number and Average			6-43.7	8-38		
By Rushing	6	5	Had Blocked			0	0		
By Passing	13	5	FGs - PATs Had Blocked			0-0	0-0		
By Penalty	1	2	TOTAL RETURN YARDAGE (Not Including Kickoffs)			41	11		
THIRD DOWN EFFICIENCY	3-14-21%	4-15-27%	No. and Yards Punt Returns			3-36	0-0		
FOURTH DOWN EFFICIENCY	0-1-0%	0-0-0%	No. and Yards Kickoff Returns			3-49	1-24		
TOTAL NET YARDS	304	213	No. and Yards Interception Returns			2-5	1-11		
Total Offensive Plays (inc. times thrown passing)	69	61	PENALTIES Number and Yards			4-20	6-35		
Average gain per offensive play	4.4	3.5	FUMBLES Number and Lost			4-1	0-0		
NET YARDS RUSHING	81	104	TOUCHDOWNS			1	1		
Total Rushing Plays	32	35	Rushing			1	0		
Average gain per rushing play	2.5	3.0	Passing			0	0		
NET YARDS PASSING	223	109	Returns			0	1		
Times thrown - yards lost attempting to pass	4-34	1-8	EXTRA POINTS Made-Attempts			1-1	1-1		
Gross yards passing	257	117	FIELD GOALS Made-Attempts			0-3	1-1		
PASS ATTEMPTS-COMPLETIONS-HAD INTERCEPTED	33-22-1	25-13-2	SAFETIES			0	0		
Average gain per pass play (inc. # thrown passing)	6.0	4.2	FINAL SCORE			7	10		
KICKOFFS Number-In End Zone-Touchbacks	2-0-0	3-1-0	TIME OF POSSESSION			34:53	25:07		

### BRONCOS DEFENSIVE STATISTICS

(based on unofficial press box statistics)																	
PLAYER	UT	A	TT	S-YDS	I-YDS	PD	FF	FR	PLAYER	UT	A	TT	S-YDS	I-YDS	PD	FF	FR
S. Fletcher	6	1	7	1-8	0-0	0	0	0	T. Braxton	2	0	2	0-0	1-5	1	0	0
M. Brooks	5	2	7	0-0	0-0	0	0	0	C. Dimry	1	1	2	0-0	0-0	0	0	0
G. Kragen	6	0	6	0-0	1-0	2	0	0	B. Sochia	1	1	2	0-0	0-0	0	0	0
K. Mecklenburg	6	0	6	0-0	0-0	0	0	0	M. Croel	1	0	1	0-0	0-0	0	0	0
S. Atwater	4	2	6	0-0	0-0	1	0	0	A. Montgomery	1	0	1	0-0	0-0	0	0	0
W. Powers	4	2	6	0-0	0-0	0	0	0	R. Robbins	1	0	1	0-0	0-0	0	0	0
D. Smith	4	0	4	0-0	0-0	0	0	0	W. Henderson	0	0	0	0-0	0-0	1	0	0
R. Holmes	3	0	3	0-0	0-0	0	0	0	TEAM TOTALS	45	9	54	1-8	2-5	4	0	0





## Denver 26, Houston 24

Saturday, Jan. 4, 1992 • 2 p.m. MST • Mile High Stadium • Denver

WEATHER: Sunny, 36°, Wind W 14 mph • ATTENDANCE: 75,301 • TIME: 3:09

### 1991 AFC Divisional Playoff Game

The Denver Broncos advanced to their fourth AFC Championship Game in six years after defeating the Houston Oilers 26-24 in front of 75,301 fans at Mile High Stadium.

Houston quarterback Warren Moon drove his team 70 yards in four plays for a touchdown to put the Oilers up 7-0 with only 1:46 gone in the game. After a Denver punt, Moon again drove the Oilers down the field and threw his second touchdown pass, this one for nine yards to wide receiver Drew Hill for a 14-0 lead.

The Broncos started their next possession on their 35-yard line and covered 65 yards in eight plays to score on a 10-yard pass from quarterback John Elway to wide receiver Vance Johnson, but a fumbled snap on the conversion attempt left the score 14-6. On the sixth play of the ensuing Oilers drive, Moon was intercepted by free safety Steve Atwater, but a roughing the passer call nullified the effort. Three plays later, Houston scored on a 6-yard pass from Moon to wide receiver Curtis Duncan.

The next Oilers possession ended when Atwater intercepted a pass and gave Denver the ball on its own 12 with 6:03 left in the half. In a drive that saw Elway complete all six passes for 64 yards and Steve Sewell complete one to Johnson for 10, the Broncos covered 88 yards in 12 plays to score on a 1-yard run by running back Greg Lewis, cutting the Houston lead to 21-13. After a missed Houston field goal attempt, the Broncos drove from their 20 to Houston's 31 and David Treadwell nailed a 49-yard field goal, the longest in Denver postseason history. Now up by only five at 21-16, the Oilers reached the Broncos' 7-yard line on their next drive but had to settle for a 25-yard field goal.

The Broncos started on their 20-yard line for their next possession and converted a fourth-and-4 from the Houston 41 to keep the drive going. Lewis' 1-yard touchdown run cut Denver's deficit to one, 24-23, with seven minutes remaining.

With 2:07 left and on his 2-yard-line, Elway found wide receiver Michael Young for a 22-yard gain on first down, but three plays later the Broncos had a fourth-and-6 on the 28. Elway dropped back then scrambled left upfield and ran out of bounds a yard past the first-down marker. Three consecutive incompletions again left Denver with a do-or-die fourth-down situation. Elway again dropped back and scrambled left, but as he headed upfield he tossed a pass to Johnson, who ran to the Houston 21 for a 44-yard gain.

Broncos running back Steve Sewell ran for 10 yards on first down, and two plays later, Treadwell came on for the game-winning 28-yard field goal.

#### OFFICIALS:

**Referee** — Johnny Grier (23); **Umpire** — John Keck (67); **Line Judge** — Ron Blum (83); **Side Judge** — Don Carlson (39); **Head Linesman** — Dave Anderson (81); **Back Judge** — Roy Clymer (24); **Field Judge** — Ed Merrifield (76).

### DENVER BRONCOS

#### OFFENSE

**WR** 83 M. Young  
**LT** 62 J. Davidson  
**G** 63 S. Farrell  
**C** 79 Da. Widell  
**RG** 67 Do. Widell  
**RT** 76 K. Lanier  
**TE** 88 C. Kay  
**WR** 85 D. Russell  
**QB** 7 J. Elway  
**RB** 28 G. Green  
**RB** 81 S. Sharpe

#### DEFENSE

**LDE** 73 S. Fletcher  
**LDI** 71 G. Kragen  
**RDT** 77 K. Mecklenburg  
**RDE** 51 M. Croel  
**MLB** 56 M. Brooks  
**LCB** 34 T. Braxton  
**RCB** 29 C. Dimry  
**CB** 21 L. Lang  
**S** 48 R. Robbins  
**SS** 49 D. Smith  
**FS** 27 S. Atwater

**BRONCOS SUBSTITUTIONS:** P 2 M. Horan, QB 8 G. Kubiak, K 9 D. Treadwell, S 22 A. Montgomery, RB 30 S. Sewell, RB 38 R. Rivers, RB 41 G. Lewis, LB 52 J. Mills, LB 54 K. Traylor, LB 59 T. Lucas, G/T 60 N. Subis, G 68 C. Ker, NT 70 B. Sochia, C 72 K. Kartz, T 74 H. Salem, WR 82 V. Johnson, WR 84 R. Nattiel, WR 86 B. Johnson, TE 89 R. Johnson, DE 90 R. Holmes, DL 96 K. Walker. **DID NOT PLAY:** CB 24 W. Henderson, DE 91 W. Powers. **INACTIVE:** 3QB 12 S. Moore, RB 26 B. Humphrey.

### HOUSTON OILERS

#### OFFENSE

**WR** 84 H. Jeffires  
**WR** 85 D. Hill  
**LT** 78 D. Maggs  
**LG** 63 M. Munchak  
**C** 74 B. Matthews  
**RG** 66 D. Dawson  
**RT** 73 D. Williams  
**WR** 81 E. Givins  
**WR** 80 C. Duncan  
**QB** 1 W. Moon  
**RB** 44 L. White

#### DEFENSE

**LE** 95 W. Fuller  
**LT** 79 R. Childress  
**RT** 97 L. Williams  
**RE** 96 S. Jones  
**LLB** 57 L. Lathon  
**MLB** 54 A. Smith  
**RLB** 91 J. Meads  
**LCB** 28 C. Dishman  
**RCB** 23 R. Johnson  
**SS** 25 B. McDowell  
**FS** 26 B. Orlando

**OILERS SUBSTITUTIONS:** K 3 A. Del Greco, P 9 G. Montgomery, RB 20 A. Pinkett, CB 24 S. Jackson, CB 29 D. Lewis, RB 30 V. Jones, S 31 M. Robertson, RB 33 G. Brown, S 38 M. Dumas, LB 53 E. Seal, G 55 J. Flannery, LB 56 S. Kozak, T 70 D. Steinkuhler, DT 76 J. Alm, T 77 K. Donnalley, WR 82 T. Jones, WR 86 A. Johnson, WR 87 P. Coleman, DE 90 E. Johnson, LB 93 R. Graf, DT 94 G. Montgomery. **DID NOT PLAY:** QB 14 C. Carlson, WR 83 L. Harris. **INACTIVE:** QB 10 R. Slack, LB 51 E. Fairs.

		1	2	3	4	OT	TOTAL	FIELD GOALS (made ( ) & missed)
<b>VISITOR</b>	Houston Oilers	14	7	0	3	—	24	A. Del Greco 33WR (25)
<b>HOME</b>	Denver Broncos	6	7	3	10	—	26	D. Treadwell (49) (28)
Team	Qtr	Clock Time	PLAY DESCRIPTION (Extra Point) (Drive Info)				SCORE	
OILERS	1	1:46	H. Jeffires 15 yd. pass from W. Moon (A. Del Greco, kick) (4-70, 1:46)				7	0
OILERS	1	9:44	D. Hill 9 yd. pass from W. Moon (A. Del Greco, kick) (9-63, 5:39)				14	0
BRONCOS	1	13:43	V. Johnson 10 yd. pass from J. Elway (No good, WL) (8-65, 3:59)				14	6
OILERS	2	4:05	C. Duncan 6 yd. pass from W. Moon (A. Del Greco, kick) (8-80, 5:22)				21	6
BRONCOS	2	14:21	G. Lewis 1 yd. run (D. Treadwell, kick) (12-88, 5:24)				21	13
BRONCOS	3	13:02	D. Treadwell 49 yd. Field Goal (9-49, 3:11)				21	16
OILERS	4	1:35	A. Del Greco 25 yd. Field Goal (7-67, 3:33)				24	16
BRONCOS	4	8:07	G. Lewis 1 yd. run (D. Treadwell, kick) (12-80, 6:32)				24	23
BRONCOS	4	14:44	D. Treadwell 28 yd. Field Goal (12-87, 1:51)				24	26

### FINAL INDIVIDUAL STATISTICS

Houston Oilers										Denver Broncos											
RUSHING	ATT	YDS	AVG	LG	TD					RUSHING	ATT	YDS	AVG	LG	TD						
L. White	17	79	4.6	10	0					G. Green	17	59	3.5	14	0						
W. Moon	2	18	9.0	15	0					S. Sewell	4	48	12.0	19	0						
										J. Elway	6	39	6.5	15	0						
										R. Rivers	1	3	3.0	3	0						
										G. Lewis	3	2	0.7	1	2						
TOTAL	19	97	5.1	15	0					TOTAL	31	151	4.9	19	2						
PASSING	ATT	CMP	YDS	TKD/YD	TD	LG	IN	Rtg.		PASSING	ATT	CMP	YDS	TKD/YD	TD	LG	IN	Rtg.			
W. Moon	36	27	325	0/0	3	49	1	118.4		J. Elway	33	19	257	0/0	1	44	1	80.0			
										S. Sewell	1	1	10	0/0	0	10	0	108.3			
TOTAL	36	27	325	0/0	3	49	1	118.4		TOTAL	34	20	267	0/0	1	44	1	81.4			
PASS RECEIVING			NO	YDS	AVG	LG	TD			PASS RECEIVING			NO	YDS	AVG	LG	TD				
H. Jeffries			7	99	14.1	49	1			V. Johnson			5	78	15.6	44	1				
E. Givins			6	111	18.5	29	0			M. Young			4	85	21.3	32	0				
C. Duncan			6	40	6.7	11	1			S. Sewell			3	28	9.3	16	0				
L. White			5	35	7.0	10	0			S. Sharpe			3	20	6.7	7	0				
D. Hill			2	21	10.5	12	1			R. Nattiel			2	27	13.5	23	0				
T. Jones			1	19	19.0	19	0			D. Russell			1	20	20.0	20	0				
										C. Kay			1	8	8.0	8	0				
										G. Green			1	1	1.0	1	0				
TOTAL			27	325	12.0	49	3			TOTAL			20	267	13.4	44	1				
INTERCEPTIONS			NO	YDS	AVG	LG	TD			INTERCEPTIONS			NO	YDS	AVG	LG	TD				
R. Johnson			1	25	25.0	25	0			S. Atwater			1	0	0.0	0	0				
TOTAL			1	25	25.0	25	0			TOTAL			1	0	0.0	0	0				
PUNTING	NO	YDS	AVG	NET	TB	IN20	LG			PUNTING	NO	YDS	AVG	NET	TB	IN20	LG				
G. Montgomery	1	44	44.0	44.0	0	1	44			M. Horan	2	81	40.5	40.5	0	0	43				
TOTAL	1	44	44.0	44.0	0	1	44			TOTAL	2	81	40.5	40.5	0	0	43				
PUNT RETURNS	NO	YDS	AVG	FC	LG	TD			PUNT RETURNS	NO	YDS	AVG	FC	LG	TD						
P. Coleman	0	0	0.0	1	—	0			(DOWNED)	1	0	0.0	0	—	0						
(OUT OF BOUNDS)	1	0	0.0	0	—	0															
RETURNS	0	0	0.0	1	—	0			RETURNS	0	0	0.0	0	—	0						
KICKOFF RETURNS	NO	YDS	AVG	FC	LG	TD			KICKOFF RETURNS	NO	YDS	AVG	FC	LG	TD						
P. Coleman	3	36	12.0	0	15	0			A. Montgomery	4	88	22.0	0	30	0						
A. Pinkett	3	46	15.3	0	22	0			(TOUCHBACK)	1	0	0.0	0	—	0						
RETURNS	6	82	13.7	0	22	0			RETURNS	4	88	22.0	0	30	0						
Houston Oilers	Own		Opp.		Out					Denver Broncos	Own		Opp.		Out						
FUMBLES	Fum	Lost	Rec.	Yds	TD	FF	Rec.	Yds	TD	Bnds	FUMBLES	Fum	Lost	Rec.	Yds	TD	FF	Rec.	Yds	TD	Bnds
A. Smith	0	0	0	0	0	1	0	0	0	0	G. Green	1	0	0	0	0	0	0	0	0	0
B. Orlando	0	0	0	0	0	1	0	0	0	0	J. Davidson	0	0	1	0	0	0	0	0	0	0
											S. Sewell	1	0	0	0	0	0	0	0	0	1
											J. Elway	1	0	1	0	0	0	0	0	0	0
TOTAL	0	0	0	0	0	2	0	0	0	0	TOTAL	3	0	2	0	0	0	0	0	0	1

### FINAL TEAM STATISTICS

	OILERS	BRONCOS		OILERS	BRONCOS
TOTAL FIRST DOWNS	23	26	PUNTS Number and Average	1-44	2-40.5
By Rushing	7	13	Had Blocked	0	0
By Passing	14	12	FGs – PATs Had Blocked	0-0	0-0
By Penalty	2	1	TOTAL RETURN YARDAGE (Not Including Kickoffs)	25	0
THIRD DOWN EFFICIENCY	5-8-63%	5-11-45%	No. and Yards Punt Returns	0-0	0-0
FOURTH DOWN EFFICIENCY	0-0-0%	3-3-100%	No. and Yards Kickoff Returns	6-82	4-88
TOTAL NET YARDS	422	418	No. and Yards Interception Returns	1-25	1-10
Total Offensive Plays (inc. times thrown passing)	55	65	PENALTIES Number and Yards	13-85	6-70
Average gain per offensive play	7.7	6.4	FUMBLES Number and Lost	0-0	3-0
NET YARDS RUSHING	97	151	TOUCHDOWNS	3	3
Total Rushing Plays	19	31	Rushing	0	2
Average gain per rushing play	5.1	4.9	Passing	3	1
NET YARDS PASSING	325	267	Returns	0	0
Times thrown – yards lost attempting to pass	0-0	0-0	EXTRA POINTS Made-Attempts	3-3	2-3
Gross yards passing	325	267	FIELD GOALS Made-Attempts	1-2	2-2
PASS ATTEMPTS-COMPLETIONS-HAD INTERCEPTED	36-27-1	34-20-1	SAFETIES	0	0
Average gain per pass play (inc. # thrown passing)	9.0	7.9	FINAL SCORE	24	26
KICKOFFS Number-In End Zone-Touchbacks	5-1-1	6-0-0	TIME OF POSSESSION	30:26	29:34

### BRONCOS DEFENSIVE STATISTICS

(based on unofficial press box statistics)																	
PLAYER	UT	A	TT	S-YDS	I-YDS	PD	FF	FR	PLAYER	UT	A	TT	S-YDS	I-YDS	PD	FF	FR
C. Dimry	9	0	9	0-0	0-0	1	0	0	K. Mecklenburg	2	0	2	0-0	0-0	0	0	0
M. Brooks	7	2	9	0-0	0-0	0	0	0	R. Robbins	2	0	2	0-0	0-0	0	0	0
S. Atwater	3	5	8	0-0	1-0	2	0	0	B. Sochia	1	1	2	0-0	0-0	0	0	0
L. Lang	3	2	5	0-0	0-0	0	0	0	R. Holmes	1	0	1	0-0	0-0	0	0	0
T. Braxton	2	3	5	0-0	0-0	0	0	0	A. Montgomery	1	0	1	0-0	0-0	0	0	0
S. Fletcher	3	1	4	0-0	0-0	0	0	0	M. Croel	0	1	1	0-0	0-0	1	0	0
D. Smith	2	2	4	0-0	0-0	0	0	0	TEAM TOTALS	38	18	56	0-0	1-0	4	0	0
G. Krager	2	1	3	0-0	0-0	0	0	0									



# San Francisco 55, Denver 10

Sunday, Jan. 28, 1990 • 4:23 p.m. CST • Louisiana Superdome • New Orleans

WEATHER: Indoors • ATTENDANCE: 72,919 • TIME: 3:21

## Super Bowl XXIV



The San Francisco 49ers captured their fourth World Championship with a 55-10 victory against the Denver Broncos in Super Bowl XXIV at the Louisiana Superdome in front of 72,919 fans. San Francisco quarterback Joe Montana completed 22-of-29 passes for 297 yards with five touchdowns, including three to wide receiver Jerry Rice.

The 49ers scored two touchdowns in every quarter and outgained the Broncos 461 yards to 167. After stopping Denver on the game's initial possession, San Francisco drove 66 yards in 10 plays, scoring on a 20-yard pass from Montana to Rice. The Broncos' next possession covered 49 yards in 10 plays and resulted in a 42-yard field goal by David Treadwell.

After limiting the 49ers to four yards on their next drive, Denver took possession on its own 49, but on first down, running back Bobby Humphrey fumbled and defensive end Kevin Fagan recovered for San Francisco on its 46. That turnover led to a 7-yard touchdown pass from Montana to tight end Brent Jones, and after a failed extra point attempt, San Francisco led 13-3 with three seconds left in the first quarter.

The Broncos failed to cross midfield in the second quarter while the 49ers scored on a 1-yard run by running back Tom Rathman and a 38-yard pass from Montana to Rice, taking a 27-3 lead into halftime.

San Francisco was unable to move the ball on the opening possession of the second half, but Elway was intercepted on the first play of Denver's next drive to give the 49ers possession on the Broncos' 28. On first down, Montana threw a touchdown pass to Rice to put his team up 34-3 with 2:12 gone in the third quarter.

The next Denver drive also ended with an interception, leading to a 35-yard scoring pass from Montana to John Taylor.

The Broncos, spurred by a 34-yard run by Humphrey, moved 61 yards in five plays and a penalty to score on a 3-yard run by Elway. San Francisco roared back with an 11-play, 75-yard drive that ended with a 3-yard touchdown run by Rathman. Following another Broncos fumble, running back Roger Craig plowed into the end zone on a 1-yard run to round out the scoring early in the fourth quarter and give the 49ers a 55-10 victory.

### OFFICIALS:

**Referee** — Dick Jorgensen (60); **Umpire** — Hendi Ancich (115); **Line Judge** — Ron Blum (83); **Side Judge** — Gerry Austin (34); **Head Linesman** — Earnie Frantz (111); **Back Judge** — Al Jury (106); **Field Judge** — Don Orr (77).

## DENVER BRONCOS

### OFFENSE

<b>WR</b> 82	V. Johnson
<b>LT</b> 60	G. Perry
<b>LG</b> 66	J. Juriga
<b>C</b> 72	K. Kartz
<b>RG</b> 67	D. Widell
<b>RT</b> 76	K. Lanier
<b>TE</b> 89	O. Mobley
<b>WR</b> 80	M. Jackson
<b>QB</b> 7	J. Elway
<b>RB</b> 30	S. Sewell
<b>RB</b> 26	B. Humphrey

### DEFENSE

<b>LE</b> 92	A. Carreker
<b>NT</b> 71	G. Kragen
<b>RE</b> 90	R. Holmes
<b>LOLB</b> 56	M. Brooks
<b>LILB</b> 55	R. Dennison
<b>RILB</b> 77	K. Mecklenburg
<b>ROLB</b> 73	S. Fletcher
<b>LCB</b> 34	T. Braxton
<b>RCB</b> 24	W. Henderson
<b>SS</b> 49	D. Smith
<b>FS</b> 27	S. Atwater

**BRONCOS SUBSTITUTIONS:** P 2 M. Horan, QB 8 G. Kubiak, K 9 D. Treadwell, RB 23 S. Winder, S 25 K. Corrington, CB 29 D. Carrington, RB 32 M. Bratton, RB 35 K. Bell, CB 36 M. Haynes, S 48 R. Robbins, LB 51 M. Munford, G/C 54 K. Bishop, LB 58 S. Curtis, LB 59 T. Lucas, DE/NT 61 A. Townsend, G 65 M. Smith, DE/NT 68 B. Henke, WR 83 M. Young, WR 84 R. Nattiel, TE 86 P. Green, TE 88 C. Kay, DE 91 W. Powers, LB 97 B. Klosterman. **INACTIVE:** RB 40 J. Alexander, C 57 M. Ruether.

## SAN FRANCISCO 49ERS

### OFFENSE

<b>WR</b> 82	J. Taylor
<b>LT</b> 77	W. Paris
<b>LG</b> 62	G. McIntyre
<b>C</b> 61	J. Sapolu
<b>RG</b> 69	B. Collie
<b>RT</b> 79	H. Barton
<b>TE</b> 84	B. Jones
<b>WR</b> 80	J. Rice
<b>QB</b> 16	J. Montana
<b>RB</b> 33	R. Craig
<b>RB</b> 44	T. Rathman

### DEFENSE

<b>LE</b> 78	P. Holt
<b>NT</b> 95	M. Carter
<b>RE</b> 75	K. Fagan
<b>LOLB</b> 94	C. Haley
<b>LILB</b> 54	M. Millen
<b>RILB</b> 99	M. Walter
<b>ROLB</b> 58	K. Turner
<b>LCB</b> 26	D. Pollard
<b>RCB</b> 29	D. Griffin
<b>SS</b> 31	C. Brooks
<b>FS</b> 42	R. Lott

**49ERS SUBSTITUTIONS:** K 6 M. Cofer, QB 8 S. Young, P 9 B. Helton, CB 21 E. Wright, CB 22 T. McKyer, RB 23 S. Tillman, RB 24 H. Sydney, RB 32 T. Flagler, S 40 J. Jackson, LB 53 B. Romanowski, LB 56 S. Hendrickson, LB 59 K. DeLong, C/G 60 C. Thomas, NT 64 J. Burt, G 66 T. Tausch, NT 67 P. Kulger, T 74 S. Wallace, TE 81 J. Williams, WR 85 M. Wilson, WR 88 M. Sherrard, TE 89 W. Walls, DE 91 L. Roberts, DE/LB 96 D. Stubbs. **INACTIVE:** QB 13 S. Bono, LB 98 A. Goss.

		1	2	3	4	OT	TOTAL	FIELD GOALS (made ( ) & missed)	
VISITOR	San Francisco 49ers	13	14	14	14	—	55		
HOME	Denver Broncos	3	0	7	0	—	10	D. Treadwell (42)	
Team	Qtr	Clock Time	PLAY DESCRIPTION (Extra Point) (Drive Info)	SCORE					
				Visitor	Home				
49ERS	1	4:54	J. Rice 20 yd. pass from J. Montana (M. Cofer, kick) (10-66, 3:59)	7	0				
BRONCOS	1	8:13	D. Treadwell 42 yd. Field Goal (10-49, 3:19)	7	3				
49ERS	1	14:57	B. Jones 7 yd. pass from J. Montana (No good, WR) (10-54, 5:15)	13	3				
49ERS	2	7:45	T. Rathman 1 yd. run (M. Cofer, kick) (14-69, 7:07)	20	3				
49ERS	2	14:26	J. Rice 38 yd. pass from J. Montana (M. Cofer, kick) (5-59, 1:04)	27	3				
49ERS	3	2:12	J. Rice 28 yd. pass from J. Montana (M. Cofer, kick) (1-28, 0:06)	34	3				
49ERS	3	5:16	J. Taylor 35 yd. pass from J. Montana (M. Cofer, kick) (2-37, 0:48)	41	3				
BRONCOS	3	8:07	J. Elway 3 yd. run (D. Treadwell, kick) (5-61, 2:51)	41	10				
49ERS	4	0:03	T. Rathman 3 yd. run (M. Cofer, kick) (11-75, 6:56)	48	10				
49ERS	4	1:13	R. Craig 1 yd. run (M. Cofer, kick) (1-1, 0:04)	55	10				

### FINAL INDIVIDUAL STATISTICS

San Francisco 49ers										Denver Broncos																								
RUSHING	ATT	YDS	AVG	LG	TD	RUSHING	ATT	YDS	AVG	LG	TD	RUSHING	ATT	YDS	AVG	LG	TD	RUSHING	ATT	YDS	AVG	LG	TD											
R. Craig	20	69	3.5	18	1	B. Humphrey	12	61	5.1	34	0	J. Elway	4	8	2.0	3	1	S. Winder	1	-5	-5.0	-5	0											
T. Rathman	11	38	3.5	18	2	J. Elway	4	8	2.0	3	1	J. Elway	4	8	2.0	3	1	J. Elway	4	8	2.0	3	1											
J. Montana	2	15	7.5	10	0	S. Winder	1	-5	-5.0	-5	0	S. Winder	1	-5	-5.0	-5	0	S. Winder	1	-5	-5.0	-5	0											
T. Flagler	6	14	2.3	10	0																													
S. Young	4	6	1.5	11	0																													
H. Sydney	1	2	2.0	2	0																													
TOTAL	44	144	3.3	18	3	TOTAL	17	64	3.8	34	1	TOTAL	17	64	3.8	34	1	TOTAL	17	64	3.8	34	1											
PASSING	ATT	CMP	YDS	TKD/YD	TD	LG	IN	Rtg.	PASSING	ATT	CMP	YDS	TKD/YD	TD	LG	IN	Rtg.	PASSING	ATT	CMP	YDS	TKD/YD	TD	LG	IN	Rtg.								
J. Montana	29	22	297	1/0	5	38	0	147.6	J. Elway	26	10	108	4/30	0	27	2	19.4	J. Elway	26	10	108	4/30	0	27	2	19.4								
S. Young	3	2	20	0/0	0	13	0	85.4	G. Kubiak	3	1	28	2/3	0	28	0	68.8	G. Kubiak	3	1	28	2/3	0	28	0	68.8								
TOTAL	32	24	317	1/0	5	38	0	145.4	TOTAL	29	11	136	6/33	0	28	2	24.5	TOTAL	29	11	136	6/33	0	28	2	24.5								
PASS RECEIVING	NO	YDS	AVG	LG	TD	PASS RECEIVING	NO	YDS	AVG	LG	TD	PASS RECEIVING	NO	YDS	AVG	LG	TD	PASS RECEIVING	NO	YDS	AVG	LG	TD	PASS RECEIVING	NO	YDS	AVG	LG	TD					
J. Rice	7	148	21.1	38	3	B. Humphrey	3	38	12.7	27	0	B. Humphrey	3	38	12.7	27	0	B. Humphrey	3	38	12.7	27	0	B. Humphrey	3	38	12.7	27	0					
R. Craig	5	34	6.8	12	0	S. Sewell	2	22	11.0	12	0	S. Sewell	2	22	11.0	12	0	S. Sewell	2	22	11.0	12	0	S. Sewell	2	22	11.0	12	0					
T. Rathman	4	43	10.8	18	0	V. Johnson	2	21	10.5	13	0	V. Johnson	2	21	10.5	13	0	V. Johnson	2	21	10.5	13	0	V. Johnson	2	21	10.5	13	0					
J. Taylor	3	49	16.3	35	1	R. Nattiel	1	28	28.0	28	0	R. Nattiel	1	28	28.0	28	0	R. Nattiel	1	28	28.0	28	0	R. Nattiel	1	28	28.0	28	0					
M. Sherrard	1	13	13.0	13	0	M. Bratton	1	14	14.0	14	0	M. Bratton	1	14	14.0	14	0	M. Bratton	1	14	14.0	14	0	M. Bratton	1	14	14.0	14	0					
W. Walls	1	9	9.0	9	0	S. Winder	1	7	7.0	7	0	S. Winder	1	7	7.0	7	0	S. Winder	1	7	7.0	7	0	S. Winder	1	7	7.0	7	0					
B. Jones	1	7	7.0	7	1	C. Kay	1	6	6.0	6	0	C. Kay	1	6	6.0	6	0	C. Kay	1	6	6.0	6	0	C. Kay	1	6	6.0	6	0					
H. Sydney	1	7	7.0	7	0																													
J. Williams	1	7	7.0	7	0																													
TOTAL	24	317	13.2	38	5	TOTAL	11	136	12.4	28	0	TOTAL	11	136	12.4	28	0	TOTAL	11	136	12.4	28	0	TOTAL	11	136	12.4	28	0					
INTERCEPTIONS	NO	YDS	AVG	LG	TD	INTERCEPTIONS	NO	YDS	AVG	LG	TD	INTERCEPTIONS	NO	YDS	AVG	LG	TD	INTERCEPTIONS	NO	YDS	AVG	LG	TD	INTERCEPTIONS	NO	YDS	AVG	LG	TD					
M. Walter	1	4	4.0	4	0																													
C. Brooks	1	38	38.0	38	0																													
TOTAL	2	42	21.0	38	0	TOTAL	0	0	0.0	—	0	TOTAL	0	0	0.0	—	0	TOTAL	0	0	0.0	—	0	TOTAL	0	0	0.0	—	0					
PUNTING	NO	YDS	AVG	NET	TB	IN20	LG	PUNTING	NO	YDS	AVG	NET	TB	IN20	LG	PUNTING	NO	YDS	AVG	NET	TB	IN20	LG	PUNTING	NO	YDS	AVG	NET	TB	IN20	LG			
B. Helton	4	158	39.5	36.8	0	2	47	M. Horan	6	231	38.5	32.2	0	0	43	M. Horan	6	231	38.5	32.2	0	0	43	M. Horan	6	231	38.5	32.2	0	0	43			
TOTAL	4	158	39.5	36.8	0	2	47	TOTAL	6	231	38.5	32.2	0	0	43	TOTAL	6	231	38.5	32.2	0	0	43	TOTAL	6	231	38.5	32.2	0	0	43			
PUNT RETURNS	NO	YDS	AVG	FC	LG	TD	PUNT RETURNS	NO	YDS	AVG	FC	LG	TD	PUNT RETURNS	NO	YDS	AVG	FC	LG	TD	PUNT RETURNS	NO	YDS	AVG	FC	LG	TD	PUNT RETURNS	NO	YDS	AVG	FC	LG	TD
J. Taylor	3	38	12.7	2	17	0	V. Johnson	2	11	5.5	1	7	0	V. Johnson	2	11	5.5	1	7	0	V. Johnson	2	11	5.5	1	7	0	V. Johnson	2	11	5.5	1	7	0
(OUT OF BOUNDS)	1	0	0.0	0	—	0	(DOWNED)	1	0	0.0	0	—	0	(DOWNED)	1	0	0.0	0	—	0	(DOWNED)	1	0	0.0	0	—	0	(DOWNED)	1	0	0.0	0	—	0
RETURNS	3	38	12.7	2	17	0	RETURNS	2	11	5.5	1	7	0	RETURNS	2	11	5.5	1	7	0	RETURNS	2	11	5.5	1	7	0	RETURNS	2	11	5.5	1	7	0
KICKOFF RETURNS	NO	YDS	AVG	FC	LG	TD	KICKOFF RETURNS	NO	YDS	AVG	FC	LG	TD	KICKOFF RETURNS	NO	YDS	AVG	FC	LG	TD	KICKOFF RETURNS	NO	YDS	AVG	FC	LG	TD	KICKOFF RETURNS	NO	YDS	AVG	FC	LG	TD
T. Flagler	3	49	16.3	0	22	0	D. Carrington	6	146	24.3	0	39	0	D. Carrington	6	146	24.3	0	39	0	D. Carrington	6	146	24.3	0	39	0	D. Carrington	6	146	24.3	0	39	0
							K. Bell	2	41	20.5	0	24	0	K. Bell	2	41	20.5	0	24	0	K. Bell	2	41	20.5	0	24	0	K. Bell	2	41	20.5	0	24	0
							M. Bratton	1	9	9.0	0	9	0	M. Bratton	1	9	9.0	0	9	0	M. Bratton	1	9	9.0	0	9	0	M. Bratton	1	9	9.0	0	9	0
RETURNS	3	49	16.3	0	22	0	RETURNS	9	196	21.8	0	39	0	RETURNS	9	196	21.8	0	39	0	RETURNS	9	196	21.8	0	39	0	RETURNS	9	196	21.8	0	39	0
San Francisco 49ers	Fum	Lost	Own	Rec.	Yds	TD	Opp. Rec.	Yds	TD	Out Bnds	San Francisco 49ers	Fum	Lost	Own	Rec.	Yds	TD	Opp. Rec.	Yds	TD	Out Bnds	San Francisco 49ers	Fum	Lost	Own	Rec.	Yds	TD	Opp. Rec.	Yds	TD	Out Bnds		
K. Fagan	0	0	0	0	0	0	1	0	0	0	K. Fagan	0	0	0	0	0	0	1	0	0	0	K. Fagan	0	0	0	0	0	0	1	0	0	0		
C. Brooks	0	0	0	0	0	0	1	0	0	0	C. Brooks	0	0	0	0	0	0	1	0	0	0	C. Brooks	0	0	0	0	0	0	1	0	0	0		
D. Griffin	0	0	0	0	0	0	1	0	0	0	D. Griffin	0	0	0	0	0	0	1	0	0	0	D. Griffin	0	0	0	0	0	0	1	0	0	0		
D. Stubbs	0	0	0	0	0	0	1	15	0	0	D. Stubbs	0	0	0	0	0	0	1	15	0	0	D. Stubbs	0	0	0	0	0	0	1	15	0	0		
TOTAL	0	0	0	0	0	0	2	2	15	0	TOTAL	0	0	0	0	0	0	2	2	15	0	TOTAL	0	0	0	0	0	0	2	2	15	0	0	
Denver Broncos	Fum	Lost	Own	Rec.	Yds	TD	Opp. Rec.	Yds	TD	Out Bnds	Denver Broncos	Fum	Lost	Own	Rec.	Yds	TD	Opp. Rec.	Yds	TD	Out Bnds	Denver Broncos	Fum	Lost	Own	Rec.	Yds	TD	Opp. Rec.	Yds	TD	Out Bnds		
B. Humphrey	1	1	0	0	0	0	0	0	0	0	B. Humphrey	1	1	0	0	0	0	0	0	0	0	B. Humphrey	1	1	0	0	0	0	0	0	0	0		
J. Elway	2	1	1	-1	0	0	0	0	0	0	J. Elway	2	1	1	-1	0	0	0	0	0	0	J. Elway	2	1	1	-1	0	0	0	0	0	0		
TOTAL	3	2	1	-1	0	0	0	0	0	0	TOTAL	3	2	1	-1	0	0	0	0	0	0	TOTAL	3	2	1	-1	0	0	0	0	0	0		

### FINAL TEAM STATISTICS

	49ERS	BRONCOS		49ERS	BRONCOS
TOTAL FIRST DOWNS	28	12	PUNTS Number and Average	4-39.5	6-38.5
By Rushing	14	5	Had Blocked	0	0
By Passing	14	6	FGs - PATs Had Blocked	0-0	0-0
By Penalty	0	1	TOTAL RETURN YARDAGE (Not Including Kickoffs)	80	11
THIRD DOWN EFFICIENCY	8-15-53%	3-11-27%	No. and Yards Punt Returns	3-38	2-11
FOURTH DOWN EFFICIENCY	2-2-100%	0-0-0%	No. and Yards Kickoff Returns	3-49	9-196
TOTAL NET YARDS	461	167	No. and Yards Interception Returns	2-42	0-0
Total Offensive Plays (inc. times thrown passing)	77	52	PENALTIES Number and Yards	4-38	0-0
Average gain per offensive play	6.0	3.2	FUMBLES Number and Lost	0-0	3-2
NET YARDS RUSHING	144	64	TOUCHDOWNS	3	1
Total Rushing Plays	44	17	Rushing	3	1
Average gain per rushing play	3.3	3.8	Passing	5	0
NET YARDS PASSING	317	103	EXTRA POINTS Made-Attempts	7-8	1-1
Times thrown - yards lost attempting to pass	1-0	6-33	FIELD GOALS Made-Attempts	0-0	1-1
Gross yards passing	317	136	SAFETIES	0	0
PASS ATTEMPTS-COMPLETIONS-HAD INTERCEPTED	32-24-0	29-11-2	FINAL SCORE	55	10
Average gain per pass play (inc. # thrown passing)	9.6	2.9	TIME OF POSSESSION	39:31	20:29
KICKOFFS Number-In End Zone-Touchbacks	9-3-0	3-0-0			



# Denver 37, Cleveland 21

Sunday, Jan. 14, 1990 • 11:30 a.m. MST • Mile High Stadium • Denver

WEATHER: Sunny, 53°, Wind W 10 mph • ATTENDANCE: 76,005 • TIME: 3:28

## 1989 AFC Championship Game

The Denver Broncos won their third American Football Conference Championship in four years with a dynamic 37-21 victory over Cleveland before 76,005 fans at Mile High Stadium.

Broncos quarterback John Elway threw for 385 yards and three touchdowns, running back Sammy Winder tied a Denver postseason record with two touchdowns and strong safety Dennis Smith posted two of the Broncos' three interceptions. Denver also totaled 497 yards of offense, averaging 6.5 yards on 76 plays.

The Broncos took the opening kickoff and drove to the Cleveland 1, but on third down, Elway's pitch to running back Bobby Humphrey was fumbled and the Browns' Andrew Stewart recovered on the 8. With five minutes left in the first quarter, Smith picked off a Bernie Kosar pass and returned it to the Cleveland 32. Denver moved to the Cleveland 12 but had to settle for a 29-yard field goal by David Treadwell.

Neither team mounted scoring drives until the Broncos took possession on their own 18 with 6:54 left in the half. On first down, Elway hit wide receiver Mark Jackson for 12 yards, and three plays later he connected with wide receiver Michael Young for a 70-yard touchdown that put Denver ahead 10-0 at the half.

The Browns took the opening kickoff of the second half and drove 70 yards in eight plays, scoring on a 27-yard pass from Kosar to Brian Brennan. Denver roared right back on its next possession, going 80 yards in six plays and scoring on a 5-yard pass from Elway to tight end Orson Mobley on a drive sparked by a 53-yard Young reception.

The Broncos began their next possession at their 40-yard line and, buoyed by a 25-yard run by Elway, covered 60 yards in six plays and scored on a 7-yard run by Winder, making the score 24-7 late in the third quarter.

The Browns needed just six plays to go 72 yards and score on a 10-yard Kosar-to-Brennan pass, and two plays into Denver's next drive, Cleveland's Felix Wright recovered a Denver fumble and returned it to the Broncos' 1. On second down, Tim Manoa barreled in from the 2, cutting Denver's lead to 24-21 with one second left in the third quarter.

The Broncos shut out the Browns in the fourth quarter while posting 13 points of their own. A 39-yard touchdown grab by Winder along with two Treadwell field goals accounted for Denver's final points of the afternoon.

### OFFICIALS:

**Referee** — Dick Hantak (105); **Umpire** — Art Demmas (78); **Line Judge** — Bill Reynolds (53); **Side Judge** — Nate Jones (97); **Head Linesman** — Dale Williams (8); **Back Judge** — Paul Baetz (22); **Field Judge** — Jack Vaughan (93).

## DENVER BRONCOS

### OFFENSE

**WR** 82 V. Johnson  
**LT** 60 G. Perry  
**LG** 66 J. Juriga  
**C** 72 K. Kartz  
**RG** 67 D. Widell  
**RT** 76 K. Lanier  
**TE** 87 P. Kelly  
**WR** 80 M. Jackson  
**QB** 7 J. Elway  
**FB** 32 M. Bratton  
**RB** 26 B. Humphrey

### DEFENSE

**LE** 92 A. Carreker  
**NT** 71 G. Kragen  
**RE** 90 R. Holmes  
**LOLB** 56 M. Brooks  
**LILB** 55 R. Dennison  
**RILB** 77 K. Mecklenburg  
**ROLB** 73 S. Fletcher  
**LCB** 34 T. Braxton  
**RCB** 24 W. Henderson  
**SS** 49 D. Smith  
**FS** 27 S. Atwater

**BRONCOS SUBSTITUTIONS:** P 2 M. Horan, QB 8 G. Kubiak, K 9 D. Treadwell, RB 23 S. Winder, S 25 K. Corrington, CB 29 D. Carrington, RB 30 S. Sewell, RB 35 K. Bell, CB 36 M. Haynes, S 48 R. Robbins, LB 51 M. Munford, G/C 54 K. Bishop, LB 58 S. Curtis, LB 59 T. Lucas, DE/NT 61 A. Townsend, G 65 M. Smith, DE/NT 68 B. Henke, WR 83 M. Young, WR 84 R. Nattiel, TE 88 C. Kay, TE 89 O. Mobley, DE 91 W. Powers, LB 97 B. Klosterman. **INACTIVE:** RB 40 J. Alexander, C 57 M. Ruether.

## CLEVELAND BROWNS

### OFFENSE

**WR** 84 W. Slaughter  
**LT** 74 P. Farren  
**LG** 68 T. Banker  
**C** 73 G. Rakoczy  
**RG** 66 T. Jones  
**RT** 63 C. Risien  
**TE** 82 O. Newsome  
**WR** 88 R. Langhorne  
**QB** 19 B. Kosar  
**RB** 21 E. Metcalf  
**FB** 34 K. Mack

### DEFENSE

**LDE** 60 A. Baker  
**LDT** 78 C. Hairston  
**RDT** 92 M. Perry  
**RDE** 97 R. Banks  
**LLB** 57 C. Matthews  
**MLB** 59 M. Johnson  
**RLB** 56 D. Grayson  
**LCB** 31 F. Minnifield  
**RCB** 29 H. Dixon  
**SS** 22 F. Wright  
**FS** 30 T. Gash

**BROWNS SUBSTITUTIONS:** K 9 M. Bahr, QB 10 M. Pagel, P 15 B. Wagner, CB 23 M. Harper, RB 26 K. Jones, RB 33 M. Oliphant, RB 35 B. Redden, S 40 K. Kramer, FB 42 T. Manoa, S 49 R. Lyons, LB 50 V. Walters, LB 51 E. Johnson, LB 58 C. Charlton, C 64 T. Baugh, DE 71 T. Gibson, DL 75 C. Pike, T 77 R. Bolden, WR 85 L. Tillman, WR 86 B. Brennan, TE 87 R. Middleton, WR 89 G. McNeil, DE 96 A. Stewart. **DID NOT PLAY:** DB 24 T. Blaylock. **INACTIVE:** T 70 K. Simons, T 72 K. Robbins.

		1	2	3	4	OT	TOTAL	FIELD GOALS (made ( ) & missed)
<b>VISITOR</b>	Cleveland Browns	0	0	21	0	—	21	
<b>HOME</b>	Denver Broncos	3	7	14	13	—	37	D. Treadwell (29) 54B (34) (31)

Team	Qtr	Clock Time	PLAY DESCRIPTION (Extra Point) (Drive Info)	SCORE Visitor	Home
BRONCOS	1	12:59	D. Treadwell 29 yd. Field Goal (5-20, 2:46)	0	3
BRONCOS	2	9:03	M. Young 70 yd. pass from J. Elway (D. Treadwell, kick) (4-82, 0:57)	0	10
BROWNS	3	3:19	B. Brennan 27 yd. pass from B. Kosar (M. Bahr, kick) (8-70, 3:19)	7	10
BRONCOS	3	7:00	O. Mobley 5 yd. pass from J. Elway (D. Treadwell, kick) (6-80, 3:41)	7	17
BRONCOS	3	10:41	S. Winder 7 yd. run (D. Treadwell, kick) (6-60, 2:41)	7	24
BROWNS	3	12:48	B. Brennan 10 yd. pass from B. Kosar (M. Bahr, kick) (6-72, 2:07)	14	24
BROWNS	3	14:59	T. Manoa 2 yd. run (M. Bahr, kick) (2-1, 1:12)	21	24
BRONCOS	4	2:25	S. Winder 39 yd. pass from J. Elway (D. Treadwell, kick) (6-80, 2:26)	21	31
BRONCOS	4	6:38	D. Treadwell 34 yd. Field Goal (7-22, 3:48)	21	34
BRONCOS	4	13:00	D. Treadwell 31 yd. Field Goal (10-34, 6:50)	21	37

FINAL INDIVIDUAL STATISTICS																					
Cleveland Browns										Denver Broncos											
RUSHING	ATT	YDS	AVG	LG	TD					RUSHING	ATT	YDS	AVG	LG	TD						
K. Mack	6	36	6.0	19	0					J. Elway	5	39	7.8	25	0						
B. Kosar	2	22	11.0	16	0					S. Winder	21	37	1.8	9	1						
T. Manoa	2	5	2.5	3	1					B. Humphrey	8	23	2.9	9	0						
E. Metcalf	3	4	1.3	2	0					S. Sewell	4	17	4.3	12	0						
R. Langhorne	1	-1	-1.0	-1	0					M. Bratton	1	4	4.0	4	0						
TOTAL	14	66	4.7	19	1					TOTAL	39	120	3.1	25	1						
PASSING	ATT	CMP	YDS	TD	LG	IN	Rtg.				PASSING	ATT	CMP	YDS	TD	LG	IN	Rtg.			
B. Kosar	44	19	210	4/20	2	27	3	44.7				J. Elway	36	20	385	1/8	3	70	0	120.7	
TOTAL	44	19	210	4/20	2	27	3	44.7				TOTAL	36	20	385	1/8	3	70	0	120.7	
PASS RECEIVING	NO	YDS	AVG	LG	TD					PASS RECEIVING	NO	YDS	AVG	LG	TD						
R. Langhorne	5	78	15.6	27	0					V. Johnson	7	91	13.0	23	0						
B. Brennan	5	58	11.6	27	2					S. Sewell	3	55	18.3	43	0						
W. Slaughter	3	36	12.0	16	0					M. Young	2	123	61.5	70	1						
K. Mack	2	8	4.0	5	0					S. Winder	2	39	19.5	39	1						
E. Metcalf	2	7	3.5	4	0					M. Jackson	2	25	12.5	13	0						
L. Tillman	1	15	15.0	15	0					O. Mobley	2	22	11.0	17	1						
T. Manoa	1	8	8.0	8	0					B. Humphrey	1	23	23.0	23	0						
TOTAL	19	210	11.1	27	2					TOTAL	20	385	19.3	70	3						
INTERCEPTIONS	NO	YDS	AVG	LG	TD					INTERCEPTIONS	NO	YDS	AVG	LG	TD						
										D. Smith	2	13	6.5	9	0						
										K. Corrington	1	1	1.0	1	0						
TOTAL	0	0	0.0	—	0					TOTAL	3	14	4.7	9	0						
PUNTING	NO	YDS	AVG	NET	TB	IN20	LG				PUNTING	NO	YDS	AVG	NET	TB	IN20	LG			
B. Wagner	8	338	42.3	35.3	1	1	52				M. Horan	5	232	46.4	37.0	2	1	61			
TOTAL	8	338	42.3	35.3	1	1	52				TOTAL	5	232	46.4	37.0	2	1	61			
PUNT RETURNS	NO	YDS	AVG	FC	LG	TD				PUNT RETURNS	NO	YDS	AVG	FC	LG	TD					
G. McNeil	1	7	7.0	1	7	0				V. Johnson	4	36	9.0	0	11	0					
(DOWNED)	1	0	0.0	0	—	0				(DOWNED)	3	0	0.0	0	—	0					
(TOUCHBACK)	2	0	0.0	0	—	0				(TOUCHBACK)	1	0	0.0	0	—	0					
RETURNS	1	7	7.0	1	7	0				RETURNS	4	36	9.0	0	11	0					
KICKOFF RETURNS	NO	YDS	AVG	FC	LG	TD				KICKOFF RETURNS	NO	YDS	AVG	FC	LG	TD					
E. Metcalf	6	118	19.7	0	28	0				(TOUCHBACK)	4	0	0.0	0	—	0					
K. Jones	1	12	12.0	0	12	0															
(TOUCHBACK)	1	0	0.0	0	—	0															
RETURNS	7	130	18.6	0	28	0				RETURNS	0	0	0.0	0	—	0					
Cleveland Browns	Own	Opp.	Out							Denver Broncos	Own	Opp.	Out								
FUMBLES	Fum	Lost	Rec.	Yds	TD	FF	Rec.	Yds	TD	Bnds	FUMBLES	Fum	Lost	Rec.	Yds	TD	FF	Rec.	Yds	TD	Bnds
A. Stewart	0	0	0	0	0	0	1	0	0	0											
K. Mack	2	0	1	0	0	0	0	0	0	0			1	1	0	-6	0	0	0	0	0
B. Kosar	1	0	2	0	0	0	0	0	0	0			1	1	0	0	0	0	0	0	0
F. Wright	0	0	0	0	0	0	1	27	0	0											
TOTAL	3	0	3	0	0	0	2	27	0	0	TOTAL	2	2	0	-6	0	0	0	0	0	0

FINAL TEAM STATISTICS											
					BROWNS		BRONCOS				
TOTAL FIRST DOWNS					14	22	PUNTS Number and Average			8-42.3	5-46.4
By Rushing					3	6	Had Blocked			0	0
By Passing					11	14	FGs – PATs Had Blocked			0-0	1-0
By Penalty					0	2	TOTAL RETURN YARDAGE (Not Including Kickoffs)			7	50
THIRD DOWN EFFICIENCY					3-13-23%	9-18-50%	No. and Yards Punt Returns			1-7	4-36
FOURTH DOWN EFFICIENCY					0-1-0%	0-0-0%	No. and Yards Kickoff Returns			7-130	0-0
TOTAL NET YARDS					256	497	No. and Yards Interception Returns			0-0	3-14
Total Offensive Plays (inc. times thrown passing)					62	76	PENALTIES Number and Yards			8-55	1-5
Average gain per offensive play					4.1	6.5	FUMBLES Number and Lost			3-0	2-2
NET YARDS RUSHING					66	120	TOUCHDOWNS			3	4
Total Rushing Plays					14	39	Rushing			1	1
Average gain per rushing play					4.7	3.1	Passing			2	3
NET YARDS PASSING					190	377	Returns			0	0
Times thrown – yards lost attempting to pass					4-20	1-8	EXTRA POINTS Made-Attempts			3-3	4-4
Gross yards passing					210	385	FIELD GOALS Made-Attempts			0-0	3-4
PASS ATTEMPTS-COMPLETIONS-HAD INTERCEPTED					44-19-3	36-20-0	SAFETIES			0	0
Average gain per pass play (inc. # thrown passing)					4.0	10.2	FINAL SCORE			21	37
KICKOFFS Number-In End Zone-Touchbacks					4-4-4	8-1-1	TIME OF POSSESSION			23:07	36:55





## Denver 24, Pittsburgh 23

Sunday, Jan. 7, 1990 • 2 p.m. MST • Mile High Stadium • Denver

WEATHER: Sunny, 55°, Wind W 6 mph • ATTENDANCE: 75,868 • TIME: 2:57

### 1989 AFC Divisional Playoff Game

The Denver Broncos advanced to their third AFC Championship Game in four years with a come-from-behind 24-23 victory against the Steelers before 75,868 fans at Mile High Stadium. Although Pittsburgh held the upper hand in total yards (404 to 364) and time of possession (34:14 to 25:46), Denver was able to mount a late fourth-quarter drive and score the winning touchdown with just 2:27 remaining.

The Steelers took the opening kickoff and drove 65 yards in 13 plays, scoring on a 32-yard Gary Anderson field goal. Following a 45-yard run by Merrill Hoge and a 33-yard Bubby Brister-to-Tim Worley pass play, the Steelers were knocking on the door again and scored three plays later on a 7-yard run by Hoge. The score put Pittsburgh ahead 10-0 with 1:38 gone in the second quarter.

The Broncos took their first possession of the second quarter and drove 75 yards in 12 plays to score on a 1-yard plunge by running back Mel Bratton on third-and-goal. The Steelers bounced back, traveling 77 yards in 12 plays to score on a 9-yard pass from Brister to wide receiver Louis Lipps. The Broncos got the ball back on their own 33 with 20 seconds left in the half. Two Elway passes put Denver at the Pittsburgh 26 with two seconds left, setting up David Treadwell's 43-yard field goal that pulled Denver within 17-10 at halftime.

Early in the third quarter, Denver nose tackle Greg Kragen forced a Tim Worley fumble that cornerback Tyrone Braxton recovered for the Broncos on the Steelers' 37-yard line. On first down, Elway found wide receiver Vance Johnson for a touchdown to tie the score at 17. Pittsburgh's next two possessions ended in Anderson field goals, and the Steelers held a 23-17 lead in the early stages of the fourth quarter.

After an exchange of punts, the Broncos took possession on their own 29 with 7:06 left in the game. Elway connected with Jackson for 18 yards and then handed off to running back Bobby Humphrey, who pitched the ball back to Elway, setting up his 36-yard strike to Johnson that gave Denver a first down on the Steelers' 26. Humphrey ran on the next four plays, gaining 24 yards and taking the ball to the 2. On third-and-goal from the 1, Bratton scored again and Treadwell's extra point gave Denver its first lead of the game with 2:27 left in regulation.

Pittsburgh got the ball on its own 20, but on third down Brister's signals were drowned out by the crowd and he mis-handled the snap. Randy Robbins recovered for Denver on the Pittsburgh 18, and the Broncos were able to run out the clock.

#### OFFICIALS:

**Referee** — Gene Barth (14); **Umpire** — Dave Hamilton (42); **Line Judge** — Ron Blum (83); **Side Judge** — Gene Austin (34); **Head Linesman** — Ron Phares (10); **Back Judge** — Louis Richard (68); **Field Judge** — Bobby Skelton (73).

### DENVER BRONCOS

#### OFFENSE

**WR** 82 V. Johnson  
**LT** 60 G. Perry  
**LG** 66 J. Juriga  
**C** 72 K. Kartz  
**RG** 67 D. Widell  
**RT** 76 K. Lanier  
**TE** 89 O. Mobley  
**WR** 80 M. Jackson  
**QB** 7 J. Elway  
**FB** 32 M. Bratton  
**RB** 26 B. Humphrey

#### DEFENSE

**LE** 92 A. Carreker  
**NT** 71 G. Kragen  
**RE** 90 R. Holmes  
**LOLB** 56 M. Brooks  
**LILB** 51 M. Munford  
**RILB** 77 K. Mecklenburg  
**ROLB** 73 S. Fletcher  
**LCB** 34 T. Braxton  
**RCB** 24 W. Henderson  
**SS** 49 D. Smith  
**FS** 27 S. Atwater

**BRONCOS SUBSTITUTIONS:** P 2 M. Horan, QB 8 G. Kubiak, K 9 D. Treadwell, RB 23 S. Winder, S 25 K. Corrington, CB 29 D. Carrington, RB 30 S. Sewell, RB 35 K. Bell, CB 36 M. Haynes, S 48 R. Robbins, G/C 54 K. Bishop, LB 55 R. Dennison, LB 58 S. Curtis, LB 59 T. Lucas, DE/NT 61 A. Townsend, G 65 M. Smith, DE/NT 68 B. Henke, WR 83 M. Young, WR 84 R. Nattiel, TE 87 P. Kelly, TE 88 C. Kay, DE 91 W. Powers, LB 97 B. Klosterman. **INACTIVE:** RB 40 J. Alexander, C 57 M. Ruether.

### PITTSBURGH STEELERS

#### OFFENSE

**WR** 87 W. Thompson  
**LT** 65 J. Jackson  
**LG** 79 J. Reinstra  
**C** 63 D. Dawson  
**RG** 74 T. Long  
**RT** 62 T. Ilkin  
**TE** 84 M. Mularkey  
**WR** 83 L. Lipps  
**QB** 6 B. Brister  
**FB** 33 M. Hoge  
**RB** 38 T. Worley

#### DEFENSE

**LE** 93 K. Willis  
**NT** 98 G. Williams  
**RE** 78 T. Johnson  
**LOLB** 53 B. Hinkle  
**LILB** 50 D. Little  
**RILB** 54 H. Nickerson  
**ROLB** 95 G. Lloyd  
**LCB** 49 D. Woodruff  
**RCB** 26 R. Woodson  
**SS** 37 C. Lake  
**FS** 27 T. Everett

**STEELERS SUBSTITUTIONS:** K 1 G. Anderson, P 18 H. Newsome, RB 20 D. Stone, CB 22 L. Griffin, RB 23 T. Tyrell, CB 25 D. Arnold, CB 35 D. Hall, RB 40 R. Wilkerson, CB 44 D. Johnson, LB 55 T. Simien, G 60 B. Blakenship, NT 68 L. Freeman, T 71 T. Ricketts, G/T 73 C. Wolfey, WR 80 M. Stock, TE 85 T. O'Shea, LB 90 T. Stowe, LB 91 J. Williams, DE 97 A. Jones, LB 92 J. Olsavsky. **DID NOT PLAY:** QB 11 R. Strom, C 51 C. Lanza, WR 82 D. Hill. **INACTIVE:** QB 14 T. Blackledge, WR 88 J. Johnson.

		1	2	3	4	OT	TOTAL	FIELD GOALS (made ( ) & missed)		
VISITOR	Pittsburgh Steelers	3	14	3	3	—	23	G. Anderson	(32)	(35) (32)
HOME	Denver Broncos	0	10	7	7	—	24	D. Treadwell	(43)	

Team	Qtr	Clock Time	PLAY DESCRIPTION (Extra Point) (Drive Info)	SCORE Visitor Home
STEELERS	1	7:47	G. Anderson 32 yd. Field Goal (13-65, 7:47)	3 0
STEELERS	2	1:38	M. Hoge 7 yd. run (G. Anderson, kick) (5-93, 2:27)	10 0
BRONCOS	2	8:38	M. Bratton 1 yd. run (D. Treadwell, kick) (12-75, 7:00)	10 7
STEELERS	2	14:34	L. Lipps 9 yd. pass from B. Brister (G. Anderson, kick) (12-77, 5:56)	17 7
BRONCOS	2	15:00	D. Treadwell 43 yd. Field Goal (3-41, 0:26)	17 10
BRONCOS	3	1:58	V. Johnson 37 yd. pass from J. Elway (D. Treadwell, kick) (1-37, 0:07)	17 17
STEELERS	3	7:26	G. Anderson 35 yd. Field Goal (10-62, 5:28)	20 17
STEELERS	4	0:07	G. Anderson 32 yd. Field Goal (10-34, 5:54)	23 17
BRONCOS	4	12:33	M. Bratton 1 yd. run (D. Treadwell, kick) (9-71, 4:39)	23 24

## Denver Broncos

## FINAL TEAM STATISTICS

## BRONCOS DEFENSIVE STATISTICS

*(based on unofficial press box statistics)*

539



# Washington 42, Denver 10

Sunday, Jan. 31, 1988 • 3:20 p.m. PST • Jack Murphy Stadium • San Diego

WEATHER: Mostly Cloudy, 61°, Wind SW 5 mph • ATTENDANCE: 73,302 • TIME: 3:40

## Super Bowl XXII



The Washington Redskins scored 35 points in the second quarter to power their way to a 42-10 victory against the Denver Broncos in Super Bowl XXII at Jack Murphy Stadium in San Diego in front of 73,302 fans.

Super Bowl MVP Doug Williams of Washington completed 18-of-29 passes for 340 yards with four touchdowns while running back Timmy Smith gained 204 yards on 22 carries, scoring twice, and wide receiver Ricky Sanders caught nine passes for 193 yards (21.4 avg.) with two touchdowns.

The Broncos took an early lead on their first play from scrimmage, a 56-yard pass from John Elway to Ricky Nattiel that occurred with 1:57 gone in the game. Denver's next possession stalled at the Redskins' 7-yard line, but Rich Karlis put the Broncos up 10-0 with a 24-yard field goal.

In the second quarter, however, Denver's dreams of a World Championship were blown apart by the Redskins. On Washington's first play of the quarter, Williams and Sanders connected for an 80-yard touchdown pass to bring the score to 10-7. The Redskins took the lead for good on the fifth play of their next possession when Williams found Gary Clark for a 27-yard touchdown.

Denver got as far as the Washington 26 on its next drive, but Karlis' 43-yard field goal attempt sailed wide left. Two plays later, Smith scored on a 58-yard run to increase the Washington lead to 21-10. The Redskins' next possession ended with a 50-yard Williams-to-Sanders touchdown pass, and minutes later, Williams and Clint Didier combined for an 8-yard touchdown pass to give the Redskins a 35-10 lead at halftime.

The Broncos could move only as far as the Redskins' 48-yard line in the second half, and Washington closed out the scoring late in the game on a 4-yard run by Smith.

The Redskins finished with 602 total yards, including the 340 passing yards from Williams. Their defense limited Denver to 327 total yards while holding Elway to just 14-of-38 passing for 257 yards and intercepting him three times. The Broncos were only able to total 97 rushing yards in the game and were held to 2-of-12 (16.7%) success on third downs.

### OFFICIALS:

**Referee** — Bob McElwee (95); **Umpire** — Al Conway (27); **Line Judge** — Jack Fette (39); **Side Judge** — Don Wedge (28); **Head Linesman** — Dale Hamer (104); **Back Judge** — Al Jury (106); **Field Judge** — Johnny Grier (23).

## DENVER BRONCOS

### OFFENSE

**WR** 80 M. Jackson  
**LT** 70 D. Studdard  
**LG** 54 K. Bishop  
**C** 62 M. Freeman  
**RG** 79 S. Humphries  
**RT** 76 K. Lanier  
**TE** 88 C. Kay  
**QB** 7 J. Elway  
**RB** 23 S. Winder  
**RB** 33 G. Lang  
**WR** 84 R. Nattiel

### DEFENSE

**LE** 61 A. Townsend  
**NT** 71 G. Kragen  
**RE** 75 R. Jones  
**LOLB** 73 S. Fletcher  
**LILB** 77 K. Mecklenburg  
**RILB** 98 R. Hunley  
**ROLB** 50 J. Ryan  
**LCB** 36 M. Haynes  
**RCB** 45 S. Wilson  
**SS** 31 D. Smith  
**FS** 22 T. Lilly

**BRONCOS SUBSTITUTIONS:** P 2 M. Horan, K 3 R. Karlis, QB 8 G. Kubiak, RB 24 T. Boddie, DB 27 K. Clark, CB 28 J. Castille, RB 30 S. Sewell, CB 34 T. Braxton, RB 35 K. Bell, DB 38 B. Plummer, RB 46 B. Micho, S 48 R. Robbins, LB 55 R. Dennison, LB 56 M. Brooks, LB 59 T. Lucas, DE 65 W. Bowyer, C 72 K. Kartz, WR 81 S. Watson, WR 82 V. Johnson, TE 89 O. Mobley, DE 90 F. Gilbert, LB 97 B. Klosterman. **DID NOT PLAY:** C 68 L. Lee.

## WASHINGTON REDSKINS

### OFFENSE

**WR** 87 G. Clark  
**LT** 66 J. Jacoby  
**LG** 63 R. McKenzie  
**C** 53 J. Bostic  
**RG** 69 R. C. Theilemann  
**RT** 73 M. May  
**TE** 86 C. Didier  
**TE** 85 D. Warren  
**QB** 17 D. Williams  
**RB** 38 T. Smith  
**WR** 83 R. Sanders

### DEFENSE

**LE** 71 C. Mann  
**LT** 65 D. Butz  
**RT** 77 D. Grant  
**RE** 72 D. Manley  
**LLB** 55 M. Kaufman  
**MLB** 52 N. Oikewicz  
**RLB** 51 M. Coleman  
**LCB** 28 D. Green  
**RCB** 23 T. Bowles  
**SS** 45 B. Burnburn  
**FS** 40 A. Walton

**REDSKINS SUBSTITUTIONS:** K 6 A. Haji-Sheikh, QB 10 J. Schroeder, P 12 S. Cox, RB 24 K. Bryant, RB 29 R. Branch, S 31 C. Vaughn, CB 32 V. Dean, CB 34 B. Davis, RB 35 K. Griffin, RB 38 G. Rogers, CB 46 D. Woodberry, LB 50 R. Caldwell, LB 54 K. Gouveia, LB 57 R. Milot, G 61 R. Kehr, DE 64 S. Hamilton, G 68 R. Grimm, DE 74 M. Koch, DT 78 D. Hamel, WR 80 E. Yarbber, WR 81 A. Monk, TE 82 A. Jones, TE 87 T. Orr.

		1	2	3	4	OT	TOTAL	FIELD GOALS (made ( ) & missed)
<b>VISITOR</b>	Washington Redskins	0	35	0	7	—	42	A. Haji-Sheikh 46HU
<b>HOME</b>	Denver Broncos	10	0	0	0	—	10	R. Karlis (24) 43WL

Team	Qtr	Clock Time	PLAY DESCRIPTION (Extra Point) (Drive Info)	SCORE Visitor	Home
BRONCOS	1	1:57	R. Nattiel 56 yd. pass from J. Elway (R. Karlis, kick) (1-56, 0:08)	0	7
BRONCOS	1	5:51	R. Karlis 24 yd. Field Goal (7-61, 2:05)	0	10
REDSKINS	2	0:53	R. Sanders 80 yd. pass from D. Williams (A. Haji-Sheikh, kick) (1-80, 0:10)	7	10
REDSKINS	2	4:45	G. Clark 27 yd. pass from D. Williams (A. Haji-Sheikh, kick) (5-64, 2:44)	14	10
REDSKINS	2	8:33	T. Smith 58 yd. run (A. Haji-Sheikh, kick) (2-74, 0:51)	21	10
REDSKINS	2	11:18	R. Sanders 50 yd. pass from D. Williams (A. Haji-Sheikh, kick) (3-60, 0:52)	28	10
REDSKINS	2	13:56	C. Didier 8 yd. pass from D. Williams (A. Haji-Sheikh, kick) (7-79, 1:10)	35	10
REDSKINS	4	1:51	T. Smith 4 yd. run (A. Haji-Sheikh, kick) (4-68, 2:03)	42	10

### FINAL INDIVIDUAL STATISTICS

Washington Redskins											Denver Broncos																					
RUSHING	ATT	YDS	AVG	LG	TD	RUSHING	ATT	YDS	AVG	LG	TD	RUSHING	ATT	YDS	AVG	LG	TD	RUSHING	ATT	YDS	AVG	LG	TD									
T. Smith	22	204	9.3	58	2	G. Lang	5	38	7.6	13	0	J. Elway	3	32	10.7	21	0	S. Winder	8	30	3.8	13	0									
K. Bryant	8	38	4.8	15	0	J. Elway	3	32	10.7	21	0	S. Winder	8	30	3.8	13	0	S. Sewell	1	-3	-3.0	0	0									
G. Clark	1	25	25.0	25	0	S. Winder	8	30	3.8	13	0	S. Sewell	1	-3	-3.0	0	0	S. Winder	8	30	3.8	13	0									
G. Rogers	5	17	3.4	5	0	S. Sewell	1	-3	-3.0	0	0	S. Winder	8	30	3.8	13	0	S. Winder	8	30	3.8	13	0									
K. Griffin	1	2	2.0	2	0	S. Winder	8	30	3.8	13	0	S. Winder	8	30	3.8	13	0	S. Winder	8	30	3.8	13	0									
D. Williams	2	-2	-1.0	0	0	S. Winder	8	30	3.8	13	0	S. Winder	8	30	3.8	13	0	S. Winder	8	30	3.8	13	0									
R. Sanders	1	-4	-4.0	-4	0	S. Winder	8	30	3.8	13	0	S. Winder	8	30	3.8	13	0	S. Winder	8	30	3.8	13	0									
TOTAL	40	280	7.0	58	2	TOTAL	17	97	5.7	21	0	TOTAL	17	97	5.7	21	0	TOTAL	17	97	5.7	21	0									
TKD/											TKD/																					
PASSING	ATT	CMP	YDS	YD	TD	LG	IN	Rtg.	PASSING	ATT	CMP	YDS	YD	TD	LG	IN	Rtg.	PASSING	ATT	CMP	YDS	YD	TD									
D. Williams	29	18	340	1/10	4	80	1	127.9	J. Elway	38	14	257	5/50	1	56	3	36.8	J. Elway	38	14	257	5/50	1									
J. Schroeder	1	0	0	1/8	0	0	0	39.6	S. Sewell	1	1	23	0/0	0	23	0	118.8	S. Sewell	1	1	23	0/0	0									
TOTAL	30	18	340	2/18	4	80	1	125.0	TOTAL	39	15	280	5/50	1	56	3	40.5	TOTAL	39	15	280	5/50	1									
PASS RECEIVING											PASS RECEIVING																					
R. Sanders	9	193	21.4	80	2	M. Jackson	4	76	19.0	32	0	M. Jackson	4	76	19.0	32	0	M. Jackson	4	76	19.0	32	0									
G. Clark	3	55	18.3	27	1	S. Sewell	4	41	10.3	18	0	S. Sewell	4	41	10.3	18	0	S. Sewell	4	41	10.3	18	0									
D. Warren	2	15	7.5	9	0	R. Nattiel	2	69	34.5	56	1	R. Nattiel	2	69	34.5	56	1	R. Nattiel	2	69	34.5	56	1									
A. Monk	1	40	40.0	40	0	C. Kay	2	38	19.0	27	0	C. Kay	2	38	19.0	27	0	C. Kay	2	38	19.0	27	0									
K. Bryant	1	20	20.0	20	0	S. Winder	1	26	26.0	26	0	S. Winder	1	26	26.0	26	0	S. Winder	1	26	26.0	26	0									
T. Smith	1	9	9.0	9	0	J. Elway	1	23	23.0	23	0	J. Elway	1	23	23.0	23	0	J. Elway	1	23	23.0	23	0									
C. Didier	1	8	8.0	8	1	G. Lang	1	7	7.0	7	0	G. Lang	1	7	7.0	7	0	G. Lang	1	7	7.0	7	0									
TOTAL	18	340	18.9	80	4	TOTAL	15	280	18.7	56	1	TOTAL	15	280	18.7	56	1	TOTAL	15	280	18.7	56	1									
INTERCEPTIONS											INTERCEPTIONS																					
B. Wilburn	2	11	5.5	11	0	J. Castille	1	0	0.0	0	0	J. Castille	1	0	0.0	0	0	J. Castille	1	0	0.0	0	0									
B. Davis	1	0	0.0	0	0	J. Castille	1	0	0.0	0	0	J. Castille	1	0	0.0	0	0	J. Castille	1	0	0.0	0	0									
TOTAL	3	11	3.7	11	0	TOTAL	1	0	0.0	0	0	TOTAL	1	0	0.0	0	0	TOTAL	1	0	0.0	0	0									
PUNTING											PUNTING																					
S. Cox	4	150	37.5	33.0	0	0	42	M. Horan	7	253	36.1	33.3	1	1	43	M. Horan	7	253	36.1	33.3	1	1	43									
TOTAL	4	150	37.5	33.0	0	0	42	TOTAL	7	253	36.1	33.3	1	1	43	TOTAL	7	253	36.1	33.3	1	1	43									
PUNT RETURNS											PUNT RETURNS																					
D. Green	1	0	0.0	1	0	0	0	K. Clark	2	18	9.0	0	9	0	K. Clark	2	18	9.0	0	9	0	K. Clark	2	18	9.0	0	9	0				
D. Yarber	0	0	0.0	1	—	0	0	(DOWNED)	2	0	0.0	0	—	0	(DOWNED)	2	0	0.0	0	—	0	(DOWNED)	2	0	0.0	0	—	0				
(DOWNED)	4	0	0.0	0	—	0	0	(DOWNED)	2	0	0.0	0	—	0	(DOWNED)	2	0	0.0	0	—	0	(DOWNED)	2	0	0.0	0	—	0				
RETURNS	1	0	0.0	2	0	0	0	RETURNS	2	18	9.0	0	9	0	RETURNS	2	18	9.0	0	9	0	RETURNS	2	18	9.0	0	9	0				
KICKOFF RETURNS											KICKOFF RETURNS																					
R. Sanders	3	46	15.3	0	16	0	0	K. Bell	5	88	17.6	0	21	0	K. Bell	5	88	17.6	0	21	0	K. Bell	5	88	17.6	0	21	0				
RETURNS	3	46	15.3	0	16	0	0	RETURNS	5	88	17.6	0	21	0	RETURNS	5	88	17.6	0	21	0	RETURNS	5	88	17.6	0	21	0				
Washington Redskins											Denver Broncos																					
FUMBLES	Fum	Lost	Rec.	Yds	TD	FF	Rec.	Yds	TD	Out	FUMBLES	Fum	Lost	Rec.	Yds	TD	FF	Rec.	Yds	TD	Out	FUMBLES	Fum	Lost	Rec.	Yds	TD	FF	Rec.	Yds	TD	Out
R. Caldwell	0	0	1	0	0	0	0	0	0	0	R. Caldwell	0	0	1	0	0	0	0	0	0	0	R. Caldwell	0	0	1	0	0	0	0	0	0	0
R. Sanders	1	0	0	0	0	0	0	0	0	0	R. Sanders	1	0	0	0	0	0	0	0	0	0	R. Sanders	1	0	0	0	0	0	0	0	0	0
TOTAL	1	0	1	0	0	0	0	0	0	0	TOTAL	0	0	0	0	0	1	0	0	0	0	TOTAL	0	0	0	0	0	1	0	0	0	0

### FINAL TEAM STATISTICS

	REDSKINS	BRONCOS		REDSKINS	BRONCOS
TOTAL FIRST DOWNS	25	18	PUNTS Number and Average	4-37.5	7-36.1
By Rushing	13	6	Had Blocked	0	0
By Passing	11	10	FGs — PATs Had Blocked	0-0	0-0
By Penalty	1	2	TOTAL RETURN YARDAGE (Not Including Kickoffs)	11	18
THIRD DOWN EFFICIENCY	9-15-60%	2-12-17%	No. and Yards Punt Returns	1-0	2-18
FOURTH DOWN EFFICIENCY	0-0-0%	0-0-0%	No. and Yards Kickoff Returns	3-46	5-88
TOTAL NET YARDS	602	327	No. and Yards Interception Returns	3-11	1-0
Total Offensive Plays (inc. times thrown passing)	72	61	PENALTIES Number and Yards	6-65	5-26
Average gain per offensive play	8.4	5.4	FUMBLES Number and Lost	1-0	0-0
NET YARDS RUSHING	280	97	TOUCHDOWNS	6	1
Total Rushing Plays	40	17	Rushing	2	0
Average gain per rushing play	7.0	5.7	Passing	4	1
NET YARDS PASSING	322	230	Returns	0	0
Times thrown — yards lost attempting to pass	2-18	5-50	EXTRA POINTS Made-Attempts	6-6	1-1
Gross yards passing	340	280	FIELD GOALS Made-Attempts	0-1	1-2
PASS ATTEMPTS-COMPLETIONS-HAD INTERCEPTED	30-18-1	39-15-3	SAFETIES	0	0
Average gain per pass play (inc. # thrown passing)	10.1	5.2	FINAL SCORE	42	10
			TIME OF POSSESSION	35:15	24:45



## Denver 38, Cleveland 33

Sunday, Jan. 17, 1988 • 2 p.m. MST • Mile High Stadium • Denver

WEATHER: Mostly Sunny, 44°, Wind NE 8 mph • ATTENDANCE: 75,993 • TIME: 3:37

### 1987 AFC Championship Game

The Broncos' Jeremiah Castille recovered a Cleveland fumble on Denver's 3-yard line with just over a minute left in the game, helping the club to a 38-33 victory against the Browns in the AFC Championship Game in front of 75,993 fans at Mile High Stadium.

An interception by defensive end Freddie Gilbert set up the Broncos' first score of the afternoon. Quarterback John Elway found wide receiver Ricky Nattiel for an 8-yard touchdown at 3:38 of the first quarter that put Denver ahead 7-0.

After Gene Lang took off on a 42-yard run, which set a franchise record for the longest postseason rush, Denver faced third-and-goal from the Cleveland 3 late in the first quarter. Elway threw incomplete into the end zone, but the Browns were penalized for holding, giving the Broncos new life at the 1-yard line. Running back Steve Sewell scored on first down to give Denver a 14-0 lead 11:06 into the first quarter.

The Browns scored their first points of the game on a 24-yard Matt Bahr field goal at 1:41 of the second quarter. Denver answered at 6:59 of the quarter with a 1-yard Lang touchdown run that upped its lead to 21-3.

After Elway was intercepted by Felix Wright four plays into the second half, Cleveland needed just three plays to go 35 yards and score on an 18-yard pass from Bernie Kosar to Reggie Langhorne. The Broncos answered when Elway scrambled right and threw to Mark Jackson, who caught the ball at the Broncos' 25, evaded two tacklers and sprinted for an 80-yard touchdown that gave the Broncos a 28-10 lead at 5:03 of the third quarter.

The Browns pulled within 28-17 when Kosar found Earnest Byner for a 32-yard touchdown at 8:10 of the third quarter.

Cleveland narrowed the Broncos' lead to 28-24 on a Byner 4-yard touchdown run at 11:15 of the third quarter. Just before the end of the third period, Rich Karlis capped off a Denver possession with a 38-yard field goal.

The Browns tied the score at 31 on a 4-yard touchdown pass from Kosar to Webster Slaughter at 4:12 of the final period. Denver went ahead 38-31 with just over four minutes left to play on a 20-yard Elway-to-Sammy Winder touchdown pass.

Kosar and the Browns advanced to the Denver 8-yard line with 1:12 remaining when Byner had the ball stripped by Castille, who recovered the fumble at the 3-yard line. Denver took a late safety before time ran out on the Browns.

#### OFFICIALS:

**Referee** — Jim Tunney (32); **Umpire** — Ben Montgomery (117); **Line Judge** — Ron Blum (83); **Side Judge** — Bill Quinby (58); **Head Linesman** — Sid Semon (109); **Back Judge** — Roy Clymer (24); **Field Judge** — Dick Dolack (31).

### DENVER BRONCOS

#### OFFENSE

**WR** 84 R. Nattiel  
**LT** 70 D. Studdard  
**LG** 54 K. Bishop  
**C** 62 M. Freeman  
**RG** 79 S. Humphries  
**RT** 76 K. Lanier  
**TE** 88 C. Kay  
**WR** 80 M. Jackson  
**QB** 7 J. Elway  
**HB** 23 S. Winder  
**FB** 33 G. Lang

#### DEFENSE

**LE** 61 A. Townsend  
**NT** 71 G. Kragen  
**RE** 75 R. Jones  
**LOLB** 73 S. Fletcher  
**LILB** 77 K. Mecklenburg  
**RILB** 98 R. Hunley  
**ROLB** 50 J. Ryan  
**LCB** 36 M. Haynes  
**FS** 22 T. Lilly  
**SS** 49 D. Smith  
**RCB** 45 S. Wilson

**BRONCOS SUBSTITUTIONS:** P 2 M. Horan, K 3 R. Karlis, QB 8 G. Kubiak, RB 24 T. Boddie, DB 27 K. Clark, CB 28 J. Castille, RB 30 S. Sewell, CB 34 T. Braxton, RB 35 K. Bell, DB 38 B. Plummer, RB 46 B. Micho, S 48 R. Robbins, LB 55 R. Dennison, LB 56 M. Brooks, LB 59 T. Lucas, DE 65 W. Bowyer, C 72 K. Kartz, WR 81 S. Watson, TE 89 O. Mobley, DE 90 F. Gilbert, 95 DE S. Bryan, LB 97 B. Klosterman. **DID NOT PLAY:** C 68 L. Lee.

### CLEVELAND BROWNS

#### OFFENSE

**WR** 88 R. Langhorne  
**LT** 74 P. Farren  
**LG** 73 G. Rakoczy  
**C** 61 M. Baab  
**RG** 69 D. Fike  
**RT** 63 C. Risien  
**TE** 82 O. Newsome  
**WR** 84 W. Slaughter  
**QB** 19 B. Kosar  
**RB** 81 D. Tennell  
**FB** 34 K. Mack

#### DEFENSE

**LE** 91 S. Clancy  
**NT** 72 D. Puzouli  
**RE** 78 C. Hairston  
**LOLB** 50 L. Sanford  
**LILB** 51 E. Johnson  
**RILB** 59 M. Johnson  
**ROLB** 57 C. Matthews  
**LCB** 31 F. Minnifield  
**CB** 29 H. Dixon  
**SS** 24 R. Ellis  
**FS** 22 F. Wright

**BROWNS SUBSTITUTIONS:** K 9 M. Bahr, QB 10 M. Pagel, P 11 L. Johnson, CB 23 M. Harper, RB 28 H. Fontenot, DB 36 S. Braggs, S 37 C. Rockins, FB 42 T. Manoa, RB 44 E. Byner, CB 48 D. Hoggard, LB 52 N. Miller, LB 53 A. Griggs, LB 56 D. Grayson, DE 60 A. Baker, C 64 F. Winters, OL 65 D. Haley, G 70 L. Williams, WR 85 C. Weathers, WR 86 B. Brennan, WR 89 G. McNeil, DE 96 R. Camp, DE 99 D. Sims. **DID NOT PLAY:** 18 G. Danielson.

		1	2	3	4	OT	TOTAL	FIELD GOALS (made ( ) & missed)	
<b>VISITOR</b>	Cleveland Browns	0	3	21	9	—	33	M. Bahr	(24) 45WR
<b>HOME</b>	Denver Broncos	14	7	10	7	—	38	R. Karlis	50WL (38)

Team	Qtr	Clock Time	PLAY DESCRIPTION (Extra Point) (Drive Info)	SCORE Visitor	Home
BRONCOS	1	3:38	R. Nattiel 8 yd. pass from J. Elway (R. Karlis, kick) (4-18, 2:05)	0	7
BRONCOS	1	11:06	S. Sewell 1 yd. run (R. Karlis, kick) (8-60, 3:47)	0	14
BROWNS	2	1:41	M. Bahr 24 yd. Field Goal (13-64, 5:35)	3	14
BRONCOS	2	6:59	G. Lang 1 yd. run (R. Karlis, kick) (11-80, 5:18)	3	21
BROWNS	3	3:44	R. Langhorne 18 yd. pass from B. Kosar (M. Bahr, kick) (3-35, 1:30)	10	21
BRONCOS	3	5:03	M. Jackson 80 yd. pass from J. Elway (R. Karlis, kick) (3-80, 1:19)	10	28
BROWNS	3	8:10	E. Byner 32 yd. pass from B. Kosar (M. Bahr, kick) (5-80, 3:07)	17	28
BROWNS	3	11:15	E. Byner 4 yd. run (M. Bahr, kick) (4-42, 1:58)	24	28
BRONCOS	3	14:50	R. Karlis 38 yd. Field Goal (9-59, 3:35)	24	31
BROWNS	4	4:12	W. Slaughter 4 yd. pass from B. Kosar (M. Bahr, kick) (9-86, 4:22)	31	31
BRONCOS	4	10:59	S. Winder 20 yd. pass from J. Elway (R. Karlis, kick) (5-75, 1:13)	31	38
BROWNS	4	14:52	Safety—M. Horan runs out of end zone (Minnifield)	33	38

### FINAL INDIVIDUAL STATISTICS

Cleveland Browns										Denver Broncos											
RUSHING	ATT	YDS	AVG	LG	TD					RUSHING	ATT	YDS	AVG	LG	TD						
E. Byner	15	67	4.5	16	1					S. Winder	20	72	3.6	10	0						
K. Mack	12	61	5.1	14	0					G. Lang	5	51	10.2	42	1						
										J. Elway	11	36	3.3	11	0						
										T. Boddie	1	8	8.0	8	0						
										S. Sewell	1	1	1.0	1	1						
										M. Horan	1	-12	-12.0	-12	0						
TOTAL	27	128	4.7	16	1					TOTAL	39	156	4.0	42	2						
PASSING	ATT	CMP	YDS	TD	LG	IN	Rtg.					PASSING	ATT	CMP	YDS	TD	LG	IN	Rtg.		
B. Kosar	41	26	356	2/20	3	53	1	105.3					J. Elway	26	14	281	2/25	3	80	1	114.4
TOTAL	41	26	356	2/20	3	53	1	105.3					TOTAL	26	14	281	2/25	3	80	1	114.4
PASS RECEIVING	NO	YDS	AVG	LG	TD					PASS RECEIVING	NO	YDS	AVG	LG	TD						
E. Byner	7	120	17.1	53	1					R. Nattiel	5	95	19.0	26	1						
W. Slaughter	4	53	13.3	24	1					M. Jackson	4	134	33.5	80	1						
B. Brennan	4	48	12.0	19	0					S. Winder	3	34	11.3	20	1						
K. Mack	4	28	7.0	9	0					S. Sewell	1	10	10.0	10	0						
O. Newsome	3	35	11.7	25	0					O. Mobley	1	8	8.0	8	0						
R. Langhorne	2	48	24.0	30	1																
C. Weathers	1	19	19.0	19	0																
D. Tennell	1	5	5.0	5	0																
TOTAL	26	356	13.7	53	3					TOTAL	14	281	20.1	80	3						
INTERCEPTIONS	NO	YDS	AVG	LG	TD					INTERCEPTIONS	NO	YDS	AVG	LG	TD						
F. Wright	1	13	13.0	13	0					F. Gilbert	1	0	0.0	0	0						
TOTAL	1	13	13.0	13	0					TOTAL	1	0	0.0	0	0						
PUNTING	NO	YDS	AVG	NET	TB	IN20	LG					PUNTING	NO	YDS	AVG	NET	TB	IN20	LG		
L. Johnson	2	96	48.0	41.5	0	0	59					M. Horan	2	83	41.5	29.5	0	0	44		
												J. Elway	1	18	18.0	18.0	0	0	18		
TOTAL	2	96	48.0	41.5	0	0	59					TOTAL	3	101	33.7	25.7	0	0	44		
PUNT RETURNS	NO	YDS	AVG	FC	LG	TD					PUNT RETURNS	NO	YDS	AVG	FC	LG	TD				
G. McNeil	2	24	12.0	0	17	0					K. Clark	2	13	6.5	0	10	0				
(DOWNED)	1	0	0.0	0	—	0															
RETURNS	2	24	12.0	0	17	0					RETURNS	2	13	6.5	0	10	0				
KICKOFF RETURNS	NO	YDS	AVG	FC	LG	TD					KICKOFF RETURNS	NO	YDS	AVG	FC	LG	TD				
G. McNeil	5	94	18.8	0	28	0					K. Bell	3	43	14.3	0	23	0				
RETURNS	5	94	18.8	0	28	0					RETURNS	3	43	14.3	0	23	0				
Cleveland Browns	Own		Opp.		Out						Denver Broncos	Own		Opp.		Out					
FUMBLES	Fum	Lost	Rec.	Yds	TD	FF	Rec.	Yds	TD	Bnds	FUMBLES	Fum	Lost	Rec.	Yds	TD	FF	Rec.	Bnds		
K. Mack	1	1	0	0	0	0	0	0	0	0	S. Wilson	0	0	0	0	0	1	0	0		
B. Brennan	1	1	0	0	0	0	0	0	0	0	J. Elway	1	1	0	-2	0	0	0	0		
E. Byner	1	1	0	0	0	0	0	0	0	0	R. Robbins	0	0	0	0	0	1	0	0		
											K. Bell	1	0	0	0	0	0	0	1		
											J. Castille	0	0	0	0	1	1	0	0		
											T. Lilly	0	0	0	0	1	0	0	0		
TOTAL	3	3	0	0	0	0	0	0	0	0	TOTAL	2	1	0	-2	0	2	3	0	1	

### FINAL TEAM STATISTICS

	BROWNS		BRONCOS			BROWNS		BRONCOS	
TOTAL FIRST DOWNS	25		24		PUNTS Number and Average	2-48.0		3-33.7	
By Rushing	8		10		Had Blocked	0		0	
By Passing	15		11		FGs – PATs Had Blocked	0-0		0-0	
By Penalty	2		3		TOTAL RETURN YARDAGE (Not Including Kickoffs)	37		13	
THIRD DOWN EFFICIENCY	8-14-57%		7-14-50%		No. and Yards Punt Returns	2-24		2-13	
FOURTH DOWN EFFICIENCY	1-1-100%		0-1-0%		No. and Yards Kickoff Returns	5-94		3-43	
TOTAL NET YARDS	464		412		No. and Yards Interception Returns	1-13		1-0	
Total Offensive Plays (inc. times thrown passing)	70		67		PENALTIES Number and Yards	7-59		7-44	
Average gain per offensive play	6.6		6.1		FUMBLES Number and Lost	3-3		2-1	
NET YARDS RUSHING	128		156		TOUCHDOWNS	4		5	
Total Rushing Plays	27		39		Rushing	1		2	
Average gain per rushing play	4.7		4.0		Passing	3		3	
NET YARDS PASSING	336		256		EXTRA POINTS Made-Attempts	4-4		5-5	
Times thrown – yards lost attempting to pass	2-20		2-25		FIELD GOALS Made-Attempts	1-2		1-2	
Gross yards passing	356		281		SAFETIES	0		1	
PASS ATTEMPTS-COMPLETIONS-HAD INTERCEPTED	41-26-1		26-14-1		FINAL SCORE	33		38	
Average gain per pass play (inc. # thrown passing)	7.8		9.1		TIME OF POSSESSION	31:37		28:23	





## Denver 34, Houston 10

Sunday, Jan. 10, 1988 • 2 p.m. MST • Mile High Stadium • Denver

WEATHER: Mostly Sunny, 45°, Wind E 6 mph • ATTENDANCE: 75,968 • TIME: 3:07

### 1987 AFC Divisional Playoff Game

The Denver Broncos advanced to the AFC Championship Game after beating the Houston Oilers 34-10 in front of 75,968 fans at Mile High Stadium. Denver's 24-point win was the largest margin of victory ever for the club in postseason play.

The Broncos were led on defense by Mark Haynes and Karl Mecklenburg, who both picked up key interceptions. Offensively, the club was led by quarterback John Elway (14-of-25 for 259 yards with two touchdowns) and wide receivers Vance Johnson (4 catches for 105 yards) and Clarence Kay (3 catches for 57 yards with two touchdowns).

Punter Mike Horan put the Oilers in a hole after the Broncos' first drive stalled, sending a punt to the Houston 5-yard line, where two plays later, a lateral pass from Warren Moon to Mike Rozier was fumbled. Steve Wilson recovered for Denver on the 1-yard line, and two plays later running back Gene Lang scored to give the Broncos an early 7-0 lead.

Houston's next drive reached the Broncos' 20-yard line before Mecklenburg intercepted a pass and returned it to the Denver 28. Elway hit Kay for 29 yards to move into Houston territory, and five plays later the same connection was made for a 27-yard touchdown pass that gave the Broncos a 14-0 lead.

Both teams added field goals on their first drive of the second quarter to make the score 17-3 in Denver's favor.

After the Houston field goal, Elway threw a 55-yard pass to Johnson, moving the ball to the Oilers' 11. Five plays later, Elway found Kay again for a touchdown on a 1-yard pass to increase the lead to 24-3 with less than two minutes left in the half.

Denver's first possession of the third quarter resulted in a Rich Karlis field goal that gave the club a 27-3 lead. Houston then took 10 plays to reach the Denver 7, but Haynes picked off a Moon pass in the end zone and returned it 57 yards to halt the scoring threat.

Houston's next drive reached the Broncos' 11, but a pass on fourth down fell incomplete. The Oilers got the ball back three plays later when Patrick Allen intercepted an Elway pass, and that led to a 19-yard touchdown pass from Moon to Ernest Givins, cutting Denver's lead to 27-10 at 6:38 of the final period.

The Broncos' Kevin Clark recovered the onside kick that followed, and Denver moved 52 yards on seven plays to score the final points of the game on a 3-yard run by Elway.

#### OFFICIALS:

**Referee** — Jerry Markbreit (9); **Umpire** — Ed Fiffick (57); **Line Judge** — Ray Dodez (74); **Side Judge** — Larry Nemmers (20); **Head Linesman** — Ed Marion (26); **Back Judge** — Al Jury (106); **Field Judge** — Ron Spittler (119).

### DENVER BRONCOS

#### OFFENSE

**WR** 82 V. Johnson  
**LT** 70 D. Studdard  
**LG** 54 K. Bishop  
**C** 62 M. Freeman  
**RG** 79 S. Humphries  
**RT** 76 K. Lanier  
**TE** 88 C. Kay  
**WR** 80 M. Jackson  
**QB** 7 J. Elway  
**RB** 30 S. Sewell  
**FB** 89 O. Mobley

#### DEFENSE

**LE** 61 A. Townsend  
**NT** 71 G. Kragen  
**RE** 75 R. Jones  
**LOLB** 73 S. Fletcher  
**LILB** 77 K. Mecklenburg  
**RILB** 98 R. Hunley  
**ROLB** 50 J. Ryan  
**LCB** 36 M. Haynes  
**FS** 22 T. Lilly  
**SS** 31 M. Harden  
**RCB** 45 S. Wilson

**BRONCOS SUBSTITUTIONS:** P 2 M. Horan, K 3 R. Karlis, QB 8 G. Kubiak, RB 23 S. Winder, RB 24 T. Boddie, DB 27 K. Clark, CB 28 J. Castille, RB 33 G. Lang, CB 34 T. Braxton, RB 35 K. Bell, DB 38 B. Plummer, RB 46 B. Micho, LB 55 R. Dennison, LB 56 M. Brooks, LB 59 T. Lucas, DE 65 W. Bowyer, C 68 L. Lee, C 72 K. Kartz, WR 81 S. Watson, WR 84 R. Nattiel, TE 86 M. Andrews, DE 90 F. Gilbert, LB 97 B. Klosterman.

### HOUSTON OILERS

#### OFFENSE

**WR** 85 D. Hill  
**LT** 77 B. Davis  
**LG** 63 M. Munchak  
**C** 52 J. Pennison  
**RG** 74 B. Matthews  
**RT** 70 D. Steinkuhler  
**TE** 87 J. Williams  
**WR** 81 E. Givins  
**QB** 1 W. Moon  
**RB** 30 M. Rozier  
**FB** 32 A. Highsmith

#### DEFENSE

**LE** 79 R. Childress  
**NT** 99 D. Smith  
**RE** 71 R. Byrd  
**LLB** 93 R. Lyles  
**LILB** 59 J. Grimsley  
**RILB** 54 A. Smith  
**RLB** 91 J. Meads  
**LCB** 24 S. Brown  
**RCB** 29 P. Allen  
**SS** 25 K. Bostic  
**FS** 31 J. Donaldson

**OILERS SUBSTITUTIONS:** K 7 T. Zendejas, P 8 J. Gossett, RB 20 A. Pinkett, S 21 B. Eason, S 22 K. Johnson, S 36 C. Birdsong, FB 35 R. Wallace, S 38 D. Bryant, 45 I. Valentine, C 50 B. Kidd, LB 51 E. Fairs, LB 53 E. Seale, LB 57 W. Johnson, G 72 K. Hill, DE 75 J. Baker, WR 80 C. Duncan, WR 82 W. Drewery, WR 84 H. Jeffries, TE 89 J. Parks, DT 94 C. Martin, DE 95 W. Fuller. **DID NOT PLAY:** QB 10 B. Pease, G/T 69 D. Williams.

		1	2	3	4	OT	TOTAL	FIELD GOALS (made ( ) & missed)	
<b>VISITOR</b>	Houston Oilers	0	3	0	7	—	10	T. Zendejas	(46)
<b>HOME</b>	Denver Broncos	14	10	3	7	—	34	R. Karlis	(43) (23)

Team	Qtr	Clock Time	PLAY DESCRIPTION (Extra Point) (Drive Info)	SCORE Visitor Home
BRONCOS	1	6:19	G. Lang 1 yd. run (R. Karlis, kick) (2-1, 0:39)	0 7
BRONCOS	1	13:34	C. Kay 27 yd. pass from J. Elway (R. Karlis, kick) (6-72, 2:55)	0 14
BRONCOS	2	3:20	R. Karlis 43 yd. Field Goal (7-14, 3:09)	0 17
OILERS	2	9:03	T. Zendejas 46 yd. Field Goal (12-54, 5:43)	3 17
BRONCOS	2	13:08	C. Kay 1 yd. pass from J. Elway (R. Karlis, kick) (9-80, 4:05)	3 24
BRONCOS	3	2:29	R. Karlis 23 yd. Field Goal (5-51, 1:25)	3 27
OILERS	4	6:38	E. Givins 19 yd. pass from W. Moon (T. Zendejas, kick) (3-48, 1:14)	10 27
BRONCOS	4	10:33	J. Elway 3 yd. run (R. Karlis, kick) (7-52, 3:55)	10 34

### FINAL INDIVIDUAL STATISTICS

Houston Oilers										Denver Broncos											
RUSHING	ATT	YDS	AVG	LG	TD	RUSHING	ATT	YDS	AVG	LG	TD										
M. Rozier	9	25	3.1	8	0	S. Winder	13	46	3.5	8	0										
A. Pinkett	6	20	3.3	8	0	S. Sewell	5	9	1.8	5	0										
W. Moon	5	15	3.0	7	0	J. Elway	4	8	2.0	4	1										
A. Highsmith	5	13	2.6	11	0	K. Bell	2	7	3.5	5	0										
E. Givins	1	0	0.0	0	0	G. Kubiak	2	-3	-1.5	-1	0										
						G. Lang	3	-6	-2.0	1	1										
TOTAL	26	73	2.8	11	0	TOTAL	29	61	2.1	8	2										
TKD/										TKD/											
PASSING	ATT	CMP	YDS	YD	TD	LG	IN	Rtg.	PASSING	ATT	CMP	YDS	YD	TD	LG	IN	Rtg.				
W. Moon	43	24	264	0/0	1	24	2	62.5	J. Elway	25	14	259	1/4	2	55	1	101.9				
TOTAL	43	24	264	0/0	1	24	2	62.5	TOTAL	25	14	259	1/4	2	55	1	101.9				
PASS RECEIVING	NO	YDS	AVG	LG	TD	PASS RECEIVING	NO	YDS	AVG	LG	TD										
E. Givins	6	84	14.0	19	1	V. Johnson	4	105	26.3	55	0										
D. Hill	5	93	18.6	24	0	C. Kay	3	57	19.0	29	2										
C. Duncan	4	32	8.0	13	0	S. Sewell	3	41	13.7	25	0										
A. Highsmith	4	20	5.0	16	0	G. Lang	1	25	25.0	25	0										
W. Drewrey	2	17	8.5	9	0	T. Boddie	1	15	15.0	15	0										
J. Williams	1	7	7.0	7	0	O. Mobley	1	9	9.0	9	0										
M. Rozier	1	6	6.0	6	0	R. Nattiel	1	7	7.0	7	0										
A. Pinkett	1	5	5.0	5	0																
TOTAL	24	264	11.0	24	1	TOTAL	14	259	18.5	55	2										
INTERCEPTIONS	NO	YDS	AVG	LG	TD	INTERCEPTIONS	NO	YDS	AVG	LG	TD										
P. Allen	1	2	2.0	2	0	K. Mecklenburg	1	18	18.0	18	0										
						M. Haynes	1	57	57.0	57	0										
TOTAL	1	2	2.0	2	0	TOTAL	2	75	37.5	57	0										
PUNTING	NO	YDS	AVG	NET	TB	IN20	LG	PUNTING	NO	YDS	AVG	NET	TB	IN20	LG						
J. Gossett	3	134	44.7	39.7	0	1	57	M. Horan	2	92	46.0	46.0	1	1	49						
TOTAL	3	134	44.7	39.7	0	1	57	TOTAL	2	92	46.0	46.0	1	1	49						
PUNT RETURNS	NO	YDS	AVG	FC	LG	TD	PUNT RETURNS	NO	YDS	AVG	FC	LG	TD								
(DOWNED)	2	0	0.0	0	—	0	G. Clark	2	15	7.5	1	12	0								
RETURNS	0	0	0.0	0	—	0	RETURNS	2	15	7.5	1	12	0								
KICKOFF RETURNS	NO	YDS	AVG	FC	LG	TD	KICKOFF RETURNS	NO	YDS	AVG	FC	LG	TD								
A. Pinkett	3	62	20.7	0	21	0	K. Bell	1	28	28.0	0	28	0								
							K. Clark	1	0	0.0	0	0	0								
RETURNS	3	62	20.7	0	21	0	RETURNS	2	28	14.0	0	28	0								
Houston Oilers	Own	Fumbles	Lost	Rec.	Yds	TD	Opp.	Yds	TD	Out	Denver Broncos	Own	Fumbles	Lost	Rec.	Yds	TD	Opp.	Yds	TD	Out
FUMBLES	Fum	Lost	Rec.	Yds	TD	FF	Rec.	Yds	TD	Bnds	FUMBLES	Fum	Lost	Rec.	Yds	TD	FF	Rec.	Yds	TD	Bnds
W. Moon	1	1	0	0	0	0	0	0	0	0	S. Wilson	0	0	0	0	0	0	0	0	0	0
E. Givins	1	0	1	-5	0	0	0	0	0	0											
TOTAL	2	1	1	-5	0	0	0	0	0	0	TOTAL	0	0	0	0	0	0	1	0	0	0

### FINAL TEAM STATISTICS

OILERS										BRONCOS									
TOTAL FIRST DOWNS										PUNTS Number and Average									
By Rushing										Had Blocked									
By Passing										FGs – PATs Had Blocked									
By Penalty										TOTAL RETURN YARDAGE (Not Including Kickoffs)									
THIRD DOWN EFFICIENCY										No. and Yards Punt Returns									
FOURTH DOWN EFFICIENCY										No. and Yards Kickoff Returns									
TOTAL NET YARDS										No. and Yards Interception Returns									
Total Offensive Plays (inc. times thrown passing)										PENALTIES Number and Yards									
Average gain per offensive play										FUMBLES Number and Lost									
NET YARDS RUSHING										TOUCHDOWNS									
Total Rushing Plays										Rushing									
Average gain per rushing play										Passing									
NET YARDS PASSING										Returns									
Times thrown – yards lost attempting to pass										EXTRA POINTS Made-Attempts									
Gross yards passing										FIELD GOALS Made-Attempts									
PASS ATTEMPTS-COMPLETIONS-HAD INTERCEPTED										SAFETIES									
Average gain per pass play (inc. # thrown passing)										FINAL SCORE									
										TIME OF POSSESSION									

### BRONCOS DEFENSIVE STATISTICS

(based on unofficial press box statistics)

PLAYER	UT	A	TT	S-YDS	I-YDS	PD	FF	FR	PLAYER	UT	A	TT	S-YDS	I-YDS	PD	FF	FR
R. Dennison	6	2	8	0-0	0-0	0	0	0	W. Bowyer	2	1	3	0-0	0-0	0	0	0
M. Haynes	6	0	6	0-0	1-57	2	0	0	M. Brooks	2	1	3	0-0	0-0	0	0	0
T. Lilly	5	1	6	0-0	0-0	0	0	0	K. Clark	2	0	2	0-0	0-0	0	0	0
S. Wilson	5	1	6	0-0	0-0	1	0	1	F. Gilbert	2	0	2	0-0	0-0	0	0	0
R. Jones	3	2	5	0-0	0-0	0	0	0	B. Plummer	2	0	2	0-0	0-0	1	0	0
R. Hunley	2	3	5	0-0	0-0	0	0	0	J. Ryan	0	1	1	0-0	0-0	1	0	0
K. Mecklenburg	4	0	4	0-0	1-18	0	0	0	S. Fletcher	0	1	1	0-0	0-0	0	0	0
G. Kragen	3	0	3	0-0	0-0	0	0	0	J. Castille	0	0	0	0-0	0-0	1	0	0
A. Townsend	3	0	3	0-0	0-0	0	0	0	TEAM TOTALS	47	13	60	0-0	2-75	6	0	1



# N.Y. Giants 39, Denver 20

Sunday, Jan. 25, 1987 • 3:13 p.m. PST • Rose Bowl • Pasadena, Calif.

WEATHER: Sunny, 76°, Wind W 2-5 mph • ATTENDANCE: 101,063 • TIME: 3:25

## Super Bowl XXI



The New York Giants broke open a close game with 24 unanswered points to begin the second half, capturing a 39-20 win over the Denver Broncos in Super Bowl XXI at the Rose Bowl in front of 101,063 fans.

The Broncos drove to the Giants' 31-yard line on their opening drive and took a 3-0 lead when Rich Karlis booted a Super Bowl record-tying 48-yard field goal. New York answered with a 78-yard scoring drive that culminated with a 6-yard touchdown pass from Phil Simms to Zeke Mowatt.

Late in the first quarter, Elway scored the Broncos' first touchdown from four yards out on a quarterback draw to give them a 10-7 lead. On the third play of their next drive, Elway threw a 54-yard pass to Vance Johnson that gave the Broncos a first down at the Giants' 28. But Denver failed to capitalize on the play with Karlis missing a 23-yard field goal attempt.

Denver's defense stifled the Giants' next drive at the New York 47, and after a punt, the Broncos got the ball back on their own 15. Controversy entered the game when on second-and-12, Elway threw an apparent completion for a first down to Clarence Kay. The pass was ruled incomplete, a call that was upheld after review of the television replay.

On the next play, Giants defensive end George Martin sacked Elway in the end zone for a safety to pull New York within a point of Denver at 10-9. Another missed field goal, a 34-yard attempt, by the Broncos with 13 seconds left in the first half sent the club into halftime with a narrow 1-point lead.

New York scored on all three of its third-quarter drives, taking a 26-10 lead after outgaining Denver 163 yards to 2 in the period. The Giants extended their lead to 33-10 in the fourth quarter when Phil McConkey caught a deflected pass in the end zone for Simms' third touchdown pass of the day.

Denver got the ball back at its own 16, and Elway moved the squad deep into New York territory to set up Karlis' 28-yard field goal that made the score 33-13. The Giants took only five plays to cover 46 yards for their next touchdown, a 2-yard run by Ottis Anderson that increased their lead to 39-13.

Elway drove the Broncos down the field again and found Johnson for a 47-yard touchdown pass for the game's final points at 12:54 of the fourth quarter.

### OFFICIALS:

**Referee** — Jerry Markbreit (9); **Umpire** — Bob Boylston (101); **Line Judge** — Bob Beeks (59); **Side Judge** — Gil Mace (90); **Head Linesman** — Terry Gierke (72); **Back Judge** — Jim Poole (92); **Field Judge** — Pat Mallette (82).

## DENVER BRONCOS

### OFFENSE

**WR** 82 V. Johnson  
**LT** 70 D. Studdard  
**LG** 54 K. Bishop  
**C** 64 B. Bryan  
**RG** 63 M. Cooper  
**RT** 76 K. Lanier  
**TE** 88 C. Kay  
**WR** 81 S. Watson  
**QB** 7 J. Elway  
**RB** 23 S. Winder  
**RB** 47 G. Willhite

### DEFENSE

**LE** 61 A. Townsend  
**NT** 71 G. Kragen  
**RE** 75 R. Jones  
**LOLB** 50 J. Ryan  
**LILB** 77 K. Mecklenburg  
**RILB** 98 R. Hunley  
**ROLB** 57 T. Jackson  
**LCB** 20 L. Wright  
**RCB** 31 M. Harden  
**SS** 49 D. Smith  
**FS** 43 S. Foley

**BRONCOS SUBSTITUTIONS:** P 2 M. Horan, K 3 R. Karlis, QB 8 G. Kubiak, S 22 T. Lilly, RB 30 S. Sewell, RB 33 G. Lang, RB 35 K. Bell, S 36 M. Haynes, CB 45 S. Wilson, DB 48 R. Robbins, LB 52 K. Woodard, LB 55 R. Dennison, LB 59 D. Comeaux, G 62 M. Freeman, NT 69 T. Colorito, DE 73 S. Fletcher, T 74 D. Remsburg, WR 80 M. Jackson, WR 84 C. Sampson, TE 85 J. Hackett, RB 87 B. Micho, TE 89 O. Mobley, DE 90 F. Gilbert.

## NEW YORK GIANTS

### OFFENSE

**WR** 86 L. Manuel  
**LT** 60 B. Benson  
**LG** 67 B. Ard  
**C** 65 B. Oates  
**RG** 61 C. Godfrey  
**RT** 63 K. Nelson  
**TE** 89 M. Bavaro  
**WR** 81 S. Robinson  
**QB** 11 P. Simms  
**RB** 20 J. Morris  
**RB** 44 M. Carthon

### DEFENSE

**LE** 75 G. Martin  
**NT** 64 J. Burt  
**RE** 70 L. Marshall  
**LOLB** 58 C. Banks  
**LILB** 55 G. Reasons  
**RILB** 53 H. Carson  
**ROLB** 56 L. Taylor  
**LCB** 34 E. Patterson  
**RCB** 23 P. Williams  
**SS** 48 K. Hill  
**FS** 27 H. Welch

**GIANTS SUBSTITUTIONS:** K 2 R. Allegre, P 5 S. Landeta, QB 17 J. Rutledge, RB 22 L. Rouson, RB 24 O. Anderson, CB 25 M. Collins, S 28 T. Flynn, RB 30 T. Galbreath, S 46 G. Lasker, LB 51 R. Jones, LB 52 P. Johnson, LB 54 A. Headen, LB 57 B. Hunt, C 59 B. Johnston, T 66 W. Roberts, G 68 D. Johnson, DT 74 E. Howard, DE 77 E. Dorsey, DT 78 J. Sally, WR 80 P. McConkey, TE 84 Z. Mowatt, WR 87 S. Miller, WR 88 B. Johnson.

		1	2	3	4	OT	TOTAL	FIELD GOALS (made ( ) & missed)	
<b>VISITOR</b>	Denver Broncos	10	0	0	10	—	20	R. Karlis	(48) 23WR 34WR (28)
<b>HOME</b>	New York Giants	7	2	17	13	—	39	R. Allegre	(21)

Team	Qtr	Clock Time	PLAY DESCRIPTION (Extra Point) (Drive Info)	SCORE Visitor	Home
BRONCOS	1	4:09	R. Karlis 48 yd. Field Goal (8-45, 4:09)	3	0
GIANTS	1	9:33	Z. Mowatt 6 yd. pass from P. Simms (R. Allegre, kick) (9-78, 5:24)	3	7
BRONCOS	1	12:54	J. Elway 4 yd. run (R. Karlis, kick) (6-58, 3:21)	10	7
GIANTS	2	12:14	Safety—J. Elway sacked by G. Martin in end zone (3-(-)15, 0:47)	10	9
GIANTS	3	4:52	M. Bavaro 13 yd. pass from P. Simms (R. Allegre, kick) (8-63, 4:52)	10	16
GIANTS	3	11:06	R. Allegre 21 yd. Field Goal (9-32, 5:07)	10	19
GIANTS	3	14:36	J. Morris 1 yd. run (R. Allegre, kick) (5-68, 2:14)	10	26
GIANTS	4	4:04	P. McConkey 6 yd. pass from P. Simms (R. Allegre, kick) (6-52, 3:50)	10	33
BRONCOS	4	8:59	R. Karlis 28 yd. Field Goal (13-73, 4:55)	13	33
GIANTS	4	10:42	O. Anderson 2 yd. run (kick wide) (5-46, 2:43)	13	39
BRONCOS	4	12:54	V. Johnson 47 yd. pass from J. Elway (R. Karlis, kick) (5-69, 1:12)	20	39

### FINAL INDIVIDUAL STATISTICS

Denver Broncos										New York Giants									
RUSHING	ATT	YDS	AVG	LG	TD					RUSHING	ATT	YDS	AVG	LG	TD				
J. Elway	6	27	4.5	10	1					J. Morris	20	67	3.3	11	1				
G. Wilhite	4	19	4.8	11	0					P. Simms	3	25	8.3	22	0				
S. Sewell	3	4	1.3	12	0					L. Rouson	3	22	7.3	18	0				
G. Lang	2	2	1.0	4	0					T. Galbreath	4	17	4.3	7	0				
S. Winder	4	0	0.0	3	0					M. Carthon	3	4	1.3	2	0				
										O. Anderson	2	1	0.5	2	0				
										J. Rutledge	3	0	0.0	2	0				
TOTAL	19	52	2.7	12	1					TOTAL	38	136	3.6	22	2				
TKD/										TKD/									
PASSING	ATT	CMP	YDS	YD	TD	LG	IN	Rtg.		PASSING	ATT	CMP	YDS	YD	TD	LG	IN	Rtg.	
J. Elway	37	22	304	3/26	1	54	1	83.6		P. Simms	25	22	268	1/5	3	44	0	150.9	
G. Kubiak	4	4	48	1/6	0	23	0	116.7											
TOTAL	41	26	352	4/32	1	54	1	88.7		TOTAL	25	22	268	1/5	3	44	0	150.9	
PASS RECEIVING	NO	YDS	AVG	LG	TD					PASS RECEIVING	NO	YDS	AVG	LG	TD				
V. Johnson	5	121	24.2	54	1					M. Bavaro	4	51	12.8	17	1				
G. Wilhite	5	39	7.8	11	0					J. Morris	4	20	5.0	12	0				
S. Winder	4	34	8.5	14	0					M. Carthon	4	13	3.3	7	0				
M. Jackson	3	51	17.0	24	0					S. Robinson	3	62	20.7	36	0				
S. Watson	2	54	27.0	31	0					L. Manuel	3	43	14.3	17	0				
C. Sampson	2	20	10.0	11	0					P. McConkey	2	50	25.0	44	1				
O. Mobley	2	17	8.5	11	0					L. Rouson	1	23	23.0	23	0				
S. Sewell	2	12	6.0	7	0					Z. Mowatt	1	6	6.0	6	1				
G. Lang	1	4	4.0	4	0														
TOTAL	26	352	13.5	54	1					TOTAL	22	268	12.2	44	3				
INTERCEPTIONS	NO	YDS	AVG	LG	TD					INTERCEPTIONS	NO	YDS	AVG	LG	TD				
										E. Patterson	1	-7	-7.0	-7	0				
TOTAL	0	0	0.0	—	0					TOTAL	1	-7	-7.0	-7	0				
PUNTING	NO	YDS	AVG	NET	TB	IN20	LG			PUNTING	NO	YDS	AVG	NET	TB	IN20	LG		
M. Horan	2	82	41.0	28.5	0	0	42			S. Landeta	3	138	46.0	36.3	1	1	59		
TOTAL	2	82	41.0	28.5	0	0	42			TOTAL	3	138	46.0	36.3	1	1	59		
PUNT RETURNS	NO	YDS	AVG	FC	LG	TD				PUNT RETURNS	NO	YDS	AVG	FC	LG	TD			
G. Wilhite	1	9	9.0	1	9	0				P. McConkey	1	25	25.0	1	25	0			
(TOUCHBACK)	1	0	0.0	0	—	0													
RETURNS	1	9	9.0	1	9	0				RETURNS	1	25	25.0	1	25	0			
KICKOFF RETURNS	NO	YDS	AVG	FC	LG	TD				KICKOFF RETURNS	NO	YDS	AVG	FC	LG	TD			
K. Bell	3	48	16.0	0	28	0				L. Rouson	3	56	18.7	0	22	0			
G. Lang	2	36	18.0	0	23	0				T. Flynn	1	-3	-3.0	0	0	0			
RETURNS	5	84	16.8	0	28	0				RETURNS	4	53	13.3	0	22	0			
Denver Broncos										New York Giants									
FUMBLES	Fum	Lost	Rec.	Yds	TD	Opp.	Yds	TD	Out	FUMBLES	Fum	Lost	Rec.	Yds	TD	Opp.	Yds	TD	Out
J. Elway	1	0	1	0	0	0	0	0	0	L. Marshall	0	0	0	0	0	1	0	0	0
K. Bell	1	0	0	0	0	0	0	0	0	P. Johnson	0	0	0	0	0	1	0	0	0
J. Hackett	0	0	1	0	0	0	0	0	0										
TOTAL	2	0	2	0	0	0	0	0	0	TOTAL	0	0	0	0	0	2	0	0	0

### FINAL TEAM STATISTICS

	BRONCOS		GIANTS			BRONCOS		GIANTS	
TOTAL FIRST DOWNS	23	24			PUNTS Number and Average	2-41	3-46		
By Rushing	5	10			Had Blocked	0	0		
By Passing	16	13			FGs — PATs Had Blocked	0-0	0-0		
By Penalty	2	1			TOTAL RETURN YARDAGE (Not Including Kickoffs)	9	18		
THIRD DOWN EFFICIENCY	7-14-50%	6-12-50%			No. and Yards Punt Returns	1-9	1-25		
FOURTH DOWN EFFICIENCY	0-0-0%	1-2-50%			No. and Yards Kickoff Returns	5-84	4-53		
TOTAL NET YARDS	372	399			No. and Yards Interception Returns	0-0	1-(-7)		
Total Offensive Plays (inc. times thrown passing)	64	64			PENALTIES Number and Yards	4-28	6-48		
Average gain per offensive play	5.8	6.2			FUMBLES Number and Lost	2-0	0-0		
NET YARDS RUSHING	52	136			TOUCHDOWNS	2	5		
Total Rushing Plays	19	38			Rushing	1	2		
Average gain per rushing play	2.7	3.6			Passing	1	3		
NET YARDS PASSING	320	263			Returns	0	0		
Times thrown — yards lost attempting to pass	4-32	1-5			EXTRA POINTS Made-Attempts	2-2	4-5		
Gross yards passing	352	268			FIELD GOALS Made-Attempts	2-4	1-1		
PASS ATTEMPTS-COMPLETIONS-HAD INTERCEPTED	41-26-1	25-22-0			SAFETIES	1	0		
Average gain per pass play (inc. # thrown passing)	7.1	10.1			FINAL SCORE	20	39		
					TIME OF POSSESSION	25:21	34:39		



# Denver 23, Cleveland 20 OT

Sunday, Jan. 11, 1987 • 12:30 p.m. EST • Cleveland Stadium • Cleveland

WEATHER: Solid Overcast, 30°, Wind NW 14 mph (-5°) • ATTENDANCE: 79,915 • TIME: 3:50

## 1986 AFC Championship Game

In a game that will forever be remembered as "The Drive," Rich Karlis kicked a 33-yard field goal 5:48 into overtime to give the Denver Broncos a 23-20 victory against the Cleveland Browns in the 1986 AFC Championship Game. The contest was played at Cleveland Stadium in front of a crowd of 79,915 fans, who braved a wind chill of -5 degrees.

Cleveland took a 7-0 lead when Bernie Kosar threw a 6-yard touchdown pass to Herman Fontenot in the first quarter. The Broncos stopped the next two Browns drives with interceptions, including the second by Jim Ryan, whose return set up a 19-yard field goal by Karlis to make the score 7-3. Ken Woodard recovered a fumble on Cleveland's next drive, putting Denver in position for Gerald Willhite's fourth-down 1-yard touchdown run at 4:24 of the second quarter that gave the club a 10-7 lead.

Browns kicker Mark Moseley tied the score at 10 with a 29-yard field goal with 20 seconds left in the first half. Denver regained the lead on a 26-yard Karlis field goal late in the third quarter, but the Browns responded as Kevin Mack rushed for 34 yards in a 10-play, 76-yard drive that culminated with a 24-yard Moseley field goal that tied the score at 13. After two Denver punts, Kosar's 48-yard touchdown strike to Brian Brennan put Cleveland ahead 20-13 with 5:43 left in the game.

The kickoff rolled to the Denver 2-yard line, where the Broncos and Elway began "The Drive." On the fifth play (second-and-7 from the Broncos' 15), Elway rushed for 11 yards and a first down. He then found Steve Sewell for a 22-yard gain followed by a 12-yard strike to Steve Watson that gave Denver a first down on the Cleveland 40. After an incompletion and an 8-yard sack, Elway threw a 20-yard pass to Mark Jackson, moving the team to the Cleveland 28. An Elway-to-Sewell pass gave the Broncos a first down on the Browns' 14 with 57 seconds left. After an incompletion, Elway ran nine yards to the Cleveland 5-yard line. On the next play, he hit Jackson for a touchdown, and Karlis' extra point tied the score at 20 with 37 seconds left.

The Browns won the coin toss in overtime and elected to receive, but Denver's defense stopped them. Willhite returned the Cleveland punt to the Broncos' 25, where the Denver offense went to work. On second-and-5, Elway hit Orson Mobley for a 22-yard gain and three plays later threw a 28-yard pass to Watson. With a first down on Cleveland's 22-yard line, the Broncos rushed three times to get to the 15, and on fourth down, Karlis hit the 33-yard game-winning field goal.

### OFFICIALS:

**Referee** — Chuck Heberling (46); **Umpire** — Gordon Wells (89); **Line Judge** — Bill Reynolds (53); **Side Judge** — Gary Lane (120); **Head Linesman** — Ed Marion (26); **Back Judge** — Ben Tompkins (52); **Field Judge** — Johnny Grier (23).

## DENVER BRONCOS

### OFFENSE

**WR** 82 V. Johnson  
**LT** 70 D. Studdard  
**LG** 54 K. Bishop  
**C** 64 B. Bryan  
**RG** 63 M. Cooper  
**RT** 76 K. Lanier  
**TE** 85 J. Hackett  
**WR** 81 S. Watson  
**QB** 7 J. Elway  
**RB** 23 S. Winder  
**TE** 89 O. Mobley

### DEFENSE

**LE** 75 R. Jones  
**NT** 71 G. Kragen  
**RE** 61 A. Townsend  
**LOLB** 50 J. Ryan  
**LILB** 77 K. Mecklenburg  
**RILB** 98 R. Hunley  
**ROLB** 57 T. Jackson  
**LCB** 20 L. Wright  
**RCB** 31 M. Harden  
**SS** 49 D. Smith  
**FS** 43 S. Foley

**BRONCOS SUBSTITUTIONS:** P 2 M. Horan, K 3 R. Karlis, QB 8 G. Kubiak, S 22 T. Lilly, RB 30 S. Sewell, RB 33 G. Lang, RB 35 K. Bell, CB 45 S. Wilson, RB 47 G. Willhite, S 48 R. Robbins, LB 52 K. Woodard, LB 55 R. Dennison, LB 59 D. Comeaux, G 62 M. Freeman, NT 69 T. Colorito, DE 73 S. Fletcher, T 74 D. Remsburg, WR 80 M. Jackson, WR 84 C. Sampson, WR 87 B. Micho, TE 88 C. Kay, DE 90 F. Gilbert. **DID NOT PLAY:** CB 36 M. Haynes.

## CLEVELAND BROWNS

### OFFENSE

**WR** 88 R. Langhorne  
**LT** 77 R. Bolden  
**LG** 74 P. Farren  
**C** 61 M. Baab  
**RG** 69 D. Fike  
**RT** 63 C. Risien  
**TE** 82 O. Newsome  
**WR** 84 W. Slaughter  
**QB** 19 B. Kosar  
**RB** 44 E. Byner  
**FB** 34 K. Mack

### DEFENSE

**LE** 96 R. Camp  
**NT** 79 B. Golic  
**RE** 78 C. Hairston  
**LOLB** 56 C. Banks  
**LILB** 51 E. Johnson  
**RILB** 53 A. Griggs  
**ROLB** 57 C. Matthews  
**LCB** 31 F. Minnifield  
**RCB** 29 H. Dixon  
**SS** 24 R. Ellis  
**FS** 37 C. Rockins

**BROWNS SUBSTITUTIONS:** K 3 M. Mosley, P 7 J. Gossett, S 22 F. Wright, CB 23 M. Harper, S 27 A. Gross, RB 28 H. Fontenot, RB 39 M. Everett, CB 48 D. Hoggard, LB 50 B. Van Pelt, LB 58 S. Nicholas, LB 59 M. Johnson, G 62 G. Lilja, G 70 L. Williams, NT 72 D. Puzzioli, TE 81 H. Holt, WR 85 C. Weathers, WR 86 B. Brennan, TE 87 T. Tucker, WR 89 G. McNeil, DE 91 S. Clancy. **DID NOT PLAY:** QB 10 M. Pagel, RB 33 C. Dickey.

		1	2	3	4	OT	TOTAL	FIELD GOALS (made ( ) & missed)	
<b>VISITOR</b>	Denver Broncos	0	10	3	7	3	23	R. Karlis	(19) (26) (33)
<b>HOME</b>	Cleveland Browns	7	3	0	10	0	20	M. Moseley	(29) (24)
Team	Qtr	Clock Time	PLAY DESCRIPTION (Extra Point) (Drive Info)					SCORE	
BROWNS	1	9:41	H. Fontenot 6 yd. pass from B. Kosar (M. Moseley, kick) (14-86, 7:18)					0	7
BRONCOS	2	2:53	R. Karlis 19 yd. Field Goal (4-8, 0:54)					3	7
BRONCOS	2	4:24	G. Willhite 1 yd. run (R. Karlis, kick) (5-37, 1:05)					10	7
BROWNS	2	14:40	M. Moseley 29 yd. Field Goal (9-53, 4:01)					10	10
BRONCOS	3	12:10	R. Karlis 26 yd. Field Goal (11-61, 4:28)					13	10
BROWNS	4	2:22	M. Moseley 24 yd. Field Goal (10-76, 5:01)					13	13
BROWNS	4	9:17	B. Brennan 48 yd. pass from B. Kosar (M. Moseley, kick) (3-52, 0:57)					13	20
BRONCOS	4	14:23	M. Jackson 5 yd. pass from J. Elway (R. Karlis, kick) (15-98, 4:55)					20	20
BRONCOS	5	5:48	R. Karlis 33 yd. Field Goal (9-60, 5:07)					23	20

### FINAL INDIVIDUAL STATISTICS

Denver Broncos										Cleveland Browns											
RUSHING	ATT	YDS	AVG	LG	TD					RUSHING	ATT	YDS	AVG	LG	TD						
S. Winder	26	83	3.2	9	0					K. Mack	26	94	3.6	15	0						
J. Elway	4	56	14.0	34	0					B. Kosar	4	3	0.8	3	0						
G. Lang	3	9	3.0	4	0					H. Fontenot	3	3	1.0	4	0						
S. Sewell	1	1	1.0	1	0																
G. Willhite	3	0	0.0	2	1																
TOTAL	37	149	4.0	34	1					TOTAL	33	100	3.0	15	0						
PASSING	ATT	CMP	YDS	TKD/	YD	TD	LG	IN	Rtg.	PASSING	ATT	CMP	YDS	TKD/	YD	TD	LG	IN	Rtg.		
J. Elway	38	22	244	2/19	1	28	1		74.9	B. Kosar	32	18	259	1/3	2	48	2		77.5		
TOTAL	38	22	244	2/19	1	28	1		74.9	TOTAL	32	18	259	1/3	2	48	2		77.5		
PASS RECEIVING	NO	YDS	AVG	LG	TD					PASS RECEIVING	NO	YDS	AVG	LG	TD						
S. Watson	3	55	18.3	28	0					H. Fontenot	7	66	9.4	24	1						
S. Sewell	3	47	15.7	22	0					B. Brennan	4	72	18.0	48	1						
O. Mobley	3	36	12.0	22	0					R. Langhorne	2	35	17.5	22	0						
V. Johnson	3	25	8.3	14	0					K. Mack	2	20	10.0	12	0						
M. Jackson	2	25	12.5	20	1					C. Weathers	1	42	42.0	42	0						
C. Kay	2	23	11.5	15	0					W. Slaughtner	1	20	20.0	20	0						
G. Willhite	2	20	10.0	16	0					E. Byner	1	4	4.0	4	0						
S. Winder	2	2	1.0	5	0																
C. Sampson	1	10	10.0	10	0																
G. Lang	1	1	1.0	1	0																
TOTAL	22	244	11.1	28	1					TOTAL	18	259	14.4	48	2						
INTERCEPTIONS	NO	YDS	AVG	LG	TD					INTERCEPTIONS	NO	YDS	AVG	LG	TD						
J. Ryan	1	26	26.0	26	0					M. Harper	1	0	0.0	0	0						
R. Hunley	1	14	14.0	14	0																
TOTAL	2	40	20.0	26	0					TOTAL	1	0	0.0	0	0						
PUNTING	NO	YDS	AVG	NET	TB	IN20	LG			PUNTING	NO	YDS	AVG	NET	TB	IN20	LG				
M. Horan	6	244	40.7	34.5	0	1	48			J. Gossett	6	259	43.2	38.2	1	2	58				
J. Elway	1	19	19.0	19.0	0	1	19														
TOTAL	7	263	37.6	32.3	0	2	48			TOTAL	6	259	43.2	38.2	1	2	58				
PUNT RETURNS	NO	YDS	AVG	FC	LG	TD					PUNT RETURNS	NO	YDS	AVG	FC	LG	TD				
G. Willhite	3	10	3.3	1	4	0					G. McNeil	3	37	12.3	1	18	0				
RETURNS	3	10	3.3	1	4	0					RETURNS	3	37	12.3	1	18	0				
KICKOFF RETURNS	NO	YDS	AVG	FC	LG	TD					KICKOFF RETURNS	NO	YDS	AVG	FC	LG	TD				
G. Lang	2	14	7.0	0	14	0					H. Fontenot	2	25	12.5	0	14	0				
K. Bell	2	10	5.0	0	10	0					G. McNeil	4	80	40.0	0	30	0				
M. Freeman	1	9	9.0	0	9	0															
RETURNS	5	33	6.6	0	14	0					RETURNS	6	105	17.5	0	30	0				
Denver Broncos	Own					Opp.					Cleveland Browns	Own					Opp.				
FUMBLES	Fum	Lost	Rec.	Yds	TD	FF	Rec.	Yds	TD	Bnds	FUMBLES	Fum	Lost	Rec.	Yds	TD	FF	Rec.	Yds	TD	Bnds
K. Woodard	0	0	0	0	0	0	1	0	0	0	K. Mack	2	1	0	0	0	0	0	0	0	0
K. Bell	2	0	2	0	0	0	0	0	0	0	T. Tucker	0	0	1	0	0	0	0	0	0	0
K. Bishop	0	0	0	0	0	1	0	0	0	0	G. McNeil	1	0	0	0	0	0	0	0	0	0
											C. Rockins	0	0	1	0	0	0	0	0	0	0
TOTAL	2	0	2	0	0	1	1	0	0	0	TOTAL	3	1	2	0	0	0	0	0	0	0

FINAL TEAM STATISTICS											
BRONCOS					BROWNS						
TOTAL FIRST DOWNS					22	17	PUNTS Number and Average			7-38	6-43
By Rushing					6	4	Had Blocked			0	0
By Passing					13	12	FGs - PATs Had Blocked			0-0	0-0
By Penalty					3	1	TOTAL RETURN YARDAGE (Not Including Kickoffs)			50	37
THIRD DOWN EFFICIENCY					5-18-28%	5-13-39%	No. and Yards Punt Returns			3-10	3-37
FOURTH DOWN EFFICIENCY					1-1-100%	0-0-0%	No. and Yards Kickoff Returns			5-33	6-105
TOTAL NET YARDS					374	356	No. and Yards Interception Returns			2-40	1-0
Total Offensive Plays (inc. times thrown passing)					77	66	PENALTIES Number and Yards			6-39	9-76
Average gain per offensive play					4.9	5.4	FUMBLES Number and Lost			2-0	3-1
NET YARDS RUSHING					149	100	TOUCHDOWNS			2	2
Total Rushing Plays					37	33	Rushing			1	0
Average gain per rushing play					4.0	3.0	Passing			1	2
NET YARDS PASSING					225	256	Returns			0	0
Times thrown - yards lost attempting to pass					2-19	1-3	EXTRA POINTS Made-Attempts			2-2	2-2
Gross yards passing					244	259	FIELD GOALS Made-Attempts			3-3	2-2
PASS ATTEMPTS-COMPLETIONS-HAD INTERCEPTED					38-22-1	32-18-2	SAFETIES			0	0
Average gain per pass play (inc. # thrown passing)					5.6	7.8	FINAL SCORE			23	20
							TIME OF POSSESSION			34:05	31:43





# Denver 22, New England 17

Sunday, Jan. 4, 1987 • 2 p.m. MST • Mile High Stadium • Denver

WEATHER: Sunny, 65°, Wind S 9 mph • ATTENDANCE: 76,105 • TIME: 3:09

## 1986 AFC Divisional Playoff Game

Rulon Jackson sacked Tony Eason in the end zone on a safety with 1:37 left on the clock to halt the Patriots' final comeback drive and give Denver a 22-17 win in an AFC Divisional Playoff Game in front of 76,105 fans at Mile High Stadium. The postseason victory was the first for the Broncos since the 1977 season.

The two teams traded punts for the first nine minutes of the game before Denver began its first scoring drive. Starting at their own 20, the Broncos took four plays to reach the New England 7-yard line behind John Elway completions of 39 and 21 yards. On second-and-goal from the 4, Elway rolled around the left side and was hit just short of the goal line. He was penalized (delay of game) for spiking the ball after the play, and that sent Denver back to the 6. Two plays later, Rich Karlis made a 27-yard field goal that gave Denver a 3-0 lead.

New England mounted a 7-play, 87-yard drive later in the quarter with Eason hitting Stanley Morgan for a 19-yard touchdown. The Broncos roared right back with a 13-play, 82-yard drive that was punctuated by a 22-yard touchdown run by Elway, giving them a 10-7 lead midway through the second quarter. The Patriots tied the score on the final play of the first half with a 38-yard Tony Franklin field goal.

Denver received the kickoff to open the second half and proceeded to chew up more than nine minutes off the clock. The Broncos ran the ball 11 times on the drive, which stalled on the Patriots' 5-yard line. Karlis' 22-yard field goal put Denver up 13-10.

Five plays into the next New England drive, the Patriots took a page out of Dan Reeves' bag of tricks, scoring on a flea-flicker that ended with a 45-yard touchdown pass from Eason to Morgan that gave New England its first lead of the game at 17-13. Denver jumped right back on top, traveling 86 yards on six plays to score on a 48-yard Elway-to-Vance Johnson pass on the last play of the third quarter.

The two teams both punted three times in the fourth quarter, and the last one, a Mike Horan punt of 54 yards, backed New England to its own 10-yard line. On first down, Eason dropped back to pass but was sacked for a safety by Jones. Denver recovered the onside free kick and held on to the ball and the win.

Elway completed 13-of-32 passes for 257 yards with one score, and Sammy Winder rushed for 102 yards on 19 carries. Johnson led the Broncos with 89 receiving yards. Defensively, four different Denver players had at least one sack.

### OFFICIALS:

**Referee** — Jerry Seeman (70); **Umpire** — Rex Stuart (103); **Line Judge** — Ray Dodez (74); **Side Judge** — Bob Rice (80); **Head Linesman** — Burl Toler (37); **Back Judge** — Jim Poole (92); **Field Judge** — Ron Spittler (119).

## DENVER BRONCOS

### OFFENSE

**WR** 82 V. Johnson  
**LT** 70 D. Studdard  
**LG** 54 K. Bishop  
**C** 64 B. Bryan  
**RG** 60 P. Howard  
**RT** 76 K. Lanier  
**TE** 85 J. Hackett  
**WR** 81 S. Watson  
**QB** 7 J. Elway  
**RB** 23 S. Winder  
**TE** 89 O. Mobley

### DEFENSE

**LE** 75 R. Jones  
**NT** 71 G. Kragen  
**RE** 61 A. Townsend  
**LOLB** 50 J. Ryan  
**LILB** 77 K. Mecklenburg  
**RILB** 98 R. Hunley  
**ROLB** 57 T. Jackson  
**LCB** 20 L. Wright  
**FS** 43 S. Foley  
**SS** 48 R. Robbins  
**RCB** 31 M. Harden

**BRONCOS SUBSTITUTIONS:** P 2 M. Horan, K 3 R. Karlis, QB 8 G. Kubiak, S 22 T. Lilly, RB 30 S. Sewell, RB 33 G. Lang, RB 35 K. Bell, CB 36 M. Haynes, CB 45 S. Wilson, RB 47 G. Willhite, LB 52 K. Woodard, LB 55 R. Dennison, LB 59 D. Comeaux, G 62 M. Freeman, G 63 M. Cooper, NT 69 T. Colorito, DE 73 S. Fletcher, T 74 D. Remsburg, WR 80 M. Jackson, WR 84 C. Sampson, WR 87 B. Micho, DE 90 F. Gilbert. **DID NOT PLAY:** S 49 D. Smith.

## NEW ENGLAND PATRIOTS

### OFFENSE

**WR** 86 S. Morgan  
**LT** 76 B. Holloway  
**LG** 66 P. Fairchild  
**C** 58 P. Brock  
**RG** 61 R. Wooten  
**RT** 68 D. Haley  
**TE** 48 G. Baty  
**WR** 80 I. Fryar  
**QB** 11 T. Eason  
**FB** 30 M. Tatupu  
**HB** 33 T. Collins

### DEFENSE

**LE** 96 B. Williams  
**NT** 90 T. Williams  
**RE** 60 G. Veris  
**LOLB** 56 A. Tippett  
**LILB** 52 J. Rembert  
**RILB** 50 L. McGrew  
**ROLB** 55 D. Blackmon  
**LCB** 43 E. Gibson  
**FS** 31 F. Marion  
**SS** 38 R. James  
**RCB** 26 R. Clayborn

**PATRIOTS SUBSTITUTIONS:** K 1 T. Franklin, P 3 R. Camarillo, RB 21 R. Dupard, DB 22 E. Profit, CB 23 R. McSwain, RB 27 G. Hawthorne, S 28 J. Bowman, RB 32 C. James, LB 59 S. Doig, T 62 B. Bain, C 64 T. Matich, C 75 G. Morrisr, WR 81 S. Starring, WR 82 D. Williams, WR 83 C. Jones, TE 88 W. Scott, NT 65 M. Ruth, LB 95 E. Reynolds, DE 97 M. Hodge, NT 98 D. Owens. **DID NOT PLAY:** QB 12 T. Ramsey, QB 14 S. Grogan, DB 42 R. Lippett.

		1	2	3	4	OT	TOTAL	FIELD GOALS (made ( ) & missed)		
<b>VISITOR</b>	New England Patriots	0	10	7	0	—	17	T. Franklin	(38)	
<b>HOME</b>	Denver Broncos	3	7	10	2	—	22	R. Karlis	(27) (22)	

Team	Qtr	Clock Time	PLAY DESCRIPTION (Extra Point) (Drive Info)	SCORE Visitor Home
BRONCOS	1	12:12	R. Karlis 27 yd. Field Goal (8-71, 3:07)	0 3
PATRIOTS	2	0:56	S. Morgan 19 yd. pass from T. Eason (T. Franklin, kick) (7-87, 2:24)	7 3
BRONCOS	2	7:18	J. Elway 22 yd. run (R. Karlis, kick) (13-82, 6:22)	7 10
PATRIOTS	2	14:58	T. Franklin 38 yd. Field Goal (5-8, 0:56)	10 10
BRONCOS	3	9:10	R. Karlis 22 yd. Field Goal (15-80, 9:10)	10 13
PATRIOTS	3	12:10	S. Morgan 45 yd. pass from T. Eason (T. Franklin, kick) (5-78, 3:00)	17 13
BRONCOS	3	15:00	V. Johnson 48 yd. pass from J. Elway (R. Karlis, kick) (6-86, 2:50)	17 20
BRONCOS	4	13:23	Safety—T. Eason tackled in end zone by R. Jones	17 22

### FINAL INDIVIDUAL STATISTICS

New England Patriots										Denver Broncos											
RUSHING	ATT	YDS	AVG	LG	TD	RUSHING	ATT	YDS	AVG	LG	TD										
T. Collins	5	46	9.2	23	0	S. Winder	19	102	5.4	16	0										
C. James	10	31	3.1	17	0	G. Lang	11	44	4.0	14	0										
T. Eason	2	23	11.5	13	0	J. Elway	5	18	3.6	22	1										
R. Dupard	5	18	3.6	8	0	K. Bell	2	12	6.0	8	0										
G. Hawthorne	1	5	5.0	5	0	S. Sewell	2	8	4.0	8	0										
I. Fryar	1	-2	-2.0	-2	0	G. Willhite	3	4	1.3	3	0										
TOTAL	24	121	5.0	23	0	TOTAL	42	188	4.5	22	1										
TKD/										TKD/											
PASSING	ATT	CMP	YDS	YD	TD	LG	IN	Rtg.	PASSING	ATT	CMP	YDS	YD	TD	LG	IN	Rtg.				
T. Eason	24	13	194	6/44	2	45	0	108.7	J. Elway	32	13	257	1/4	1	49	2	53.8				
TOTAL	24	13	194	6/44	2	45	0	108.7	TOTAL	32	13	257	1/4	1	49	2	53.8				
PASS RECEIVING	NO	YDS	AVG	LG	TD	PASS RECEIVING	NO	YDS	AVG	LG	TD										
T. Collins	4	46	11.5	20	0	V. Johnson	4	89	22.3	48	1										
S. Morgan	3	100	33.3	45	2	S. Sewell	3	41	13.7	39	0										
G. Baty	3	31	10.3	13	0	O. Mobley	2	69	34.5	49	0										
I. Fryar	2	11	5.5	7	0	S. Watson	1	21	21.0	21	0										
G. Hawthorne	1	6	6.0	6	0	B. Micho	1	20	20.0	20	0										
						S. Winder	1	16	16.0	16	0										
						G. Lang	1	1	1.0	1	0										
TOTAL	13	194	14.9	45	2	TOTAL	13	257	19.8	49	1										
INTERCEPTIONS	NO	YDS	AVG	LG	TD	INTERCEPTIONS	NO	YDS	AVG	LG	TD										
R. McSwain	1	2	2.0	2	0	G. Willhite	1	9	9.0	1	0										
J. Rember	1	0	0.0	0	0	V. Johnson	3	26	8.7	0	13										
TOTAL	2	2	1.0	2	0	TOTAL	0	0	0.0	—	0										
PUNTING	NO	YDS	AVG	NET	TB	IN20	LG	PUNTING	NO	YDS	AVG	NET	TB	IN20	LG						
R. Camarillo	9	452	50.2	41.9	2	0	60	M. Horan	5	245	49.0	42.4	1	3	54						
								J. Elway	1	31	31.0	11.0	1	1	31						
TOTAL	9	452	50.2	41.9	2	0	60	Total	6	276	46.0	34.2	2	4	54						
PUNT RETURNS	NO	YDS	AVG	FC	LG	TD	PUNT RETURNS	NO	YDS	AVG	FC	LG	TD								
I. Fryar	2	13	6.5	0	9	0	G. Willhite	1	9	9.0	1	9	0								
							V. Johnson	3	26	8.7	0	13	0								
RETURNS	2	13	6.5	0	9	0	RETURNS	4	35	8.8	1	13	0								
KICKOFF RETURNS	NO	YDS	AVG	FC	LG	TD	KICKOFF RETURNS	NO	YDS	AVG	FC	LG	TD								
S. Starring	2	31	15.5	0	21	0	G. Lang	1	21	21.0	0	21	0								
							K. Bell	3	63	21.0	0	35	0								
RETURNS	2	31	15.5	0	21	0	Returns	4	84	21.0	0	35	0								
New England Patriots	Own	Opp.	Yds	TD	FF	Rec.	Yds	TD	Bnds	Denver Broncos	Own	Opp.	Yds	TD	FF	Rec.	Yds	TD	Bnds		
FUMBLES	Fum	Lost	Rec.	Yds	TD	FF	Rec.	Yds	TD	Bnds	FUMBLES	Fum	Lost	Rec.	Yds	TD	FF	Rec.	Yds	TD	Bnds
T. Eason	1	0	0	0	0	0	0	0	0	0	T. Eason	1	0	0	0	0	0	0	0	0	0
P. Brock	0	0	1	0	0	0	0	0	0	0	P. Brock	0	0	1	0	0	0	0	0	0	0
TOTAL	1	0	1	0	0	0	0	0	0	0	TOTAL	0	0	0	0	0	0	0	0	0	0

### FINAL TEAM STATISTICS

	PATRIOTS		BRONCOS			PATRIOTS		BRONCOS	
TOTAL FIRST DOWNS	12	23	PUNTS Number and Average			9-50	6-46		
By Rushing	6	12	Had Blocked			0	0		
By Passing	13	9	FGs – PATS Had Blocked			0-0	0-0		
By Penalty	0	2	TOTAL RETURN YARDAGE (Not Including Kickoffs)			15	35		
THIRD DOWN EFFICIENCY	2-12-17%	5-15-33%	No. and Yards Punt Returns			2-13	4-35		
FOURTH DOWN EFFICIENCY	0-0-0%	0-0-0%	No. and Yards Kickoff Returns			2-31	4-84		
TOTAL NET YARDS	271	441	No. and Yards Interception Returns			2-2	0-0		
Total Offensive Plays (inc. times thrown passing)	54	75	PENALTIES Number and Yards			5-45	3-20		
Average gain per offensive play	5.0	5.9	FUMBLES Number and Lost			1-0	0-0		
NET YARDS RUSHING	121	188	TOUCHDOWNS			2	2		
Total Rushing Plays	24	42	Rushing			0	1		
Average gain per rushing play	5.0	4.5	Passing			2	1		
NET YARDS PASSING	150	253	Returns			0	0		
Times Thrown – yards lost attempting to pass	6-44	1-4	EXTRA POINTS Made-Attempts			2-2	2-2		
Gross yards passing	194	257	FIELD GOALS Made-Attempts			1-1	2-2		
PASS ATTEMPTS-COMPLETIONS-HAD INTERCEPTED	24-13-0	32-13-2	SAFETIES			1	0		
Average gain per pass play (inc. # thrown passing)	5.0	7.7	FINAL SCORE			17	22		
			TIME OF POSSESSION			24:31	35:29		

### BRONCOS DEFENSIVE STATISTICS

(based on unofficial press box statistics)

PLAYER	UT	A	TT	S-YDS	I-YDS	PD	FF	FR	PLAYER	UT	A	TT	S-YDS	I-YDS	PD	FF	FR
J. Ryan	9	1	10	1-8	0-0	0	0	0	S. Wilson	2	0	2	0-0	0-0	3	0	0
S. Foley	3	2	5	0-0	0-0	0	0	0	G. Kragen	1	1	2	0-0	0-0	0	0	0
R. Hunley	3	2	5	0-0	0-0	1	0	0	K. Woodard	0	2	2	0-0	0-0	0	0	0
F. Gilbert	4	0	4	1-8	0-0	0	0	0	R. Dennison	1	0	1	0-0	0-0	0	0	0
M. Harden	4	0	4	0-0	0-0	0	0	0	L. Wright	1	0	1	0-0	0-0	0	0	0
R. Jones	3	1	4	2-19	0-0	0	0	0	Team	1	0	1	1-4	0-0	0	0	0
K. Mecklenburg	3	1	4	1-5	0-0	0	0	0	M. Haynes	0	1	1	0-0	0-0	0	0	0
T. Jackson	2	2	4	0-0	0-0	0	0	0	D. Comeaux	0	1	1	0-0	0-0	0	0	0
R. Robbins	3	0	3	0-0	0-0	0	0	0	S. Fletcher	0	1	1	0-0	0-0	0	0	0
T. Lilly	2	0	2	0-0	0-0	0	0	0	D. Smith	0	0	0	0-0	0-0	0	0	0
A. Townsend	2	0	2	0-0	0-0	0	0	0	<b>TEAM TOTALS</b>	<b>47</b>	<b>15</b>	<b>62</b>	<b>6-44</b>	<b>0-0</b>	<b>4</b>	<b>0</b>	<b>0</b>



# Pittsburgh 24, Denver 17

Sunday, Dec. 30, 1984 • 2 p.m. MST • Mile High Stadium • Denver

WEATHER: Mostly Sunny, 52°, Wind N 7 mph • ATTENDANCE: 74,981 • TIME: 3:11

## 1984 AFC Divisional Playoff Game

The Denver Broncos, after posting the most regular-season wins in franchise history with a 13-3 record, lost an AFC Divisional Playoff Game to the Pittsburgh Steelers 24-17 in front of 74,981 fans at Mile High Stadium.

Denver had two possessions in the final two minutes of the game with a chance to tie but failed to score as Pittsburgh advanced to the AFC Championship Game.

The Broncos' opportunistic defense recovered two Steelers fumbles in the first quarter. Denver was unable to capitalize on the first takeaway with Rich Karlis missing a 39-yard field goal attempt. Pittsburgh then lost a fumble on its next play, setting up a 9-yard touchdown pass from John Elway to running back Jim Wright that gave the Broncos a 7-0 lead.

Pittsburgh scored on a 28-yard field goal on the first play of the second quarter, and just before halftime, the Steelers took a 10-7 lead on Frank Pollard's 1-yard touchdown run.

Denver tied the game early in the third quarter on a 21-yard Karlis field goal. The Broncos regained their lead midway through the quarter on their next possession, scoring on a 20-yard pass from Elway to wide receiver Steve Watson.

The Steelers answered with a scoring drive of their own, tying the game at 17 on a 10-yard Mark Malone-to-Louis Lipps pass 11:41 into the third quarter.

A turnover by the Broncos late in the game set up the Steelers' game-winning touchdown. Pittsburgh's Eric Williams intercepted an Elway pass and returned it to the Denver 2-yard line with only 2:45 left in the game, and two plays later, Pollard scored on a rush to give the Steelers a 24-17 advantage. Denver couldn't move the ball on its final two possessions as time expired.

Elway finished the game with 184 yards on 19-of-37 passing with two touchdowns and two interceptions. Watson led all players with 177 yards on 11 catches with one touchdown and a long reception of 52 yards.

Pittsburgh's defense limited the Broncos to just 51 yards on 22 carries (2.3 avg.) and held Denver to just 4-of-13 (30.8%) success on third downs.

The Steelers' offense racked up 381 yards of total offense, and Malone completed 17-of-28 passes for 224 yards with one touchdown. Pollard led all players with 99 yards on 16 carries (6.2 avg.) and scored a pair of touchdowns while Walter Abercrombie added 75 yards on 17 carries as part of a Pittsburgh ground game that totaled 169 yards.

### OFFICIALS:

**Referee** — Fred Wyant (11); **Umpire** — Art Demmas (78); **Line Judge** — Vern Marshall (94); **Side Judge** — Royal Cathcart (16); **Head Linesman** — Dale Williams (8); **Back Judge** — Dick Hantak (105); **Field Judge** — Bob Lewis (18).

## DENVER BRONCOS

### OFFENSE

**WR** 85 D. Summers  
**LT** 70 D. Studdard  
**LG** 54 K. Bishop  
**C** 64 B. Bryan  
**RG** 60 P. Howard  
**RT** 76 K. Lanier  
**TE** 88 C. Kay  
**WR** 81 S. Watson  
**RB** 23 S. Winder  
**QB** 7 J. Elway  
**HB** 87 J. Wright

### DEFENSE

**LE** 79 B. Chavous  
**NT** 68 R. Carter  
**RE** 75 R. Jones  
**LOLB** 50 J. Ryan  
**LILB** 55 R. Dennison  
**RILB** 58 S. Busick  
**ROLB** 57 T. Jackson  
**LCB** 20 L. Wright  
**SS** 49 D. Smith  
**FS** 43 S. Foley  
**RCB** 31 M. Harden

**BRONCOS SUBSTITUTIONS:** P 1 C. Norman, K 3 R. Karlis, S 22 T. Lilly, RB 24 R. Parros, DB 28 R. Jackson, RB 33 G. Lang, RB 39 J. Myles, CB 45 S. Wilson, RB 47 G. Wilhite, DB 48 R. Robbins, LB 52 K. Woodard, LB 59 D. Comeaux, DL 61 A. Townsend, G 62 M. Freeman, DE 65 W. Bowyer, NT 66 S. Garnett, T 72 M. Graves, OL 74 W. Hood, DE 77 K. Mecklenburg, WR 80 R. Alexander, WR 84 C. Sampson, LB 98 R. Hunley. **DID NOT PLAY:** QB 8 G. Kubiak, 26 C. Brewer, 67 G. Hyde, 69 B. Manor.

## PITTSBURGH STEELERS

### OFFENSE

**WR** 82 J. Stallworth  
**LT** 63 P. Rostovsky  
**LG** 73 C. Wolfley  
**C** 52 M. Webster  
**RG** 74 T. Long  
**RT** 62 T. Ilkin  
**TE** 81 D. Nelson  
**WR** 83 L. Lipps  
**QB** 16 M. Malone  
**RB** 34 W. Abercrombie  
**FB** 30 F. Pollard

### DEFENSE

**LE** 95 J. Goodman  
**NT** 67 E. Dunn  
**RE** 64 G. Nelson  
**LOLB** 57 M. Merriweather  
**LILB** 50 D. Little  
**RILB** 56 R. Cole  
**ROLB** 53 B. Hinkle  
**LCB** 49 D. Woodruff  
**SS** 41 S. Washington  
**RCB** 31 D. Shell  
**FS** 21 E. Williams

**STEELERS SUBSTITUTIONS:** K 1 G. Anderson, P 5 C. Colquitt, CB 22 R. Woods, TE 23 L. Brown, RB 24 R. Erenberg, RB 26 S. Gillespie, S 28 E. Williams, CB 29 R. Johnson, CB 33 H. Clayton, RB 38 E. Veals, RB 40 A. Corley, LB 54 C. Bigham, LB 59 T. Seabaugh, C 60 R. Rasmussen, T 72 R. Snell, DE 78 M. Catano, WR 80 W. Capers, WR 85 C. Sweeney, WR 87 W. Thompson, LB 90 B. Kohrs, DE K. 92 Gary, DE K. 93 Willis, TE 89 B. Cunningham. **DID NOT PLAY:** QB 10 S. Campbell, QB 19 D. Woodley, G 61 B. Wingle, T 77 S. August.

		1	2	3	4	OT	TOTAL	FIELD GOALS (made ( ) & missed)		
<b>VISITOR</b>	Pittsburgh Steelers	0	10	7	7	—	24	G. Anderson	(28)	40WR 26WL 39WR
<b>HOME</b>	Denver Broncos	7	0	10	0	—	17	R. Karlis	39WR 57S	(21)

Team	Qtr	Clock Time	PLAY DESCRIPTION (Extra Point) (Drive Info)	SCORE Visitor	Home
BRONCOS	1	8:30	J. Wright 9 yd. pass from J. Elway (R. Karlis, kick) (5-22, 2:25)	0	7
STEELERS	2	0:04	G. Anderson 28 yd. Field Goal (12-62, 6:16)	3	7
STEELERS	2	13:46	F. Pollard 1 yd. run (G. Anderson, kick) (8-78, 1:56)	10	7
BRONCOS	3	2:50	R. Karlis 21 yd. Field Goal (4-0, 1:47)	10	10
BRONCOS	3	7:45	S. Watson 20 yd. pass from J. Elway (R. Karlis, kick) (6-46, 3:01)	10	17
STEELERS	3	11:41	L. Lipps 10 yd. pass from M. Malone (G. Anderson, kick) (7-66, 3:46)	17	17
STEELERS	4	13:01	F. Pollard 2 yd. run (G. Anderson, kick) (3-2, 1:36)	24	17

### FINAL INDIVIDUAL STATISTICS

Pittsburgh Steelers										Denver Broncos													
RUSHING	ATT	YDS	AVG	LG	TD					RUSHING	ATT	YDS	AVG	LG	TD								
F. Pollard	16	99	6.2	23	2					S. Winder	15	37	2.5	9	0								
W. Abercrombie	17	75	4.4	18	0					J. Elway	4	16	4.0	13	0								
E. Veals	1	1	1.0	1	0					G. Willhite	1	1	1.0	1	0								
L. Lipps	1	0	0	0	0					R. Parros	1	0	0.0	0	0								
M. Malone	5	-6	-1.2	0	0					S. Watson	1	-3	-3.0	-3	0								
TOTAL	40	169	4.2	23	2					TOTAL	22	51	2.3	13	0								
PASSING	ATT	CMP	YDS	TKD/ YD	TD	LG	IN	Rtg.					PASSING	ATT	CMP	YDS	TKD/ YD	TD	LG	IN	Rtg.		
M. Malone	28	17	224	2/12	1	25	0	97.9					J. Elway	37	19	184	4/37	2	21	2	61.1		
													G. Willhite	1	1	52	0/0	0	52	0	118.8		
TOTAL	28	17	224	2/12	1	25	0	97.9					TOTAL	38	20	236	4/37	2	52	2	67.4		
PASS RECEIVING	NO	YDS	AVG	LG	TD					PASS RECEIVING	NO	YDS	AVG	LG	TD								
L. Lipps	5	86	17.2	25	1					S. Watson	11	177	16.1	52	1								
F. Pollard	4	48	12.0	17	0					S. Winder	4	22	5.5	8	0								
J. Stallworth	3	38	12.7	14	0					J. Wright	2	16	8.0	9	1								
W. Abercrombie	3	18	9.0	6	0					G. Willhite	2	12	6.0	8	0								
B. Cunningham	1	19	19.0	19	0					R. Alexander	1	9	9.0	9	0								
R. Thompson	1	15	15.0	15	0																		
TOTAL	17	224	13.2	25	1					TOTAL	20	236	11.8	52	2								
INTERCEPTIONS	NO	YDS	AVG	LG	TD					INTERCEPTIONS	NO	YDS	AVG	LG	TD								
E. Williams	1	28	28.0	28	0																		
G. Dunn	1	6	6.0	6	0																		
TOTAL	2	34	17.0	28	0					TOTAL	0	0	0.0	—	0								
PUNTING	NO	YDS	AVG	NET	TB	IN20	LG			PUNTING	NO	YDS	AVG	NET	TB	IN20	LG						
C. Colquitt	2	85	42.5	34.0	0	0	46			C. Norman	4	169	42.3	40.0	0	1	51						
(BLOCKED)	1	0	0.0	0.0	0	0	0																
TOTAL	3	85	28.3	25.3	0	0	46			TOTAL	4	169	42.3	40.0	0	1	51						
PUNT RETURNS	NO	YDS	AVG	FC	LG	TD					PUNT RETURNS	NO	YDS	AVG	FC	LG	TD						
L. Lipps	3	9	3.0	0	7	0					G. Willhite	2	17	8.5	0	17	0						
RETURNS	3	9	3.0	0	7	0					RETURNS	2	17	8.5	0	17	0						
KICKOFF RETURNS	NO	YDS	AVG	FC	LG	TD					KICKOFF RETURNS	NO	YDS	AVG	FC	LG	TD						
L. Lipps	3	73	24.3	0	34	0					G. Willhite	2	56	28.0	0	31	0						
R. Erenberg	1	29	29.0	0	29	0																	
RETURNS	4	102	25.5	0	34	0					RETURNS	2	56	28.0	0	31	0						
Pittsburgh Steelers	Own	FUMBLE	Lost	Rec.	Yds	TD	FF	Rec.	Yds	TD	Out Bnds	Denver Broncos	Own	FUMBLE	Lost	Rec.	Yds	TD	FF	Rec.	Yds	TD	Out Bnds
M. Malone	2	2	0	0	0	0	0	0	0	0	0	J. Elway	1	0	1	0	0	0	0	1	0	0	0
L. Lipps	1	0	1	0	0	0	0	0	0	0	0	A. Townsend	0	0	0	0	0	0	0	1	0	0	0
												T. Jackson	0	0	0	0	0	0	0	1	0	0	0
												G. Willhite	1	0	1	0	0	0	0	0	0	0	0
TOTAL	3	2	1	0	0	0	0	0	0	0	0	TOTAL	2	0	2	0	0	0	0	2	0	0	0

### FINAL TEAM STATISTICS

	STEELERS					BRONCOS						STEELERS					BRONCOS				
TOTAL FIRST DOWNS	25					15					PUNTS Number and Average	3-28					4-42				
By Rushing	12					4					Had Blocked	1					0				
By Passing	13					11					FGs - PATs Had Blocked	0-0					0-0				
By Penalty	0					0					TOTAL RETURN YARDAGE (Not Including Kickoffs)	145					73				
THIRD DOWN EFFICIENCY	5-13-39%					4-13-31%					No. and Yards Punt Returns	3-9					2-17				
FOURTH DOWN EFFICIENCY	0-0-0%					0-1-0%					No. and Yards Kickoff Returns	4-102					2-56				
TOTAL NET YARDS	381					250					No. and Yards Interception Returns	2-34					0-0				
Total Offensive Plays (inc. times thrown passing)	70					64					PENALTIES Number and Yards	4-30					1-5				
Average gain per offensive play	5.4					3.9					FUMBLES Number and Lost	3-2					2-0				
NET YARDS RUSHING	169					51					TOUCHDOWNS	3					2				
Total Rushing Plays	40					22					Rushing	2					0				
Average gain per rushing play	4.2					2.3					Passing	1					2				
NET YARDS PASSING	212					199					Returns	0					0				
Times thrown - yards lost attempting to pass	2-12					4-37					EXTRA POINTS Made-Attempts	3-3					2-2				
Gross yards passing	224					236					FIELD GOALS Made-Attempts	1-4					1-3				
PASS ATTEMPTS-COMPLETIONS-HAD INTERCEPTED	28-17-0					38-20-2					SAFETIES	0					0				
Average gain per pass play (inc. # thrown passing)	7.1					4.7					FINAL SCORE	24					17				
											TIME OF POSSESSION	32:52					27:08				

### BRONCOS DEFENSIVE STATISTICS

(based on unofficial press box statistics)																		
PLAYER	UT	A	TT	S-YDS	I-YDS	PD	FF	FR	PLAYER	UT	A	TT	S-YDS	I-YDS	PD	FF	FR	
D. Smith	9	2	11	0-0	0-0	0	0	0	R. Hunley	2	0	2	0-0	0-0	0	0	0	
S. Busick	8	0	8	0-0	0-0	0	0	0	W. Bowyer	1	1	2	0-0	0-0	0	0	0	
L. Wright	8	0	8	0-0	0-0	2	0	0	D. Comeaux	1	1	2	0-0	0-0	0	0	0	
S. Foley	6	2	8	0-0	0-0	1	0	0	K. Mecklenburg	1	1	2	0-0	0-0	0	0	0	
R. Dennison	4	3	7	0-0	0-0	0	0	0	R. Robbins	1	1	2	0-0	0-0	2	0	0	
J. Ryan	4	3	7	1-0	0-0	0	0	0	S. Wilson	1	1	2	0-0	0-0	0	0	0	
R. Jones	5	0	5	1-12	0-0	0	0	0	T. Lilly	1	0	1	0-0	0-0	0	0	0	
M. Harden	4	0	4	0-0	0-0	1	0	0	R. Carter	1	0	1	0-0	0-0	0	0	0	
T. Jackson	2	0	4	0-0	0-0	1	0	1	A. Townsend	0	0	0	0-0	0-0	0	0	1	
B. Chavous	2	0	2	0-0	0-0	0	0	0	TEAM TOTALS	61	17	78	2-12	0-0	7	0	2	



# Seattle 31, Denver 7

Saturday, Dec. 24, 1983 • 1 p.m. PST • Kingdome • Seattle

WEATHER: Indoors • ATTENDANCE: 60,752 • TIME: 2:53

## 1983 AFC Wild Card Playoff Game

The Seattle Seahawks broke open a close contest against the Denver Broncos with two second-half Dave Krieg touchdown passes that propelled them to a 31-7 win in an AFC Wild Card Playoff Game in front of 60,752 fans at the Kingdome.

It didn't take the Seahawks long to get on the scoreboard as they traveled 62 yards on eight plays during their first offensive possession for a touchdown. Krieg connected with Steve Largent on a 17-yard scoring pass for a 7-0 lead with less than five minutes gone in the first quarter.

Later that period, the Broncos came back to tie the game after they mounted a 9-play, 76-yard touchdown drive. The score came on a 13-yard pass from Steve DeBerg to Jesse Myles.

Denver looked poised to take the lead, but Seattle cornerback Kerry Justin intercepted a DeBerg pass on the Broncos' next drive to end the threat. Seattle drove to Denver's 20-yard line, where Norm Johnson converted a 37-yard field goal.

On its next possession, Denver drove to the Seattle 4-yard line, but a fumble by running back Gerald Willhite was recovered by safety Paul Moyer. The Seahawks were able to run out the clock in the first half and hold on to their 10-7 lead.

The second half belonged to the Seahawks. Krieg passed for two more touchdowns and fullback David Hughes ran for another, making the score 31-7.

In the third quarter, Seattle travelled 73 yards on five plays and scored on Krieg's second touchdown pass of the game that went to tight end Pete Metzelaars.

Krieg threw his third touchdown pass of the afternoon early in the fourth quarter to give Seattle a 24-7 lead. He found wide receiver Paul Johns for an 18-yard touchdown strike, which capped a 9-play, 61-yard drive.

The Seahawks' final points came late in the fourth quarter when Hughes scored on a 2-yard run.

Despite totaling 360 yards of offense, Denver could not keep up with Seattle. Three turnovers—interceptions by DeBerg and John Elway along with a fumble by Willhite—proved to be the difference. DeBerg ended the game with 131 yards on 14-of-19 passing, and Elway added 123 yards on 10-of-15 passing in his first career postseason game.

For the Seahawks, Krieg completed 12-of-13 passes for 200 yards with three touchdowns and no interceptions. He finished with a perfect 158.3 passer rating.

### OFFICIALS:

**Referee** — Red Cashion (43); **Umpire** — John Keck (67); **Line Judge** — Dick McKenzie (41); **Side Judge** — Gil Mace (90); **Head Linesman** — Sid Semon (109); **Back Judge** — Don Wedge (28); **Field Judge** — Bob Wortman (84).

## DENVER BRONCOS

### OFFENSE

**WR** 84 C. Sampson  
**LT** 70 D. Studdard  
**LG** 54 K. Bishop  
**C** 64 B. Bryan  
**RG** 60 P. Howard  
**RT** 76 K. Lanier  
**TE** 85 R. Egloff  
**WR** 81 S. Watson  
**QB** 17 S. DeBerg  
**RB** 23 S. Winder  
**FB** 34 N. Poole

### DEFENSE

**LE** 79 B. Chavous  
**NT** 68 R. Carter  
**RE** 75 R. Jones  
**LOLB** 50 J. Ryan  
**RT** 72 D. Latimer  
**RILB** 53 R. Gradishar  
**ROLB** 57 T. Jackson  
**LCB** 20 L. Wright  
**RCB** 31 M. Harden  
**SS** 49 D. Smith  
**FS** 43 S. Foley

**BRONCOS SUBSTITUTIONS:** K 3 R. Karlis, QB 7 J. Elway, P 11 L. Prestridge, CB 21 M. Dupree, DB 28 R. Jackson, S 29 W. Myers, DB 37 S. Trimble, RB 39 J. Myles, CB 45 S. Wilson, HB 46 D. Preston, RB 47 G. Willhite, LB 52 K. Woodward, LB 55 R. Dennison, LB 58 S. Busick, LB 59 D. Comeaux, G 62 T. Glasic, G 63 M. Cooper, DE 65 W. Bowyer, DE 66 B. Manor, T 67 K. Uecker, T 74 J. Baker, LB 77 K. Mecklenburg, DE 78 R. Stachowski, WR 82 Z. Thomas, TE 83 J. Sawyer, TE 88 R. Odoms. **DID NOT PLAY:** QB 8 G. Kubiak.

## SEATTLE SEAHAWKS

### OFFENSE

**TE** 88 P. Metzelaars  
**LT** 64 R. Essink  
**LG** 65 E. Bailey  
**C** 59 B. Bush  
**RG** 61 R. Pratt  
**RT** 76 S. August  
**TE** 87 C. Young  
**WR** 80 S. Largent  
**QB** 17 D. Krieg  
**RB** 28 C. Warner  
**FB** 32 C. Bryant

### DEFENSE

**LE** 79 J. Green  
**NT** 72 J. Nash  
**RE** 77 J. Bryant  
**LOLB** 58 B. Scholtz  
**LILB** 52 J. Norman  
**RILB** 53 K. Butler  
**ROLB** 56 G. Gaines  
**LCB** 26 K. Justin  
**RCB** 22 D. Brown  
**SS** 45 K. Easley  
**FS** 44 J. Harris

**SEAHAWKS SUBSTITUTIONS:** P 8 J. West, K 9 N. Johnson, QB 10 J. Zorn, S 21 P. Moyer, CB 27 G. Johnson, WR 29 H. Jackson, RB 31 Z. Dixon, FB 33 D. Doornink, S 35 D. Dufek, RB 37 E. Lane, CB 42 K. Simpson, FB 46 D. Hughes, LB 51 S. Merriman, LB 57 S. Robinson, LB 63 M. Hicks, G 66 B. Dugan, DE 70 D. Irvin, DT 74 M. Tuiaosopopo, WR 83 C. Castor, DE 84 S. Clancy, WR 85 P. Johns, TE 86 M. Tice, WR 89 B. Walker. **DID NOT PLAY:** WR 55 M. Jackson, C 62 K. Kauahi, G 67 R. McKenzie, T 69 M. Hernandez.

		1	2	3	4	OT	TOTAL	FIELD GOALS (made ( ) & missed)	
VISITOR	Denver Broncos	7	0	0	0	—	7		
HOME	Seattle Seahawks	7	3	7	14	—	31	N. Johnson (37)	
Team	Qtr	Clock Time	PLAY DESCRIPTION (Extra Point) (Drive Info)				SCORE		
SEAHAWKS	1	4:42	S. Largent 17 yd. pass from D. Krieg (N. Johnson, kick) (8-62, 4:33)				0	7	
BRONCOS	1	11:22	J. Myles 13 yd. pass from S. DeBerg (R. Karlis, kick) (9-76, 4:08)				7	7	
SEAHAWKS	2	5:35	N. Johnson 37 yd. Field Goal (9-32, 4:33)				7	10	
SEAHAWKS	3	7:02	P. Metzelaars 5 yd. pass from D. Krieg (N. Johnson, kick) (5-73, 3:19)				7	17	
SEAHAWKS	4	0:04	P. Johns 18 yd. pass from D. Krieg (N. Johnson, kick) (9-61, 4:17)				7	24	
SEAHAWKS	4	5:26	D. Hughes 2 yd. run (N. Johnson, kick) (9-64, 4:43)				7	31	

Final Individual Statistics																			
Denver Broncos										Seattle Seahawks									
Rushing		Att	Yds	Avg	Lg	TD	Rushing		Att	Yds	Avg	Lg	TD						
S. Winder		16	59	3.7	35	0	C. Warner		23	99	4.3	15	0						
N. Poole		7	25	3.6	7	0	D. Hughes		3	16	5.3	9	1						
J. Elway		3	16	5.3	11	0	C. Bryant		5	15	3.0	4	0						
G. Willhite		5	16	3.2	6	0	D. Krieg		3	9	3.0	6	0						
C. Sampson		1	8	8.0	8	0	Z. Dixon		3	4	1.3	5	0						
S. Watson		1	1	1.0	1	0	J. Zorn		1	2	2.0	2	0						
TOTAL		33	125	3.8	35	0	TOTAL		38	145	3.8	15	1						
Passing		Att	Cmp	Yds	Tkd/Yd	TD	Lg	In	Rtg.	Passing		Att	Cmp	Yds	Tkd/Yd	TD	Lg	In	Rtg.
S. DeBerg		19	14	131	2/19	1	22	1	87.8	D. Krieg		13	12	200	2/21	3	41	0	158.3
J. Elway		15	10	123	0/0	0	31	1	64.0										
TOTAL		34	24	254	2/19	1	31	2	77.3	TOTAL		13	12	200	2/21	3	41	0	158.3
Pass Receiving		No		Yds	Avg	Lg	TD	Pass Receiving		No		Yds	Avg	Lg	TD				
J. Myles		7		73	10.4	18	1	S. Largent		4		76	19.0	34	1				
S. Watson		4		51	12.8	22	0	C. Warner		3		22	7.3	9	0				
N. Poole		4		17	4.3	8	0	P. Johns		2		59	29.5	41	1				
C. Sampson		3		52	17.3	31	0	C. Young		2		38	19.0	28	0				
S. Winder		2		13	6.5	11	0	P. Metzelaars		1		5	5.0	5	1				
Z. Thomas		1		19	19.0	19	0												
R. Egloff		1		16	16.0	16	0												
S. Wilson		1		12	12.0	12	0												
G. Willhite		1		1	1.0	1	0												
TOTAL		24		254	10.6	31	1	TOTAL		12		200	16.7	41	3				
Interceptions		No		Yds	Avg	Lg	TD	Interceptions		No		Yds	Avg	Lg	TD				
								K. Justin		1		45	45.0	45	0				
								G. Johnson		1		0	0.0	0	0				
TOTAL		0		0	0.0	—	0	TOTAL		2		45	22.5	45	0				
Punting		No	Yds	Avg	Net	Tb	In20	Lg	Punting		No	Yds	Avg	Net	Tb	In20	Lg		
L. Prestridge		4	191	47.8	33.3	0	0	49	J. West		3	125	41.7	38.3	0	0	47		
TOTAL		4	191	47.8	33.3	0	0	49	TOTAL		3	125	41.7	38.3	0	0	47		
Punt Returns		No	Yds	Avg	Fc	Lg	TD	Punt Returns		No	Yds	Avg	Fc	Lg	TD				
Z. Thomas		3	10	3.3	0	6	0	P. Johns		4	58	14.5	0	19	0				
RETURNS		3	10	3.3	0	6	0	RETURNS		4	58	14.5	0	19	0				
Kickoff Returns		No	Yds	Avg	Fc	Lg	TD	Kickoff Returns		No	Yds	Avg	Fc	Lg	TD				
Z. Thomas		4	81	20.3	0	22	0	Z. Dixon		2	43	21.5	0	31	0				
S. Wilson		2	37	18.5	0	20	0												
RETURNS		6	118	19.7	0	22	0	RETURNS		2	43	21.5	0	31	0				
Denver Broncos										Seattle Seahawks									
Fumbles	Fum	Lost	Rec.	Yds	TD	Opp. Rec.	Yds	TD	Bnds	Fumbles	Fum	Lost	Rec.	Yds	TD	Opp. Rec.	Yds	TD	Bnds
G. Willhite	1	1	0	0	0	0	0	0	0	C. Warner	1	0	0	0	0	0	0	0	0
										P.									

FINAL TEAM STATISTICS									
	BRONCOS		SEAHAWKS			BRONCOS		SEAHAWKS	
TOTAL FIRST DOWNS	21	17	PUNTS Number and Average			4-48	3-42		
By Rushing	5	8	Had Blocked			0	0		
By Passing	14	9	FGs – PATs Had Blocked			0-0	0-0		
By Penalty	2	0	TOTAL RETURN YARDAGE (Not Including Kickoffs)			9-128	8-146		
THIRD DOWN EFFICIENCY	9-17-53%	5-10-50%	No. and Yards Punt Returns			3-10	4-58		
FOURTH DOWN EFFICIENCY	1-2-50%	1-1-100%	No. and Yards Kickoff Returns			6-118	2-43		
TOTAL NET YARDS	360	324	No. and Yards Interception Returns			0-0	2-45		
Total Offensive Plays (inc. times thrown passing)	69	53	PENALTIES Number and Yards			5-35	3-34		
Average gain per offensive play	5.2	6.1	FUMBLES Number and Lost			1-1	1-0		
NET YARDS RUSHING	125	145	TOUCHDOWNS			1	4		
Total Rushing Plays	33	38	Rushing			0	1		
Average gain per rushing play	3.8	3.8	Passing			0	3		
NET YARDS PASSING	235	179	Returns			0	0		
Times thrown – yards lost attempting to pass	2-19	2-21	EXTRA POINTS Made-Attempts			1-1	4-4		
Gross yards passing	254	200	FIELD GOALS Made-Attempts			0-0	1-1		
PASS ATTEMPTS-COMPLETIONS-HAD INTERCEPTED	34-24-2	13-12-0	SAFETIES			0	0		
Average gain per pass play (inc. # thrown passing)	6.5	11.9	FINAL SCORE			7	31		
			TIME OF POSSESSION			30:57	29:03		

BRONCOS DEFENSIVE STATISTICS																	
(based on unofficial press box statistics)																	
PLAYER	UT	A	TT	S-YDS	I-YDS	PD	FF	FR	PLAYER	UT	A	TT	S-YDS	I-YDS	PD	FF	FR
J. Ryan	6	1	7	0-0	0-0	0	0	0	S. Foley	2	3	5	0-0	0-0	0	0	0
S. Bustek	5	1	6	0-0	0-0	0	0	0	R. Jones	2	3	5	0-0	0-0	0	0	0
T. Jackson	5	1	6	0-0	0-0	0	0	0	D. Smith	4	0	4	0-0	0-0	0	0	0
R. Gradishar	4	2	6	0-0	0-0	0	0	0	L. Wright	2	0	2	0-0	0-0	0	0	0
M. Harden	4	2	6	0-0	0-0	0	0	0	K. Woodard	2	0	2	1-11	0-0	0	0	0
B. Chavous	2	4	6	0-0	0-0	0	0	0	B. Manor	1	0	1	1-10	0-0	0	0	0
R. Carter	4	1	5	0-0	0-0	0	0	0	W. Myers	1	0	1	0-0	0-0	0	0	0
D. Latimer	4	1	5	0-0	0-0	0	0	0	TEAM TOTALS	48	19	67	2-21	0-0	0	0	0





# Houston 13, Denver 7

Sunday, Dec. 23, 1979 • 3 p.m. CST • Astrodome • Houston

WEATHER: Indoors • ATTENDANCE: 48,776 • TIME: 2:59

## 1979 AFC Wild Card Playoff Game

Toni Fritsch kicked two field goals that provided the margin of victory as the Houston Oilers played strong second-half defense to defeat the Denver Broncos 13-7 in an AFC Wild Card Playoff Game at the Astrodome in front of 48,776 fans.

Fritsch opened the scoring with a 31-yard first-quarter field goal, which capped an 11-play, 64-yard drive.

Denver came back to take a 7-3 lead later in the opening period on a 7-yard pass from Craig Morton to running back Dave Preston. The scoring drive covered 80 yards on 11 plays.

Houston went ahead to stay on a 3-yard run by Earl Campbell at 14:14 of the second quarter. The scoring drive totaled 74 yards on nine plays, but Campbell was injured on the touchdown run and did not return to action in the second half. Houston took the 10-7 lead into halftime.

After a scoreless third quarter, Denver linebacker Bob Swenson intercepted a Gifford Nielsen pass at the Oilers' 26-yard line midway through the fourth period. However, two sacks of Morton led to a 50-yard field goal attempt by Fred Steinfort that hit the upright.

On the ensuing possession, the Oilers drove for a second field goal by Fritsch, this one from 20 yards that provided the final victory margin for Houston.

Denver drove to the Houston 27-yard line at the 2-minute mark, but the Oilers' defense again rose to the occasion to stifle the threat and secure the win.

Oilers quarterback Dan Pastorini and wide receiver Ken Burrough left the contest due to injuries early in the second half, putting a severe crimp in the Houston attack. But the Broncos were able to move the ball for only 216 yards, and the tenacious Houston defense sacked Morton six times for 40 yards on the afternoon.

Morton finished the game with 144 yards on 14-of-27 passing with one touchdown and one interception. On the ground, Houston's defense held the Broncos to just 51 yards by Otis Armstrong and 29 by Larry Canada. Denver also was limited to 4-of-13 (30.8%) success on third down and was forced to punt six times in the contest.

For Houston, Pastorini threw for 149 yards on 8-of-18 passing with one interception. Campbell rushed for 50 yards on 16 carries and Carpenter added 59 yards on 16 carries.

### OFFICIALS:

**Referee** — Gene Barth (14); **Umpire** — Bob Boylston (101); **Line Judge** — Bill Reynolds (53); **Side Judge** — Royal Cathcart (16); **Head Linesman** — Gil Mace (90); **Back Judge** — Jim Kearney (107); **Field Judge** — Bob Lewis (18).

## DENVER BRONCOS

### OFFENSE

**WR** 80 R. Upchurch  
**LT** 70 D. Studdard  
**LG** 62 T. Glassic  
**C** 64 B. Bryan  
**RG** 60 P. Howard  
**RT** 71 C. Minor  
**TE** 88 R. Odoms  
**WR** 25 H. Moses  
**QB** 7 C. Morton  
**RB** 24 O. Armstrong  
**RB** 32 J. Keyworth

### DEFENSE

**LE** 79 B. Chavous  
**NT** 68 R. Carter  
**RE** 66 B. Manor  
**LOLB** 51 B. Swenson  
**LILB** 59 J. Rizzo  
**RILB** 53 R. Gradishar  
**ROLB** 57 T. Jackson  
**LCB** 20 L. Wright  
**RCB** 43 S. Foley  
**SS** 36 B. Thompson  
**WS** 29 B. Jackson

**BRONCOS SUBSTITUTIONS:** P 11 L. Prestridge, QB 14 N. Weese, K 15 J. Turner, K 19 F. Steinfort, CB 23 C. Pane, RB 30 J. Jensen, RB 35 L. Canada, SS 40 C. West, RB 46. D. Preston, LB 50 J. Ryan, C 55 K. Brown, LB 56 L. Evans, LB 58 R. Nairne, DE 63 J. Grant, G 65 G. Hyde, DT 72 D. Latimer, T 73 K. Clark, WR 81 S. Watson, WR 84 V. Kinney, TE 85 R. Egloff, TE 88 R. Odoms. **DID NOT PLAY:** QB 12 C. Penrose, S 47 G. Atkinson, DE 78 B. Radford.

## HOUSTON OILERS

### OFFENSE

**WR** 00 K. Burrough  
**LT** 74 L. Gray  
**LG** 58 D. Carter  
**C** 55 C. Mauck  
**RG** 60 E. Fisher  
**RT** 70 C. Hayman  
**TE** 86 M. Barber  
**WR** 88 R. Caster  
**QB** 7 D. Pastorini  
**RB** 45 T. Wilson  
**RB** 34 E. Campbell

### DEFENSE

**DE** 69 A. Dorris  
**MG** 78 C. Culp  
**DE** 65 E. Bethea  
**LB** 59 T. Washington  
**LB** 54 G. Bingham  
**LB** 53 A. Stringer  
**LB** 52 R. Brazile  
**CB** 33 J.C. Wilson  
**CB** 27 G. Sternrick  
**SS** 32 V. Perry  
**WS** 37 M. Reinfeldt

**OILERS SUBSTITUTIONS:** QB 12 G. Werkens, QB 14 G. Nielsen, K 16 T. Fritsch, P 18 C. Parsley, DB 20 B. Currier, DB 21 C. Jefferson, RB 26 R. Carpenter, DB 36 C. Hartwig, RB 42 B. Clark, RB 47 R. Coleman, LB 50 D. Hunt, LB 51 T. Thompson, LB 63 S. Baumgartner, DT 67 M. Stenerud, G 68 T. Randall, MG 71 K. Kennard, DE 75 J. Baker, T 76 M. Towns, WR 81 J. Groth, WR 82 M. Renfro, WR 85 R. Ellander, TE 87 C. Rucker. **DID NOT PLAY:** G 64 G. Reihner.

		1	2	3	4	OT	TOTAL	FIELD GOALS (made ( ) & missed)	
<b>VISITOR</b>	Denver Broncos	7	0	0	0	—	7	F. Steinfort	50HU
<b>HOME</b>	Houston Oilers	3	7	0	3	—	13	T. Fritsch	(31) (20)
Team	Qtr	Clock Time	PLAY DESCRIPTION (Extra Point) (Drive Info)					SCORE	
								Visitor	Home
OILERS	1	4:58	T. Fritsch 31 yd. Field Goal (11-64, 4:59)					0	3
BRONCOS	1	11:33	D. Preston 7 yd. pass from C. Morton (J. Turner, kick) (11-80, 6:35)					7	3
OILERS	2	14:14	E. Campbell 3 yd. run (T. Fritsch, kick) (9-74, 1:47)					7	10
OILERS	4	10:42	T. Fritsch 20 yd. Field Goal (6-17, 3:35)					7	13

Final Individual Statistics																			
Denver Broncos										Houston Oilers									
Rushing		Att	Yds	Avg	LG	TD	Rushing			Att	Yds	Avg	LG	TD					
O. Armstrong		12	51	4.3	15	0	R. Carpenter			16	59	3.7	9	0					
L. Canada		4	29	7.2	13	0	E. Campbell			16	50	3.1	9	1					
D. Preston		9	24	2.7	7	0	T. Wilson			8	21	2.6	5	0					
J. Jensen		4	5	1.2	3	0	R. Coleman			2	5	2.5	4						
R. Upchurch		1	3	3.0	3	0													
C. Morton		2	0	0.0	0	0													
TOTAL		32	112	3.5	15	0	TOTAL			42	135	3.2	9	1					
Passing		Att	Cmp	Yds	TD	LG	In	Rtg.	Passing		Att	Cmp	Yds	TD	LG	In	Rtg.		
C. Morton		27	14	144	6/40	1	25	1	64.4	D. Pastorini		18	8	149	1/11	0	41	1	50.0
										G. Nielsen		4	2	9	0/0	0	6	1	16.7
TOTAL		27	14	144	6/40	1	25	1	64.4	TOTAL		22	10	158	1/11	0	41	2	32.0
Pass Receiving		No	Yds	Avg	LG	TD	Pass Receiving		No	Yds	Avg	LG	TD						
D. Preston		4	40	10.0	12	1	T. Wilson		4	53	13.3	20	0						
H. Moses		3	47	15.7	25	0	R. Carpenter		3	26	8.7	13	0						
O. Armstrong		2	22	11.0	13	0	R. Coleman		1	41	41.0	41	0						
R. Odoms		2	3	1.5	3	0	M. Barber		1	31	31.0	31	0						
R. Egloff		1	17	17.0	17	0	E. Campbell		1	7	7.0	7	0						
J. Jensen		1	11	11.0	11	0													
L. Canada		1	4	4.0	4	0													
TOTAL		14	144	10.3	25	1	TOTAL		10	158	15.8	41	0						
Interceptions		No	Yds	Avg	LG	TD	Interceptions		No	Yds	Avg	LG	TD						
B. Thompson		1	12	12.0	12	0	G. Bingham		1	15	15.0	15	0						
B. Swenson		1	0	0.0	0	0													
TOTAL		2	12	6.0	12	0	TOTAL		1	15	15.0	15	0						
Punting		No	Yds	Avg	Net	TB	In20	LG	Punting		No	Yds	Avg	Net	TB	In20	LG		
L. Prestridge		6	266	44.4	37.3	0	3	52	C. Parsley		5	216	43.2	38.2	0	3	49		
TOTAL		6	266	44.4	37.3	0	3	52	TOTAL		5	216	43.2	38.2	0	3	49		
Punt Returns		No	Yds	Avg	FC	LG	TD	Punt Returns		No	Yds	Avg	FC	LG	TD				
R. Upchurch		2	25	12.5	0	17	0	R. Ellender		5	42	8.4	1	17	0				
RETURNS		2	25	12.5	0	17	0	RETURNS		5	42	8.4	1	17	0				
Kickoff Returns		No	Yds	Avg	FC	LG	TD	Kickoff Returns		No	Yds	Avg	FC	LG	TD				
D. Preston		3	56	18.7	0	22	0	C. Hartwig		1	26	26.0	0	26	0				
R. Upchurch		1	27	27.0	0	27	0												
RETURNS		4	83	20.8	0	27	0	RETURNS		1	26	26.0	0	26	0				
Denver Broncos										Houston Oilers									
Fumbles		Fum	Lost	Rec.	Yds	TD	Opp. Rec.		Yds	TD	Bnds	Fumbles		Fum	Lost	Rec.	Yds	TD	Bnds
C. Morton		1	0	1	0	0	0		0	0	0	TOTAL		0	0	0	0	0	0
TOTAL		1	0	1	0	0	0		0	0	0	TOTAL		0	0	0	0	0	0

FINAL TEAM STATISTICS									
	BRONCOS		OILERS			BRONCOS		OILERS	
TOTAL FIRST DOWNS	17	15	PUNTS Number and Average			5-45	5-43		
By Rushing	7	8	Had Blocked			0	0		
By Passing	9	6	FGs – PATS Had Blocked			0-0	0-0		
By Penalty	1	1	TOTAL RETURN YARDAGE (Not Including Kickoffs)			37	57		
THIRD DOWN EFFICIENCY	4-13-31%	7-17-40%	No. and Yards Punt Returns			2-25	5-42		
FOURTH DOWN EFFICIENCY	0-1-0%	0-1-0%	No. and Yards Kickoff Returns			4-83	1-26		
TOTAL NET YARDS	216	282	No. and Yards Interception Returns			2-12	1-15		
Total Offensive Plays (inc. times thrown passing)	65	65	PENALTIES Number and Yards			7-70	2-19		
Average gain per offensive play	3.3	4.3	FUMBLES Number and Lost			1-0	0-0		
NET YARDS RUSHING	112	135	TOUCHDOWNS			1	1		
Total Rushing Plays	32	42	Rushing			0	1		
Average gain per rushing play	3.5	3.2	Passing			1	0		
NET YARDS PASSING	104	147	Returns			0	0		
Times thrown – yards lost attempting to pass	6-40	1-11	EXTRA POINTS Made-Attempts			1-1	1-1		
Gross yards passing	144	158	FIELD GOALS Made-Attempts			0-1	2-2		
PASS ATTEMPTS-COMPLETIONS-HAD INTERCEPTED	27-14-1	22-10-2	SAFETIES			0	0		
Average gain per pass play (inc. # thrown passing)	3.1	6.4	FINAL SCORE			7	13		
			TIME OF POSSESSION			27:38	32:22		

Broncos Defensive Statistics																	
(based on unofficial press box statistics)																	
Player	UT	A	TT	S-YDS	I-YDS	PD	FF	FR	Player	UT	A	TT	S-YDS	I-YDS	PD	FF	FR
R. Gradišhar	12	1	13	0-0	0-0	2	0	0	B. Manor	2	0	2	0-0	0-0	0	0	0
R. Carter	6	4	10	0-0	0-0	0	0	0	J. Rizzo	2	0	2	0-0	0-0	0	0	0
T. Jackson	4	2	6	0-0	0-0	0	0	0	J. Ryan	2	0	2	0-0	0-0	0	0	0
B. Jackson	4	1	5	0-0	0-0	0	0	0	L. Canada	1	0	1	0-0	0-0	0	0	0
B. Chavous	4	0	4	1-11	0-0	0	0	0	L. Evans	1	0	1	0-0	0-0	0	0	0
B. Swenson	4	0	4	0-0	1-0	1	0	0	J. Grant	1	0	1	0-0	0-0	0	0	0
D. Latimer	3	0	3	0-0	0-0	0	0	0	B. Thompson	1	0	1	0-0	1-12	0	0	0
L. Wright	3	0	3	0-0	0-0	2	0	0	C. West	1	0	1	0-0	0-0	0	0	0
S. Foley	2	0	2	0-0	0-0	2	0	0	TEAM TOTALS	53	8	61	1-11	2-12	7	0	0



# Pittsburgh 33, Denver 10

Saturday, Dec. 30, 1978 • 2 p.m. MST • Three Rivers Stadium • Pittsburgh

WEATHER: Light Rain, 33°, Wind S 5 mph • ATTENDANCE: 48,921 • TIME: 3:02

## 1978 AFC Divisional Playoff Game

Two fourth-quarter touchdown passes by Pittsburgh quarterback Terry Bradshaw lifted the Steelers to a 33-10 victory against the Denver Broncos in an AFC Divisional Playoff Game in front of 48,921 fans at Three Rivers Stadium.

Bradshaw threw a 45-yard scoring pass to John Stallworth and a 38-yard touchdown to Lynn Swann in the final period, capping a brilliant performance by the Pittsburgh passer.

The Broncos took a 3-0 lead midway through the first quarter on a 37-yard Jim Turner field goal. The Steelers controlled the game following the score, however, posting 16 unanswered points to build a comfortable lead.

Pittsburgh running back Franco Harris scored his first touchdown of the game on a 1-yard plunge that capped an 8-play, 66-yard drive. After the missed extra point attempt, the Steelers held a 6-3 lead at the 12:27 mark of the first quarter.

The Steelers increased their lead on Harris' second touchdown of the game early in the second quarter. He scored on an 18-yard run that gave Pittsburgh a 13-3 advantage before Roy Gerela's 24-yarder upped its margin to 16-3 later in the quarter.

Denver moved to within six points, 16-10, on a 3-yard Dave Preston touchdown run with two minutes left in the first half. But with just seven seconds remaining in the second quarter, Gerela kicked another field goal, a 27-yarder, that sent the Broncos into the locker room trailing 19-10.

Denver threatened to pull closer in the third quarter, but Turner's 29-yard field goal attempt was blocked.

Early in the fourth quarter, Bradshaw found Stallworth for a 45-yard touchdown pass to cap a 4-play, 71-yard drive. A short time later, Swann hauled in a 38-yard touchdown pass from Bradshaw that put the Steelers ahead 33-10.

Pittsburgh recorded 425 yards of total offense with Bradshaw accounting for 272 through the air. He completed 16-of-29 (55.2%) passes to go along with the two touchdowns. Stallworth led all players with 156 yards on 10 receptions, and Swann finished with 52 yards on two catches.

The eventual World Champion Steelers limited the Broncos' offense to just 218 yards. Broncos quarterback Norris Weese finished the game with 118 yards on 8-of-16 passing and was sacked five times. He also was Denver's leading rusher, accounting for 43 yards on four carries.

### OFFICIALS:

**Referee** — Gene Barth (14); **Umpire** — Gordon Wells (89); **Line Judge** — Bob Beeks (59); **Side Judge** — Royal Cathcart (16); **Head Linesman** — Ed Marion (26); **Back Judge** — John Fouch (45); **Field Judge** — Dick Dolack (31).

## DENVER BRONCOS

### OFFENSE

**WR** 82 J. Dolbin  
**LT** 71 C. Minor  
**LG** 62 T. Glassic  
**C** 64 B. Bryan  
**RG** 60 P. Howard  
**RT** 76 T. Neville  
**TE** 88 R. Odoms  
**WR** 25 H. Moses  
**QB** 7 C. Morton  
**RB** 41 R. Lytle  
**RB** 32 J. Keyworth

### DEFENSE

**LE** 79 B. Chavous  
**NT** 68 R. Carter  
**RE** 77 L. Alzado  
**LOLB** 51 B. Swenson  
**LILB** 59 J. Rizzo  
**RILB** 53 R. Gradishar  
**ROLB** 57 T. Jackson  
**LC** 20 L. Wright  
**RC** 43 S. Foley  
**SS** 36 B. Thompson  
**WS** 29 B. Jackson

**BRONCOS SUBSTITUTIONS:** P 10 B. Dilts, QB 14 N. Weese, K 15 J. Turner, DB 23 C. Pane, DB 27 M. Harvey, RB 33 L. Perrin, RB 35 L. Canada, DB 40 C. West, RB 46 D. Preston, C 50 B. Maples, LB 55 G. Turk, LB 56 L. Evans, LB 58 R. Nairne, DE 63 J. Grant, G 65 G. Hyde, WR 80 R. Upchurch, WR 84 V. Kinney, TE 87 B. Moore. **DID NOT PLAY:** QB 12 C. Penrose, RB 24 O. Armstrong, DE 66 B. Manor, G 67 S. Schindler.

## PITTSBURGH STEELERS

### OFFENSE

**WR** 82 J. Stallworth  
**LT** 55 J. Kolb  
**LG** 57 S. Davis  
**C** 52 M. Webster  
**RG** 74 R. Pinney  
**RT** 79 L. Brown  
**TE** 84 R. Grossman  
**WR** 88 L. Swann  
**QB** 12 T. Bradshaw  
**RB** 20 R. Bleier  
**RB** 32 F. Harris

### DEFENSE

**LE** 68 L. Greenwood  
**LT** 75 J. Greene  
**RT** 64 S. Furness  
**RE** 76 J. Banaszak  
**LLB** 59 J. Ham  
**MLB** 58 J. Lambert  
**RLB** 56 R. Cole  
**LCB** 29 R. Johnson  
**RCB** 47 M. Blount  
**SS** 31 D. Shell  
**FS** 23 M. Wagner

**STEELERS SUBSTITUTIONS:** P 5 C. Colquitt, K 10 R. Gerela, QB 15 M. Kruczek, DB 21 T. Dungy, DB 25 R. Oldham, DB 30 L. Anderson, RB 35 J. Deloplain, RB 38 S. Thornton, RB 39 R. Moser, LB 51 L. Toews, LB 53 D. Winston, DE 65 T. Beasley, T 66 T. Petersen, DT 67 G. Dunn, DE 69 F. Anderson, G 72 G. Mullins, G 77 S. Courson, DE 78 D. White, WR 83 T. Bell, WR 86 J. Smith, TE 87 J. Mandich. **DID NOT PLAY:** QB 18 C. Stoudt, TE 89 B. Cunningham.

		1	2	3	4	OT	TOTAL	FIELD GOALS (made ( ) & missed)	
<b>VISITOR</b>	Denver Broncos	3	7	0	0	—	10	J. Turner	(37) 29B
<b>HOME</b>	Pittsburgh Steelers	6	13	0	14	—	33	R. Gerela	(24) (27)
Team	Qtr	Clock Time	PLAY DESCRIPTION (Extra Point) (Drive Info)					SCORE	
								Visitor	Home
BRONCOS	1	9:10	J. Turner 37 yd. Field Goal (5-6, 3:41)					3	0
STEELERS	1	12:27	F. Harris 1 yd. run (kick failed) (8-66, 3:17)					3	6
STEELERS	2	1:36	F. Harris 18 yd. run (R. Gerela, kick) (4-43, 2:05)					3	13
STEELERS	2	8:54	R. Gerela 24 yd. Field Goal (8-38, 3:20)					3	16
BRONCOS	2	13:04	D. Preston 3 yd. run (J. Turner, kick) (4-49, 2:00)					10	16
STEELERS	2	14:53	R. Gerela 27 yd. Field Goal (7-45, 1:49)					10	19
STEELERS	4	3:29	J. Stallworth 45 yd. pass from T. Bradshaw (R. Gerela, kick) (4-71, 2:14)					10	26
STEELERS	4	4:03	L. Swann 38 yd. pass from T. Bradshaw (R. Gerela, kick) (2-29, 0:21)					10	33

Final Individual Statistics																							
Denver Broncos													Pittsburgh Steelers										
Rushing		Att	Yds	Avg	LG	TD	Rushing						Att		Yds	Avg	LG	TD					
N. Weese		4	43	10.7	12	0	F. Harris						24	105	4.4	18	2						
D. Preston		4	14	3.5	10	1	R. Bleier						8	26	3.2	8	0						
J. Keyworth		6	12	2.0	5	0	R. Moser						2	6	3.0	3	0						
R. Lytle		5	6	1.2	4	0	T. Bradshaw						2	4	2.0	4	0						
L. Perrin		6	6	1.0	8	0	S. Thornton						2	4	2.0	3	0						
O. Armstrong		1	3	3.0	3	0	J. Deloplaine						1	4	4.0	4	0						
L. Canada		1	3	3.0	3	0	J. Smith						1	4	4.0	4	0						
TOTAL		27	87	3.2	12	1	TOTAL						40	153	3.8	18	2						
Passing		Att	CMP	Yds	TD	LG	IN	Rtg.	Passing						Att	CMP	Yds	TD	LG	IN	Rtg.		
N. Weese		16	8	118	5/30	0	28	0	74.5	T. Bradshaw						29	16	272	0/0	2	45	1	95.8
C. Morton		5	3	34	1/7	0	19	0	80.4														
B. Diits		1	1	16	0/0	0	16	0	118.8														
TOTAL		22	12	168	6/37	0	28	0	79.4	TOTAL						29	16	272	0/0	2	45	1	95.8
Pass Receiving				NO	YDS	AVG	LG	TD	Pass Receiving								NO	YDS	AVG	LG	TD		
J. Dolbin				4	77	19.3	28	0	J. Stallworth								10	156	15.6	45	1		
H. Moses				2	33	16.5	19	0	R. Grossman								4	64	16.0	22	0		
D. Preston				2	19	9.5	16	0	L. Swann								2	52	26.0	38	1		
L. Perrin				2	16	8.0	11	0															
R. Odoms				1	24	24.0	24	0															
R. Lytle				1	-1	-1.0	-1	0															
TOTAL				12	168	14.0	28	0	TOTAL								16	272	17.0	45	2		
Interceptions				NO	YDS	AVG	LG	TD	Interceptions								NO	YDS	AVG	LG	TD		
B. Swenson				1	4	4.0	4	0															
B. Thompson				0	6	6.0	6	0															
TOTAL				1	10	10.0	6	0	TOTAL								0	0	0.0	—	0		
Punting		NO	YDS	AVG	NET	TB	IN20	LG	Punting						NO	YDS	AVG	NET	TB	IN20	LG		
B. Diits		6	204	34.0	29.3	0	1	43	C. Colquitt						2	72	36.0	21.0	0	1	38		
TOTAL		6	204	34.0	29.3	0	1	43	TOTAL						2	72	36.0	21.0	0	1	38		
Punt Returns				NO	YDS	AVG	FC	LG	TD	Punt Returns								NO	YDS	AVG	FC	LG	TD
R. Upchurch				2	30	15.0	0	22	0	T. Bell								3	7	2.3	1	4	0
										J. Deloplaine								1	21	21.0	0	21	0
										J. Smith								0	0	0.0	1	0	0
RETURNS				2	30	15.0	0	22	0	RETURNS								4	28	7.0	2	21	0
Kickoff Returns				NO	YDS	AVG	FC	LG	TD	Kickoff Returns								NO	YDS	AVG	FC	LG	TD
R. Upchurch				3	47	15.7	0	24	0	L. Anderson								2	57	28.5	0	30	0
L. Perrin				1	18	18.0	0	18	0	S. Thornton								1	8	8.0	0	8	0
J. Keyworth				1	5	5.0	0	5	0														
C. Pane																							

FINAL TEAM STATISTICS						
	BRONCOS		STEELERS			
TOTAL FIRST DOWNS	15	24			PUNTS Number and Average	6-34 2-36
By Rushing	5	9			Had Blocked	0 0
By Passing	8	11			FGs – PATs Had Blocked	1-0 0-0
By Penalty	2	4			TOTAL RETURN YARDAGE (Not Including Kickoffs)	110 93
THIRD DOWN EFFICIENCY	3-14-21%	6-14-43%			No. and Yards Punt Returns	2-30 4-28
FOURTH DOWN EFFICIENCY	1-2-50%	3-4-75%			No. and Yards Kickoff Returns	6-70 3-65
TOTAL NET YARDS	218	425			No. and Yards Interception Returns	1-10 0-0
Total Offensive Plays (inc. times thrown passing)	55	69			PENALTIES Number and Yards	8-104 11-88
Average gain per offensive play	3.9	6.1			FUMBLES Number and Lost	2-2 4-1
NET YARDS RUSHING	87	153			TOUCHDOWNS	1 4
Total Rushing Plays	27	40			Rushing	1 2
Average gain per rushing play	3.2	3.8			Passing	0 2
NET YARDS PASSING	131	272			EXTRA POINTS Made-Attempts	1-1 3-4
Times thrown – yards lost attempting to pass	6-37	0-0			FIELD GOALS Made-Attempts	1-2 2-2
Gross yards passing	168	272			FINAL SCORE	10 33
PASS ATTEMPTS-COMPLETIONS-HAD INTERCEPTED	22-12-0	29-16-1			TIME OF POSSESSION	29:39 30:21
Average gain per pass play (inc. # thrown passing)	4.8	9.4				

Broncos Defensive Statistics																	
(based on unofficial press box statistics)																	
Player	UT	A	TT	S-YDS	I-YDS	PD	FF	FR	Player	UT	A	TT	S-YDS	I-YDS	PD	FF	FR
R. Gradishar	8	5	13	0-0	0-0	0	0	0	J. Grant	3	1	4	0-0	0-0	0	0	0
S. Foley	7	2	9	0-0	0-0	1	0	0	B. Manor	3	1	4	0-0	0-0	0	0	0
B. Swenson	6	3	9	0-0	1-4	1	0	0	B. Thompson	3	1	4	0-0	0-6	1	0	0
J. Rizzo	6	2	8	0-0	0-0	0	0	0	R. Carter	2	1	3	0-0	0-0	0	0	0
L. Wright	5	1	6	0-0	0-0	1	0	0	B. Jackson	2	1	3	0-0	0-0	1	1	0
A. Alzado	4	0	4	0-0	0-0	0	0	0	G. Turk	2	0	2	0-0	0-0	0	0	0
T. Jackson	4	2	6	0-0	0-0	1	0	1	C. West	1	0	1	0-0	0-0	0	0	0
B. Chavous	3	2	5	0-0	0-0	0	0	0	D. Latimer	1	0	1	0-0	0-0	0	0	0
L. Evans	3	1	4	0-0	0-0	0	0	0	TEAM TOTALS	63	25	88	0-0	1-10	6	1	1



# Dallas 27, Denver 10

Sunday, Jan. 15, 1978 • 5:17 p.m. CST • Louisiana Superdome • New Orleans

WEATHER: Indoors • ATTENDANCE: 76,400 • TIME: 3:32

## Super Bowl XII



The Dallas Cowboys evened their Super Bowl record at 2-2 by defeating the Denver Broncos 27-10 in Super Bowl XII before a sellout crowd of 76,400 fans at the Louisiana Superdome and 90 million television viewers, the largest audience ever to watch a sporting event at the time.

Dallas converted two interceptions by safety Randy Hughes and cornerback Aaron Kyle into 10 points in the first quarter. Efen Herrera added a 43-yard field goal in the second quarter to give the Cowboys a 13-0 halftime advantage.

The Denver offense struggled through the first two quarters. Playing in their first-ever Super Bowl, the Broncos ended the opening half with five giveaways (3 fumbles, 2 interceptions) on their final five possessions.

The Broncos came back momentarily to start the third quarter when Craig Morton engineered a drive to the Cowboys' 30-yard line, where Jim Turner booted a 47-yard field goal to make the score 13-3. After an exchange of punts, Dallas wide receiver Butch Johnson made a spectacular diving catch in the end zone to complete a 45-yard pass from Roger Staubach and put the Cowboys ahead 20-3 at 8:01 of the third quarter.

On the ensuing kickoff, the momentum swung back to the Broncos when Rick Upchurch returned the kick 67 yards to the Dallas 26. Norris Weese relieved Morton at quarterback on the second play of the series with Morton, who was intercepted only eight times during the regular season, having thrown a Super Bowl-record four interceptions in the contest. Weese provided a spark, guiding the Broncos to a touchdown (1-yard run by Rob Lytle) that cut the Dallas lead to 20-10 with 5:39 left in the third.

But Dallas clinched the victory when running back Robert Newhouse threw a 29-yard touchdown pass to Golden Richards on an option play at 7:56 of the fourth quarter.

The Cowboys' offense totaled 325 yards while their defense limited the Broncos to 156 yards for an average of 2.7 yards per play. Dallas also won the time-of-possession battle by posting a 38:34-to-21:26 advantage.

Staubach completed 17-of-25 (68.0%) passes for 183 yards with one touchdown for a 102.6 passer rating. Defensive end Harvey Martin and defensive tackle Randy White, who were named co-MVPs, led a Cowboys defense that posted eight takeaways (4 fumbles, 4 interceptions) for the game.

### OFFICIALS:

**Referee** — Jim Tunney (32); **Umpire** — Joe Connell (57); **Line Judge** — Art Holst (33); **Head Linesman** — Tony Veteri (36); **Back Judge** — Ray Douglas (5); **Field Judge** — Bob Wortman (84).

## DENVER BRONCOS

### OFFENSE

**WR** 82 J. Dolbin  
**LT** 74 A. Maurer  
**LG** 62 T. Glassic  
**C** 52 M. Montler  
**RG** 60 P. Howard  
**RT** 71 C. Minor  
**TE** 88 R. Odoms  
**WR** 25 H. Moses  
**QB** 27 C. Morton  
**RB** 24 O. Armstrong  
**RB** 32 J. Keyworth

### DEFENSE

**LE** 79 B. Chavous  
**NT** 68 R. Carter  
**RE** 77 L. Alzado  
**LOLB** 51 B. Swenson  
**LILB** 59 J. Rizzo  
**RILB** 53 R. Gradishar  
**ROLB** 57 T. Jackson  
**LCB** 20 L. Wright  
**RCB** 43 S. Foley  
**SS** 36 B. Thompson  
**FS** 29 B. Jackson

**BRONCOS SUBSTITUTIONS:** P 10 B. Diltz, QB 14 N. Weese, K 15 J. Turner, DB 21 R. Polt, RB 30 J. Jensen, RB 35 L. Perrin, DB 40 R. Rich, RB 41 R. Lytle, C 50 B. Maples, LB 55 G. Turk, LB 56 L. Evans, LB 58 R. Nairne, DE 63 J. Grant, G 65 G. Hyde, DE 66 B. Manor, DT 70 P. Smith, T 73 H. Allison, WR 80 R. Upchurch, TE 85 R. Egloff, WR 86 J. Schultz. **DID NOT PLAY:** QB 12 C. Penrose. **INACTIVE:** DB 26 L. Riley, G 67 S. Schindler.

## DALLAS COWBOYS

### OFFENSE

**WR** 86 B. Johnson  
**LT** 73 R. Neely  
**LG** 68 H. Scott  
**C** 62 J. Fitzgerald  
**RG** 64 T. Rafferty  
**RT** 67 P. Donovan  
**TE** 89 B. DuPree  
**WR** 88 D. Pearson  
**QB** 12 R. Staubach  
**RB** 33 T. Dorsett  
**RB** 44 R. Newhouse

### DEFENSE

**LE** 72 E. Jones  
**LT** 75 J. Pugh  
**RT** 54 R. White  
**RE** 79 H. Martin  
**LLB** 56 T. Henderson  
**MLB** 53 B. Breunig  
**RLB** 50 D.D. Lewis  
**LCB** 31 B. Barnes  
**RCB** 25 A. Kyle  
**SS** 41 C. Waters  
**FS** 43 C. Harris

**COWBOYS SUBSTITUTIONS:** K 1 E. Herrera, QB/P 11 D. White, DB 20 M. Renfro, RB 21 D. Dennison, RB 26 P. Pearson, RB 35 S. Laidlaw, RB 36 L. Brinson, S 42 R. Hughes, CB 46 M. Washington, LB 57 B. Huther, LB 58 M. Hegman, LB 59 G. Brown, OL 61 J. Cooper, DL 63 L. Cole, DE 65 D. Stalls, G 66 B. Lawless, T 70 R. Wright, T 71 A. Frederick, DL 77 B. Gregory, WR 80 T. Hill, WR 83 G. Richards. **INACTIVE:** QB 18 G. Careno, TE 87 J. Saldi.

		1	2	3	4	OT	TOTAL	FIELD GOALS (made ( ) & missed)			
VISITOR	Dallas Cowboys	10	3	7	7	—	27	E. Herrera	(35)	(43)	43WL 32WR 44WL
HOME	Denver Broncos	0	0	10	0	—	10	J. Turner	(47)		

Team	Qtr	Clock Time	PLAY DESCRIPTION (Extra Point) (Drive Info)	SCORE Visitor	Home
COWBOYS	1	10:31	T. Dorsett 3 yd. run (E. Herrera, kick) (5-25, 2:40)	7	0
COWBOYS	1	13:29	E. Herrera 35 yd. Field Goal (6-17, 1:56)	10	0
COWBOYS	2	3:44	E. Herrera 43 yd. Field Goal (8-32, 3:31)	13	0
BRONCOS	3	2:28	J. Turner 47 yd. Field Goal (9-35, 2:28)	13	3
COWBOYS	3	8:01	B. Johnson 45 yd. pass from R. Staubach (E. Herrera, kick) (6-58, 2:29)	20	3
BRONCOS	3	9:21	R. Lytle 1 yd. run (J. Turner, kick) (5-26, 1:20)	20	10
COWBOYS	4	7:56	G. Richards 29 yd. pass from R. Newhouse (E. Herrera, kick) (1-29, 0:07)	27	10

### FINAL INDIVIDUAL STATISTICS

Dallas Cowboys											Denver Broncos																						
RUSHING	ATT	YDS	AVG	LG	TD	RUSHING	ATT	YDS	AVG	LG	TD	RUSHING	ATT	YDS	AVG	LG	TD	RUSHING	ATT	YDS	AVG	LG	TD										
T. Dorsett	15	66	4.4	19	1	R. Lytle	10	35	3.5	16	1	O. Armstrong	7	27	3.9	18	0	J. Jensen	1	16	16.0	16	0										
R. Newhouse	14	55	3.9	10	0	N. Weese	3	26	8.7	10	0	J. Keyworth	5	9	1.8	6	0	L. Perrin	3	8	2.7	4	0										
D. White	1	13	13.0	13	0																												
P. Pearson	3	11	3.7	5	0																												
R. Staubach	3	6	2.0	5	0																												
S. Laidlaw	1	1	1.0	1	0																												
B. Johnson	1	-9	-9.0	-9	0																												
TOTAL	38	143	3.8	19	1	TOTAL	29	121	4.2	18	1	TOTAL	29	121	4.2	18	1	TOTAL	29	121	4.2	18	1										
PASSING	ATT	CMP	YDS	TD	LG	INT	Rtg.	PASSING	ATT	CMP	YDS	TD	LG	INT	Rtg.	PASSING	ATT	CMP	YDS	TD	LG	INT	Rtg.										
R. Staubach	25	17	183	5/35	1	45	0	C. Morton	15	4	39	2/20	0	21	4	0.0	R. Staubach	25	17	183	5/35	1	45	0									
D. White	2	1	5	0/0	0	5	0	N. Weese	10	4	22	2/6	0	9	0	47.9	D. White	2	1	5	0/0	0	5	0									
R. Newhouse	1	1	29	0/0	1	29	0										R. Newhouse	1	1	29	0/0	1	29	0									
TOTAL	28	19	217	5/35	2	45	0	TOTAL	25	8	61	4/26	0	21	4	1.7	TOTAL	28	19	217	5/35	2	45	0									
PASS RECEIVING	NO	YDS	AVG	LG	TD	PASS RECEIVING	NO	YDS	AVG	LG	TD	PASS RECEIVING	NO	YDS	AVG	LG	TD	PASS RECEIVING	NO	YDS	AVG	LG	TD										
P. Pearson	5	37	7.4	11	0	J. Dolbin	2	24	12.0	15	0	P. Pearson	5	37	7.4	11	0	J. Dolbin	2	24	12.0	15	0										
B. DuPree	4	66	16.5	19	0	R. Odoms	2	9	4.5	10	0	B. DuPree	4	66	16.5	19	0	R. Odoms	2	9	4.5	10	0										
R. Newhouse	3	-1	-0.3	5	0	H. Moses	1	21	21.0	21	0	R. Newhouse	3	-1	-0.3	5	0	H. Moses	1	21	21.0	21	0										
B. Johnson	2	53	26.5	45	1	R. Upchurch	1	9	9.0	9	0	B. Johnson	2	53	26.5	45	1	R. Upchurch	1	9	9.0	9	0										
G. Richards	2	38	19.0	29	1	J. Jensen	1	5	5.0	5	0	G. Richards	2	38	19.0	29	1	J. Jensen	1	5	5.0	5	0										
T. Dorsett	2	11	5.5	15	0	L. Perrin	1	-7	-7.0	-7	0	T. Dorsett	2	11	5.5	15	0	L. Perrin	1	-7	-7.0	-7	0										
D. Pearson	1	13	13.0	13	0							D. Pearson	1	13	13.0	13	0																
TOTAL	19	217	11.4	45	2	TOTAL	8	61	7.6	21	0	TOTAL	19	217	11.4	45	2	TOTAL	8	61	7.6	21	0										
INTERCEPTIONS	NO	YDS	AVG	LG	TD	INTERCEPTIONS	NO	YDS	AVG	LG	TD	INTERCEPTIONS	NO	YDS	AVG	LG	TD	INTERCEPTIONS	NO	YDS	AVG	LG	TD										
M. Washington	1	27	27.0	27	0							M. Washington	1	27	27.0	27	0																
A. Kyle	1	19	19.0	19	0							A. Kyle	1	19	19.0	19	0																
B. Barnes	1	0	0.0	0	0							B. Barnes	1	0	0.0	0	0																
R. Hughes	1	0	0.0	0	0							R. Hughes	1	0	0.0	0	0																
TOTAL	4	46	11.5	27	0	TOTAL	0	0	0.0	—	0	TOTAL	4	46	11.5	27	0	TOTAL	0	0	0.0	—	0										
PUNTING	NO	YDS	AVG	NET	TB	IN20	LG	PUNTING	NO	YDS	AVG	NET	TB	IN20	LG	PUNTING	NO	YDS	AVG	NET	TB	IN20	LG										
D. White	5	208	41.6	37.2	0	0	53	B. Dilts	4	153	38.2	33.3	1	1	46	D. White	5	208	41.6	37.2	0	0	53										
TOTAL	5	208	41.6	37.2	0	0	53	TOTAL	4	153	38.2	33.3	1	1	46	TOTAL	5	208	41.6	37.2	0	0	53										
PUNT RETURNS	NO	YDS	AVG	FC	LG	TD	PUNT RETURNS	NO	YDS	AVG	FC	LG	TD	PUNT RETURNS	NO	YDS	AVG	FC	LG	TD	PUNT RETURNS	NO	YDS	AVG	FC	LG	TD						
T. Hill	1	0	0.0	1	0	0	R. Upchurch	3	22	7.3	0	8	0	T. Hill	1	0	0.0	1	0	0	R. Upchurch	3	22	7.3	0	8	0						
							J. Schultz	1	0	0.0	0	0	0								J. Schultz	1	0	0.0	0	0	0						
RETURNS	1	0	0.0	1	0	0	RETURNS	4	22	5.5	0	8	0	RETURNS	1	0	0.0	1	0	0	RETURNS	4	22	5.5	0	8	0						
KICKOFF RETURNS	NO	YDS	AVG	FC	LG	TD	KICKOFF RETURNS	NO	YDS	AVG	FC	LG	TD	KICKOFF RETURNS	NO	YDS	AVG	FC	LG	TD	KICKOFF RETURNS	NO	YDS	AVG	FC	LG	TD						
B. Johnson	2	29	14.5	0	15	0	R. Upchurch	3	94	31.3	0	67	0	B. Johnson	2	29	14.5	0	15	0	R. Upchurch	3	94	31.3	0	67	0						
L. Brinson	1	22	22.0	0	22	0	J. Schultz	2	62	31.0	0	37	0	L. Brinson	1	22	22.0	0	22	0	J. Schultz	2	62	31.0	0	37	0						
							J. Jensen	1	17	17.0	0	17	0								J. Jensen	1	17	17.0	0	17	0						
RETURNS	3	51	17.0	0	22	0	RETURNS	6	173	28.8	0	67	0	RETURNS	3	51	17.0	0	22	0	RETURNS	6	173	28.8	0	67	0						
Dallas Cowboys	Own	Fumbles	Lost	Rec.	Yds	TD	Opp. Rec.	Yds	TD	Out Bnds	Dallas Cowboys	Own	Fumbles	Lost	Rec.	Yds	TD	Opp. Rec.	Yds	TD	Out Bnds	Dallas Cowboys	Own	Fumbles	Lost	Rec.	Yds	TD	Opp. Rec.	Yds	TD	Out Bnds	
B. Johnson	2	0	2	0	0	0	0	0	0	0	B. Johnson	1	1	0	0	0	0	0	0	0	0	0	B. Johnson	2	0	2	0	0	0	0	0	0	0
T. Hill	1	0	1	0	0	0	0	0	0	0	T. Hill	1	0	0	0	0	0	0	0	0	0	0	T. Hill	1	0	1	0	0	0	0	0	0	0
R. Dorsett	1	1	0	0	0	0	0	0	0	0	R. Dorsett	1	1	0	0	0	0	0	0	0	0	0	R. Dorsett	1	1	0	0	0	0	0	0	0	0
B. DuPree	1	1	0	0	0	0	0	0	0	0	B. DuPree	1	1	0	0	0	0	0	0	0	0	0	B. DuPree	1	1	0	0	0	0	0	0	0	0
R. Staubach	1	0	0	0	0	0	0	0	0	0	R. Staubach	1	0	0	0	0	0	0	0	0	0	0	R. Staubach	1	0	0	0	0	0	0	0	0	0
J. Fitzgerald	0	0	1	0	0	0	0	0	0	0	J. Fitzgerald	0	0	0	0	0	0	0	0	0	0	0	J. Fitzgerald	0	0	1	0	0	0	0	0	0	0
B. Huther (1-0), R. Hughes (2-21) and A. Kyle (1-0) had opponent recoveries																																	
TOTAL	6	2	4	0	0	0	0	4	4	0	TOTAL	4	4	0	0	0	0	2	0	0	0	TOTAL	6	2	4	0	0	0	0	4	4	0	

FINAL TEAM STATISTICS										
COWBOYS					BRONCOS					
TOTAL FIRST DOWNS	17		11		PUNTS Number and Average		5-42		4-38	
By Rushing	8		8		Had Blocked		0		0	
By Passing	8		1		FGs - PATs Had Blocked		0-0		0-0	
By Penalty	1		2		TOTAL RETURN YARDAGE (Not Including Kickoffs)		97		97	
THIRD DOWN EFFICIENCY	6-171-35%		3-14-21%		No. and Yards Punt Returns		1-0		4-22	
FOURTH DOWN EFFICIENCY	1-1-100%		3-4-75%		No. and Yards Kickoff Returns		3-31		6-17-3	
TOTAL NET YARDS	325		156		No. and Yards Interception Returns		4-46		0-0	
Total Offensive Plays (inc. times thrown passing)	71		58		PENALTIES Number and Yards		12-94		8-60	
Average gain per offensive play	4.6		2.7		FUMBLES Number and Lost		6-2		4-4	
NET YARDS RUSHING	143		121		TOUCHDOWNS		3		1	
Total Rushing Plays	38		29		Rushing		1		1	
Average gain per rushing play	3.8		4.2		Passing		2		0	
NET YARDS PASSING	182		35		Returns		0		0	
Times thrown - yards lost attempting to pass	5-35		4-26		EXTRA POINTS Made-Attempts		3-3		1-1	
Gross yards passing	217		61		FIELD GOALS Made-Attempts		2-3		0-0	
PASS ATTEMPTS-COMPLETIONS-HAD INTERCEPTED	28-19-0		25-8-4		SAFETIES		0		1	
Average gain per pass play (inc. # thrown passing)	6.6		2.1		FINAL SCORE		27		10	
					TIME OF POSSESSION		38:34		21:26	

### FINAL TEAM STATISTICS

	COWBOYS		BRONCOS			COWBOYS		BRONCOS	
TOTAL FIRST DOWNS	17	11			PUNTS Number and Average	5-42	4-38		
By Rushing	8	8			Had Blocked	0	0		
By Passing	8	1			FGs - PATs Had Blocked	0-0	0-0		
By Penalty	1	2			TOTAL RETURN YARDAGE (Not Including Kickoffs)	97	195		
THIRD DOWN EFFICIENCY	6-171-35%	3-14-21%			No. and Yards Punt Returns	1-0	4-22		
FOURTH DOWN EFFICIENCY	1-1-100%	3-4-75%			No. and Yards Kickoff Returns	3-51	6-173		
TOTAL NET YARDS	325	156			No. and Yards Interception Returns	4-46	0-0		
Total Offensive Plays (inc. times thrown passing)	71	58			PENALTIES Number and Yards	12-94	8-60		
Average gain per offensive play	4.6	2.7			FUMBLES Number and Lost	6-2	4-4		
NET YARDS RUSHING	143	121			TOUCHDOWNS	3	1		
Total Rushing Plays	38	29			Rushing	3	1		
Average gain per rushing play	3.8	4.2			Passing	2	0		
NET YARDS PASSING	182	35			Returns	0	0		
Times thrown - yards lost attempting to pass	5-35	4-26			EXTRA POINTS Made-Attempts	3-3	1-1		
Gross yards passing	217	61			FIELD GOALS Made-Attempts	2-5	1-1		
PASS ATTEMPTS-COMPLETIONS-HAD INTERCEPTED	28-19-0	25-8-4			SAFETIES	27	10		
Average gain per pass play (inc. # thrown passing)	6.6	2.1			FINAL SCORE	27	10		
					TIME OF POSSESSION	38:34	21:26		

### BRONCOS DEFENSIVE STATISTICS

(based on unofficial press box statistics)

PLAYER	UT	A	TT	S-YDS	I-YDS	PD	FF	FR	PLAYER	UT	A	TT	S-YDS	I-YDS	PD	FF	FR
J. Rizzo	6	3	9	0-0	0-0	1	0	0	P. Smith	2	1	3	0-0	0-0	0	0	0
R. Carter	6	2	8	2-10	0-0	0	0	1	B. Chavous	2	0	2	0-0	0-0	0	0	0
R. Gradišar	5	3	8	0-0	0-0	1	0	0	J. Grant	2	0	2	0-0	0-0	0	0	0
T. Jackson	7	0	7	1-9	0-0	1	0	1	S. Foley	1	1	2	0-0	0-0	0	0	0
L. Alzado	6	1	7	2-16	0-0	0	0	0	R. Politi	1	1	2	0-0	0-0	0	0	0
B. Jackson	5	2	7	0-0	0-0	1	0	0	R. Rich	1	1	2	0-0	0-0	0	0	0
B. Swenson	4	2	6	0-0	0-0	1	0	0	B. Manor	1	0	1	0-0	0-0	0	0	0
B. Thompson	3	2	5	0-0	0-0	2	0	0	R. Nairne	1	0	1	0-0	0-0	0	0	0
L. Wright	3	2	5	0-0	0-0	2	0	0	TEAM TOTALS	56	21	77	5-35	0-0	9	0	2





# Denver 20, Oakland 17

Sunday, Jan. 1, 1978 • 12 p.m. MST • Mile High Stadium • Denver

WEATHER: Mostly Sunny, 18°, Wind NE 3 mph • ATTENDANCE: 74,982 • TIME: 2:55

## 1977 AFC Championship Game

Denver quarterback Craig Morton threw two touchdown passes to wide receiver Haven Moses that helped the Broncos defeat the defending Super Bowl champion Oakland Raiders 20-17 in the AFC Championship Game in front of 74,982 fans at Mile High Stadium.

Morton completed 10-of-20 (50.0%) passes for 224 yards with two touchdowns and one interception, guiding the Broncos to their first-ever Super Bowl berth. The win was the Broncos' second against the Raiders in three meetings with the club during the 1977 season.

The Raiders scored on their initial possession when Errol Mann kicked a 20-yard field goal to end an 18-play, 54-yard drive 10:34 into the first quarter. Morton connected with Moses for the Broncos' first touchdown two plays later on a 74-yard scoring pass, giving Denver a 7-3 advantage. Despite several Raiders comeback attempts, the Broncos did not surrender the lead for the remainder of the game.

Denver took advantage of two costly Oakland turnovers to increase its lead in the second half. Defensive end Brisson Manor recovered running back Clarence Davis' fumble at the Oakland 17, and running back Jon Keyworth scored from the 1-yard line to increase the Broncos' lead to 14-3 at 6:23 of the third quarter.

Oakland quarterback Ken Stabler found tight end Dave Casper for the first of two scoring passes, a 7-yarder, to narrow the Denver lead to 14-10 with 39 seconds elapsed in the final period. On Oakland's next possession, linebacker Bob Swenson intercepted a Stabler pass to put the Broncos in position for another score. Morton then threw a 12-yard touchdown pass to Moses for the Broncos' final score at 7:17 of the period, giving the club a 20-10 advantage.

Oakland finished the scoring on its next series when Stabler threw a 17-yard touchdown pass to Casper with less than four minutes to play. Denver controlled the ball for the final 3:08 and gave Red Miller the AFC title in his first year as head coach.

Moses, a 10-year veteran, led all players with 168 yards on five catches (33.6 avg.) with two touchdowns. On the ground, Denver ran 37 times and used a balanced attack to gain 91 yards with Lonnie Perrin leading the way (11 carries, 42 yards).

The Denver defense, which was No. 1 in the NFL against the run during the regular season, held the Raiders to 94 rushing yards (2.6 avg.) and limited Oakland to just 204 passing yards while adding one interception and one sack.

### OFFICIALS:

Referee — Chuck Heberling (46); Umpire — Ralph Morcroft (15);  
Line Judge — Bruce Alford (24); Head Linesman — Ed Marion (26);  
Back Judge — Stan Javie (29); Field Judge — Arman Terzian (23).

## DENVER BRONCOS

### OFFENSE

WR 82 J. Dolbin  
LT 74 A. Maurer  
LG 62 T. Glassic  
C 52 M. Montler  
RG 60 P. Howard  
RT 71 C. Minor  
TE 88 R. Odoms  
WR 25 H. Moses  
QB 7 C. Morton  
RB 41 R. Lytle  
RB 32 J. Keyworth

### DEFENSE

DE 79 B. Chavous  
NT 68 R. Carter  
DE 77 L. Alzado  
LB 53 R. Gradishar  
LB 51 B. Swenson  
LB 57 T. Jackson  
LB 59 J. Rizzo  
LCB 20 L. Wright  
RCB 43 S. Foley  
S 36 B. Thompson  
S 29 B. Jackson

**BRONCOS SUBSTITUTIONS:** P 10 B. Dilts, QB 14 N. Weese, K 15 J. Turner, DB 21 R. Polt, RB 24 O. Armstrong, RB 30 J. Jensen, RB 35 L. Perrin, DB 40 R. Rich, RB 41 R. Lytle, C 50 B. Maples, LB 55 G. Turk, LB 56 L. Evans, LB 58 R. Nairne, DE 63 J. Grant, G 65 G. Hyde, DE 66 B. Manor, G 67 S. Schindler, DT 70 P. Smith, WR 80 R. Upchurch, TE 85 R. Egloff, WR 86 J. Schultz. **DID NOT PLAY:** QB 12 C. Penrose. **INACTIVE:** DB 26 L. Riley, T 73 H. Allison.

## OAKLAND RAIDERS

### OFFENSE

WR 21 C. Branch  
LT 78 A. Shell  
LG 63 G. Upshaw  
C 50 D. Dalby  
RG 64 G. Buehler  
RT 70 H. Lawrence  
TE 87 D. Casper  
WR 25 F. Biletnikoff  
QB 12 K. Stabler  
RB 28 C. Davis  
RB 30 M. van Eeghen

### DEFENSE

LE 72 J. Matuszak  
ME 74 D. Rowe  
RE 60 O. Sistrunk  
LB 52 F. Rice  
LB 58 M. Johnson  
LB 39 W. Hall  
LB 83 T. Hendricks  
CB 37 L. Hayes  
CB 24 W. Brown  
S 26 S. Thomas  
S 32 J. Tatum

**RAIDERS SUBSTITUTIONS:** P 1 R. Guy, QB 11 D. Humm, K 14 E. Mann, DB 20 N. Colzie, DB 22 J. Warren, RB 29 H. Ginn, RB 31 C. Garrett, RB 35 T. Robiskie, RB 40 P. Banaszak, DB 42 S. Jackson, TE 46 W. Bankston, WR 49 Siani, LB 52 F. Rice, LB 56 J. Barnes, LB 57 R. McClanahan, G 65 M. Marvin, C 66 S. Sylvestre, DE 67 P. Toomay, DT 76 M. McCoy, WR 81 M. Bradshaw. **DID NOT PLAY:** QB 15 M. Rae, G 75 Vella. **INACTIVE:** LB 53 R. Martin, TE 88 T. Kwalick.

		1	2	3	4	OT	TOTAL	FIELD GOALS (made ( ) & missed)		
VISITOR	Oakland Raiders	3	0	0	14	—	17	E. Mann	(20)	19HU
HOME	Denver Broncos	7	0	7	6	—	20	J. Turner	40WL	21 WR 44WL
Team	Qtr	Clock Time	PLAY DESCRIPTION (Extra Point) (Drive Info)				SCORE			
RAIDERS	1	10:34	E. Mann 20 yd. Field Goal (18-54, 7:44)				3	0		
BRONCOS	1	11:01	H. Moses 74 yd. pass from C. Morton (J. Turner, kick) (2-69, 0:27)				3	7		
BRONCOS	3	6:23	J. Keyworth 1 yd. run (J. Turner, kick) (4-17, 1:48)				3	14		
RAIDERS	4	0:39	D. Casper 7 yd. pass from K. Stabler (E. Mann, kick) (6-48, 2:25)				10	14		
BRONCOS	4	7:17	H. Moses 12 yd. pass from C. Morton (pass failed) (3-17, 1:29)				10	20		
RAIDERS	4	11:44	D. Casper 17 yd. pass from K. Stabler (E. Mann, kick) (8-74, 4:17)				17	20		

Final Individual Statistics																			
Oakland Raiders										Denver Broncos									
Rushing	Att	Yds	Avg	Lg	Td	Rushing	Att	Yds	Avg	Lg	Td								
M. van Egghen	20	71	3.6	13	0	L. Perrin	11	42	3.8	10	0								
P. Banaszak	7	22	3.1	9	0	R. Lytle	7	26	3.7	8	0								
C. Davis	9	1	0.1	6	0	J. Keyworth	8	19	2.4	7	1								
						O. Armstrong	7	16	2.3	8									
						J. Jensen	1	2	2.0	2	0								
						C. Morton	2	-4	-2.0	-2	0								
						H. Moses	1	-10	-10.0	-10	0								
TOTAL	36	94	2.6	13	0	TOTAL	37	91	2.5	10	1								
Passing	Att	Cmp	Yds	TD	Int	Rtg	Passing	Att	Cmp	Yds	TD	Int	Rtg						
K. Stabler	35	17	215	1/11	2	26	1	75.3	C. Morton	20	10	224	1/7	2	74	1	102.9		
TOTAL	35	17	215	1/11	2	26	1	75.3	TOTAL	20	10	224	1/7	2	74	1	102.9		
Pass Receiving	No	Yds	Avg	Lg	Td	Pass Receiving	No	Yds	Avg	Lg	Td								
D. Casper	5	71	14.2	26	2	H. Moses	5	168	33.6	74	2								
F. Biletnikoff	4	38	9.5	15	0	L. Perrin	2	20	10.0	16	0								
C. Branch	3	59	19.7	24	0	J. Jensen	1	20	20.0	20	0								
M. van Egghen	2	8	4.0	5	0	R. Odoms	1	13	13.0	13	0								
M. Bradshaw	1	25	25.0	25	0	J. Keyworth	1	3	3.0	3	0								
M. Siani	1	12	12.0	12	0														
P. Banaszak	1	2	2.0	2	0														
TOTAL	17	215	12.6	26	2	TOTAL	10	224	22.4	74	2								
Interceptions	No	Yds	Avg	Lg	Td	Interceptions	No	Yds	Avg	Lg	Td								
F. Rice	1	11	11.0	11	0	B. Swenson	1	14	14.0	14	0								
TOTAL	1	11	11.0	11	0	TOTAL	1	14	14.0	14	0								
Punting	No	Yds	Avg	Net	Tb	In20	Lg	Punting	No	Yds	Avg	Net	Tb	In20	Lg				
R. Guy	5	180	36.0	25.6	2	0	44	B. Dilts	4	163	40.8	39.5	0	1	55				
TOTAL	5	180	36.0	25.6	2	0	44	TOTAL	4	163	40.8	39.5	0	1	55				
Punt Returns	No	Yds	Avg	Fc	Lg	Td	Punt Returns	No	Yds	Avg	Fc	Lg	Td						
C. Garrett	2	5	2.5	0	5	0	R. Upchurch	2	12	6.0	0	9	0						
RETURNS	2	5	2.5	0	5	0	RETURNS	2	12	6.0	0	9	0						
Kickoff Returns	No	Yds	Avg	Fc	Lg	Td	Kickoff Returns	No	Yds	Avg	Fc	Lg	Td						
C. Garrett	3	111	37.0	0	62	0	R. Upchurch	2	33	16.5	0	18	0						
C. Davis	1	25	25.0	0	25	0	J. Schultz	1	20	20.0	0	20	0						
							R. Lytle	1	14	14.0	0	14	0						
RETURNS	4	136	34.0	0	62	0	RETURNS	4	67	16.8	0	20	0						
Oakland Raiders Fumbles	Fum	Lost	Rec.	Yds	Td	Opp. Rec.	Yds	Td	Out Bnds	Denver Broncos Fumbles	Fum	Lost	Rec.	Yds	Td	Opp. Rec.	Yds	Td	Out Bnds
C. Davis	1	1	0	0	0	0	0	0	0	B. Manor	0	0	0	0	0	1	0	0	0
C. Garrett	1	1	0	0	0	0	0	0	0	L. Evans	0	0	0	0	0	1	0	0	0
TOTAL	2	2	0	0	0	0	0	0	0	TOTAL	0	0	0	0	0	2	0	0	0

FINAL TEAM STATISTICS									
	RAIDERS		BRONCOS			RAIDERS		BRONCOS	
TOTAL FIRST DOWNS	20	16	PUNTS Number and Average			5-36	4-41		
By Rushing	6	6	Had Blocked			0	0		
By Passing	11	8	FGs – PATs Had Blocked			0-0	0-0		
By Penalty	3	2	TOTAL RETURN YARDAGE (Not Including Kickoffs)			152	93		
THIRD DOWN EFFICIENCY	7-16-44%	5-13-39%	No. and Yards Punt Returns			2-5	2-12		
FOURTH DOWN EFFICIENCY	1-1-100%	0-0-0%	No. and Yards Kickoff Returns			4-136	4-67		
TOTAL NET YARDS	298	308	No. and Yards Interception Returns			1-11	1-14		
Total Offensive Plays (inc. times thrown passing)	72	58	PENALTIES Number and Yards			2-6	8-46		
Average gain per offensive play	4.1	5.3	FUMBLES Number and Lost			2-2	0-0		
NET YARDS RUSHING	94	91	TOUCHDOWNS			2	3		
Total Rushing Plays	36	37	Rushing			0	1		
Average gain per rushing play	2.6	2.5	Passing			2	2		
NET YARDS PASSING	204	217	Returns			0	0		
Times thrown – yards lost attempting to pass	1-11	1-7	EXTRA POINTS Made-Attempts			2-2	2-3		
Gross yards passing	215	224	FIELD GOALS Made-Attempts			1-2	0-3		
PASS ATTEMPTS-COMPLETIONS-HAD INTERCEPTED	35-17-1	20-10-1	SAFETIES			0	0		
Average gain per pass play (inc. # thrown passing)	5.7	10.3	FINAL SCORE			17	20		
			TIME OF POSSESSION			32:59	27:01		

BRONCOS DEFENSIVE STATISTICS																	
(based on unofficial press box statistics)																	
PLAYER	UT	A	TT	S-YDS	I-YDS	PD	FF	FR	PLAYER	UT	A	TT	S-YDS	I-YDS	PD	FF	FR
R. Gradishar	4	4	8	0-0	0-0	2	0	0	T. Jackson	4	1	5	0-0	0-0	0	0	0
L. Alzado	5	2	7	0-0	0-0	0	0	0	L. Wright	3	0	3	0-0	0-0	0	0	0
B. Jackson	6	0	6	0-0	0-0	0	0	0	B. Chavous	2	1	3	0-0	0-0	1	0	0
J. Rizzo	4	2	6	0-0	0-0	1	0	0	S. Foley	2	0	2	0-0	0-0	7	0	0
B. Swenson	4	2	6	0-0	1-14	0	0	0	L. Evans	1	0	1	0-0	0-0	0	0	1
R. Carter	3	3	6	1-11	0-0	0	0	0	R. Nairne	0	1	1	0-0	0-0	0	0	0
J. Grant	5	0	5	0-0	0-0	0	0	0	B. Manor	0	0	0	0-0	0-0	1	0	1
B. Thompson	5	0	5	0-0	0-0	0	0	0	TEAM TOTALS	48	16	64	1-11	1-14	13	0	1



# Denver 34, Pittsburgh 21

Sunday, Dec. 24, 1977 • 2 p.m. MST • Mile High Stadium • Denver

WEATHER: Sunny, 43°, Wind E 9 mph • ATTENDANCE: 75,011 • TIME: 3:15

## 1977 AFC Divisional Playoff Game

After ties at 7, 14 and 21, Jim Turner kicked a 44-yard field goal in the fourth quarter that put Denver ahead to stay as the Broncos beat the Pittsburgh Steelers 34-21 in an AFC Divisional Playoff Game in front of 75,011 fans at Mile High Stadium.

Denver, in its first-ever playoff game, took a 7-0 lead when running back Rob Lytle broke through the Steelers' defense to score on a 7-yard run midway through the first quarter. The score came four plays after a Steelers punt was blocked by John Schultz and recovered at Pittsburgh's 17-yard line.

Pittsburgh pulled even in the second quarter when quarterback Terry Bradshaw scampered in for a 1-yard score. Later in the period, linebacker Tom Jackson recovered a fumble at Pittsburgh's 10-yard line that set up a 10-yard touchdown run by Otis Armstrong on the next play to give Denver a 14-7 lead. The teams entered halftime tied at 14 after Franco Harris scored on a 1-yard touchdown run late in the second quarter.

The Broncos regained the lead, 21-14, when Riley Odums hauled in a 30-yard pass from Craig Morton for a third-quarter touchdown. Pittsburgh answered early in the fourth quarter with a 1-yard touchdown pass from Bradshaw to Larry Brown.

Midway through the final quarter, Denver went on top to stay on the strength of a 44-yard field goal by Turner. On their next drive, the Broncos opened up a 6-point lead when Turner hit a 25-yard field goal with just less than six minutes left in the game. Denver then put the contest out of reach when Morton tossed his second touchdown of the game on a strike to Jack Dolbin from 34 yards out. The score was set up after Jackson intercepted his second pass of the game, giving the Broncos the ball on Pittsburgh's 33-yard line.

Morton finished the game completing 11-of-23 passes for 164 yards with two touchdowns as the Broncos racked up 258 yards of offense against one of the NFL's top defenses. Odums led all players with five receptions for 43 yards, and Moses chipped in 45 receiving yards on two catches.

Denver's "Orange Crush" defense kept the Steelers off balance all game, holding Bradshaw to just 177 passing yards on 19-of-37 attempts and intercepting him three times. Jackson posted three takeaways (2 interceptions, 1 fumble) while Broncos safety Billy Thompson registered a team-high 13 tackles, including 10 solo stops, to help the club earn the first postseason win in franchise history.

### OFFICIALS:

**Referee** — Gene Barth (14); **Umpire** — Paul Trepinski (22); **Line Judge** — Royal Cathcart (16); **Head Linesman** — Frank Glover (85); **Back Judge** — Bob Rice (80); **Field Judge** — Ed Merrifield (76).

## DENVER BRONCOS

### OFFENSE

**WR** 25 H. Moses  
**LT** 74 A. Maurer  
**LG** 62 T. Glassic  
**C** 52 M. Montler  
**RG** 60 P. Howard  
**RT** 71 C. Minor  
**TE** 88 R. Odums  
**WR** 82 J. Dolbin  
**QB** 7 C. Morton  
**RB** 41 R. Lytle  
**RB** 32 J. Keyworth

### DEFENSE

**LE** 79 B. Chavous  
**NT** 68 R. Carter  
**RE** 77 L. Alzado  
**LB** 51 B. Swenson  
**LB** 53 R. Gradishar  
**LB** 57 T. Jackson  
**LB** 59 J. Rizzo  
**LCB** 20 L. Wright  
**RCB** 43 S. Foley  
**S** 36 B. Thompson  
**S** 29 B. Jackson

**BRONCOS SUBSTITUTIONS:** P 10 B. Dilts, QB 14 N. Weese, K 15 J. Turner, DB 21 R. Polti, RB 24 O. Armstrong, RB 30 J. Jensen, DB 40 R. Rich, RB 41 R. Lytle, C 50 B. Maples, LB 55 G. Turk, LB 56 L. Evans, LB 58 R. Nairne, DE 63 J. Grant, G 65 G. Hyde, DE 66 B. Manor, G 67 S. Schindler, DT 70 P. Smith, WR 80 R. Upchurch, TE 85 R. Egloff, WR 86 J. Schultz. **DID NOT PLAY:** QB 12 C. Penrose, RB 35 L. Perrin. **INACTIVE:** DB 26 L. Riley, T 73 H. Allison.

## PITTSBURGH STEELERS

### OFFENSE

**WR** 82 J. Stallworth  
**LT** 57 S. Davis  
**LG** 55 J. Kolb  
**C** 52 M. Webster  
**RG** 50 J. Clack  
**RT** 74 R. Pinney  
**TE** 79 L. Brown  
**WR** 88 L. Swann  
**QB** 12 T. Bradshaw  
**RB** 20 R. Bleier  
**RB** 32 F. Harris

### DEFENSE

**LE** 64 S. Furness  
**LT** 75 J. Greene  
**RT** 63 E. Holmes  
**RE** 78 D. White  
**LB** 59 J. Ham  
**LB** 56 J. Lambert  
**LB** 51 L. Toews  
**CB** 24 J.T. Thomas  
**CB** 45 J. Allen  
**S** 31 D. Shell  
**S** 27 G. Edwards

**STEELERS SUBSTITUTIONS:** K 10 R. Gerela, QB 16 N. Graff, P 17 R. Engles, DB 21 T. Dungy, RB 28 A. Maxson, DB 29 B. Sexton, RB 38 S. Thornton, RB 46 R. Harrison, LB 53 D. Winston, LB 54 D. LaCrosse, LB 56 R. Cole, LB 60 B. Cousino, T 66 T. Peterson, DE 68 L. Greenwood, G 72 G. Mullins, T 74 R. Pinney, TE 84 R. Grossman, WR 85 E. Pough, WR 86 J. Smith, TE 89 B. Cunningham. **DID NOT PLAY:** WR 43 F. Lewis, CB 47 M. Blount. **INACTIVE:** QB 18 C. Stoudt, RB 36 J. Delaplaine.

		1	2	3	4	OT	TOTAL	FIELD GOALS (made ( ) & missed)		
VISITOR	Pittsburgh Steelers	0	14	0	7	—	21	J. Turner (44) (25)		
HOME	Denver Broncos	7	7	7	13	—	34			
Team	Qtr	Clock Time	PLAY DESCRIPTION (Extra Point) (Drive Info)				SCORE			
BRONCOS	1	8:47	R. Lytle 7 yd. run (J. Turner, kick) (4-17, 1:56)				0	7		
STEELERS	2	5:59	T. Bradshaw 1 yd. run (R. Gerela, kick) (11-56, 5:10)				7	7		
BRONCOS	2	10:45	O. Armstrong 10 yd. run (J. Turner, kick) (1-10, 0:04)				7	14		
STEELERS	2	13:19	F. Harris 1 yd. run (R. Gerela, kick) (9-65, 2:35)				14	14		
BRONCOS	3	13:36	R. Odoms 30 yd. pass from C. Morton (J. Turner, kick) (4-41, 1:01)				14	21		
STEELERS	4	4:05	L. Brown 1 yd. pass from T. Bradshaw (R. Gerela, kick) (4-61, 1:42)				21	21		
BRONCOS	4	7:43	J. Turner 44 yd. Field Goal (7-39, 3:29)				21	24		
BRONCOS	4	9:50	J. Turner 25 yd. Field Goal (4-2, 1:36)				21	27		
BRONCOS	4	13:16	J. Dolbin 34 yd. pass from C. Morton (J. Turner, kick) (2-33, 0:13)				21	34		

## Denver Broncos

RUSHING										RUSHING													
	ATT	YDS	AVG	LG	TD		ATT	YDS	AVG	LG	TD												
F. Harris	28	92	3.3	20	1	O. Armstrong	11	44	4.0	29	1												
T. Bradshaw	4	21	5.3	11	1	R. Lytle	12	26	2.2	7	1												
R. Bleier	7	14	2.0	5	0	J. Keyworth	5	20	4.4	6	0												
						J. Jensen	4	13	3.3	5	0												
						C. Morton	5	0	0.0	6	0												
TOTAL	39	127	3.3	20	2	TOTAL	37	103	2.8	29	2												
PASSING												PASSING											
	ATT	CMP	YDS	TKD/ YD	TD	LG	IN	Rtg.		ATT	CMP	YDS	TKD/ YD	TD	LG	IN	Rtg.						
T. Bradshaw	37	19	177	0/0	1	48	3	40.0	C. Morton	23	11	164	1/9	2	34	0	100.6						
TOTAL	37	19	177	0/0	1	48	3	40.0	TOTAL	23	11	164	1/9	2	34	0	100.6						
PASS RECEIVING												PASS RECEIVING											
	NO	YDS	AVG	LG	TD		NO	YDS	AVG	LG	TD												
J. Stallworth	4	80	20.0	48	0	R. Odoms	5	43	8.6	30	1												
F. Harris	4	20	5.0	12	0	H. Moses	2	45	22.5	27	0												
B. Cunningham	3	42	14.0	19	0	J. Jensen	2	33	16.5	29	0												
A. Maxson	3	11	3.7	10	0	J. Dolbin	1	34	34.0	34	1												
R. Bleier	2	10	5.0	7	0	O. Armstrong	1	9	9.0	9	0												
R. Grossman	1	7	7.0	7	0																		
L. Swann	1	6	6.0	6	0																		
L. Brown	1	1	1.0	1	1																		
TOTAL	19	177	9.3	48	1	TOTAL	11	164	14.9	34	2												
INTERCEPTIONS												INTERCEPTIONS											
	NO	YDS	AVG	LG	TD		NO	YDS	AVG	LG	TD												
						T. Jackson	2	49	24.5	32													
						B. Jackson	1	15	15.0	15	0												
TOTAL	0	0	0.0	—	0	TOTAL	3	64	21.3	32	0												
PUNTING												PUNTING											
	NO	YDS	AVG	NET	TB	IN20	LG		NO	YDS	AVG	NET	TB	IN20	LG								
R. Engles	5	204	40.8	38.4	0	0	55	B. Ditts	5	188	37.6	31.4	0	1	41								
TOTAL	5	204	40.8	38.4	0	0	55	TOTAL	5	188	37.6	31.4	0	1	41								
PUNT RETURNS												PUNT RETURNS											
	NO	YDS	AVG	FC	LG	TD		NO	YDS	AVG	FC	LG	TD										
J. Smith	4	31	7.8	1	17	0	B. Thompson	2	5	2.5	0	3	0										
							J. Schultz	1	4	4.0	0	4	0										
							R. Upchurch	1	3	3.0	1	3	0										
RETURNS	4	31	7.8	1	17	0	RETURNS	4	12	3.0	1	4	0										
KICKOFF RETURNS												KICKOFF RETURNS											
	NO	YDS	AVG	FC	LG	TD		NO	YDS	AVG	FC	LG	TD										
J. Smith	4	80	20.0	0	34	0	R. Upchurch	3	58	19.3	0	26	0										
A. Maxson	1	24	24.0	0	24	0	J. Schultz	1	27	27.0	0	27	0										
RETURNS	5	104	20.8	0	34	0	RETURNS	4	85	21.3	0	27	0										
Pittsburgh Steelers												Denver Broncos											
FUMBLES	Own	Rec.	Yds	TD	FF	Rec.	Yds	TD	Out	FUMBLES	Own	Rec.	Yds	TD	FF	Rec.	Yds	TD	Out				
B. Cunningham	1	0	1	0	0	0	0	0	0	R. Gradishar	1	0	0	0	0	1	5	0	0				
F. Harris	1	1	0	0	0	0	0	0	0	T. Jackson	0	0	1	25	0	0	0	0	0				
J. Greene	0	0	0	0	0	1	0	0	0	J. Keyworth	1	1	0	0	0	0	0	0	0				
										B. Thompson	1	0	0	0	0	0	0	0	0				
										S. Foley	0	0	1	0	0	0	0	0	0				
										L. Alzado	0	0	0	0	0	1	0	0	0				
TOTAL	2	1	1	0	0	0	1	0	0	TOTAL	3	1	2	25	0	1	5	0	0				

STEELERS    BRONCOS

TOTAL FIRST DOWNS	18	15	PUNTS Number and Average	6-34	5-38
By Rushing	10	5	Had Blocked	1	0
By Passing	8	9	FGs – PATs Had Blocked	0-0	0-0
By Penalty	0	1	TOTAL RETURN YARDAGE (Not Including Kickoffs)	135	161
THIRD DOWN EFFICIENCY	11-22-50%	4-13-31%	No. and Yards Pun Return	4-31	4-12
FOURTH DOWN EFFICIENCY	1-2-50%	0-1-0%	No. and Yards Kickoff Returns	5-104	4-85
TOTAL NET YARDS	304	258	No. and Yards Interception Returns	0-0	3-64
Total Offensive Plays (inc. times thrown passing)	76	61	PENALTIES Number and Yards	10-67	3-20
Average gain per offensive play	4.0	4.2	FUMBLES Number and Lost	2-1	3-1
NET YARDS RUSHING	127	103	TOUCHDOWNS	3	4
Total Rushing Plays	39	37	Rushing	2	2
Average gain per rushing play	3.3	2.8	Passing	1	2
NET YARDS PASSING	177	155	Returns	0	0
Times thrown – yards lost attempting to pass	0-0	1-9	EXTRA POINTS Made-Attempts	3-3	4-4
Gross yards passing	177	164	FIELD GOALS Made-Attempts	0-0	2-2
PASS ATTEMPTS-COMPLETIONS-HAD INTERCEPTED	37-19-3	23-11-0	SAFETIES	0	0
Average gain per pass play (inc. # thrown passing)	4.8	6.5	FINAL SCORE	21	34
			TIME OF POSSESSION	34:26	25:34

*(based on unofficial press box statistics)*

PLAYER	UT	A	TT	S-YDS	I-YDS	PD	FF	FR	PLAYER	UT	A	TT	S-YDS	I-YDS	PD	FF	FR
B. Thompson	10	3	13	0-0	0-0	1	0	0	R. Nairne	2	1	3	0-0	0-0	0	0	0
R. Gradishar	5	5	10	0-0	0-0	1	0	0	R. Rich	1	2	3	0-0	0-0	0	0	0
T. Jackson	7	1	8	0-0	0-0	2	0	1	P. Smith	1	1	2	0-0	0-0	0	0	0
E. Rizzo	5	2	7	0-0	0-0	1	0	0	G. Turk	1	1	2	0-0	0-0	0	0	0
B. Swenson	4	2	6	0-0	0-0	0	0	0	J. Grant	0	2	2	0-0	0-0	0	0	0
B. Jackson	4	1	5	0-0	1-15	1	0	0	R. Carter	1	0	1	0-0	0-0	0	0	0
L. Alzado	3	2	5	0-0	0-0	0	1	0	B. Manor	1	0	1	0-0	0-0	0	0	0
B. Chavous	4	0	4	0-0	0-0	0	0	0	R. Polti	1	0	1	0-0	0-0	1	0	0
L. Wright	3	0	3	0-0	0-0	2	0	0	TEAM TOTALS	53	23	76	0-0	3-64	8	1	1

**INDIVIDUAL & TEAM RECORDS**







# YEAR-BY-YEAR HEAD COACHES/RECORDS

Season	Coach	W	L	T	Pct.
1960	Frank Filchok	4	9	1	
1961	Frank Filchok	3	11	0	
	<b>Filchok's totals</b>	<b>7</b>	<b>20</b>	<b>1</b>	<b>.268</b>
1962	Jack Faulkner	7	7	0	
1963	Jack Faulkner	2	11	1	
1964	Jack Faulkner	0	4	0	
	<b>Faulkner's totals</b>	<b>9</b>	<b>22</b>	<b>1</b>	<b>.297</b>
1964	Mac Speedie	2	7	1	
1965	Mac Speedie	4	10	0	
1966	Mac Speedie	0	2	0	
	<b>Speedie's totals</b>	<b>6</b>	<b>19</b>	<b>1</b>	<b>.250</b>
1966	Ray Malavasi	4	8	0	
	<b>Malavasi's totals</b>	<b>4</b>	<b>8</b>	<b>0</b>	<b>.333</b>
1967	Lou Saban	3	11	0	
1968	Lou Saban	5	9	0	
1969	Lou Saban	5	8	1	
1970	Lou Saban	5	8	1	
1971	Lou Saban	2	6	1	
	<b>Saban's totals</b>	<b>20</b>	<b>42</b>	<b>3</b>	<b>.331</b>
1971	Jerry Smith	2	3	0	
	<b>Smith's totals</b>	<b>2</b>	<b>3</b>	<b>0</b>	<b>.400</b>
1972	John Ralston	5	9	0	
1973	John Ralston	7	5	2	
1974	John Ralston	7	6	1	
1975	John Ralston	6	8	0	
1976	John Ralston	9	5	0	
	<b>Ralston's totals</b>	<b>34</b>	<b>33</b>	<b>3</b>	<b>.507</b>
1977	Red Miller	12	1	0	
	Playoffs	10	6	0	
1978	Red Miller	0	1	0	
	Playoffs	10	6	0	
1979	Red Miller	0	1	0	
	Playoffs	8	8	0	
1980	Red Miller	40	22	0	
	<b>Miller's regular season totals</b>	<b>40</b>	<b>22</b>	<b>0</b>	<b>.645</b>
	<b>Miller's overall totals</b>	<b>42</b>	<b>25</b>	<b>0</b>	<b>.627</b>
1981	Dan Reeves	10	6	0	
1982	Dan Reeves	9	7	0	
1983	Dan Reeves	0	1	0	
	Playoffs	13	3	0	
1984	Dan Reeves	0	1	0	
	Playoffs	11	5	0	
1985	Dan Reeves	11	5	0	
1986	Dan Reeves	2	1	0	
	Playoffs	10	4	1	
1987	Dan Reeves	8	8	0	
1988	Dan Reeves	11	5	0	
1989	Dan Reeves	2	1	0	
	Playoffs	5	11	0	
1990	Dan Reeves	12	4	0	
1991	Dan Reeves	8	8	0	
	Playoffs	110	73	1	
1992	Dan Reeves	110	73	1	
	<b>Reeves' regular season totals</b>	<b>110</b>	<b>73</b>	<b>1</b>	<b>.600</b>
	<b>Reeves' overall totals</b>	<b>117</b>	<b>79</b>	<b>1</b>	<b>.596</b>
1993	Wade Phillips	9	7	0	
	Playoffs	0	1	0	
1994	Wade Phillips	7	9	0	
	<b>Phillips' regular season totals</b>	<b>16</b>	<b>16</b>	<b>0</b>	<b>.500</b>
	<b>Phillips' overall totals</b>	<b>16</b>	<b>17</b>	<b>0</b>	<b>.485</b>
1995	Mike Shanahan	8	8	0	
1996	Mike Shanahan	13	3	0	
	Playoffs	0	1	0	
1997	Mike Shanahan	12	4	0	
	Playoffs	4	0	0	
1998	Mike Shanahan	14	2	0	
	Playoffs	3	0	0	
1999	Mike Shanahan	6	10	0	
2000	Mike Shanahan	11	5	0	
	Playoffs	0	1	0	
2001	Mike Shanahan	8	8	0	
2002	Mike Shanahan	9	7	0	
2003	Mike Shanahan	10	6	0	
	Playoffs	0	1	0	
2004	Mike Shanahan	10	6	0	
	Playoffs	0	1	0	
2005	Mike Shanahan	13	3	0	
	Playoffs	1	0	0	
2006	Mike Shanahan	9	7	0	
2007	Mike Shanahan	7	9	0	
2008	Mike Shanahan	8	8	0	
	<b>Shanahan's regular season totals</b>	<b>138</b>	<b>86</b>	<b>0</b>	<b>.616</b>
	<b>Shanahan's overall totals</b>	<b>146</b>	<b>91</b>	<b>0</b>	<b>.616</b>
2009	Josh McDaniels	8	8	0	
2010	Josh McDaniels	3	9	0	
	<b>McDaniels' totals</b>	<b>11</b>	<b>17</b>	<b>0</b>	<b>.393</b>
2010	Eric Studesville	3	3	0	
	<b>Studesville's totals</b>	<b>1</b>	<b>3</b>	<b>0</b>	<b>.250</b>
2011	John Fox	8	8	0	
	Playoffs	1	1	0	
2012	John Fox	13	3	0	
	Playoffs	0	1	0	
2013	John Fox	13	3	0	
	Playoffs	2	1	0	
	<b>Fox's regular season totals</b>	<b>34</b>	<b>14</b>	<b>0</b>	<b>.708</b>
	<b>Fox's postseason totals</b>	<b>3</b>	<b>3</b>	<b>0</b>	<b>.500</b>

## MOST OVERALL WINS

Coach	Years	W	L	T	Pct.
Mike Shanahan	1995-2008	146	91	0	.616
Dan Reeves	1981-92	117	79	1	.596
Red Miller	1977-80	42	25	0	.627
<b>John Fox</b>	<b>2011-Pres.</b>	<b>36</b>	<b>16</b>	<b>0</b>	<b>.692</b>
John Ralston	1972-76	34	33	3	.507
Lou Saban	1967-71	20	42	3	.331
Wade Phillips	1993-94	16	17	0	.485
Josh McDaniels	2009-10	11	17	0	.393
Jack Faulkner	1962-64	9	22	1	.297
Frank Filchok	1960-61	7	20	1	.268
Mac Speedie	1964-66	6	19	1	.250
Ray Malavasi	1966	4	8	0	.333
Jerry Smith	1971	2	3	0	.400
Eric Studesville	2010	1	3	0	.250

## MOST REG. SEASON WINS

Coach	Years	W	L	T	Pct.
Mike Shanahan	1995-2008	138	86	0	.616
Dan Reeves	1981-92	110	73	1	.600
Red Miller	1977-80	40	22	0	.645
<b>John Fox</b>	<b>2011-Pres.</b>	<b>34</b>	<b>14</b>	<b>0</b>	<b>.708</b>
John Ralston	1972-76	34	33	3	.507
Lou Saban	1967-71	20	42	3	.331
Wade Phillips	1993-94	16	16	0	.500
Josh McDaniels	2009-10	11	17	0	.393
Jack Faulkner	1962-64	9	22	1	.297
Frank Filchok	1960-61	7	20	1	.268
Mac Speedie	1964-66	6	19	1	.250
Ray Malavasi	1966	4	8	0	.333
Jerry Smith	1971	2	3	0	.400
Eric Studesville	2010	1	3	0	.250

## MOST PLAYOFF WINS

Coach	Years	W	L	T	Pct.
Mike Shanahan	1995-2008	8	5	0	.615
Dan Reeves	1981-92	7	6	0	.538
<b>John Fox</b>	<b>2011-Pres.</b>	<b>3</b>	<b>3</b>	<b>0</b>	<b>.500</b>
Red Miller	1977-80	2	3	0	.400
Wade Phillips	1993-94	0	1	0	.000

## BEST OVERALL WIN PCT.

Coach	Years	W	L	T	Pct.
<b>John Fox</b>	<b>2011-Pres.</b>	<b>36</b>	<b>16</b>	<b>0</b>	<b>.692</b>
Red Miller	1977-80	42	25	0	.627
Mike Shanahan	1995-2008	146	91	0	.616
Dan Reeves	1981-92	117	79	1	.596
John Ralston	1972-76	34	33	3	.507
Wade Phillips	1993-94	16	17	0	.485
Jerry Smith	1971	2	3	0	.400
Josh McDaniels	2009-10	11	17	0	.393
Ray Malavasi	1966	4	8	0	.333
Lou Saban	1967-71	20	42	3	.331
Jack Faulkner	1962-64	9	22	1	.297
Frank Filchok	1960-61	7	20	1	.268
Mac Speedie	1964-66	6	19	1	.250
Eric Studesville	2010	1	3	0	.250

## BEST REG. SEASON WIN PCT.

Coach	Years	W	L	T	Pct.
<b>John Fox</b>	<b>2011-Pres.</b>	<b>34</b>	<b>14</b>	<b>0</b>	<b>.708</b>
Red Miller	1977-80	40	22	0	.645
Mike Shanahan	1995-2008	138	86	0	.616
Dan Reeves	1981-92	110	73	1	.600
John Ralston	1972-76	34	33	3	.507
Wade Phillips	1993-94	16	16	0	.500
Jerry Smith	1971	2	3	0	.400
Josh McDaniels	2009-10	11	17	0	.393
Ray Malavasi	1966	4	8	0	.333
Lou Saban	1967-71	20	42	3	.331
Jack Faulkner	1962-64	9	22	1	.297
Frank Filchok	1960-61	7	20	1	.268
Mac Speedie	1964-66	6	19	1	.250
Eric Studesville	2010	1	3	0	.250

## BEST PLAYOFF WIN PCT.

Coach	Years	W	L	T	Pct.
Mike Shanahan	1995-2008	8	5	0	.615
Dan Reeves	1981-92	7	6	0	.538
<b>John Fox</b>	<b>2011-Pres.</b>	<b>3</b>	<b>3</b>	<b>0</b>	<b>.500</b>
Red Miller	1977-80	2	3	0	.400
Wade Phillips	1993-94	0	1	0	.000



## ATTENDANCE MARKS

### BRONCOS LARGEST CROWDS

#### HOME

77,160	vs. Green Bay	Oct. 29, 2007
77,110	vs. New England*	Jan. 19, 2014
77,076	vs. Kansas City	Nov. 17, 2013
77,038	vs. Pittsburgh	Oct. 21, 2007
77,031	vs. Washington	Oct. 27, 2013
77,002	vs. Philadelphia	Sept. 29, 2013
76,978	vs. Oakland	Sept. 23, 2013
76,978	vs. Baltimore	Sept. 5, 2013
76,902	vs. San Diego*	Jan. 12, 2014
76,879	vs. San Diego	Oct. 7, 2007

\*Playoff Game

#### ROAD/NEUTRAL

101,063	S.B. XXI vs. NYG (Pasadena)*	Jan. 25, 1987
92,758	at Dallas	Oct. 6, 2013
91,020	at Los Angeles Raiders	Oct. 28, 1984
90,153	at Los Angeles Raiders	Nov. 2, 1986
87,560	at Los Angeles Raiders	Dec. 3, 1989
85,247	at Washington	Nov. 15, 2009
83,941	at San Francisco (London)	Oct. 31, 2010
82,529	S.B. XLVIII vs. Sea. (NY/NJ)*	Feb. 2, 2014
81,285	at N.Y. Giants	Sept. 15, 2013
81,065	at Cleveland	Oct. 5, 1980

\*Playoff Game

2001-Present — Sports Authority Field at Mile High

1960-2000 — Mile High Stadium/Bears Stadium

### BRONCOS REGULAR SEASON ATTENDANCE BY SEASON

Year	Home	Road	Total	Year	Home	Road	Total
1960	91,333	115,994	207,327	1988	597,680	487,571	1,085,251
1961	74,508	122,315	196,823	1989	588,144	542,541	1,130,685
1962	178,485	146,442	324,927	1990	560,703	509,425	1,070,128
1963	132,218	165,995	298,213	1991	584,214	466,818	1,051,032
1964	118,259	166,744	285,003	1992	597,704	503,447	1,101,151
1965	219,786	215,992	435,778	1993	590,808	521,349	1,112,157
1966	192,198	203,799	395,997	1994	574,180	524,941	1,099,121
1967	231,801	247,696	479,497	1995	583,510	455,634	1,039,144
1968	281,374	278,008	559,382	1996	589,296	462,194	1,051,490
1969	326,851	276,755	603,606	1997	590,189	499,942	1,090,131
1970	355,739	330,184	685,923	1998	597,462	546,021	1,143,483
1971	358,400	377,642	736,042	1999	577,309	531,728	1,109,037
1972	361,414	412,073	773,487	2000	604,042	535,988	1,140,030
1973	356,327	351,334	707,661	2001	600,283	514,920	1,115,203
1974	347,322	354,367	701,689	2002	604,904	557,070	1,161,974
1975	342,375	347,944	690,319	2003	607,167	526,919	1,134,086
1976	436,468	349,126	785,594	2004	601,031	539,587	1,140,618
1977	524,595	370,917	895,512	2005	608,790	558,998	1,167,388
1978	598,085	470,756	1,068,841	2006	610,782	544,955	1,155,737
1979	597,521	427,040	1,024,561	2007	612,893	526,919	1,139,812
1980	593,084	473,680	1,066,764	2008	604,074	555,556	1,159,630
1981	598,224	475,360	1,073,584	2009	600,928	538,731	1,139,659
1982	369,555	183,046	552,601	2010	599,264	530,184	1,129,448
1983	592,493	385,022	977,515	2011	602,618	506,992	1,109,112
1984	585,233	450,442	1,035,675	2012	613,062	544,717	1,157,779
1985	589,500	452,847	1,042,347	2013	*614,977	*579,168	*1,194,145
1986	589,037	526,550	1,115,587	TOTAL	26,056,914	22,660,571	48,717,485
1987	498,715	370,586	869,301				

\*Broncos records

### BRONCOS SEASON TICKET SALES

1960 .....2,675	*1974 .....49,000	*1988 .....74,147	*2002 .....73,576
1961 .....5,775	*1975 .....49,000	*1989 .....73,952	*2003 .....73,583
1962 .....5,042	*1976 .....62,215	*1990 .....73,966	*2004 .....73,590
1963 .....7,624	*1977 .....73,089	*1991 .....73,682	*2005 .....73,846
1964 .....8,002	*1978 .....73,092	*1992 .....73,592	*2006 .....73,972
1965 .....22,905	*1979 .....73,313	*1993 .....73,182	*2007 .....73,984
1966 .....18,898	*1980 .....73,298	*1994 .....73,072	*2008 .....73,996
1967 .....24,650	*1981 .....73,380	*1995 .....73,222	*2009 .....73,988
1968 .....27,348	*1982 .....73,380	*1996 .....73,180	*2010 .....73,992
1969 .....31,936	*1983 .....73,377	*1997 .....73,275	*2011 .....73,992
*1970 .....43,580	*1984 .....73,347	*1998 .....73,972	*2012 .....74,092
*1971 .....47,500	*1985 .....73,309	*1999 .....73,997	*2013 .....74,109
*1972 .....48,000	*1986 .....73,348	*2000 .....73,855	*2014 .....xx,xxx
*1973 .....48,000	*1987 .....74,147	*2001 .....73,825	

\*Season tickets sold out. Every Broncos home game at Mile High Stadium (1970-2000) and Sports Authority Field at Mile High (2001-13) has been a sellout since the beginning of the 1970 season with the exception of two replacement games played during the 1987 strike (both games were sold out before the strike). The Broncos have thus sold out 341 consecutive regular-season games, and with postseason games the total reaches 360.

# BRONCOS STATISTICAL HISTORY

## TEAM OFFENSE YEAR-BY-YEAR

	Total Plays	First Downs	Rush Yards	League Rank	Pass Yards	League Rank	Total Yards	League Rank	Total Points
1960	958	248	1,195	.....8th	3,247	.....3rd	4,442	.....6th	309
1961	934	219	1,091	.....8th	2,720	.....3rd	3,811	.....7th	251
1962	885	270	1,298	.....7th	3,404	.....1st	4,702	.....4th	353
1963	832	230	1,508	.....6th	2,487	.....8th	3,995	.....7th	301
1964	908	207	1,311	.....8th	2,021	.....8th	3,332	.....8th	240
1965	959	255	1,829	.....2nd	2,640	.....3rd	4,469	.....2nd	303
1966	815	171	1,173	.....9th	1,995	.....9th	3,168	.....9th	196
1967	852	172	1,265	.....9th	1,682	.....8th	2,947	.....9th	256
1968	889	217	1,614	.....7th	2,357	.....6th	3,971	.....7th	255
1969	841	243	1,637	.....6th	2,524	.....5th	4,161	.....6th	297
1970	883	217	1,802	.....9th	2,025	.....19th	3,827	.....18th	253
1971	891	217	2,093	.....10th	2,065	.....17th	4,158	.....11th	203
1972	831	237	1,838	.....18th	2,634	.....3rd	4,472	.....5th	325
1973	893	253	1,954	.....14th	2,519	.....3rd	4,473	.....6th	354
1974	861	258	2,157	.....5th	2,328	.....9th	4,485	.....5th	302
1975	964	268	1,993	.....13th	2,541	.....7th	4,534	.....10th	254
1976	901	239	1,932	.....19th	2,204	.....12th	4,136	.....16th	315
1977	886	223	2,043	.....11th	1,863	.....15th	3,906	.....17th	274
1978	1,039	294	2,451	.....8th	2,378	.....17th	4,829	.....14th	282
1979	1,044	306	2,040	.....18th	3,102	.....13th	5,142	.....12th	289
1980	992	286	1,865	.....20th	2,777	.....18th	4,642	.....25th	310
1981	1,062	306	1,895	.....21st	3,531	.....8th	5,426	.....14th	321
1982	592	170	1,018	.....17th	1,819	.....15th	2,837	.....15th	148
1983	1,025	292	1,784	.....23rd	3,027	.....20th	4,811	.....26th	302
1984	1,018	299	2,076	.....10th	2,859	.....24th	4,935	.....22nd	353
1985	1,152	339	1,851	.....16th	3,645	.....6th	5,496	.....10th	380
1986	1,042	319	1,678	.....20th	3,538	.....10th	5,216	.....15th	378
1987	1,070	331	1,970	.....12th	3,654	.....3rd	5,624	.....2nd	379
1988	1,077	338	1,815	.....19th	3,691	.....6th	5,506	.....8th	327
1989	1,071	308	2,092	.....6th	3,001	.....23rd	5,093	.....15th	362
1990	1,035	323	1,872	.....14th	3,341	.....7th	5,213	.....8th	331
1991	1,012	284	2,015	.....8th	2,997	.....17th	5,012	.....12th	304
1992	928	234	1,500	.....25th	2,930	.....19th	4,430	.....21st	262
1993	1,060	327	1,693	.....18th	3,768	.....4th	5,461	.....5th	373
1994	1,112	346	1,470	.....23rd	4,017	.....4th	5,487	.....6th	347
1995	1,060	344	1,995	.....5th	4,045	.....7th	6,040	.....3rd	388
1996	1,092	336	2,362	.....1st	3,429	.....13th	5,791	.....1st	391
1997	1,068	340	2,378	.....4th	3,494	.....9th	5,872	.....1st	472
1998	1,041	347	2,468	.....2nd	3,624	.....7th	6,092	.....3rd	501
1999	1,053	308	1,864	.....12th	3,419	.....15th	5,283	.....14th	314
2000	1,115	383	2,311	.....3rd	4,243	.....3rd	6,554	.....2nd	485
2001	1,034	304	1,877	.....10th	2,940	.....25th	4,817	.....22nd	340
2002	1,057	357	2,266	.....5th	3,824	.....8th	6,090	.....3rd	392
2003	1,047	334	2,629	.....2nd	2,969	.....22nd	5,598	.....7th	381
2004	1,070	351	2,333	.....4th	3,999	.....6th	6,332	.....5th	381
2005	1,030	330	2,539	.....2nd	3,227	.....18th	5,766	.....5th	395
2006	973	285	2,152	.....8th	2,799	.....25th	4,951	.....21st	319
2007	976	305	1,957	.....9th	3,584	.....13th	5,541	.....11th	320
2008	1,019	354	1,862	.....12th	4,471	.....3rd	6,333	.....2nd	370
2009	1,032	306	1,836	.....18th	3,627	.....13th	5,463	.....15th	325
2010	1,018	309	1,544	.....26th	4,038	.....7th	5,582	.....13th	344
2011	1,017	286	<b>2,632</b>	.....1st	2,434	.....31st	5,066	.....23rd	309
2012	1,090	380	1,832	.....16th	4,534	.....5th	6,366	.....4th	481
2013	<b>1,156</b>	<b>435</b>	1,873	.....15th	<b>5,444</b>	.....1st	<b>7,317</b>	.....1st	<b>606</b>

League rankings for 1960-69 reflect American Football League ranking.

The AFL had eight teams from 1960-65, nine teams from 1966-67 and 10 teams from 1968-69.

The NFL had 26 teams from 1970-75, 28 teams from 1976-94; 30 teams from 1995-98; 31 teams from 1999-2001 and 32 teams from 2002-Present.

## TEAM DEFENSE YEAR-BY-YEAR

	Total Plays	First Downs	Rush Yards	League Rank	Pass Yards	League Rank	Total Yards	League Rank	Total Points
1960	927	254	2,145	8th	2,987	5th	5,132	8th	393
1961	899	233	1,633	5th	2,785	5th	4,418	6th	432
1962	862	234	1,868	5th	2,670	5th	4,538	6th	334
1963	828	254	1,687	6th	3,394	8th	5,081	7th	473
1964	902	271	2,064	8th	2,906	3rd	4,970	7th	438
1965	850	244	1,337	3rd	2,960	7th	4,297	7th	392
1966	871	251	2,029	8th	2,515	3rd	4,544	6th	381
1967	921	276	2,076	8th	3,125	8th	5,201	9th	409
1968	917	251	1,861	7th	3,163	10th	5,024	10th	404
1969	918	278	1,709	7th	2,932	10th	4,641	8th	344
1970	838	199	1,351	3rd	2,354	18th	3,705	7th	264
1971	825	206	1,834	14th	<b>1,985</b>	5th	3,819	10th	275
1972	876	251	1,668	4th	2,183	16th	3,851	9th	350
1973	872	239	1,795	6th	2,440	24th	4,235	19th	296
1974	945	265	1,808	13th	2,583	24th	4,391	21st	294
1975	901	247	1,974	13th	2,032	7th	4,006	9th	307
1976	919	222	1,709	3rd	2,025	12th	3,734	8th	206
1977	931	217	1,531	1st	2,244	25th	3,775	9th	<b>148</b>
1978	1,016	251	1,979	6th	2,469	8th	4,448	6th	198
1979	1,033	273	1,693	1st	3,159	23rd	4,852	10th	262
1980	1,043	303	2,117	20th	3,125	15th	5,242	15th	323
1981	1,000	268	2,005	13th	2,873	5th	4,878	6th	289
1982*	<b>616</b>	<b>176</b>	<b>935</b>	7th	2,234	26th	<b>3,169</b>	24th	226
1983	1,099	321	1,938	10th	3,671	23rd	5,609	21st	327
1984	1,123	311	1,664	5th	4,023	27th	5,687	25th	241
1985	1,069	290	1,973	13th	3,206	14th	5,179	13th	329
1986	1,026	291	1,651	5th	3,296	16th	4,947	9th	327
1987	941	277	2,017	20th	2,796	5th	4,813	9th	288
1988	1,055	316	2,538	27th	2,933	7th	5,471	22nd	352
1989	977	246	1,580	6th	2,827	3rd	4,407	3rd	226
1990	969	306	1,963	17th	3,382	21st	5,345	20th	374
1991	939	242	1,794	19th	2,755	3rd	4,549	5th	235
1992	1,001	283	1,963	23rd	3,120	14th	5,083	22nd	329
1993	1,005	280	1,418	4th	3,731	27th	5,149	19th	284
1994	1,023	303	1,752	16th	4,155	28th	5,907	28th	396
1995	1,010	322	1,895	23rd	3,298	9th	5,193	15th	345
1996	951	261	1,331	1st	3,139	10th	4,470	4th	275
1997	951	258	1,803	16th	2,868	5th	4,671	5th	287
1998	999	283	1,287	3rd	3,648	26th	4,935	11th	309
1999	961	267	1,737	19th	3,016	8th	4,753	7th	318
2000	962	294	1,598	7th	3,946	31st	5,544	24th	369
2001	960	292	1,492	6th	3,282	16th	4,774	8th	339
2002	985	298	1,489	4th	3,337	17th	4,826	6th	344
2003	910	241	1,605	7th	2,828	6th	4,433	4th	301
2004	918	235	1,512	4th	2,947	6th	4,459	4th	304
2005	985	295	1,363	2nd	3,643	29th	5,006	15th	258
2006	1,020	291	1,813	12th	3,410	21st	5,223	14th	305
2007	992	306	2,282	30th	3,094	7th	5,376	19th	409
2008	990	327	2,337	27th	3,656	26th	5,993	29th	448
2009	1,007	290	2,059	26th	2,981	3rd	5,040	7th	324
2010	1,056	334	2,473	31st	3,780	25th	6,253	32nd	471
2011	1,063	315	2,021	22nd	3,704	18th	5,725	20th	390
2012	1,015	287	1,458	3rd	3,194	3rd	4,652	2nd	289
2013	1,074	339	1,626	T-7th	4,070	27th	5,696	19th	399

\*players strike; nine-game season

League rankings for 1960-69 reflect American Football League ranking.

The AFL had eight teams from 1960-65, nine teams from 1966-67 and 10 teams from 1968-69.

The NFL had 26 teams from 1970-75, 28 teams from 1976-94; 30 teams from 1995-98; 31 teams from 1999-2001 and 32 teams from 2002-Present.

## TEAM TURNOVERS YEAR-BY-YEAR

	GIVEAWAYS			TAKEAWAYS			Turnover Ratio
	INTs	Fum.	Total	INTs	Fum.	Total	
1960	35	17	52	27	17	44	-8
1961	45	20	65	26	14	40	-25
1962	40	14	54	27	19	46	-8
1963	28	15	43	15	20	35	-8
1964	32	8	40	32	21	53	+13
1965	30	16	46	25	14	39	-7
1966	30	17	47	13	18	31	-16
1967	18	12	30	28	13	41	+11
1968	27	13	40	20	12	32	-8
1969	23	8	31	14	14	28	-3
1970	28	13	41	16	16	32	-9
1971	27	12	39	20	20	40	+1
1972	23	11	34	10	12	22	-12
1973	20	9	29	14	15	29	EVEN
1974	17	13	30	22	11	33	+3
1975	34	14	48	16	16	32	-16
1976	22	12	34	24	13	37	+3
1977	12	15	27	25	14	39	+12
1978	17	17	34	31	13	44	+10
1979	23	18	41	19	19	38	-3
1980	25	12	37	16	12	28	-9
1981	21	18	39	23	23	46	+7
1982*	19	17	36	12	7	19	-17
1983	22	19	41	27	20	47	+6
1984	17	17	34	31	24	55	+21
1985	23	8	31	24	12	36	+5
1986	16	13	29	18	17	35	+6
1987	19	17	36	28	19	47	+11
1988	22	12	34	16	13	29	-5
1989	20	12	32	21	22	43	+11
1990	18	14	32	10	15	25	-7
1991	12	13	25	23	10	33	+8
1992	29	14	43	15	16	31	-12
1993	10	18	28	18	13	31	+3
1994	13	18	31	12	14	26	-5
1995	14	16	30	8	13	21	-9
1996	17	15	32	23	9	32	EVEN
1997	11	10	21	18	13	31	+10
1998	14	6	20	19	11	30	+10
1999	18	10	28	15	11	26	-2
2000	12	13	25	27	17	44	+19
2001	19	8	27	22	15	37	+10
2002	20	7	27	9	13	22	-5
2003	18	6	24	9	11	20	-4
2004	20	9	29	12	8	20	-9
2005	7	9	16	20	16	36	+20
2006	18	12	30	17	13	30	EVEN
2007	15	14	29	14	16	30	+1
2008	18	12	30	6	7	13	-17
2009	13	10	23	17	13	30	+7
2010	12	15	27	10	8	18	-9
2011	13	17	30	9	9	18	-1
2012	11	14	25	16	8	24	-1
2014	10	16	26	17	9	26	EVEN

\*players strike; nine-game season

## TEAM THIRD DOWNS YEAR-BY-YEAR

Year	DENVER			OPPONENTS			Year	DENVER			OPPONENTS		
	Md.	Att.	Pct.	Md.	Att.	Pct.		Md.	Att.	Pct.	Md.	Att.	Pct.
1972	75	177	42.4	74	190	38.9	1993	98	225	43.6	71	215	33.0
1973	79	203	38.9	77	203	37.9	1994	87	231	37.7	86	217	39.6
1974	63	176	35.8	88	218	40.4	1995	89	207	43.0	92	212	43.4
1975	84	212	39.6	76	209	36.4	1996	112	229	48.9	78	217	35.9
1976	69	193	35.8	73	222	32.9	1997	92	217	42.4	65	207	31.4
1977	72	210	34.3	71	221	32.1	1998	90	207	43.5	88	225	39.1
1978	81	226	35.8	88	249	35.3	1999	84	229	36.7	64	203	31.5
1979	77	222	34.7	95	248	38.3	2000	97	218	44.5	66	191	34.6
1980	84	223	37.7	91	228	39.9	2001	83	219	37.9	63	191	33.0
1981	86	230	37.4	74	219	33.8	2002	77	202	38.1	97	220	44.1
1982*	43	121	35.5	48	132	36.4	2003	82	211	38.9	61	207	29.5
1983	68	213	31.9	92	235	39.1	2004	78	206	37.9	65	209	31.1
1984	68	207	32.9	84	240	35.0	2005	76	210	36.2	76	207	36.7
1985	102	252	40.5	74	230	32.2	2006	78	211	37.0	81	221	36.7
1986	92	222	41.4	75	222	33.8	2007	80	198	40.4	91	213	42.7
1987	106	224	47.3	64	193	35.0	2008	95	200	47.5	89	202	44.1
1988	85	210	40.5	81	214	37.9	2009	78	215	36.3	81	218	37.2
1989	111	240	46.3	73	216	33.8	2010	67	207	32.4	80	209	38.3
1990	86	207	41.5	84	195	43.1	2011	66	214	30.8	73	218	33.5
1991	92	223	41.3	64	206	31.1	2012	96	213	45.1	66	216	30.6
1992	67	208	32.2	81	222	36.5	2013	95	205	46.3	83	218	38.1

## INDIVIDUAL YEAR-BY-YEAR LEADERS

### RUSHING

	YARDS	ATTEMPTS	AVG. (min. 100 att.)	TOUCHDOWNS
1960	Rolle..... 501	Rolle..... 130	Mingo..... 3.9	Mingo..... 4
1961	Stone..... 505	Stone..... 127	Stone..... 4.0	Bukaty..... 5
1962	Stone..... 360	Stone..... 94	Stone..... 3.8	Mingo..... 4
1963	Joe..... 649	Joe..... 154	Joe..... 4.2	Joe..... 5
1964	Mitchell..... 590	Mitchell..... 177	Joe..... 3.7	Mitchell..... 5
1965	Gilchrist..... 954	Gilchrist..... 252	Hayes..... 4.1	Gilchrist..... 6
1966	Hayes..... 411	Haynes..... 129	Hayes..... 4.0	Haynes/Choboian..... 2
1967	Little..... 381	Little..... 130	Little..... 2.9	Hickey/Hayes..... 4
1968	Little..... 584	Little..... 158	Little..... 3.7	Lynch..... 4
1969	Little..... 729	Little..... 146	Little..... 5.0	Little..... 6
1970	Little..... 901	Little..... 209	Little..... 4.3	Crenshaw..... 5
1971	Little..... 1,133	Little..... 284	Little..... 4.0	Little..... 6
1972	Little..... 859	Little..... 216	Little..... 4.0	Little..... 9
1973	Little..... 979	Little..... 256	Dawkins..... 4.4	Little..... 12
1974	Armstrong..... 1,407	Armstrong..... 263	Armstrong..... 5.3	Keyworth..... 10
1975	Keyworth..... 725	Keyworth..... 182	Keyworth..... 4.0	Keyworth/Lynch..... 3
1976	Armstrong..... 1,008	Armstrong..... 247	Armstrong..... 4.1	Armstrong..... 5
1977	Armstrong..... 489	Armstrong..... 130	Perrin..... 4.1	Armstrong/Morton..... 4
1978	Perrin..... 455	Armstrong/Keyworth..... 112	Perrin..... 4.2	Perrin..... 4
1979	Armstrong..... 453	Armstrong..... 108	Armstrong..... 4.2	Lytle..... 4
1980	Jensen..... 476	Preston..... 111	Jensen..... 4.7	Armstrong/Preston..... 4
1981	Parros..... 749	Preston..... 183	Parros..... 4.3	Lytle..... 4
1982	Willhite..... 347	Parros..... 77	Willhite..... 5.0	Willhite..... 2
1983	Winder..... 757	Winder..... 196	Winder..... 3.9	Poole..... 4
1984	Winder..... 1,153	Winder..... 296	Winder..... 3.9	Winder..... 4
1985	Winder..... 714	Winder..... 199	Winder..... 3.6	Winder..... 8
1986	Winder..... 789	Winder..... 240	Winder..... 3.3	Winder..... 9
1987	Winder..... 741	Winder..... 196	Winder..... 3.8	Winder..... 6
1988	Dorsett..... 703	Dorsett..... 181	Dorsett..... 3.9	Dorsett..... 5
1989	Humphrey..... 1,151	Humphrey..... 294	Humphrey..... 3.9	Humphrey..... 7
1990	Humphrey..... 1,202	Humphrey..... 288	Humphrey..... 4.2	Humphrey..... 7
1991	Green..... 1,037	Green..... 261	Green..... 4.0	Elway..... 6
1992	Green..... 648	Green..... 161	Green..... 4.0	Lewis..... 4
1993	Bernstine..... 816	Bernstine..... 223	Bernstine..... 3.7	Delpino..... 8
1994	L. Russell..... 620	L. Russell..... 190	L. Russell..... 3.3	L. Russell..... 9
1995	Davis..... 1,117	Davis..... 237	Davis..... 4.7	Davis..... 7
1996	Davis..... 1,538	Davis..... 345	Davis..... 4.5	Davis..... 13
1997	Davis..... 1,750	Davis..... 369	Davis..... 4.7	Davis..... 15
1998	<b>Davis..... 2,008</b>	<b>Davis..... 392</b>	Davis..... 5.1	<b>Davis..... 21</b>
1999	Gary..... 1,159	Gary..... 276	Gary..... 4.2	Gary..... 7
2000	Anderson..... 1,487	Anderson..... 297	Anderson..... 5.0	Anderson..... 15
2001	Davis..... 701	Anderson..... 175	Davis..... 4.2	Anderson..... 4
2002	Portis..... 1,508	Portis..... 273	<b>Portis..... 5.5</b>	Portis..... 15
2003	Portis..... 1,591	Portis..... 290	Portis..... 5.5	Portis..... 14
2004	Droughns..... 1,240	Droughns..... 275	Droughns..... 4.5	Droughns..... 6
2005	Anderson..... 1,014	Anderson..... 239	T. Bell..... 5.3	Anderson..... 12
2006	T. Bell..... 1,025	T. Bell..... 233	T. Bell..... 4.4	M. Bell..... 8
2007	Young..... 729	Henry..... 167	Young..... 5.2	Henry..... 4
2008	Hillis..... 343	Pittman..... 76	Pittman..... 4.2	Hillis..... 5
2009	Moreno..... 947	Moreno..... 247	Buckhalter..... 5.4	Moreno..... 7
2010	Moreno..... 779	Moreno..... 182	Moreno..... 4.3	Tebow..... 6
2011	McGahee..... 1,199	McGahee..... 249	Tebow..... 5.4	Tebow..... 6
2012	McGahee..... 731	McGahee..... 167	McGahee..... 4.4	McGahee/Moreno..... 4
2013	Moreno..... 1,038	Moreno..... 241	Ball..... 4.7	Moreno..... 10

## PASSING

	YARDS	ATTEMPTS	COMPLETIONS
1960	Tripucka..... 3,038	Tripucka..... 478	Tripucka..... 248
1961	Tripucka..... 1,690	Tripucka..... 344	Tripucka..... 167
1962	Tripucka..... 2,917	Tripucka..... 440	Tripucka..... 240
1963	Slaughter..... 1,689	Slaughter..... 223	Slaughter..... 112
1964	Lee..... 1,611	Lee..... 265	Lee..... 133
1965	McCormick..... 1,292	McCormick..... 253	McCormick..... 103
1966	Choboian..... 1,110	McCormick..... 193	Choboian..... 82
1967	Tensi..... 1,915	Tensi..... 325	Tensi..... 131
1968	Briscoe..... 1,589	Briscoe..... 224	Briscoe..... 93
1969	Tensi..... 1,990	Tensi..... 286	Tensi..... 131
1970	Liske..... 1,340	Liske..... 238	Liske..... 112
1971	Ramsey..... 1,120	Ramsey..... 178	Horn..... 89
1972	Johnson..... 1,783	Johnson..... 238	Johnson..... 132
1973	Johnson..... 2,465	Johnson..... 346	Johnson..... 184
1974	Johnson..... 1,969	Johnson..... 244	Johnson..... 136
1975	Ramsey..... 1,562	Ramsey..... 233	Ramsey..... 128
1976	Ramsey..... 1,931	Ramsey..... 270	Ramsey..... 128
1977	Morton..... 1,929	Morton..... 254	Morton..... 131
1978	Morton..... 1,802	Morton..... 267	Morton..... 146
1979	Morton..... 2,626	Morton..... 370	Morton..... 204
1980	Morton..... 2,150	Morton..... 301	Morton..... 183
1981	Morton..... 3,195	Morton..... 376	Morton..... 225
1982	DeBerg..... 1,405	DeBerg..... 223	DeBerg..... 131
1983	Elway..... 1,663	Elway..... 259	Elway..... 123
1984	Elway..... 2,598	Elway..... 380	Elway..... 214
1985	Elway..... 3,891	Elway..... 605	Elway..... 327
1986	Elway..... 3,485	Elway..... 504	Elway..... 280
1987	Elway..... 3,198	Elway..... 410	Elway..... 224
1988	Elway..... 3,309	Elway..... 496	Elway..... 274
1989	Elway..... 3,051	Elway..... 416	Elway..... 223
1990	Elway..... 3,526	Elway..... 502	Elway..... 294
1991	Elway..... 3,253	Elway..... 451	Elway..... 242
1992	Elway..... 2,242	Elway..... 316	Elway..... 174
1993	Elway..... 4,030	Elway..... 551	Elway..... 348
1994	Elway..... 3,490	Elway..... 494	Elway..... 307
1995	Elway..... 3,970	Elway..... 542	Elway..... 316
1996	Elway..... 3,328	Elway..... 466	Elway..... 287
1997	Elway..... 3,635	Elway..... 502	Elway..... 280
1998	Elway..... 2,806	Elway..... 356	Elway..... 210
1999	Griese..... 3,032	Griese..... 452	Griese..... 261
2000	Griese..... 2,688	Griese..... 336	Griese..... 216
2001	Griese..... 2,827	Griese..... 451	Griese..... 275
2002	Griese..... 3,214	Griese..... 436	Griese..... 291
2003	Plummer..... 2,182	Plummer..... 302	Plummer..... 189
2004	Plummer..... 4,089	Plummer..... 521	Plummer..... 303
2005	Plummer..... 3,366	Plummer..... 456	Plummer..... 277
2006	Plummer..... 1,994	Plummer..... 317	Plummer..... 175
2007	Cutler..... 3,497	Cutler..... 467	Cutler..... 297
2008	Cutler..... 4,526	Cutler..... 616	Cutler..... 384
2009	Orton..... 3,802	Orton..... 541	Orton..... 336
2010	Orton..... 3,653	Orton..... 498	Orton..... 293
2011	Tebow..... 1,729	Tebow..... 271	Tebow..... 126
2012	Manning..... 4,659	Manning..... 583	Manning..... 400
2013	<b>Manning..... 5,477</b>	<b>Manning..... 659</b>	<b>Manning..... 450</b>



## PASSING, CONT.

	COMP. PCT. (min. 50 att.)	TOUCHDOWNS	INTERCEPTIONS
1960	Tripucka..... .519	Tripucka.....24	Tripucka .....34
1961	Tripucka..... .485	Tripucka.....10	Herring .....22
1962	Tripucka..... .545	Tripucka.....17	Tripucka.....25
1963	Breaux ..... .507	Slaughter.....12	Slaughter.....14
1964	Slaughter..... .513	Lee.....11	Lee.....20
1965	Lee..... .550	McCormick.....7	McCormick.....14
1966	Choboian ..... .503	McCormick.....6	McCormick.....15
1967	Tensi..... .403	Tensi.....16	Tensi.....17
1968	LeClair ..... .500	Briscoe .....14	Briscoe .....13
1969	Liske ..... .530	Tensi.....14	Tensi.....12
1970	Liske ..... .471	Liske .....7	Liske .....11
1971	Horn ..... .514	Ramsey.....5	Horn .....14
1972	Johnson..... .555	Johnson.....14	Johnson.....14
1973	Johnson..... .532	Johnson.....20	Johnson.....17
1974	Johnson..... .557	Johnson.....13	Johnson.....9
1975	Ramsey..... .549	Ramsey.....9	Ramsey.....14
1976	Ramsey..... .474	Ramsey.....11	Ramsey.....13
1977	Morton..... .516	Morton.....14	Morton.....8
1978	Weese..... .632	Morton.....11	Morton.....8
1979	Morton..... .551	Morton.....16	Morton.....19
1980	Morton..... .608	Morton.....12	Morton.....13
1981	Morton..... .598	Morton.....21	Morton.....14
1982	DeBerg..... .587	DeBerg.....7	DeBerg.....11
1983	DeBerg..... .553	DeBerg.....9	Elway .....14
1984	Kubiak..... .587	Elway .....18	Elway .....15
1985	Elway ..... .540	Elway .....22	Elway .....23
1986	Elway ..... .556	Elway .....19	Elway .....13
1987	Karcher..... .549	Elway .....19	Elway .....12
1988	Kubiak..... .623	Elway .....17	Elway .....19
1989	Kubiak..... .582	Elway .....18	Elway .....18
1990	Elway ..... .586	Elway .....15	Elway .....14
1991	Elway ..... .537	Elway .....13	Elway .....12
1992	Elway ..... .551	Elway .....10	Elway .....17
1993	Elway ..... .632	Elway .....25	Elway .....10
1994	Elway ..... .621	Elway .....16	Elway .....10
1995	Elway ..... .583	Elway .....26	Elway .....14
1996	Elway ..... .616	Elway .....26	Elway .....14
1997	Elway ..... .558	Elway .....27	Elway .....11
1998	Brister..... .595	Elway .....22	Elway .....10
1999	Griese ..... .577	Griese .....14	Griese .....14
2000	Griese ..... .643	Griese .....19	Frerotte.....8
2001	Griese ..... .610	Griese .....23	Griese .....19
2002	Griese ..... .667	Griese .....15	Griese .....15
2003	Plummer..... .626	Plummer.....15	Plummer.....7
2004	Plummer..... .582	Plummer.....27	Plummer.....20
2005	Plummer..... .607	Plummer.....18	Plummer.....7
2006	Cutler ..... .591	Plummer.....11	Plummer.....13
2007	Cutler ..... .636	Cutler .....20	Cutler .....14
2008	Cutler ..... .623	Cutler .....25	Cutler .....18
2009	Orton ..... .621	Orton .....21	Orton .....12
2010	Orton ..... .588	Orton .....20	Orton .....9
2011	Orton ..... .587	Tebow .....12	Orton .....7
2012	<b>Manning ..... .686</b>	Manning .....37	Manning .....11
2013	Manning ..... .683	<b>Manning ..... 55</b>	Manning .....10

## RECEIVING

	RECEPTIONS	YARDS	AVG. (min. 20 rec.)	TOUCHDOWNS
1960	Taylor ..... 92	Taylor ..... 1,235	Carmichael ..... 19.3	Taylor ..... 12
1961	Taylor ..... 100	Taylor ..... 1,176	Frazier ..... 17.0	Frazier ..... 6
1962	Taylor ..... 77	Taylor ..... 908	Scarpitto ..... 19.1	Scarpitto ..... 6
1963	Taylor ..... 78	Taylor ..... 1,101	<b>Scarpitto ..... 22.0</b>	Taylor ..... 10
1964	Taylor ..... 76	Taylor ..... 873	Dixon ..... 15.4	Taylor ..... 7
1965	Taylor ..... 85	Taylor ..... 1,131	Scarpitto ..... 18.3	Taylor ..... 6
1966	Haynes ..... 46	Denson ..... 725	Denson ..... 20.1	Scarpitto ..... 4
1967	Crabtree/Denson ..... 46	Denson ..... 899	Denson ..... 19.5	Denson ..... 11
1968	Crabtree ..... 35	Crabtree ..... 601	Denson ..... 17.2	Crabtree/Denson ..... 5
1969	Denson ..... 53	Denson ..... 809	Embree ..... 16.2	Denson ..... 10
1970	Denson ..... 47	Denson ..... 646	Whalen ..... 14.0	Whalen ..... 3
1971	Anderson ..... 37	Simmons ..... 403	Simmons ..... 16.1	Harrison ..... 2
1972	Sherman ..... 38	Sherman ..... 661	Sherman ..... 17.4	Moses ..... 5
1973	Odoms ..... 43	Odoms ..... 629	Moses ..... 18.5	Moses ..... 8
1974	Odoms ..... 42	Odoms ..... 639	Moses ..... 16.4	Odoms ..... 6
1975	Keyworth ..... 42	Odoms ..... 544	Dolbin ..... 19.1	Dolbin/Odoms ..... 3
1976	Armstrong ..... 39	Moses ..... 498	Moses ..... 19.9	Moses ..... 7
1977	Odoms ..... 37	Moses ..... 539	Moses ..... 20.0	Moses ..... 4
1978	Odoms ..... 54	Odoms ..... 829	Moses ..... 20.1	Odoms ..... 6
1979	Upchurch ..... 64	Moses ..... 943	Moses ..... 17.5	Upchurch ..... 7
1980	Jensen ..... 49	Moses ..... 674	Moses ..... 17.7	Odoms ..... 6
1981	Watson ..... 60	Watson ..... 1,244	Watson ..... 20.7	Watson ..... 13
1982	Parros ..... 37	Watson ..... 555	Upchurch ..... 15.7	Upchurch ..... 3
1983	Watson ..... 59	Watson ..... 1,133	Watson ..... 19.2	Watson ..... 5
1984	Watson ..... 69	Watson ..... 1,170	Watson ..... 17.0	Watson ..... 7
1985	Watson ..... 61	Watson ..... 915	Sampson ..... 16.6	Watson ..... 5
1986	Willhite ..... 64	Jackson ..... 738	Jackson ..... 19.4	Winder ..... 5
1987	V. Johnson ..... 42	V. Johnson ..... 684	Nattiel ..... 20.3	V. Johnson ..... 7
1988	V. Johnson ..... 68	V. Johnson ..... 896	Jackson ..... 18.5	Jackson ..... 6
1989	V. Johnson ..... 76	V. Johnson ..... 1,095	Young ..... 18.3	V. Johnson ..... 7
1990	Jackson ..... 57	Jackson ..... 926	Jackson ..... 16.2	Jackson/Young ..... 4
1991	Young ..... 44	Young ..... 629	Jackson ..... 18.3	V. Johnson ..... 3
1992	Sharpe ..... 53	Jackson ..... 745	Marshall ..... 19.0	Jackson ..... 8
1993	Sharpe ..... 81	Sharpe ..... 995	Russell ..... 16.3	Sharpe ..... 9
1994	Sharpe ..... 87	Miller ..... 1,107	Miller ..... 18.5	Miller ..... 5
1995	Sharpe ..... 63	Miller ..... 1,079	Miller ..... 18.3	<b>Miller ..... 14</b>
1996	Sharpe ..... 80	Sharpe ..... 1,062	Sharpe ..... 13.3	Sharpe ..... 10
1997	Sharpe ..... 72	R. Smith ..... 1,180	R. Smith ..... 16.9	R. Smith ..... 12
1998	R. Smith ..... 86	R. Smith ..... 1,222	McCaffrey ..... 16.5	McCaffrey/Sharpe ..... 10
1999	R. Smith ..... 79	R. Smith ..... 1,020	Chamberlain ..... 15.3	McCaffrey ..... 7
2000	McCaffrey ..... 101	<b>R. Smith ..... 1,602</b>	R. Smith ..... 16.0	McCaffrey ..... 9
2001	<b>R. Smith ..... 113</b>	R. Smith ..... 1,343	R. Smith ..... 11.9	R. Smith ..... 11
2002	R. Smith ..... 89	R. Smith ..... 1,027	Lelie ..... 15.0	R. Smith ..... 5
2003	R. Smith ..... 74	R. Smith ..... 845	Lelie ..... 17.0	Sharpe ..... 8
2004	R. Smith ..... 79	R. Smith ..... 1,144	Lelie ..... 20.1	Lelie/R. Smith ..... 7
2005	R. Smith ..... 85	R. Smith ..... 1,105	Lelie ..... 18.3	R. Smith ..... 6
2006	Walker ..... 69	Walker ..... 1,084	Walker ..... 15.7	Walker ..... 8
2007	Marshall ..... 102	Marshall ..... 1,325	Stokley ..... 15.9	Marshall ..... 7
2008	Marshall ..... 104	Marshall ..... 1,265	Scheffler ..... 16.1	Marshall ..... 6
2009	Marshall ..... 101	Marshall ..... 1,120	Gaffney ..... 13.6	Marshall ..... 10
2010	Lloyd ..... 77	Lloyd ..... 1,448	Lloyd ..... 18.8	Lloyd ..... 11
2011	Decker ..... 44	Decker ..... 612	D. Thomas ..... 17.2	Decker ..... 8
2012	D. Thomas ..... 94	D. Thomas ..... 1,434	D. Thomas ..... 15.3	Decker ..... 13
2013	D. Thomas ..... 92	D. Thomas ..... 1,430	D. Thomas ..... 15.5	<b>D. Thomas ..... 14</b>

## INTERCEPTIONS

	INTERCEPTIONS	YARDS	TOUCHDOWNS
1960	Gonsoulin ..... 11	Gonsoulin ..... 98	Pyeatt/Yelverton ..... 1
1961	Nugent ..... 7	McNamara ..... 85	None ..... 0
1962	Gonsoulin ..... 7	Zeman ..... 133	Four Players^ ..... 1
1963	Gonsoulin ..... 6	Gonsoulin ..... 64	Gonsoulin ..... 1
1964	Brown ..... 9	Brown ..... 140	Janik ..... 1
1965	Gonsoulin ..... 6	Wilson ..... 118	Bramlett/Griffin/Wilson ... 1
1966	Brown/Sellers ..... 3	Brown ..... 37	None ..... 0
1967	Sellers ..... 7	Wilson ..... 153	<b>Wilson</b> ..... 2
1968	Jaquess ..... 5	Jaquess ..... 64	None ..... 0
1969	Thompson ..... 3	Thompson ..... 92	Burrell/Thompson ..... 1
1970	Martha ..... 6	Martha ..... 99	None ..... 0
1971	Thompson ..... 5	Thompson ..... 83	Forsberg ..... 1
1972	Mitchell ..... 3	Preece ..... 30	None ..... 0
1973	Jones ..... 4	Thompson ..... 96	Mitchell/Thompson ..... 1
1974	Jones/Thompson ..... 5	Thompson ..... 105	Thompson ..... 1
1975	Gradishar ..... 3	Thompson ..... 97	Gradishar ..... 1
1976	Jackson ..... 7	Jackson ..... 136	<b>Rowser</b> ..... 2
1977	Thompson ..... 5	Wright ..... 128	T. Jackson/Wright ..... 1
1978	B. Jackson/Foley ..... 6	B. Jackson ..... 128	T. Jackson ..... 1
1979	Foley ..... 6	Thompson ..... 57	None ..... 0
1980	Foley ..... 4	Foley ..... 115	Gradishar/Latimer ..... 1
1981	Foley ..... 5	Foley ..... 81	None ..... 0
1982	Kyle ..... 3	Smith ..... 29	None ..... 0
1983	Wright ..... 6	Harden ..... 127	None ..... 0
1984	Foley/Harden ..... 6	Mecklenburg ..... 105	Foley/Harden/Robbins/Woodard 1
1985	Harden/L. Wright ..... 5	Harden ..... 100	Harden ..... 1
1986	Harden ..... 6	<b>Harden</b> ..... 179	<b>Harden</b> ..... 2
1987	Harden ..... 4	Clark ..... 105	Haynes/Hunley ..... 1
1988	Harden ..... 4	Robbins ..... 66	None ..... 0
1989	Braxton ..... 6	Braxton ..... 103	Braxton/Robbins ..... 1
1990	Three Players* ..... 2	Henderson ..... 71	Henderson ..... 1
1991	Atwater/D. Smith ..... 5	Atwater ..... 104	Braxton/Dimry ..... 1
1992	Henderson/D. Smith ..... 4	Henderson ..... 79	Henderson ..... 1
1993	Smith/Braxton ..... 3	Atwater ..... 81	Croel ..... 1
1994	Crockett/Hilliard/R. Jones 2	Atwater ..... 24	None ..... 0
1995	Atwater ..... 3	Atwater ..... 54	None ..... 0
1996	Braxton ..... 9	Braxton ..... 128	Braxton ..... 1
1997	Braxton/Crockett/Gordon 4	Braxton ..... 113	Five Players# ..... 1
1998	Gordon ..... 4	Gordon ..... 125	Crockett/Gordon ..... 1
1999	James ..... 5	James ..... 59	Romanowski ..... 1
2000	Buckley ..... 6	Buckley ..... 110	<b>Spencer</b> ..... 2
2001	O'Neal ..... 9	O'Neal ..... 115	Walker ..... 1
2002	O'Neal ..... 5	O'Neal ..... 70	<b>O'Neal</b> ..... 2
2003	K. Herndon ..... 3	K. Herndon ..... 19	Gold ..... 1
2004	Bailey ..... 3	Hayward ..... 76	E. Johnson/Wilson ..... 1
2005	Bailey ..... 8	Bailey ..... 139	<b>Bailey</b> ..... 2
2006	Bailey ..... 10	Bailey ..... 162	Bailey/Da. Williams ..... 1
2007	Bly ..... 5	Bly ..... 71	None ..... 0
2008	Bly ..... 2	Barrett ..... 34	None ..... 0
2009	Goodman ..... 5	Goodman ..... 65	None ..... 0
2010	Bailey/Hill/Thompson ..... 2	Hill ..... 67	None ..... 0
2011	Bailey/Goodman ..... 2	Vaughn ..... 55	Goodman/Haggan/Vaughn ... 1
2012	Harris/Woodyard ..... 3	Harris ..... 144	<b>Harris</b> ..... 2
2013	Three players& ..... 3	Rodgers-Cromartie... 75	Rodgers-Cromartie ..... 1

\*Atwater, Henderson, Montgomery. ^Gonsoulin, McGeever, McMillin, Zeman.

#Atwater, Braxton, Gordon, Mobley, Traylor. &Rodgers-Cromartie, Trevathan, Harris Jr.

## PUNT RETURNS

	PUNT RETURNS	YARDS	AVG. (min. 10)
1960	Carmichael.....15	Carmichael.....101	Carmichael.....6.7
1961	Frazier.....18	Frazier.....231	Frazier.....12.8
1962	Mingo.....7	Zeman.....59	Zeman.....11.8
1963	Mitchell.....12	Mitchell.....141	Mitchell.....11.7
1964	Barry.....16	Barry.....149	Barry.....9.3
1965	Barry.....21	Barry.....210	Barry.....10.0
1966	Haynes.....10	Haynes.....119	Haynes.....11.9
1967	Little.....16	Little.....270	<b>Little.....16.9</b>
1968	Little.....24	Little.....261	Little.....10.9
1969	Thompson.....25	Thompson.....288	Thompson.....11.5
1970	Thompson.....23	Thompson.....233	Thompson.....10.1
1971	Thompson.....29	Thompson.....274	Thompson.....9.4
1972	Sherman.....10	Sherman.....89	Sherman.....8.9
1973	Thompson.....30	Thompson.....366	Thompson.....12.2
1974	Thompson.....26	Thompson.....350	Thompson.....13.5
1975	Upchurch.....27	Upchurch.....312	Thompson.....12.2
1976	Upchurch.....39	Upchurch.....536	Upchurch.....13.7
1977	<b>Upchurch.....51</b>	<b>Upchurch.....653</b>	Upchurch.....12.8
1978	Upchurch.....36	Upchurch.....493	Upchurch.....13.7
1979	Upchurch.....30	Upchurch.....304	Upchurch.....10.1
1980	Upchurch.....37	Upchurch.....353	Upchurch.....9.5
1981	Manning.....41	Manning.....378	Manning.....9.2
1982	Upchurch.....15	Upchurch.....242	Upchurch.....16.1
1983	Thomas.....33	Thomas.....368	Thomas.....11.2
1984	Willhite/Thomas.....20	Willhite.....200	Willhite.....10.0
1985	V. Johnson.....30	V. Johnson.....260	Willhite.....10.6
1986	Willhite.....42	Willhite.....468	Willhite.....11.1
1987	Clark.....18	Clark.....233	Clark.....12.9
1988	Nattiel.....22	Nattiel.....218	Nattiel.....9.9
1989	K. Bell.....21	K. Bell.....143	V. Johnson.....9.8
1990	Clark.....21	Clark.....159	V. Johnson.....8.4
1991	V. Johnson.....24	V. Johnson.....174	V. Johnson.....7.3
1992	Marshall.....33	Marshall.....349	Marshall.....10.6
1993	Milburn.....40	Milburn.....425	Milburn.....10.6
1994	Milburn.....41	Milburn.....379	Milburn.....9.2
1995	Milburn.....31	Milburn.....354	Milburn.....11.4
1996	Kinchen.....26	Kinchen.....300	R. Smith.....12.3
1997	Gordon.....40	Gordon.....543	Gordon.....13.6
1998	Gordon.....34	Gordon.....379	Gordon.....11.1
1999	Watson.....44	Watson.....334	Watson.....7.6
2000	O'Neal.....34	O'Neal.....354	O'Neal.....10.4
2001	O'Neal.....31	O'Neal.....405	O'Neal.....13.1
2002	O'Neal.....30	O'Neal.....251	O'Neal.....8.4
2003	O'Neal.....33	O'Neal.....315	O'Neal.....9.5
2004	R. Smith.....22	R. Smith.....223	R. Smith.....10.1
2005	Da. Williams.....17	Da. Williams.....148	Da. Williams.....8.7
2006	Da. Williams.....25	Da. Williams.....206	Da. Williams.....8.2
2007	Martinez.....14	Martinez.....157	Martinez.....11.2
2008	Royal.....14	Royal.....140	Royal.....10.0
2009	Royal.....30	Royal.....335	Royal.....11.2
2010	Royal.....25	Royal.....298	Royal.....11.9
2011	Cosby.....27	Cosby.....269	Royal.....16.2
2012	Holliday.....31	Holliday.....334	Holliday.....10.8
2013	Holliday.....32	Holliday.....271	Holliday.....8.5

## KICKOFF RETURNS

	KICKOFF RETURNS	YARDS	AVG. (min. 14)
1960	Carmichael.....22	Carmichael.....581	Carmichael.....26.4
1961	Frazier.....18	Frazier.....504	Frazier.....28.0
1962	Frazier.....19	Frazier.....388	Frazier.....20.4
1963	Mitchell.....37	Mitchell.....954	Mitchell.....25.7
1964	Barry.....47	Barry.....1,245	Barry.....26.5
1965	Haynes.....34	Haynes.....901	Haynes.....26.5
1966	Sellers.....19	Sellers.....541	Sellers.....28.5
1967	Little.....35	Little.....942	Little.....26.9
1968	Little.....26	Little.....649	Little.....25.0
1969	Williams.....23	Williams.....574	<b>Thompson.....28.5</b>
1970	Anderson.....21	Anderson.....520	Anderson.....24.8
1971	Anderson.....8	Little.....199	Little.....28.3
1972	Montgomery.....29	Montgomery.....756	Montgomery.....26.1
1973	Armstrong.....20	Armstrong.....472	Armstrong.....23.6
1974	Armstrong.....16	Armstrong.....386	Armstrong.....24.1
1975	Upchurch.....40	Upchurch.....1,084	Upchurch.....27.1
1976	Upchurch.....22	Upchurch.....514	Perrin.....27.9
1977	Upchurch.....20	Upchurch.....456	Upchurch.....22.8
1978	Perrin.....12	Perrin.....256	Perrin.....21.3
1979	Pane.....18	Pane.....354	Pane.....19.7
1980	Brunson.....40	Brunson.....923	Brunson.....23.1
1981	Manning.....26	Manning.....514	Manning.....19.8
1982	Willhite.....17	Manning.....346	Manning.....23.1
1983	Thomas.....28	Thomas.....573	Thomas.....20.5
1984	Lang.....19	Lang.....404	Lang.....21.3
1985	V. Johnson.....30	V. Johnson.....740	V. Johnson.....24.7
1986	K. Bell.....23	K. Bell.....531	K. Bell.....23.1
1987	K. Bell.....15	K. Bell.....323	K. Bell.....21.5
1988	K. Bell.....36	K. Bell.....762	K. Bell.....21.2
1989	K. Bell.....30	K. Bell.....602	K. Bell.....20.1
1990	Clark.....20	Clark.....505	Clark.....25.3
1991	Montgomery.....26	Montgomery.....488	Montgomery.....18.8
1992	Montgomery.....21	Montgomery.....466	Montgomery.....22.2
1993	Russell.....18	Russell.....374	Russell.....20.8
1994	Milburn.....37	Milburn.....793	By'not'e.....22.7
1995	Milburn.....47	<b>Milburn.....1,269</b>	Milburn.....27.0
1996	Hebron.....45	Hebron.....1,099	Hebron.....24.4
1997	Hebron.....43	Hebron.....1,009	Hebron.....23.5
1998	Hebron.....46	Hebron.....1,216	Hebron.....26.4
1999	<b>Watson.....48</b>	Watson.....1,138	Watson.....23.7
2000	O'Neal.....46	O'Neal.....1,102	O'Neal.....24.0
2001	<b>Cole.....48</b>	Cole.....1,127	Kasper.....26.6
2002	Droughns.....20	Droughns.....516	Kasper.....26.2
2003	Cole.....30	Cole.....714	Cole.....23.8
2004	R. Alexander.....19	R. Alexander.....386	Droughns.....24.6
2005	Da. Williams.....18	Da. Williams.....431	Da. Williams.....23.9
2006	Clark.....23	Clark.....512	Morgan.....24.9
2007	Hall.....19	Hall.....475	Hall.....25.0
2008	Royal.....23	Royal.....600	Royal.....26.1
2009	Royal.....26	Royal.....621	Royal.....23.9
2010	Decker.....22	Decker.....556	Decker.....25.3
2011	Cosby.....17	Cosby.....457	Cosby.....26.9
2012	Bolden.....14	Holliday.....358	Bolden.....19.3
2013	Holliday.....28	Holliday.....775	Holliday.....27.7

## SCORING

	TOUCHDOWNS		POINTS
1960	Taylor.....12	Mingo.....123	
1961	Frazier/Stone.....8	Frazier.....50	
1962	Scarpitto.....6	Mingo.....137	
1963	Taylor.....10	Mingo.....83	
1964	Taylor.....7	Taylor.....42	
1965	Hayes/Gilchrist.....7	Kroner.....71	
1966	Scarpitto.....5	Kroner.....62	
1967	Denson.....11	Denson.....66	
1968	Crabtree/Little/Denson.....5	Howfield.....57	
1969	Denson.....10	Howfield.....75	
1970	Crenshaw.....6	Howfield.....81	
1971	Little.....6	Turner.....93	
1972	Little.....13	Turner.....97	
1973	Little.....13	Turner.....106	
1974	Armstrong.....12	Armstrong.....72	
1975	Five Players*.....4	Turner.....86	
1976	Moses.....7	Turner.....81	
1977	Five Players^.....4	Turner.....76	
1978	Odoms.....6	Turner.....64	
1979	Upchurch.....7	Turner.....71	
1980	Odoms.....6	Steinfert.....110	
1981	Watson.....13	Steinfert.....87	
1982	Upchurch.....5	Karlis.....48	
1983	Watson.....5	Karlis.....96	
1984	Watson.....7	Karlis.....101	
1985	Winder.....8	Karlis.....110	
1986	Winder.....14	Karlis.....104	
1987	V. Johnson/Winder.....7	Karlis.....91	
1988	Jackson/Sewell.....6	Karlis.....105	
1989	Humphrey.....8	Treadwell.....120	
1990	Humphrey.....7	Treadwell.....109	
1991	Elway.....6	Treadwell.....112	
1992	Jackson.....8	Treadwell.....88	
1993	Sharpe.....9	Elam.....119	
1994	L. Russell.....9	Elam.....119	
1995	Miller.....14	Elam.....132	
1996	Davis.....15	Elam.....109	
1997	Davis.....15	Elam.....124	
1998	<b>Davis.....23</b>	Davis.....138	
1999	Gary/McCaffrey.....7	Elam.....116	
2000	Anderson.....15	Elam.....103	
2001	R. Smith.....11	Elam.....124	
2002	Portis.....17	Elam.....120	
2003	Portis.....14	Elam.....120	
2004	Droughns.....8	Elam.....129	
2005	Anderson.....13	Elam.....115	
2006	Walker.....9	Elam.....115	
2007	Marshall.....7	Elam.....114	
2008	Hillis/Marshall.....6	Prater.....114	
2009	Marshall.....10	Prater.....122	
2010	Lloyd.....11	Prater.....76	
2011	Decker.....9	Prater.....87	
2012	Decker.....13	Prater.....133	
2013	D. Thomas.....14	<b>Prater.....150</b>	

\*Keyworth, Dolbin, Little, Lynch, Odoms.

^Armstrong, Moses, Morton, Perin, Upchurch.



## FIELD GOALS AND PUNTING

	FIELD GOALS	PUNTING
1960	Mingo ..... 18-28, 643	Herring ..... 70-2,610, 37.3
1961	Hill ..... 5-15, 333	Herring ..... 80-3,149, 39.4
1962	Mingo ..... 27-39, 692	Fraser ..... 54-2,400, 44.4
1963	Mingo ..... 16-30, 533	Fraser ..... 78-3,595, 46.1
1964	Mingo ..... 8-12, 667	Fraser ..... 72-3,225, 44.7
1965	Kroner ..... 13-29, 448	Scarpitto ..... 67-2,833, 42.3
1966	Kroner ..... 14-25, 560	Scarpitto ..... 76-3,480, 45.8
1967	Humphreys ..... 7-15, 467	Scarpitto ..... 105-4,713, 44.9
1968	Howfield ..... 9-18, 500	Van Heusen ..... 88-3,853, 43.8
1969	Howfield ..... 13-29, 448	Hollomon ..... 47-1,868, 39.7
1970	Howfield ..... 18-32, 563	Van Heusen ..... 87-3,732, 42.9
1971	Turner ..... 25-38, 658	Van Heusen ..... 76-3,176, 41.8
1972	Turner ..... 20-29, 690	Van Heusen ..... 60-2,408, 40.1
1973	Turner ..... 22-33, 667	Van Heusen ..... 69-3,114, 45.1
1974	Turner ..... 11-21, 524	Van Heusen ..... 75-3,024, 40.3
1975	Turner ..... 21-28, 720	Van Heusen ..... 63-2,515, 39.9
1976	Turner ..... 15-21, 714	Weese ..... 52-1,852, 35.6
1977	Turner ..... 13-19, 684	Dilts ..... 90-3,525, 39.2
1978	Turner ..... 11-22, 500	Dilts ..... 96-3,494, 36.4
1979	Turner ..... 13-21, 619	Prestridge ..... 89-3,555, 39.9
1980	Steinfert ..... 26-34, 765	Prestridge ..... 70-3,076, 43.9
1981	Steinfert ..... 17-30, 567	Prestridge ..... 86-3,478, 40.4
1982	Karlis ..... 11-13, 846	Prestridge ..... 45-2,026, 45.0
1983	Karlis ..... 21-25, 840	Prestridge ..... 87-3,620, 41.6
1984	Karlis ..... 21-28, 750	Norman ..... 96-3,850, 40.1
1985	Karlis ..... 23-38, 605	Norman ..... 92-3,764, 40.9
1986	Karlis ..... 20-28, 715	Weil ..... 34-1,344, 39.5
1987	Karlis ..... 18-25, 720	Horan ..... 44-1,807, 41.1
1988	Karlis ..... 23-36, 639	Horan ..... 65-2,861, 44.0
1989	Treadwell ..... 27-33, 818	Horan ..... 77-3,111, 40.4
1990	Treadwell ..... 25-34, 735	Horan ..... 58-2,575, 44.4
1991	Treadwell ..... 27-36, 750	Horan ..... 72-3,012, 41.8
1992	Treadwell ..... 20-24, 833	Horan ..... 37-1,681, 45.4
1993	Elam ..... 26-35, 743	Rouen ..... 67-3,017, 45.0
1994	Elam ..... 30-37, 841	Rouen ..... 76-3,258, 42.9
1995	Elam ..... 31-38, 816	Rouen ..... 52-2,192, 42.2
1996	Elam ..... 21-28, 750	Rouen ..... 65-2,714, 41.8
1997	Elam ..... 26-36, 722	Rouen ..... 60-2,598, 43.3
1998	Elam ..... 23-27, 852	Rouen ..... 66-3,097, 46.9
1999	Elam ..... 29-36, 806	Rouen ..... 84-3,908, 46.5
2000	Elam ..... 18-24, 750	Rouen ..... 61-2,455, 40.2
2001	Elam ..... 31-36, 861	Rouen ..... 81-3,668, 45.3
2002	Elam ..... 26-36, 722	Rouen ..... 29-1,239, 42.7
2003	Elam ..... 27-31, 871	Knorr ..... 68-2,937, 43.2
2004	Elam ..... 29-34, 853	Knorr ..... 54-2,243, 41.5
2005	Elam ..... 24-32, 750	Sauerbrun ..... 72-3,157, 43.8
2006	Elam ..... 27-29, 931	Ernster ..... 80-3,338, 41.7
2007	Elam ..... 27-31, 871	Sauerbrun ..... 47-2,220, 46.8
2008	Prater ..... 25-34, 735	Kern ..... 46-2,150, 46.7
2009	Prater ..... 30-35, 857	Berger ..... 51-2,142, 42.0
2010	Prater ..... 16-18, 889	Colquitt ..... 86-3,835, 44.6
2011	Prater ..... 19-25, 760	Colquitt ..... 101-4,783, 47.4
2012	Prater ..... 26-32, 813	Colquitt ..... 67-3,105, 46.3
2013	Prater ..... 25-26, 962	Colquitt ..... 65-2,893, 44.5

## SACKS AND TACKLES

QUARTERBACK SACKS		TOTAL TACKLES	
1970	P. Smith.....11.5	Forsberg.....99	
1971	P. Smith.....12.0	Forsberg.....98	
1972	Alzado.....10.5	Alzado/Graham.....91	
1973	P. Smith.....11.0	P. Smith.....106	
1974	Alzado.....13.0	T. Jackson.....116	
1975	Alzado.....7.0	Gradishar.....177	
1976	Chavous.....8.0	Gradishar.....198	
1977	Alzado.....8.0	Gradishar.....219	
1978	Alzado.....9.0	<b>Gradishar.....286</b>	
1979	Manor.....6.5	Gradishar.....235	
1980	R. Jones.....11.5	Gradishar.....250	
1981	R. Jones.....9.5	Gradishar.....258	
1982	Chavous.....5.0	Gradishar.....151	
1983	T. Jackson.....5.5	Gradishar.....224	
1984	R. Jones.....11.0	Busick.....195	
1985	Mecklenburg.....13.0	Harden.....82	
1986	R. Jones.....13.5	Hunley.....164	
1987	R. Jones.....7.0	Ryan.....125	
1988	Fletcher.....9.0	Kragen.....140	
1989	Fletcher.....12.0	Mecklenburg.....143	
1990	Fletcher.....11.0	Brooks.....175	
1991	Fletcher.....13.5	Brooks.....153	
1992	Fletcher.....16.0	Brooks.....167	
1993	Fletcher.....13.5	Atwater.....141	
1994	Fletcher.....7.0	Alexander.....172	
1995	Perry.....6.0	Atwater.....148	
1996	A. Williams.....13.0	Romanowski.....128	
1997	Tanuvasa/N. Smith/A. Williams.....8.5	Mobley.....162	
1998	Pryce/Tanuvasa.....8.5	Mobley.....132	
1999	Pryce.....13.0	Cadrez.....97	
2000	Pryce.....12.0	Mobley.....133	
2001	Pryce/Romanowski.....7.0	Mobley.....133	
2002	Pryce.....9.0	Wilson.....199	
2003	Berry.....11.5	Wilson.....128	
2004	Hayward.....10.5	D.J. Williams.....114	
2005	Ekuban/Lynch/Pryce.....4.0	Gold.....106	
2006	Dumervil.....8.5	Wilson.....113	
2007	Dumervil.....12.5	D.J. Williams.....170	
2008	Dumervil/Ekuban.....5.0	Winborn.....117	
2009	Dumervil.....17.0	D.J. Williams.....122	
2010	D.J. Williams.....5.5	D.J. Williams.....119	
2011	Miller.....11.5	D.J. Williams.....90	
2012	<b>Miller.....18.5</b>	Woodyard.....114	
2013	Phillips.....10.0	Trevathan.....124	

## BRONCOS ALL-TIME SERVICE RECORDS (REGULAR SEASON)

### Most Seasons with Denver

16	John Elway, 1983-98
15	Jason Elam, 1993-2007
	Tom Nalen, 1994-2008
14	Tom Jackson, 1973-86
	Dennis Smith, 1981-94
13	Barney Chavous, 1973-85
	Paul Howard, 1973-75, '77-86
	Ken Lanier, 1981-92, '94
	Rod Smith, 1995-2007
	Bill Thompson, 1969-81
12	Tyrone Braxton, 1987-93, '95-99
	Billy Bryan, 1977-88
	Dwayne Carswell, 1994-2005
	Rubin Carter, 1975-86
	Karl Mecklenburg, 1983-94
	Riley Odums, 1972-83
	Shannon Sharpe, 1990-99, 2002-03
	Louis Wright, 1975-86

### Most Games Played with Denver

236	Jason Elam, 1993-2007
234	John Elway, 1983-98
194	Tom Nalen, 1994-2008
191	Tom Jackson, 1973-86
187	Paul Howard, 1973-75, '77-86
184	Dennis Smith, 1981-94
183	Rod Smith, 1995-2007
182	Barney Chavous, 1973-85
180	Karl Mecklenburg, 1983-94
179	Bill Thompson, 1969-81

### Most Consecutive Games Played with Denver

172	Simon Fletcher
	(1st in '85 through 16th in '95)
166	Ken Lanier
	(13th in '81 through 16th in '92)
156	Bill Thompson
	(1st in '71 through 16th in '81)

### Most Consecutive Games Started with Denver

156	Bill Thompson
	(1st in '71 through 16th in '81)
140	Simon Fletcher
	(1st in '87 through 16th in '95)
131	Ken Lanier
	(9th in '84 through 16th in '92)

### Most Games Started with Denver

231	John Elway, 1983-98
188	Tom Nalen, 1994-2008
178	Bill Thompson, 1969-81
177	Barney Chavous, 1973-85
	Tom Jackson, 1973-86
170	Dennis Smith, 1981-94
165	Ken Lanier, 1981-92, '94
163	Louis Wright, 1975-86
158	Rod Smith, 1995-2007
155	Steve Atwater, 1989-98

# BRONCOS ALL-TIME RECORDS

## INDIVIDUAL RECORDS — OFFENSE

### TOTAL OFFENSE

#### MOST YARDS TOTAL OFFENSE

(COMBINED RUSHING AND PASSING YARDS)

##### Career

54,882	John Elway, 1983-98 (3,407/51,475)
12,301	Jake Plummer, 2003-06 (670/11,631)
12,279	Brian Griese, 1998-2002 (516/11,763)
12,155	Craig Morton, 1977-82 (260/11,895)
10,111	Peyton Manning, 2012-13 (-25/10,136)
9,447	Jay Cutler, 2006-08 (423/9,024)
8,620	Kyle Orton, 2009-11 (186/8,434)
7,651	Frank Tripucka, 1960-63 (-25/7,676)
7,607	Terrell Davis, 1995-2002 (7,607/0)
7,252	Charley Johnson, 1972-75 (14/7,238)

##### Season

5,446	Peyton Manning, 2013 (-31/5,477)
4,726	Jay Cutler, 2008 (200/4,526)
4,665	Peyton Manning, 2012 (6/4,659)
4,291	Jake Plummer, 2004 (202/4,089)
4,183	John Elway, 1993 (153/4,030)
4,146	John Elway, 1995 (176/3,970)
4,144	John Elway, 1985 (253/3,891)
3,873	Kyle Orton, 2009 (71/3,802)
3,853	John Elway, 1997 (218/3,635)
3,784	John Elway, 1990 (258/3,526)

##### Game

504	Plummer, vs. Atlanta, 10/31/04 (5/499)
487	Orton, vs. Indianapolis, 9/26/10 (11/476)
476	Cutler, at Cleveland, 11/6/08 (29/447)
458	Frerotte, vs. San Diego, 11/19/00 (-4/462)
447	Orton, vs. Kansas City, 1/3/10 (16/431)
	Tripucka, at Buffalo, 9/15/62 (0/447)
445	C. Johnson, vs. Kansas City, 11/24/74 (0/445)
432	Elway, at Seattle, 12/20/85 (0/432)
405	Elway, vs. Kansas City, 12/6/98 (5/400)
399	Elway, vs. Atlanta, 11/20/94 (17/382)

#### MOST YARDS TOTAL OFFENSE BY A ROOKIE

(COMBINED RUSHING AND PASSING YARDS)

##### Season

1,897	Marlin Briscoe, 1968 (308/1,589)
1,816	Mickey Slaughter, 1963 (127/1,689)
1,809	John Elway, 1983 (146/1,663)
1,508	Clinton Portis, 2002 (1,508/0)
1,487	Mike Anderson, 2000 (1,487/0)

##### Game

368	Elway, vs. Baltimore, 12/11/83 (23/345)
335	Tebow, vs. Houston, 12/26/10 (27/308)
333	Briscoe, vs. Buffalo, 11/24/68 (0/333)
313	Choboian, vs. Miami, 12/4/66 (40/273)
305	Briscoe, at San Diego, 10/20/68 (68/237)

#### MOST TOTAL YARDS FROM SCRIMMAGE

(RUSHING AND RECEIVING)

##### Career

11,737	Rod Smith, 1995-2007 (348/11,389)
8,887	Terrell Davis, 1995-2002 (7,607/1,280)
8,741	Floyd Little, 1967-75 (6,323/2,418)
8,448	Shannon Sharpe, 1990-99, '02-03 (9/8,439)
6,892	Lionel Taylor, 1960-66 (20/6,872)
6,729	Sammy Winder, 1982-90 (5,427/1,302)
6,221	Ed McCaffrey, 1995-2003 (21/6,200)
6,131	Steve Watson, 1979-87 (19/6,112)
5,966	Riley Odums, 1972-83 (211/5,755)
5,755	Otis Armstrong, 1973-80 (4,453/1,302)

##### Season

2,225	Terrell Davis, 1998 (2,008/217)
2,037	Terrell Davis, 1997 (1,750/287)
1,905	Clinton Portis, 2003 (1,591/314)
1,872	Clinton Portis, 2002 (1,508/364)
1,848	Terrell Davis, 1996 (1,538/310)
1,812	Otis Armstrong, 1974 (1,407/405)
1,701	Rod Smith, 2000 (99/1,601)
1,656	Mike Anderson, 2000 (1,487/169)
1,586	Knowshon Moreno, 2013 (1,038/548)
1,484	Terrell Davis, 1995 (1,117/367)

##### Game

256	Anderson, at New Orleans, 12/3/00 (251/5)
254	Portis, vs. Kansas City, 12/7/03 (218/36)
246	Portis, vs. Arizona, 12/29/02 (228/18)
236	Davis, at Buffalo, 10/26/97 (207/29) (OT)
	Little, vs. Buffalo, 11/24/68 (71/165)
230	Moreno, at New England, 11/24/13 (224/6)
228	Davis, vs. Cincinnati, 9/21/97 (215/13)
220	Portis, at Kansas City, 10/5/03 (141/79)
217	Armstrong, vs. Pittsburgh, 9/22/74 (131/86) (OT)
214	R. Smith, vs. Atlanta, 10/31/04 (6/208)
	Sharpe, at Kansas City, 10/20/02 (0/214) (OT)
	Davis, at San Diego, 11/30/97 (178/36)

#### MOST TOTAL YARDS FROM SCRIMMAGE BY A ROOKIE

(RUSHING AND RECEIVING)

##### Season

1,872	Clinton Portis, 2002 (1,508/364)
1,656	Mike Anderson, 2000 (1,487/169)
1,484	Terrell Davis, 1995 (1,117/367)
1,318	Olandis Gary, 1999 (1,159/159)
1,307	Bobby Humphrey, 1989 (1,151/156)

##### Game

256	Anderson, at New Orleans, 12/3/00 (251/5)
246	Portis, vs. Arizona, 12/29/02 (228/18)
209	Anderson, at Seattle, 11/26/00 (195/14)
205	Portis, vs. Kansas City, 12/15/02 (130/75)
199	Gary, vs. Seattle, 12/19/99 (183/16)

#### MOST COMBINED YARDAGE

(RUSHING/RECEIVING/RETURNS)

##### Career

12,488	Rod Smith, 1995-2007 (348/11,389/751)
12,173	Floyd Little, 1967-75 (6,323/2,418/3,432)
10,081	Rick Upchurch, 1975-83 (349/4,369/5,363)
8,880	Terrell Davis, 1995-2002 (7,607/1,280/-7)
8,448	Shannon Sharpe, 1990-99, '02-03 (9/8,439/0)
7,455	Vance Johnson, 1985-93, '95 (44/5,695/1,716)
6,895	Lionel Taylor, 1960-66 (20/6,872/3)
6,786	Sammy Winder, 1982-90 (5,427/1,302/57)
6,634	Otis Armstrong, 1973-80 (4,453/1,302/1879)
6,221	Ed McCaffrey, 1995-2003 (21/6,200/0)

##### Season

2,225	Terrell Davis, 1998 (2,008/217/0)
2,198	Otis Armstrong, 1974 (1,407/405/386)
2,080	Glyn Milburn, 1995 (266/191/1,623)
2,037	Terrell Davis, 1997 (1,750/287/0)
1,929	Rick Upchurch, 1975 (97/436/1,396)
1,922	Glyn Milburn, 1994 (201/549/1,172)
1,905	Clinton Portis, 2003 (1,591/314/0)
1,872	Clinton Portis, 2002 (1,508/364/0)
1,848	Terrell Davis, 1996 (1,538/310/0)
1,829	Eddie Royal, 2008 (109/980/740)

##### Game

404	Milburn, vs. Seattle, 12/10/95 (131/45/228)
295	Little, vs. Buffalo, 11/24/68 (71/165/59)
290	Swanson, at Kansas City, 10/18/87 (0/87/203)
289	Armstrong, vs. Pittsburgh, 9/22/74 (131/86/72)
284	Upchurch, vs. Kansas City, 9/21/75 (13/153/118)
271	Frazier, vs. Oakland, 10/15/61 (27/166/78)
256	Anderson, at New Orleans, 12/3/00 (251/5/0)
254	Portis, vs. Kansas City, 12/7/03 (218/36/0)
249	Royal, vs. Miami, 11/2/08 (0/69/180)
	Haynes, at Kansas City, 12/19/65 (53/82/114)

\* - NFL Record

## INDIVIDUAL RECORDS — OFFENSE / RUSHING

### MOST COMBINED YARDAGE BY A ROOKIE (RUSHING/RECEIVING/RETURNS)

#### Season

1,929	Rick Upchurch, 1975 (97/436/1,396)
1,872	Clinton Portis, 2002 (1,508/364/0)
1,829	Eddie Royal, 2008 (109/980/740)
1,757	Vance Johnson, 1985 (36/721/1,000)
1,656	Mike Anderson, 2000 (1,487/169/0)

#### Game

284	Upchurch, vs. Kansas City, 9/21/75 (13/153/118)
256	Anderson, at New Orleans, 12/3/00 (251/5/0)
249	Royal, vs. Miami, 11/2/08 (0/69/180)
246	Portis, vs. Arizona, 12/29/02 (228/18/0)
240	Upchurch, vs. Oakland, 11/2/75 (17/76/147)

### RUSHING

#### MOST ATTEMPTS

##### Career

1,655	Terrell Davis, 1995-2002
1,641	Floyd Little, 1967-75
1,495	Sammy Winder, 1982-90
1,023	Otis Armstrong, 1973-80
865	Mike Anderson, 2000-05
845	Knowshon Moreno, 2009-13
774	John Elway, 1983-98
699	Jon Keyworth, 1974-80
593	Bobby Humphrey, 1989-91
563	Clinton Portis, 2002-03

##### Season

392	Terrell Davis, 1998
369	Terrell Davis, 1997
345	Terrell Davis, 1996
297	Mike Anderson, 2000
296	Sammy Winder, 1984
294	Bobby Humphrey, 1989
290	Clinton Portis, 2003
288	Bobby Humphrey, 1990
284	Floyd Little, 1971
276	Olandis Gary, 1999

##### Game

42	Davis, at Buffalo, 10/26/97 (OT)
38	Droughns, at Oakland, 10/17/04
	Portis, vs. Cleveland, 12/14/03 (OT)
37	Moreno, at New England, 11/24/13
	Anderson, at New Orleans, 12/3/00
	Gary, vs. Green Bay, 10/17/99
34	Portis, at Oakland, 11/30/03
	Davis, at Kansas City, 11/16/97
	Humphrey, at Buffalo, 9/30/90
	Winder, at L.A. Raiders, 10/28/84 (OT)

#### MOST ATTEMPTS BY A ROOKIE

##### Season

297	Mike Anderson, 2000
294	Bobby Humphrey, 1989
276	Olandis Gary, 1999
273	Clinton Portis, 2002
247	Knowshon Moreno, 2009

##### Game

37	Anderson, at New Orleans, 12/3/00
	Gary, vs. Green Bay, 10/17/99
32	Anderson, at Oakland, 9/17/00
31	Anderson, vs. Atlanta, 9/10/00
	Humphrey, at L.A. Raiders, 12/3/89
	Humphrey, at Washington, 11/20/89

#### MOST RUSHING YARDS

##### Career

7,607	Terrell Davis, 1995-2002
6,323	Floyd Little, 1967-75
5,427	Sammy Winder, 1982-90
4,453	Otis Armstrong, 1973-80
3,822	Mike Anderson, 2000-05
3,468	Knowshon Moreno, 2009-13
3,407	John Elway, 1983-98
3,099	Clinton Portis, 2002-03
2,653	Jon Keyworth, 1974-80
2,591	Tatum Bell, 2004-06, '08

##### Season

2,008	Terrell Davis, 1998
1,750	Terrell Davis, 1997
1,591	Clinton Portis, 2003
1,538	Terrell Davis, 1996
1,508	Clinton Portis, 2002
1,487	Mike Anderson, 2000
1,407	Otis Armstrong, 1974
1,240	Reuben Droughns, 2004
1,202	Bobby Humphrey, 1990
1,199	Willis McGahee, 2011

##### Game

251	Anderson, at New Orleans, 12/3/00
228	Portis, vs. Arizona, 12/29/02
224	Moreno, at New England, 11/24/13
218	Portis, vs. Kansas City, 12/7/03
215	Davis, vs. Cincinnati, 9/21/97
208	Davis, at Seattle, 10/11/98
207	Davis, at Buffalo, 10/26/97 (OT)
195	Anderson, at Seattle, 11/26/00
194	Davis, vs. Baltimore, 10/20/96
193	Droughns, vs. Carolina, 10/10/04

#### MOST RUSHING YARDS BY A ROOKIE

##### Season

1,508	Clinton Portis, 2002
1,487	Mike Anderson, 2000
1,159	Olandis Gary, 1999
1,151	Bobby Humphrey, 1989
1,117	Terrell Davis, 1995

##### Game

251	Anderson, at New Orleans, 12/3/00
228	Portis, vs. Arizona, 12/29/02
195	Anderson, at Seattle, 11/26/00
187	Anderson, at Oakland, 9/17/00
185	Gary, at Detroit, 12/25/99

#### HIGHEST RUSHING AVERAGE

##### Career (min. 100 carries)

5.50	Clinton Portis, 2002-03 (563-3,099)
5.38	Tim Tebow, 2010-11 (165-887)
5.13	Selvin Young, 2007-08 (201-1,032)
4.94	Tatum Bell, 2004-06, '08 (525-2,591)
4.81	Vaughn Hebron, 1996-98 (107-515)
4.64	Willis McGahee, 2011-12 (416-1,930)
4.60	Terrell Davis, 1995-2002 (1,655-7,607)
4.44	Gerald Willhite, 1982-88 (380-1,688)
4.44	Reuben Droughns, 2002-04 (285-1,265)
4.42	Mike Anderson, 2000-05 (865-3,822)

##### Season (min. 100 carries)

5.52	Clinton Portis, 2002 (273-1,508)
5.49	Clinton Portis, 2003 (290-1,591)
5.41	Tim Tebow, 2011 (122-660)
5.35	Correll Buckhalter, 2009 (120-642)
5.35	Otis Armstrong, 1974 (263-1,407)
5.32	Tatum Bell, 2005 (173-921)
5.21	Selvin Young, 2007 (140-729)
5.12	Terrell Davis, 1998 (392-2,008)
5.01	Mike Anderson, 2000 (297-1,487)
4.99	Floyd Little, 1969 (146-729)

## INDIVIDUAL RECORDS — RUSHING / PASSING

### HIGHEST RUSHING AVERAGE, CONT.

#### Game (min. 8 rushes)

12.25	Green, vs. Houston, 10/18/92 (8-98)
11.79	Portis, vs. Chicago, 11/23/03 (14-165)
11.00	Rolle, vs. Oakland, 10/2/60 (9-99)
10.75	T. Bell, at San Diego, 12/28/08 (8-86)
	Portis, at San Diego, 9/14/03 (12-129)
10.58	T. Bell, vs. Washington, 10/9/05 (12-127)
10.38	Joe, at Boston, 10/18/63 (8-83)
10.33	Dawkins, at Kansas City, 10/7/73 (9-93)
10.13	Young, at Indianapolis, 9/30/07 (8-81)
10.00	Weese, at Chicago, 12/12/76 (12-120)

### HIGHEST RUSHING AVERAGE BY A ROOKIE

#### Season (min. 100 carries)

5.52	Clinton Portis, 2002 (273-1,508)
5.21	Selvin Young, 2007 (140-729)
5.01	Mike Anderson, 2000 (297-1,487)
4.71	Terrell Davis, 1995 (237-1,117)
4.66	Montee Ball, 2013 (120-559)

#### Game (min. 8 rushes)

10.38	Joe, at Boston, 10/18/63 (8-83)
10.13	Young, at Indianapolis, 9/30/07 (8-81)
9.87	Keyworth, at Oakland, 11/24/74 (15-148)
9.75	Tebow, at Oakland, 12/9/07 (8-78)
9.50	Portis, vs. Arizona, 12/29/02 (24-228)

### MOST RUSHING TOUCHDOWNS

#### Career

60	Terrell Davis, 1995-2002
43	Floyd Little, 1967-75
39	Sammy Winder, 1982-90
36	Mike Anderson, 2000-05
33	John Elway, 1983-98
29	Clinton Portis, 2002-03
26	Knowshon Moreno, 2009-13
25	Otis Armstrong, 1973-80
22	Jon Keyworth, 1973-80
17	Gerald Willhite, 1982-88

#### Season

21	Terrell Davis, 1998
15	Clinton Portis, 2002
	Mike Anderson, 2000
	Terrell Davis, 1997
14	Clinton Portis, 2003
13	Terrell Davis, 1996
12	Mike Anderson, 2005
	Floyd Little, 1973
10	Knowshon Moreno, 2013
	Jon Keyworth, 1974

#### Game

5	Portis, vs. Kansas City, 12/7/03
4	Anderson, at New Orleans, 12/3/00
3	12 times (last: Moreno, vs. Jacksonville, 10/13/13)

### MOST RUSHING TOUCHDOWNS BY A ROOKIE

#### Season

15	Clinton Portis, 2002
	Mike Anderson, 2000
10	Jon Keyworth, 1974
8	Mike Bell, 2006
7	Knowshon Moreno, 2009
	Olandis Gary, 1999
	Terrell Davis, 1995
	Bobby Humphrey, 1989

#### Game

4	Anderson, at New Orleans, 12/3/00
3	Portis, vs. Kansas City, 12/15/02
	Keyworth, vs. Kansas City, 11/18/74
2	27 times (last: M. Ball, vs. Kansas City, 11/17/13)

### MOST CONSECUTIVE GAMES SCORING BY RUSH

8	Terrell Davis, 1998
6	Terrell Davis, 1997-98 (last four, first two)
5	Mike Anderson, 2005
	Terrell Davis, 1997
	Sammy Winder, 1985

### LONGEST SCORING RUN

82	Gene Mingo, vs. Oakland, 10/5/62
80	Mike Anderson, at Seattle, 11/26/00
	Floyd Little, at San Francisco, 10/25/70
72	Javon Walker, at Pittsburgh, 11/5/06
	Joe Dawkins, at Kansas City, 10/7/73
71	Terrell Davis, vs. Baltimore, 10/20/96
68	Billy Joe, at Boston, 10/18/63
67	Tatum Bell, vs. Philadelphia, 10/30/05
	Gaston Green, vs. Houston, 10/18/92
66	Billy Van Heusen, vs. Houston, 9/17/72

### LONGEST SCORING RUN BY A ROOKIE

80	Mike Anderson, at Seattle, 11/26/00
68	Billy Joe, at Boston, 10/18/63
60	Terrell Davis, at Houston, 11/26/95
51	Clinton Portis, vs. Kansas City, 12/15/02
45	Olandis Gary, at Detroit, 12/25/99
	Fred Bukaty, vs. Buffalo, 11/19/61

### LONGEST NON-SCORING RUN

71	Eddie Royal, vs. Buffalo, 12/21/08
	Olandis Gary, vs. Seattle, 12/19/99
70	Terrell Davis, at Seattle, 10/11/98
68	Tatum Bell, vs. New England, 10/16/05
	Henry Bell, vs. Los Angeles, 10/16/60
63	Jim Krieg, vs. San Diego, 12/10/72
	Bob Scarpitto, at San Diego, 10/30/66
62	Lonnie Perrin, vs. Baltimore, 11/27/77
60	Olandis Gary, at New England, 10/24/99
59	Clinton Portis, vs. Chicago, 11/23/03
	Clinton Portis, vs. Arizona, 12/29/02

### LONGEST NON-SCORING RUN BY A ROOKIE

71	Eddie Royal, vs. Buffalo, 12/21/08
	Olandis Gary, vs. Seattle, 12/19/99
68	Henry Bell, vs. Los Angeles, 10/16/60
63	Jim Krieg, vs. San Diego, 12/10/72

## PASSING

### WINNING PERCENTAGE AS A STARTING QUARTERBACK (min. 25 starts)

26-6 (.813)	Peyton Manning, 2012-13
39-15 (.722)	Jake Plummer, 2003-06
148-82-1 (.643)	John Elway, 1983-98
41-23 (.641)	Craig Morton, 1977-82
27-24 (.529)	Brian Griese, 1998-2002
20-18-3 (.524)	Charley Johnson, 1972-75
17-20 (.459)	Jay Cutler, 2006-08
14-17 (.452)	Steve Ramsey, 1971-76
12-22 (.353)	Kyle Orton, 2009-11
13-25-1 (.346)	Frank Tripucka, 1960-63

### MOST PASSING YARDS

#### Career

51,475	John Elway, 1983-98
11,895	Craig Morton, 1977-82
11,763	Brian Griese, 1998-2002
11,631	Jake Plummer, 2003-06
10,136	Peyton Manning, 2012-13
9,024	Jay Cutler, 2006-08
8,434	Kyle Orton, 2009-11
7,676	Frank Tripucka, 1960-63
7,238	Charley Johnson, 1972-75
6,437	Steve Ramsey, 1971-76

#### Season

*5,477	Peyton Manning, 2013
4,659	Peyton Manning, 2012
4,526	Jay Cutler, 2008
4,089	Jake Plummer, 2004
4,030	John Elway, 1993
3,970	John Elway, 1995
3,891	John Elway, 1985
3,802	Kyle Orton, 2009
3,653	Kyle Orton, 2010
3,635	John Elway, 1997

\* - NFL Record

## INDIVIDUAL RECORDS — PASSING

### MOST PASSING YARDS, CONT.

Game	
499	Plummer, vs. Atlanta, 10/31/04 (31-55)
476	Orton, vs. Indianapolis, 9/26/10 (37-57)
462	Manning, vs. Baltimore, 9/5/13 (27-42)
	Frerotte, vs. San Diego, 11/19/00 (36-58)
447	Cutler, at Cleveland, 11/6/08 (24-42)
	Trippucka, at Buffalo, 9/15/62 (29-56)
445	C. Johnson, vs. Kansas City, 11/18/74 (28-42)
432	Elway, at Seattle, 12/20/85 (24-42)
431	Orton, vs. Kansas City, 1/3/10 (32-56)
414	Manning, at Dallas, 10/6/131 (33-42)

### MOST PASSING YARDS BY A ROOKIE

Season	
1,689	Mickey Slaughter, 1963
1,663	John Elway, 1983
1,589	Marlin Briscoe, 1968
1,110	Max Choboian, 1966
1,001	Jay Cutler, 2006

Game	
345	Elway, vs. Baltimore, 12/11/83 (23-34)
335	Briscoe, vs. Buffalo, 11/24/68 (12-29)
308	Tebow, vs. Houston, 12/26/10 (16-29)
298	Slaughter, at Oakland, 12/15/63 (20-35)
284	Elway, vs. Cleveland, 12/4/83 (16-24)
275	Karcher, at Kansas City, 10-18-87 (25-39)

### MOST ATTEMPTS

Career	
7,250	John Elway, 1983-98
1,678	Brian Griese, 1998-2002
1,596	Jake Plummer, 2003-06
1,594	Craig Morton, 1977-82
1,277	Frank Trippucka, 1960-63
1,242	Peyton Manning, 2012-13
1,220	Jay Cutler, 2006-08
1,194	Kyle Orton, 2009-11
970	Charley Johnson, 1972-75
919	Steve Ramsey, 1971-76

Season	
659	Peyton Manning, 2013
616	Jay Cutler, 2008
605	John Elway, 1985
583	Peyton Manning, 2012
551	John Elway, 1993
542	John Elway, 1995
541	Kyle Orton, 2009
521	Jake Plummer, 2004
504	John Elway, 1986
502	John Elway, 1997
	John Elway, 1990

Game	
59	Manning, vs. Tennessee, 12/8/13
	Elway, at Green Bay, 10/10/93
58	Frerotte, vs. San Diego, 11/19/00
57	Orton, vs. Indianapolis, 9/26/10
56	Orton, vs. Kansas City, 1/3/10
	Trippucka, at Buffalo, 9/15/62
55	Plummer, vs. Atlanta, 10/31/04
53	Griese, at Baltimore, 9/30/02
	Slaughter, at Houston, 12/20/64
52	Manning, vs. Houston, 9/23/12
	Trippucka, at Houston, 11/20/60
	Trippucka, vs. Houston, 11/6/60

### MOST ATTEMPTS BY A ROOKIE

Season	
259	John Elway, 1983
224	Marlin Briscoe, 1968
223	Mickey Slaughter, 1963
137	Jay Cutler, 2006
121	Tommy Maddox, 1992

Game	
44	Elway, vs. Baltimore, 12/11/83
36	Tebow, vs. San Diego, 1/2/11
34	Elway, at Kansas City, 12/18/83
33	Elway, vs. Philadelphia, 9/18/83
32	Cutler, vs. San Francisco, 12/31/06 (OT)

### MOST COMPLETIONS

Career	
4,123	John Elway, 1983-98
1,044	Brian Griese, 1998-2002
944	Jake Plummer, 2003-06
907	Craig Morton, 1977-82
850	Peyton Manning, 2012-13
762	Jay Cutler, 2006-08
720	Kyle Orton, 2009-11
662	Frank Trippucka, 1960-63
517	Charley Johnson, 1972-75
456	Steve Ramsey, 1971-76

Season	
450	Peyton Manning, 2013
400	Peyton Manning, 2012
384	Jay Cutler, 2008
348	John Elway, 1993
336	Kyle Orton, 2009
327	John Elway, 1985
316	John Elway, 1995
307	John Elway, 1994
303	Jake Plummer, 2004
297	Jay Cutler, 2007

Game	
39	Manning, vs. Tennessee, 12/8/13
37	Orton, vs. Indianapolis, 9/26/10
36	Cutler, vs. San Diego, 9/14/08
	Frerotte, vs. San Diego, 11/19/00
	Elway, vs. San Diego, 9/4/94
35	Orton, at Tennessee, 10/3/10
	Orton, vs. New England, 10/11/09
	Griese, at Baltimore, 9/30/02
34	Griese, vs. Oakland, 11/11/02
	Slaughter, at Houston, 12/20/64

### MOST COMPLETIONS BY A ROOKIE

Season	
123	John Elway, 1983
112	Mickey Slaughter, 1963
93	Marlin Briscoe, 1968
81	Jay Cutler, 2006
66	Tommy Maddox, 1992

Game	
23	Elway, vs. Baltimore, 12/11/83
21	Cutler, vs. San Francisco, 12/31/06 (OT)
	Cutler, at Arizona, 12/17/06
18	Maddox, at L.A. Raiders, 11/22/92
	Elway, vs. Philadelphia, 9/18/83

### HIGHEST COMPLETION PERCENTAGE

Career (min. 100 passes)	
.684	Peyton Manning, 2012-13 (850-1,242)
.626	Hugh Millen, 1994-95 (107-171)
.625	Jay Cutler, 2006-08 (762-1,220)
.622	Brian Griese, 1998-2002 (1,044-1,678)
.603	Kyle Orton, 2009-11 (720-1,194)
.600	Gus Frerotte, 2000-01 (168-280)
	Bubby Brister, 1997-99 (96-160)
.591	Jake Plummer, 2003-06 (944-1,596)
.581	Gary Kubiak, 1983-91 (173-298)
.575	Steve DeBerg, 1981-83 (314-546)

Season (min. 50 passes)	
.686	Peyton Manning, 2012 (400-583)
.683	Peyton Manning, 2013 (450-659)
.667	Brian Griese, 2002 (291-436)
.643	Brian Griese, 2000 (216-336)
.636	Jay Cutler, 2007 (297-467)
.632	Norris Weese, 1978 (55-87)
.632	John Elway, 1993 (348-551)
.626	Jake Plummer, 2003 (189-302)
.623	Jay Cutler, 2008 (384-616)
.623	Gary Kubiak, 1988 (43-69)



## INDIVIDUAL RECORDS — PASSING

### HIGHEST COMPLETION PERCENTAGE, CONT.

#### Game (min. 10 passes)

.944	Morton, vs. San Diego, 9/27/81 (17-18)
.917	Elway, at L.A. Raiders, 11/2/86 (11-12)
.893	Manning, at Oakland, 12/29/13 (25-28)
.865	Manning, vs. Oakland, 9/23/13 (32-37)
.864	Morton, vs. Kansas City, 12/20/78 (19-22)
.842	Elway, vs. Minnesota, 11/18/84 (16-19)
.833	Ramsey, vs. Cleveland, 10/19/75 (10-12)
.826	Millen, at San Francisco, 12/17/94 (19-23)
.824	Manning, vs. Philadelphia, 9/29/13 (28-34)
	Plummer, at Indianapolis, 12/21/03 (14-17)

### HIGHEST COMPLETION PERCENTAGE BY A ROOKIE

#### Season (min. 50 passes)

.591	Jay Cutler, 2006 (81-137)
.540	Tommy Maddox, 1992 (66-121)
.502	Mickey Slaughter, 1963 (112-223)
.500	Tim Tebow, 2010 (41-82)
.475	John Elway, 1983 (123-259)

### MOST TOUCHDOWN PASSES

#### Career

300	John Elway, 1983-98
92	Peyton Manning, 2012-13
74	Craig Morton, 1977-82
71	Jake Plummer, 2003-06
	Brian Griese, 1998-2002
54	Jay Cutler, 2006-08
52	Charley Johnson, 1972-75
51	Frank Tripucka, 1960-63
49	Kyle Orton, 2009-11
38	Steve Tensi, 1967-70

#### Season

*55	Peyton Manning, 2013
37	Peyton Manning, 2012
27	Jake Plummer, 2004
	John Elway, 1997
26	John Elway, 1996
	John Elway, 1995
25	Jay Cutler, 2008
	John Elway, 1993
24	Frank Tripucka, 1960
23	Brian Griese, 2001
22	John Elway, 1998
	John Elway, 1985

\* - NFL Record

#### Game

7	Manning, vs. Baltimore, 9/5/13
5	Manning, at Kansas City, 12/1/13
	Frerotte, vs. San Diego, 11/19/00
	Elway, vs. Minnesota, 11/18/84
	Tripucka, vs. Buffalo, 10/28/62
4	30 times (last: Manning, at Oakland, 12/29/13)

\* - NFL Record (tie)

### MOST TOUCHDOWN PASSES BY A ROOKIE

#### Season

14	Marlin Briscoe, 1968
13	Mickey Slaughter, 1963
9	Jay Cutler, 2006
7	John Elway, 1983
5	Tim Tebow, 2010
	Tommy Maddox, 1992

#### Game

4	Elway, vs. Baltimore, 12/11/83
	Briscoe, vs. Buffalo, 11/24/68
3	Maddox, vs. Dallas, 12/6/92; Briscoe, vs. San Diego, 12/1/68; Briscoe, at San Diego, 10/20/68

### MOST INTERCEPTIONS THROWN

#### Career

226	John Elway, 1983-98
85	Frank Tripucka, 1960-63
65	Craig Morton, 1977-82
58	Steve Ramsey, 1971-76
53	Brian Griese, 1998-2002
52	Charley Johnson, 1972-75

47	Jake Plummer, 2003-06
45	Steve Tensi, 1967-70
38	Mickey Slaughter, 1963-66
37	Jay Cutler, 2006-08

#### Season

34	Frank Tripucka, 1960
25	Frank Tripucka, 1962
23	John Elway, 1985
22	George Herring, 1961
21	Frank Tripucka, 1961
20	Jake Plummer, 2004
	Jacky Lee, 1964
19	Brian Griese, 2001
	John Elway, 1988
	Craig Morton, 1979

#### Game

6	Horn, at Green Bay, 9/26/71
	Herring, at Houston, 11/26/61
5	Nine times (last: Elway, vs. Kansas City, 12/14/85)

### MOST INTERCEPTIONS THROWN BY A ROOKIE

#### Season

15	Mickey Slaughter, 1963
14	John Elway, 1983
13	Marlin Briscoe, 1968
9	Tommy Maddox, 1992
5	Jay Cutler, 2006

#### Game

5	Slaughter, vs. Houston, 10/13/63
4	Five times (last: Maddox, vs. Dallas, 12/6/92)

### BEST INTERCEPTION AVOIDANCE PERCENTAGE

#### Career (min. 100 passes)

.017	Peyton Manning, 2012-13 (21-1,242)
.018	Hugh Millen, 1994-95 (3-171)
.023	Kyle Orton, 2009-11 (28-1,194)
.025	Tim Tebow, 2010-11 (9-353)
.029	Gus Frerotte, 2000-01 (8-280)
.029	Jake Plummer, 2003-06 (47-1,596)
.030	Jay Cutler, 2006-08 (37-1,220)
.031	John Elway, 1983-98 (226-7,250)
.032	Brian Griese, 1998-2002 (53-1,678)
.035	Ken Karcher, 1987-88 (4-114)

#### Season (min. 50 passes)

.012	Brian Griese, 2000 (4-336)
.012	Chris Miller, 1999 (1-81)
.013	Gary Kubiak, 1984 (1-75)
.015	Peyton Manning, 2013 (10-659)
.015	Jake Plummer, 2005 (7-456)
.018	Kyle Orton, 2010 (9-498)
.018	John Elway, 1993 (10-551)
.019	Peyton Manning, 2012 (11-583)
.020	John Elway, 1994 (10-494)
.022	John Elway, 1997 (11-502)

### HIGHEST AVERAGE GAIN PER ATTEMPT

#### Career (min. 100 passes)

8.16	Peyton Manning, 2012-13 (1,242-10,136)
7.52	Norris Weese, 1976-79 (251-1,887)
7.46	Craig Morton, 1977-82 (1,594-11,895)
7.46	Charley Johnson, 1972-75 (970-7,238)
7.44	Gus Frerotte, 2000-01 (280-2,084)
7.40	Jay Cutler, 2006-08 (1,220-9,024)
7.30	Steve Beuerlein, 2002-03 (180-1,314)
7.29	Jake Plummer, 2003-06 (1,596-11,631)
7.12	George Shaw, 1962 (110-783)
7.10	John Elway, 1983-98 (7,250-51,475)

#### Season (min. 50 passes)

8.65	Jacky Lee, 1965 (80-692)
8.50	Craig Morton, 1981 (376-3,195)
8.31	Peyton Manning, 2013 (659-5,477)
8.31	Norris Weese, 1978 (87-723)
8.07	Charley Johnson, 1974 (244-1,969)
8.00	Brian Griese, 2000 (336-2,688)
7.99	Peyton Manning, 2012 (583-4,659)
7.98	Tim Tebow, 2010 (82-654)
7.91	Steve Beuerlein, 2002 (117-925)
7.88	John Elway, 1998 (356-2,806)

## INDIVIDUAL RECORDS — PASSING

### HIGHEST AVERAGE GAIN PER ATTEMPT, CONT.

#### Game (min. 12 passes)

17.11	Morton, vs. San Diego, 9/27/81 (18-308)
16.45	Johnson, vs. Kansas City, 9/21/75 (20-329)
15.70	Morton, vs. Detroit, 10/11/81 (18-283)
14.00	Plummer, at Indianapolis, 12/21/03 (17-238)
13.67	Tensi, vs. Boston, 9/14/69 (15-205)

### HIGHEST AVERAGE GAIN PER ATTEMPT BY A ROOKIE

#### Season (min. 50 passes)

7.98	Tim Tebow, 2010 (82-654)
7.57	Mickey Slaughter, 1963 (223-1,689)
7.31	Jay Cutler, 2006 (137-1,001)
7.09	Marlin Briscoe, 1968 (224-1,589)
6.42	John Elway, 1983 (259-1,663)
6.26	Tommy Maddox, 1992 (121-757)

### HIGHEST AVERAGE GAIN PER COMPLETION

#### Career (min. 100 passes)

17.09	Marlin Briscoe, 1968 (93-1,589)
15.98	George Shaw, 1962 (49-783)
14.81	Steve Tensi, 1967-70 (348-5,153)
14.27	Tim Tebow, 2010-11 (167-2,383)
14.12	Steve Ramsey, 1971-76 (456-6,437)
14.00	Charley Johnson, 1972-75 (517-7,238)
13.54	Max Choboian, 1966 (82-1,110)
13.48	John McCormick, 1963-68 (207-2,791)
13.36	Don Breaux, 1963 (70-935)
13.20	Norris Weese, 1976-79 (143-1,887)

#### Season (min. 50 passes)

17.94	John Huftnagel, 1975 (16-287)
17.09	Marlin Briscoe, 1968 (93-1,589)
16.15	Steve Ramsey, 1972 (65-1,050)
15.98	George Shaw, 1962 (49-783)
15.95	Tim Tebow, 2010 (41-654)
15.73	Jacky Lee, 1965 (44-692)
15.71	Charley Johnson, 1975 (65-1,021)
15.19	Steve Tensi, 1969 (131-1,990)
15.09	Steve Ramsey, 1976 (128-1,931)
15.08	Mickey Slaughter, 1963 (112-1,689)

#### Game (min. 12 passes)

27.92	Briscoe, vs. Buffalo, 11/24/68 (12-335)
27.42	Johnson, vs. Kansas City, 9/21/75 (12-329)
25.23	McCormick, at Buffalo, 12/18/66 (13-328)
23.90	Breaux, vs. Buffalo, 11/3/63 (10-239)
23.73	Ramsey, vs. Houston, 9/17/73 (11-261)

### HIGHEST PASSER RATING

#### Career (min. 100 passes)

110.8	Peyton Manning, 2012 (1,242 att.)
87.1	Jay Cutler, 2006-08 (1,220 att.)
86.5	Bubby Brister, 1997-99 (160 att.)
85.7	Kyle Orton, 2009-11 (1,194 att.)
85.5	Gus Frerotte, 2000-01 (280 att.)
84.3	Jake Plummer, 2003-06 (1,596 att.)
84.1	Brian Griese, 1998-2002 (1,678 att.)
79.9	John Elway, 1983-98 (7,250 att.)
79.3	Hugh Millen, 1994-95 (171 att.)
79.1	Craig Morton, 1977-82 (1,594 att.)

#### Season (min. 50 passes)

115.1	Peyton Manning, 2013 (1,242 att.)
105.8	Peyton Manning, 2012 (583 att.)
102.9	Brian Griese, 2000 (336 att.)
99.0	Bubby Brister, 1998 (131 att.)
93.0	John Elway, 1998 (356 att.)
92.8	John Elway, 1993 (551 att.)
91.2	Jake Plummer, 2003 (302 att.)
90.5	Craig Morton, 1981 (376 att.)
90.2	Jake Plummer, 2005 (456 att.)
90.1	Gary Kubiak, 1988 (69 att.)

### HIGHEST PASSER RATING BY A ROOKIE

#### Season (min. 50 passes)

88.5	Jay Cutler, 2006
82.1	Tim Tebow, 2010
73.5	Ken Karcher, 1987
71.4	Don Breaux, 1963
66.9	Mickey Slaughter, 1963

### MOST CONSECUTIVE GAMES WITH A TOUCHDOWN PASS

32	Manning, 2012-13
23	Griese, 2001-02 (15 games in 2001; did not play in one game, first eight of 2002)
17	Orton, 2009-10 (last 6 games of 20, first 11 of 2010)
15	Elway, 1995-96 (last 12 games of 1995, first three of 1996)
13	Elway, 1985-86 (last 7 games of 1985, first 6 of 1986)
12	Elway, 1992-93 (last game of 1992, first 11 games of 1993)
11	Cutler, 2007-08 (last game of 2007, first 10 games of 2008)
10	Elway, 1996 (5th through 15th; did not play in one game)
	Johnson, 1973-74 (last 8 games of 1973, first 2 games of 1974)
9	Six times (last: Cutler, 2006-07 (last 5 games of 2006, first 4 games of 2007))

### MOST CONSECUTIVE COMPLETIONS

20	Millen, last 7 at L.A. Raiders, 12/11/94 and first 13 at S.F., 12/17/94
18	DeBerg, at L.A. Rams (17), 12/12/82 and vs. Kansas City (1), 12/19/82
17	Griese, at Arizona, 9/23/01
16	Plummer, vs. Detroit, 9/28/03 and Morton, vs. Kansas City, 12/10/78
15	Manning, vs. Oakland, 9/23/13
14	Elway, vs. Seattle (5), 11/2/97 and vs. Carolina (9), 11/9/97
13	Manning, at San Diego, 10/15/12 and Manning, at Carolina, 11/11/12
12	Manning, at Oakland, 12/29/13
	Griese, at San Diego, 10/8/00

### MOST CONSECUTIVE PASSES WITHOUT AN INTERCEPTION

229	Plummer, 2005 (2nd through 11th)
226	Manning, 2012-13 (15th Game in 2012 through 5th game in 2013)
190	Elway, 1997 (8th through 14th)
176	Manning, 2012 (2nd through 6th)
136	Elway, 1990-91 (15th game in 1990 through 4th game in 1991)

### LONGEST SCORING PASS

97	George Shaw to Jerry Tarr, at Boston, 9/21/62
96	Frank Tripucka to Al Frazier, at Buffalo, 9/15/62
95	Craig Morton to Steve Watson, vs. Detroit, 10/11/81
93	Jay Cutler to Eddie Royal, at Cleveland, 11/6/08
	Craig Morton to Steve Watson, vs. San Diego, 9/27/75
90	Charley Johnson to Rick Upchurch, vs. Kansas City, 9/21/75
	John McCormick to Bob Scarpitto, vs. Houston, 10/17/65
87	Kyle Orton to Brandon Stokley, at Cincinnati, 9/13/09
	Frank Tripucka to Al Frazier, vs. San Diego, 11/12/61
85	Jake Plummer to Rod Smith, vs. Oakland, 11/28/04

### LONGEST NON-SCORING PASS

88	Brian Griese to Byron Chamberlain, vs. Green Bay, 10/17/99
86	John Elway to Vance Johnson, vs. L.A. Raiders, 9/26/88
	Craig Morton to Steve Watson, vs. Kansas City, 12/6/81
78	John Elway to Rod Smith, vs. Kansas City, 8/31/97
76	Hugh Millen to Anthony Miller, vs. San Francisco, 12/17/94

## INDIVIDUAL RECORDS — PASSING / RECEIVING

### LONGEST NON-SCORING PASS, CONT.

88	Brian Griese to Byron Chamberlain,
74	Don Horn to Floyd Little, vs. Oakland, 10/10/71
	Pete Liske to Billy Van Heusen, at New Orleans, 11/22/70
	Mickey Slaughter to Bill Groman, at Buffalo, 11/9/63
73	John Elway to Steve Watson, at Seattle, 12/15/84
72	Four times (last: Jay Cutler to Tony Scheffler, at Oakland, 9/8/08)

### LONGEST COMPLETION BY A ROOKIE

81	Arthur Marshall (WR) to Cedric Tillman, vs. Dallas, 12/6/92 (TD)
78	Gary Kubiak to Steve Watson, vs. Seattle, 11/20/83 (TD)
74	Mickey Slaughter to Bill Groman, at Buffalo, 11/9/63
71	Jay Cutler to Brandon Marshall, vs. Seattle, 12/3/06 (TD)
54	Jay Cutler to Javon Walker, at Arizona, 12/17/06 (TD)

## RECEIVING

### MOST RECEPTIONS

#### Career

849	Rod Smith, 1995-2007
675	Shannon Sharpe, 1990-99, '02-03
543	Lionel Taylor, 1960-66
462	Ed McCaffrey, 1995-2003
415	Vance Johnson, 1985-93, '95
396	Riley Odoms, 1972-83
353	Steve Watson, 1979-87
327	Brandon Marshall, 2006-09
302	Haven Moses, 1972-81
276	Mark Jackson, 1986-92

#### Season

113	Rod Smith, 2001
104	Brandon Marshall, 2008
102	Brandon Marshall, 2007
101	Brandon Marshall, 2009
	Ed McCaffrey, 2000
100	Rod Smith, 2000
	Lionel Taylor, 1961
94	Demaryius Thomas, 2012
92	Demaryius Thomas, 2013
	Lionel Taylor, 1960

#### Game

*21	Marshall, at Indianapolis, 12/13/09
18	Marshall, vs. San Diego, 9/14/08
14	Gaffney, vs. Kansas City, 1/3/10
	R. Smith, at Arizona, 9/23/01
13	R. Smith, vs. New England, 10/1/00
	Sharpe, vs. San Diego, 10/6/96
	B. Anderson, vs. Chicago, 9/30/73
	Taylor, vs. Oakland, 11/29/64
12	Gaffney, vs. Indianapolis, 9/26/10
	Sharpe, at Kansas City, 10/20/02 (OT)
	Taylor, at Boston, 9/21/62

\* - NFL Record

### MOST RECEPTIONS BY A ROOKIE

#### Season

91	Eddie Royal, 2008
51	Vance Johnson, 1985
49	Terrell Davis, 1995
38	Mark Jackson, 1986
	Glyn Milburn, 1993

#### Game

11	Royal, at San Diego, 12/28/08
9	Royal, at New England, 10/20/08
	Royal, at Kansas City, 9/28/08
	Royal, at Oakland, 9/8/08
8	Three times (last: Thomas, vs. Seattle, 9/19/10)

### MOST RECEIVING YARDS

#### Career

11,389	Rod Smith, 1995-2007
8,439	Shannon Sharpe, 1990-99, '02-03
6,872	Lionel Taylor, 1960-66
6,200	Ed McCaffrey, 1995-2003
6,112	Steve Watson, 1979-87
5,755	Riley Odoms, 1972-83
5,695	Vance Johnson, 1985-93, '95
5,450	Haven Moses, 1972-81
4,746	Mark Jackson, 1986-92
4,369	Rick Upchurch, 1975-83

#### Season

1,602	Rod Smith, 2000
1,448	Brandon Lloyd, 2010
1,434	Demaryius Thomas, 2012
1,430	Demaryius Thomas, 2013
1,343	Rod Smith, 2001
1,325	Brandon Marshall, 2007
1,317	Ed McCaffrey, 2000
1,288	Eric Decker, 2013
1,265	Brandon Marshall, 2008
1,244	Steve Watson, 1981

#### Game

214	Sharpe, at Kansas City, 10/20/02 (OT)
213	Gaffney, vs. Kansas City, 1/3/10
208	R. Smith, vs. Atlanta, 10/31/04
200	Marshall, at Indianapolis, 12/13/09
199	Taylor, vs. Buffalo, 11/27/60
187	R. Smith, vs. San Diego, 11/19/00
183	Watson, at L.A. Rams, 12/12/82
182	Watson, vs. Detroit, 10/11/81
180	D. Thomas, at New England, 10/7/12
	Sharpe, vs. Buffalo, 9/3/95

### MOST RECEIVING YARDS BY A ROOKIE

#### Season

980	Eddie Royal, 2008
738	Mark Jackson, 1986
721	Vance Johnson, 1985
525	Ashley Lelie, 2002
493	Arthur Marshall, 1992

#### Game

164	Royal, at Cleveland, 11/6/08
153	Upchurch, vs. Kansas City, 9/21/75
152	Tarr, at Boston, 9/21/62
146	Royal, at Oakland, 9/8/08
134	A. Marshall, vs. N.Y. Jets, 11/8/92

### MOST TOUCHDOWN RECEPTIONS

#### Career

68	Rod Smith, 1995-2007
55	Shannon Sharpe, 1990-99, '02-03
46	Ed McCaffrey, 1995-2003
44	Haven Moses, 1972-81
	Lionel Taylor, 1960-66
41	Riley Odoms, 1972-81
37	Vance Johnson, 1985-93, '95
36	Steve Watson, 1979-87
33	Eric Decker, 2010-13
32	Al Denson, 1964-70

#### Season

14	Demaryius Thomas, 2013
	Anthony Miller, 1995
13	Eric Decker, 2012
	Steve Watson, 1981
12	Rod Smith, 1997
	Lionel Taylor, 1960
11	Eric Decker, 2013
	Brandon Lloyd, 2010
	Rod Smith, 2001
	Al Denson, 1967

#### Game

4	Decker, at Kansas City, 12/1/13
3	12 times (last: D. Thomas, at San Diego, 11/10/13)

## INDIVIDUAL RECORDS — RECEIVING / PUNTING

### MOST TOUCHDOWN RECEPTIONS BY A ROOKIE

Season	
5	Eddie Royal, 2008
4	Tony Scheffler, 2006
	Rick Massie, 1987
3	Glyn Milburn, 1993
	Melvin Bratton, 1989
	Vance Johnson, 1985
	Clarence Kay, 1984
	Clint Sampson, 1983
	Billy Van Heusen, 1968
2	Six times (last: Demaryius Thomas, 2010)
Game	
2	Scheffler, at San Diego, 12/10/06
	Sampson, vs. Cleveland, 12/4/83
1	Many (last: Decker, vs. San Diego, 1/2/11)

### HIGHEST AVERAGE GAIN PER RECEPTION

#### Career (min. 50 receptions)

20.5	Bill Van Heusen, 1968-76 (82-1,684)
17.8	Brandon Lloyd, 2009-11 (104-1,848)
18.0	Haven Moses, 1972-81 (302-5,450)
17.9	Ashley Lelie, 2002-05 (168-3,007)
17.4	Al Frazier, 1961-63 (58-1,010)
17.3	Steve Watson, 1979-1987 (353-6,112)
17.2	Mark Jackson, 1986-92 (276-4,746)
16.8	Bob Scarpitto, 1962-67 (145-2,439)
16.8	Mike Haffner, 1968-70 (59-991)
16.8	Jack Dolbin, 1975-79 (94-1,576)

#### Season (min. 20 receptions)

22.0	Bob Scarpitto, 1963 (21-463)
20.7	Steve Watson, 1981 (60-1,244)
20.3	Ricky Nattiel, 1987 (31-630)
20.1	Al Denson, 1966 (36-725)
20.1	Haven Moses, 1974 (37-744)
20.1	Ashley Lelie, 2004 (54-1,084)
20.0	Haven Moses, 1977 (27-539)
19.9	Haven Moses, 1976 (25-498)
19.5	Al Denson, 1967 (46-899)
19.4	Mark Jackson, 1986 (38-738)

#### Game (min. 4 receptions)

41.3	Little, vs. Buffalo, 11/24/68 (4-165)
38.0	Tarr, at Boston, 9/21/62 (4-152)
36.0	Watson, vs. Detroit, 10/11/81 (5-182)
36.0	D. Thomas, at Minnesota, 12/4/11 (4-144)
33.5	Scarpitto, vs. Houston, 10/13/63 (4-134)

### HIGHEST AVERAGE GAIN PER RECEPTION BY A ROOKIE

#### Season (min. 20 receptions)

20.3	Ricky Nattiel, 1987 (31-630)
19.4	Mark Jackson, 1986 (38-738)
19.1	Jack Dolbin, 1975 (22-421)
19.0	Arthur Marshall, 1992 (26-493)
16.2	John Embree, 1969 (29-469)

#### Game (min. 4 receptions)

38.0	Tarr, at Boston, 9/21/62 (4-152)
30.5	Haffner, vs. Kansas City, 12/14/68 (4-122)
30.5	Nattiel, at San Diego, 11/29/87 (4-118)
27.3	Royal, at Cleveland, 11/6/08 (6-164)
26.8	A. Marshall, vs. N.Y. Jets, 11/8/92 (5-134)

### MOST CONSECUTIVE GAMES WITH A TOUCHDOWN CATCH

6	Wes Welker, 2013
	Anthony Miller, 1995
	Vance Johnson, 1987
	Al Denson, 1969
	Lionel Taylor, 1960-61 (last 4 games of 1960, first 2 of '61)
5	Eric Decker, 2012
	Steve Watson, 1981
4	Brandon Lloyd, 2010
	Rick Upchurch, 1979
	Riley Odums, 1973
	Al Denson, 1967
	Bob Scarpitto, 1963

### MOST CONSECUTIVE GAMES WITH A RECEPTION

124	Rod Smith, 1999-2006
68	Ed McCaffrey, 1997-2003
62	Lionel Taylor, 1960-64
60	Shannon Sharpe, 1995-99
53	Brandon Marshall, 2006-09
49	Steve Watson, 1983-86
47	Mark Jackson, 1989-92
41	Anthony Miller, 1994-96
	Riley Odums, 1976-79
37	Demaryius Thomas, 2011-13

### LONGEST RECEPTION BY A ROOKIE

97	Jerry Tarr (from George Shaw), at Boston, 9/21/62 (TD)
93	Eddie Royal (from Jay Cutler), at Cleveland, 11/6/08 (TD)
90	Rick Upchurch (from Charley Johnson), vs. Kansas City, 9/21/75 (TD)
82	Al Denson (from Jacky Lee), at Kansas City, 11/1/64 (TD)
81	Cedric Tillman (from Arthur Marshall), vs. Dallas, 12/6/92 (TD)

## PUNTING

### MOST PUNTS

#### Career

641	Tom Rouen, 1993-2002
574	Bill Van Heusen, 1968-76
377	Luke Prestridge, 1979-83
374	Mike Horan, 1986-92
319	Britton Colquitt, 2010-13
248	Bob Scarpitto, 1962-67
218	Chris Norman, 1984-86
204	Jim Fraser, 1962-64
186	Bucky Dilts, 1977-78
150	George Herring, 1960-61

#### Season

105	Bob Scarpitto, 1967
101	Britton Colquitt, 2011
96	Chris Norman, 1984
	Bucky Dilts, 1978
92	Chris Norman, 1985
90	Bucky Dilts, 1977
89	Luke Prestridge, 1979
88	Bill Van Heusen, 1968
87	Luke Prestridge, 1983
	Bill Van Heusen, 1970

#### Game

12	Prestridge, at Buffalo, 10/25/81
	Van Heusen, vs. Cincinnati, 10/6/68
	Scarpitto, at Oakland, 9/19/67
11	Rodriguez, vs. Seattle, 11/30/92 (OT)
	Norman, vs. Seattle, 10/20/85 (OT)
	Scarpitto, vs. Oakland, 11/5/67
	Scarpitto, at N.Y. Jets, 12/3/67
10	Nine times (last: Prestridge, at Bal., 9/11/83)

### HIGHEST GROSS AVERAGE PER PUNT

#### Career (min. 100 punts)

45.8	Britton Colquitt, 2010-13 (319-14,616)
45.0	Todd Sauerbrun, 2005, '07 (119-5,357)
44.3	Bob Scarpitto, 1962-67 (249-11,026)
44.1	Jim Fraser, 1962-64 (209-9,221)
43.9	Tom Rouen, 1993-2002 (641-28,146)
42.5	Mike Horan, 1986-92 (374-15,911)
41.8	Luke Prestridge, 1979-83 (377-15,754)
41.7	Bill Van Heusen, 1968-76 (574-23,936)
41.7	Micah Knorr, 2002-04 (146-6,086)
40.3	Chris Norman, 1984-86 (218-8,782)

#### Season (min. 50 punts)

47.4	Britton Colquitt, 2011 (101-4,783)
46.9	Tom Rouen, 1998 (66-3,097)
46.5	Tom Rouen, 1999 (84-3,908)
46.3	Britton Colquitt, 2012 (67-3,105)
46.1	Jim Fraser, 1963 (78-3,595)
45.3	Tom Rouen, 2001 (81-3,668)
45.2	Bob Scarpitto, 1966 (77-3,480)
45.1	Bill Van Heusen, 1973 (69-3,114)
45.0	Tom Rouen, 1993 (67-3,017)
44.9	Bob Scarpitto, 1967 (105-4,713)

## INDIVIDUAL RECORDS — PUNTING / PUNT RETURNS

### HIGHEST GROSS AVERAGE PER PUNT, CONT.

#### Game (min. 4 punts)

57.2	Horan, vs. L.A. Raiders, 9/26/88 (5-286) (OT)
56.6	Norman, vs. Seattle, 11/25/84 (5-283)
56.2	Colquitt, at Arizona, 12/12/10 (5-281)
55.8	Colquitt, vs. Cincinnati, 9/18/11 (6-335)
55.8	Horan, vs. San Diego, 12/16/90 (5-279)
55.0	Horan, at New England, 10/27/91 (5-275)
54.4	Rouen, at Oakland, 9/20/98 (5-272)
54.3	Rouen, at Arizona, 9/23/01 (4-217)
	Rouen, vs. Minnesota, 10/31/99 (4-217)
54.2	Rouen, at Oakland, 10/10/99 (5-271)

### HIGHEST NET AVERAGE PER PUNT (SINCE 1976)

#### Career (min. 100 punts)

39.3	Britton Colquitt, 2010-13 (319-12,537)
37.2	Todd Sauerbrun, 2005-'07 (122-4,538)
36.5	Mike Horan, 1986-92 (379-13,851)
36.2	Tom Rouen, 1993-2002 (648-23,457)
34.7	Luke Prestridge, 1979-83 (377-13,092)
34.3	Chris Norman, 1984-86 (221-7,588)
33.3	Micah Knorr, 2002-04 (149-4,959)
33.2	Bucky Dilts, 1977-78 (186-6,176)

#### Season (min. 50 punts)

42.1	Britton Colquitt, 2012 (67-2,822)
40.2	Britton Colquitt, 2011 (101-4,058)
38.9	Mike Horan, 1990 (59-2,296)
38.8	Britton Colquitt, 2013 (65-2,483)
38.1	Tom Rouen, 1997 (60-2,283)
38.0	Todd Sauerbrun, 2005 (73-2,771)
37.9	Mitch Berger, 2009 (51-1,933)
37.8	Mike Horan, 1988 (65-2,457)
37.6	Tom Rouen, 1995 (53-1,995)
37.6	Tom Rouen, 1998 (67-2,516)

#### Game (min. 4 punts)

52.8	Horan, vs. L.A. Raiders, 9/26/88 (5-264) (OT)
52.3	Rouen, vs. San Diego, 11/11/01 (6-314)
52.3	Dilts, at Houston, 12/4/77 (4-209)
51.2	Horan, vs. San Diego, 12/16/90 (5-256)
51.0	Colquitt, vs. Cincinnati, 9/18/11 (6-306)
50.6	Colquitt, at Atlanta, 9/17/12 (5-253)
48.8	Colquitt, at Minnesota, 12/4/11 (6-293)
48.3	Prestridge, vs. San Francisco, 9/19/82 (6-290)
47.0	Norman, vs. Seattle, 11/25/84 (5-235)
46.9	Sauerbrun, vs. New England, 10/16/05 (7-328)

### LONGEST PUNT

83	Chris Norman, vs. Kansas City, 9/23/84
78	Bill Van Heusen, vs. Dallas, 12/2/73
76	Tom Rouen, at Oakland, 9/20/98
75	Jim Fraser, vs. Boston, 11/11/62
	Jim Fraser, at Oakland, 10/14/62
73	Bucky Dilts, vs. N.Y. Jets, 11/5/78
72	Bill Van Heusen, vs. Oakland, 10/22/73
	Bob Scarpitto, vs. San Diego, 10/22/67
	Bob Scarpitto, vs. Boston, 9/3/67

## PUNT RETURNS

### MOST PUNT RETURNS

#### Career

248	Rick Upchurch, 1975-83
157	Bill Thompson, 1969-81
128	Deltha O'Neal, 2000-03
112	Glyn Milburn, 1993-95
101	Gerald Willhite, 1982-88
81	Vance Johnson, 1985-91
	Floyd Little, 1967-75
	Eddie Royal, 2008-11
74	Darrien Gordon, 1997-98
63	Trindon Holliday, 2012-13

#### Season

51	Rick Upchurch, 1977
44	Chris Watson, 1999
42	Gerald Willhite, 1986
41	Glyn Milburn, 1994
	Wade Manning, 1981
40	Darrien Gordon, 1997
	Glyn Milburn, 1993
39	Rick Upchurch, 1976
37	Rick Upchurch, 1980
36	Rick Upchurch, 1978

#### Game

8	Holliday, at Carolina, 11/11/12
	Upchurch, vs. Baltimore, 10/22/78
	Cosby, vs. Chicago, 12/11/11
7	R. Smith, vs. Kansas City, 10/27/96
	Nattiel, vs. L.A. Raiders, 9/26/88 (OT)
	Willhite, vs. Kansas City, 11/16/86
	Upchurch, vs. San Diego, 11/30/75 (OT)
	Thompson, at Kansas City, 10/6/74
6	13 times (last: Royal, at Kansas City, 12/6/09)

### MOST YARDS ON PUNT RETURNS

#### Career

3,008	Rick Upchurch, 1975-83
1,814	Bill Thompson, 1969-81
1,325	Deltha O'Neal, 2000-03
1,158	Glyn Milburn, 1993-95
1,012	Gerald Willhite, 1982-88
967	Eddie Royal, 2008-11
922	Darrien Gordon, 1997-98
893	Floyd Little, 1967-75
689	Vance Johnson, 1985-91
647	Rod Smith, 1995-2007

#### Season

653	Rick Upchurch, 1977
543	Darrien Gordon, 1997
536	Rick Upchurch, 1976
493	Rick Upchurch, 1978
481	Trindon Holliday, 2012
468	Gerald Willhite, 1986
425	Glyn Milburn, 1993
405	Deltha O'Neal, 2001
379	Darrien Gordon, 1998
	Glyn Milburn, 1994

#### Game

168	Gordon, vs. Carolina, 11/9/97
167	Upchurch, vs. Pittsburgh, 11/6/77
144	Clark, vs. San Diego, 12/27/87
128	Decker, vs. Oakland, 9/12/11
125	Holliday, at Carolina, 11/11/12
	Upchurch, vs. Cleveland, 9/26/76
121	Holliday, at N.Y. Giants, 9/15/13
112	Swanson, at Kansas City, 10/18/87
110	Watson, vs. Seattle, 12/19/99 (OT)
109	Gordon, vs. St. Louis, 9/14/97

### HIGHEST AVERAGE PER PUNT RETURN

#### Career (min. 20 punt returns)

12.46	Darrien Gordon, 1997-98 (74-922)
12.21	Rod Smith, 1995-2007 (53-647)
12.13	Rick Upchurch, 1975-83 (248-3,008)
11.95	Charlie Mitchell, 1963-67 (21-251)
11.94	Eddie Royal, 2008-11 (81-967)
11.89	Gene Mingo, 1960-64 (18-214)
11.73	Al Frazier, 1963-67 (26-305)
11.55	Bill Thompson, 1969-81 (157-1,814)
11.54	Todd Kinchen, 1996 (26-300)
11.02	Floyd Little, 1967-75 (81-893)



## INDIVIDUAL RECORDS — PUNT RETURNS / KICK RETURNS

### HIGHEST AVERAGE PER PUNT RETURN, CONT.

#### Season (min. 10 punt returns)

16.88	Floyd Little, 1967 (16-270)
16.17	Eddie Royal, 2011 (12-194)
16.13	Rick Upchurch, 1982 (15-242)
13.74	Rick Upchurch, 1976 (39-536)
13.69	Rick Upchurch, 1978 (36-493)
13.58	Darrien Gordon, 1977 (40-543)
13.46	Bill Thompson, 1994 (26-350)
13.06	Deltha O'Neal, 2001 (31-405)
12.94	Kevin Clark, 1987 (18-233)
12.83	Al Frazier, 1961 (18-231)

#### MOST PUNTS RETURNED FOR TOUCHDOWN

##### Career

8	Rick Upchurch, 1975-83
3	Darrien Gordon, 1997-98
2	Trindon Holliday, 2012-13
	Eddie Royal, 2008-11
	Deltha O'Neal, 2000-03
	Floyd Little, 1967-75

##### Season

4	Rick Upchurch, 1976
3	Darrien Gordon, 1997
2	Rick Upchurch, 1982

##### Game

2	Gordon, vs. Carolina, 11/9/97 (75 and 82)
	Upchurch, vs. Cleveland, 9/26/76 (36 and 73)

#### LONGEST SCORING PUNT RETURN

94	Darrien Gordon, vs. St. Louis, 9/14/97
92	Rick Upchurch, vs. San Diego, 10/3/76
90	Eric Decker, vs. Oakland, 9/12/11
87	Rick Upchurch, vs. Pittsburgh, 11/6/77
86	Deltha O'Neal, at Seattle, 10/14/01
85	Eddie Royal, at San Diego, 11/6/11
82	Darrien Gordon, vs. Carolina, 11/9/97
81	Trindon Holliday, at N.Y. Giants, 9/15/13
	Steve Watson, vs. Seattle, 12/19/99
80	Glenn Martinez, vs. Tennessee, 11/19/07

#### LONGEST NON-SCORING PUNT RETURN

64	Deltha O'Neal, at San Diego, 10/8/00
60	Bill Thompson, at Baltimore, 11/10/74
59	Bill Thompson, vs. New England, 12/17/72
54	Glyn Milburn, vs. Tampa Bay, 12/26/93
	Charlie Mitchell, at Buffalo, 9/20/64
53	Deltha O'Neal, vs. Indianapolis, 11/24/02
	Rick Upchurch, at Seattle, 10/29/78
	Rick Upchurch, at Kansas City, 9/24/78
	Bill Thompson, at N.Y. Jets, 10/28/73
52	Darrent Williams, at Oakland, 11/13/05
	Floyd Little, vs. N.Y. Jets, 9/21/69

#### ALL PUNT RETURNS FOR TDs (31)

9/15/13	Trindon Holliday, at N.Y. Giants (81 yards)
11/11/12	Trindon Holliday, at Carolina (76 yards)
11/06/11	Eddie Royal, at Oakland (85 yards)
9/12/11	Eric Decker, vs. Oakland (90 yards)
10/19/09	Eddie Royal, at San Diego (71 yards)
11/19/07	Glenn Martinez, vs. Tennessee (80)
11/16/03	Rod Smith, vs. San Diego (65)
11/3/03	Deltha O'Neal, vs. New England (57)
10/14/01	Deltha O'Neal, at Seattle (86)
12/19/99	Chris Watson, vs. Seattle (81)
11/9/97	Darrien Gordon, vs. Carolina (75)
11/9/97	Darrien Gordon, vs. Carolina (82)
9/14/97	Darrien Gordon, vs. St. Louis (94)
12/27/87	Kevin Clark, vs. San Diego (71)
11/16/86	Gerald Willhite, vs. Kansas City (70)
10/12/86	Mike Harden, at San Diego (41)
9/25/83	Zach Thomas, vs. L.A. Raiders (70)
12/19/82	Rick Upchurch, vs. Kansas City (78)
9/19/82	Rick Upchurch, vs. San Francisco (67)
9/17/78	Rick Upchurch, vs. San Diego (75)
11/6/77	Rick Upchurch, vs. Pittsburgh (87)
10/24/76	Rick Upchurch, at Kansas City (55)
10/3/76	Rick Upchurch, vs. San Diego (92)
9/26/76	Rick Upchurch, vs. Cleveland (36)
9/26/76	Rick Upchurch, vs. Cleveland (73)
12/10/72	Charlie Greer, vs. San Diego (65)
11/17/68	Floyd Little, at Houston (67)
12/3/67	Floyd Little, at N.Y. Jets (72)
11/14/65	Abner Haynes, at Houston (55)
11/15/64	Odell Barry, vs. N.Y. Jets (52)
12/3/61	Al Frazier, vs. Boston (55)
9/9/60	Gene Mingo, at Boston (76)

### KICKOFF RETURNS

#### MOST KICKOFF RETURNS

##### Career

134	Vaughn Hebron, 1996-98
104	Ken Bell, 1986-89
	Floyd Little, 1967-75
96	Glyn Milburn, 1993-95
95	Rick Upchurch, 1975-83
89	Chris Cole, 2000-03
73	Odell Barry, 1964-65
61	Alton Montgomery, 1990-92
	Gene Lang, 1984-87
58	Charlie Mitchell, 1963-67

##### Season

48	Chris Cole, 2001
	Chris Watson, 1999
47	Glyn Milburn, 1995
	Odell Barry, 1964
46	Deltha O'Neal, 2000
	Vaughn Hebron, 1998
45	Vaughn Hebron, 1996
43	Vaughn Hebron, 1997
40	Larry Brunson, 1980
	Rick Upchurch, 1975

##### Game

8	C. Jackson, at San Diego, 12/28/08
	Luke, at Kansas City, 12/19/04
	Kasper, at Kansas City, 10/20/02 (OT)
7	Eight times (last: Decker, at Oakland, 12/19/10)

#### MOST YARDS ON KICKOFF RETURNS

##### Career

3,324	Vaughn Hebron, 1996-98
2,523	Floyd Little, 1967-75
2,355	Rick Upchurch, 1975-83
2,250	Glyn Milburn, 1993-95
2,218	Ken Bell, 1986-89
2,105	Chris Cole, 2000-03
1,856	Odell Barry, 1964-65
1,394	Charlie Mitchell, 1963-67
1,375	Eddie Royal, 2008-11
1,323	Gene Lang, 1984-87

##### Season

1,269	Glyn Milburn, 1995
1,245	Odell Barry, 1964
1,216	Vaughn Hebron, 1998
1,138	Chris Watson, 1999
1,127	Chris Cole, 2001
1,102	Deltha O'Neal, 2000
1,099	Vaughn Hebron, 1996
1,084	Rick Upchurch, 1975
1,009	Vaughn Hebron, 1997
954	Charlie Mitchell, 1963

##### Game

211	Decker, at Arizona, 12/12/10
201	Montgomery, at San Diego, 9/24/72
197	Upchurch, vs. Cleveland, 10/19/75
185	Little, at Miami, 9/17/67
182	Cole, at San Diego, 10/21/01
179	Kasper, at Kansas City, 10/20/02 (OT)
178	Milburn, at Houston, 11/26/95
177	Milburn, vs. San Diego, 11/19/95
165	Kasper, vs. Baltimore, 9/30/01
164	Royal, vs. Miami, 11/2/08

#### HIGHEST AVERAGE PER KICKOFF RETURN

##### Career (min. 40 kickoff returns)

26.28	Abner Haynes, 1965-66 (43-1,130)
25.42	Odell Barry, 1964-65 (73-1,856)
25.13	Bill Thompson, 1969-81 (46-1,156)
25.07	Reuben Droughns, 2002-04 (46-1,153)
24.81	Vaughn Hebron, 1996-98 (134-3,324)
24.79	Rick Upchurch, 1975-83 (95-2,355)
24.48	Al Frazier, 1961-63 (44-1,077)
24.26	Floyd Little, 1967-75 (104-2,523)
24.12	Eddie Royal, 2008-11 (57-1,375)
24.03	Charlie Mitchell, 1963-67 (58-1,394)



## INDIVIDUAL RECORDS — KICK RETURNS / INTERCEPTIONS

### HIGHEST AVERAGE PER KICKOFF RETURN, CONT.

#### Season (min. 15 kickoff returns)

28.50	Bill Thompson, 1969 (18-513)
28.47	Goldie Sellers, 1966 (19-541)
28.00	Al Frazier, 1961 (18-504)
27.75	Trindon Holliday, 2013 (28-775)
27.10	Rick Upchurch, 1975 (40-1,084)
27.00	Glyn Milburn, 1995 (47-1,269)
26.91	Floyd Little, 1967 (35-942)
26.88	Quan Cosby, 2011 (17-457)
26.50	Abner Haynes, 1965 (34-901)
26.49	Odell Barry, 1964 (47-1,245)

### MOST KICKOFFS RETURNED FOR TOUCHDOWN

#### Career

2	Trindon Holliday, 2012-13
1	Goldie Sellers, 1966-67
1	Eight Players (last: Cassius Vaughn, 2010)

#### Season

2	Goldie Sellers, 1966
---	----------------------

#### Game

1	12 times (last: Holliday, vs. Philadelphia, 9/29/13)
---	--

### LONGEST SCORING KICKOFF RETURN

105	Trindon Holliday, vs. Philadelphia, 9/29/13
	Trindon Holliday, at Cincinnati, 11/4/12
100	Nemiah Wilson, at Kansas City, 10/8/66
	Goldie Sellers, vs. Houston, 10/2/66
97	Cassius Vaughn, vs. San Diego, 1/2/11
95	Vaughn Hebron, at Miami, 12/21/98
94	Randy Montgomery, at San Diego, 9/24/72
93	Eddie Royal, at San Diego, 10/19/09
90	Charlie Mitchell, at Houston, 9/14/63
	Al Frazier, vs. Boston, 12/3/61

### LONGEST NON-SCORING KICKOFF RETURN

95	Eddie Royal, vs. Miami, 11/2/08
89	Floyd Little, vs. Oakland, 11/10/68
88	Randy Montgomery, at Oakland, 10/22/72
86	Glyn Milburn, vs. San Diego, 11/19/95
83	Adrian Madise, at Green Bay, 12/28/03
77	Lew Scott, vs. Kansas City, 10/23/66
76	Donnie Stone, at San Diego, 10/29/61
75	Kevin Clark, at Minnesota, 11/4/90
71	Steve Watson, vs. N.Y. Jets, 10/3/99
68	Darren Carrington, at Kansas City, 11/12/89
	Al Carmichael, at Buffalo, 9/18/60

### ALL KICKOFF RETURNS FOR TDs (12)

9/29/13	Trindon Holliday, vs. Philadelphia (105)
11/4/12	Trindon Holliday, at Cincinnati (105)
1/2/11	Cassius Vaughn, vs. San Diego (97)
10/19/09	Eddie Royal, at San Diego (93)
10/1/00	Deltha O'Neal, vs. New England (87)
12/21/98	Vaughn Hebron, at Miami (95)
9/24/72	Randy Montgomery, at San Diego (94)
10/8/66	Nemiah Wilson, at Kansas City (100)
10/2/66	Goldie Sellers, vs. Houston (100)
9/3/66	Goldie Sellers, at Houston (88)
9/14/63	Charlie Mitchell, at Houston (90)
12/3/61	Al Frazier, vs. Boston (90)

## INTERCEPTIONS

### MOST INTERCEPTIONS

#### Career

44	Steve Foley, 1976-86
43	Goose Gonsoulin, 1960-66
40	Bill Thompson, 1969-81
34	Champ Bailey, 2004-13
	Tyrone Braxton, 1987-93, 1995-99
33	Mike Harden, 1980-88
30	Dennis Smith, 1981-94
26	Louis Wright, 1975-86
24	Steve Atwater, 1989-98
20	Tom Jackson, 1973-86
	Randy Gradishar, 1974-83

#### Season

11	Goose Gonsoulin, 1960
10	Champ Bailey, 2006
9	Deltha O'Neal, 2001
	Tyrone Braxton, 1996
	Willie Brown, 1964
8	Champ Bailey, 2005
7	Five times (last: Tom Jackson, 1976)

### Game

4	O'Neal, vs. Kansas City, 10/7/01
	Brown, vs. N.Y. Jets, 11/15/64
	Gonsoulin, at Buffalo, 9/18/60
3	Smith, vs. L.A. Raiders, 12/8/85 (OT)
	Wilson, vs. Seattle, 11/20/83
	Foley, vs. San Diego, 9/27/81
	Rizzo, at Oakland, 10/16/77
	Martha, vs. Atlanta, 10/18/70
	Gonsoulin, vs. Kansas City, 10/11/64
2	65 times (last: Harris at San Diego, 10/15/12)

### MOST INTERCEPTIONS BY A ROOKIE

#### Season

11	Goose Gonsoulin, 1960
7	Phil Nugent, 1961
4	Calvin Jones, 1973
	Charlie Greer, 1968
	Jack Lentz, 1967

#### Game

4	Gonsoulin, at Buffalo, 9/18/60
2	12 times (last: Atwater vs. L.A. Raiders, 9/24/89)

### MOST YARDS ON INTERCEPTION RETURNS

#### Career

784	Bill Thompson, 1969-81
622	Mike Harden, 1980-88
622	Steve Foley, 1976-86
614	Tyrone Braxton, 1987-93, '95-99
542	Goose Gonsoulin, 1960-66
431	Dennis Smith, 1981-94
408	Steve Atwater, 1989-98
360	Louis Wright, 1975-86
340	Tom Jackson, 1973-86
335	Randy Gradishar, 1974-83

#### Season

179	Mike Harden, 1986
162	Champ Bailey, 2006
153	Nemiah Wilson, 1967
144	Chris Harris, 2012
140	Willie Brown, 1964
139	Champ Bailey, 2005
136	Tom Jackson, 1976
133	Bob Zeman, 1962
128	Tyrone Braxton, 1996
	Bernard Jackson, 1978
	Louis Wright, 1977

#### Game

105	Crockett, at Oakland, 9/20/98
98	Harris, at Baltimore, 12/16/12
93	Gradishar, at Cleveland, 10/5/80
91	Brown, vs. N.Y. Jets, 11/15/64
80	Da. Williams, at Oakland, 11/13/05
79	Spencer, vs. Seattle, 12/10/00
76	Hayward, at New Orleans, 11/21/04
75	Rodgers-Cromartie, vs. Washington, 10/27/13
73	Jackson, vs. Baltimore, 11/27/77

### MOST YARDS ON INTERCEPTION RETURNS BY A ROOKIE

#### Season

118	Nemiah Wilson, 1965
108	Darrent Williams, 2005
105	Kevin Clark, 1987
98	Goose Gonsoulin, 1960
92	Bill Thompson, 1969

#### Game

80	Da. Williams, at Oakland, 11/13/05
65	D. Smith, at Chicago, 12/20/81
	Wilson, vs. San Diego, 11/7/65
62	Robbins, at Cleveland, 9/16/84
57	Thompson, vs. Houston, 11/16/69

### HIGHEST INTERCEPTION RETURN AVERAGE

#### Career (min. 10 returns)

23.73	Wyman Henderson, 1989-92 (11-261)
19.60	Bill Thompson, 1969-81 (40-784)
19.48	Mike Harden, 1980-88 (33-643)
18.06	Tyrone Braxton, 1987-93, '95-99 (34-614)
17.60	Jim McMillin, 1960-62, '64-65 (10-176)
17.55	Randy Robbins, 1984-91 (11-193)
17.00	Steve Atwater, 1989-98 (24-408)
	Tom Jackson, 1973-86 (20-340)
16.75	Randy Gradishar, 1974-83 (20-335)
14.37	Dennis Smith, 1981-94 (30-431)

### MOST CONSECUTIVE GAMES WITH INTERCEPTION

5	Champ Bailey, 2005 (gms. 9-13)
4	Tyrone Braxton, 1996 (gms. 12-15)
3	Many (last: Bailey, gms. 14-16, 2006)

## INDIVIDUAL RECORDS — INTERCEPTIONS / SAFETIES / FUMBLES

### MOST INTERCEPTIONS RETURNED FOR TOUCHDOWN

#### Career

- 4 Tyrone Braxton, 1987-93, '95-99
- Mike Harden, 1980-88
- 3 Champ Bailey, 2004-12
- Tom Jackson, 1973-86
- Randy Gradishar, 1974-83
- Bill Thompson, 1969-81
- Nemiah Wilson, 1965-67

#### Season

- 2 Chris Harris, 2012
- Champ Bailey, 2005
- Deltha O'Neal, 2002
- Jimmy Spencer, 2000
- Mike Harden, 1986
- John Rowser, 1976
- Nemiah Wilson, 1967

#### Game

- 1 80 times (last: Rodgers-Cromartie, vs. Was., 10/27/13)

### MOST INTERCEPTIONS RETURNED FOR TOUCHDOWN BY A ROOKIE

#### Season

- 1 Darrent Williams, 2005
- Randy Robbins, 1984
- George Burrell, 1969
- Bill Thompson, 1969
- John Bramlett, 1965
- Nemiah Wilson, 1965
- John McGeeever, 1962

### LONGEST SCORING INTERCEPTION RETURN

- 98 Chris Harris, at Baltimore, 12/16/12
- 93 Randy Gradishar, at Cleveland, 10/5/80
- 80 Darrent Williams, at Oakland, 11/13/05
- Ray Crockett, at Oakland, 9/20/98
- 79 Jimmy Spencer, vs. Seattle, 12/10/00
- 75 Dominique Rodgers-Cromartie, vs. Washington, 10/27/13
- 73 Tom Jackson, vs. Baltimore, 11/27/77
- 70 Champ Bailey, vs. San Francisco, 12/31/06
- Nemiah Wilson, vs. Kansas City, 12/17/67
- 69 Tyrone Braxton, vs. Tampa Bay, 9/15/96

### LONGEST NON-SCORING INTERCEPTION RETURN

- 76 Reggie Hayward, at New Orleans, 11/21/04
- 72 Tyrone Braxton, vs. Oakland, 11/22/98
- 70 Leroy Moore, at Boston, 11/20/64
- 68 Steve Atwater, vs. San Diego, 9/12/93
- 65 Dennis Smith, at Chicago, 12/20/81
- S. Foley (23), lateral to R. Gradishar (10), lateral to L. Wright (32), vs. N.Y. Giants, 11/21/76
- Vaughn Alliston, at Buffalo, 9/18/60
- 63 Karl Mecklenburg, at Detroit, 10/7/84
- 59 Louis Wright, vs. Baltimore, 11/27/77
- 56 Louis Wright, vs. Dallas, 10/5/86

### ALL INTERCEPTION RETURNS FOR TDs (80)

- 10/27/13 Rodgers-Cromartie, vs. Washington (75)
- 12/16/12 Chris Harris, at Baltimore (98)
- 12/2/12 Von Miller, vs. Tampa Bay (26)
- 11/11/12 Tony Carter, at Carolina (40)
- 10/15/12 Chris Harris, at San Diego (46)
- 9/9/12 Tracy Porter, vs. Pittsburgh (43)
- 11/17/11 Andre' Goodman, vs. N.Y. Jets (26)
- 12/4/11 Mario Haggan, at Minnesota (16)
- 10/9/11 Cassius Vaughn, vs. San Diego (55)
- 12/31/06 Champ Bailey, vs. San Francisco (70)
- 11/19/06 Darrent Williams, vs. San Diego (31)
- 11/24/05 Champ Bailey, at Dallas (65)
- 11/13/05 Darrent Williams, at Oakland (80)
- 9/18/05 Champ Bailey, vs. San Diego (25)
- 11/28/04 Ellis Johnson, vs. Oakland (32)
- 11/21/04 Al Wilson, at New Orleans (7)
- 9/7/03 Ian Gold, at Cincinnati (12)
- 11/17/02 Deltha O'Neal, at Seattle (22)
- 10/6/02 Deltha O'Neal, vs. San Diego (28)
- 10/28/01 Denard Walker, vs. New England (39)
- 12/10/00 Jimmy Spencer, vs. Seattle (79)
- 11/19/00 Jimmy Spencer, at Seattle (21)
- 10/15/00 Billy Jenkins, vs. Cleveland (36)
- 9/24/00 Ray Crockett, vs. Kansas City (26)
- 9/4/00 Terrell Buckley, at St. Louis (32)

- 11/7/99 Bill Romanowski, at San Diego (18)
- 9/27/98 Darrien Gordon, at Washington (55)
- 9/20/98 Ray Crockett, at Oakland (80)
- 11/30/97 Steve Atwater, at San Diego (22)
- 11/9/97 Tyrone Braxton, vs. Carolina (27)
- 10/26/97 Keith Traylor, at Buffalo (62)
- 10/6/97 John Mobley, vs. New England (13)
- 9/7/97 Darrien Gordon, at Seattle (32)
- 9/15/96 Tyrone Braxton, vs. Tampa Bay (69)
- 10/10/93 Mike Croel, at Green Bay (22)
- 11/8/92 Wymon Henderson, vs. N.Y. Jets (46)
- 11/17/91 Charles Dimry, at Kansas City (26)
- 9/1/91 Tyrone Braxton, vs. Cincinnati (52)
- 11/22/90 Wymon Henderson, at Detroit (49)
- 9/10/89 Tyrone Braxton, vs. Kansas City (34)
- 9/10/89 Randy Robbins, vs. Kansas City (18)
- 12/27/87 Ricky Hunley, vs. San Diego (52)
- 12/6/87 Mark Haynes, vs. New England (14)
- 12/2/86 Mike Harden, at L.A. Raiders (40)
- 9/21/86 Mike Harden, at Philadelphia (32)
- 12/1/85 Mike Harden, at Pittsburgh (42)
- 12/15/84 Steve Foley, at Seattle (40)
- 10/7/84 Ken Woodard, at Detroit (27)
- 9/23/84 Mike Harden, vs. Kansas City (45)
- 9/16/84 Randy Robbins, at Cleveland (62)
- 11/23/80 Don Latimer, vs. Seattle (15)
- 10/5/80 Randy Gradishar, at Cleveland (93)
- 11/5/78 Tom Jackson, vs. N.Y. Jets (28)
- 11/27/77 Tom Jackson, vs. Baltimore (73)
- 10/16/77 Louis Wright, at Oakland (18)
- 11/14/76 Tom Jackson, at San Diego (46)
- 11/7/76 John Rowser, vs. Tampa Bay (32)
- 11/7/76 Randy Gradishar, vs. Tampa Bay (31)
- 9/19/76 John Rowser, vs. N.Y. Jets (41)
- 9/29/75 Randy Gradishar, vs. Green Bay (44)
- 10/13/74 Bill Thompson, vs. New Orleans (38)
- 10/28/73 Leroy Mitchell, at N.Y. Jets (40)
- 10/14/73 Bill Thompson, at Houston (59)
- 10/24/71 Fred Forsberg, at Cleveland (40)
- 12/7/69 George Burrell, at Miami (38)
- 11/16/69 Bill Thompson, vs. Houston (57)
- 12/17/67 Nemiah Wilson, vs. Kansas City (70)
- 12/22/67 Nemiah Wilson, vs. San Diego (40)
- 9/3/67 Goldie Sellers, vs. Boston (24)
- 11/14/65 John Bramlett, at Houston (25)
- 11/7/65 Nemiah Wilson, vs. San Diego (65)
- 10/17/65 John Griffin, vs. Houston (44)
- 11/1/64 Tom Janik, at Kansas City (22)
- 10/6/63 Goose Gonsoulin, vs. San Diego (43)
- 11/22/62 Jim McMillin, vs. N.Y. Titans (59)
- (48 after lateral from Ed McDaniel)
- 10/5/62 John McGeeever, vs. Oakland (48)
- 10/5/62 Goose Gonsoulin, vs. Oakland (64)
- 9/30/62 Bob Zeman, at N.Y. Titans (30)
- 10/2/60 Bill Yelverton, vs. Oakland (20)
- 9/18/60 John Pyeatt, at Buffalo (40)

### SAFETIES

#### MOST SAFETIES

##### Career

- 3 Rulon Jones, 1980-88
  - 1 19 players (last: Mike Adams, at Car., 11/11/12)
- Note: Denver has totaled 10 team safeties*

##### Season

- 1 22 times (last: Mike Adams, at Car., 11/11/12)

### FUMBLE RETURNS

#### LONGEST SCORING FUMBLE RETURN

- 88 Bob Swenson, at San Francisco, 11/18/79
- 86 Louis Wright, at Buffalo, 12/2/79
- (78 after lateral from Randy Gradishar)
- 80 Bill Thompson, vs. Oakland, 10/22/73
- 75 Jason Hunter, vs. Kansas City, 11/14/10
- 69 Bud McFadin, vs. N.Y. Titans, 11/22/62
- 64 Dennis Smith, vs. New England, 11/4/84
- 60 Von Miller, at New England, 11/24/13
- 54 Robert Ayers, vs. Pittsburgh, 11/9/09
- Michael Brooks, vs. L.A. Raiders, 9/6/92
- 51 Alfred Williams, vs. Cincinnati, 9/21/97

## INDIVIDUAL RECORDS — RETURNS / SACKS / SCORING

### MISCELLANEOUS RETURNS FOR TOUCHDOWNS (55)

11/24/13	Von Miller (F), at New England (60)
9/29/13	Steven Johnson (BP), vs. Philadelphia (17)
10/15/12	Tony Carter (F), at San Diego (65)
11/14/10	Jason Hunter (F), vs. Kansas City (75)
12/6/09	André Goodman (F), at Kansas City (30)
11/9/09	Robert Ayers (F), vs. Pittsburgh (54)
11/30/08	Vernon Fox (F), at N.Y. Jets (23)
9/21/08	Nate Webster (F), vs. New Orleans (34)
11/11/07	Nate Webster (F), at Kansas City (17)
10/21/07	Tim Crowder (F), vs. Pittsburgh (50)
9/22/02	Chester McGlockton (F), vs. Buffalo (24)
12/17/00	Jason Suttle (FKO), at Kansas City (0)
11/13/00	Ian Gold (BP), vs. Oakland (12)
9/17/00	Trevor Pryce (F), at Oakland (28)
12/19/99	Glenn Cadrez (F), vs. Seattle (37)
12/21/98	Rod Smith (F), at Miami (0)
11/2/97	Darius Johnson (FKO), vs. Seattle (6)
9/21/97	Alfred Williams (F), vs. Cincinnati (51)
12/17/95	Ray Crockett (F), at Kansas City (50)
11/21/93	Derek Russell (F), vs. Pittsburgh (0)
9/6/92	Michael Brooks (F), vs. L.A. Raiders (54)
11/24/91	Warren Powers (F), at Seattle (22)
9/23/90	Karl Mecklenburg (F), vs. Seattle (2)
12/16/89	Karl Mecklenburg (F), at Phoenix (23)
11/21/89	Greg Kragen (F), at Kansas City (17)
11/16/86	Andre Townsend (F), vs. Kansas City (7)
9/7/86	Ken Woodard (F), vs. L.A. Raiders (12)
11/17/85	Louis Wright (BFG), vs. San Diego (60)
11/4/84	Dennis Smith (F), vs. New England (64)
10/15/84	Louis Wright (F), vs. Green Bay (27)
10/15/84	Steve Foley (F), vs. Green Bay (22)
10/7/84	Rulon Jones (F), at Detroit (5)
11/13/83	Barney Chavous (F), at L.A. Raiders (0)
9/14/80	Bill Thompson (F), vs. Dallas (32)
12/27/79	Louis Wright (F), at Buffalo (86)
11/18/79	Bob Swenson (F), at San Francisco (88)
11/11/79	Rob Nairne (BP), vs. New England (22)
11/11/79	Rubin Carter (F), vs. New England (2)
10/14/79	Bill Thompson (F*), at Kansas City (2)
12/3/78	Randy Gradishar (F), at Oakland (30)
11/5/78	Bill Thompson (F), vs. N.Y. Jets (4)
11/7/76	Randy Polt (F*), vs. Tampa Bay (26)
9/26/76	Calvin Jones (F), vs. Cleveland (43)
11/23/75	Paul Smith (F), at Atlanta (38)
9/21/75	Jack Dolbin (F), vs. Kansas City (2)
10/22/73	Bill Thompson (F), vs. Oakland (80)
11/27/66	John Bramlett (BFG), vs. San Diego (86)
10/17/65	John Griffin (BP), vs. Houston (10)
9/24/65	John Bramlett (F), at Boston (0)
11/8/64	Jim McMillin (F), vs. San Diego (0)
11/1/64	Ed Cooke (F), at Kansas City (46)
10/13/63	Bud McFadin (F), vs. Houston (6)
12/9/62	Jim McMillin (F), at Dallas (9)
11/22/62	Bud McFadin (F), vs. N.Y. Titans (69)
12/10/61	Charles Gavin (BP), at Dallas (23)

F—fumble; FKO—fumble on kickoff; BP—blocked punt; BFG—blocked field goal; \*lateral from Gradishar;

\*\*lateral from Swenson; \*\*\*lateral from Swenson.

### SACKS

NOTE: SACKS BECAME AN OFFICIAL STATISTIC TRACKED BY THE NFL IN 1982. BRONCOS SACK TOTALS BEFORE 1982 DERIVED FROM PLAY-BY-PLAY ANALYSIS.

#### Most Sacks

##### Career

97.5	Simon Fletcher, 1985-95
79.0	Karl Mecklenburg, 1983-94
75.0	Barney Chavous, 1973-85
73.5	Rulon Jones, 1980-88
64.5	Lyle Alzado, 1971-78
64.0	Trevor Pryce, 1997-2005
63.5	Elvis Dumervil, 2006-12
55.5	Paul Smith, 1968-78
44.0	Tom Jackson, 1973-86
43.0	Rich Jackson, 1967-72

##### Season

18.5	Von Miller, 2012
17.0	Elvis Dumervil, 2009
16.0	Simon Fletcher, 1992
13.5	Simon Fletcher, 1993
	Simon Fletcher, 1991
	Rulon Jones, 1986
13.0	Trevor Pryce, 1999
	Alfred Williams, 1996
	Karl Mecklenburg, 1985
	Lyle Alzado, 1974

##### Game

4	Elvis Dumervil, vs. Cleveland, 9/20/09
	Simon Fletcher, at San Diego, 11/11/90
	Karl Mecklenburg, at Pittsburgh, 12/1/85
	Karl Mecklenburg, vs. New Orleans, 9/15/85
	Barney Chavous, at Seattle, 12/21/80
	Dave Costa, at Buffalo, 9/7/70
	Rich Jackson, at Cincinnati, 10/19/69

#### Most Sacks by a Rookie

##### Season

11.5	Von Miller, 2011
	Rulon Jones, 1980
10.0	Mike Croel, 1991
8.5	Elvis Dumervil, 2006
8.0	Lyle Alzado, 1971

##### Game

3.0	Dumervil, at Cleveland, 10/22/06
	Jones, vs. Oakland, 12/14/80
2.0	Seven times (last: Miller, at Green Bay, 10/21/1)

#### Most Multi-Sack Games

##### Career

20	Elvis Dumervil, 2006-12
	Simon Fletcher, 1985-95
16	Barney Chavous, 1973-85
15	Paul Smith, 1968-78
13	Lyle Alzado, 1971-78
12	Trevor Pryce, 1997-05
11	Karl Mecklenburg, 1983-94
	Rulon Jones, 1980-88
10	Rich Jackson, 1967-72
9	Von Miller, 2011-13
	Dave Costa, 1967-71

#### Most Consecutive Games with Sack

*10	Simon Fletcher (games 10-16, 1992; games 1-3, '93)
8	Simon Fletcher (games 9-16, 1991)
7	Lyle Alzado (games 9-14, 1984; game 1, '85)
6	Von Miller (games 8-13, 2012)
	Elvis Dumervil (games 10-15, 2011)
	Rulon Jones (games 3-8, 1986)
	Rulon Jones (games 4-9, 1985)
	Barney Chavous (games 7-12, 1974)

\* - NFL Record (tie)

### SCORING

#### Most Touchdowns Scored

##### Career

71	Rod Smith, 1995-2007 (1 rush, 68 rec., 2 ret.)
65	Terrell Davis, 1995-2002 (60 rush, 5 rec.)
55	Shannon Sharpe, 1990-98, '02-03 (55 rec.)
54	Floyd Little, 1967-75 (43 rush, 9 rec., 2 ret.)
46	Sammy Winder, 1982-90 (39 rush, 9 rec.)
48	Ed McCaffrey, 1995-2003 (46 rec.)
45	Haven Moses, 1972-81 (1 rush, 44 rec.)
44	Riley Odoms, 1972-83 (2 rush, 41 rec., 1 ret.)
	Lionel Taylor, 1960-66 (44 rec.)
41	Mike Anderson, 2000-05 (36 rush, 5 rec.)

##### Season

23	Terrell Davis, 1998 (21 rush, 2 rec.)
17	Clinton Portis, 2002 (15 rush, 2 rec.)
15	Mike Anderson, 2000 (15 rush)
	Terrell Davis, 1997 (15 rush)
	Terrell Davis, 1996 (13 rush, 2 rec.)
14	Demaryius Thomas, 2013 (14 rec.)
	Clinton Portis, 2003 (14 rush)
	Anthony Miller, 1995 (14 rec.)
	Sammy Winder, 1986 (9 rush, 5 rec.)
13	Six times (last: Moreno, 2013)

##### Game

5	Portis, vs. Kansas City, 12/7/03
4	Decker, at Kansas City, 12/1/13
	Portis, vs. Kansas City, 12/15/02
	Anderson, at New Orleans, 12/3/00
3	30 times (last: D. Thomas, at San Diego, 11/10/13)

#### Most TDs Scored by a Rookie

##### Season

17	Clinton Portis, 2002 (15 rush, 2 rec.)
15	Mike Anderson, 2000 (15 rush)
10	Jon Keyworth, 1974 (10 rush)
9	Knowshon Moreno, 2009 (7 rush, 2 rec.)
8	Mike Bell, 2006 (8 rush)
	Terrell Davis, 1995 (7 rush, 1 rec.)
	Bobby Humphrey, 1989 (7 rush, 1 rec.)

## INDIVIDUAL RECORDS — SCORING / KICKING

### Game

4	Portis, vs. Kansas City, 12/15/02 (3 rush, 1 rec.)
	Anderson, at New Orleans, 12/3/00 (4 rush)
3	Davis, vs. Washington, 9/17/95 (2 rush, 1 rec.)
	Keyworth, vs. Kansas City, 11/18/74 (3 rush)
2	Many times (last: M. Ball, vs. Kansas City, 11/17/13)

### MOST CONSECUTIVE GAMES SCORING, NON-KICKER

8	Terrell Davis, 1998
6	Wes Welker, 2013
	Terrell Davis, 1997-98
	Vance Johnson, 1987
	Floyd Little, 1972
	Al Denson, 1969
	Lionel Taylor, 1960-61

### MOST POINTS SCORED

#### Career

1,786	Jason Elam, 1993-2007
742	Jim Turner, 1971-79
682	Matt Prater, 2007-13
655	Rich Karlis, 1982-88
429	David Treadwell, 1989-92
428	Rod Smith, 1995-2007
408	Gene Mingo, 1960-64
396	Terrell Davis, 1995-2002
336	Shannon Sharpe, 1990-98, '02-03
324	Floyd Little, 1967-75

#### Season

150	Matt Prater, 2013
138	Terrell Davis, 1998
137	Gene Mingo, 1962
133	Matt Prater, 2012
132	Jason Elam, 1995
129	Jason Elam, 2004
127	Jason Elam, 1998
124	Jason Elam, 2001
123	Jason Elam, 1997
123	Gene Mingo, 1960

### Game

30	Portis, vs. Kansas City, 12/7/03
24	Decker, at Kansas City, 12/1/13
	Portis, vs. Kansas City, 12/15/02
	Anderson, at New Orleans, 12/3/00
21	Mingo, at L.A. Chargers, 12/10/60
20	Scarpitto, at Buffalo, 12/18/66
	Mingo, vs. San Diego, 10/6/63
19	Mingo, vs. Oakland, 10/5/62
18	34 times (last: D. Thomas, at San Diego, 11/10/13)

### MOST POINTS SCORED BY A ROOKIE

#### Season

123	Gene Mingo, 1960
120	David Treadwell, 1989
119	Jason Elam, 1993
102	Clinton Portis, 2002
92	Mike Anderson, 2000

### Game

24	Portis, vs. Kansas City, 12/15/02
	Anderson, at New Orleans, 12/3/00
21	Mingo, at L.A. Chargers, 12/10/60
18	Davis, vs. Washington, 9/17/95
	Keyworth, vs. Kansas City, 11/18/74

## KICKING

### MOST PAT ATTEMPTS

#### Career

604	Jason Elam, 1993-2007
301	Jim Turner, 1971-79
261	Matt Prater, 2007-13
254	Rich Karlis, 1982-88
136	David Treadwell, 1989-92
126	Gene Mingo, 1960-64
95	Bobby Howfield, 1968-70
70	Fred Steinfert, 1979-81
58	Gary Kroner, 1965-67
20	Bob Humphreys, 1967-68

### Season

75	Matt Prater, 2013
58	Jason Elam, 1998
55	Matt Prater, 2012
49	Jason Elam, 2000
46	Jason Elam, 1997
	Jason Elam, 1996
45	Rich Karlis, 1986
44	Jason Elam, 2005
	Rich Karlis, 1985
43	Jason Elam, 2002

### Game

7	Prater, vs. Philadelphia, 9/29/13
	Prater, vs. Baltimore, 9/5/13
	Prater, vs. Kansas City, 11/14/10
	Elam, vs. Philadelphia, 10/30/05
6	15 times (last: Prater, vs. Tennessee, 12/8/13)

### MOST PATS MADE

#### Career

601	Jason Elam, 1993-2007
283	Jim Turner, 1971-79
259	Matt Prater, 2007-13
244	Rich Karlis, 1982-88
132	David Treadwell, 1989-92
120	Gene Mingo, 1960-64
93	Bobby Howfield, 1968-70
68	Fred Steinfert, 1979-81
57	Gary Kroner, 1965-67
19	Bob Humphreys, 1967-68

#### Season

75	Matt Prater, 2013
58	Jason Elam, 1998
55	Matt Prater, 2012
49	Jason Elam, 2000
46	Jason Elam, 1997
	Jason Elam, 1996
44	Rich Karlis, 1986
43	Jason Elam, 2005
42	Jason Elam, 2004
	Jason Elam, 2002

### Game

7	Prater, vs. Philadelphia, 9/29/13
	Prater, vs. Baltimore, 9/5/13
	Prater, vs. Kansas City, 11/14/10
	Elam, vs. Philadelphia, 10/30/05
6	13 times (last: Prater, vs. Tennessee, 12/8/13)

### MOST PATS MADE BY A ROOKIE

#### Season

41	Jason Elam, 1993
39	David Treadwell, 1989
33	Gene Mingo, 1960
30	Bobby Howfield, 1968
18	Bob Humphreys, 1967

### HIGHEST PAT PERCENTAGE

#### Career (min. 30 attempts)

.995	Jason Elam, 1993-2007 (601-604)
.992	Matt Prater, 2007-13 (259-261)
.983	Gary Kroner, 1965-67 (57-58)
.979	Bobby Howfield, 1968-70 (93-95)
.971	Fred Steinfert, 1979-81 (68-70)
.971	David Treadwell, 1989-92 (132-136)
.961	Rich Karlis, 1982-88 (244-254)
.952	Gene Mingo, 1960-64 (120-126)
.940	Jim Turner, 1971-79 (283-301)

#### Season (min. 14 attempts)

1.000	26 times (last: Matt Prater, 2013 (75-75))
-------	--

### MOST CONSECUTIVE PATS MADE

371	Jason Elam (9th gm. in '93 - 11th '02)
131	Jason Elam (11th gm. in '02 - 13th '05)
96	Matt Prater (9th gm. in '10 - 16th '12)
82	Rich Karlis (5th gm. '86 - 9th '88)
	Jim Turner (1st gm. '71 - 9th '73)

## INDIVIDUAL RECORDS — KICKING / SCORING

### MOST FIELD GOALS ATTEMPTED

#### Career

490	Jason Elam, 1993-2007
232	Jim Turner, 1971-79
193	Rich Karlis, 1982-88
170	Matt Prater, 2007-13
127	David Treadwell, 1989-92
118	Gene Mingo, 1960-64
79	Bobby Howfield, 1968-70
64	Fred Steinfort, 1979-81
56	Gary Kroner, 1965-67
22	Dick Guesman, 1964

#### Season

39	Gene Mingo, 1962
38	Jason Elam, 1995
	Rich Karlis, 1985
	Jim Turner, 1971
37	Jason Elam, 1994

#### Game

7	Karlis, at San Diego, 10/2/88
	Mingo, vs. San Diego, 10/6/63
6	Elam, at Kansas City, 11/16/97
	Elam, vs. Buffalo, 9/3/95
	Steinfort, vs. Oakland, 9/6/81
	Kroner, vs. Houston, 10/2/66
	Guesman, vs. Oakland, 11/29/64
5	18 times (last: Prater, at Kansas City, 9/28/08)

### MOST FIELD GOALS MADE

#### Career

395	Jason Elam, 1993-2007
151	Jim Turner, 1971-79
141	Matt Prater, 2007-13
137	Rich Karlis, 1982-88
99	David Treadwell, 1989-92
72	Gene Mingo, 1960-64
43	Fred Steinfort, 1979-81
40	Bobby Howfield, 1968-70
29	Gary Kroner, 1965-67
8	Joe Nedney, 2000
	Bob Humphreys, 1967-68

#### Season

31	Jason Elam, 2001
	Jason Elam, 1995
30	Matt Prater, 2009
	Jason Elam, 1994
29	Jason Elam, 2004
	Jason Elam, 1999
27	Jason Elam, 2007
	Jason Elam, 2006
	Jason Elam, 2003
	David Treadwell, 1991
	David Treadwell, 1989
	Gene Mingo, 1962

#### Game

5	Elam, vs. Miami, 10/13/02
	Elam, at Kansas City, 11/16/97
	Elam, vs. Buffalo, 9/3/95
	Karlis, vs. Seattle, 11/20/83
	Mingo, vs. San Diego, 10/6/63
4	28 times (last: Prater, at Oakland, 12/6/12)

### MOST FIELD GOALS MADE BY A ROOKIE

#### Season

27	David Treadwell, 1989
26	Jason Elam, 1993
18	Gene Mingo, 1960
11	Rich Karlis, 1982
9	Bobby Howfield, 1968

#### Game

4	Elam, at N.Y. Jets, 9/5/93
	Treadwell, at Buffalo, 9/18/89
	Mingo, at L.A. Chargers, 12/10/60
	Mingo, vs. L.A. Chargers, 10/16/60
3	Five times (last: Elam, at L.A. Raiders, 1/2/94)

### HIGHEST FIELD GOAL PERCENTAGE

#### Career (min. 20 attempts)

.829	Matt Prater, 2007-13 (141-170)
.806	Jason Elam, 1993-2007 (395-490)
.780	David Treadwell, 1989-92 (99-127)
.710	Rich Karlis, 1982-88 (137-193)
.672	Fred Steinfort, 1979-81 (43-64)
.651	Jim Turner, 1971-79 (151-232)
.610	Gene Mingo, 1960-64 (72-118)
.518	Gary Kroner, 1965-67 (29-56)
.506	Bobby Howfield, 1968-70 (40-79)
.400	Bob Humphreys, 1967-68 (8-20)

#### Season (min. 10 attempts)

.962	Matt Prater, 2013 (25-26)
.931	Jason Elam, 2006 (27-29)
.889	Matt Prater, 2010 (16-18)
.871	Jason Elam, 2007 (27-31)
	Jason Elam, 2003 (27-31)
.861	Jason Elam, 2001 (31-36)
.857	Matt Prater, 2009 (30-35)
.853	Jason Elam, 2004 (29-34)
.852	Jason Elam, 1998 (23-27)
.846	Rich Karlis, 1982 (11-13)

### HIGHEST FIELD GOAL PERCENTAGE BY A ROOKIE

#### Season (min. 15 attempts)

.818	David Treadwell, 1989 (27-33)
.743	Jason Elam, 1993 (26-35)
.643	Gene Mingo, 1960 (18-28)
.500	Bobby Howfield, 1968 (9-18)
.467	Bob Humphreys, 1967 (7-15)

### LONGEST FIELD GOALS

*64	Matt Prater, vs. Tennessee, 12/8/13
63	Jason Elam, vs. Jacksonville, 10/25/98
59	Matt Prater, vs. Chicago, 12/11/12
59	Matt Prater, vs. New York Jets, 10/17/10
57	Fred Steinfort, vs. Washington, 10/13/80
56	Matt Prater, at Kansas City, 9/28/08
	Jason Elam, at Houston, 11/26/95
55	Matt Prater, vs. Tampa Bay, 10/5/08
	Jason Elam, vs. Miami, 10/13/02
	Jason Elam, at San Diego, 11/7/99
	Fred Steinfort, at Seattle, 12/21/80
	Fred Steinfort, vs. Dallas, 9/14/80

\* - NFL record

### MOST CONSECUTIVE GAMES WITH FIELD GOAL

18	Jason Elam (1st in '06 - 2nd in '07)
16	Jason Elam (12th in '02 - 11th in '03)
15	Matt Prater (last 9 in '09 - first 6 in '10)
	Rich Karlis (13th in '84 - 11th in '85)
13	Jason Elam (6th in '01 - 2nd in '02)

### MOST CONSECUTIVE FIELD GOALS MADE

19	Jason Elam (last 17 in '06 - first 2 in '07)
	Jason Elam (last 1 in '97 - first 18 in '98)
18	Matt Prater (last 8 in '09 - first 6 in '10)
16	Matt Prater (last 2 in '12 - first 10 in '13)
15	Jason Elam (last 15 in '07)

### MOST CONSECUTIVE GAMES SCORING

236	Jason Elam, 1993-2007
92	Matt Prater, 2008-13
69	Rich Karlis, 1984-88



## TEAM RECORDS — WINNING TRADITION / STREAKS

### WINNING TRADITION

#### SUPER BOWL WINS

2 1997 (XXXII), 1998 (XXXIII)

#### AMERICAN FOOTBALL CONFERENCE CHAMPIONSHIPS

7 1977, 1986, 1987, 1989, 1997, 1998, 2013

#### AFC WESTERN DIVISION TITLES

13 1977, 1978, 1984, 1986, 1987, 1989, 1991, 1996, 1998, 2005, 2011, 2012, 2013

#### PLAYOFF BERTHS

20 1977, 1978, 1979, 1983, 1984, 1986, 1987, 1989, 1991, 1993, 1996, 1997, 1998, 2000, 2003, 2004, 2005, 2011, 2012, 2013

#### WINNING SEASONS

26 1973, 1974, 1976, 1977, 1978, 1979, 1981, 1983, 1984, 1985, 1986, 1987, 1989, 1991, 1993, 1996, 1997, 1998, 2000, 2002, 2003, 2004, 2005, 2006, 2012, 2013

### STREAKS

#### MOST WINS, ONE SEASON

14 1998  
13 2013  
2012  
2005  
1996  
1984  
12 1997  
1991  
1977  
11 Four times (last: 2000)

#### MOST CONSECUTIVE WINS

17 2012-13 (last 11 of '12, first 6 of '13)  
14 1997-98 (last one of '97, first 13 of '98)  
10 1984 (games 3-12)  
9 1996 (games 5-13)  
8 1985-1986 (last two of '85, first six of '86)  
1976-1977 (last two of '76, first six of '77)  
6 Seven times [last: 2011 (games 8-13)]

#### MOST CONSECUTIVE GAMES WITHOUT LOSS

17 2012-13 (last 11 of '12, first 6 of '13)  
14 1997-98 (last one of '97, first 13 of '98)  
10 1984 (games 3-12)  
9 1996 (games 5-13)  
8 1985-86 (last two of '85, first six of '86)  
1976-77 (last two of '76, first six of '77)  
7 1973 (games 5-11)  
6 Seven times [last: 2011 (games 8-13)]

#### MOST CONSECUTIVE LOSSES

11 11/3/63 through 10/4/64  
9 9/10/67 through 11/12/67  
7 11/21/65 through 9/25/66  
11/11/62 through 9/14/63  
10/29/61 through 12/10/61

#### MOST CONSECUTIVE GAMES WITHOUT WIN

14 10/13/63 through 10/4/64  
9 9/10/67 through 11/12/67  
8 11/29/70 through 10/10/71  
10/30/60 through 12/17/60  
7 11/11/62 through 9/14/63  
10/29/61 through 12/10/61

#### MOST CONSECUTIVE HOME WINS

24 9/1/96 through 12/27/98  
13 9/30/12 through 12/8/13  
12/12/04 through 10/15/06  
12 10/16/83 through 11/18/84  
9 10/16/88 through 10/15/89  
8 12/1/91 through 11/15/92  
9/6/81 through 12/13/81  
7 12/16/90 through 11/3/91  
11/6/77 through 10/16/78  
6 Four times (last: 11/19/07 through 10/5/08)

#### MOST CONSECUTIVE HOME LOSSES

7 9/24/67 through 9/29/68  
6 10/13/63 through 10/4/64  
5 11/21/82 through 9/25/83  
11/7/65 through 9/25/66  
10/28/62 through 9/7/63

#### MOST CONSECUTIVE HOME GAMES WITHOUT WIN

7 11/1/70 through 10/10/71  
9/24/67 through 9/29/68  
6 10/13/63 through 10/4/64  
5 11/21/82 through 9/25/83  
11/7/65 through 9/25/66  
10/28/62 through 9/7/63

#### MOST CONSECUTIVE ROAD WINS

8 10/15/12 through 10/6/13  
7 12/12/76 through 12/4/77  
6 9/20/98 through 11/29/98  
5 10/23/11 through 12/4/11  
12/1/85 through 10/12/86  
9/16/84 through 11/11/84  
4 9/24/06 through 11/12/06  
9/29/96 through 11/24/96

#### MOST CONSECUTIVE ROAD LOSSES

12 11/9/63 through 9/11/65  
6 Six times (last: 10/10/10 through 12/19/10)

#### MOST CONSECUTIVE ROAD GAMES WITHOUT WIN

17 12/2/62 through 9/11/65  
6 Six times (last: 10/10/10 through 12/19/10)

#### MOST CONSECUTIVE POSTSEASON WINS

7 12/27/97 through 1/31/99  
2 Five times (last: 1/12/14 through 1/19/14)

#### MOST CONSECUTIVE POSTSEASON LOSSES

5 1/15/78 through 12/30/84  
3 12/31/00 through 1/9/05  
1/12/92 through 1/4/97

#### MOST CONSECUTIVE POSTSEASON HOME WINS

6 1/4/87 through 1/4/92  
4 12/27/97 through 1/14/06

#### MOST CONSECUTIVE POSTSEASON HOME LOSSES

1 Four times (last: vs. Baltimore, 1/12/12)

#### MOST CONSECUTIVE POSTSEASON ROAD WINS

2 1/4/98 through 1/11/98

#### MOST CONSECUTIVE POSTSEASON ROAD LOSSES

4 12/31/00 through 1/14/12  
3 12/30/78 through 12/24/83

#### MOST CONSECUTIVE PRESEASON WINS

9 8/22/81 through 8/20/83  
7 8/14/76 through 8/20/77  
6 9/4/99 through 8/11/01

#### MOST CONSECUTIVE PRESEASON LOSSES

6 8/17/68 through 8/16/69  
8/5/60 through 8/12/61  
5 8/21/65 through 8/12/66  
8/25/61 through 8/18/62

#### MOST CONSECUTIVE PRESEASON HOME WINS

10 7/26/97 through 8/31/01  
6 8/22/81 through 8/20/83

#### MOST CONSECUTIVE PRESEASON HOME LOSSES

4 8/7/65 through 8/28/66  
3 8/17/68 through 8/16/69

#### MOST CONSECUTIVE PRESEASON ROAD WINS

4 8/10/02 through 8/16/03  
9/2/77 through 8/19/78

#### MOST CONSECUTIVE PRESEASON ROAD LOSSES

7 8/25/90 through 8/16/93  
6 8/30/68 through 8/29/70  
8/5/60 through 8/12/61



## TEAM RECORDS — SCORING / KICKING / OFFENSE

### SCORING

#### MOST POINTS SCORED

##### Season

*606	2013
501	1998
485	2000
481	2012
472	1997
395	2005
392	2002
391	1996
388	1995
381	2004
	2003

\* - NFL record

##### Game

52	vs. Philadelphia, 9/29/13
51	vs. Tennessee, 12/8/13
	at Dallas, 10/6/13
50	vs. San Diego, 10/6/63
49	vs. Baltimore, 9/5/13
	vs. Kansas City, 11/14/10
	vs. Philadelphia, 10/30/05
48	vs. Tampa Bay, 11/7/76
	at Houston, 10/14/73
46	vs. N.Y. Jets, 9/19/76

#### LARGEST MARGIN OF VICTORY

43	vs. N.Y. Jets, 9/19/76 (46-3)
37	at Phoenix, 12/16/89 (37-0)
	vs. Oakland, 10/5/62 (44-7)
35	vs. Kansas City, 12/30/12 (38-3)
	vs. San Diego, 12/21/97 (38-3)
	vs. New England, 11/11/79 (45-10)
	vs. Tampa Bay, 11/7/76 (48-13)
34	vs. Kansas City, 12/9/07 (41-7)
	vs. Cleveland, 10/15/00 (44-10)
	vs. Carolina, 11/9/97 (34-0)
	at New England, 10/8/95 (37-3)
	vs. Detroit, 11/1/87 (34-0)

#### MOST POINTS, ONE HALF

38	vs. Washington, 10/27/13 (second)
	vs. Seattle, 11/26/89 (first)
	vs. New England, 11/11/79 (first)
	vs. Tampa Bay, 11/7/76 (second)
35	vs. Baltimore, 9/5/13 (second)
	at San Diego, 10/15/12 (second)
	vs. Kansas City, 11/14/10 (first)
	vs. Philadelphia, 10/4/98 (first)
	vs. Dallas, 9/13/98 (first)
	vs. Minnesota, 11/18/84 (first)

#### MOST POINTS, ONE QUARTER

31	vs. Washington, 10/27/13 (fourth)
28	vs. Philadelphia, 10/4/98 (first)
26	at N.Y. Jets, 12/3/67 (second)
24	10 times [last: vs. San Diego, 9/14/08 (second)]

#### MOST TOUCHDOWNS SCORED

##### Season

76	2013
62	1998
58	2000
57	2012
55	1997
47	1996
46	2005
45	2002, 1987, 1986, 1985

\* - NFL record

##### Game

7	vs. Philadelphia, 9/29/13
	vs. Baltimore, 9/5/13
	vs. Kansas City, 11/14/10
	vs. Philadelphia, 10/30/05
6	14 times (last: vs. Kansas City, 12/7/03)

#### FEWEST POINTS SCORED

##### Season

148	1982 (players' strike; nine-game season)
196	1966
203	1971
240	1964
251	1961
253	1970
254	1975
255	1968
256	1967
262	1992

##### Game (times Denver shut out: 9)

0	at L.A. Raiders (24-0), 11/22/92
	at Philadelphia (30-0), 9/20/92
	at New Orleans (42-0), 11/20/88
	at Chicago (27-0), 9/9/84
	at San Diego (23-0), 10/8/78
	at San Diego (17-0), 12/15/74
	at Kansas City (16-0), 12/6/70
	at Oakland (51-0), 9/10/67
	at San Diego (37-0), 10/29/61
2	at Kansas City (34-2), 9/22/68

#### LARGEST MARGIN OF DEFEAT

52	vs. Kansas City, 9/7/63 (59-7)
51	at Oakland, 9/10/67 (51-0)
46	vs. Kansas City, 10/23/66 (56-10)
45	vs. Oakland 10/24/10 (59-14)
43	at Kansas City, 10/29/67 (52-9)

### KICKING

#### MOST FIELD GOALS MADE

##### Season

31	2001, 1995
30	2009, 1994
29	2004, 1999
28	2003, 1997
27	2007, 2006, 1991, 1989, 1962

##### Game

5	vs. Miami, 10/13/02
	at Kansas City, 11/16/97
	vs. Buffalo, 9/3/95
	vs. Seattle, 11/20/83
4	29 times (last: at Oakland, 12/6/12)

#### HIGHEST PERCENTAGE ON PAT ATTEMPTS

1.000	22 times (last: 2013, 75 of 75)
-------	---------------------------------

### TOTAL OFFENSE

#### MOST TOTAL PLAYS

##### Season

1,156	2013
1,152	1985
1,115	2000
1,092	1996
1,090	2012
1,077	1988
1,071	1989
1,070	2004
	1987
1,068	1997

##### Game

95	at Green Bay (at Milwaukee), 9/20/87 (OT)
91	vs. Tennessee, 12/8/13
88	at Seattle, 10/29/78 (OT)
86	at New England, 11/24/13 (OT)
	at Chicago, 12/12/76
	vs. San Diego, 11/30/75 (OT)
84	vs. Oakland, 10/16/95
	at Kansas City, 12/4/94 (OT)
	at L.A. Raiders, 10/28/84 (OT)
	vs. Boston, 12/3/61

## TEAM RECORDS — OFFENSE / RUSHING

### MOST YARDS TOTAL OFFENSE

#### Season

7,317	2013 (1,873 rush/5,444 pass)
6,554	2000 (2,311/4,243)
6,366	2012 (1,832/4,534)
6,333	2008 (1,862/4,471)
6,332	2004 (2,333/3,999)
6,092	1998 (2,468/3,624)
6,090	2002 (2,266/3,824)
6,040	1995 (1,995/4,045)
5,872	1997 (2,378/3,494)
5,791	1996 (2,362/3,429)

#### Game

567	vs. Atlanta, 10/31/04 (68 rush/499 pass)
564	at Cleveland, 11/6/08 (123/441)
	vs. Philadelphia, 10/30/05 (255/309)
551	vs. Tennessee, 12/8/13 (154/397)
548	vs. Baltimore, 10/20/96 (222/326)
543	vs. N.Y. Jets, 9/19/76 (251/292)
538	at Seattle, 11/26/00 (301/237)
536	vs. Oakland, 9/23/13 (164/372)
	vs. San Diego, 11/19/00 (93/433)
532	vs. Buffalo, 12/21/08 (181/351)
	vs. Kansas City, 11/18/74 (73/459)

### HIGHEST AVERAGE GAIN PER PLAY

#### Season

6.33	2013 (1,156-7,317)
6.21	2008 (1,019-6,333)
5.92	2004 (1,070-6,332)
5.88	2000 (1,115-6,554)
5.85	1998 (1,041-6,092)
5.84	2012 (1,090-6,366)
5.76	2002 (1,057-6,090)
5.70	1995 (1,060-6,040)
5.68	2007 (976-5,541)
5.60	2005 (1,030-5,766)

#### Game

9.53	vs. Dallas, 9/13/98 (54-515)
8.33	vs. Kansas City, 12/7/03 (61-508)
8.11	at Kansas City, 12/1/13 (66-535)
7.94	at Cleveland, 11/6/08 (71-564)
7.83	vs. Philadelphia, 10/30/05 (72-564)
7.77	vs. New England, 12/17/72 (62-482)
7.76	vs. Arizona, 12/29/02 (58-450)
7.73	vs. Kansas City, 9/21/75 (55-425)
7.66	vs. Atlanta, 10/31/04 (74-567)
7.66	vs. Arizona, 11/5/95 (53-406)

### FEWEST YARDS TOTAL OFFENSE

#### Season

2,837	1982 (players' strike; nine-game season) (1,018 rush/1,819 pass)
2,947	1967 (1,265/1,682)
3,168	1966 (1,173/1,995)
3,332	1964 (1,311/2,021)
3,811	1961 (1,091/2,720)
3,827	1970 (1,802/2,025)
3,906	1977 (2,043/1,863)
3,971	1968 (1,614/2,357)
3,995	1963 (1,508/2,487)
4,136	1976 (1,932/2,204)

#### Game

-5	at Oakland, 9/10/67 (48 rush/-53 pass)
26	at Houston, 9/3/66 (33/-7)
82	at Philadelphia, 9/20/92 (52/30)
128	at Washington, 10/12/92 (26/102)
130	at Chicago, 9/9/84 (53/77)
131	vs. Buffalo, 12/13/64 (47/84)
132	vs. Boston, 10/4/64 (53/79)
139	at Pittsburgh, 9/4/83 (138/1)
148	at Kansas City, 12/6/70 (76/72)
152	vs. Oakland, 9/3/78 (144/8)

### RUSHING

#### MOST RUSHES

##### Season

601	1978
554	1989
546	2011
543	2003
542	2005
534	2004
525	1998
	1996
	1979
523	1977

##### Game

60	vs. San Diego, 11/30/75 (OT)
59	at Kansas City, 9/24/78 (OT)
	at Chicago, 12/12/76
57	at Seattle, 10/29/78 (OT)
	at Cleveland, 10/24/71
55	at Kansas City, 11/13/11
	vs. San Diego, 10/17/71
54	at Indianapolis, 12/21/03
53	at Kansas City, 11/20/77
51	at San Diego, 11/27/11
	at Oakland, 10/17/04
	vs. Green Bay, 10/17/99

### MOST YARDS RUSHING

##### Season

2,632	2011
2,629	2003
2,539	2005
2,468	1998
2,451	1978
2,378	1997
2,362	1996
2,333	2004
2,311	2000
2,266	2002

##### Game

356	at Chicago, 12/12/76
328	vs. San Diego, 11/30/75 (OT)
301	at Seattle, 11/26/00
299	at Oakland, 11/6/11
292	at Oakland, 11/24/74
283	at New Orleans, 12/3/00
280	at New England, 11/24/13
	at Cleveland, 10/24/71
278	at Seattle, 10/29/78 (OT)
272	at Cincinnati, 10/19/69

### HIGHEST AVERAGE GAIN PER RUSH

##### Season

4.96	2002 (457-2,266)
4.84	2003 (543-2,629)
4.82	2011 (546-2,632)
4.81	2008 (387-1,862)
4.70	1998 (525-2,468)
4.68	2005 (542-2,539)
4.57	1997 (520-2,378)
4.56	2007 (429-1,957)
4.53	1995 (440-1,995)
4.50	1996 (525-2,362)

#### Game (min. 10 rushes)

9.52	vs. Chicago, 11/23/03 (21-200)
9.00	at San Diego, 12/28/08 (10-90)
8.44	vs. Kansas City, 12/7/03 (32-270)
8.13	vs. New England, 12/18/11 (31-252)
8.09	vs. Arizona, 12/29/02 (32-259)
7.88	vs. Seattle, 12/19/99 (33-260) (OT)
7.73	vs. Houston, 10/18/92 (22-170)
7.67	at Oakland, 11/6/11 (39-299)
7.66	vs. Cincinnati, 9/21/97 (29-222)
7.63	at N.Y. Giants, 11/5/72 (24-183)

## TEAM RECORDS — RUSHING / PASSING

### MOST RUSHING TOUCHDOWNS

#### Season

26	1998
25	2005
21	2002
	2000
20	2003
	1996
	1985
	1974
19	1994
	1990

#### Game

5	vs. Kansas City, 12/7/03
4	Seven times (last: vs. San Francisco, 12/23/00)

### FEWEST YARDS RUSHING

#### Season

1,018	1982 (players' strike; nine-game season)
1,091	1961
1,173	1966
1,195	1960
1,265	1967
1,298	1962
1,311	1964
1,470	1994
1,500	1992
1,508	1963

#### Game

13	at Oakland, 10/22/72
14	vs. Miami, 11/2/08
18	vs. San Diego, 12/12/13
19	at Tennessee, 10/3/10
20	at Dallas, 12/10/61
26	at Washington, 10/12/92
27	vs. Pittsburgh, 11/9/09
	at Buffalo, 9/15/62
28	vs. New England, 11/4/84
	vs. Kansas City, 10/23/66

## PASSING

### MOST PASS ATTEMPTS

#### Season

675	2013
626	1994
620	2008
617	1985
594	1995
588	2012
581	1988
580	2010
569	2000
568	1961

#### Game

59	vs. Tennessee, 12/8/13
	at Green Bay, 10/10/93
58	vs. San Diego, 11/19/00
57	vs. Indianapolis, 9/26/10
56	vs. Kansas City, 1/3/10
	at L.A. Raiders, 12/26/82
	at Boston, 9/21/62
	at Buffalo, 9/15/62
55	vs. Atlanta, 10/31/04
	at Houston, 12/20/64

### MOST COMPLETIONS

#### Season

461	2013
402	2102
388	1994
386	2008
359	2002
354	2000
350	1995
	1993
341	2009
334	2010

### Game

39	vs. Tennessee, 12/8/13
37	vs. Indianapolis, 9/26/10
36	vs. San Diego, 9/14/08
	vs. San Diego, 11/19/00
	vs. San Diego, 9/4/94
35	at Tennessee, 10/3/10
	vs. New England, 10/11/09
	at Baltimore, 9/30/02
	at Houston, 12/20/64
34	at Oakland, 12/29/13
	vs. Oakland, 11/11/02

### HIGHEST COMPLETION PERCENTAGE

#### Season

.684	2012 (402-588)
.683	2013 (461-675)
.648	2002 (359-554)
.633	2007 (326-515)
.633	1993 (350-553)
.623	2008 (386-620)
.622	2000 (354-569)
.620	1994 (388-626)
.611	2009 (341-558)
.611	2001 (312-511)

#### Game (min. 10 attempts)

.917	at L.A. Raiders, 11/2/86 (11-12)
.875	vs. San Diego, 9/27/81 (21-24)
.870	vs. Kansas City, 12/10/78 (20-23)
.865	vs. Oakland, 9/23/13 (32-37)
.829	at Oakland, 12/29/13 (34-41)
.824	at Indianapolis, 12/21/03 (14-17)
.811	vs. Philadelphia, 9/29/13 (30-37)
.808	at Tennessee, 12/25/04 (21-26)
.800	at San Diego, 10/15/12 (24-30)
.800	vs. Kansas City, 12/7/08 (32-40)

### MOST YARDS PASSING (NET YARDS)

#### Season

*5,444	2013
4,534	2012
4,471	2008
4,243	2000
4,045	1995
4,038	2010
4,017	1994
3,999	2004
3,824	2002
3,768	1993
*	- NFL record

#### Game

499	vs. Atlanta, 10/31/04
472	vs. Indianapolis, 9/26/10
459	vs. Kansas City, 11/18/74
445	vs. Baltimore, 9/5/13
443	vs. San Diego, 11/19/00
441	at Cleveland, 11/6/08
431	vs. Oakland, 12/14/80
428	vs. Kansas City, 1/3/10
	at Buffalo, 9/15/62
414	at Dallas, 10/6/13

### FEWEST YARDS PASSING (NET YARDS)

#### Season

1,682	1967
1,819	1982 (players' strike; nine-game season)
1,863	1977
1,995	1966
2,021	1964
2,025	1970
2,065	1971
2,204	1976
2,328	1974
2,357	1968

## TEAM RECORDS — PASSING

### FEWEST YARDS PASSING (NET YARDS), CONT.

Game	
-53	at Oakland, 9/10/67
-7	at Houston, 9/3/66
1	at Pittsburgh, 9/4/83
6	vs. N.Y. Jets, 11/15/64
8	vs. Oakland, 9/3/78
18	vs. San Diego, 11/30/75 (OT)
20	at N.Y. Jets, 12/3/67
30	at Houston, 11/14/65
30	at Philadelphia, 9/20/92
33	vs. San Diego, 10/7/79

### MOST TOUCHDOWN PASSES THROWN

Season	
*55	2013
37	2012
32	1998
28	2000
27	2004
	1997
	1995
	1993
	1981
26	2001
	1996

\* - NFL record

Game	
*7	vs. Baltimore, 9/5/13
5	vs. Kansas City, 11/14/10
	vs. San Diego, 11/19/00
	vs. Minnesota, 11/18/84
	vs. Buffalo, 10/28/62
4	24 times (last: vs. San Diego, 9/14/08)

\* - NFL record (tie)

### MOST INTERCEPTIONS THROWN

Season	
45	1961
40	1962
35	1960
34	1975
32	1964
30	1966
	1965
29	1992
	1963
28	1970

Game	
8	at Houston, 12/2/62
6	vs. San Diego, 9/21/80
	vs. San Diego, 11/30/75 (OT)
	at San Diego, 9/24/72
	at Houston, 11/26/61
	vs. Buffalo, 11/19/61
	at Green Bay (at Milwaukee), 9/26/71
5	16 times (last: vs. N.Y. Jets, 10/3/99)

### BEST INTERCEPTION AVOIDANCE PERCENTAGE

Season	
.015	2013 (10-675)
.015	2005 (7-465)
.018	1993 (10-553)
.019	2012 (11-588)
.021	2010 (12-580)
.021	1994 (13-626)
.021	2000 (12-569)
.021	1997 (11-513)
.023	2009 (13-558)
.024	1995 (14-594)

### HIGHEST AVERAGE GAIN PER ATTEMPT

Season	
8.25	2013 (675-5572)
8.23	1981 (485-3,992)
8.09	1974 (329-2,660)
7.94	2012 (588-4,671)
7.85	2004 (521-4,089)
7.85	2000 (569-4,464)

7.76	1998 (491-3,808)
7.55	1972 (384-2,900)
7.47	2002 (554-4,139)
7.43	2010 (580-4,307)

### HIGHEST AVERAGE GAIN PER COMPLETION

Season	
15.79	1968 (179-2,826)
14.94	1976 (168-2,510)
14.77	1969 (192-2,835)
14.60	1967 (150-2,190)
14.46	1974 (184-2,660)
14.43	1972 (201-2,900)
14.18	1963 (217-3,076)
14.16	1966 (166-2,351)
13.90	1977 (163-2,265)
13.81	1981 (289-3,992)

### FEWEST TIMES DENVER PASSER SACKED

Season	
12	2008
15	2004
20	2013
21	2012
22	1971
23	2005
24	1982 (players' strike; nine-game season)
	1965
25	2003
	1998

### MOST TIMES DENVER PASSER SACKED

Season	
63	1963
61	1981
	1964
58	1967
55	1994
	1983
52	1992
51	1969
50	1977
48	1978
	1976

### Game

11	vs. Oakland, 11/5/67
	vs. Buffalo, 12/13/64
10	at Oakland, 10/31/76
	at Oakland, 12/8/75
9	at Chicago, 10/2/83
8	Three times (last: vs. Oakland, 10/30/77)

### MOST YARDAGE LOST ON SACKS

Season	
590	1963
520	1964
508	1967
469	1968
461	1981
439	1983
402	1977
382	1992
366	1994
359	1975

### Game

95	vs. Oakland, 11/5/67
84	vs. Buffalo, 12/13/64
78	vs. Kansas City, 12/14/68
	vs. Boston, 9/29/63
77	at Boston, 9/21/62
74	at Oakland, 12/8/75
72	at L.A. Raiders, 12/26/82
71	at Chicago, 10/2/83
67	vs. L.A. Raiders, 10/18/93
63	vs. Kansas City, 10/1/72

## TEAM RECORDS — FIRST DOWNS / PUNTING

### FIRST DOWNS

#### Most First Downs

##### Season

435	2013
383	2000
380	2012
357	2002
354	2008
351	2004
347	1998
346	1994
344	1995
340	1997

##### Game

39	vs. Tennessee, 12/8/13
35	vs. Philadelphia, 9/29/13
34	at Dallas, 10/6/13
	vs. San Diego, 9/14/08
	vs. San Diego, 11/19/00
	vs. Kansas City, 11/18/74
32	vs. Kansas City, 12/30/12
	at Cincinnati, 10/22/00
31	Six times (last: vs. Oakland, 9/23/13)

#### Most First Downs Rushing

##### Season

145	2005
138	1997
135	1998
134	1996
133	2003
132	1987
130	1979
129	2011
	1978
127	2004

##### Game

19	at Chicago, 12/12/76
	vs. San Diego, 11/30/75 (OT)
18	vs. N.Y. Jets, 11/20/05
17	at Seattle, 10/29/78 (OT)
16	at Kansas City, 10/27/85
	vs. N.Y. Giants, 10/26/80
	at Kansas City, 9/24/78 (OT)
	at Boston, 9/24/65
15	Six times (last: at New England, 11/24/13)

#### Most First Downs Passing

##### Season

293	2013
232	2012
223	2008
	2000
205	1995
204	2010
202	1994
199	2002
196	1988
192	1985

\* - NFL record

##### Game

25	vs. Tennessee, 12/8/13
	vs. Kansas City, 11/24/74
24	vs. San Diego, 12/3/00
23	vs. Washington, 10/17/13
	at Houston, 12/20/64
22	vs. Oakland, 12/14/80
21	vs. Kansas City, 1/3/10
	vs. New England, 10/11/09
	vs. Atlanta, 10/31/04
20	Eight times (last: at Houston, 12/22/13)

#### Most First Downs by Penalty

##### Season

43	1994
41	1986
40	2004
39	2003
38	1983
36	2012
	2000
	1988
35	2013
	1993

##### Game

11	vs. Houston, 10/6/85
7	at Kansas City, 9/19/99
	at Kansas City, 11/16/98
	vs. L.A. Raiders, 9/7/86
6	at Oakland, 12/6/12
	vs. Oakland, 9/12/11
	vs. Green Bay, 10/29/07 (OT)
	vs. San Francisco, 12/23/00
	at Kansas City, 11/16/97
	vs. Houston, 9/7/64

#### Fewest First Downs

##### Season

170	1982 (players' strike; nine-game season)
171	1966
172	1967
207	1964
217	1971
	1970
	1968
219	1961
223	1977
230	1963

##### Game

0	at Houston, 9/3/66
3	at Oakland, 9/10/67
4	at Philadelphia, 9/20/92
7	at Washington, 10/12/92
	at Kansas City, 12/6/70
	vs. Buffalo, 12/13/64
8	Six times (last: at Tampa Bay, 9/26/99)

### PUNTING

#### Most Punts

##### Season

105	1967
101	2011
96	1984
	1978
	1968
94	1985
91	1977
89	1979
87	1983
	1970

##### Game

12	at Buffalo, 10/25/81
	vs. Cincinnati, 10/6/68
	at Oakland, 9/10/67
11	at Seattle, 11/30/92 (OT)
	vs. Seattle, 10/20/85 (OT)
10	Seven times (last: at Baltimore, 9/11/83)

#### Fewest Punts

##### Season

45	1982 (players' strike; nine-game season)
46	2008
54	1995
55	2002
60	2007
	1997
	1990
	1972
	1962
62	2000

## TEAM RECORDS — PUNTING / RETURNS

### FEWEST PUNTS, CONT.

Game	
0	at Dallas, 10/6/13 vs. Oakland, 9/30/12 vs. Buffalo, 12/21/08 vs. San Diego, 11/16/03 at Minnesota 11/4/90 vs. Dallas, 10/8/61
1	23 times (last: vs. Oakland, 9/23/13)

### HIGHEST PUNTING AVERAGE

Season	
47.4	2011 (101-4,783)
46.7	2008 (46-2,150)
46.5	1999 (84-3,908)
46.3	2012 (67-3,099)
46.2	1998 (67-3,097)
45.2	1966 (77-2,878)
45.1	1973 (69-3,114)
45.0	1982 (45-2,026) (players' strike; nine-game season)
44.9	1967 (105-4,713)
44.7	2001 (82-3,668)
Game (min. 4 punts)	
57.2	vs. L.A. Raiders, 9/26/88 (5-286) (OT)
56.6	vs. Seattle, 11/24/84 (5-283)
56.2	at Arizona, 12/12/10 (5-281)
55.8	vs. Cincinnati, 9/18/11 (6-335)
55.8	vs. San Diego, 12/16/90 (5-279)
55.0	at New England, 10/27/91 (5-275)
54.4	at Oakland, 9/20/98 (5-272)
54.3	at Arizona, 9/23/01 (4-217) vs. Minnesota, 10/31/99 (4-217)
54.2	at Oakland, 10/10/99 (5-271)

### LOWEST PUNTING AVERAGE

Season	
35.1	1976 (84-2,945)
36.4	1978 (96-3,494)
37.3	1960 (70-2,610)
39.0	2002 (55-2,145)
39.2	1977 (91-3,563)
39.3	1986 (86-3,376)
39.4	1961 (80-3,149)
39.6	2000 (62-2,455)
39.9	1989 (80-3,188)
39.9	1975 (63-2,515)

### HIGHEST NET PUNTING AVERAGE (SINCE 1976)

Season	
42.1	2012 (67-2,822)
40.2	2011 (101-4,058)
38.8	2013 (65-2,522)
38.5	1990 (60-2,313)
38.1	1997 (60-2,283)
38.0	2005 (73-2,771)
37.9	1988 (68-2,574)
37.8	2008 (46-1,740)
37.8	1982 (45-1,699) (players' strike; nine-game season)
37.7	1992 (85-3,203)

### Game (min. 4 punts)

52.8	vs. L.A. Raiders, 9/26/88 (5-264) (OT)
52.3	vs. San Diego, 11/11/01 (6-314)
52.3	at Houston, 12/4/77 (4-209)
51.2	vs. San Diego, 12/16/90 (5-256)
51.0	vs. Cincinnati, 9/18/11 (6-306)
50.6	at Atlanta, 9/17/12 (5-253)
48.8	at Minnesota, 12/4/11 (6-293)
48.3	vs. San Francisco, 9/19/82 (6-290)
47.0	vs. Seattle, 11/25/84 (5-235)
46.9	vs. New England, 10/16/05 (7-328)

### PUNT RETURNS

#### MOST PUNT RETURNS

Season	
63	1970
58	1977
54	1999
53	1988
51	1981
	1978
	1976
49	1996
48	2012
	1987
	1986
Game	
8	at Carolina, 11/11/12 vs. Chicago, 12/11/11 vs. San Diego, 12/27/87 vs. Baltimore, 10/22/78 vs. San Diego, 11/30/75 (OT) at Kansas City, 10/6/74 at Buffalo, 9/20/70
7	Eight times (last: vs. Miami, 12/12/04)

#### MOST PUNT RETURN YARDS

Season	
712	1977
640	1976
596	2011
583	1996
582	1978
556	1970
555	1997
552	1986
486	1987
474	1974
Game	
168	vs. Carolina, 11/9/97
167	vs. Pittsburgh, 11/6/77
150	vs. San Diego, 12/27/88
128	vs. Oakland, 9/12/11 vs. San Francisco, 9/19/82
126	at N.Y. Jets, 12/3/67
125	at Carolina, 11/11/12 vs. Cleveland, 9/26/76
121	at N.Y. Giants, 9/15/13 vs. St. Louis, 9/14/97 at Buffalo, 9/20/70

#### HIGHEST PUNT RETURN AVERAGE

Season	
14.5	1982 (21-305) (players' strike; nine-game season)
13.5	1997 (41-555)
13.5	1967 (26-351)
13.1	2001 (31-405)
12.9	1963 (30-387)
12.7	2011 (47-596)
12.5	1976 (51-640)
12.3	1977 (58-712)
12.2	1969 (37-450)
11.9	1996 (49-583)

#### MOST PUNT RETURN TOUCHDOWNS

Season	
4	1976
3	1997
2	2011, 2003, 1986, 1982
1	17 times (last: 2013)
Game	
2	vs. Carolina, 11/9/97 vs. Cleveland, 9/26/76
1	26 times (last: at N.Y. Giants, 9/15/13)

### KICKOFF RETURNS

#### MOST KICKOFF RETURNS

Season	
78	1963
76	1964
75	1994
71	2008
	1965
67	2001
	1960
66	2000
	1990
	1961



## TEAM RECORDS — KICK RETURNS / FUMBLES

### MOST KICKOFF RETURNS, CONT.

Game	
10	at Arizona, 12/12/10 at Indianapolis, 10/31/88 vs. Boston, 10/4/64
9	at San Diego, 12/22/63 at Buffalo, 12/24/11 at San Diego, 12/28/08 at Kansas City, 12/18/83 at Boston, 10/18/63 vs. Kansas City, 9/7/63
8	18 times (last: at Oakland, 12/19/10)

### MOST KICKOFF RETURN YARDS

Season	
1,801	1963
1,758	1964
1,731	1965
1,576	2001
1,558	1966
1,550	2008
1,547	1960
1,523	1994
1,518	1967
1,501	1961

Game	
295	vs. Boston, 10/4/64
289	vs. Kansas City, 9/7/63
272	at Arizona, 12/12/10
238	at Kansas City, 10/8/63
226	at Indianapolis, 10/31/88
217	at San Diego, 10/29/61
216	at Houston, 9/3/66
215	at San Diego, 10/29/61
211	at Minnesota, 11/4/90
208	vs. Boston, 11/11/62 at Boston, 9/21/62

### HIGHEST KICKOFF RETURN AVERAGE

Season	
26.9	1966 (58-1,588)
25.3	1967 (60-1,518)
25.0	2013 (39-974)
24.5	2011 (39-956)
24.5	1975 (59-1,446)
24.4	1965 (71-1,731)
24.3	2010 (59-1,435)
24.2	1998 (58-1,402)
23.9	1996 (50-1,195)
23.6	1969 (56-1,323)

### MOST KICKOFF RETURN TOUCHDOWNS

Season	
3	1966
1	Nine times (last: 2013)
Game	
1	12 times (last: vs. Philadelphia, 9/29/13)

## FUMBLES

### MOST BRONCOS FUMBLES

Season	
36	1984
	1966
35	1979
34	1988
	1983
	1963
33	1999
	1961
32	1960
31	1991
Game	
6	vs. Washington, 11/18/01 vs. Philadelphia, 10/29/89 vs. Cleveland, 10/19/75 at Boston, 11/6/66 vs. L.A. Chargers, 10/16/60
5	16 times (last: at New England, 11/24/13)

### MOST BRONCOS FUMBLES LOST

Season	
20	1961
19	1983
18	1994
	1993
	1981
	1979
17	Seven times (last: 2011)
Game	
5	vs. Cleveland, 10/19/75 vs. Chicago, 9/30/73
4	Eight times (last: at Indianapolis, 10/31/88)

### FEWEST BRONCOS FUMBLES

Season	
15	2009
	1969
17	1998
18	2008
19	2005
21	2002
	1973
22	2012
23	2004
	1976
	1974
	1970

### FEWEST BRONCOS FUMBLES LOST

Season	
6	2003
	1998
7	2002
8	2001
	1985
	1969
	1964
9	2005, 2004, 1973

### MOST OPPONENT FUMBLES

Season	
46	1983
44	1984
43	1989
40	1964
37	1975
36	1990
	1981
	1971
35	1987, 1970, 1966

Game	
7	vs. Green Bay, 10/15/84 vs. Seattle, 11/20/83 at Oakland, 10/4/81 vs. Buffalo, 12/13/64
6	11 times (last: at New England, 11/24/13)

### MOST OPPONENT FUMBLES RECOVERED

Season	
24	1984
23	1981
22	1989
21	1964
20	1983
	1971
	1963
19	1987, 1979, 1962
Game	
6	at Buffalo, 12/2/79
5	vs. Seattle, 12/13/81 at Boston, 11/6/66 vs. Buffalo, 12/13/64 at Oakland, 10/14/62
4	11 times (last: at L.A. Raiders, 10/28/84) (OT)

## TEAM RECORDS — FUMBLES / TURNOVERS / PENALTIES

### FEWEST OPPONENT FUMBLES

Season	
15	2008
17	1982 (players' strike; nine-game season)
19	2011
20	1995
22	2010
	1985
	1974
23	Five times (last: 2012)

### FEWEST OPPONENT FUMBLES RECOVERED

Season	
7	2008
	1982 (players' strike; nine-game season)
8	2012
	2010
	2004
9	2013
	2011
	1996
10	1991
11	Four times (last: 2003)

## TURNOVERS

### MOST TAKEAWAYS

Season	
55	1984 (31 INT / 24 FUM)
53	1964 (32 INT / 21 FUM)
47	1987 (28 INT / 19 FUM)
	1983 (27 INT / 20 FUM)
46	1981 (23 INT / 23 FUM)
	1962 (27 INT / 19 FUM)
44	2000 (27 INT / 17 FUM)
	1978 (31 INT / 13 FUM)
	1960 (27 INT / 17 FUM)
43	1989 (21 INT / 22 FUM)

### Game

10	at Detroit, 10/7/84 (7 INT / 3 FUM)
8	vs. Seattle, 11/20/83 (4 INT / 4 FUM)
	at Oakland, 10/16/77 (7 INT / 1 FUM)
7	Eight times [last: at L.A. Raiders, 10/28/84 (3 INT / 4 FUM)]

### FEWEST TAKEAWAYS

Season	
13	2008 (6 INT / 7 FUM)
18	2011 (9 INT / 9 FUM)
	2010 (10 INT / 8 FUM)
19	1982 (12 INT / 7 FUM) (players' strike; nine-game season)
20	2004 (12 INT / 8 FUM)
	2003 (9 INT / 11 FUM)
21	1995 (8 INT / 13 FUM)
22	2002 (9 INT / 13 FUM)
	1972 (10 INT / 12 FUM)
24	2012 (17 INT / 8 FUM)

### MOST GIVEAWAYS

Season	
*65	1961 (45 INT / 20 FUM)
54	1962 (40 INT / 14 FUM)
52	1960 (35 INT / 17 FUM)
48	1975 (34 INT / 14 FUM)
47	1966 (30 INT / 17 FUM)
46	1965 (30 INT / 16 FUM)
43	1992 (29 INT / 14 FUM)
	1963 (28 INT / 15 FUM)
41	1983 (22 INT / 19 FUM)
	1979 (23 INT / 18 FUM)
	1970 (28 INT / 13 FUM)

\* - NFL Record

### Game

9	at Houston, 12/2/62 (8 INT / 1 FUM)
	vs. Buffalo, 11/19/61 (6 INT / 3 FUM)
8	vs. Buffalo, 9/19/65 (5 INT / 3 FUM)
	at Houston, 11/26/61 (6 INT / 2 FUM)
7	Seven times [last: vs. San Diego, 9/21/80 (6 INT / 1 FUM)]

### FEWEST GIVEAWAYS

Season	
16	2005 (7 INT / 9 FUM)
20	1998 (14 INT / 6 FUM)
21	1997 (11 INT / 10 FUM)
23	2009 (13 INT / 10 FUM)
24	2003 (18 INT / 6 FUM)
25	2012 (11 INT / 14 FUM)
	2000 (12 INT / 13 FUM)
	1991 (12 INT / 13 FUM)
26	2013 (10 INT / 16 FUM)
27	Four times [last: 2010 (12 INT / 15 FUM)]

### CONSECUTIVE GAMES WITH A TAKEAWAY

36	1982-84 (2nd game '82 through 12th game '84)
----	--

### CONSECUTIVE GAMES WITHOUT A GIVEAWAY

4	2005 (3rd through 6th)
---	------------------------

### BEST TAKEAWAY RATIO

Season	
+21	1984 (55 Takeaways / 34 Giveaways)
+20	2005 (36/16)
+19	2000 (44/25)
+13	1964 (53/40)
+12	1977 (39/27)
+11	1989 (43/32)
	1987 (47/36)
	1967 (41/30)
+10	2001 (37/27)
	1998 (30/20)
	1997 (31/21)
	1978 (44/34)

### Game

+8	at Oakland, 10/16/77 (8 Takeaways / 0 Giveaways)
----	--

### WORST TAKEAWAY RATIO

Season	
-25	1961 (40 Takeaways / 65 Giveaways)
-17	2008 (13/30)
	1982 (19/36)
-16	1975 (32/48)
	1966 (31/47)
-12	2011 (18/30)
	1992 (31/43)
	1972 (22/34)
-9	2010 (18/27)
	2004 (20/29)
	1995 (21/30)
	1980 (28/37)

### Game

-9	vs. Buffalo, 11/19/61 (0 Takeaways / 9 Giveaways)
----	---

## PENALTIES

### MOST PENALTIES

Season	
132	1978
117	2013
116	1997
	1979
115	1998
114	1999
112	1993
109	1996
	1995
108	1990

### Game

15	vs. Tampa Bay, 11/7/76
14	at Kansas City, 9/20/93
	vs. Oakland, 10/17/76
	at N.Y. Jets, 10/28/73
13	vs. Kansas City, 11/17/13
	at N.Y. Giants, 9/15/13
	at San Diego 9/24/95
	at Green Bay, 10/10/93
	at Seattle, 10/22/89 (OT)
	at Seattle, 12/8/79

## TEAM RECORDS — PENALTIES / THIRD DOWNS / DEFENSE

### MOST YARDS PENALIZED

#### Season

1,092	1978
1,023	1998
1,006	1997
	1979
1,000	2013
986	1976
949	1996
944	2010
922	2003
917	2001

#### Game

160	vs. Tampa Bay, 11/7/76
148	at Seattle, 10/14/01
146	at Kansas City, 12/16/01 (OT)
134	vs. Pittsburgh, 11/6/77
132	at N.Y. Giants, 9/15/13
	at Oakland, 10/17/76
130	vs. N.Y. Titans, 11/22/62
128	at Minnesota, 10/26/87
	at Seattle, 12/8/79
124	vs. Cleveland, 12/14/03 (OT)

### FEWEST PENALTIES

#### Season

48	1967
54	1982 (players' strike; nine-game season)
	1960
60	1961
64	1962
65	1963
66	1966
67	2006
	1971
69	1965

#### Game

0	vs. Kansas City, 9/17/06 (OT)
	at Chicago, 12/18/93
	vs. Kansas City, 12/16/67
1	17 times (last: vs. Tennessee, 9/25/11)

### FEWEST YARDS PENALIZED

#### Season

478	2006
501	1960
512	1967
516	1982 (players' strike; nine-game season)
548	1963
560	1961
594	1989
610	2007
613	1962
632	1974

#### Game

0	vs. Kansas City, 9/17/06 (OT)
	at Chicago, 12/18/93
	vs. Kansas City, 12/17/67
	at Boston, 9/21/62
5	vs. Kansas City, 12/7/08
	at Arizona, 12/17/06
	vs. Atlanta, 10/16/88
	at Kansas City, 10/27/85
	vs. Kansas City, 9/7/63
	vs. Boston, 11/11/62
	vs. Dallas, 10/30/60

## THIRD DOWNS (SINCE 1972)

### MOST THIRD DOWN ATTEMPTS

#### Season

252	1985
-----	------

### MOST THIRD DOWN CONVERSIONS

#### Season

112	1996
-----	------

### HIGHEST THIRD DOWN PERCENTAGE

#### Season

.489	1996 (112-229)
------	----------------

## TOTAL DEFENSE

### FEWEST POINTS ALLOWED

#### Season

148	1977
198	1978
206	1976
226	1989
	1982 (players' strike; nine-game season)
235	1991
241	1984
258	2005
262	1979
264	1970

### Game (List of Denver Shutouts: 17)

Denver 24, N.Y. Jets 0, 11/20/05
Denver 34, Carolina 0, 11/9/97
Denver 27, Oakland 0, 10/16/95
Denver 12, at Cleveland 0, 9/27/92
Denver 37, at Phoenix 0, 12/16/89
Denver 12, at San Diego 0, 10/2/88
Denver 24, San Diego 0, 12/27/87
Denver 34, Detroit 0, 11/1/87
Denver 21, Kansas City 0, 10/23/84
Denver 17, at Oakland 0, 10/4/81
Denver 7, San Diego 0, 10/7/79
Denver 10, Cincinnati 0, 9/2/79
Denver 7, St. Louis 0, 9/18/77
Denver, 17, at San Diego 0, 11/14/76
Denver 26, San Diego 0, 10/3/76
Denver 27, Cleveland 0, 10/24/71
Denver 13, San Diego 0, 11/2/69

### FEWEST TOUCHDOWNS ALLOWED

#### Season

18	1977
21	1978
22	1991
25	1989
	1982 (players' strike; nine-game season)
	1976
26	1984
27	1993
28	1970
29	2006

### FEWEST FIELD GOALS ALLOWED

#### Season

8	1977
12	1976
13	1995
	1961
14	2005
	1998
	1997
	1987
	1965
15	1981
	1979
	1967
	1963

### FEWEST TOTAL PLAYS ALLOWED

#### Season

616	1982 (players' strike; nine-game season)
825	1971
838	1970
847	1963
850	1965
871	1966
872	1973
876	1972
899	1961
901	1975

## TEAM DEFENSIVE RECORDS — TOTAL / RUSHING

### FEWEST TOTAL PLAYS ALLOWED, CONT.

Game	
37	at Indianapolis, 12/21/03
40	at Jacksonville, 9/19/04
	vs. San Diego, 11/16/03
	vs. San Diego, 10/6/03
42	vs. Green Bay, 12/30/90
	vs. San Diego, 11/30/75 (OT)
43	vs. N.Y. Jets, 11/20/05
	vs. Indianapolis, 1/2/05
44	at Oakland, 9/24/00
	at Boston, 9/24/65
	vs. Boston, 9/29/63

### FEWEST TOTAL YARDS ALLOWED

Season	
3,169	1982 (935 rush/2,234 pass) (players' strike; nine-game season)
3,705	1970 (1,351/2,354)
3,734	1976 (1,709/2,025)
3,775	1977 (1,531/2,244)
3,819	1971 (1,834/1,985)
3,851	1972 (1,668/2,183)
4,006	1975 (1,974/2,032)
4,235	1973 (1,795/2,440)
4,297	1965 (1,337/2,960)
4,391	1974 (1,808/2,583)

Game	
60	at Cleveland, 10/24/71 (24 rush/36 pass)
66	vs. Chicago, 12/5/71 (73/-7)
70	vs. San Diego, 11/2/69 (50/20)
92	vs. New England, 11/11/79 (58/34)
96	vs. San Diego, 11/16/03 (40/56)
101	at Phoenix, 12/16/89 (22/79)
119	vs. Kansas City, 12/30/12 (93/26)
121	vs. Kansas City, 10/4/70 (88/33)
123	vs. San Diego, 11/30/75 (59/64) (OT)
	at Philadelphia, 10/31/71 (46/77)

### LOWEST AVERAGE YIELD PER PLAY

Season	
4.01	1977 (931-3,775)
4.14	1976 (919-3,734)
4.38	1978 (1,016-4,448)
4.39	1972 (876-3,851)
4.42	1970 (838-3,705)
4.45	1975 (901-4,006)
4.51	1989 (977-4,407)
4.58	2012 (1,015-4,652)
4.62	1971 (825-3,819)
4.65	1974 (945-4,391)

Game	
1.12	vs. Chicago, 12/5/71 (59-66)
1.25	vs. San Diego, 11/2/69 (56-70)
1.30	at Cleveland, 10/24/71 (46-60)
1.61	vs. New England, 11/11/79 (57-92)
2.06	at Phoenix, 12/16/89 (49-101)
2.16	vs. Kansas City, 10/4/70 (56-121)
2.25	at San Diego, 11/14/76 (57-128)
2.30	vs. Buffalo, 9/25/77 (56-129)

## RUSHING DEFENSE

### FEWEST RUSHES ALLOWED

Season	
293	1982 (players' strike; nine-game season)
344	2005
	2000
345	1996
356	1998
379	2003
	2002
381	1997
384	1965
396	2004

### Game

8	vs. N.Y. Jets, 11/20/05
9	at New Orleans, 12/3/00
	vs. Cleveland, 10/15/00
	at New England, 11/17/96
10	at San Diego, 12/29/87
	at San Diego, 10/12/86
11	at Jacksonville, 10/2/05
	vs. Green Bay, 10/17/99
	at N.Y. Jets, 12/3/67
12	at Indianapolis, 12/21/03
	at Detroit, 12/25/99
	vs. Kansas City, 10/27/96
	at Phoenix, 12/16/89

### FEWEST RUSHING YARDS ALLOWED

Season	
935	1982 (players' strike; nine-game season)
1,287	1998
1,331	1996
1,337	1965
1,351	1970
1,363	2005
1,418	1993
1,458	2012
1,489	2002
1,492	2001

### Game

0	at Kansas City, 12/19/65
12	at Jacksonville, 10/2/05
16	vs. Kansas City, 12/9/07
17	at New England, 11/17/96
18	vs. Pittsburgh, 9/27/70
19	vs. N.Y. Jets, 11/20/05
20	at San Diego, 10/2/88
21	at New Orleans, 12/3/00
	vs. Green Bay, 10/17/99
	vs. Oakland, 10/16/95

### LOWEST AVERAGE YIELD PER RUSH

Season	
3.19	1982 (293-935) (players' strike; nine-game season)
3.26	1977 (470-1,531)
3.30	1970 (409-1,351)
3.37	1979 (502-1,693)
3.45	1976 (496-1,709)
3.48	1965 (384-1,337)
3.57	1993 (397-1,418)
3.60	1978 (549-1,979)
3.61	2012 (404-1,458)
3.62	1998 (356-1,287)

### Game (min. 10 rushes)

0.00	at Kansas City, 12/19/65 (20-0)
0.64	vs. Pittsburgh, 9/27/70 (28-18)
0.94	vs. Kansas City, 12/9/07 (17-16)
1.10	at Jacksonville, 10/2/05 (11-12)
1.21	at N.Y. Giants, 9/15/13 (19-23)
1.29	at Miami, 12/21/98 (28-36)
1.47	vs. Cincinnati, 12/14/69 (19-28)
1.50	at San Diego, 11/14/76 (22-33)
1.54	at San Diego, 10/2/88 (13-20)
1.60	at Cleveland, 10/24/71 (15-24)

### FEWEST RUSHING TOUCHDOWNS ALLOWED

Season	
5	2012
	1996
	1977
6	1993
7	1970
8	1998
	1991
	1982 (players' strike; nine-game season)
9	2001
10	Seven times (last: 2005)

## TEAM DEFENSIVE RECORDS — PASSING

### PASSING DEFENSE

#### FEWEST PASS ATTEMPTS ALLOWED

Season	
307	1982 (players' strike; nine-game season)
348	1975
356	1971
379	1970
387	1973
	1960
391	1976
396	1966
397	1972
408	1963

#### Game

10	at Kansas City, 9/24/78 (OT)
12	vs. Oakland, 11/23/08
	at Oakland, 10/19/97
	at Kansas City, 10/18/81
13	at Minnesota, 11/4/90
14	at Cincinnati, 10/22/00
	vs. N.Y. Giants, 11/15/92
	vs. Oakland, 10/30/77
	at New England, 11/28/76
	at Kansas City, 11/27/69
	at Houston, 11/20/60

#### FEWEST COMPLETIONS ALLOWED

Season	
150	1971
172	1982 (players' strike; nine-game season)
181	1975
189	1960
191	1970
192	1966
194	1961
202	1973, 1965, 1962

#### Game

2	at Cincinnati, 10/22/00
	at Chicago, 12/12/76
5	at Green Bay, 9/26/71
	vs. Dallas, 10/8/61
6	Four times (last: at Minnesota, 11/4/90)
7	14 times (last: vs. Kansas City, 12/30/12)

#### LOWEST COMPLETION PCT. ALLOWED

Season	
.421	1971 (150-356)
.448	1961 (194-433)
.459	1965 (202-440)
.466	1967 (214-459)
.478	1962 (202-423)
.485	1966 (192-396)
.488	1960 (189-387)
.489	19164 (215-440)
.500	1963 (204-408)
.504	1970 (191-379)

#### Game (min. 10 attempts)

.118	at Chicago, 12/12/76 (2-17)
.143	at Cincinnati, 10/22/00 (2-14)
.226	vs. Chicago, 12/5/71 (7-31)
.259	at Cleveland, 10/24/71 (7-27)
.263	at Green Bay (at Milwaukee), 9/26/71 (5-19)
.281	vs. Seattle, 10/20/85 (9-32) (OT)
.286	vs. Buffalo, 12/13/64 (6-21)
.289	vs. N.Y. Jets, 11/15/64 (11-38)
.292	vs. L.A. Raiders, 9/6/92 (7-24)
.294	vs. Dallas, 10/8/61 (5-17)

#### FEWEST PASSING YARDS ALLOWED (NET YARDS)

Season	
1,985	1971
2,025	1976
2,032	1975
2,183	1972
2,234	1982 (players' strike; nine-game season)
2,244	1977
2,354	1970
2,440	1973
2,469	1978
2,515	1966

#### FEWEST PASSING YARDS ALLOWED (NET YARDS), CONT.

#### Game

-7	vs. Chicago, 12/5/71
14	at Cincinnati, 10/22/00
18	at Kansas City, 12/6/70
26	vs. Kansas City, 12/30/12
33	vs. Kansas City, 10/4/70
34	vs. New England, 11/11/79
36	at Cleveland, 10/24/71
39	vs. N.Y. Giants, 11/15/92
	vs. Dallas, 10/8/61
42	at Oakland, 9/27/09

#### FEWEST TOUCHDOWN PASSES ALLOWED

#### Season

8	1976
9	1978
11	1979
	1977
12	1991
13	2006, 1989, 1981
14	1982 (players' strike; nine-game season), 1975, 1974

#### MOST OPPONENT PASSES INTERCEPTED

#### Season

32	1964
31	1984, 1978
28	1987, 1967
27	2000, 1983, 1962, 1960
26	1961

#### Game

7	at Detroit, 10/7/84
	at Oakland, 10/16/77
6	vs. Boston, 9/3/67
	at Houston, 11/14/65
	vs. N.Y. Jets, 11/15/64
	at Buffalo, 9/18/60
5	10 times (last: vs. New England, 10/28/01)

#### HIGHEST PCT. OF OPPONENT PASSES INTERCEPTED

#### Season

.073	1964 (32-440)
.071	1978 (31-438)
.070	1960 (27-387)
.064	1962 (27-423)
.061	1987 (28-456)
.061	1976 (24-391)
.061	1967 (28-459)
.060	1961 (26-433)
.059	1977 (25-426)
.057	1965 (25-440)

#### MOST YARDS ON INTERCEPTION RETURNS

#### Season

510	1984
491	1977
483	1962
465	1965
459	1964
452	1976
439	1998
417	1960
413	1967
403	1987

#### Game

162	vs. Baltimore, 11/27/77
133	at Buffalo, 9/18/60
128	at N.Y. Jets, 12/3/67
126	at Oakland, 11/13/05
123	at Oakland, 9/20/98
117	vs. Oakland, 10/5/62
111	vs. San Diego, 12/27/87
	at Detroit, 10/7/84
110	vs. Kansas City, 10/9/77
108	vs. Cincinnati, 9/1/91
	vs. Dallas, 10/5/86

#### MOST INTERCEPTIONS RETURNED FOR TOUCHDOWN

#### Season

5	2012, 2000, 1997
---	------------------

#### Game

2	vs. Kansas City, 9/10/89
	vs. Tampa Bay, 11/7/76
	vs. Oakland, 10/5/62

## TEAM DEFENSIVE RECORDS — PASSING / SPECIAL TEAMS

### MOST SACKS

#### Season

57	1984
52	2012
	1991
50	1999
	1992
	1970
49	1986
47	1998
	1989
	1985

#### Game

10	at Cincinnati, 10/19/69
9	vs. N.Y. Jets, 9/1/96
	vs. Chicago, 12/5/71
	vs. Buffalo, 11/19/61
8	vs. Seattle, 12/20/92
	vs. Seattle, 11/26/89
	vs. N.Y. Jets, 11/15/64
	vs. Oakland, 11/29/64
7	11 times (last: at Carolina, 11/11/12)

### MOST YARDS ON SACKS

#### Season

459	1986
456	1970
447	1964
435	1971
430	1984
378	1985
374	1989
364	2012
363	1969
357	1972

#### Game

95	vs. N.Y. Jets, 11/15/64
86	vs. Seattle, 11/26/89
76	vs. Kansas City, 10/4/70
75	vs. New England, 12/17/72
73	at Cincinnati, 10/19/69
72	at Seattle, 12/21/80
	at Houston, 10/14/73
71	vs. Jacksonville, 10/25/98
70	vs. Chicago, 12/5/71
	vs. Atlanta, 10/18/70

### LOWEST AVERAGE YIELD PER PASS ATTEMPT

#### Season

5.23	2012 (611-3,194)
5.79	1976 (391-2,265)
6.00	1977 (426-2,556)
6.02	1997 (526-3,166)
6.03	1996 (566-3,413)
6.16	2003 (495-3,049)
6.19	1978 (438-2,712)
6.25	2005 (613-3,833)
6.32	2009 (510-3,222)
6.34	2002 (566-3,588)

### LOWEST AVERAGE YIELD PER COMPLETION

#### Season

9.95	2012 (231-3,194)
9.97	2002 (360-3,588)
10.58	1976 (214-2,265)
10.81	2009 (298-3,222)
10.88	1977 (235-2,556)
10.92	1997 (290-3,166)
11.02	1978 (246-2,712)
11.05	2006 (327-3,612)
11.14	2005 (344-3,833)
11.22	1979 (296-3,321)

### SAFETIES

#### MOST SAFETIES OF OPPONENT

#### Season

3	1990
2	2012
	1999
	1986
	1982
	1970
	1967

#### Game

2	at Seattle, 1/2/83
1	30 times (last: at Carolina, 11/11/12)

### PUNTING

#### LOWEST OPPONENT PUNTING AVERAGE

#### Season

39.0	1960 (67-2,611)
39.4	1982 (42-1,653)
40.5	1961 (77-3,120)
41.0	1989 (84-3,440)
41.1	1985 (94-3,868)
41.4	1990 (62-2,565)
41.4	1964 (59-2,441)
41.5	1984 (81-3,361)
41.5	1967 (65-2,699)
41.6	1980 (70-2,914)

#### Game (min. 4 punts)

24.6	at Dallas, 12/10/61 (5-123)
25.0	at Kansas City, 10/27/85 (5-125)
26.0	vs. Oakland, 11/22/99 (7-182) (OT)
27.3	at Cleveland, 10/1/89 (6-164)
30.0	at Kansas City, 10/20/02 (5-150) (OT)
	vs. Buffalo, 11/27/60 (6-180)
30.3	at Minnesota, 9/11/78 (6-182) (OT)
30.4	at Houston, 10/26/69 (5-152)
31.0	at Kansas City, 12/18/83 (5-155)
31.4	vs. Houston, 11/6/60 (5-157)

### PUNT RETURNS

#### LOWEST OPPONENT PUNT RETURN AVERAGE

#### Season

4.81	1978 (47-226)
5.48	1995 (25-137)
5.97	2012 (33-197)
6.07	1991 (28-170)
6.13	1968 (46-282)
6.87	2006 (39-268)
7.03	1969 (35-246)
7.10	1994 (39-275)
7.23	1990 (22-159)
7.35	1977 (54-397)

#### FEWEST OPPONENT PUNTS RETURNED FOR TOUCHDOWN

#### Season

0	34 times (last: 2013)
---	-----------------------

### KICKOFF RETURNS

#### LOWEST OPPONENT KICKOFF RETURN AVERAGE

#### Season

17.14	1961 (42-720)
17.44	1989 (72-1,256)
17.68	1991 (62-1,096)
17.76	1993 (63-1,119)
17.91	1983 (46-824)
19.12	1990 (69-1,319)
19.15	1987 (61-1,168)
19.54	1992 (13-254)
19.90	1988 (52-1,035)
19.94	1994 (70-1,396)

#### FEWEST OPPONENT KICKOFFS RETURNED FOR TOUCHDOWN

#### Season

0	36 times (last: 2012)
---	-----------------------



## TEAM DEFENSIVE RECORDS / OPPONENT INDIVIDUAL RECORDS

### FIRST DOWNS

#### FEWEST OPPONENT FIRST DOWNS

Season	
176	1982 (players' strike; nine-game season)
199	1970
206	1971
217	1977
222	1976
233	1961
234	1962
235	2004
239	1973
241	2003

#### Game

3	vs. San Diego, 11/30/75 (OT)
5	vs. San Diego, 11/16/03
	vs. Green Bay, 10/17/99
	at Chicago, 12/12/76
6	at Cleveland, 10/24/71
	vs. Oakland, 11/20/66
7	Six times (last: vs. Kansas City, 12/9/07)

#### FEWEST OPPONENT RUSHING FIRST DOWNS

Season	
53	1982 (players' strike; nine-game season)
67	1996
	1970
73	2012
77	2003
	1977
80	2000
	1998
81	1991
82	2005

#### Game

0	vs. Carolina, 11/9/97
	vs. Kansas City, 10/27/96
	vs. Oakland, 10/16/95
1	22 times (last: vs. San Diego, 11/18/12)

#### FEWEST OPPONENT PASSING FIRST DOWNS

Season	
91	1971
104	1982 (players' strike; nine-game season)
	1976
106	1975
118	1970
120	1978
121	1973
122	1966
123	1977, 1972, 1960

#### Game

1	at Chicago, 12/12/76
	vs. San Diego, 11/30/75 (OT)
2	vs. Kansas City, 12/30/12
	vs. San Diego, 11/16/03
	at Cincinnati, 10/22/00
	vs. Dallas, 10/8/61

#### FEWEST OPPONENT FIRST DOWNS BY PENALTY

Season	
11	2006
12	1968
13	1993, 1984
14	1991, 1989, 1970
15	1990, 1988, 1984, 1962

### PENALTIES

#### MOST OPPONENT PENALTIES

Season	
139	2005
138	1983
137	2003
134	1994
130	1997
128	1993
126	1986
123	2012
120	2004
119	1996

#### MOST OPPONENT PENALTIES, CONT.

#### Game

20	vs. Oakland, 12/15/96
16	vs. Baltimore, 12/11/83
	vs. Chicago, 9/26/78
15	at Oakland, 11/6/11
	vs. Oakland, 9/12/11
	at Jacksonville, 10/2/05
	vs. Houston, 10/6/85
14	Six times (last: vs. New England, 11/3/03)

#### MOST OPPONENT PENALTY YARDS

#### Season

1,118	1997
1,096	1983
1,062	2004
1,034	1986
1,033	1979
1,031	2003
	1994
1,019	1993
1,016	1999
989	2005

#### Game

188	vs. Houston, 10/6/85
157	vs. Oakland, 12/15/96
147	vs. Chicago, 10/16/78
145	at Seattle, 12/8/79
140	at Houston, 10/26/69
137	at Kansas City, 11/16/98
134	at Seattle, 9/7/97
132	vs. Chicago, 9/30/73
131	vs. Oakland, 9/12/11
130	at Oakland, 11/6/11

### THIRD DOWNS (SINCE 1972)

#### FEWEST OPPONENT THIRD DOWN ATTEMPTS

#### Season

132	1982 (players' strike; nine-game season)
183	1987

#### FEWEST OPPONENT THIRD DOWN CONVERSIONS

#### Season

48	1982 (players' strike; nine-game season)
61	2003

#### LOWEST OPPONENT THIRD DOWN PERCENTAGE

#### Season

.295	2003 (61-207)
------	---------------

### INDIVIDUAL TOTAL OFFENSE

#### MOST YARDS TOTAL OFFENSE

#### (COMBINED PASSING AND RUSHING YARDS)

513	Tony Romo, at Dallas, 10/6/13 (506/7)
472	Matt Cassel, vs. Kansas City, 11/14/10 (469/3)
454	Aaron Brooks, at New Orleans, 12/3/00 (441/13)
448	Len Dawson, at Kansas City, 11/1/64 (435/13)
444	Aaron Rodgers, at Green Bay, 10/2/11 (308/36)
442	Ben Roethlisberger, at Pittsburgh, 11/5/06 (433/9)
	Kurt Warner, at St. Louis, 9/4/00 (441/1)
428	Dave Krieg, vs. Seattle, 11/20/83 (420/8)
421	Drew Brees, vs. New Orleans, 9/21/08 (421/0)
419	Cotton Davidson, at Oakland, 10/25/64 (419/0)

### RUSHING

#### MOST CARRIES

37	LaDainian Tomlinson, at San Diego, 12/1/02 (OT)
36	Earl Campbell, vs. Houston, 11/2/80
35	Corey Dillon, at Cincinnati, 11/1/98
34	Larry Johnson, at Kansas City, 11/23/06
33	Justin Fargas, at Oakland, 12/2/07
	Shaun Alexander, at Seattle, 10/14/01
	Jerome Bettis, at L.A. Rams, 11/6/94
32	Jamal Lewis, at Baltimore, 10/26/03
31	Frank Gore, vs. San Francisco, 12/31/06 (OT)
	Dominic Rhodes, at Indianapolis, 1/6/02
	Curtis Martin, vs. N.Y. Jets, 10/3/99
	Mark van Eeghen, vs. Oakland, 10/30/77

## OPPONENT INDIVIDUAL RECORDS

### MOST RUSHING YARDS

278	Corey Dillon, at Cincinnati, 10/22/00
259	Jamaal Charles, vs. Kansas City, 1/3/10
227	Napoleon Kaufman, at Oakland, 10/19/97
220	LaDainian Tomlinson, at San Diego, 12/1/02 (OT)
218	Ahman Green, at Green Bay, 12/28/03
198	Larry Johnson, at Kansas City, 9/28/08
192	Curt Warner, at Seattle, 12/20/86
185	Billy Sims, vs. Detroit, 10/11/81
183	Jermaine Fazande, vs. San Diego, 1/2/00
	Paul Lowe, at San Diego, 12/22/63

### HIGHEST AVERAGE GAIN PER RUSH (MIN. 8 ATT.)

14.70	Michael Turner, vs. San Diego, 10/7/07 (10-147)
12.64	Corey Dillon, at Cincinnati, 10/22/00 (22-278)
12.58	Abner Haynes, at Miami, 9/17/67 (12-151)
12.50	Booker Russell, vs. Oakland, 11/25/79 (8-100)
11.58	Ed Podolak, at Kansas City, 12/6/70 (12-139)
11.00	Dick Post, at San Diego, 10/20/68 (11-121)
10.90	Ahman Green, at Green Bay, 12/28/03 (20-218)
10.76	Paul Lowe, at San Diego, 12/22/63 (17-183)
10.73	Billy Cannon, vs. Houston, 11/5/61 (11-118)
10.63	Tyrone Wheatley, at Oakland, 11/30/03 (8-85)

### LONGEST SCORING RUN

98	Ahman Green, at Green Bay, 12/28/03
83	Napoleon Kaufman, at Oakland, 10/19/97
82	Joe Delaney, at Kansas City, 10/18/81
79	Ki-Jana Carter, vs. Cincinnati, 9/21/97
77	Peter Warrick, at Cincinnati, 10/22/00
74	Michael Turner, vs. San Diego, 10/7/07
	Rodney Thomas, at Houston, 11/26/95
72	Walter Payton, at Chicago, 9/9/84
71	Jacoby Ford, at Oakland, 12/19/10
69	Curtis Clinton, at Dallas, 12/9/62

### LONGEST NON-SCORING RUN

76	LaDainian Tomlinson, at San Diego, 12/1/02
	Walter Payton, Chicago, 10/16/78
	Willmer Fowler, Buffalo, 11/27/60
72	Darren Nelson, at Minnesota, 10/26/87
	Booker Russell, Oakland, 11/25/79
65	Larry Johnson, at Kansas City, 9/28/08
	Pete Johnson, at Cincinnati, 10/23/77
61	Chris Chambers, at Miami, 9/11/05
60	Napoleon Kaufman, at Oakland, 9/17/00
	Ed Podolak, vs. Kansas City, 10/4/70

### MOST RUSHING TOUCHDOWNS

4	Curt Warner, at Seattle, 12/11/88
	Eric Dickerson, at Indianapolis, 10/31/88
	Chuck Muncie, at San Diego, 11/29/81

## PASSING

### MOST PASSES ATTEMPTED

62	Joe Flacco, vs. Baltimore, 9/5/13
60	Aaron Brooks, at New Orleans, 11/21/04
	Joe Namath, at N.Y. Jets, 12/3/67
56	Drew Bledsoe, at New England, 10/1/95
55	Tom Brady, at New England, 9/24/06
54	Ben Roethlisberger, at Pittsburgh, 11/5/06
	Joe Montana, vs. Kansas City, 10/17/94
	George Blanda, vs. Houston, 10/17/65
53	Matt Cassel, vs. Kansas City, 11/14/10
	Mark Brunell, vs. Washington, 10/9/05
	Rich Gannon, vs. Oakland, 11/13/00
	Craig Whelihan, at San Diego, 11/29/98

### MOST PASSES COMPLETED

39	Drew Brees, vs. New Orleans, 9/21/08
38	Ben Roethlisberger, at Pittsburgh, 11/5/06
35	Rich Gannon, vs. Oakland, 12/30/01
34	Tom Brady, at New England, 11/24/13
	Joe Flacco, vs. Baltimore, 9/5/13
	Aaron Brooks, at New Orleans, 11/21/04
	Trent Green, vs. Kansas City, 12/7/03
34	Rich Gannon, vs. Oakland, 11/11/02
	Joe Montana, vs. Kansas City, 10/17/94
33	Matt Cassel, vs. Kansas City, 11/14/10

### MOST YARDS PASSING

506	Tony Romo, at Dallas, 10/6/13
469	Matt Cassel, vs. Kansas City, 11/14/10
441	Aaron Brooks, at New Orleans, 12/3/00
	Kurt Warner, at St. Louis, 9/4/00
435	Len Dawson, at Kansas City, 11/1/64
433	Ben Roethlisberger, at Pittsburgh, 11/5/06
427	Cotton Davidson, at Oakland, 10/25/64
421	Drew Brees, vs. New Orleans, 9/21/08
420	Dave Krieg, vs. Seattle, 11/20/83
408	Aaron Rodgers, at Green Bay, 10/2/11

### HIGHEST COMPLETION PERCENTAGE (MIN. 10 ATTEMPTS)

.909	JaMarcus Russell, vs. Oakland, 11/23/08 (10-11)
.900	Pat Ryan, at N.Y. Jets, 10/20/86 (9-10)
.895	Rich Gannon, vs. Oakland, 11/11/02 (34-38)
.870	Bobby Hebert, at New Orleans, 11/20/88 (20-23)
.864	Dave Krieg, at Seattle, 12/11/88 (19-22)
.852	Jim Everett, vs. New Orleans, 12/24/94 (23-27)
.842	Trent Green, at Kansas City, 12/19/04 (16-19)
.833	Trent Dilfer, at Tampa Bay, 9/26/99 (15-18)
.821	Peyton Manning, vs. Indianapolis, 10/29/06 (32-39)
.818	Evance Evans, at Oakland, 12/24/95 (9-11)

### MOST TOUCHDOWN PASSES

6	Len Dawson, at Kansas City, 11/1/64
5	Tony Romo, at Dallas, 10/6/13
	John Hadl, vs. San Diego, 12/1/68
	George Blanda, vs. Houston, 10/2/66
	Cotton Davidson, at Oakland, 10/25/64
	Tom Flores, at Oakland, 12/15/63
	Johnny Green, vs. N.Y. Jets, 11/22/63

### MOST PASSES HAD INTERCEPTED

7	Ken Stabler, at Oakland, 10/16/77
6	Babe Parilli, vs. Boston, 9/3/67
	George Blanda, at Houston, 11/14/65
5	Craig Whelihan, at San Diego, 11/29/98
	Wade Wilson, at Minnesota, 10/26/87
	Joe Namath, at N.Y. Jets, 10/13/68
	George Blanda, vs. Houston, 10/17/65
	Babe Parilli, at Boston, 11/20/64
	George Blanda, at Houston, 12/2/62
	Tommy O'Connell, at Buffalo, 9/18/60

### LONGEST SCORING PASS PLAY

92	Len Dawson to Tom Brooker, vs. Dallas, 11/18/62
	Jack Lee to Bill Groman, at Houston, 11/20/60
91	Donovan McNabb to Terrell Owens, vs. Philadelphia, 10/30/05
	Jack Kemp to Keith Lincoln, vs. San Diego, 11/12/61
86	Steve Bartkowski to William Andrews, vs. Atlanta, 12/5/82
	Pete Beathard to Jerry Levias, vs. Houston, 11/16/69
85	Tobin Rote to Lance Alworth, vs. San Diego, 10/6/63
83	Ryan Leaf to Jeff Graham, vs. San Diego, 11/19/00
82	Tony Romo to Terrance Williams, at Dallas, 10/6/13
	Brett Favre to Greg Jennings, vs. Green Bay, 10/29/07

### LONGEST NON-SCORING PASS PLAY

90	Bubby Brister to Dwight Stone, vs. Pittsburgh, 10/14/90
84	Andy Dalton to Jerome Simpson vs. Cincinnati, 9/18/11
77	Tom Flores to Art Powell, vs. Oakland, 11/29/64
76	Warren Rabb to Cookie Gilchrist, vs. Buffalo, 10/28/62
75	George Blanda to Bill Groman, vs. Houston, 11/6/60

## OPPONENT INDIVIDUAL RECORDS

### RECEIVING

#### MOST RECEPTIONS

14	Justin Blackmon, vs. Jacksonville, 10/13/13
	Marshall Faulk, vs. St. Louis, 9/8/02
13	Wes Welker, at New England, 10/7/12
	Dwayne Bowe, vs. Kansas City, 11/14/10
	Andre Reed, at Buffalo, 9/18/89
12	Austin Collie, vs. Indianapolis, 9/26/10
	Steve Largent, vs. Seattle, 11/25/84
	Ken Payne, vs. Green Bay, 9/29/75
	Ed Podolak, at Kansas City, 10/7/73
	Art Powell, vs. N.Y. Titans, 10/22/61

#### MOST RECEIVING YARDS

213	Curtis McClinton, at Kansas City, 12/19/65
211	Lance Alworth, at San Diego, 9/11/65
206	Stephone Paige, vs. Kansas City, 9/17/90
	James Lofton, vs. Green Bay, 10/15/84
200	Torrance Small, vs. New Orleans, 12/24/94
198	Warren Wells, at Oakland, 10/11/70
191	Steve Largent, vs. Seattle, 11/25/84
	George Sauer, at N.Y. Jets, 10/13/68
190	Justin Blackmon, vs. Jacksonville, 10/13/13
188	Charlie Hennigan, vs. Houston, 9/27/64

#### MOST RECEIVING TOUCHDOWNS

4	Lance Alworth, vs. San Diego, 12/1/68
3	16 times (last: D. Clark at Indianapolis, 12/13/09)

### PUNTING

#### MOST PUNTS

12	Rick Tuten, at Seattle, 11/28/93
11	Adam Podlesh, vs. Chicago, 12/11/11
	Bob Parsons, at Chicago, 12/12/76
	Dennis Partee, vs. San Diego, 11/20/75
10	Eight times (last: T. Hutton vs. Philadelphia, 10/4/98)

#### HIGHEST PUNTING AVERAGE (MIN. 4 PUNTS)

59.00	Shane Lechler, vs. Oakland, 12/24/05
(5-295)	
58.17	Shane Lechler, vs. Oakland, 9/12/11
(6-349)	
57.60	Ray Guy, vs. Oakland, 9/6/81 (5-288)
57.40	Steve O'Neal, N.Y. Jets, 9/21/69 (5-287)
56.67	Darren Bennett, vs. San Diego, 10/6/96 (6-340)
56.20	Rohn Stark, at Indianapolis, 10/13/85 (5-281)
55.80	Darren Bennett, vs. San Diego, 11/11/01 (5-279)
55.20	Rick Tuten, vs. Seattle, 12/1/96 (5-276)
55.13	Rodney Williams, vs. N.Y. Giants, 9/10/01 (8-441)
55.00	Shane Lechler, vs. Oakland, 11/10/06 (4-220)

#### LONGEST PUNT

*98	Steve O'Neal, vs. N.Y. Jets, 9/21/69
90	Rodney Williams, vs. N.Y. Giants, 9/10/01
87	Bob Scarpitto, vs. Boston, 9/29/68
80	Jim Miller, vs. San Francisco, 9/19/82
77	Shane Lechler, vs. Oakland, 9/12/11
73	Tom Tupa, vs. New England, 10/6/97
	Brian Hansen, at Cleveland, 9/27/92
	Dennis Partee, vs. San Diego, 10/17/71
	Curley Johnson, vs. N.Y. Jets, 10/3/65
72	Mike Eischeid, vs. Oakland, 11/10/68
	Wayne Crow, vs. Oakland, 10/1/60

\* - NFL Record

### PUNT RETURNS

#### MOST PUNT RETURNS

9	Rodger Bird, at Oakland, 9/10/67
7	Eric Metcalf, vs. Washington, 11/18/01
	Tamarick Vanover, vs. Kansas City, 12/5/99
	Larry Anderson, at Baltimore, 9/11/83
	Greg Pruitt, at L.A. Raiders, 12/26/82
6	10 times (last: N. Miller vs. Oakland, 10/24/10)

#### MOST YARDS ON PUNT RETURNS

148	Rodger Bird, at Oakland, 9/10/67
137	Dick Christy, at N.Y. Titans, 9/24/61
135	Leodis McKelvin, at Buffalo, 12/24/11
131	Tamarick Vanover, vs. Kansas City, 12/5/99
129	Darrien Gordon, at Oakland, 10/10/99

#### MOST YARDS ON PUNT RETURNS, CONT.

127	Neal Colzie, vs. Oakland, 11/2/75
123	Jitter Fields, at Kansas City, 10/18/87
106	Tom Casanova, at Cincinnati, 10/8/72
105	Dante Hall, at Kansas City, 10/5/03
100	Reggie Swinton, at Dallas, 11/22/01

#### MOST PUNTS RETURNED FOR TOUCHDOWN

2	Dick Christy, at N.Y. Titans, 9/24/61
---	---------------------------------------

#### LONGEST SCORING PUNT RETURN

93	Dante Hall, at Kansas City, 10/5/03
89	Johnnie Lee Higgins, vs. Oakland, 11/23/08
88	Joey Galloway, at Seattle, 9/8/96
86	Az-Zahir Hakim, at St. Louis, 9/4/00
85	Jitter Fields, at Kansas City, 10/18/87
83	Eric Metcalf, at San Diego, 11/30/97
82	Bobby Jancik, at Houston, 12/20/64
80	Leodis McKelvin, at Buffalo, 12/24/11
	Tamarick Vanover, vs. Kansas City, 12/5/99
77	Darren Sproles, at San Diego, 10/19/09

#### LONGEST NON-SCORING PUNT RETURN

78	Darrien Gordon, at Oakland, 10/10/99
72	Greg Pruitt, at Cleveland, 10/27/74
64	Neal Colzie, vs. Oakland, 11/2/75
	Emmitt Thomas, at Kansas City, 10/8/66
63	Golden Tate, vs. Seattle, 9/19/10
62	Antoine Cason, vs. San Diego, 1/2/11
	Dick Christy, vs. N.Y. Titans, 10/22/61
60	Ed Podolak, vs. Kansas City, 10/4/70
59	Noland Smith, at Kansas City, 10/29/67
56	Phillip Buchanan, vs. Oakland, 9/22/03

### KICKOFF RETURNS

#### MOST KICKOFF RETURNS

8	Jason McAddley, at Tennessee, 12/25/04
	Tony Horne, at St. Louis, 9/4/00
7	10 times (last: D. Sproles, at San Diego, 10/19/09)

#### MOST YARDS ON KICKOFF RETURNS

215	Travis Minor, vs. Miami, 10/13/02
212	Tremain Mack, at Cincinnati, 11/1/98
209	Leon Washington, vs. Tennessee, 12/8/13
206	Reggie Barlow, vs. Jacksonville, 10/25/98
199	Tamarick Vanover, at Kansas City, 11/16/97
192	Darren Sproles, vs. San Diego, 9/14/08
188	Brian Mitchell, vs. Washington, 9/17/95
187	Marc Mariani, at Tennessee, 10/3/10
175	Andre Coleman, vs. San Diego, 11/19/95
173	MarTay Jenkins, at Arizona, 9/23/01

#### MOST KICKOFFS RETURNED FOR TOUCHDOWN

1	18 times (last: K. Davis, at Kansas City, 12/1/13)
---	--

#### LONGEST SCORING KICKOFF RETURN

108	Knile Davis, at Kansas City, 12/1/13
106	Noland Smith, vs. Kansas City, 12/17/67
103	Darren Sproles, vs. San Diego, 9/4/08
100	Darrick Vaughn, vs. Atlanta, 9/10/00
99	Dave Grayson, vs. Kansas City, 9/7/63
98	Marc Mariani, at Tennessee, 10/3/10
97	Dante Hall, at Kansas City, 12/19/04
	Tamarick Vanover, vs. Kansas City, 10/27/96
95	Lardarius Webb, at Baltimore, 11/1/09
91	Andre Coleman, vs. San Diego, 11/19/95

#### LONGEST NON-SCORING KICKOFF RETURN

95	Leon Washington, vs. Tennessee, 12/8/13
91	Reggie Barlow, vs. Jacksonville, 10/25/98
87	B.J. Sams, vs. Baltimore, 12/11/05
80	Dave Grayson, vs. Kansas City, 10/11/64
77	Tamarick Vanover, at Kansas City, 11/16/97
74	Reggie Jones, vs. San Diego, 11/11/01
70	Ron Smith, at San Diego, 12/9/73
68	Derrick Cullors, vs. New England, 9/7/98
	Robert Brooks, at Green Bay, 10/10/93
	Anthony Hancock, vs. Kansas City, 12/19/82
66	Travis Minor, vs. Miami, 10/13/02

## OPPONENT INDIVIDUAL AND TEAM RECORDS

### INTERCEPTIONS

#### MOST INTERCEPTIONS

3	Mark Kelso, at Buffalo, 12/12/92
	Ross Brupbacher, at Chicago, 12/12/76
	Charlie Phillips, at Oakland, 12/8/75
	Chris Fletcher, vs. San Diego, 11/30/75 (OT)
	Joe Beauchamp, at San Diego, 9/24/72
	Ken Ellis, at Green Bay, 9/26/71
	Johnny Robinson, at Kansas City, 12/6/70
	Charley Warner, vs. Buffalo, 9/19/65
	Bobby Ply, at Dallas, 12/9/62
	Jim Norton, at Houston, 12/2/62

#### MOST YARDS ON INTERCEPTION RETURNS

134	Terry McDaniel, at L.A. Raiders, 11/22/92
105	Derrick Johnson, vs. Kansas City, 1/3/10
103	Vencie Glenn, at San Diego, 11/29/87
100	Chris Houston, vs. Detroit, 10/30/11
99	Stanley Richard, vs. San Diego, 9/4/94
	Bobby Hunt, at Kansas City, 12/8/63
98	Rod Woodson, vs. Oakland, 11/11/02
97	Julius Peppers, vs. Carolina, 10/10/04
95	Joe Beauchamp, at San Diego, 9/24/72
94	Eric Turner, at Oakland, 9/20/98

#### LONGEST SCORING INTERCEPTION RETURN

103	Vencie Glenn, at San Diego, 11/29/87
100	Chris Houston, vs. Detroit, 10/30/11
99	Stanley Richard, vs. San Diego, 9/4/94
98	Rod Woodson, vs. Oakland, 11/11/02
94	Eric Turner, at Oakland, 9/20/98
86	Greg Townsend, at L.A. Raiders, 12/4/88
80	Quentin Jammer, at San Diego, 10/15/12
	Coy Bacon, vs. San Diego, 11/11/73
78	George Martin, at N.Y. Giants, 11/23/86
75	Scott Turner, vs. San Diego, 11/19/00

#### LONGEST NON-SCORING INTERCEPTION RETURN

97	Julius Peppers, vs. Carolina, 10/10/04
87	Ron Hall, vs. Boston, 9/18/66
69	Robert Blackmon, at Seattle, 11/30/92
	Doug Hart, at Green Bay, 9/26/71
67	Terry McDaniel, at L.A. Raiders, 11/22/92 (1)
	Terry McDaniel, at L.A. Raiders, 11/22/92 (2)
66	Ken Riley, at Cincinnati, 10/19/69
	Bobby Hunt, at Kansas City, 12/8/63
62	Lester Hayes, at Oakland, 12/1/80
	Jim Norton, at Houston, 12/20/64

### SCORING

#### MOST TOUCHDOWNS

4	Darren McFadden, vs. Oakland, 10/24/10
	LaDainian Tomlinson, vs. San Diego, 11/19/06
	Curt Warner, at Seattle, 12/11/88
	Eric Dickerson, at Indianapolis, 10/31/88
	Chuck Muncie, at San Diego, 11/29/81
	Lance Alworth, vs. San Diego, 12/1/68
	Bert Coan, vs. Kansas City, 10/23/66
	Frank Jackson, at Dallas, 12/10/62
3	28 times (last: R. Mathews, vs. San Diego, 1/21/11)

#### MOST POINTS SCORED

25	Jay Feely, at Arizona, 12/12/10
24	Darren McFadden, vs. Oakland, 10/24/10
	LaDainian Tomlinson, vs. San Diego, 11/19/06
	Curt Warner, at Seattle, 12/11/88
	Eric Dickerson, at Indianapolis, 10/31/88
	Chuck Muncie, at San Diego, 11/29/81
	Lance Alworth, San Diego, 12/1/68
	Bert Coan, Kansas City, 10/23/66
	Frank Jackson, at Dallas, 12/10/61
22	Gino Cappelletti, at Boston, 10/18/63

### FIELD GOALS

#### MOST FIELD GOALS

6	Jeff Wilkins, at St. Louis, 9/10/06
	Gary Anderson, at Pittsburgh, 10/23/88
	Gino Cappelletti, vs. Boston, 10/4/64
5	Nick Novak, vs. San Diego, 10/9/11
	Jay Feely, at Arizona, 12/12/10
	Mike Vanderjagt, at Indianapolis, 1/6/02
	Jeff Jaeger, at L.A. Raiders, 12/11/94
	John Carney, at San Diego, 10/23/94
	Nick Lowery, at Kansas City, 9/20/93
	Don Cockroft, vs. Cleveland, 10/19/75
	Bruce Gossett, vs. San Francisco, 9/23/73

#### LONGEST FIELD GOAL

63	Sebastian Janikowski, vs. Oakland, 9/12/11
58	Steve Cox, vs. Cleveland, 12/4/83
57	Robbie Gould, vs. Chicago, 12/11/11
	Neil Rackers, vs. Houston, 12/26/10
	Don Cockroft, vs. Cleveland, 10/29/72
56	Nick Folk, vs. N.Y. Jets, 10/17/10
	Rob Bironas, vs. Tennessee, 11/19/07
55	Connor Barth, vs. Tampa Bay, 12/2/12
	Rob Bironas, at Tennessee, 3/30/10
	Jay Feely, at Arizona, 12/12/10
	Sebastian Janikowski, at Oakland, 11/12/06
	Steve Christie, at Buffalo, 10/26/97
	Dean Biasucci, vs. Indianapolis, 10/15/89
	Morten Andersen, vs. New Orleans, 9/15/85
	Raul Allegre, vs. Baltimore, 12/11/83
	Jan Stenerud, vs. Kansas City, 10/4/70

## OPPONENT TEAM RECORDS

### SCORING

#### MOST POINTS SCORED

##### Season

473	1963
471	2010
448	2008
438	1964
432	1961
409	2007
	1967
404	1968
399	2013
396	1994

##### Game

59	vs. Oakland, 10/24/10
	vs. Kansas City, 9/7/63
58	at San Diego, 12/22/63
56	vs. Kansas City, 10/23/66
55	at Indianapolis, 10/31/88
	at San Diego, 10/20/68
	vs. Houston, 11/5/61
52	at San Diego, 12/28/08
	at Kansas City, 10/29/67
	at Kansas City, 12/8/63

### TOTAL OFFENSE

#### MOST TOTAL PLAYS

##### Game

93	vs. Pittsburgh, 9/22/74 (OT)
92	vs. Cincinnati, 9/2/84
89	at New England, 10/7/12
87	vs. Baltimore, 9/5/13
	at Oakland, 10/16/77
	at Baltimore, 11/10/74
85	vs. Indianapolis, 11/24/02 (OT)
85	at Oakland, 12/17/60
84	at New England, 11/24/13
	at Kansas City, 10/24/76
	vs. Houston, 10/13/63

## OPPONENT TEAM RECORDS

### MOST YARDS OF TOTAL OFFENSE

#### Season

6,253	2010 (2,473 rush/3,780 pass)
5,993	2008 (2,337/3,656)
5,907	1994 (1,752/4,155)
5,725	2011 (2,021/3,704)
5,696	2013 (4,070/1,626)
5,687	1984 (1,664/4,023)
5,609	1983 (1,938/3,671)
5,544	2000 (1,598/3,946)
5,471	1988 (2,538/2,933)
5,376	2007 (2,282/3,094)

#### Game

634	at Oakland, 10/25/64 (207 rush/427 pass)
614	vs. Kansas City, 10/23/66 (380/234)
582	vs. Houston, 11/5/61 (234/348)
581	at San Diego, 10/20/68 (211/370)
571	at Cincinnati, 11/22/81 (184/387)
536	at Seattle, 12/20/86 (298/238)
532	at Oakland, 12/17/60 (220/312)
530	at Pittsburgh, 10/22/79 (236/294)
524	vs. Kansas City, 1/3/10 (317/207)
522	at Dallas, 10/6/13 (52/470)

### HIGHEST AVERAGE GAIN PER PLAY

#### Season

6.14	1963 (828-5,081)
6.05	2008 (990-5,993)
5.92	2010 (1,056-6,253)
5.77	1994 (1,023-5,907)
5.76	2000 (962-5,544)
5.65	1967 (921-5,201)
5.53	1960 (928-5,132)
5.52	1990 (969-5,345)
5.48	1968 (917-5,024)
5.47	1964 (908-4,970)

#### Game

10.30	vs. San Diego, 10/6/63 (40-412)
10.02	at San Diego, 10/20/68 (58-581)
9.74	vs. Kansas City, 10/23/66 (63-614)
9.67	at Dallas, 10/6/13 (54-522)
9.33	at St. Louis, 9/4/00 (55-513)
8.80	vs. San Diego, 10/7/07 (55-484)
8.79	at Seattle, 12/20/86 (61-536)
8.77	vs. San Diego, 9/14/08 (52-456)
8.73	vs. Kansas City, 1/3/10 (60-524)
8.60	at Oakland, 10/25/64 (73-628)

## RUSHING

### MOST RUSHES

#### Season

554	1980
552	1988
549	1978
541	1960
531	2010
526	1975
509	1983
502	1979
501	2007
496	1976

#### Game

62	at New England, 11/28/76
60	at Buffalo, 10/5/75
58	at Buffalo, 11/8/87
57	vs. Oakland, 10/30/77
54	at New England, 10/7/12
52	vs. Oakland, 10/24/10
	vs. Chicago, 9/30/73
50	at Chicago, 9/9/84
	vs. Dallas, 10/8/61
49	vs. Detroit, 10/11/81
	at Kansas City, 12/7/80
	vs. Buffalo, 11/27/60

### MOST YARDS RUSHING

#### Season

2,538	1988
2,473	2010
2,337	2008
2,282	2007
2,145	1960
2,117	1980
2,076	1967
2,064	1964
2,059	2009
2,029	1966

#### Game

407	at Cincinnati, 10/22/00
380	vs. Kansas City, 10/23/66
332	at New England, 11/28/76
328	vs. Oakland, 10/24/10
317	vs. Kansas City, 1/3/10
302	at Chicago, 9/9/84
298	at Seattle, 12/20/86
293	at Buffalo, 10/5/76
289	at San Diego, 12/28/08
272	at San Diego, 10/18/64

### HIGHEST AVERAGE GAIN PER RUSH

#### Season

4.98	2008 (469-2,337)
4.87	1964 (424-2,064)
4.73	1997 (381-1,803)
4.68	1967 (444-2,076)
4.66	2010 (531-2,473)
4.65	2000 (344-1,598)
4.60	1966 (441-2,029)
4.60	1988 (552-2,538)
4.55	2007 (501-2,282)
4.50	2009 (458-2,059)

#### Game (min. 10 rushes)

11.00	at Cincinnati, 10/22/00 (37-407)
9.27	vs. Kansas City, 10/23/66 (41-380)
9.06	vs. Kansas City, 1/3/10 (35-317)
8.44	at San Diego, 12/22/63 (32-270)
8.08	vs. Oakland, 12/15/96 (13-105)
8.05	at Seattle, 12/20/86 (37-298)
7.95	vs. N.Y. Jets, 11/8/92 (20-159)
7.81	at Minnesota, 9/29/91 (26-203)
7.80	vs. Cincinnati, 9/21/97 (25-195)
7.71	at Green Bay, 12/28/03 (34-262)

### MOST RUSHING TOUCHDOWNS

#### Season

26	2010
	2008
24	1965
21	2002
	1988
	1967
	1964
20	1968
19	1995
	1975
	1960

#### Game

5	Five times (last: vs. Oakland, 10/24/10)
---	--

## PASSING

### MOST PASS ATTEMPTS

#### Season

632	1984
613	2013
	2005
596	1998
574	2000
568	1994
566	2002
	1996
562	1993
559	2012

## OPPONENT TEAM RECORDS

### MOST PASS ATTEMPTS, CONT.

Game	
62	vs. Baltimore, 9/5/13 at N.Y. Jets, 12/3/63
60	at New Orleans, 11/21/04
59	at New England, 10/8/95
56	vs. Houston, 10/17/65
55	at New England, 9/24/06 vs. San Diego, 9/12/93
54	at Pittsburgh, 11/5/06 vs. Kansas City, 10/17/94 vs. Kansas City, 11/16/86

### MOST COMPLETIONS

Season	
360	2002
357	2013
346	1984
345	1998
344	2005
333	2011
	2008
327	2006
322	1994
321	2012

Game	
39	vs. New Orleans, 9/21/08
38	at Pittsburgh, 11/5/06
35	vs. Oakland, 12/30/01
34	at New England, 11/24/13 vs. Baltimore, 9/5/113 at New Orleans, 11/21/04 vs. Kansas City, 12/7/03 vs. Oakland, 11/11/02 vs. Kansas City, 10/17/94 vs. Kansas City, 11/14/10
33	

### MOST YARDS PASSING (NET YARDS)

Season	
4,155	1994
4,070	2013
4,023	1984
3,946	2000
3,780	2010
3,731	1993
3,704	2011
3,671	1983
3,656	2008
3,648	1998

Game	
470	at Dallas, 10/6/13
433	vs. Kansas City, 11/14/10 at St. Louis, 9/4/00
427	at Oakland, 10/25/64
425	at New Orleans, 12/3/00
414	vs. New Orleans, 9/21/08
406	vs. Seattle, 11/25/84
403	at Pittsburgh, 11/5/06
399	vs. N.Y. Jets, 9/24/67
396	at Green Bay, 10/2/11

### HIGHEST COMPLETION PERCENTAGE

Season	
.673	2008 (333-495)
.636	2002 (360-566)
.624	2011 (333-534)
.609	2007 (279-458)
.608	2006 (327-538)
.601	1980 (270-449)
.598	2001 (308-515)
.593	1990 (284-479)
.592	2010 (297-502)
.584	2009 (298-510)
.582	2013 (357-613)

### Game (min. 10 attempts)

.917	vs. Oakland, 11/23/08 (11-12)
.895	vs. Oakland, 11/11/02 (34-38)
.870	at New Orleans, 11/20/88 (20-23)
.864	at Seattle, 12/11/88 (19-22)
.821	vs. Indianapolis, 10/29/06 (32-39)
.813	vs. New Orleans, 9/21/08 (39-48) at Atlanta, 11/26/72 (13-16)
.810	at Kansas City, 12/16/01 (17-21) (OT)
.800	at Baltimore, 11/1/09 (20-25) vs. New Orleans, 12/24/94 (28-35) vs. Oakland, 10/17/76 (16-20)

### MOST TOUCHDOWN PASSES THROWN

#### Season

40	1963
30	1961
29	2013
	1964
28	1998
	1994
27	1967
26	Three times (last: 2010)

#### Game

6	at Kansas City, 11/1/64
5	11 times (last: at Dallas, 10/6/13)

## FIRST DOWNS

### MOST FIRST DOWNS

#### Season

339	2013
334	2010
327	2008
322	1995
321	1983
316	1988
315	2011
311	1984
306	2007
	1990

#### Game

35	at New England, 10/7/12
33	vs. Pittsburgh, 9/22/74 (OT)
30	vs. Kansas City, 11/14/10 at Indianapolis, 9/30/07
29	vs. Oakland, 10/24/10 at Buffalo, 9/18/89 vs. Cincinnati, 9/2/84 vs. Seattle, 10/20/83 vs. Kansas City, 10/24/76 at Oakland, 10/25/64 at Oakland, 12/17/60

### MOST FIRST DOWNS RUSHING

#### Season

140	1988
126	2010
125	1980
122	2008
121	1975
119	2007, 1983
115	1967
114	1995
112	1960

#### Game

21	at New England, 11/28/76
18	at New England, 10/7/12 vs. Oakland, 10/24/10 at Indianapolis, 9/30/07 at Baltimore, 10/10/10 at San Diego, 12/28/08
16	Five times (last: at Seattle, 12/11/88)

### MOST FIRST DOWNS PASSING

#### Season

208	2013
206	1984
189	2000
186	2008
	1995
185	1983
184	2010
183	Four times (last: 2012)



## OPPONENT TEAM RECORDS

### MOST FIRST DOWNS PASSING, CONT.

#### Game

24	vs. Kansas City, 11/14/10
22	at San Diego, 11/28/82
21	at Pittsburgh, 11/5/06
	vs. Kansas City, 12/7/03
	vs. Oakland, 12/30/01
	vs. Kansas City, 10/17/94
	vs. L.A. Rams, 11/27/88
	vs. Seattle, 11/20/83
	vs. San Diego, 12/1/68
20	Four times (last: at Dallas, 10/6/13)

### MOST FIRST DOWNS BY PENALTY

#### Season

41	2013
32	2011
31	2012
30	2005
	2001
	1997
	1969
29	1996
28	1976
	1966

#### Game

10	at N.Y. Giants, 9/15/13
7	at San Diego, 11/30/97
6	vs. Cincinnati, 9/21/97
	vs. Oakland, 12/15/96
	at Oakland, 11/9/69
	vs. Miami, 12/4/66
5	12 times (last: vs. Kansas City, 11/17/13)

### PUNTING

#### MOST PUNTS

#### Season

95	2004
	1977
94	1997
	1985
93	2012
92	2011
	1999
91	1976
89	1970
88	Four times (last: 1998)

#### Game

12	at Seattle, 11/28/93
11	vs. Chicago, 12/11/11
	at Chicago, 12/12/76
	vs. San Diego, 11/30/75 (OT)
10	Eight times (last: vs. Baltimore, 9/5/13)

### HIGHEST PUNTING AVERAGE

#### Season

48.1	2012 (94-4,524)
47.3	2011 (92-4,350)
47.0	2001 (77-3,618)
46.4	2008 (52-2,413)
46.3	2009 (76-3,520)
46.1	1996 (83-3,825)
46.1	2013 (89-4,100)
45.8	1965 (73-3,347)
45.7	1971 (67-3,061)
45.2	1972 (66-2,980)

#### Game (min. 4 punts)

59.00	vs. Oakland, 12/24/05 (5-295)
58.17	vs. Oakland, 9/12/11 (6-349)
57.40	vs. N.Y. Jets, 9/21/69 (5-287)
56.67	vs. San Diego, 10/6/96 (6-340)
56.20	at Indianapolis, 10/13/85 (5-281)
55.80	vs. San Diego, 11/11/01 (5-279)
55.20	vs. Seattle, 12/1/96 (5-276)
55.13	vs. N.Y. Giants, 9/10/01 (8-441)
55.00	at Oakland, 10/15/06 (4-220)
54.80	vs. San Diego, 11/18/12 (9-493)

### PUNT RETURNS

#### MOST PUNT RETURNS

#### Season

61	1967
56	1970
55	1983
54	1977
52	1980, 1979
51	2011
50	2010
48	2001
47	1978

#### Game

9	at Oakland, 9/10/67
8	at Buffalo, 11/19/67
7	vs. Washington, 11/18/01
	vs. Kansas City, 12/5/99
	at Chicago, 9/9/84
	at Baltimore, 9/11/83
	at L.A. Raiders, 12/26/82
	at San Diego, 11/14/76
	at Cincinnati, 9/12/76
	vs. Houston, 11/16/69

### MOST PUNT RETURN YARDS

#### Season

718	1967
600	1999
585	2011
560	2003
550	2010
534	1975
529	1974
526	1964
524	1983
517	2001

#### Game

143	at Oakland, 9/10/67
142	at N.Y. Titans, 9/24/61
135	at Buffalo, 12/24/11
134	at Cleveland, 10/27/74
	at Cincinnati, 10/8/72
131	vs. Kansas City, 12/5/99
129	at Oakland, 10/10/99
123	at Kansas City, 10/18/87
118	at Kansas City, 12/19/65
105	at Kansas City, 10/5/03

### MOST PUNT RETURN TOUCHDOWNS

#### Season

2	2007, 1987, 1961
---	------------------

#### Game

2	at N.Y. Titans, 9/24/61
---	-------------------------

### KICKOFF RETURNS

#### MOST KICKOFF RETURNS

#### Season

90	2000
89	1998, 1997
81	2002
77	1995
76	1996
73	2003
72	1989
70	1999, 1994

#### Game

9	at Kansas City, 12/6/09
	vs. Cleveland, 10/15/00
	at San Diego, 12/9/73
	at Houston, 10/14/73
8	11 times (last: at Chicago, 11/25/07) (OT)

## OPP. TEAM RECORDS / POST IND. RECORDS - SERVICE / OFFENSE

### MOST KICKOFF RETURN YARDS

#### Season

2,006	1998
1,934	2000
1,827	1997
1,781	2002
1,696	2005
1,679	2003
1,671	1995
1,635	2004
1,602	1996
1,554	2008

#### Game

257	vs. Atlanta, 9/10/00
238	at Kansas City, 10/8/66
223	vs. Jacksonville, 10/25/98
215	vs. Miami, 10/13/02
	at Houston, 9/3/66
214	vs. Kansas City, 10/11/64
212	vs. San Diego, 9/14/08
	at Cincinnati, 11/1/98
209	vs. Tennessee, 12/8/13
202	vs. Kansas City, 10/23/66

### MOST KICKOFF RETURN TOUCHDOWNS

#### Season

2	1995
---	------

#### Game

1	19 times (last: at Kansas City, 12/1/13)
---	--

### PENALTIES

#### FEWEST OPPONENT PENALTIES

#### Season

58	1967
61	1963
62	1960
63	1982 (players' strike; nine-game season), 1964
64	1968
75	1966
76	1962
78	2009, 1974, 1971

#### Game

0	vs. San Diego, 10/9/11
	at Miami, 12/21/98
	at Oakland, 12/19/71

#### FEWEST OPPONENT PENALTY YARDS

#### Season

516	1963
571	1982 (players' strike; nine-game season), 1966
573	1964
585	1974
628	2007, 1967
633	1960
678	1962
715	1992, 1976

#### Game

0	vs. San Diego, 10/9/11
	at Miami, 12/21/98
	at Oakland, 12/19/71
4	at Miami, 12/20/75
5	vs. Washington, 10/27/13
	vs. Kansas City, 12/7/08
	at San Diego, 12/1/02 (OT)
	at Kansas City, 12/7/86
	vs. Kansas City, 12/14/85
	vs. Minnesota, 11/18/84
	at Houston, 9/3/66
	vs. Boston, 11/11/62

## POSTSEASON RECORDS

### SERVICE

#### MOST POSTSEASON GAMES

22	John Elway, 1983-98
17	Tyrone Braxton, 1987-93, '95-99
14	Steve Atwater, 1989-98
	Jason Elam, 1993-2007
	Ken Lanier, 1981-92, '94
	Karl Mecklenburg, 1983-94
13	Tom Nalen, 1994-2008
	Dennis Smith, 1981-94
	Rod Smith, 1995-2007
12	Keith Burns, 1994-98, '00-03, '05-06
	Simon Fletcher, 1985-95
	Greg Kragen, 1985-95
	Randy Robbins, 1984-91
	Shannon Sharpe, 1990-99, '02-03
11	Keith Bishop, 1980-89
	Dwayne Carswell, 1994-2005
	Rick Dennison, 1982-90
	Mike Horan, 1986-92
	Clarence Kay, 1984-92
	Gary Kubiak, 1983-91
	Trevor Pryce, 1997-2005
	Steve Sewell, 1985-92
	Sammy Winder, 1982-90

#### MOST POSTSEASON STARTS

21	John Elway, 1983-98
14	Steve Atwater, 1989-98
13	Tyrone Braxton, 1987-93, '95-99
	Ken Lanier, 1981-92, '94
	Karl Mecklenburg, 1983-94
	Tom Nalen, 1994-2008
	Dennis Smith, 1981-94
12	Shannon Sharpe, 1990-99, '02-03
	Greg Kragen, 1985-95
	Rod Smith, 1995-2007
11	Keith Bishop, 1980-89
10	Steve Foley, 1976-86
	Tom Jackson, 1973-86
	Louis Wright, 1975-86

### TOTAL OFFENSE

#### MOST YARDS TOTAL OFFENSE

#### (COMBINED RUSHING AND PASSING YARDS)

#### Career

5,425	John Elway, 1983-98 (461/4,964)
1,197	Peyton Manning, 2012-13 (-3/1,200)
1,140	Terrell Davis, 1995-2002 (1,140/0)
941	Jake Plummer, 2003-06 (56/885)
605	Craig Morton, 1977-82 (-4/605)
515	Tim Tebow, 2010-11 (63/452)
461	Sammy Winder, 1982-90 (461/0)
289	Peyton Manning, 2012 (-1/290)
231	Gary Kubiak, 1983-91 (19/212)
209	Norris Weese, 1976-79 (69/140)

#### Game

424	Elway, vs. Cleveland, 1/14/90 (39/385)
399	Manning, vs. New England, 1/19/14 (-1/400)
366	Tebow, vs. Pittsburgh, 1/8/12 (50/316)
338	Elway, vs. Atlanta, 1/31/99 (2/336)
331	Elway, vs. N.Y. Giants, 1/25/87 (27/304)
325	Elway, vs. L.A. Raiders, 1/9/94 (23/302)
317	Elway, vs. Cleveland, 1/17/88 (36/281)
300	Elway, at Cleveland, 1/11/87 (56/244) (OT)
296	Elway, vs. Houston, 1/4/92 (39/257)
289	Manning, vs. Baltimore, 1/12/13 (-1/289) (2 OT)
	Elway, vs. Washington, 1/31/88 (32/257)

## POSTSEASON INDIVIDUAL RECORDS — OFFENSE

### RUSHING

#### MOST RUSHES

##### Career

204	Terrell Davis, 1995-2002
144	Sammy Winder, 1982-90
94	John Elway, 1983-98
52	Knowshon Moreno, 2009-13
43	Mike Anderson, 2000-05
38	Bobby Humphrey, 1989-91
	Otis Armstrong, 1973-80
36	Willis McGahee, 2011-12
	Gaston Green, 1991-92
34	Rob Lytle, 1977-83

##### Game

32	Davis, vs. N.Y. Jets, 1/17/99
31	Davis, vs. Jacksonville, 12/27/97
30	Davis, vs. Green Bay, 1/25/98
26	Davis, at Pittsburgh, 1/11/98
	Winder, at Cleveland, 1/11/87 (OT)
25	Davis, vs. Atlanta, 1/31/99
	Davis, at Kansas City, 1/4/98
23	Moreno, vs. San Diego, 1/12/14
22	Hillman, vs. Baltimore, 1/12/13 (2 OT)
21	Davis, vs. Miami, 1/9/99
	Winder, vs. Cleveland, 1/14/90

#### MOST RUSHING YARDS

##### Career

1,140	Terrell Davis, 1995-2002
461	John Elway, 1983-98
	Sammy Winder, 1982-90
190	Knowshon Moreno, 2009-13
169	Bobby Humphrey, 1989-91
152	Derek Loville, 1997-99
145	Mike Anderson, 2000-05
141	Otis Armstrong, 1973-80
138	Gene Lang, 1984-87
137	Willis McGahee, 2011-12

##### Game

199	Davis, vs. Miami, 1/9/99
184	Davis, vs. Jacksonville, 12/27/97
167	Davis, vs. N.Y. Jets, 1/17/99
157	Davis, vs. Green Bay, 1/25/98
139	Davis, at Pittsburgh, 1/11/98
103	Loville, vs. Jacksonville, 12/27/97
102	Davis, vs. Atlanta, 1/31/99
	Winder, vs. New England, 1/4/87
101	Davis, at Kansas City, 1/4/98
91	Davis, vs. Jacksonville, 1/4/97

#### HIGHEST RUSHING AVERAGE

##### Career (min. 10 carries)

6.1	Derek Loville, 1997-99 (25-152)
5.6	Terrell Davis, 1995-2002 (204-1,140)
4.9	John Elway, 1983-98 (94-461)
4.8	Gene Lang, 1984-87 (29-138)
4.4	Bobby Humphrey, 1989-91 (38-169)
4.3	Tatum Bell, 2004-06, '08 (23-99)
4.2	Tim Tebow, 2010-11 (15-63)
4.0	Clinton Portis, 2002-03 (17-68)
3.8	Willis McGahee, 2011-12 (36-137)
3.8	Ronnie Hillman, 2012 (22-83)

##### Game (min. 10 carries)

9.5	Davis, vs. Miami, 1/9/99 (21-199)
9.4	Loville, vs. Jacksonville, 12/27/97 (11-103)
6.5	Davis, vs. Jacksonville, 1/4/97 (14-91)
5.9	Davis, vs. Jacksonville, 12/27/97 (31-184)
5.4	Winder, vs. New England, 1/4/87 (19-102)
5.3	Davis, at Pittsburgh, 1/11/98 (26-139)
5.2	Davis, vs. Green Bay, 1/25/98 (30-157)
5.2	Davis, vs. N.Y. Jets, 1/17/99 (32-167)
5.2	M. Ball, vs. San Diego, 1/12/14 (10-52)
5.1	Humphrey, vs. San Francisco, 1/28/90 (12-61)

#### MOST RUSHING TOUCHDOWNS

##### Career

12	Terrell Davis, 1995-2002
6	John Elway, 1983-98
3	Mike Anderson, 2000-05
	Derek Loville, 1997-99
2	Howard Griffith, 1997-2000
	Vaughn Hebron, 1996-98
	Greg Lewis, 1991
	Melvin Bratton, 1989
	Gene Lang, 1986-87
	Rob Lytle, 1977-78

##### Game

3	Terrell Davis, vs. Green Bay, 1/25/98
2	Mike Anderson, vs. New England, 1/14/06
	Howard Griffith, vs. Atlanta, 1/31/99
	Terrell Davis, vs. Miami, 1/9/99
	Terrell Davis, at Kansas City, 1/4/98
	Terrell Davis, vs. Jacksonville, 12/27/97
	Derek Loville, vs. Jacksonville, 12/27/97
	Melvin Bratton, vs. Pittsburgh, 1/7/90
	Greg Lewis, vs. Houston, 1/4/92

#### LONGEST RUN FROM SCRIMMAGE

62	Terrell Davis, vs. Miami, 1/9/99
59	Terrell Davis, vs. Jacksonville, 12/27/97
47	Terrell Davis, vs. Jacksonville, 1/4/97
44	Derek Loville, vs. Jacksonville, 12/27/97
43	Terrell Davis, at Pittsburgh, 1/11/98
42	Gene Lang, vs. Cleveland, 1/17/88
41	Terrell Davis, at Kansas City, 1/4/98
35	Sammy Winder, at Seattle, 12/24/83
34	Bobby Humphrey, vs. San Francisco, 1/28/90
	John Elway, at Cleveland, 1/11/87

### PASSING

#### MOST PASS ATTEMPTS

##### Career

651	John Elway, 1983-98
171	Peyton Manning, 2012-13
120	Jake Plummer, 2003-06
90	Craig Morton, 1977-82
47	Tim Tebow, 2010-11
28	Gus Frerotte, 2000-01
26	Norris Weese, 1976-79
19	Gary Kubiak, 1983-91
	Steve DeBerg, 1981-83
10	Jarius Jackson, 2000-03

##### Game

49	Manning, vs. Seattle, 2/2/14
47	Elway, at L.A. Raiders, 1/9/94
43	Manning, vs. New England, 1/19/14
	Manning, vs. Baltimore, 1/12/13 (2 OT)
38	Elway, vs. Jacksonville, 1/4/97
	Elway, vs. Washington, 1/31/88
	Elway, at Cleveland, 1/11/87 (OT)
37	Elway, vs. N.Y. Giants, 1/25/87
	Elway, vs. Pittsburgh, 12/30/84
36	Elway, vs. Cleveland, 1/14/90

#### MOST COMPLETIONS

##### Career

355	John Elway, 1983-1998
119	Peyton Manning, 2012-13
80	Jake Plummer, 2003-06
42	Craig Morton, 1977-82
19	Tim Tebow, 2010-11
16	Gary Kubiak, 1983-91
14	Steve DeBerg, 1981-83
13	Gus Frerotte, 2000-01
12	Norris Weese, 1976-79
5	Jarius Jackson, 2000-03

## POSTSEASON INDIVIDUAL RECORDS — PASSING

### Game

34	Manning, vs. Seattle, 2/2/14
32	Manning, vs. New England, 1/19/14
29	Elway, at L.A. Raiders, 1/9/94
28	Manning, vs. Baltimore, 1/12/13 (2 OT)
25	Manning vs. San Diego, 1/12/14
	Elway, vs. Jacksonville, 1/4/97
24	Plummer, at Indianapolis, 1/9/05
23	Plummer, at Indianapolis, 1/4/04
22	Elway, vs. N.Y. Giants, 1/25/87
	Elway, at Cleveland, 1/11/87 (OT)

### HIGHEST COMPLETION PERCENTAGE

#### Career (min. 15 passes)

.842	Gary Kubiak, 1983-91 (16-19)
.737	Steve DeBerg, 1981-83 (14-19)
.696	Peyton Manning, 2012-13 (119-171)
.667	Jake Plummer, 2003-06 (80-120)
.545	John Elway, 1983-98 (355-651)
.467	Craig Morton, 1977-82 (42-90)
.464	Gus Frerotte, 2000-01 (13-28)
.462	Norris Weese, 1976-79 (12-26)
.404	Tim Tebow, 2010-11 (19-47)

#### Game (min. 12 passes)

.917	Kubiak, at Buffalo, 1/12/92 (11-12)
.767	Plummer, at Indianapolis, 1/4/04 (23-30)
.744	Manning, vs. New England, 1/19/14 (32-43)
.737	DeBerg, at Seattle, 12/24/83 (14-19)
.706	Plummer, at Indianapolis, 1/9/05 (24-34)
.694	Manning, vs. San Diego, 1/12/14 (25-36)
.694	Manning, vs. Seattle, 2/2/14 (34-49)
.667	Elway, vs. Jacksonville, 12/27/97 (16-24)
	Elway, at Seattle, 12/24/83 (10-15)
.658	Elway, vs. Jacksonville, 1/4/97 (25-38)

### MOST PASSING YARDS

#### Career

4,964	John Elway, 1983-98
1,200	Peyton Manning, 2012-13
885	Jake Plummer, 2003-06
605	Craig Morton, 1977-82
452	Tim Tebow, 2010-11
212	Gary Kubiak, 1983-91
140	Norris Weese, 1976-79
131	Steve DeBerg, 1981-83
124	Gus Frerotte, 2000-01
54	Jarious Jackson, 2000-03

#### Game

400	Manning, vs. New England, 1/19/14
385	Elway, vs. Cleveland, 1/14/90
336	Elway, vs. Atlanta, 1/31/99
316	Tebow, vs. Pittsburgh, 1/8/12
304	Elway, vs. N.Y. Giants, 1/25/87
302	Elway, at L.A. Raiders, 1/9/94
290	Manning, vs. Baltimore, 1/12/13 (2 OT)
284	Plummer, at Indianapolis, 1/9/05
281	Elway, vs. Cleveland, 1/17/88
280	Manning vs. Seattle, 2/2/14

### MOST TOUCHDOWN PASSES

#### Career

27	John Elway, 1983-98
8	Peyton Manning, 2012-13
5	Jake Plummer, 2003-06
5	Craig Morton, 1977-82
2	Tim Tebow, 2010-11
1	Steve DeBerg, 1981-83

#### Game

3	Manning, vs. Baltimore, 1/12/13 (2 OT)
	Elway, at L.A. Raiders, 1/9/94
	Elway, vs. Cleveland, 1/14/90
	Elway, vs. Cleveland, 1/17/88
2	Manning, vs. New England, 1/19/14
	Manning, vs. San Diego, 1/12/14
	Tebow, vs. Pittsburgh, 1/8/12
	Plummer, at Indianapolis, 1/9/05
	Elway, at Pittsburgh, 1/11/98
	Elway, vs. Jacksonville, 1/4/97
	Elway, vs. Houston, 1/10/88
	Elway, vs. Pittsburgh, 12/30/84
	Morton, vs. Oakland, 1/1/78
	Morton, vs. Pittsburgh, 12/24/77

### MOST INTERCEPTIONS THROWN

#### Career

21	John Elway, 1983-98
6	Jake Plummer, 2003-06
	Craig Morton, 1977-82
5	Peyton Manning, 2012-13
1	Gus Frerotte, 2000-01
	Steve DeBerg, 1981-83

#### Game

4	Morton, vs. Dallas, 1/15/78
3	Elway, vs. Washington, 1/31/88
2	Manning, vs. Seattle, 2/2/14
	Manning, vs. Baltimore, 1/12/13 (2 OT)
	Plummer, vs. Pittsburgh, 1/22/06
	Plummer, at Indianapolis, 1/4/04
	Elway, vs. San Francisco, 1/28/90
	Elway, vs. New England, 1/4/87
	Elway, vs. Pittsburgh, 12/30/84
1	19 times (last: Manning, vs. San Diego, 1/12/13)

### BEST INTERCEPTION AVOIDANCE PERCENTAGE

#### Career (min. 15 passes)

.000	Tim Tebow, 2010-11 (0-47)
	Gary Kubiak, 1983-91 (0-19)
	Norris Weese, 1976-79 (0-26)
.029	Peyton Manning, 2012-13 (5-171)
.032	John Elway, 1983-98 (21-651)
.036	Gus Frerotte, 2000-01 (1-28)
.050	Jake Plummer, 2003-06 (6-120)
.053	Steve DeBerg, 1981-83 (1-19)
.067	Craig Morton, 1977-82 (6-90)

### HIGHEST AVERAGE GAIN PER ATTEMPT

#### Career (min. 15 passes)

11.16	Gary Kubiak, 1983-91 (19-212)
9.62	Tim Tebow, 2010-11 (47-452)
7.63	John Elway, 1983-98 (651-4,964)
7.38	Jake Plummer, 2003-06 (120-885)
7.02	Peyton Manning, 2012-13 (171-1,200)
6.89	Steve DeBerg, 1981-83 (19-131)
6.72	Craig Morton, 1977-82 (90-605)
5.38	Norris Weese, 1976-79 (26-140)
4.43	Gus Frerotte, 2000-01 (28-124)

### HIGHEST AVERAGE GAIN PER COMPLETION

#### Career (min. 15 passes)

23.79	Tim Tebow, 2010-11 (19-452)
14.40	Craig Morton, 1977-82 (42-605)
13.98	John Elway, 1983-98 (355-4,964)
13.25	Gary Kubiak, 1983-91 (16-212)
11.67	Norris Weese, 1976-79 (12-140)
11.06	Jake Plummer, 2003-06 (80-885)
10.08	Peyton Manning, 2012-13 (119-1,200)
9.54	Gus Frerotte, 2000-01 (13-124)
9.36	Steve DeBerg, 1981-83 (14-131)

### HIGHEST PASSER RATING

#### Career (min. 15 passes)

113.2	Gary Kubiak, 1983-91 (19 att.)
92.7	Peyton Manning, 2012-13 (171 att.)
90.0	Tim Tebow, 2010-11 (47 att.)
87.8	Steve DeBerg, 1981-83 (19 att.)
81.4	Jake Plummer, 2003-06 (120 att.)
79.7	John Elway, 1983-98 (651 att.)
63.0	Norris Weese, 1976-79 (26 att.)
59.7	Craig Morton, 1977-82 (90 att.)
44.3	Gus Frerotte, 2000-01 (28 att.)

#### Game (min. 12 passes)

125.6	Tebow, vs. Pittsburgh, 1/8/12 (21 att.)
120.7	Elway, vs. Cleveland, 1/14/90 (36 att.)
118.4	Manning, vs. New England, 1/19/14 (43 att.)
114.4	Elway, vs. Cleveland, 1/17/88 (26 att.)
113.9	Kubiak, at Buffalo, 1/12/92 (12 att.)
110.2	Elway, vs. Jacksonville, 12/27/97 (24 att.)
103.1	Plummer, at Indianapolis, 1/9/05 (34 att.)
102.9	Morton, vs. Oakland, 1/1/78 (20 att.)
101.0	Elway, vs. Houston, 1/10/88 (25 att.)
100.6	Morton, vs. Pittsburgh, 12/24/77 (23 att.)

## POSTSEASON IND. RECORDS — RECEIVING / INTs

### LONGEST PASS PLAY

80t	Tim Tebow to Demaryius Thomas, vs. Pittsburgh, 1/8/12
	John Elway to Rod Smith, vs. Atlanta, 1/31/99
	John Elway to Mark Jackson, vs. Cleveland, 1/17/88
74t	Craig Morton to Haven Moses, vs. Oakland, 1/1/78
70t	John Elway to Michael Young, vs. Cleveland, 1/14/90
58	Tim Tebow to Demaryius Thomas, vs. Pittsburgh, 1/8/12
56t	John Elway to Ricky Nattiel, vs. Washington, 1/31/88
55	John Elway to Vance Johnson, vs. Houston, 1/10/88
54	John Elway to Vance Johnson, vs. N.Y. Giants, 1/25/87
53	John Elway to Michael Young, vs. Cleveland, 1/14/90

### RECEIVING

#### MOST RECEPTIONS

##### Career

49	Rod Smith, 1995-2007
47	Shannon Sharpe, 1990-99, '02-03
41	Demaryius Thomas, 2010-13
40	Vance Johnson, 1985-93, '95
36	Ed McCaffrey, 1995-2003
31	Steve Sewell, 1985-92
21	Steve Watson, 1979-87
20	Mark Jackson, 1986-92
	Sammy Winder, 1982-90
19	Terrell Davis, 1995-2002

##### Game

13	D. Thomas, vs. Seattle, 2/2/14
	Sharpe, at L.A. Raiders, 1/9/94
11	Watson, vs. Pittsburgh, 12/30/84
8	Welker, vs. Seattle, 2/2/14
	J. Thomas, vs. New England, 1/19/14
	D. Thomas, vs. San Diego, 1/12/14
	McCaffrey, at Baltimore, 12/31/00
	V. Johnson, at Buffalo, 1/12/92
7	Seven times (last: D. Thomas, vs. N.E., 1/19/14)

#### MOST RECEIVING YARDS

##### Career

860	Rod Smith, 1995-2007
719	Vance Johnson, 1985-93, '95
640	Demaryius Thomas, 2010-13
505	Shannon Sharpe, 1990-99, '02-03
490	Ed McCaffrey, 1995-2003
422	Mark Jackson, 1986-92
375	Steve Sewell, 1985-92
358	Steve Watson, 1979-87
314	Haven Moses, 1972-81
255	Michael Young, 1989-92

##### Game

204	D. Thomas, vs. Pittsburgh, 1/8/'1
177	Watson, vs. Pittsburgh, 12/30/84
168	Moses, vs. Oakland, 1/1/78
156	Sharpe, at L.A. Raiders, 1/9/94
152	R. Smith, vs. Atlanta, 1/31/99
134	D. Thomas, vs. New England, 1/19/14
	Jackson, vs. Cleveland, 1/17/88
123	Young, vs. Cleveland, 1/14/90
121	V. Johnson, vs. N.Y. Giants, 1/25/87
118	D. Thomas, vs. Seattle, 2/2/14

#### HIGHEST AVERAGE GAIN PER RECEPTION

##### Career (min. 5 receptions)

24.2	Haven Moses, 1972-81 (13-314)
23.2	Michael Young, 1989-92 (11-255)
21.1	Mark Jackson, 1986-92 (20-422)
19.3	Ricky Nattiel, 1987-92 (13-251)
19.3	Jack Dolbin, 1975-79 (7-135)
17.6	Rod Smith, 1995-2007 (49-860)
17.5	Vance Johnson, 1985-93, '95 (41-719)
17.0	Steve Watson, 1979-87 (21-358)
15.9	Jeb Putzier, 2002-05, '08 (10-159)
15.6	Demaryius Thomas, 2010-13 (41-640)

### Game (min. 4 receptions)

51.0	D. Thomas, vs. Pittsburgh, 1/8/12 (4-204)
33.6	Moses, vs. Oakland, 1/1/78 (5-168)
33.5	Jackson, vs. Cleveland, 1/17/88 (4-134)
30.4	R. Smith, vs. Atlanta, 1/31/99 (5-152)
26.3	V. Johnson, vs. Houston, 1/10/88 (4-105)
24.2	V. Johnson, vs. N.Y. Giants, 1/25/87 (5-121)
22.3	V. Johnson, vs. New England, 1/14/92 (4-89)
22.2	Jackson, vs. Pittsburgh, 1/7/90 (5-111)
21.3	Young, vs. Houston, 1/4/92 (4-85)
19.1	D. Thomas, vs. New England, 1/19/14 (7-134)

#### MOST RECEIVING TOUCHDOWNS

##### Career

6	Rod Smith, 1995-2007
5	Demaryius Thomas, 2010-13
4	Vance Johnson, 1985-93, '95
2	Eight players

##### Game

2	Kay, vs. Houston, 1/10/88
	Moses, vs. Oakland, 1/1/78

### INTERCEPTIONS

#### MOST INTERCEPTIONS

##### Career

5	Darrien Gordon, 1997-98
3	Tyrone Braxton, 1987-93, '95-99
	Bob Swenson, 1975-83
2	Quinton Carter, 2011
	Darrius Johnson, 1996-99
	Dennis Smith, 1981-94
	Tom Jackson, 1973-86

##### Game

2	Gordon, vs. Atlanta, 1/31/99
	Gordon, vs. N.Y. Jets, 1/17/99
	D. Smith, vs. Cleveland, 1/14/90
	T. Jackson, vs. Pittsburgh, 12/24/77

#### MOST YARDS ON INTERCEPTION RETURNS

##### Career

156	Darrien Gordon, 1997-98
100	Champ Bailey, 2004-09
76	Darrius Johnson, 1996-99
57	Mark Haynes, 1986-89
49	Tom Jackson, 1973-86
26	Quinton Carter, 2011
	Jim Ryan, 1979-88

##### Game

108	Gordon, vs. Atlanta, 1/31/99
100	Bailey, vs. New England, 1/14/06
57	Haynes, vs. Houston, 1/10/88
49	T. Jackson, vs. Pittsburgh, 12/24/77
48	Gordon, vs. N.Y. Jets, 1/17/99
	D. Johnson, vs. Miami, 1/9/99
28	D. Johnson, vs. Atlanta, 1/31/99
26	Ryan, at Cleveland, 1/11/87 (OT)
18	Mecklenburg, vs. Houston, 1/10/88
17	Q. Carter, at New England, 1/14/12

#### LONGEST INTERCEPTION RETURN

100	Champ Bailey, vs. New England, 1/14/06
58	Darrien Gordon, vs. Atlanta, 1/31/99
57	Mark Haynes, vs. Houston, 1/10/88
50	Darrien Gordon, vs. Atlanta, 1/31/99
48	Darrius Johnson, vs. Miami, 1/9/99
32	Tom Jackson, vs. Pittsburgh, 12/24/77
30	Darrien Gordon, vs. N.Y. Jets, 1/17/99
28	Darrius Johnson, vs. Atlanta, 1/31/99
26	Jim Ryan, at Cleveland, 1/11/87
18	Karl Mecklenburg, vs. Houston, 1/10/88

## POSTSEASON IND. RECORDS — SACKS / PUNTS / RETURNS

### SACKS

#### MOST SACKS

##### Career

- 6 Simon Fletcher, 1985-95
- Rulon Jones, 1980-88
- 3 Robert Ayers, 2009-13
- Neil Smith, 1997-99
- Rubin Carter, 1975-86
- 2 Shaun Phillips, 2013
- Maa Tanuvasa, 1995-2000
- Alfred Williams, 1996-99
- Karl Mecklenburg, 1983-94
- Jim Ryan, 1979-88
- Lyle Alzado, 1971-78

#### MOST SACKS, CONT.

##### Game

- 2 Phillips, vs. San Diego, 1/12/14
- Ayers, vs. Pittsburgh, 1/8/12
- N. Smith, at Kansas City, 1/4/98
- A. Williams, at Kansas City, 1/4/98
- Fletcher, at L.A. Raiders, 1/9/94
- Fletcher, vs. Cleveland, 1/14/90
- R. Jones, vs. New England, 1/4/87
- Alzado, vs. Dallas, 1/15/78
- Carter, vs. Dallas, 1/15/78

### PUNTING

#### MOST PUNTS

##### Career

- 46 Mike Horan, 1986-2002
- 45 Tom Rouen, 1993-2002
- 19 Britton Colquitt, 2010-13
- Bucky Dilts, 1977-78
- 10 Luke Prestridge, 1979-83
- 8 Todd Sauerbrun, 2005, '07

##### Game

- 9 Rouen, at Baltimore, 12/31/00
- 7 Colquitt, at New England, 1/14/12
- Rouen, vs. N.Y. Jets, 1/17/99
- 6 Horan, vs. Washington, 1/31/88
- Sauerbrun, vs. New England, 1/14/06
- Rouen, at Kansas City, 1/4/98
- Horan, at Buffalo, 1/12/92
- Horan, vs. San Francisco, 1/28/90
- Horan, at Cleveland, 1/11/87 (OT)
- Prestridge, at Houston, 12/23/79
- Dilts, vs. Pittsburgh, 12/30/78

#### HIGHEST AVERAGE PER PUNT

##### Career (min. 10 punts)

- 45.7 Luke Prestridge, 1979-83 (10-457)
- 42.1 Mike Horan, 1986-2002 (46-1,938)
- 41.5 Britton Colquitt, 2010-13 (19-788)
- 39.2 Tom Rouen, 1993-2002 (45-1,762)
- 37.3 Bucky Dilts, 1977-78 (19-708)

##### Game (min. 4 punts)

- 49.0 Horan, vs. New England, 1/4/87 (5-245)
- 48.8 Colquitt, vs. Baltimore, 1/12/13 (2 OT) (5-244)
- 47.8 Prestridge, at Seattle, 12/24/83 (4-191)
- 46.4 Horan, vs. Cleveland, 1/14/90 (5-232)
- 45.7 Sauerbrun, vs. New England, 1/14/06 (6-274)
- 45.3 Rouen, vs. N.Y. Jets, 1/17/99 (7-317)
- 44.3 Prestridge, at Houston, 12/23/79 (6-266)

#### LONGEST PUNT

- 76 Mike Horan, at Buffalo, 1/12/92

### PUNT RETURNS

#### MOST PUNT RETURNS

##### Career

- 13 Vance Johnson, 1985-93, '95
- 11 Darrien Gordon, 1997-98
- 10 Rick Upchurch, 1975-83
- 7 Gerald Willhite, 1982-88
- 6 Kevin Clark, 1987-88, '90-91
- 4 Eric Decker, 2010-13
- 3 Five players (last: Trindon Holliday, 2012-13)

##### Game

- 5 Gordon, vs. N.Y. Jets, 1/17/99
- 4 V. Johnson, vs. Cleveland, 1/14/90
- 3 10 times (last: Eric Decker, vs. San Diego, 1/12/14)

#### MOST YARDS ON PUNT RETURNS

##### Career

- 162 Darrien Gordon, 1997-98
- 115 Vance Johnson, 1985-93, '95
- 92 Rick Upchurch, 1975-83
- 90 Trindon Holliday, 2012-13
- 75 Eric Decker, 2010-13
- 46 Kevin Clark, 1987-88, '90-91
- 45 Gerald Willhite, 1982-88
- 38 Glyn Milburn, 1993-95
- 27 Eddie Royal, 2008-11
- 13 Deltha O'Neal, 2000-03

##### Game

- 90 Holliday, vs. Baltimore, 1/12/13 (2 OT)
- 79 Gordon, vs. N.Y. Jets, 1/17/99
- 66 Decker, vs. San Diego, 1/12/19
- 38 Milburn, at L.A. Raiders, 1/9/94
- 36 Gordon, at Kansas City, 1/4/98
- V. Johnson, at Buffalo, 1/12/92
- V. Johnson, vs. Cleveland, 1/14/90
- 30 Upchurch, at Pittsburgh, 12/30/78
- 27 Royal, vs. Pittsburgh, 1/8/12
- 26 V. Johnson, vs. New England, 1/4/87

#### HIGHEST AVERAGE PER RETURN

##### Career (min. 2 returns)

- 30.0 Trindon Holliday, 2012-13 (3-90)
- 18.8 Eric Decker, 2010-13 (4-75)
- 14.7 Darrien Gordon, 1997-98 (11-162)
- 12.7 Glyn Milburn, 1993-95 (3-38)
- 9.2 Rick Upchurch, 1975-83 (10-92)
- 9.0 Eddie Royal, 2008-11 (3-27)
- 8.8 Vance Johnson, 1985-93, '95 (13-115)
- 7.7 Kevin Clark, 1987-88, '90-91 (6-46)
- 6.4 Gerald Willhite, 1982-88 (7-45)
- 6.0 Rod Smith, 1995-2007 (2-12)

##### Game (min. 2 returns)

- 30.0 Holliday, vs. Baltimore, 1/12/13 (2 OT) (3-90)
- 22.0 Decker, vs. San Diego, 1/12/14
- 15.8 Gordon, vs. N.Y. Jets, 1/17/99 (5-79)
- 15.0 Upchurch, at Pittsburgh, 12/30/78 (2-30)
- 12.7 Milburn, at L.A. Raiders, 1/9/94 (3-38)
- 12.5 Upchurch, at Houston, 12/23/79 (2-25)
- 12.0 V. Johnson, at Buffalo, 1/12/92 (3-36)
- 9.5 Gordon, at Pittsburgh, 1/11/98 (2-19)
- 9.0 Three players (last: Royal, vs. Pittsburgh, 1/8/12 (3-27))

#### MOST PUNT RETURN TOUCHDOWNS

##### Career

- 1 Trindon Holliday, vs. Baltimore, 1/12/13 (2 OT)

##### Game

- 1 Trindon Holliday, vs. Baltimore, 1/12/13 (2 OT)



## POSTSEASON IND. RECORDS — RETURNS / KICKING

### LONGEST PUNT RETURN

90t	Trindon Holliday, vs. Baltimore, 1/12/13 (2 OT)
47	Eric Decker, vs. San Diego, 1/12/14
36	Darrien Gordon, vs. N.Y. Jets, 1/17/99
36	Darrien Gordon, at Kansas City, 1/4/98
22	Rick Upchurch, at Pittsburgh, 12/30/78
19	Darrien Gordon, at Pittsburgh, 1/11/98
18	Eddie Royal, vs. Pittsburgh, 1/8/12
	Glyn Milburn, at L.A. Raiders, 1/9/94
17	Gerald Willhite, vs. Pittsburgh, 12/30/84
	Rick Upchurch, at Houston, 12/23/79

### KICKOFF RETURNS

#### MOST KICKOFF RETURNS

##### Career

21	Ken Bell, 1986-89
20	Vaughn Hebron, 1996-98
12	Trindon Holliday, 2012-13
	Rick Upchurch, 1975-83
8	Charlie Adams, 2003-05
	Reuben Droughns, 2002-04
	Darren Carrington, 1989
6	Glyn Milburn, 1993-95
	Alton Montgomery, 1990-92
5	Three players (last: Matthew Willis, 2009-11)

##### Game

6	Droughns, at Indianapolis, 1/4/04
	Milburn, at L.A. Raiders, 1/9/94
	Carrington, vs. San Francisco, 1/28/90
5	Holliday, vs. Seattle, 2/2/14
	K. Bell, vs. Washington, 1/31/88
4	Seven times (last: Matthew Willis, at N.E., 1/14/12)

#### MOST YARDS ON KICKOFF RETURNS

##### Career

460	Vaughn Hebron, 1996-98
383	Ken Bell, 1986-89
344	Trindon Holliday, 2012-13
259	Rick Upchurch, 1975-83
197	Darren Carrington, 1989
189	Charlie Adams, 2003-05
169	Reuben Droughns, 2002-04
122	Alton Montgomery, 1990-92
109	John Schultz, 1977
97	Cecil Sapp, 2003-07

##### Game

158	Holliday, vs. Baltimore, 1/12/13 (2 OT)
146	Carrington, vs. San Francisco, 1/28/90
133	Droughns, at Indianapolis, 1/4/04
110	Adams, vs. Pittsburgh, 1/22/06
105	Holliday, vs. Seattle, 2/2/14
94	Upchurch, vs. Dallas, 1/15/78
88	Montgomery, vs. Houston, 1/4/92
	K. Bell, vs. Washington, 1/31/88
87	Hebron, vs. Jacksonville, 12/27/97
86	Sapp, at Indianapolis, 1/9/05

#### HIGHEST AVERAGE PER KICKOFF RETURN

##### Career (min. 3 returns)

28.7	Trindon Holliday, 2012-13 (12-344)
27.3	John Schultz, 1976-78 (4-109)
24.6	Darren Carrington, 1989 (8-197)
23.6	Charlie Adams, 2003-05 (8-189)
23.0	Vaughn Hebron, 1996-98 (20-460)
21.6	Rick Upchurch, 1975-83 (12-259)
21.1	Reuben Droughns, 2002-04 (8-169)
20.3	Alton Montgomery, 1990-92 (6-122)
20.3	Zach Thomas, 1983-84 (4-81)
19.4	Cecil Sapp, 2003-07 (5-97)

### Game (min. 2 returns)

52.7	Holliday, vs. Baltimore, 1/12/13 (2 OT) (3-158)
31.3	Upchurch, vs. Dallas, 1/15/78 (3-94)
31.0	Bell, vs. Pittsburgh, 1/7/90 (2-62)
	Schultz, vs. Dallas, 1/15/78 (2-62)
29.0	Hebron, vs. Jacksonville, 12/27/97 (3-87)
28.3	Hebron, vs. Jacksonville, 1/4/97 (3-85)
28.0	Willhite, vs. Pittsburgh, 12/30/84 (2-56)
27.5	Adams, vs. Pittsburgh, 1/22/06 (4-110)
25.7	Holliday, vs. San Diego, 1/12/14 (3-77)
25.5	Hebron, at Kansas City, 1/4/98 (2-51)
	Carrington, vs. Pittsburgh, 1/7/90 (2-51)

#### MOST KICKOFF RETURN TOUCHDOWNS

##### Career

1	Trindon Holliday, vs. Baltimore, 1/12/13 (2 OT)
---	---

##### Game

1	Trindon Holliday, vs. Baltimore, 1/12/13 (2 OT)
---	---

### LONGEST KICKOFF RETURN

104t	Trindon Holliday vs. Baltimore, 1/12/13 (2 OT)
67	Rick Upchurch, vs. Dallas, 1/15/78
51	Vaughn Hebron, vs. Jacksonville, 12/27/97
47	Charlie Adams, vs. Pittsburgh, 1/22/06
41	Triandos Luke, at Indianapolis, 1/9/05
39	Darren Carrington, vs. San Francisco, 1/28/90
38	Vaughn Hebron, vs. Jacksonville, 1/4/97
37	Trindon Holliday, vs. San Diego, 1/12/14
	John Schultz, vs. Dallas, 1/15/78
35	Ken Bell, vs. New England, 1/4/87
33	Reuben Droughns, at Indianapolis, 1/4/04

### KICKING

#### MOST PAT ATTEMPTS

##### Career

40	Jason Elam, 1993-2007
19	Rich Karlis, 1982-88
13	Matt Prater, 2008-13
12	David Treadwell, 1989-92
9	Jim Turner, 1971-79

##### Game

6	Elam, vs. Jacksonville, 12/27/97
5	Prater, vs. Baltimore, 1/12/13 (2 OT)
	Elam, vs. Miami, 1/9/99
	Karlis, vs. Cleveland, 1/17/88
4	Elam, vs. Atlanta, 1/31/99
	Elam, vs. Green Bay, 1/25/98
	Treadwell, vs. Cleveland, 1/14/90
	Karlis, vs. Houston, 1/10/88
	Turner, vs. Pittsburgh, 12/24/77

#### MOST PATS MADE

##### Career

39	Jason Elam, 1993-2007
19	Rich Karlis, 1982-88
13	Matt Prater, 2008-13
11	David Treadwell, 1989-92
9	Jim Turner, 1971-79

##### Game

6	Elam, vs. Jacksonville, 12/27/97
5	Prater, vs. Baltimore, 1/12/13 (2 OT)
	Elam, vs. Miami, 1/9/99
	Karlis, vs. Cleveland, 1/17/88
4	Elam, vs. Atlanta, 1/31/99
	Elam, vs. Green Bay, 1/25/98
	Treadwell, vs. Cleveland, 1/14/90
	Karlis, vs. Houston, 1/10/88
	Turner, vs. Pittsburgh, 12/24/77

#### HIGHEST PAT PERCENTAGE

##### Career

1.000	Matt Prater, 2008-13 (13-13)
	Rich Karlis, 1982-88 (19-19)
	Jim Turner, 1971-79 (9-9)
.975	Jason Elam, 1993-2007 (39-40)
.916	David Treadwell, 1989-92 (11-12)

## POSTSEASON IND. / TEAM RECORDS — SCORING

### MOST FIELD GOALS ATTEMPTED

#### Career

18	Jason Elam, 1993-2007
	Rich Karlis, 1982-88
11	Matt Prater, 2008-13
	David Treadwell, 1989-92
8	Jim Turner, 1971-79

#### Game

4	Prater, vs. New England, 1/19/14
	Elam, vs. Atlanta, 1/31/99
	Treadwell, vs. Cleveland, 1/28/90
	Karlis, vs. N.Y. Giants, 1/25/87
3	Prater, vs. Pittsburgh, 1/8/12
	Elam, vs. N.Y. Jets, 1/17/99
	Treadwell, at Buffalo, 1/12/92
	Karlis, at Cleveland, 1/11/87 (OT)
	Karlis, vs. Pittsburgh, 12/30/84
	Turner, vs. Oakland, 1/1/78

### MOST FIELD GOALS MADE

#### Career

15	Jason Elam, 1993-2007
12	Rich Karlis, 1982-88
9	Matt Prater, 2008-13
7	David Treadwell, 1989-92
4	Jim Turner, 1971-79

#### Game

4	Prater, vs. New England, 1/19/14
3	Prater, vs. Pittsburgh, 1/8/12
	Elam, vs. N.Y. Jets, 1/17/99
	Treadwell, vs. Cleveland, 1/14/90
	Karlis, at Cleveland, 1/11/87 (OT)
2	Seven times (last: Elam, vs. N.E., 1/14/06)

### HIGHEST FIELD GOAL PERCENTAGE

#### Career

.833	Jason Elam, 1993-2007 (15-18)
.818	Matt Prater, 2008-13 (9-11)
.667	Rich Karlis, 1982-88 (12-18)
.636	David Treadwell, 1989-92 (7-11)
.500	Jim Turner, 1971-79 (4-8)

### LONGEST FIELD GOAL

54	Matt Prater, vs. New England, 1/19/14
51	Jason Elam, vs. Green Bay, 1/25/98
50	Jason Elam, vs. New England, 1/14/06
49	Jason Elam, at Indianapolis, 1/4/04
	David Treadwell, vs. Houston, 1/4/92
48	Jason Elam, vs. N.Y. Jets, 1/17/99
	Rich Karlis, vs. N.Y. Giants, 1/25/87
47	Jim Turner, vs. Dallas, 1/15/78
45	Matt Prater, vs. San Diego, 1/12/14
44	Jim Turner, vs. Pittsburgh, 12/24/77

## SCORING

### MOST TOUCHDOWNS SCORED

#### Career

12	Terrell Davis, 1995-2002
6	Rod Smith, 1995-2007
	John Elway, 1983-98
5	Demaryius Thomas, 2010-13
4	Howard Griffith, 1997-2001
	Vance Johnson, 1985-93, '95
3	Mike Anderson, 2000-05
	Derek Loville, 1997-99
	Sammy Winder, 1982-90
2	10 players

### MOST TOUCHDOWNS SCORED, CONT.

#### Game

3	Davis, vs. Green Bay, 1/25/98
2	11 times (last: Anderson vs. New England, 1/14/06)

### MOST POINTS SCORED

#### Career

84	Jason Elam, 1993-2007
74	Terrell Davis, 1995-2002
55	Rich Karlis, 1982-88
40	Matt Prater, 2010-13
36	Rod Smith, 1995-2007
	John Elway, 1983-98
32	David Treadwell, 1989-92
30	Demaryius Thomas, 2010-13
24	Howard Griffith, 1997-2001
	Vance Johnson, 1985-93, '95

#### Game

18	Davis, vs. Green Bay, 1/25/98
14	Prater, vs. New England, 1/19/14
13	Treadwell, vs. Cleveland, 1/14/90
12	11 times (last: Anderson, vs. New England, 1/14/06)

## POSTSEASON TEAM RECORDS

### SCORING

#### MOST POINTS SCORED

42	vs. Jacksonville, 12/27/97
38	vs. Miami, 1/9/99
	vs. Cleveland, 1/17/88
37	vs. Cleveland, 1/14/90
35	vs. Baltimore, 1/12/13 (2 OT)
34	vs. Atlanta, 1/31/99
	vs. Houston, 1/10/88
	vs. Pittsburgh, 12/24/77
31	vs. Green Bay, 1/25/98
29	vs. Pittsburgh, 1/8/12

#### MOST POINTS SCORED, ONE HALF

27	vs. Cleveland, 1/14/90 (2nd)
24	at Pittsburgh, 1/11/98 (1st)
23	vs. N.Y. Jets, 1/17/99 (2nd)
21	vs. Baltimore, vs. Baltimore, 1/12/13 (2 OT) (1st)
	at Indianapolis, 1/9/05 (2nd)
	vs. Miami, 1/9/99 (1st)
	vs. Jacksonville, 12/27/97 (2nd)
	vs. Jacksonville, 12/27/97 (1st)
	at L.A. Raiders, 1/9/94 (1st)
	vs. Cleveland, 1/17/88 (1st)

#### MOST POINTS SCORED, ONE QUARTER

21	vs. Jacksonville, 12/27/97 (4th)
20	vs. Pittsburgh, 1/8/12 (2nd)
	vs. N.Y. Jets, 1/17/99 (3rd)
17	vs. Atlanta, 1/31/99 (4th)
	at Pittsburgh, 1/11/98 (2nd)
15	vs. Jacksonville, 1/4/97 (4th)
14	vs. Baltimore, 1/12/13 (1st)
	at Indianapolis, 1/9/05 (3rd)
	vs. Miami, 1/9/99 (4th)
	vs. Miami, 1/9/99 (1st)
	vs. Jacksonville, 12/27/97 (1st)
	at L.A. Raiders, 1/9/94 (2nd)
	vs. Cleveland, 1/14/90 (3rd)
	vs. Cleveland, 1/17/88 (1st)

### TOTAL OFFENSE

#### MOST TOTAL PLAYS

87	vs. Baltimore, 1/12/13 (2 OT)
77	at Cleveland, 1/11/87 (OT)
76	vs. Jacksonville, 12/27/97
	vs. Cleveland, 1/14/90
75	vs. N.Y. Jets, 1/17/99
	vs. New England, 1/4/87
73	at L.A. Raiders, 1/9/94
71	vs. New England, 1/19/14
	at New England, 1/14/12
70	vs. San Diego, 1/12/14

## POSTSEASON TEAM RECORDS — OFFENSE / RUSHING / PASSING

### MOST TOTAL YARDS

511	vs. Jacksonville, 12/27/97 (310 rush/201 pass)
507	vs. New England, 1/19/14 (107/400)
497	vs. Cleveland, 1/14/90 (120/377)
457	vs. Atlanta, 1/31/99 (121/336)
447	vs. Pittsburgh, 1/8/12 (131/316) (OT)
441	vs. New England, 1/4/87 (188/253)
424	vs. Miami, 1/9/99 (250/174)
418	vs. Houston, 1/4/92 (151/267)
412	vs. Cleveland, 1/17/88 (156/256)
398	vs. Baltimore, 1/12/13 (2 OT) (125/273)

### HIGHEST AVERAGE GAIN PER PLAY

8.1	vs. Pittsburgh, 1/8/12 (55-447)
7.1	vs. New England, 1/19/14 (71-507)
7.0	vs. Atlanta, 1/31/99 (65-457)
7.0	vs. Pittsburgh, 1/7/90 (52-364) (OT)
6.8	vs. Miami, 1/9/99 (62-424)
6.7	vs. Jacksonville, 12/27/97 (76-511)
6.5	vs. Cleveland, 1/14/90 (52-364)
6.4	vs. Houston, 1/4/92 (65-418)
6.1	vs. Cleveland, 1/17/88 (67-412)
5.9	vs. Jacksonville, 1/4/97 (60-351)

### RUSHING

#### MOST RUSHES

49	vs. Jacksonville, 12/27/97
42	vs. New England, 1/4/87
41	vs. Baltimore, 1/12/13 (2 OT)
40	at New England, 1/14/12
39	vs. Green Bay, 1/25/98
	vs. Cleveland, 1/14/90
	vs. Cleveland, 1/17/88
38	vs. N.Y. Jets, 1/17/99
	vs. Miami, 1/9/99
37	at Cleveland, 1/11/87 (OT)
	vs. Oakland, 1/1/78
	vs. Pittsburgh, 12/24/77

#### MOST RUSHING YARDS

310	vs. Jacksonville, 12/27/97
250	vs. Miami, 1/9/99
188	vs. New England, 1/4/87
179	vs. Green Bay, 1/25/98
178	vs. N.Y. Jets, 1/17/99
156	vs. Cleveland, 1/17/88
151	vs. Houston, 1/4/92
150	at Pittsburgh, 1/11/98
149	at Cleveland, 1/11/87 (OT)
146	at Indianapolis, 1/4/04

#### HIGHEST AVERAGE GAIN PER RUSH (MIN. 10 RUSHES)

6.6	vs. Miami, 1/9/99 (38-250)
6.3	vs. Jacksonville, 12/27/97 (49-310)
6.0	vs. Jacksonville, 1/4/97 (21-126)
5.7	vs. Washington, 1/31/88 (17-97)
5.6	at Indianapolis, 1/4/04 (26-146)
5.0	at Pittsburgh, 1/11/98 (30-150)
4.9	vs. Houston, 1/4/92 (31-151)
4.7	vs. N.Y. Jets, 1/17/99 (38-178)

#### MOST RUSHING TOUCHDOWNS

5	vs. Jacksonville, 12/27/97
4	vs. Green Bay, 1/25/98
3	vs. Atlanta, 1/31/99
3	vs. Miami, 1/9/99
2	Eight times (last: vs. New England, 1/14/06)

### PASSING

#### MOST PASS ATTEMPTS

54	at L.A. Raiders, 1/9/94
49	vs. Seattle, 2/2/14
43	vs. New England, 1/19/14
	vs. Baltimore, 1/12/13 (2 OT)
41	vs. N.Y. Giants, 1/25/87
39	vs. Washington, 1/31/88
38	at Baltimore, 12/31/00
	vs. Jacksonville, 1/4/97
	at Cleveland, 1/11/87 (OT)
	vs. Pittsburgh, 12/24/77

### MOST COMPLETIONS

34	vs. Seattle, 2/2/14
32	vs. New England, 1/19/14
	at L.A. Raiders, 1/9/94
28	vs. Baltimore, 1/12/13 (2 OT)
26	vs. N.Y. Giants, 1/25/87
25	vs. San Diego, 1/12/14
	vs. Jacksonville, 1/4/97
24	at Indianapolis, 1/9/05
	at Seattle, 12/24/83
23	at Indianapolis, 1/4/04

#### HIGHEST COMPLETION PERCENTAGE (MIN. 10 ATTEMPTS)

.767	at Indianapolis, 1/4/04 (23-30)
.744	vs. New England, 1/19/14 (32-43)
.706	at Seattle, 12/24/83 (24-34)
.706	at Indianapolis, 1/9/05 (24-34)
.694	vs. San Diego, 1/12/14 (25-36)
.694	vs. Seattle, 2/2/14 (34-49)
.667	vs. Jacksonville, 12/27/97 (16-24)
	at Buffalo, 1/12/92 (22-33)
.658	vs. Jacksonville, 1/4/97 (25-38)
.651	vs. Baltimore, 1/12/13 (2 OT) (28-43)

#### MOST YARDS PASSING (NET YARDS)

400	vs. New England, 1/19/14
377	vs. Cleveland, 1/14/90
336	vs. Atlanta, 1/31/99
331	at L.A. Raiders, 1/9/94
320	vs. N.Y. Giants, 1/25/87
316	vs. Pittsburgh, 1/8/12 (OT)
273	vs. Baltimore, 1/12/13 (2 OT)
279	vs. Seattle, 2/2/14
267	vs. Houston, 1/4/92
260	at Indianapolis, 1/9/05

#### MOST TOUCHDOWN PASSES

3	vs. Baltimore, 1/12/13 (2 OT)
	at L.A. Raiders, 1/9/94
	vs. Cleveland, 1/14/90
	vs. Cleveland, 1/17/88
2	10 times (last: vs. New England, 1/19/14)

#### MOST INTERCEPTIONS THROWN

4	vs. Dallas, 1/15/78
3	vs. Washington, 1/31/88
2	vs. Seattle, 2/2/14
	vs. Baltimore, 1/12/13 (2 OT)
	vs. Pittsburgh, 1/22/06
	at Indianapolis, 1/4/04
	vs. San Francisco, 1/28/90
	vs. New England, 1/4/87
	vs. Pittsburgh, 12/30/84
	at Seattle, 12/24/83

#### MOST TIMES SACKED

6	vs. San Francisco, 1/28/90
	at Houston, 12/23/79
	at Pittsburgh, 12/30/78
5	at New England, 1/14/12
	at Baltimore, 12/31/00
	vs. Washington, 1/31/88
4	at Buffalo, 1/12/92
	vs. N.Y. Giants, 1/25/87
	vs. Pittsburgh, 12/30/84
	vs. Dallas, 1/15/78

#### MOST YARDAGE LOST ON SACKS

50	vs. Washington, 1/31/88
43	at Baltimore, 12/31/00
40	at Houston, 12/23/79
37	vs. Pittsburgh, 12/30/84
	at Pittsburgh, 12/30/78
34	at Buffalo, 1/12/92
33	vs. San Francisco, 1/28/90
32	vs. N.Y. Giants, 1/25/87

## POSTSEASON TEAM RECORDS — FIRST DOWNS / SPECIAL TEAMS

### FIRST DOWNS

#### MOST FIRST DOWNS

30	vs. Baltimore, 1/12/13 (2 OT)
28	vs. Jacksonville, 12/27/97
27	vs. New England, 1/19/14
26	vs. San Diego, 1/12/14
	at L.A. Raiders, 1/9/94
	vs. Houston, 1/4/92
24	vs. Miami, 1/9/99
	vs. Cleveland, 1/17/88
23	at Pittsburgh, 1/11/98
	vs. N.Y. Giants, 1/25/87
	vs. New England, 1/4/87

#### MOST FIRST DOWNS RUSHING

18	vs. Jacksonville, 12/27/97
14	vs. Green Bay, 1/25/98
13	vs. San Diego, 1/12/14
	vs. Miami, 1/9/99
	vs. Houston, 1/4/92
12	vs. New England, 1/4/87
10	at Indianapolis, 1/4/04
	vs. Cleveland, 1/17/88

#### MOST FIRST DOWNS PASSING

21	vs. New England, 1/19/14
18	at L.A. Raiders, 1/9/94
16	vs. N.Y. Giants, 1/25/87
15	vs. Baltimore, 1/12/13 (2 OT)
15	at Pittsburgh, 1/11/98
14	at Indianapolis, 1/9/05
	vs. Atlanta, 1/31/99
	vs. Cleveland, 1/14/90
	at Seattle, 12/24/83
13	Four times (last: vs. Seattle, 2/2/14)

#### MOST FIRST DOWNS BY PENALTY

6	vs. Baltimore, 1/12/13 (2 OT)
4	at L.A. Raiders, 1/9/94
3	vs. Seattle, 2/2/14
	vs. Pittsburgh, 1/22/06
	at Kansas City, 1/4/98
	vs. Cleveland, 1/17/88
	at Cleveland, 1/11/87 (OT)

### PUNTS

#### MOST PUNTS

9	at Baltimore, 12/31/00
8	vs. N.Y. Jets, 1/17/99
7	at New England, 1/14/12
	vs. Washington, 1/31/88
	at Cleveland, 1/11/87 (OT)

#### HIGHEST PUNTING AVERAGE (MIN. 4 PUNTS)

48.8	vs. Baltimore, 1/12/13 (2 OT) (5-244)
47.8	at Seattle, 12/24/83 (4-191)
46.4	vs. Cleveland, 1/14/90 (5-232)
46.0	vs. New England, 1/4/87 (6-276)
45.7	vs. New England, 1/14/06 (6-274)
44.3	at Houston, 12/23/79 (6-266)

#### HIGHEST NET PUNTING AVERAGE (MIN. 4 PUNTS)

44.4	vs. Baltimore, 1/12/13 (2 OT) (5-222)
41.0	vs. Pittsburgh, 1/8/12 (OT) (4-164)
40.3	at Buffalo, 1/12/92 (6-242)
40.0	vs. Pittsburgh, 12/30/84 (4-160)
39.5	vs. New England, 1/14/06 (6-237)
	vs. Oakland, 1/1/78 (4-158)

### PUNT RETURNS

#### MOST PUNT RETURNS

5	vs. N.Y. Jets, 1/17/99
4	at Baltimore, 12/31/00
	vs. Cleveland, 1/14/90
	vs. New England, 1/4/87
	vs. Dallas, 1/15/78
	vs. Oakland, 1/1/78

#### MOST YARDS ON PUNT RETURNS

90	vs. Baltimore, 1/12/13 (2 OT)
79	vs. N.Y. Jets, 1/17/99
66	vs. San Diego, 1/12/14
38	at L.A. Raiders, 1/9/94
36	at Kansas City, 1/4/98
	at Buffalo, 1/12/92
	vs. Cleveland, 1/14/90
35	vs. New England, 1/4/87

#### MOST PUNT RETURN TOUCHDOWNS

1	vs. Baltimore, 1/12/13 (2 OT)
---	-------------------------------

### KICKOFF RETURNS

#### MOST KICKOFF RETURNS

9	vs. San Francisco, 1/28/90
8	at Indianapolis, 1/9/05
6	at Indianapolis, 1/4/04
	vs. Jacksonville, 1/4/97
	at L.A. Raiders, 1/9/94
	at Seattle, 12/24/83
	at Pittsburgh, 12/30/78
	vs. Dallas, 1/15/78

#### MOST YARDS ON KICKOFF RETURNS

196	vs. San Francisco, 1/28/90
188	at Indianapolis, 1/9/05
173	vs. Dallas, 1/15/78
171	vs. Baltimore, 1/12/13 (2 OT)
133	at Indianapolis, 1/4/04
123	vs. Jacksonville, 1/4/97
121	vs. Pittsburgh, 1/22/06
119	vs. Pittsburgh, 1/7/90
118	at Seattle, 12/24/83
105	vs. Seattle, 2/2/14

#### MOST KICKOFF RETURN TOUCHDOWNS

1	vs. Baltimore, 1/12/13 (2 OT)
---	-------------------------------

### FIELD GOALS

#### MOST FIELD GOALS ATTEMPTED

4	vs. New England, 1/19/14
	vs. Atlanta, 1/31/99
	vs. Cleveland, 1/14/90
	vs. N.Y. Giants, 1/25/87
3	vs. Pittsburgh, 1/8/12 (OT)
	vs. N.Y. Jets, 1/17/99
	at Buffalo, 1/12/92
	at Cleveland, 1/11/87 (OT)
	vs. Pittsburgh, 12/30/84
	vs. Oakland, 1/1/78

#### MOST FIELD GOALS MADE

4	vs. New England, 1/19/14
3	vs. Pittsburgh, 1/8/12 (OT)
	vs. N.Y. Jets, 1/17/99
	vs. Cleveland, 1/14/90
	at Cleveland, 1/11/87 (OT)
	vs. New England, 1/14/06
2	vs. Atlanta, 1/31/99
	vs. Houston, 1/4/91
	vs. Houston, 1/10/88
	vs. N.Y. Giants, 1/25/87
	vs. New England, 1/4/87
	vs. Pittsburgh, 12/24/77

## POSTSEASON TEAM RECORDS — TURNOVERS / PENALTIES / DEFENSE

### FUMBLES

#### MOST BRONCOS FUMBLES

- 4 vs. Seattle, 2/2/14  
at Kansas City, 1/4/98  
at Buffalo, 1/12/92  
vs. Dallas, 1/15/78
- 3 Four times (last: vs. Jacksonville, 12/27/97)

#### MOST BRONCOS FUMBLES LOST

- 4 vs. Dallas, 1/15/78
- 2 Seven times (last: vs. Seattle, 2/2/14)

#### MOST OPPONENT FUMBLES

- 6 vs. Dallas, 1/15/78
- 4 vs. N.Y. Jets, 1/17/99  
at Pittsburgh, 12/30/78
- 3 Six times (last: vs. New England, 1/14/06)

#### MOST OPPONENT FUMBLES RECOVERED

- 4 vs. N.Y. Jets, 1/17/99
- 3 vs. New England, 1/14/06  
vs. Cleveland, 1/17/88
- 2 Five times (last: vs. Green Bay, 1/25/98)

### TURNOVERS

#### MOST TAKEAWAYS

- 6 vs. N.Y. Jets, 1/17/99 (2 INT / 4 FUM)

#### MOST GIVEAWAYS

- 8 vs. Dallas, 1/15/78 (4 INT / 4 FUM)

#### BEST TAKEAWAY RATIO

- +6 vs. N.Y. Jets, 1/17/99 (6 Takeaways / 0 Giveaways)

#### WORST TAKEAWAY RATIO

- 6 vs. Dallas, 1/15/78 (2 Takeaways / 8 Giveaways)

### PENALTIES

#### MOST PENALTIES

- 10 vs. Baltimore, 1/12/13 (2 OT)  
at L.A. Raiders, 1/9/94
- 9 vs. Jacksonville, 12/27/97
- 8 at Kansas City, 1/4/98  
vs. Jacksonville, 1/4/97  
at Pittsburgh, 12/30/78  
vs. Dallas, 1/15/78  
vs. Oakland, 1/1/78

#### MOST YARDS PENALIZED

- 104 at Pittsburgh, 12/30/78
- 97 at L.A. Raiders, 1/9/94
- 94 vs. Jacksonville, 12/27/97
- 87 vs. Baltimore, 1/12/13 (2 OT)
- 70 vs. Houston, 1/4/92  
at Houston, 12/23/79  
vs. Green Bay, 1/25/98
- 65 at Kansas City, 1/4/98  
vs. Jacksonville, 1/4/97
- 61 vs. Atlanta, 1/31/99

#### FEWEST PENALTIES

- 0 vs. San Francisco, 1/28/90
- 1 vs. Cleveland, 1/14/90  
vs. Pittsburgh, 12/30/84
- 2 vs. Pittsburgh, 1/7/90
- 3 Two times (last: vs. New England, 1/4/87)

#### FEWEST YARDS PENALIZED

- 0 vs. San Francisco, 1/28/90
- 5 vs. Cleveland, 1/14/90  
vs. Pittsburgh, 12/30/84
- 19 vs. Pittsburgh, 1/7/90
- 20 Four times (last: vs. Pittsburgh, 1/22/06)

### TOTAL DEFENSE

#### FEWEST TOTAL PLAYS ALLOWED

- 49 vs. San Diego, 1/12/14  
vs. Jacksonville, 12/27/97
- 51 vs. Miami, 1/9/99
- 53 at L.A. Raiders, 1/9/94  
at Seattle, 12/24/83  
at Indianapolis, 1/4/04  
vs. New England, 1/4/87
- 55 vs. Seattle, 2/2/14  
at Baltimore, 12/31/00  
vs. Houston, 1/4/92

#### FEWEST TOTAL YARDS ALLOWED

- 213 at Buffalo, 1/12/92 (104 rush/109 pass)
- 237 vs. Jacksonville, 12/27/97 (50/187)
- 240 at Baltimore, 12/31/00 (122/118)
- 252 vs. Miami, 1/9/99 (14/238)
- 256 vs. Cleveland, 1/14/90 (66/190)
- 259 vs. San Diego, 1/12/14 (65/194)
- 271 vs. New England, 1/4/87 (121/150)
- 282 at Houston, 12/23/79 (135/147)
- 298 vs. Oakland, 1/1/78 (94/204)
- 303 at Kansas City, 1/4/98 (77/226)

#### LOWEST AVERAGE YIELD PER PLAY

- 3.5 at Buffalo, 1/12/92 (63-213)
- 4.0 vs. Pittsburgh, 12/24/77 (76-304)
- 4.1 vs. Cleveland, 1/14/90 (62-256)
- 4.1 vs. Oakland, 1/1/78 (72-298)

### RUSHING DEFENSE

#### FEWEST RUSHES ALLOWED

- 13 vs. N.Y. Jets, 1/17/99  
vs. Miami, 1/9/99
- 14 vs. Jacksonville, 12/27/97  
vs. Cleveland, 1/14/90
- 16 vs. New England, 1/19/14
- 18 vs. San Diego, 1/12/14
- 19 vs. Houston, 1/4/92
- 20 vs. Green Bay, 1/25/98
- 21 vs. New England, 1/14/06
- 23 Three times (last: vs. Pittsburgh, 1/8/12) (OT)

#### FEWEST RUSHING YARDS ALLOWED

- 14 vs. N.Y. Jets, 1/17/99  
vs. Miami, 1/9/99
- 50 vs. Jacksonville, 12/27/97
- 64 vs. New England, 1/19/14
- 65 vs. San Diego, 1/12/14
- 66 vs. Cleveland, 1/14/90
- 73 vs. Houston, 1/10/88
- 76 at Indianapolis, 1/9/05
- 77 at Kansas City, 1/4/98
- 79 vs. New England, 1/14/06

#### LOWEST AVERAGE YIELD PER RUSH (MIN. 10 RUSHES)

- 1.1 vs. N.Y. Jets, 1/17/99 (13-14)  
vs. Miami, 1/9/99 (13-14)
- 2.6 vs. Oakland, 1/1/78 (36-94)
- 2.7 vs. Pittsburgh, 1/22/06 (33-90)
- 2.8 vs. Houston, 1/10/88 (26-73)
- 3.0 at Buffalo, 1/12/92 (35-104)
- 3.0 at Cleveland, 1/11/87 (33-100) (OT)

### PASSING DEFENSE

#### FEWEST PASS ATTEMPTS ALLOWED

- 13 at Seattle, 12/24/83
- 15 at Baltimore, 12/31/00
- 19 at L.A. Raiders, 1/9/94
- 22 at Houston, 12/23/79
- 24 vs. New England, 1/4/87
- 25 at Buffalo, 1/12/92  
vs. N.Y. Giants, 1/25/87
- 26 vs. Seattle, 2/2/14
- 27 vs. San Diego, 1/12/14
- 28 Two times (last: vs. Pittsburgh, 12/30/84)

## POSTSEASON TEAM RECORDS — DEFENSE / MISCELLANEOUS

### FEWEST COMPLETIONS ALLOWED

9	at Baltimore, 12/31/00
10	at Houston, 12/23/79
12	at Seattle, 12/24/83
13	at L.A. Raiders, 1/9/94
	at Buffalo, 1/12/92
	vs. New England, 1/4/87
16	at Pittsburgh, 12/30/78
17	Two times (last: vs. Pittsburgh, 12/30/84)

### LOWEST COMPLETION PCT. ALLOWED (MIN. 10 ATTEMPTS)

.432	vs. Cleveland, 1/14/90 (19-44)
.455	at Houston, 12/23/79 (10-22)
.486	vs. Oakland, 1/1/78 (17-35)
.500	at Pittsburgh, 1/11/98 (18-36)
.514	vs. Pittsburgh, 12/24/77 (19-37)
.520	at Buffalo, 1/12/92 (13-25)
.529	vs. Baltimore, 1/12/13 (2 OT) (18-34)
.542	vs. New England, 1/4/87 (13-24)
.543	vs. Atlanta, 1/31/99 (19-35)
.550	vs. Pittsburgh, 1/8/12 (OT)

### FEWEST YARDS PASSING ALLOWED (NET YARDS)

109	at Buffalo, 1/12/92
118	at Baltimore, 12/31/00
147	at Houston, 12/23/79
150	vs. New England, 1/4/87
177	vs. Pittsburgh, 12/24/77
179	at Seattle, 12/24/83
182	vs. Dallas, 1/15/78
187	vs. Jacksonville, 12/27/97
190	vs. Cleveland, 1/14/90
193	at Pittsburgh, 1/11/98

### MOST OPPONENT PASSES INTERCEPTED

3	vs. Atlanta, 1/31/99
	at Pittsburgh, 1/11/98
	vs. Cleveland, 1/14/90
	vs. Pittsburgh, 12/24/77
2	Seven times (last: vs. New England, 1/14/06)

### MOST YARDS ON INTERCEPTION RETURNS

136	vs. Atlanta, 1/31/99
105	vs. New England, 1/14/06
75	vs. Houston, 1/10/88
64	vs. Pittsburgh, 12/24/77
48	vs. N.Y. Jets, 1/17/99
	vs. Miami, 1/9/99
40	at Cleveland, 1/11/87 (OT)
14	vs. Cleveland, 1/14/90
	vs. Oakland, 1/1/78

### MOST SACKS

6	vs. New England, 1/4/87
5	vs. Dallas, 1/15/78
4	vs. San Diego, 1/12/14
	at Kansas City, 1/4/98
	vs. Cleveland, 1/14/90
3	at Pittsburgh, 1/11/98
	vs. Jacksonville, 12/27/97

### MOST YARDS ON SACKS

44	vs. New England, 1/4/87
35	vs. Dallas, 1/15/78
34	at Kansas City, 1/4/98
23	vs. San Diego, 1/12/14
21	vs. New England, 1/19/14
	at Seattle, 12/24/83
20	vs. Cleveland, 1/14/90
	vs. Cleveland, 1/17/88

## PUNTING

### MOST OPPONENT PUNTS

10	at Baltimore, 12/31/00
9	vs. New England, 1/4/87
8	vs. Baltimore, 1/12/13 (2 OT)
	at Buffalo, 1/12/92
	vs. Cleveland, 1/14/90
7	vs. N.Y. Jets, 1/17/99

### LOWEST OPPONENT PUNTING AVERAGE (MIN. 4 PUNTS)

29.5	vs. Jacksonville, 12/27/97 (4-118)
35.5	vs. Green Bay, 1/25/98 (4-142)
36.0	vs. Oakland, 1/1/78 (5-180)
37.0	vs. Pittsburgh, 1/22/06 (4-148)
37.5	vs. Washington, 1/31/88 (4-150)

## FIRST DOWNS

### FEWEST OPPONENT FIRST DOWNS

12	at Buffalo, 1/12/92
	vs. New England, 1/4/87
13	vs. San Diego, 1/12/14
	at Baltimore, 12/31/00
14	vs. Miami, 1/9/99
	vs. Jacksonville, 12/27/97
	vs. Cleveland, 1/14/90
15	vs. New England, 1/14/06
17	Three times (last: vs. Seattle, 2/2/14)

### FEWEST OPPONENT RUSHING FIRST DOWNS

1	vs. San Diego, 1/12/14
	vs. N.Y. Jets, 1/17/99
	vs. Miami, 1/9/99
3	vs. New England, 1/14/06
	vs. Jacksonville, 12/27/97
	vs. Cleveland, 1/14/90
4	vs. New England, 1/19/14
	vs. Baltimore, 1/12/13 (2 OT)
	vs. Green Bay, 1/25/98
	at Kansas City, 1/4/98
	at Cleveland, 1/11/87 (OT)

### FEWEST OPPONENT PASSING FIRST DOWNS

5	at Buffalo, 1/12/92
6	vs. New England, 1/4/87
	at Houston, 12/23/79
7	at Baltimore, 12/31/00
8	vs. Dallas, 1/15/78
	vs. Pittsburgh, 12/24/77
9	vs. Jacksonville, 12/27/97

### FEWEST OPPONENT FIRST DOWNS BY PENALTY

0	11 times (last: vs. New England, 1/19/14)
---	---

## PENALTIES

### MOST OPPONENT PENALTIES

17	at L.A. Raiders, 1/9/94
13	vs. Houston, 1/4/92
12	vs. Dallas, 1/15/78
11	at Pittsburgh, 12/30/78
10	vs. Seattle, 2/2/14
	vs. Miami, 1/9/99
	vs. Houston, 1/10/88
	vs. Pittsburgh, 12/24/77
9	vs. Green Bay, 1/25/98
	vs. Jacksonville, 12/27/97
	vs. Cleveland, 1/11/87 (OT)

### MOST OPPONENT PENALTY YARDS

130	at L.A. Raiders, 1/9/94
104	vs. Seattle, 2/2/14
94	vs. Dallas, 1/15/78
88	at Pittsburgh, 12/30/78
85	vs. Houston, 1/4/92

## SCORING DEFENSE

### FEWEST POINTS ALLOWED

3	vs. Miami, 1/9/99
10	vs. N.Y. Jets, 1/17/99
	at Kansas City, 1/4/98
	at Buffalo, 1/12/92
	vs. Houston, 1/10/88
13	vs. New England, 1/14/06
	at Houston, 12/23/79
16	vs. New England, 1/19/14
17	vs. San Diego, 1/12/14
	vs. Jacksonville, 12/27/97
	vs. New England, 1/4/87
	vs. Oakland, 1/1/78



## ALL-TIME 1,000-YARD RUSHING SEASONS

Player	Year	Att.	Yards	Avg.	TD
Floyd Little	1971	284	1,133	4.0	6
Otis Armstrong	1974	263	1,407	5.3	9
Otis Armstrong	1976	247	1,008	4.1	5
Sammy Winder	1984	296	1,153	3.9	4
Bobby Humphrey	1989	294	1,151	3.9	7
Bobby Humphrey	1990	288	1,202	4.2	7
Gaston Green	1991	261	1,037	4.0	4
Terrell Davis	1995	237	1,117	4.7	7
Terrell Davis	1996	345	1,538	4.5	13
Terrell Davis	1997	369	1,750	4.7	15
Terrell Davis	1998	392	2,008	5.1	21
Olandis Gary	1999	276	1,159	4.2	7
Mike Anderson	2000	297	1,487	5.0	19
Clinton Portis	2002	273	1,508	5.5	15
Clinton Portis	2003	290	1,591	5.5	14
Reuben Droughns	2004	275	1,240	4.5	6
Mike Anderson	2005	239	1,014	4.2	12
Tatum Bell	2006	233	1,025	4.4	2
Willis McGahee	2011	249	1,199	4.8	4
Knowshon Moreno	2013	241	1,038	4.3	10

**TOTALS (20)** — Terrell Davis 2, Mike Anderson 2, Otis Armstrong 2, Bobby Humphrey 2, Clinton Portis 2, Tatum Bell 1, Reuben Droughns 1, Olandis Gary 1, Gaston Green 1, Floyd Little 1, Willis McGahee 1, Knowshon Moreno 1, Sammy Winder 1.

## ALL-TIME 1,000-YARD RECEIVING SEASONS

Player	Year	Rec.	Yards	Avg.	TD
Lionel Taylor	1960	92	1,235	13.4	12
Lionel Taylor	1961	100	1,176	11.8	4
Lionel Taylor	1963	78	1,101	14.1	10
Lionel Taylor	1965	85	1,131	13.3	6
Steve Watson	1981	60	1,244	20.7	13
Steve Watson	1983	59	1,133	19.2	5
Steve Watson	1984	69	1,170	17.0	7
Vance Johnson	1989	76	1,095	14.4	7
Anthony Miller	1994	60	1,107	18.5	5
Shannon Sharpe	1994	87	1,010	11.6	4
Anthony Miller	1995	59	1,079	18.3	14
Shannon Sharpe	1996	80	1,062	13.3	10
Rod Smith	1997	70	1,180	16.9	12
Shannon Sharpe	1997	72	1,107	15.4	3
Rod Smith	1998	86	1,222	14.2	6
Ed McCaffrey	1998	64	1,053	16.5	10
Rod Smith	1999	79	1,020	12.9	4
Ed McCaffrey	1999	71	1,018	14.3	7
Rod Smith	2000	100	1,602	16.0	8
Ed McCaffrey	2000	101	1,317	13.0	9
Rod Smith	2001	113	1,343	11.9	11
Rod Smith	2002	89	1,027	11.5	5
Rod Smith	2004	79	1,144	14.5	7
Ashley Lelie	2004	54	1,084	20.1	7
Rod Smith	2005	85	1,105	13.0	6
Javon Walker	2006	69	1,084	15.7	6
Brandon Marshall	2007	102	1,325	13.0	7
Brandon Marshall	2008	104	1,265	12.2	6
Brandon Marshall	2009	101	1,120	11.1	10
Brandon Lloyd	2010	77	1,448	18.8	11
Demaryius Thomas	2012	94	1,434	15.3	10
Eric Decker	2012	85	1,064	12.5	13
Demaryius Thomas	2013	92	1,430	15.5	14
Eric Decker	2013	87	1,288	14.8	11

**TOTALS (34)** — Rod Smith 8, Lionel Taylor 4, Brandon Marshall 3, Ed McCaffrey 3, Shannon Sharpe 3, Steve Watson 3, Eric Decker 2, Anthony Miller 2, Demaryius Thomas 2, Vance Johnson 1, Ashley Lelie 1, Brandon Lloyd 1, Javon Walker 1.

## ALL-TIME 3,000-YARD PASSING SEASONS

Player	Year	Att.	Cmp.	Pct.	Yards	TD	INT	Rtg.
Frank Tripucka	1960	478	248	51.9	3,038	24	34	58.9
Craig Morton	1981	376	225	59.8	3,195	21	14	90.5
John Elway	1985	605	327	54.0	3,891	22	23	70.2
John Elway	1986	504	280	55.6	3,485	19	13	79.0
John Elway	1987	410	224	54.6	3,198	19	12	83.4
John Elway	1988	496	274	55.2	3,309	17	19	71.4
John Elway	1989	416	223	53.6	3,051	18	18	73.7
John Elway	1990	502	294	58.6	3,526	15	14	78.5
John Elway	1991	451	242	53.7	3,253	13	12	75.4
John Elway	1993	551	348	63.2	4,030	25	10	92.8
John Elway	1994	494	307	62.1	3,490	16	10	85.7
John Elway	1995	542	316	58.3	3,970	26	14	86.4
John Elway	1996	466	287	61.6	3,328	26	14	89.2
John Elway	1997	502	280	55.8	3,635	27	11	87.5
Brian Griese	1999	452	261	57.7	3,032	14	14	75.6
Brian Griese	2002	436	291	66.7	3,214	15	15	85.6
Jake Plummer	2004	521	303	58.2	4,089	27	20	84.5
Jake Plummer	2005	456	277	60.7	3,366	18	7	90.2
Jay Cutler	2007	467	297	63.6	3,497	20	14	88.1
Jay Cutler	2008	616	384	62.3	4,526	25	18	86.0
Kyle Orton	2009	541	336	62.1	3,802	21	12	86.8
Kyle Orton	2010	498	293	58.8	3,653	20	9	87.5
Peyton Manning	2012	583	400	68.6	4,659	37	11	105.9
Peyton Manning	2013	659	450	68.3	5,477	55	10	115.1

**TOTALS (24)** — John Elway 12, Jay Cutler 2, Brian Griese 2, Peyton Manning 2, Jake Plummer 2, Kyle Orton 2, Craig Morton 1, Frank Tripucka 1.

## OUTSTANDING PERFORMANCES

A Complete List of Denver's 100-Yard Rushing, 100-Yard Receiving and 300-Yard Passing Performances along with 100-Yard Rushing Halves and 100-Yard Rushing Quarters

### 100-Yard Rushing Games — 192 Total (183 regular season / 9 postseason)

Player	Performance	Date, Opponent
Don Stone	17-104, 1 TD	Oct. 6, 1963, vs. San Diego
Billy Joe	20-105, 0 TD	Nov. 17, 1963, vs. N.Y. Jets
Billy Joe	16-108, 1 TD	Nov. 15, 1964, vs. N.Y. Jets
Cookie Gilchrist	32-142, 0 TD	Sept. 24, 1965, at Boston
Cookie Gilchrist	16-119, 0 TD	Nov. 14, 1965, at Houston
Floyd Little	25-126, 1 TD	Oct. 27, 1968, vs. Miami
Floyd Little	30-147, 1 TD	Nov. 3, 1968, at Boston
Floyd Little	21-105, 1 TD	Sept. 14, 1969, vs. Boston
Floyd Little	15-104, 1 TD	Sept. 21, 1969, vs. N.Y. Jets
Floyd Little	29-166, 1 TD	Oct. 19, 1969, at Cincinnati
Floyd Little	16-140, 1 TD	Oct. 25, 1970, at San Francisco
Bobby Anderson	25-106, 1 TD	Oct. 17, 1971, vs. San Diego
Floyd Little	25-113, 1 TD	Oct. 24, 1971, at Cleveland
Floyd Little	24-123, 1 TD	Oct. 31, 1971, at Philadelphia
Floyd Little	22-101, 0 TD	Nov. 14, 1971, vs. Cincinnati
Floyd Little	29-125, 0 TD	Dec. 5, 1971, vs. Chicago
Floyd Little	22-101, 0 TD	Sept. 17, 1972, vs. Houston
Floyd Little	18-100, 2 TD	Oct. 15, 1972, vs. Minnesota
Floyd Little	14-124, 1 TD	Nov. 5, 1972, at N.Y. Giants
Floyd Little	19-123, 1 TD	Oct. 14, 1973, at Houston
Joe Dawkins	30-117, 0 TD	Oct. 28, 1973, at N.Y. Jets
Floyd Little	22-109, 2 TD	Nov. 11, 1973, vs. San Diego
Otis Armstrong	19-131, 0 TD	Sept. 22, 1974, vs. Pittsburgh
Otis Armstrong	17-142, 1 TD	Oct. 27, 1974, at Cleveland
Otis Armstrong	19-110, 1 TD	Nov. 10, 1974, at Baltimore
Otis Armstrong	29-146, 0 TD	Nov. 24, 1974, at Oakland
Jon Keyworth	15-148, 1 TD	Nov. 24, 1974, at Oakland
Otis Armstrong	24-144, 1 TD	Nov. 28, 1974, at Detroit
Otis Armstrong	31-183, 3 TD	Dec. 8, 1974, vs. Houston
Otis Armstrong	18-142, 0 TD	Dec. 15, 1974, at San Diego
Jon Keyworth	20-132, 0 TD	Nov. 30, 1975, vs. San Diego
Otis Armstrong	16-101, 1 TD	Oct. 24, 1976, at Kansas City
Otis Armstrong	18-116, 0 TD	Nov. 7, 1976, vs. Tampa Bay
Otis Armstrong	26-116, 1 TD	Dec. 12, 1976, at Chicago
Norris Weese	12-120, 0 TD	Dec. 12, 1976, at Chicago
Otis Armstrong	21-120, 0 TD	Nov. 20, 1977, at Kansas City
Rob Lytle	16-110, 1 TD	Nov. 19, 1978, vs. Green Bay
Rob Lytle	18-102, 1 TD	Nov. 25, 1979, vs. Oakland
Otis Armstrong	22-107, 1 TD	Oct. 13, 1980, vs. Washington
Otis Armstrong	25-106, 1 TD	Oct. 26, 1980, at N.Y. Giants
Sammy Winder	20-119, 0 TD	Sept. 25, 1983, vs. L.A. Raiders
Sammy Winder	29-165, 0 TD	Oct. 9, 1983, at Houston
Sammy Winder	31-139, 1 TD	Sept. 23, 1984, vs. Kansas City
Sammy Winder	34-126, 0 TD	Oct. 28, 1984, at L.A. Raiders
Sammy Winder	20-103, 2 TD	Sept. 29, 1985, vs. Miami
Sammy Winder	20-104, 2 TD	Sept. 21, 1986, at Philadelphia
Sammy Winder	19-102, 0 TD	Jan. 4, 1987, vs. New England*
Joe Dudek	23-128, 2 TD	Oct. 12, 1987, vs. L.A. Raiders
Tony Dorsett	23-113, 1 TD	Sept. 11, 1988, vs. San Diego
Tony Dorsett	32-119, 2 TD	Sept. 26, 1988, vs. L.A. Raiders
Sammy Winder	17-100, 0 TD	Oct. 9, 1988, at San Francisco
Bobby Humphrey	23-102, 1 TD	Oct. 8, 1989, vs. San Diego
Bobby Humphrey	25-105, 2 TD	Nov. 5, 1989, vs. Pittsburgh
Bobby Humphrey	31-110, 0 TD	Nov. 20, 1989, at Washington
Bobby Humphrey	31-125, 0 TD	Dec. 3, 1989, at L.A. Raiders
Bobby Humphrey	23-128, 0 TD	Dec. 16, 1989, at Phoenix
Bobby Humphrey	19-132, 2 TD	Sept. 17, 1990, vs. Kansas City
Bobby Humphrey	25-129, 0 TD	Sept. 23, 1990, vs. Seattle
Bobby Humphrey	34-177, 1 TD	Sept. 30, 1990, at Buffalo
Bobby Humphrey	20-106, 1 TD	Oct. 8, 1990, vs. Cleveland
Gaston Green	24-116, 0 TD	Sept. 1, 1991, vs. Cincinnati
Gaston Green	24-127, 3 TD	Sept. 22, 1991, vs. San Diego
Gaston Green	26-158, 0 TD	Sept. 29, 1991, at Minnesota
Greg Lewis	19-111, 1 TD	Nov. 3, 1991, vs. Pittsburgh
Gaston Green	18-103, 0 TD	Nov. 10, 1991, vs. L.A. Raiders
Gaston Green	24-133, 1 TD	Nov. 17, 1991, at Kansas City
Rod Bernstine	23-101, 0 TD	Oct. 18, 1993, vs. L.A. Raiders
Rod Bernstine	21-103, 0 TD	Dec. 18, 1993, at Chicago

## OUTSTANDING PERFORMANCES, CONT.

### 100-Yard Rushing Games, cont.

Player.....	Performance .....	Date, Opponent .....
Leonard Russell.....	24-103, 0 TD.....	Oct. 9, 1994, at Seattle
Leonard Russell.....	19-109, 1 TD.....	Nov. 13, 1994, vs. Seattle
Terrell Davis.....	22-135, 1 TD.....	Nov. 5, 1995, vs. Arizona
Terrell Davis.....	30-176, 1 TD.....	Nov. 19, 1995, vs. San Diego
Terrell Davis.....	19-110, 1 TD.....	Nov. 26, 1995, at Houston
Glyn Milburn.....	18-131, 0 TD.....	Dec. 10, 1995, vs. Seattle
Aaron Craver.....	20-108, 1 TD.....	Dec. 24, 1995, at Oakland
Terrell Davis.....	28-111, 0 TD.....	Sept. 8, 1996, at Seattle
Terrell Davis.....	22-137, 1 TD.....	Sept. 15, 1996, vs. Tampa Bay
Terrell Davis.....	19-141, 2 TD.....	Sept. 22, 1996, at Kansas City
Terrell Davis.....	24-112, 0 TD.....	Sept. 29, 1996, at Cincinnati
Terrell Davis.....	28-194, 2 TD.....	Oct. 20, 1996, vs. Baltimore
Terrell Davis.....	32-154, 2 TD.....	Nov. 17, 1996, at New England
Terrell Davis.....	26-106, 1 TD.....	Dec. 1, 1996, at Seattle
Terrell Davis.....	26-101, 1 TD.....	Aug. 31, 1997, vs. Kansas City
Terrell Davis.....	21-107, 1 TD.....	Sept. 7, 1997, at Seattle
Terrell Davis.....	21-103, 0 TD.....	Sept. 14, 1997, vs. St. Louis
Terrell Davis.....	27-215, 1 TD.....	Sept. 21, 1997, vs. Cincinnati
Terrell Davis.....	32-171, 2 TD.....	Oct. 6, 1997, vs. New England
Terrell Davis.....	42-207, 1 TD.....	Oct. 26, 1997, at Buffalo
Terrell Davis.....	21-101, 0 TD.....	Nov. 2, 1997, vs. Seattle
Terrell Davis.....	21-104, 0 TD.....	Nov. 9, 1997, vs. Carolina
Terrell Davis.....	34-127, 0 TD.....	Nov. 16, 1997, at Kansas City
Terrell Davis.....	26-178, 1 TD.....	Nov. 30, 1997, at San Diego
Terrell Davis.....	31-184, 2 TD.....	Dec. 27, 1997, vs. Jacksonville*
Derek Loville.....	11-103, 2 TD.....	Dec. 27, 1997, vs. Jacksonville*
Terrell Davis.....	25-101, 2 TD.....	Jan. 4, 1998, at Kansas City*
Terrell Davis.....	26-139, 1 TD.....	Jan. 11, 1998, at Pittsburgh*
Terrell Davis.....	30-157, 3 TD.....	Jan. 25, 1998, vs. Green Bay†
Terrell Davis.....	23-191, 3 TD.....	Sept. 13, 1998, vs. Dallas
Terrell Davis.....	28-104, 0 TD.....	Sept. 20, 1998, at Oakland
Terrell Davis.....	21-119, 1 TD.....	Sept. 27, 1998, at Washington
Terrell Davis.....	20-168, 2 TD.....	Oct. 4, 1998, vs. Philadelphia
Terrell Davis.....	30-208, 1 TD.....	Oct. 11, 1998, at Seattle
Terrell Davis.....	31-136, 3 TD.....	Oct. 25, 1998, vs. Jacksonville
Terrell Davis.....	27-149, 2 TD.....	Nov. 1, 1998, at Cincinnati
Terrell Davis.....	18-111, 1 TD.....	Nov. 16, 1998, at Kansas City
Terrell Davis.....	31-162, 1 TD.....	Nov. 22, 1998, vs. Oakland
Terrell Davis.....	28-147, 1 TD.....	Dec. 13, 1998, at N.Y. Giants
Terrell Davis.....	29-178, 0 TD.....	Dec. 27, 1998, vs. Seattle
Terrell Davis.....	21-199, 2 TD.....	Jan. 9, 1999, vs. Miami*
Terrell Davis.....	32-167, 1 TD.....	Jan. 17, 1999, vs. N.Y. Jets*
Terrell Davis.....	25-102, 0 TD.....	Jan. 31, 1999, vs. Atlanta‡
Olandis Gary.....	37-124, 1 TD.....	Oct. 17, 1999, vs. Green Bay
Olandis Gary.....	30-108, 2 TD.....	Nov. 7, 1999, at San Diego
Olandis Gary.....	22-183, 0 TD.....	Dec. 19, 1999, vs. Seattle
Olandis Gary.....	29-185, 1 TD.....	Dec. 25, 1999, at Detroit
Mike Anderson.....	31-131, 2 TD.....	Sept. 10, 2000, vs. Atlanta
Mike Anderson.....	32-187, 0 TD.....	Sept. 17, 2000, at Oakland
Mike Anderson.....	20-103, 1 TD.....	Oct. 15, 2000, vs. Cleveland
Terrell Davis.....	33-115, 1 TD.....	Nov. 5, 2000, at N.Y. Jets
Mike Anderson.....	30-195, 2 TD.....	Nov. 26, 2000, at Seattle
Mike Anderson.....	37-251, 4 TD.....	Dec. 3, 2000, at New Orleans
Mike Anderson.....	29-131, 2 TD.....	Dec. 10, 2000, vs. Seattle
Terrell Davis.....	21-101, 0 TD.....	Sept. 10, 2001, vs. N.Y. Giants
Mike Anderson.....	22-155, 1 TD.....	Oct. 7, 2001, vs. Kansas City
Mike Anderson.....	33-118, 1 TD.....	Nov. 22, 2001, at Dallas
Terrell Davis.....	19-109, 0 TD.....	Dec. 9, 2001, vs. Seattle
Clinton Portis.....	18-103, 1 TD.....	Sept. 22, 2002, vs. Buffalo
Clinton Portis.....	20-102, 0 TD.....	Oct. 6, 2002, vs. San Diego
Clinton Portis.....	26-111, 2 TD.....	Oct. 27, 2002, at New England
Clinton Portis.....	23-136, 0 TD.....	Nov. 17, 2002, at Seattle
Clinton Portis.....	23-159, 2 TD.....	Dec. 1, 2002, at San Diego
Clinton Portis.....	24-103, 0 TD.....	Dec. 8, 2002, at N.Y. Jets
Clinton Portis.....	21-130, 3 TD.....	Dec. 15, 2002, vs. Kansas City
Clinton Portis.....	24-228, 2 TD.....	Dec. 29, 2002, vs. Arizona
Clinton Portis.....	24-120, 2 TD.....	Sept. 7, 2003, at Cincinnati
Clinton Portis.....	12-129, 0 TD.....	Sept. 14, 2003, at San Diego
Clinton Portis.....	23-141, 1 TD.....	Oct. 5, 2003, at Kansas City
Clinton Portis.....	25-117, 1 TD.....	Oct. 19, 2003, at Minnesota
Clinton Portis.....	26-111, 1 TD.....	Nov. 3, 2003, vs. New England

## OUTSTANDING PERFORMANCES, CONT.

### 100-Yard Rushing Games, cont.

Player	Performance	Date	Opponent
Clinton Portis	25-106, 0 TD	Nov. 16, 2003	vs. San Diego
Clinton Portis	14-165, 0 TD	Nov. 23, 2003	vs. Chicago
Clinton Portis	34-170, 2 TD	Nov. 30, 2003	at Oakland
Clinton Portis	22-218, 5 TD	Dec. 7, 2003	vs. Kansas City
Clinton Portis	38-139, 2 TD	Dec. 14, 2003	vs. Cleveland
Quentin Griffin	28-136, 0 TD	Dec. 21, 2003	at Indianapolis
Quentin Griffin	23-156, 2 TD	Sept. 12, 2004	vs. Kansas City
Reuben Droughns	30-193, 0 TD	Oct. 10, 2004	vs. Carolina
Reuben Droughns	38-176, 1 TD	Oct. 17, 2004	at Oakland
Reuben Droughns	24-110, 0 TD	Oct. 25, 2004	at Cincinnati
Reuben Droughns	29-120, 0 TD	Nov. 7, 2004	vs. Houston
Reuben Droughns	28-166, 1 TD	Nov. 21, 2004	at New Orleans
Reuben Droughns	28-102, 1 TD	Nov. 28, 2004	vs. Oakland
Tatum Bell	17-123, 2 TD	Dec. 12, 2004	vs. Miami
Mike Anderson	23-115, 0 TD	Oct. 2, 2005	at Jacksonville
Tatum Bell	12-127, 2 TD	Oct. 9, 2005	vs. Washington
Tatum Bell	13-114, 1 TD	Oct. 16, 2005	vs. New England
Mike Anderson	24-120, 1 TD	Oct. 23, 2005	at N.Y. Giants
Mike Anderson	21-126, 1 TD	Oct. 30, 2005	vs. Philadelphia
Tatum Bell	14-107, 2 TD	Oct. 30, 2005	vs. Philadelphia
Mike Anderson	26-113, 3 TD	Nov. 20, 2005	vs. N.Y. Jets
Tatum Bell	15-103, 0 TD	Sept. 10, 2006	at St. Louis
Tatum Bell	27-123, 0 TD	Sept. 24, 2006	at New England
Tatum Bell	24-115, 1 TD	Oct. 22, 2006	at Cleveland
Mike Bell	15-136, 2 TD	Oct. 29, 2006	vs. Indianapolis
Tatum Bell	23-133, 0 TD	Dec. 3, 2006	vs. Seattle
Travis Henry	17-116, 0 TD	Dec. 10, 2006	at San Diego
Travis Henry	23-139, 0 TD	Sept. 9, 2007	at Buffalo
Travis Henry	26-128, 0 TD	Sept. 16, 2007	vs. Oakland
Travis Henry	26-131, 0 TD	Sept. 30, 2007	at Indianapolis
Selvin Young	20-109, 1 TD	Nov. 11, 2007	at Kansas City
Selvin Young	17-156, 0 TD	Dec. 9, 2007	vs. Kansas City
Michael Pittman	20-109, 0 TD	Oct. 12, 2008	vs. Jacksonville
Peyton Hillis	22-129, 1 TD	Nov. 30, 2008	at N.Y. Jets
Correll Buckhalter	14-108, 0 TD	Sept. 27, 2009	at Oakland
Correll Buckhalter	12-113, 0 TD	Dec. 6, 2009	at Kansas City
Knowshon Moreno	22-106, 0 TD	Nov. 14, 2010	vs. Kansas City
Knowshon Moreno	23-161, 0 TD	Dec. 5, 2010	at Kansas City
Willis McGahee	28-101, 1 TD	Sept. 18, 2011	vs. Cincinnati
Willis McGahee	15-103, 0 TD	Oct. 2, 2011	at Green Bay
Willis McGahee	16-125, 0 TD	Oct. 9, 2011	vs. San Diego
Willis McGahee	20-163, 2 TD	Nov. 6, 2011	at Oakland
Tim Tebow	13-118, 0 TD	Nov. 6, 2011	at Oakland
Willis McGahee	23-117, 0 TD	Nov. 27, 2011	at San Diego
Willis McGahee	20-111, 1 TD	Dec. 4, 2011	at Minnesota
Willis McGahee	28-145, 0 TD	Jan. 1, 2012	vs. Kansas City
Willis McGahee	22-113, 2 TD	Sept. 17, 2012	at Atlanta
Willis McGahee	19-112, 1 TD	Sept. 30, 2012	vs. Oakland
Willis McGahee	23-122, 1 TD	Oct. 28, 2012	vs. New Orleans
Knowshon Moreno	32-119, 1 TD	Dec. 6, 2012	at Oakland
Knowshon Moreno	21-115, 1 TD	Dec. 16, 2012	at Baltimore
Knowshon Moreno	37-224, 1 TD	Nov. 24, 2013	at New England
Montee Ball	13-117, 0 TD	Dec. 1, 2013	at Kansas City

(\* Denotes postseason game; † Denotes Super Bowl XXXII; ‡ Denotes Super Bowl XXXIII)

**TOTALS** — Terrell Davis 41 (includes seven postseason games), Clinton Portis 18, Floyd Little 15, Otis Armstrong 13, Mike Anderson 12, Willis McGahee 10, Tatum Bell 9, Bobby Humphrey 9, Sammy Winder 8 (includes one postseason game), Reuben Droughns 6, Gaston Green 5, Knowshon Moreno 5, Olandis Gary 4, Travis Henry 3, Rod Bernstine 2, Correll Buckhalter 2, Tony Dorsett 2, Cookie Gilchrist 2, Quentin Griffin 2, Billy Joe 2, Jon Keyworth 2, Rob Lytle 2, Leonard Russell 2, Selvin Young 2, Bobby Anderson 1, Montee Ball 1, Mike Bell 1, Aaron Craver 1, Joe Dawkins 1, Joe Dudek 1, Peyton Hillis 1, Greg Lewis 1, Derek Loville 1 (postseason), Glyn Milburn 1, Michael Pittman 1, Donnie Stone 1, Tim Tebow 1, Norris Weese 1.

#### Most 100-yard games, season

- 11—Terrell Davis, 1998
- 10—Clinton Portis, 2003
- 10—Terrell Davis, 1997
- 8—Clinton Portis, 2002
- 7—Willis McGahee, 2011
- 7—Terrell Davis, 1996
- 7—Otis Armstrong, 1974
- 6—Reuben Droughns, 2004
- 6—Mike Anderson, 2000
- 5—Tatum Bell, 2006
- 5—Gaston Green, 1991
- 5—Bobby Humphrey, 1989

#### Most Consecutive 100-yard games

- 7—Terrell Davis, 1998
- 6—Clinton Portis 2003
- 4—Terrell Davis, 1997 (3x; incl. 1 in postseason)
- 4—Terrell Davis, 1996
- 4—Bobby Humphrey, 1990
- 4—Otis Armstrong, 1974

#### Most 100-yard games by a rookie

- 8—Clinton Portis, 2002
- 6—Mike Anderson, 2000
- 5—Bobby Humphrey, 1989
- 4—Olandis Gary, 1999
- 3—Terrell Davis, 1995

## OUTSTANDING PERFORMANCES, CONT.

### 100-Yard Rushing Halves — 42 Total (39 regular season / 3 postseason)

Rank	Player	Date	Opponent	Half	Carries	Half total	Game total
No. 1	Clinton Portis	Dec. 7, 2003	vs. Kansas City	2nd	10	<b>188</b>	218
No. 2	Olandis Gary	Dec. 25, 1999	at Detroit	2nd	21	<b>174</b>	185
No. 3	Terrell Davis	Oct. 4, 1998	vs. Philadelphia	1st	20	<b>168</b>	168
No. 4	Terrell Davis	Sept. 13, 1998	vs. Dallas	1st	12	<b>154</b>	191
No. 5	Mike Anderson	Nov. 26, 2000	at Seattle	2nd	18	<b>153</b>	195
No. 6	Mike Anderson	Dec. 3, 2000	at New Orleans	1st	17	<b>146</b>	251
No. 7	Willis McGahee	Nov. 6, 2011	at Oakland	2nd	12	<b>145</b>	163
No. 8	Selvin Young	Dec. 9, 2007	vs. Kansas City	1st	11	<b>143</b>	156
No. 9	Mike Bell	Oct. 29, 2006	vs. Indianapolis	2nd	14	<b>135</b>	136
	Terrell Davis	Oct. 11, 1998	at Seattle	2nd	15	<b>135</b>	208
No. 11	Terrell Davis	Sept. 21, 1997	vs. Cincinnati	2nd	12	<b>130</b>	215
	Terrell Davis	Sept. 22, 1996	at Kansas City	1st	14	<b>130</b>	141
No. 13	Clinton Portis	Sept. 14, 2003	at San Diego	1st	12	<b>129</b>	129
	Terrell Davis	Jan. 9, 1999	vs. Miami*	1st	16	<b>129</b>	199
No. 15	Terrell Davis	Oct. 26, 1997	at Buffalo	1st	21	<b>124</b>	207
No. 16	Clinton Portis	Dec. 29, 2002	vs. Arizona	1st	8	<b>120</b>	228
No. 17	Terrell Davis	Oct. 20, 1996	vs. Baltimore	1st	9	<b>118</b>	194
No. 18	Knowshon Moreno	Nov. 24, 2013	at New England	2nd	19	<b>117</b>	224
	Floyd Little	Oct. 25, 1970	at San Francisco	1st	9	<b>117</b>	140
No. 20	Gaston Green	Sept. 22, 1991	vs. San Diego	2nd	15	<b>115</b>	127
No. 21	Terrell Davis	Oct. 6, 1997	vs. New England	2nd	18	<b>114</b>	171
No. 22	Otis Armstrong	Dec. 8, 1974	vs. Houston	1st	16	<b>113</b>	183
No. 23	Tatum Bell	Dec. 3, 2006	vs. Seattle	1st	15	<b>112</b>	133
No. 24	Quentin Griffin	Sept. 12, 2004	vs. Kansas City	2nd	15	<b>111</b>	156
No. 25	Clinton Portis	Oct. 5, 2003	at Kansas City	2nd	15	<b>110</b>	141
	Terrell Davis	Nov. 22, 1998	vs. Oakland	1st	19	<b>110</b>	162
	Otis Armstrong	Sept. 22, 1974	vs. Pittsburgh	2nd	14	<b>110</b>	131
No. 28	Mike Anderson	Sept. 17, 2000	at Oakland	2nd	16	<b>109</b>	187
No. 29	Clinton Portis	Dec. 29, 2002	vs. Arizona	2nd	16	<b>108</b>	228
	Terrell Davis	Nov. 16, 1997	at Kansas City	1st	19	<b>108</b>	127
No. 31	Knowshon Moreno	Nov. 24, 2013	at New England	1st	18	<b>107</b>	224
	Jon Keyworth	Nov. 30, 1975	vs. San Diego	1st	15	<b>107</b>	132
No. 33	Travis Henry	Sept. 30, 2007	at Indianapolis	1st	20	<b>106</b>	131
	Reuben Droughns	Nov. 21, 2004	at New Orleans	1st	10	<b>106</b>	166
	Mike Anderson	Oct. 7, 2001	vs. Kansas City	1st	9	<b>106</b>	155
	Joe Dawkins	Oct. 28, 1973	at N.Y. Jets	1st	18	<b>106</b>	117
No. 37	Mike Anderson	Dec. 3, 2000	at New Orleans	2nd	20	<b>105</b>	251
No. 38	Montee Ball	Dec. 2, 2013	at Kansas City	2nd	9	<b>104</b>	117
No. 39	Reuben Droughns	Oct. 17, 2004	at Oakland	1st	18	<b>103</b>	176
No. 40	Terrell Davis	Dec. 27, 1997	vs. Jacksonville*	2nd	10	<b>101</b>	184
No. 41	Derek Loville	Dec. 27, 1997	vs. Jacksonville*	2nd	10	<b>100</b>	103
	Bobby Humphrey	Sept. 30, 1990	at Buffalo	1st	20	<b>100</b>	177

(\*Denotes postseason game)

### 100-Yard Rushing Quarters — 10 Total (9 regular season / 1 postseason)

Rank	Player	Date	Opponent	Quarter	Carries	Qtr. total	Game total
No. 1	Terrell Davis	Sept. 13, 1998	vs. Dallas	1st	6	<b>138</b>	191
No. 2	Olandis Gary	Dec. 25, 1999	at Detroit	3rd	11	<b>134</b>	185
No. 3	Terrell Davis	Oct. 11, 1998	at Seattle	4th	11	<b>122</b>	208
No. 4	Terrell Davis	Oct. 4, 1998	vs. Philadelphia	1st	10	<b>120</b>	168
No. 5	Mike Anderson	Nov. 26, 2000	at Seattle	4th	10	<b>115</b>	195
No. 6	Terrell Davis	Sept. 22, 1996	at Kansas City	2nd	8	<b>112</b>	141
No. 7	Clinton Portis	Sept. 14, 2003	at San Diego	1st	7	<b>110</b>	129
No. 8	Terrell Davis	Sept. 21, 1997	vs. Cincinnati	4th	6	<b>106</b>	215
No. 9	Mike Anderson	Dec. 3, 2000	at New Orleans	2nd	10	<b>105</b>	251
No. 10	Terrell Davis	Dec. 27, 1997	vs. Jacksonville*	3rd	10	<b>101</b>	184

(\*Denotes postseason game)

### 100-Yard Receiving Games — 280 Total (267 regular season / 13 postseason)

Player	Performance	Date, Opponent
Al Carmichael	6-130, 1 TD	Sept. 9, 1960, at Boston
Lionel Taylor	6-125, 1 TD	Sept. 23, 1960, at N.Y. Titans
Lionel Taylor	7-101, 2 TD	Oct. 2, 1960, vs. Oakland
Al Carmichael	3-109, 2 TD	Oct. 23, 1960, vs. Boston
Lionel Taylor	10-106, 1 TD	Oct. 23, 1960, vs. Boston
Lionel Taylor	10-140, 1 TD	Nov. 6, 1960, vs. Houston
Al Carmichael	7-117, 2 TD	Nov. 6, 1960, vs. Houston
Lionel Taylor	10-138, 0 TD	Nov. 20, 1960, at Houston
Lionel Taylor	9-199, 3 TD	Nov. 27, 1960, vs. Buffalo
Lionel Taylor	9-171, 1 TD	Dec. 10, 1960, at Los Angeles
Lionel Taylor	7-132, 2 TD	Sept. 10, 1961, at Buffalo
Lionel Taylor	11-126, 0 TD	Sept. 24, 1961, at N.Y. Titans
Lionel Taylor	9-118, 0 TD	Oct. 1, 1961, at Oakland
Lionel Taylor	7-120, 1 TD	Oct. 8, 1961, vs. Dallas
Al Frazier	7-166, 1 TD	Oct. 15, 1961, vs. Oakland
Al Frazier	6-126, 1 TD	Oct. 22, 1961, at N.Y. Titans
Al Frazier	5-125, 1 TD	Nov. 12, 1961, vs. San Diego
Lionel Taylor	10-119, 0 TD	Nov. 12, 1961, vs. San Diego

## OUTSTANDING PERFORMANCES, CONT.

### 100-Yard Receiving Games, cont.

Player	Performance	Date	Opponent
Donnie Stone	9-137, 1 TD	Dec. 3, 1961	vs. Boston
Lionel Taylor	9-133, 0 TD	Sept. 15, 1962	at Buffalo
Al Frazier	4-125, 1 TD	Sept. 15, 1962	at Buffalo
Lionel Taylor	12-119, 0 TD	Sept. 21, 1962	at Boston
Jerry Tarr	4-152, 2 TD	Sept. 21, 1962	at Boston
Lionel Taylor	7-110, 0 TD	Dec. 9, 1962	at Dallas
Lionel Taylor	7-169, 1 TD	Sept. 29, 1963	vs. Boston
Lionel Taylor	7-142, 2 TD	Oct. 6, 1963	vs. San Diego
Bob Scarpitto	4-134, 2 TD	Oct. 13, 1963	vs. Houston
Lionel Taylor	10-116, 1 TD	Dec. 15, 1963	at Oakland
Gene Prebola	4-106, 1 TD	Dec. 15, 1963	at Oakland
Lionel Taylor	8-149, 0 TD	Sept. 27, 1964	vs. Houston
Hewritt Dixon	4-109, 0 TD	Oct. 25, 1964	at Oakland
Hewritt Dixon	5-121, 1 TD	Nov. 1, 1964	at Kansas City
Al Denson	3-113, 1 TD	Nov. 1, 1964	at Kansas City
Lionel Taylor	13-112, 0 TD	Nov. 29, 1964	at Oakland
Bob Scarpitto	11-111, 1 TD	Dec. 20, 1964	at Houston
Bob Scarpitto	5-108, 2 TD	Sept. 11, 1965	at San Diego
Lionel Taylor	9-172, 1 TD	Sept. 19, 1965	vs. Buffalo
Lionel Taylor	7-114, 0 TD	Nov. 7, 1965	vs. San Diego
Lionel Taylor	11-141, 2 TD	Nov. 21, 1965	vs. Oakland
Lionel Taylor	8-164, 0 TD	Dec. 5, 1965	at Oakland
Wendell Hayes	5-126, 1 TD	Dec. 5, 1965	at Oakland
Al Denson	5-158, 1 TD	Oct. 2, 1966	vs. Houston
Charlie Mitchell	4-126, 1 TD	Dec. 4, 1966	vs. Miami
Bob Scarpitto	5-123, 3 TD	Dec. 18, 1966	at Buffalo
Al Denson	4-131, 2 TD	Sept. 3, 1967	vs. Boston
Al Denson	7-134, 1 TD	Sept. 24, 1967	vs. N.Y. Jets
Eric Crabtree	6-123, 1 TD	Oct. 22, 1967	vs. San Diego
Al Denson	4-107, 1 TD	Oct. 29, 1967	at Kansas City
Al Denson	7-102, 2 TD	Nov. 19, 1967	at Buffalo
Eric Crabtree	8-107, 1 TD	Nov. 23, 1967	at San Diego
Eric Crabtree	6-129, 1 TD	Dec. 17, 1967	vs. Kansas City
Al Denson	8-115, 0 TD	Sept. 15, 1968	at Cincinnati
Eric Crabtree	7-113, 0 TD	Sept. 22, 1968	at Kansas City
Eric Crabtree	7-144, 1 TD	Oct. 13, 1968	at N.Y. Jets
Jimmy Jones	8-128, 2 TD	Oct. 20, 1968	at San Diego
Floyd Little	4-165, 1 TD	Nov. 24, 1968	vs. Buffalo
Al Denson	6-131, 2 TD	Dec. 8, 1968	at Oakland
Mike Haffner	4-122, 0 TD	Dec. 14, 1968	vs. Kansas City
Al Denson	6-138, 1 TD	Sept. 28, 1969	at Buffalo
Mike Haffner	6-102, 1 TD	Oct. 26, 1969	at Houston
Al Denson	6-140, 2 TD	Nov. 23, 1969	at San Diego
John Embree	9-122, 1 TD	Nov. 23, 1969	at San Diego
Jerry Simmons	6-153, 0 TD	Nov. 21, 1971	at Kansas City
Rod Sherman	4-110, 0 TD	Sept. 17, 1972	vs. Houston
Jerry Simmons	6-118, 1 TD	Oct. 22, 1972	at Oakland
Bobby Anderson	13-143, 0 TD	Sept. 30, 1973	vs. Chicago
Riley Odoms	5-114, 1 TD	Nov. 4, 1973	at St. Louis
Haven Moses	5-108, 2 TD	Nov. 25, 1973	vs. Kansas City
Haven Moses	5-132, 0 TD	Oct. 13, 1974	vs. New Orleans
Floyd Little	7-127, 0 TD	Oct. 20, 1974	vs. San Diego
Riley Odoms	7-125, 0 TD	Nov. 18, 1974	vs. Kansas City
Rick Upchurch	3-153, 1 TD	Sept. 21, 1975	vs. Kansas City
Haven Moses	5-168, 2 TD	Jan. 1, 1978	vs. Oakland*
Haven Moses	5-115, 0 TD	Nov. 12, 1978	at Cleveland
Haven Moses	5-101, 1 TD	Nov. 19, 1978	vs. Green Bay
Riley Odoms	7-165, 2 TD	Dec. 10, 1978	vs. Kansas City
Haven Moses	5-116, 1 TD	Dec. 16, 1978	vs. Pittsburgh
Riley Odoms	5-125, 0 TD	Sept. 23, 1979	vs. Seattle
Haven Moses	4-107, 1 TD	Oct. 14, 1979	at Kansas City
Haven Moses	5-133, 1 TD	Oct. 22, 1979	at Pittsburgh
Riley Odoms	7-114, 0 TD	Oct. 28, 1979	vs. Kansas City
Haven Moses	5-103, 1 TD	Sept. 21, 1980	vs. San Diego
Haven Moses	6-141, 0 TD	Dec. 14, 1980	vs. Oakland
Riley Odoms	8-128, 1 TD	Dec. 14, 1980	vs. Oakland
Steve Watson	7-143, 3 TD	Sept. 20, 1981	vs. Baltimore
Steve Watson	8-178, 2 TD	Sept. 27, 1981	vs. San Diego
Steve Watson	5-182, 2 TD	Oct. 11, 1981	vs. Detroit
Rick Upchurch	5-138, 0 TD	Oct. 18, 1981	at Kansas City
Steve Watson	5-102, 1 TD	Nov. 22, 1981	at Cincinnati
Steve Watson	2-103, 0 TD	Dec. 6, 1981	vs. Kansas City
Rick Upchurch	6-102, 2 TD	Dec. 20, 1981	at Chicago
Steve Watson	5-101, 1 TD	Dec. 5, 1982	vs. Atlanta
Steve Watson	16-183, 3 TD	Dec. 1, 1982	at L.A. Rams
Steve Watson	8-161, 1 TD	Sept. 11, 1983	at Baltimore
Steve Watson	8-119, 0 TD	Oct. 16, 1983	vs. Cincinnati
Steve Watson	6-121, 1 TD	Oct. 30, 1983	vs. Kansas City
Rick Upchurch	6-143, 0 TD	Oct. 30, 1983	vs. Kansas City
Steve Watson	7-110, 1 TD	Nov. 6, 1983	at Seattle
Steve Watson	4-119, 1 TD	Nov. 20, 1983	vs. Seattle
Clint Sampson	3-101, 2 TD	Dec. 4, 1983	vs. Cleveland
Steve Watson	7-111, 1 TD	Oct. 7, 1984	at Detroit
Butch Johnson	9-156, 2 TD	Nov. 4, 1984	vs. New England
Steve Watson	8-134, 1 TD	Nov. 4, 1984	vs. New England
Steve Watson	5-123, 2 TD	Nov. 18, 1984	vs. Minnesota
Steve Watson	11-177, 1 TD	Dec. 30, 1984	vs. Pittsburgh*



## OUTSTANDING PERFORMANCES, CONT.

### 100-Yard Receiving Games, cont.

Player	Performance	Date	Opponent
Vance Johnson	6-116, 1 TD	Dec. 14, 1985	vs. Kansas City
Vance Johnson	5-121, 1 TD	Jan. 25, 1987	vs. N.Y. Giants*
Bobby Micho	9-105, 2 TD	Oct. 18, 1987	at Kansas City
Vance Johnson	5-115, 1 TD	Nov. 22, 1987	at L.A. Raiders
Ricky Nattiel	4-118, 1 TD	Nov. 29, 1987	at San Diego
Vance Johnson	4-105, 0 TD	Jan. 10, 1988	vs. Houston*
Mark Jackson	4-134, 1 TD	Jan. 17, 1988	vs. Cleveland*
Vance Johnson	7-134, 0 TD	Sept. 26, 1988	vs. L.A. Raiders
Ricky Nattiel	3-102, 1 TD	Oct. 23, 1988	at Pittsburgh
Mark Jackson	6-140, 2 TD	Nov. 27, 1988	vs. L.A. Rams
Mark Jackson	7-145, 0 TD	Dec. 4, 1988	at L.A. Raiders
Mark Jackson	7-137, 1 TD	Dec. 11, 1988	at Seattle
Vance Johnson	5-145, 1 TD	Oct. 1, 1989	at Cleveland
Michael Young	6-137, 0 TD	Oct. 22, 1989	at Seattle
Vance Johnson	9-148, 0 TD	Oct. 29, 1989	vs. Philadelphia
Vance Johnson	6-154, 2 TD	Nov. 26, 1989	vs. Seattle
Mark Jackson	5-111, 0 TD	Jan. 7, 1990	vs. Pittsburgh*
Michael Young	2-123, 1 TD	Jan. 14, 1990	vs. Cleveland*
Mark Jackson	7-121, 0 TD	Sept. 9, 1990	at L.A. Raiders
Vance Johnson	6-150, 0 TD	Sept. 17, 1990	vs. Kansas City
Vance Johnson	9-120, 0 TD	Sept. 23, 1990	vs. Seattle
Mark Jackson	6-127, 1 TD	Oct. 21, 1990	at Indianapolis
Mark Jackson	7-111, 0 TD	Oct. 6, 1991	at Houston
Vance Johnson	8-104, 0 TD	Jan. 12, 1992	at Buffalo*
Shannon Sharpe	9-118, 0 TD	Oct. 4, 1992	vs. Kansas City
Mark Jackson	5-113, 2 TD	Oct. 25, 1992	at San Diego
Arthur Marshall	5-134, 1 TD	Nov. 8, 1992	vs. N.Y. Jets
Mark Jackson	3-108, 1 TD	Nov. 15, 1992	vs. N.Y. Giants
Shannon Sharpe	7-109, 1 TD	Dec. 12, 1992	at Buffalo
Derek Russell	6-104, 0 TD	Sept. 20, 1993	at Kansas City
Vance Johnson	10-148, 1 TD	Oct. 10, 1993	at Green Bay
Derek Russell	5-111, 0 TD	Oct. 18, 1993	vs. L.A. Raiders
Shannon Sharpe	7-104, 0 TD	Nov. 14, 1993	vs. Minnesota
Shannon Sharpe	6-115, 2 TD	Jan. 2, 1994	at L.A. Raiders
Shannon Sharpe	14-150, 1 TD	Jan. 9, 1994	at L.A. Raiders*
Mike Pritchard	5-119, 1 TD	Sept. 4, 1994	vs. San Diego
Mike Pritchard	9-100, 0 TD	Sept. 11, 1994	at N.Y. Jets
Anthony Miller	6-105, 1 TD	Sept. 11, 1994	at N.Y. Jets
Shannon Sharpe	6-121, 1 TD	Oct. 23, 1994	at San Diego
Anthony Miller	6-102, 1 TD	Nov. 20, 1994	vs. Atlanta
Cedric Tillman	8-175, 0 TD	Nov. 20, 1994	vs. Atlanta
Anthony Miller	5-116, 1 TD	Nov. 27, 1994	vs. Cincinnati
Anthony Miller	6-153, 0 TD	Dec. 4, 1994	at Kansas City
Anthony Miller	3-118, 0 TD	Dec. 17, 1994	at San Francisco
Shannon Sharpe	10-180, 0 TD	Sept. 3, 1995	vs. Buffalo
Anthony Miller	6-108, 3 TD	Sept. 10, 1995	at Dallas
Anthony Miller	7-149, 2 TD	Oct. 16, 1995	vs. Oakland
Shannon Sharpe	8-137, 1 TD	Nov. 19, 1995	vs. San Diego
Anthony Miller	6-152, 2 TD	Nov. 26, 1995	at Houston
Shannon Sharpe	9-131, 0 TD	Sept. 22, 1996	at Kansas City
Anthony Miller	5-131, 1 TD	Sept. 29, 1996	at Cincinnati
Shannon Sharpe	13-153, 3 TD	Oct. 6, 1996	vs. San Diego
Shannon Sharpe	9-161, 0 TD	Oct. 20, 1996	vs. Baltimore
Rod Smith	5-125, 0 TD	Aug. 31, 1997	vs. Kansas City
Rod Smith	4-126, 2 TD	Sept. 14, 1997	vs. St. Louis
Shannon Sharpe	6-119, 1 TD	Sept. 28, 1997	at Atlanta
Rod Smith	5-130, 0 TD	Oct. 6, 1997	vs. New England
Rod Smith	5-114, 1 TD	Nov. 2, 1997	vs. Seattle
Shannon Sharpe	8-174, 0 TD	Nov. 9, 1997	vs. Carolina
Rod Smith	7-114, 0 TD	Nov. 16, 1997	at Kansas City
Shannon Sharpe	10-142, 0 TD	Nov. 24, 1997	vs. Oakland
Ed McCaffrey	7-111, 2 TD	Nov. 30, 1997	at San Diego
Rod Smith	4-115, 2 TD	Dec. 7, 1997	at Pittsburgh
Shannon Sharpe	8-162, 1 TD	Dec. 21, 1997	vs. San Diego
Ed McCaffrey	5-117, 0 TD	Sept. 13, 1998	vs. Dallas
Rod Smith	8-136, 1 TD	Oct. 11, 1998	at Seattle
Ed McCaffrey	7-133, 1 TD	Nov. 1, 1998	at Cincinnati
Ed McCaffrey	9-133, 1 TD	Nov. 8, 1998	vs. San Diego
Rod Smith	8-101, 1 TD	Nov. 29, 1998	at San Diego
Ed McCaffrey	6-103, 1 TD	Dec. 6, 1998	vs. Kansas City
Rod Smith	8-165, 0 TD	Dec. 6, 1998	vs. Kansas City
Rod Smith	9-158, 1 TD	Dec. 27, 1998	vs. Seattle
Rod Smith	5-152, 1 TD	Jan. 31, 1999	vs. Atlanta*
Ed McCaffrey	6-105, 3 TD	Sept. 13, 1999	vs. Miami
Byron Chamberlain	5-123, 0 TD	Oct. 17, 1999	vs. Green Bay
Ed McCaffrey	5-116, 2 TD	Oct. 17, 1999	vs. Green Bay
Ed McCaffrey	5-111, 0 TD	Oct. 24, 1999	at New England
Rod Smith	7-117, 0 TD	Oct. 31, 1999	vs. Minnesota
Ed McCaffrey	6-125, 1 TD	Nov. 14, 1999	at Seattle
Rod Smith	8-106, 0 TD	Dec. 5, 1999	vs. Kansas City
Rod Smith	9-106, 0 TD	Jan. 2, 2000	vs. San Diego
Ed McCaffrey	7-115, 0 TD	Sept. 4, 2000	at St. Louis
Rod Smith	7-117, 2 TD	Sept. 10, 2000	vs. Atlanta
Rod Smith	8-134, 0 TD	Sept. 24, 2000	vs. Kansas City
Rod Smith	13-160, 0 TD	Oct. 1, 2000	vs. New England
Ed McCaffrey	5-129, 0 TD	Oct. 15, 2000	vs. Cleveland
Rod Smith	5-111, 3 TD	Oct. 15, 2000	vs. Cleveland
Ed McCaffrey	10-136, 0 TD	Oct. 22, 2000	at Cincinnati

## OUTSTANDING PERFORMANCES, CONT.

### 100-Yard Receiving Games, cont.

Player	Performance	Date, Opponent
Rod Smith.....	7-110, 1 TD	Oct. 22, 2000, at Cincinnati
Rod Smith.....	5-134, 0 TD	Nov. 5, 2000, at N.Y. Jets
Ed McCaffrey.....	10-148, 2 TD	Nov. 19, 2000, vs. San Diego
Rod Smith.....	11-187, 1 TD	Nov. 19, 2000, vs. San Diego
Ed McCaffrey.....	8-112, 1 TD	Dec. 10, 2000, vs. Seattle
Rod Smith.....	6-101, 0 TD	Dec. 17, 2000, at Kansas City
Rod Smith.....	9-115, 1 TD	Sept. 10, 2001, vs. N.Y. Giants
Rod Smith.....	14-162, 2 TD	Sept. 23, 2001, vs. Arizona
Rod Smith.....	8-110, 1 TD	Oct. 7, 2001, vs. Kansas City
Rod Smith.....	6-159, 1 TD	Oct. 28, 2001, vs. New England
Rod Smith.....	8-100, 1 TD	Dec. 16, 2001, at Kansas City
Ed McCaffrey.....	6-113, 1 TD	Oct. 6, 2002, vs. San Diego
Shannon Sharpe.....	12-214, 2 TD	Oct. 20, 2002, at Kansas City
Ed McCaffrey.....	8-116, 0 TD	Oct. 27, 2002, at New England
Ed McCaffrey.....	7-130, 0 TD	Dec. 1, 2002, at San Diego
Shannon Sharpe.....	9-100, 0 TD	Dec. 8, 2002, at N.Y. Jets
Ashley Lelie.....	4-106, 0 TD	Dec. 22, 2002, at Oakland
Ed McCaffrey.....	7-112, 0 TD	Dec. 29, 2002, vs. Arizona
Ashley Lelie.....	3-108, 1 TD	Sept. 22, 2003, vs. Oakland
Rod Smith.....	8-130, 0 TD	Oct. 5, 2003, at Kansas City
Shannon Sharpe.....	7-101, 3 TD	Nov. 16, 2003, vs. San Diego
Ashley Lelie.....	5-115, 0 TD	Dec. 21, 2003, at Indianapolis
Rod Smith.....	9-208, 1 TD	Oct. 31, 2004, vs. Atlanta
Ashley Lelie.....	4-105, 0 TD	Dec. 5, 2004, at San Diego
Rod Smith.....	6-123, 1 TD	Oct. 16, 2005, vs. New England
Rod Smith.....	11-137, 1 TD	Dec. 17, 2005, at Buffalo
Ashley Lelie.....	6-110, 0 TD	Dec. 24, 2005, vs. Oakland
Javon Walker.....	3-130, 2 TD	Sept. 24, 2006, at New England
Javon Walker.....	9-107, 0 TD	Oct. 22, 2006, at Cleveland
Javon Walker.....	6-134, 2 TD	Nov. 5, 2006, at Pittsburgh
Javon Walker.....	8-119, 0 TD	Sept. 9, 2007, at Buffalo
Javon Walker.....	8-101, 0 TD	Sept. 16, 2007, vs. Oakland
Brandon Marshall.....	7-133, 0 TD	Sept. 23, 2007, vs. Jacksonville
Brandon Stokley.....	3-102, 0 TD	Dec. 2, 2007, at Oakland
Brandon Marshall.....	10-115, 2 TD	Dec. 9, 2007, vs. Kansas City
Brandon Marshall.....	11-107, 0 TD	Dec. 13, 2007, at Houston
Tony Scheffler.....	7-100, 1 TD	Dec. 13, 2007, at Houston
Brandon Marshall.....	10-114, 1 TD	Dec. 30, 2007, vs. Minnesota
Eddie Royal.....	9-146, 1 TD	Sept. 8, 2008, at Oakland
Brandon Marshall.....	18-166, 1 TD	Sept. 14, 2008, vs. San Diego
Brandon Marshall.....	6-155, 1 TD	Sept. 21, 2008, vs. New Orleans
Eddie Royal.....	9-104, 0 TD	Sept. 28, 2008, at Kansas City
Peyton Hillis.....	7-116, 1 TD	Nov. 2, 2008, vs. Miami
Eddie Royal.....	6-164, 1 TD	Nov. 6, 2008, at Cleveland
Brandon Marshall.....	10-129, 0 TD	Dec. 21, 2008, vs. Buffalo
Tony Scheffler.....	6-101, 1 TD	Oct. 19, 2009, at San Diego
Brandon Marshall.....	11-112, 0 TD	Nov. 9, 2009, vs. Pittsburgh
Brandon Marshall.....	5-134, 2 TD	Nov. 15, 2009, at Washington
Brandon Marshall.....	21-200, 2 TD	Dec. 13, 2009, at Indianapolis
Jabar Gaffney.....	14-213, 0 TD	Jan. 3, 2010, vs. Kansas City
Brandon Lloyd.....	5-117, 0 TD	Sept. 12, 2010, at Jacksonville
Jabar Gaffney.....	12-140, 0 TD	Sept. 26, 2010, vs. Indianapolis
Brandon Lloyd.....	6-169, 1 TD	Sept. 26, 2010, vs. Indianapolis
Brandon Lloyd.....	11-115, 0 TD	Oct. 3, 2010, at Tennessee
Eddie Royal.....	8-113, 1 TD	Oct. 3, 2010, at Tennessee
Brandon Lloyd.....	5-135, 2 TD	Oct. 10, 2010, at Baltimore
Brandon Lloyd.....	7-169, 1 TD	Oct. 31, 2010, at San Francisco (London)
Brandon Lloyd.....	5-111, 0 TD	Dec. 16, 2010, vs. Houston
Eric Decker.....	5-113, 2 TD	Sept. 18, 2011, vs. Cincinnati
Brandon Lloyd.....	8-136, 0 TD	Oct. 2, 2011, at Green Bay
Demaryius Thomas.....	7-144, 2 TD	Dec. 4, 2011, at Minnesota
Demaryius Thomas.....	7-116, 0 TD	Dec. 18, 2011, vs. New England
Demaryius Thomas.....	4-204, 1 TD	Jan. 8, 2012, vs. Pittsburgh*
Demaryius Thomas.....	5-110, 1 TD	Sept. 9, 2012, vs. Pittsburgh
Eric Decker.....	8-136, 0 TD	Sept. 23, 2012, vs. Houston
Demaryius Thomas.....	5-103, 0 TD	Sept. 30, 2012, vs. Oakland
Demaryius Thomas.....	9-180, 0 TD	Oct. 7, 2012, at New England
Demaryius Thomas.....	7-137, 1 TD	Oct. 28, 2012, vs. New Orleans
Demaryius Thomas.....	9-135, 0 TD	Nov. 11, 2012, at Carolina
Eric Decker.....	8-133, 1 TD	Dec. 16, 2012, at Baltimore
Demaryius Thomas.....	9-102, 1 TD	Dec. 23, 2012, vs. Cleveland
Demaryius Thomas.....	7-122, 1 TD	Dec. 30, 2012, vs. Kansas City
Demaryius Thomas.....	5-161, 2 TD	Sept. 5, 2013, vs. Baltimore
Julius Thomas.....	5-110, 2 TD	Sept. 5, 2013, vs. Baltimore
Eric Decker.....	8-125, 1 TD	Sept. 23, 2013, vs. Oakland
Julius Thomas.....	9-122, 2 TD	Oct. 6, 2013, at Dallas
Eric Decker.....	8-150, 1 TD	Oct. 20, 2013, at Indianapolis
Demaryius Thomas.....	7-108, 3 TD	Nov. 10, 2013, at San Diego
Demaryius Thomas.....	5-121, 0 TD	Nov. 17, 2013, vs. Kansas City
Eric Decker.....	8-174, 4 TD	Dec. 1, 2013, at Kansas City
Demaryius Thomas.....	3-106, 0 TD	Dec. 1, 2013, at Kansas City
Eric Decker.....	8-117, 1 TD	Dec. 8, 2013, vs. Tennessee
Eric Decker.....	10-131, 2 TD	Dec. 22, 2013, at Houston
Demaryius Thomas.....	8-123, 1 TD	Dec. 22, 2013, at Houston
Demaryius Thomas.....	6-113, 2 TD	Dec. 29, 2013, at Oakland
Demaryius Thomas.....	7-134, 1 TD	Jan. 19, 2014, vs. New England*
Demaryius Thomas.....	13-118, 1 TD	Feb. 2, 2014, vs. Seattle*

(\*Denotes Postseason; \*Denotes Super Bowl)

## OUTSTANDING PERFORMANCES, CONT.

### 100-Yard Receiving Games, cont.

**TOTALS** — Rod Smith 31 (includes one postseason game), Lionel Taylor 24, Ed McCaffrey 18, Shannon Sharpe 18 (includes one postseason game), Demaryius Thomas 18 (includes three postseason games), Steve Watson 16 (includes one postseason game), Vance Johnson 12 (includes three postseason games), Al Denson 10, Mark Jackson 10 (includes two postseason games), Brandon Marshall 10, Haven Moses 10 (includes one postseason game), Anthony Miller 9, Eric Decker 8, Brandon Lloyd 7, Riley Odoms 6, Eric Crabtree 5, Ashley Lelie 5, Javon Walker 5, Al Frazier 4, Eddie Royal 4, Bob Scarpitto 4, Rick Upchurch 4, Al Carmichael 3, Hewitt Dixon 2, Jabar Gaffney 2, Mike Haffner 2, Floyd Little 2, Ricky Nattiel 2, Mike Pritchard 2, Derek Russell 2, Tony Scheffer 2, Jerry Simmons 2, Julius Thomas 2, Michael Young 2 (includes one postseason game), Bobby Anderson 1, Byron Chamberlain 1, John Embree 1, Wendell Hayes 1, Peyton Hillis 1, Butch Johnson 1, Jimmy Jones 1, Arthur Marshall 1, Bobby Micho 1, Charlie Mitchell 1, Gene Prebola 1, Clint Sampson 1, Rod Sherman 1, Brandon Stokley 1, Donnie Stone 1, Jerry Tarr 1, Cedric Tillman 1.

#### Most 100-yard games, season

8—Rod Smith, 2000  
7—Lionel Taylor, 1960  
7—Demaryius Thomas, 2012  
6—Demaryius Thomas, 2013  
6—Brandon Lloyd, 2010  
6—Rod Smith, 1997  
5—Eric Decker, 2013  
5—Rod Smith, 2001  
5—Ed McCaffrey, 2000  
5—Anthony Miller, 1994  
5—Steve Watson, 1983  
5—Steve Watson, 1981  
5—Lionel Taylor, 1961

#### Most consecutive 100-yard games

3—Brandon Lloyd, 9/26/10, 10/3/10 and 10/10/10  
3—Brandon Marshall, 12/30/07, 9/14/08 and 9/21/08  
3—Rod Smith, 10/15/00, 10/22/00 and 11/5/00  
3—Anthony Miller, 11/20/94, 11/27/94 and 12/4/94  
3—Mark Jackson, 11/27/88, 12/4/88 and 12/11/88  
3—Lionel Taylor, 9/24/61, 10/1/61 and 11/8/61

#### Most 100-yard games by a rookie

3—Eddie Royal, 2008

### 300-Yard Passing Games — 119 Total (113 regular season / 6 postseason)

Player	Performance	Opponent
Frank Tripucka	30-52-2, 375 yds., 3 TD	Nov. 6, 1960, vs. Houston
Frank Tripucka	19-41-5, 328 yds., 3 TD	Nov. 27, 1960, vs. Buffalo
Frank Tripucka	28-47-2, 376 yds., 2 TD	Sept. 7, 1962, vs. San Diego
Frank Tripucka	29-56-3, 447 yds., 2 TD	Sept. 15, 1962, at Buffalo
Frank Tripucka	26-40-1, 308 yds., 1 TD	Oct. 21, 1962, vs. Houston
Jacky Lee	11-36-1, 370 yds., 1 TD	Dec. 5, 1965, at Oakland
John McCormick	13-37-3, 328 yds., 3 TD	Dec. 18, 1966, at Buffalo
Marlin Briscoe	12-29-2, 335 yds., 4 TD	Nov. 24, 1968, vs. Buffalo
Steve Tensi	19-26-1, 301 yds., 3 TD	Nov. 23, 1969, at San Diego
Charley Johnson	20-28-0, 361 yds., 2 TD	Oct. 22, 1972, at Oakland
Charley Johnson	24-39-2, 326 yds., 1 TD	Sept. 20, 1973, vs. Chicago
Charley Johnson	28-42-2, 445 yds., 2 TD	Nov. 18, 1974, vs. Kansas City
Charley Johnson	12-20-2, 329 yds., 3 TD	Sept. 21, 1975, vs. Kansas City
Craig Morton	27-39-2, 306 yds., 2 TD	Nov. 16, 1980, vs. N.Y. Jets
Craig Morton	18-30-1, 338 yds., 1 TD	Dec. 14, 1980, vs. Oakland
Craig Morton	17-18-0, 308 yds., 4 TD	Sept. 27, 1981, vs. San Diego
Craig Morton	25-38-1, 342 yds., 2 TD	Oct. 18, 1981, at Kansas City
Steve DeBerg	21-34-2, 305 yds., 2 TD	Nov. 22, 1981, at Cincinnati
Steve DeBerg	23-31-1, 307 yds., 2 TD	Dec. 12, 1982, at L.A. Rams
Steve DeBerg	21-41-0, 350 yds., 1 TD	Oct. 30, 1983, vs. Kansas City
John Elway	23-44-0, 345 yds., 3 TD	Dec. 11, 1983, vs. Baltimore
John Elway	25-40-1, 315 yds., 3 TD	Nov. 4, 1984, vs. New England
John Elway	28-43-1, 353 yds., 4 TD	Sept. 15, 1985, vs. New Orleans
John Elway	22-37-5, 301 yds., 1 TD	Dec. 14, 1985, vs. Kansas City
John Elway	24-42-0, 432 yds., 1 TD	Dec. 20, 1985, at Seattle
John Elway	18-32-1, 321 yds., 1 TD	Oct. 26, 1986, vs. Seattle
John Elway	29-47-2, 336 yds., 0 TD	Nov. 23, 1986, at N.Y. Giants
John Elway	22-37-1, 304 yds., 1 TD	Jan. 25, 1987, vs. N.Y. Giants*
John Elway	22-32-1, 338 yds., 4 TD	Sept. 13, 1987, vs. Seattle
John Elway	21-40-2, 341 yds., 3 TD	Nov. 16, 1987, vs. Chicago
John Elway	21-32-1, 347 yds., 3 TD	Nov. 29, 1987, at San Diego
John Elway	21-42-2, 335 yds., 1 TD	Dec. 13, 1987, at Seattle
John Elway	29-49-3, 324 yds., 2 TD	Dec. 4, 1988, at L.A. Raiders
John Elway	18-35-0, 344 yds., 2 TD	Oct. 22, 1989, at Seattle
John Elway	20-36-0, 385 yds., 3 TD	Jan. 14, 1990, vs. Cleveland*
John Elway	21-30-0, 317 yds., 2 TD	Oct. 21, 1990, at Indianapolis
John Elway	24-36-1, 328 yds., 2 TD	Dec. 9, 1990, at Kansas City
John Elway	24-42-1, 301 yds., 2 TD	Oct. 6, 1991, at Houston
John Elway	23-38-0, 311 yds., 2 TD	Oct. 4, 1992, vs. Kansas City
John Elway	28-45-1, 300 yds., 1 TD	Sept. 20, 1993, at Kansas City
John Elway	33-59-1, 367 yds., 1 TD	Oct. 10, 1993, at Green Bay
John Elway	25-36-0, 361 yds., 3 TD	Jan. 2, 1994, at L.A. Raiders
John Elway	29-47-1, 302 yds., 3 TD	Jan. 9, 1994, at L.A. Raiders*
John Elway	36-46-2, 371 yds., 3 TD	Sept. 4, 1994, vs. San Diego
John Elway	29-41-1, 319 yds., 1 TD	Sept. 11, 1994, at N.Y. Jets
John Elway	30-41-0, 349 yds., 2 TD	Oct. 30, 1994, vs. Cleveland
John Elway	27-42-1, 382 yds., 2 TD	Nov. 20, 1994, vs. Atlanta
John Elway	22-41-1, 317 yds., 0 TD	Sept. 3, 1995, vs. Buffalo
John Elway	30-47-0, 327 yds., 2 TD	Sept. 17, 1995, vs. Washington
John Elway	23-46-0, 324 yds., 2 TD	Oct. 16, 1995, vs. Oakland
John Elway	27-41-2, 332 yds., 2 TD	Nov. 26, 1995, at Houston
John Elway	24-41-1, 320 yds., 2 TD	Dec. 24, 1995, at Oakland
John Elway	23-37-1, 335 yds., 2 TD	Sept. 29, 1996, at Cincinnati
John Elway	32-41-1, 323 yds., 4 TD	Oct. 6, 1996, vs. San Diego

## OUTSTANDING PERFORMANCES, CONT.

### 300-Yard Passing Games, cont.

Player	Performance	Opponent
John Elway	25-39-1, 326 yds., 3 TD	Oct. 20, 1996, vs. Baltimore
John Elway	27-36-1, 334 yds., 2 TD	Nov. 24, 1996, at Minnesota
John Elway	26-46-0, 309 yds., 1 TD	Oct. 19, 1997, at Oakland
John Elway	22-32-1, 400 yds., 2 TD	Dec. 6, 1998, vs. Kansas City
John Elway	26-36-0, 338 yds., 4 TD	Dec. 27, 1998, vs. Seattle
John Elway	18-29-1, 336 yds., 1 TD	Jan. 31, 1999, vs. Atlanta <sup>3</sup>
Brian Griese	19-31-1, 363 yds., 2 TD	Oct. 17, 1999, vs. Green Bay
Brian Griese	25-38-0, 316 yds., 1 TD	Oct. 24, 1999, at New England
Brian Griese	19-29-0, 307 yds., 2 TD	Sept. 4, 2000, at St. Louis
Brian Griese	31-50-1, 361 yds., 1 TD	Oct. 1, 2000, vs. New England
Brian Griese	19-34-0, 336 yds., 3 TD	Oct. 15, 2000, vs. Cleveland
Brian Griese	30-45-1, 365 yds., 2 TD	Oct. 22, 2000, at Cincinnati
Brian Griese	22-35-1, 327 yds., 2 TD	Nov. 5, 2000, at N.Y. Jets
Gus Frerotte	36-58-4, 462 yds., 5 TD	Nov. 19, 2000, vs. San Diego
Brian Griese	19-29-0, 330 yds., 3 TD	Sept. 10, 2001, vs. N.Y. Giants
Brian Griese	35-35-3, 328 yds., 1 TD	Sept. 30, 2002, at Baltimore
Brian Griese	26-35-1, 316 yds., 2 TD	Oct. 6, 2002, vs. San Diego
Brian Griese	27-46-2, 335 yds., 1 TD	Oct. 13, 2002, vs. Miami
Brian Griese	30-50-0, 376 yds., 2 TD	Oct. 20, 2002, at Kansas City
Jake Plummer	31-55-3, 499 yds., 4 TD	Oct. 31, 2004, vs. Atlanta <sup>3</sup>
Jake Plummer	21-26-1, 303 yds., 2 TD	Dec. 25, 2004, at Tennessee
Jake Plummer	22-35-0, 309 yds., 4 TD	Oct. 30, 2005, vs. Philadelphia
Jay Cutler	23-39-1, 304 yds., 1 TD	Sept. 9, 2007, at Buffalo
Jay Cutler	17-31-1, 302 yds., 2 TD	Nov. 25, 2007, at Chicago
Jay Cutler	16-24-0, 300 yds., 2 TD	Sept. 8, 2008, at Oakland
Jay Cutler	36-50-1, 350 yds., 4 TD	Sept. 14, 2008, vs. San Diego
Jay Cutler	29-49-2, 361 yds., 1 TD	Sept. 28, 2008, at Kansas City
Jay Cutler	24-46-3, 307 yds., 2 TD	Nov. 2, 2008, vs. Miami
Jay Cutler	24-42-1, 447 yds., 3 TD	Nov. 6, 2008, at Cleveland
Jay Cutler	27-43-1, 357 yds., 2 TD	Nov. 30, 2008, at N.Y. Jets
Jay Cutler	25-45-1, 359 yds., 0 TD	Dec. 21, 2008, vs. Buffalo
Jay Cutler	33-49-2, 316 yds., 1 TD	Dec. 28, 2008, at San Diego
Kyle Orton	35-48-1, 330 yds., 2 TD	Oct. 11, 2009, vs. New England
Kyle Orton	32-56-3, 431 yds., 1 TD	Jan. 3, 2010, vs. Kansas City
Kyle Orton	25-35-0, 307 yds., 2 TD	Sept. 19, 2010, vs. Seattle
Kyle Orton	37-57-1, 476 yds., 1 TD	Sept. 26, 2010, vs. Indianapolis
Kyle Orton	35-50-1, 341 yds., 2 TD	Oct. 3, 2010, at Tennessee
Kyle Orton	23-38-0, 314 yds., 2 TD	Oct. 10, 2010, at Baltimore
Kyle Orton	28-40-1, 369 yds., 1 TD	Oct. 31, 2010, at San Francisco (London)
Kyle Orton	24-41-0, 347 yds., 3 TD	Nov. 28, 2010, vs. St. Louis
Tim Tebow	16-29-1, 308 yds., 1 TD	Dec. 26, 2010, vs. Houston
Kyle Orton	24-46-1, 304 yds., 1 TD	Sept. 12, 2011, vs. Oakland
Tim Tebow	10-21-0, 316 yds., 2 TD	Jan. 8, 2012, vs. Pittsburgh <sup>*</sup>
Peyton Manning	26-52-0, 330 yds., 2 TD	Sept. 23, 2012, vs. Houston
Peyton Manning	30-38-0, 338 yds., 3 TD	Sept. 30, 2012, vs. Oakland
Peyton Manning	31-44-0, 337 yds., 3 TD	Oct. 7, 2012, at New England
Peyton Manning	24-30-1, 309 yds., 3 TD	Oct. 15, 2012, at San Diego
Peyton Manning	22-30-0, 305 yds., 3 TD	Oct. 28, 2012, vs. New Orleans
Peyton Manning	27-38-0, 301 yds., 1 TD	Nov. 11, 2012, at Carolina
Peyton Manning	26-36-1, 310 yds., 1 TD	Dec. 6, 2012, at Oakland
Peyton Manning	30-43-1, 339 yds., 3 TD	Dec. 23, 2012, vs. Cleveland
Peyton Manning	23-29-0, 304 yds., 3 TD	Dec. 30, 2012, vs. Kansas City
Peyton Manning	27-42-0, 462 yds., 7 TD	Sept. 5, 2013, vs. Baltimore
Peyton Manning	30-43-0, 307 yds., 2 TD	Sept. 15, 2013, at N.Y. Giants
Peyton Manning	32-37-0, 374 yds., 3 TD	Sept. 23, 2013, vs. Oakland
Peyton Manning	28-34-0, 327 yds., 4 TD	Sept. 29, 2013, vs. Philadelphia
Peyton Manning	33-42-1, 414 yds., 4 TD	Oct. 6, 2013, at Dallas
Peyton Manning	29-49-1, 386 yds., 3 TD	Oct. 20, 2013, at Indianapolis
Peyton Manning	30-44-3, 354 yds., 4 TD	Oct. 27, 2013, vs. Washington
Peyton Manning	25-36-0, 330 yds., 4 TD	Nov. 10, 2013, at San Diego
Peyton Manning	24-40-0, 323 yds., 1 TD	Nov. 17, 2013, vs. Kansas City
Peyton Manning	22-35-2, 403 yds., 5 TD	Dec. 1, 2013, at Kansas City
Peyton Manning	39-59-0, 397 yds., 4 TD	Dec. 8, 2013, vs. Tennessee
Peyton Manning	32-51-0, 400 yds., 4 TD	Dec. 22, 2013, at Houston
Peyton Manning	32-43-0, 400 yds., 2 TD	Jan. 19, 2014, vs. New England <sup>*</sup>

(<sup>3</sup> Denotes Franchise Record; <sup>\*</sup> Denotes Postseason; <sup>3</sup> Denotes Super Bowl)

**TOTALS** — John Elway 40 (includes four postseason games), Peyton Manning 22 (includes one postseason game), Brian Griese 12, Jay Cutler 10, Kyle Orton 9, Frank Tripucka 5, Charley Johnson 4, Craig Morton 4, Steve DeBerg 3, Jake Plummer 3, Tim Tebow 2 (includes one postseason game), Gus Frerotte 1, Jacky Lee 1, John McCormick 1, Marlin Briscoe 1, Steve Tensi 1.

#### Most 300-yard games, season

12—Peyton Manning, 2013  
9—Peyton Manning, 2012  
8—Jay Cutler, 2008  
6—Kyle Orton, 2010  
5—Brian Griese, 2000  
5—John Elway, 1995  
4—Brian Griese, 2002  
4—John Elway, 1987, '94, '96

#### Most consecutive 300-yard games

7—Peyton Manning, 2012-13  
5—Peyton Manning, 2012  
4—Peyton Manning, 2013  
4—Brian Griese, 2002  
4—Kyle Orton, 2010  
3—Brian Griese, 2000  
3—John Elway, 1996, 1993-94

#### Most 300-yard games by a rookie

1—Tim Tebow, 2010  
1—John Elway, 1983  
1—Marlin Briscoe, 1968

## BIGGEST COMEBACKS

### Biggest deficits overcome by the Broncos to win a game in the regular season

Rank	Deficit	Date	Opponent	Score at time of Deficit	Final Score
No. 1	24	Oct. 15, 2012	at San Diego	24-0, 0:24 left in third qtr.	35-24
	24	Sept. 23, 1979	vs. Seattle	34-10, 9:28 left in third qtr.	37-34
	24	Oct. 23, 1960	vs. Boston	24-0, 11:59 left in third qtr.	31-24
No. 3	21	Dec. 12, 1982	at L.A. Rams	21-0, 10:24 left in second qtr.	27-24
No. 4	19	Dec. 11, 1983	vs. Baltimore	19-0, 7:50 left in third qtr.	21-19
No. 5 24-23	17	Dec. 26, 2010	vs. Houston	17-0, 0:22 left in second qtr.	
	17	Nov. 19, 2000	vs. San Diego	24-7, 1:25 left in second qtr. / 27-10, 11:25 left in third qtr.	38-37
	17	Oct. 6, 1996	vs. San Diego	17-0, 2:51 left in second qtr.	28-17
	17	Dec. 20, 1985	at Seattle	17-0, 9:16 left in second qtr.	27-24
	17	Sept. 15, 1962	at Buffalo	20-3, 1:39 left in second qtr.	23-20

### Biggest deficits overcome by the Broncos to win a game in the postseason

Rank	Deficit	Date	Opponent	Score at time of Deficit	Final Score
No. 1	15	Jan. 4, 1992	vs. Houston (AFC Div.)	21-6, 10:55 left in second qtr.	26-24
No. 2	10	Jan. 7, 1990	at Pittsburgh (AFC Div.)	10-0, 13:22 left in second qtr. / 17-7, :26 left in second qtr.	
		Jan. 17, 1999	vs. N.Y. Jets (AFC Chmp.)	10-0, 11:56 left in third qtr.	24-23
No. 4	7	Jan. 25, 1998	vs. Green Bay (S.B. XXXII)	7-0, 10:58 left in first qtr.	23-10
	7	Jan. 11, 1998	at Pittsburgh (AFC Chmp.)	14-7, 12:42 left in second qtr.	31-24
	7	Jan. 11, 1987	at Cleveland (AFC Chmp.)	7-0, 5:19 left in first qtr. / 20-13, 5:43 left in fourth qtr.	24-21
					23-20 (OT)
No. 7	6	Jan. 8, 2011	vs. Pittsburgh (AFC W.C.)	6-0, :23 left in first qtr.	29-23 (OT)
No. 8	4	Jan. 4, 1987	vs. New England (AFC Div.)	7-3, 14:04 left in second qtr. / 17-13, 2:50 left in third qtr.	
					22-17

## BIGGEST LEADS LOST

### Biggest leads lost by the Broncos in losing a game in the regular season


Rank	Lead	Date	Opponent	Score at time of Lead	Final Score
No. 1	24	Nov. 24, 2013	at New England	24-0, 6:10 left in second qtr.	34-31 (OT)
	24	Sept. 26, 1988	vs. L.A. Raiders	24-0, 1:07 left in second qtr.	30-27 (OT)
No. 3	21	Nov. 5, 1978	vs. N.Y. Jets	28-7, 8:19 left in second qtr.	31-28
No. 4	20	Dec. 10, 1995	vs. Seattle	20-0, 5:00 left in second qtr.	31-27
No. 5	18	Sept. 4, 1994	vs. San Diego	24-6, 11:25 left in second qtr.	37-34
No. 6	17	Nov. 19, 2006	vs. San Diego	24-7, 9:25 left in third qtr.	35-27
	17	Nov. 14, 1993	vs. Minnesota	20-3, 6:57 left in second qtr.	26-23
	17	Jan. 2, 1994	at L.A. Raiders	27-10, :26 left in second qtr. / 30-13, 10:31 left in third qtr.	33-30 (OT)
	17	Sept. 24, 1967	vs. N.Y. Jets	24-7, 9:08 left in second qtr.	38-24
	17	Oct. 28, 1962	vs. Buffalo	24-7, 5:48 left in second qtr.	45-38

### Biggest leads lost by the Broncos in losing a game in the postseason

Rank	Lead	Date	Opponent	Score at time of Lead	Final Score
No. 1	10	Jan. 31, 1988	vs. Washington (S.B. XXII)	10-0, 9:09 left in first qtr.	42-10
No. 2	7	Jan. 12, 2013	vs. Baltimore (AFC Div.)	7-0, 12:14 left in first qtr. / 21-14, 7:26 left in second qtr. / 28-21, 14:47 left in third qtr. / 35-28, 7:11 left in fourth qtr.	
		Dec. 30, 1984	vs. Pittsburgh (AFC Div.)	7-0, 6:30 left in first qtr. / 17-10, 7:15 left in third qtr.	38-35 (2OT)
					24-17
					13-7
No. 3	4	Dec. 23, 1979	at Houston (AFC W.C.)	7-3, 3:27 left in first qtr.	33-10
No. 4	3	Dec. 30, 1978	at Pittsburgh (AFC Div.)	3-0, 5:50 left in first qtr.	
	3	Jan. 25, 1987	vs. N.Y. Giants (S.B. XXI)	3-0, 10:51 left in first qtr. / 10-7, 11:39 left in first qtr.	39-20



## PLAYER AWARDS AND HONORS





## ALL-TIME PLAYER HONORS

2013

**Pro Bowl:** Peyton Manning, Matt Prater, Demaryius Thomas, Julius Thomas, Louis Vasquez. **AII-NFL:** Peyton Manning (1st team AP, PFWA, The Sporting News), Matt Prater (2nd team AP), Demaryius Thomas (2nd team AP), Louis Vasquez (first team AP, PFWA). **NFL Most Valuable Player:** Peyton Manning (AP). **NFL Offensive Player of the Year:** Peyton Manning (*The Sporting News*). **AFC Offensive Player of the Year:** Peyton Manning (Kansas City 101 Club). **FedEx Air Player of the Year:** Peyton Manning. **2013 Sports Illustrated Sportsman of the Year:** Peyton Manning. **Colorado Sports Hall of Fame Male Athlete of the Year:** Peyton Manning. **Darrent Williams Good Guy Award:** Chris Harris Jr.

2012

**Pro Bowl:** Champ Bailey, Zane Beadles, Ryan Clady, Elvis Dumervil, Peyton Manning, Von Miller, Demaryius Thomas. **AII-NFL:** Champ Bailey (2nd team AP), Ryan Clady (1st team AP, Pro Football Weekly/PFWA, The Sporting News), Peyton Manning (1st team AP, Pro Football Weekly/PFWA, Sports Illustrated), Von Miller (1st team AP, Pro Football Weekly/PFWA, The Sporting News, Sports Illustrated). **Comeback Player of the Year:** Peyton Manning (AP, Sports Illustrated). **AFC Offensive Player of the Year:** Peyton Manning (Kansas City 101 Club). **FedEx Air Player of the Year:** Peyton Manning. **Colorado Sports Hall of Fame Pro Athlete of the Year:** Peyton Manning. **Darrent Williams Good Guy Award:** Wesley Woodyard.

2011

**Pro Bowl:** Champ Bailey, Ryan Clady, Brian Dawkins, Elvis Dumervil, Willis McGahee, Von Miller. **AII-NFL:** Chris Kuper (1st team Dallas Morning News), Von Miller (1st team Dallas Morning News, 2nd team AP). **AII-AFC:** Elvis Dumervil (Pro Football Weekly/PFWA), Von Miller (Pro Football Weekly/PFWA). **NFL Defensive Rookie of the Year:** Von Miller (AP, Sports Illustrated, Dallas Morning News, Football Outsiders). **AII-Rookie:** Orlando Franklin (Football Outsiders), Chris Harris (Pro Football Weekly/PFWA, Football Outsiders), Von Miller (Pro Football Weekly/PFWA, Football Outsiders). **Colorado Sports Hall of Fame Pro Athlete of the Year:** Tim Tebow. **GMC Never Say Never Moment of the Year Award:** Tim Tebow. **Darrent Williams Good Guy Award:** Champ Bailey. **PFWA Good Guy Award (National Chapter):** Tim Tebow.

2010

**Pro Bowl:** Champ Bailey, Brandon Lloyd. **AII-NFL:** Brandon Lloyd (2nd team AP). **Darrent Williams Good Guy Award:** Mario Haggan.

2009

**Pro Bowl:** Champ Bailey, Ryan Clady, Brian Dawkins, Elvis Dumervil, Brandon Marshall. **AII-NFL:** Ryan Clady (1st team AP, Pro Football Weekly/PFWA, The Sporting News, ESPN.com), Brian Dawkins (2nd team AP, The Sporting News), Elvis Dumervil (1st team AP, Pro Football Weekly/PFWA, The Sporting News, ESPN.com). **AII-Rookie:** Knowshon Moreno (Pro Football Weekly/PFWA, The Sporting News). **NFL Alumni Pass Rusher of the Year:** Elvis Dumervil. **Darrent Williams Good Guy Award:** Elvis Dumervil. **Tourism Industry Hall of Fame (Denver):** Pat Bowlen (Class of 2009).

2008

**Pro Bowl:** Jay Cutler, Brandon Marshall, Casey Wiegmann. **AII-NFL:** Ryan Clady (2nd team AP), Ryan Harris (Sports Illustrated). **AII-AFC:** Ryan Clady (Pro Football Weekly/PFWA). **AII-Rookie:** Ryan Clady (Pro Football Weekly/PFWA, The Sporting News), Brett Kern (Pro Football Weekly/PFWA, The Sporting News), Eddie Royal (Pro Football Weekly/PFWA, The Sporting News). **Darrent Williams Good Guy Award:** Ebenezer Ekuban. **Colorado Sports Hall of Fame Inductee:** Rod Smith (Class of 2009).

2007

**Pro Bowl:** Champ Bailey, John Lynch. **AII-NFL:** Champ Bailey (2nd team AP). **Darrent Williams Good Guy Award:** John Lynch.

2006

**Pro Bowl:** Champ Bailey, John Lynch, Al Wilson (Wilson did not play in game due to injury). **AII-NFL:** Champ Bailey (1st team AP, Pro Football Weekly/PFWA, The Sporting News, Sports Illustrated), Tom Nalen (Sports Illustrated), Al Wilson (2nd team AP). **AII-AFC:** Champ Bailey (Pro Football Weekly/PFWA). **Colorado Sports Hall of Fame Pro Athlete of the Year:** Champ Bailey. **Colorado Sports Hall of Fame Inductee:** Pat Bowlen (Class of 2007).

2005

**Pro Bowl:** Champ Bailey, John Lynch, Rod Smith, Al Wilson. **AII-NFL:** Champ Bailey (1st team AP, Pro Football Weekly/PFWA, The Sporting News, USA Today), Matt Lepsis (Sports Illustrated), Tom Nalen (Sports Illustrated), Al Wilson (1st team AP, The Sporting News). **AII-AFC:** Champ Bailey (Pro Football Weekly/PFWA), Al Wilson (Pro Football Weekly/PFWA). **AII-Rookie:** Darrent Williams (Pro Football Weekly/PFWA, NFL.com). **Colorado Sports Hall of Fame Pro Athlete of the Year:** Champ Bailey.

2004

**Pro Bowl:** Champ Bailey, John Lynch. **AII-NFL:** Champ Bailey (1st team AP, The Sporting News, Pro Football Weekly), John Lynch (2nd team College & Pro Football Newsweekly). **AII-AFC:** Champ Bailey (Pro Football Weekly). **AII-Rookie:** D.J. Williams (Pro Football Weekly).

2003

**Pro Bowl:** Tom Nalen, Clinton Portis, Al Wilson. **AII-NFL:** Tom Nalen (1st team AP, Pro Football Weekly). **AII-AFC:** Tom Nalen (Pro Football Weekly). **NFL Alumni Offensive Lineman of the Year:** Tom Nalen.

2002

**Pro Bowl:** Trevor Pryce, Al Wilson (Wilson did not play in game due to injury). **AII-NFL:** Al Wilson (2nd team Football Digest). **NFL Offensive Rookie of the Year:** Clinton Portis (AP, Pro Football Weekly, Football Digest). **NFL Rookie of the Year:** Clinton Portis (Sports Illustrated/Dr. Z). **AII-Rookie:** Clinton Portis (Pro Football Weekly).

2001

**Pro Bowl:** Dwayne Carswell, Jason Elam, Ian Gold, Deltha O'Neal, Trevor Pryce, Rod Smith, Al Wilson (Pryce and Smith did not play in game due to injury). **AII-NFL:** Jason Elam (2nd team AP, College & Pro Football Newsweekly and Football News), Trevor Pryce (2nd team AP and College & Pro Football Newsweekly), Rod Smith (1st team Football Digest, 2nd team AP), Deltha O'Neal (2nd team College & Pro Football Newsweekly). **AII-AFC:** Jason Elam (Pro Football Weekly, Football News), Ian Gold (Pro Football Weekly), Deltha O'Neal (Pro Football Weekly), Trevor Pryce (Football News), Rod Smith (Pro Football Weekly). **NFL Alumni Special Teams Player of the Year:** Jason Elam.

2000

**Pro Bowl:** Brian Griese, Tom Nalen, Trevor Pryce, Rod Smith (Griese and Nalen did not play in game due to injury). **AII-NFL:** Howard Griffith (2nd team College & Pro Football Newsweekly and Football Digest), Ed McCaffrey (Sports Illustrated), Tom Nalen (AP, USA Today, Sports Illustrated, The Sporting News, Football Digest; 2nd team College & Pro Football Newsweekly), Trevor Pryce (2nd team College & Pro Football Newsweekly), Rod Smith (USA Today, College & Pro Football Newsweekly, Football Digest; 2nd team AP). **AII-AFC:** Tom Nalen (Pro Football Weekly, Football News), Trevor Pryce (Pro Football Weekly, Football News), Rod Smith (Pro Football Weekly, Football News). **NFL Offensive Rookie of the Year:** Mike Anderson (AP, Pro Football Weekly, Football Digest). **NFL Rookie of the Year:** Mike Anderson (USA Today). **AII-Rookie:** Mike Anderson (Pro Football Weekly, Football News, Football Digest), Deltha O'Neal (punt returner—Football News).

1999

**Pro Bowl:** Tom Nalen, Trevor Pryce, Detron Smith (Nalen did not play in game due to injury). **AII-NFL:** Trevor Pryce (AP, Sports Illustrated, College & Pro Football Newsweekly, 2nd team Football Digest), Tom Nalen (The Sporting News, Football Digest, 2nd team AP). **AII-AFC:** Trevor Pryce (Pro Football Weekly), Detron Smith (special teams; Pro Football Weekly). **AII-Rookie:** Olandis Gary (Pro Football Weekly, College & Pro Football Newsweekly, Football News, Football Digest), Chris Watson (kick returner; College & Pro Football Newsweekly).

1998

**Pro Bowl:** Steve Atwater, Terrell Davis, Jason Elam, John Elway, Tony Jones, Ed McCaffrey, Tom Nalen, Bill Romanowski, Mark Schlereth, Shannon Sharpe (Davis and Sharpe did not play in game due to injury). **All-NFL:** Terrell Davis (AP, Sports Illustrated, The Sporting News, USA Today, Pro Football Weekly, College & Pro Football Newsweekly, Football Digest), Jason Elam (2nd team AP, College & Pro Football Newsweekly, Football Digest), Howard Griffith (2nd team Football Digest), Ed McCaffrey (2nd team AP), Tom Nalen (USA Today), Mark Schlereth (2nd team College & Pro Football Newsweekly), Shannon Sharpe (AP, The Sporting News, USA Today, Pro Football Weekly, College & Pro Football Newsweekly, Football Digest), Rod Smith (2nd team College & Pro Football Newsweekly). **All-AFC:** Terrell Davis (Pro Football Weekly, Football News), Jason Elam (Pro Football Weekly, Football News), Vaughn Hebronn (kick returner—Pro Football Weekly), Ed McCaffrey (Football News), Shannon Sharpe (Pro Football Weekly, Football News). **All-Rookie:** Eric Brown (Football News, Football Digest, College & Pro Football Newsweekly). **Super Bowl XXXIII Most Valuable Player (Pete Rozelle Trophy):** John Elway. **NFL Most Valuable Player:** Terrell Davis (AP, Pro Football Weekly, Pro Football Writers of America). **NFL Player of the Year:** Terrell Davis (The Sporting News, Football Digest, NFL Films). **NFL Offensive Player of the Year:** Terrell Davis (AP, College & Pro Football Newsweekly). **AFC Player of the Year:** Terrell Davis (Football News). **AFC Offensive Player of the Year:** Terrell Davis (Kansas City 101 Club). **San Diego Hall of Champions Professional Star of the Year:** Terrell Davis. **Colorado Sports Hall of Fame Inductee:** John Elway (Class of 1999). **Colorado Sports Hall of Fame Professional Athlete of the Year:** Terrell Davis. **ESPY Award for Pro Football Performer of the Year:** Terrell Davis.

1997

**Pro Bowl:** Terrell Davis, John Elway, Tom Nalen, Shannon Sharpe, Neil Smith (Elway did not play in game due to injury). **All-NFL:** Terrell Davis (AP, Sports Illustrated, The Sporting News, USA Today, Pro Football Weekly, College & Pro Football Newsweekly, Football News, Football Digest), John Elway (College & Pro Football Newsweekly 2nd team), Darren Gordon (1st team punt returner—Sports Illustrated, The Sporting News, USA Today, Pro Football Weekly; 2nd team punt returner—Football Digest, College & Pro Football Newsweekly), John Mobley (1st team AP, The Sporting News, Pro Football Weekly, Football Digest; 2nd team College & Pro Football Newsweekly), Tom Nalen (2nd team College & Pro Football Newsweekly), Mark Schlereth (Sports Illustrated), Shannon Sharpe (AP, The Sporting News, USA Today, Pro Football Weekly, College & Pro Football Newsweekly 1st team; Football Digest 2nd team). **All-AFC:** John Elway (Pro Football Weekly, Football News), Darren Gordon (punt returner—Pro Football Weekly, Football News), John Mobley (Pro Football Weekly), Shannon Sharpe (Pro Football Weekly). **Super Bowl XXXII Most Valuable Player (Pete Rozelle Trophy):** Terrell Davis. **AFC Player of the Year:** Terrell Davis (Football News, Touchdown Club of Columbus). **AFC Offensive Player of the Year:** Terrell Davis (Kansas City 101 Club). **San Diego Hall of Champions Professional Star of the Year:** Terrell Davis. **Colorado Sports Hall of Fame King of the Hill Award:** Terrell Davis. **ESPY Award for Best Performance Under Pressure:** Terrell Davis.

1996

**Pro Bowl:** Steve Atwater, Tyrone Braxton, Terrell Davis, John Elway, Michael Dean Perry, Bill Romanowski, Shannon Sharpe, Alfred Williams, Gary Zimmerman (Atwater, Elway and Zimmerman did not play in game due to injury). **All-NFL:** Steve Atwater (AP 2nd team), Terrell Davis (AP, Sports Illustrated, The Sporting News, USA Today, Pro Football Weekly, Football News, College & Pro Football Newsweekly), John Elway (AP 2nd team, College & Pro Football Newsweekly 2nd team, Football Digest 2nd team), Bill Romanowski (College & Pro Football Newsweekly 2nd team), Shannon Sharpe (AP, Sports Illustrated, The Sporting News, Pro Football Weekly, Football Digest, College & Pro Football Newsweekly), Alfred Williams (AP, The Sporting News, Pro Football Weekly, Football Digest, College & Pro Football Newsweekly 2nd team), Gary Zimmerman (AP, Sports Illustrated, The Sporting News, Pro Football Weekly, Football Digest, College & Pro Football Newsweekly). **All-AFC:** Steve Atwater (UPI, Pro Football Weekly), Tyrone Braxton (Football News, UPI 2nd team), Terrell Davis (UPI, Football News), John Elway (UPI, Pro Football Weekly, Football News), Michael Dean Perry (UPI 2nd team), Bill Romanowski (UPI 2nd team), Shannon Sharpe (UPI, Football News), Alfred Williams (UPI, Football News), Gary Zimmerman (UPI, Football News). **NFL All-Rookie Team:** John Mobley (Pro Football Weekly, Football News, College & Pro Football Newsweekly). **NFL Most Valuable Player:** Terrell Davis (Sports Illustrated). **NFL Offensive Player of the Year:** Terrell Davis (AP). **AFC Player of the Year:** John Elway (Football News, Touchdown Club of Columbus). **AFC Most Valuable Player:** John Elway (NFLPA). **AFC Offensive Player of the Year:** Terrell Davis (UPI), John Elway (Kansas City 101 Club). **NFL Coach of the Year:** Mike Shanahan (Touchdown Club of Columbus). **AFC Coach of the Year:** Mike Shanahan (Kansas City 101 Club).

1995

**Pro Bowl:** Steve Atwater, Jason Elam, Glyn Milburn, Anthony Miller, Shannon Sharpe, Gary Zimmerman (Zimmerman did not play in game due to injury). **All-NFL:** Steve Atwater (College & Pro Football Newsweekly 2nd team), Jason Elam (AP 2nd team, College & Pro Football Newsweekly 2nd team, Football Digest 2nd team), Glyn Milburn (AP 2nd team, Sporting News 1st team, College & Pro Football Newsweekly 2nd team, Football Digest 1st team), Shannon Sharpe (AP 2nd team), Gary Zimmerman (AP 2nd team, Football Digest 1st team). **All-AFC:** Steve Atwater (UPI 1st team), Terrell Davis (UPI 2nd team), Jason Elam (UPI 1st team), Glyn Milburn (Football News 1st team), Michael Dean Perry (UPI 2nd team), Shannon Sharpe (UPI 2nd team), Gary Zimmerman (Football News 1st team, UPI 1st team). **NFL All-Rookie Team:** Terrell Davis (College & Pro Football Newsweekly, Football News, Pro Football Weekly). **NFL Rookie of the Year:** Terrell Davis (Football Digest). **Earl Hartman Awards (Broncos Most Valuable Players):** Terrell Davis (offense), Steve Atwater (defense), Glyn Milburn (special teams). **Bob Peck Award (Most Inspirational Player):** Michael Dean Perry. **Bob Martin Award (For cooperation with local media):** Lionel Washington.

1994

**Pro Bowl:** Steve Atwater, John Elway, Shannon Sharpe, Gary Zimmerman (Sharpe did not play in game). **All-NFL:** Shannon Sharpe (College & Pro Football Newsweekly 2nd team, Football Digest 2nd team). **All-AFC:** Tom Rouen (UPI 2nd team), Shannon Sharpe (UPI 2nd team), Gary Zimmerman (UPI 2nd team). **Earl Hartman Awards (Broncos Most Valuable Players):** John Elway (offense), Steve Atwater (defense), Ray Jacobs (special teams). **Bob Peck Award (Most Inspirational Player):** Shannon Sharpe. **Bob Martin Award (For cooperation with local media):** Shannon Sharpe.

1993

**Pro Bowl:** Steve Atwater, John Elway, Karl Mecklenburg, Shannon Sharpe, Dennis Smith. **All-NFL:** John Elway (AP 2nd team, College & Pro Football Newsweekly 2nd team, Football Digest 2nd team), Simon Fletcher (Football Digest 2nd team), Shannon Sharpe (AP, Pro Football Weekly/Pro Football Writers of America, The Sporting News, Sports Illustrated, College & Pro Football Newsweekly, Football Digest), Dennis Smith (College & Pro Football Newsweekly 2nd team), Gary Zimmerman (AP 2nd team, College & Pro Football Newsweekly 2nd team). **All-AFC:** Steve Atwater (UPI, Football News), John Elway (UPI, Football News), Shannon Sharpe (UPI, Football News). **NFL All-Rookie:** Jason Elam (Pro Football Weekly/Pro Football Writers of America, Football News, College & Pro Football Newsweekly, Football Digest). **AFC Most Valuable Player:** John Elway (NFL Players Association). **AFC Player of the Year:** John Elway (Football News). **AFC Offensive Player of the Year:** John Elway (UPI, Kansas City 101 Club). **Rookie Coach of the Year:** Wade Phillips (College & Pro Football Newsweekly). **Earl Hartman Awards (Broncos Most Valuable Players):** John Elway (offense), Simon Fletcher (offense), Reggie Rivers (special teams). **Bob Peck Award (Most Inspirational Player):** Dennis Smith. **Bob Martin Award (For cooperation with local media):** Tyrone Braxton.

1992

**Pro Bowl:** Steve Atwater, Michael Brooks, Shannon Sharpe. **All-NFL:** Steve Atwater (AP, Pro Football Weekly/Pro Football Writers of America, The Sporting News, Football Digest, NEA), Michael Brooks (Sports Illustrated, College & Pro Football Newsweekly 2nd team), Greg Kragen (AP 2nd team, College & Pro Football Newsweekly 2nd team). **All-AFC:** Steve Atwater (Football News). **NFL All-Rookie:** Russell Freeman (Football News, College & Pro Football Newsweekly), Arthur Marshall (Pro Football Weekly/Pro Football Writers of America, Football News, College & Pro Football Newsweekly). **Colorado Sports Hall of Fame Pro Athlete of the Year:** Michael Brooks. **Earl Hartman Awards (Broncos Most Valuable Players):** John Elway (offense), Simon Fletcher (defense), Keith Traylor (special teams). **Bob Peck Award (Most Inspirational Player):** Dennis Smith. **Bob Martin Award (For cooperation with local media):** Reggie Rivers.

1991

**Pro Bowl:** Steve Atwater, John Elway, Gaston Green, Karl Mecklenburg, Dennis Smith. **AII-NFL:** Steve Atwater (AP, Pro Football Weekly, College and Pro Football Newsweekly 2nd-team), Greg Kragen (Sports Illustrated). **AII-AFC:** Steve Atwater (Football News, Pro Football Weekly). **AFC Coach of the Year:** Dan Reeves (Football News, Kansas City 101 Club). **NFL Rookie of the Year:** Mike Croel (Bert Bell Award-World Almanac, Pro Football Weekly, Washington Touchdown Club, Pro-Set). **NFL Defensive Rookie of the Year:** Mike Croel (AP, College and Pro Football Newsweekly). **NFL All-Rookie:** Mike Croel (Football News, Pro Football Weekly, College and Pro Football Newsweekly, Football Digest), Reggie Johnson (Pro Football Digest), Keith Traylor (Pro Football Weekly, Football Digest). **Earl Hartman Award Winners (Broncos Most Valuable Players):** John Elway (offense), Dennis Smith (defense), Alton Montgomery (special teams). **Bob Peck Memorial Award (Most Inspirational Player):** Kenny Walker. **Bob Martin Award (For cooperation with local media):** Greg Kragen.

1990

**Pro Bowl:** Steve Atwater, Bobby Humphrey, Dennis Smith. **AII-NFL:** Steve Atwater (College and Pro Football Newsweekly-second team), Mike Horan (College and Pro Football Newsweekly-second team). **AII-AFC:** Steve Atwater (UPI, Football News), Mike Horan (UPI-second team, Football News). **Earl Hartman Award (Broncos Most Valuable Players):** Bobby Humphrey (offense), Steve Atwater (defense), Kevin Clark (special teams). **Bob Peck Memorial Award (Most Inspirational Player):** Keith Kartz. **Bob Martin Award (for cooperation with media):** Mark Jackson.

1989

**Pro Bowl:** John Elway, Greg Kragen, Karl Mecklenburg, Dennis Smith, David Treadwell. **AII-NFL:** Mike Horan (College and Pro Football Newsweekly 2nd team), Karl Mecklenburg (AP, Pro Football Weekly, Sports Illustrated, NEA-World Almanac, Football Digest), Dennis Smith (AP 2nd team). **AII-AFC:** Greg Kragen (Pro Football Weekly), Karl Mecklenburg (UPI, Pro Football Weekly, Football News), Dennis Smith (Pro Football Weekly, UPI 2nd team), David Treadwell (UPI, Pro Football Weekly, Football News). **NFL Rookie of the Year:** Bobby Humphrey (Touchdown Club of Washington, D.C.). **NFL Offensive Rookie of the Year:** Bobby Humphrey (NFL Players Association). **NFL Defensive Rookie of the Year:** Steve Atwater (Football Digest). **AFC Offensive Rookie of the Year:** Bobby Humphrey (Mackey Award). **NFL All-Rookie:** Steve Atwater (UPI, Pro Football Weekly, PFWA, College and Pro Football Newsweekly, Football Digest), Bobby Humphrey (UPI, Pro Football Weekly, PFWA, College and Pro Football Newsweekly), David Treadwell (Football Digest), Doug Widell (College and Pro Football Newsweekly, Football Digest). **Colorado Sports Hall of Fame Pro Athlete of the Year:** Bobby Humphrey. **Earl Hartman Award Winners (Broncos Most Valuable Players):** Bobby Humphrey (offense), Dennis Smith (defense), David Treadwell (special teams). **Bob Peck Memorial Award (Most Inspirational Player):** Marc Munford.

1988

**Pro Bowl:** Mike Horan. **AII-NFL:** Mike Horan (AP, PFWA, The Sporting News, College and Pro Football Newsweekly, Sports Illustrated, World Almanac 2nd team). **AII-AFC:** Mike Horan (UPI, Football News). **NFL All-Rookie:** Gerald Perry (UPI, Football Digest). **Earl Hartman Award Winners (Broncos Most Valuable Players):** John Elway and Sammy Winder (offense), Simon Fletcher (defense), Ken Bell (special teams). **Bob Peck Memorial Award (Most Inspirational Player):** Keith Bishop and Billy Bryan.

1987

**Pro Bowl:** Keith Bishop, John Elway, Karl Mecklenburg. **AII-NFL:** Keith Bishop (Sports Illustrated, NEA-second team), John Elway (The Sporting News, NEA, AP-second team), Karl Mecklenburg (NEA, AP-second team). **AII-AFC:** Keith Bishop (UPI-second team), John Elway (UPI, Pro Football Weekly, Football News), Rulon Jones (UPI-second team), Karl Mecklenburg (UPI, Pro Football Weekly, Football News). **NFL Most Valuable Player:** John Elway (AP). **AFC Most Valuable Player:** John Elway (NFLPA). **AFC Player of the Year:** John Elway (Football News). **AFC Offensive Player of the Year:** John Elway (UPI, Kansas City 101 Club). **NFL All-Rookie:** Ricky Nattiel (UPI, College and Pro Football Newsweekly, Football Digest, PFWA, Pro Football Weekly). **Earl Hartman Award Winners (Broncos Most Valuable Players):** John Elway (offense), Karl Mecklenburg (defense), Ken Bell (special teams). **Bob Peck Memorial Award (Most Inspirational Player):** Keith Bishop.

1986

**Pro Bowl:** Keith Bishop, John Elway, Rulon Jones, Karl Mecklenburg, Dennis Smith, Sammy Winder. **AII-NFL:** John Elway (AP-honorable mention), Keith Bishop (AP-honorable mention), Mike Harden (AP-honorable mention), Rulon Jones (AP, Pro Football Weekly, Sports Illustrated, PFWA, The Sporting News, Football Digest, NEA-second team), Karl Mecklenburg (AP, Pro Football Weekly, Sports Illustrated, PFWA, The Sporting News, Football News, Football Digest, NEA), Dennis Smith (AP-honorable mention, Football News second team, NEA). **AII-AFC:** Keith Bishop (UPI-second team, Football News), John Elway (UPI-second team), Rulon Jones (UPI, Pro Football Weekly, Football News), Karl Mecklenburg (UPI, Pro Football Weekly, Football News), Dennis Smith (Pro Football Weekly), Gerald Willhite (UPI-second team). **AFC Defensive Player of the Year:** Rulon Jones (UPI). **AFC Player of the Year:** Karl Mecklenburg (Football News). **Colorado Sports Hall of Fame King of the Hill Award:** John Elway. **Seattle Gold Helmet Award (Professional Football Player of the Year):** John Elway. **Earl Hartman Award Winners (Broncos Most Valuable Players):** John Elway (offense), Mike Harden (defense), Darren Comeaux (special teams). **Bob Peck Memorial Award (Most Inspirational Player):** Tom Jackson.

1985

**Pro Bowl:** Rulon Jones, Karl Mecklenburg, Dennis Smith, Louis Wright. **AII-NFL:** John Elway (AP-honorable mention), Rulon Jones (AP-2nd team, The Sporting News, Sports Illustrated), Karl Mecklenburg (AP, Sports Illustrated, PFWA, The Football News, NEA), Dennis Smith (AP-honorable mention), Louis Wright (AP honorable mention). **AII-AFC:** Rulon Jones (UPI), Karl Mecklenburg (UPI), Dennis Smith (UPI-2nd team), Louis Wright (UPI). **Earl Hartman Award Winners (Broncos Most Valuable Players):** John Elway (offense), Rulon Jones (defense), Daniel Hunter (special teams). **Bob Peck Memorial Award (Most Inspirational Player):** Tom Jackson.

1984

**Pro Bowl:** Sammy Winder. **AII-NFL:** Tom Jackson (CPFW-2nd team), Dennis Smith (Pro Football Weekly, CPFW-2nd team), Louis Wright (The Sporting News, Sports Illustrated, Pro Football Weekly, NEA-2nd team, CPFW-2nd team). **AII-AFC:** Tom Jackson (Pro Football Weekly, UPI 2nd team), Dennis Smith (Pro Football Weekly, UPI-2nd team), Sammy Winder (UPI-2nd team), Louis Wright (Pro Football Weekly, UPI-2nd team). **AII-Rookie:** Winford Hood (UPI), Clarence Kay (PFWA, Pro Football Weekly). **Colorado Sports Hall of Fame Pro Athlete of the Year:** Tom Jackson. **Earl Hartman Award Winners (Broncos Most Valuable Players):** Steve Watson (offense), Louis Wright (defense), Ken Woodard (special teams). **Bob Peck Memorial Award (Most Inspirational Player):** Tom Jackson. **NFL Coach of the Year:** Dan Reeves (NFL-Sports Illustrated, Pro Football Weekly, College and Pro Football Newsweekly, AFC-Kansas City 101 Club, Football News).

1983

**Pro Bowl:** Randy Gradishar, Louis Wright (DNP). **AII-NFL:** Randy Gradishar (AP-2nd team), Louis Wright (NEA, CPFN-2nd team). **AII-AFC:** Randy Gradishar (UPI-2nd team). **Earl Hartman Award Winners (Broncos Most Valuable Players):** Steve Watson (offense), Randy Gradishar (defense), Ken Woodard (special teams). **Bob Peck Memorial Award (Most Inspirational Player):** Tom Jackson.

1982

**Pro Bowl:** Randy Gradishar, Luke Prestridge, Rick Upchurch. **AII-NFL:** Randy Gradishar (Football Digest), Luke Prestridge (AP, Football Digest), Rick Upchurch (AP, Football Digest). **AII-AFC:** Randy Gradishar (UPI), Luke Prestridge (UPI). **Earl Hartman Award Winners (Broncos Most Valuable Players):** Billy Bryan (offense), Louis Wright (defense), Rick Upchurch and Rob Lytle (special teams). **Bob Peck Memorial Award (Most Inspirational Player):** Tom Jackson.

643

## BRONCOS IN THE PRO BOWL (1970-2012)

*(Please see year-by-year Broncos Pro Bowlers and AFL All-Star Game participants beginning on page 376) Current players in bold*

PRO BOWLS			PRO BOWLS		
PLAYER	AS A BRONCO	SEASON(S) SELECTED	PLAYER	AS A BRONCO	SEASON(S) SELECTED
Lyle Alzado	2	1977-78	Karl Mecklenburg	6	1985-87, '89, '91, '93
Otis Armstrong	2	1974, '76	Glyn Milburn	1	1995
Steve Atwater	8	1990-96, '98	Anthony Miller	1	1995
Champ Bailey	8	2004-07, '09-12	<b>Von Miller</b>	<b>2</b>	<b>2011-12</b>
Zane Beadles	1	2012	Haven Moses	1	1973
Keith Bishop	2	1986-87	Tom Nalen	5	1997-2000, '03
Tyrone Braxton	1	1996	Riley Odums	4	1973-75, '78
Michael Brooks	1	1992	Deltha O'Neal	1	2001
Dwayne Carswell	1	2001	Michael Dean Perry	1	1996
<b>Ryan Clady</b>	<b>3</b>	<b>2009, '11-12</b>	Clinton Portis	1	2003
Jay Cutler	1	2008	<b>Matt Prater</b>	<b>1</b>	<b>2013</b>
Terrell Davis	3	1996-98	Luke Prestridge	1	1982
Brian Dawkins	2	2009, '11	Trevor Pryce	4	1999-2002
Elvis Dumervil	3	2009, '11-12	Bill Romanowski	2	1996, '98
Jason Elam	3	1995, '98, 2001	Mark Schlereth	1	1998
John Elway	9	1986, '87, '89, '91, 1993-94, '96-98	Shannon Sharpe	7	1992-98
Ian Gold	1	2001	Dennis Smith	6	1985-86, '89-91, '93
Randy Gradishar	7	1975, '77-79, 1981-83	Detron Smith	1	1999
Gaston Green	1	1991	Rod Smith	3	2000-01, '05
Brian Griese	1	2000	Neil Smith	1	1997
Mike Horan	1	1988	Paul Smith	2	1972-73
Bobby Humphrey	1	1990	Bob Swenson	1	1981
Rich Jackson	2	1970-71	<b>Demaryius Thomas</b>	<b>2</b>	<b>2012-13</b>
Tom Jackson	3	1977-79	<b>Julius Thomas</b>	<b>1</b>	<b>2013</b>
Tony Jones	1	1998	Billy Thompson	3	1977-78, '81
Rulon Jones	2	1985-86	David Treadwell	1	1989
Greg Kragen	1	1989	Rick Upchurch	4	1976, '78-79, '82
Floyd Little	3	1970-71, '73	<b>Louis Vasquez</b>	<b>1</b>	<b>2013</b>
Brandon Lloyd	1	2010	Steve Watson	1	1981
John Lynch	4	2004-07	Casey Wiegmann	1	2008
<b>Peyton Manning</b>	<b>2</b>	<b>2012-13</b>	Alfred Williams	1	1996
Brandon Marshall	2	2008-09	Al Wilson	5	2001-03, '05-06
Ed McCaffrey	1	1998	Sammy Winder	2	1984, '86
Willis McGahee	1	2011	Louis Wright	5	1977-79, '83, '85
			Gary Zimmerman	3	1994-96

## BRONCOS IN THE AFL ALL-STAR GAME (1960-69)

AFL-STAR SEL.			AFL-STAR SEL.		
PLAYER	AS A BRONCO	SEASON(S) SELECTED	PLAYER	AS A BRONCO	SEASON(S) SELECTED
Ken Adamson	1	1961	Larry Kaminski	1	1967
John Bramlett	1	1966	Floyd Little	2	1968-69
Willie Brown	1	1964	Bud McFadin	3	1961-63
Dave Costa	3	1967-69	Gene Mingo	1	1962
Mike Current	1	1969	Bob Scarpitto	1	1966
Eldon Danenhauer	2	1962, '65	Don Stone	1	1961
Al Denson	2	1967, '69	Jerry Sturm	2	1964, '66
Jim Fraser	2	1962, '64	Lionel Taylor	1	1962
Cookie Gilchrist	1	1965	Frank Tripucka	1	1962
George Goeddeke	1	1969	Nemiah Wilson	1	1967
Goose Gonsoulin	5	1961-64, '66	Bob Zeman	1	1962
Rich Jackson	2	1968-69			

## BRONCOS ALL-TIME NFL HONORS

### NFL MOST VALUABLE PLAYER (AP)

2013	QB Peyton Manning	(16 starts / 450-659, 68.3%, 5,477 yds., 55 TDs, 10 INTs / 115.1 rtg.)
1998	RB Terrell Davis	(16 starts / 392 att., 2,008 yds., 5.1 avg., 21 TDs / 25 rec., 217 yds., 8.7 avg., 2 TDs)
1987	QB John Elway	(12 starts / 224-410, 54.6%, 3,198 yds., 19 TDs, 12 INTs / 66 att., 304 yds., 4.6 avg., 4 TDs)

### NFL OFFENSIVE PLAYER OF THE YEAR (AP)

1998	RB Terrell Davis	(16 starts / 392 att., 2,008 yds., 5.1 avg., 21 TDs / 25 rec., 217 yds., 8.7 avg., 2 TDs)
1996	RB Terrell Davis	(16 starts / 345 att., 1,538 yds., 4.5 avg., 13 TDs / 36 rec., 310 yds., 8.6 avg., 2 TDs)

### NFL DEFENSIVE PLAYER OF THE YEAR (AP)

1978	LB Randy Gradishar	(16 starts / 286 tackles, incl. 190 solo, 4 INTs, 2 FF, 1 returned for a TD)
------	--------------------	--



## BRONCOS ALL-TIME NFL HONORS, CONT.

### NFL OFFENSIVE ROOKIE OF THE YEAR (AP)

2002	RB Clinton Portis	(16 gms., 12 starts / 273 att., 1508 yds., 5.5 avg., 15 TDs / 33 rec., 364 yds., 11.0 avg., 2 TDs)
2000	RB Mike Anderson	(16 gms., 12 starts / 297 att., 1487 yds., 5.0 avg., 15 TDs / 23 rec., 169 yds., 7.3 avg.)

### NFL DEFENSIVE ROOKIE OF THE YEAR (AP)

2011	LB Von Miller	(15 gms., 15 starts / 64 tackles, incl. 50 solo, 11.5 sacks, -77 yds., 2 FF, 4 PD)
1991	LB Mike Croel	(13 gms., 10 starts / 84 tackles, incl. 55 solo, 10 sacks, -65 yds., 4 FF, 2 PD)

### AFC OFFENSIVE PLAYER OF THE MONTH

(14 Total Winners—Award Initiated by NFL in 1986)

2013	QB Peyton Manning	December	(145-214, 67.8%, 1,755 yds., 19 TDs, 3 INTs, 116.5 rtg.)
2013	QB Peyton Manning	September	(117-156, 75.0%, 1,470 yds., 16 TDs, 0 INTs, 138.0 rtg.)
2012	QB Peyton Manning	December	(123-174, 70.7%, 1,399 yds., 11 TDs, 3 INTs, 108.4 rtg.)
2012	QB Peyton Manning	October	(77-104, 74.0%, 951 yds., 9 TDs, 1 INT, 126.7 rtg.)
2008	QB Jay Cutler	September	(102-157, 65.0%, 1,275 yds., 9 TDs, 4 INTs, 98.6 rtg.)
2001	QB Brian Griese	September	(60-93, 64.5%, 763 yds., 7 TDs, 2 INTs, 106.2 rtg.)
2000	RB Mike Anderson	December	(104 att., 516 yds., 5.0 avg., 8 TDs / 4 rec., 34 yds., 8.5 avg.)
2000	WR Rod Smith	November	(26 rec., 479 yds., 18.4 avg., 1 TD / 3 rush, 76 yds., 26 avg., 1 TD)
1998	RB Terrell Davis	October	(81 att., 512 yds., 6.3 avg., 6 TDs / 5 rec., 76 yds., 15.2 avg.)
1998	RB Terrell Davis	September	(94 att., 489 yds., 5.2 avg., 6 TDs / 4 rec., 22 yds., 5.5 avg.)
1997	QB John Elway	November	(94-149, 61.7%, 1,231 yds., 8 TDs, 0 INTs / 23 att., 60 yds., 2.6 avg.)
1997	RB Terrell Davis	September	(118 att., 605 yds., 5.1 avg., 4 TDs / 6 rec., 31 yds., 5.2 avg.)
1996	QB John Elway	October	(73-111, 65.8%, 935 yds., 10 TDs, 3 INTs / 18 att., 110 yds., 6.1 avg., 1 TD)
1996	RB Terrell Davis	September	(112 att., 573 yds., 5.1 avg., 4 TDs / 10 rec., 83 yds., 8.3 avg.)

### AFC DEFENSIVE PLAYER OF THE MONTH

(8 Total Winners—Award Initiated by NFL in 1986)

2012	LB Von Miller	November	(8 sacks, -54 yds., 20 tackles, 3 FF)
2006	CB Champ Bailey	October	(3 INTs, 21 tackles, 9 PBUs)
2005	CB Champ Bailey	November	(3 INTs, 1 TD on INT return, 20 tackles, 5 PBUs)
2001	CB Deltha O'Neal	October	(6 INTs, 17 tackles)
1991	LB Simon Fletcher	December	(5 sacks, -39 yds., 15 tackles)
1989	LB Karl Mecklenburg	November	(4.5 sacks, -40 yds., 18 tackles)
1989	S Dennis Smith	October	(2 INTs, 22 tackles, 2 FF, 1 FR)
1986	DE Louis Jones	October	(8.5 sacks, -142 yds., 33 tackles)

### AFC SPECIAL TEAMS PLAYER OF THE MONTH

(7 Total Winners—Award Initiated by NFL in 1993)

2013	PR/KR Trindon Holliday	September	(13 punt returns, 191 yds., 14.7 avg., 1 TD / 3 kick returns, 139 yds., 46.3 avg., 1 TD)
2011	K Matt Prater	Dec./Jan.	(6-7 FGs, 8-8 PATs, 26 pts., 11 touchbacks)
2009	PR/KR Eddie Royal	October	(8 punt returns, 134 yds., 16.8 avg., 1 TD / 5 kick returns, 158 yds., 31.6 avg., 1 TD)
2009	K Matt Prater	September	(7-9 FGs, 5-5 PATs, 26 pts., 7 touchbacks)
2005	P Todd Sauerbrun	October	(11-of-28 punts downed inside 20, 45.3 gross avg., 39.1 net avg.)
2004	KR Reuben Droughns	September	(8 kick returns, 244 yds., 30.5 avg.)
2001	K Jason Elam	November	(11-12 FGs, 5-5 PATs, 38 pts.)

### NFL OFFENSIVE ROOKIE OF THE MONTH

2002	RB Clinton Portis	October	(79 att., 358 yds., 4.5 avg., 3 TDs / 11 rec., 98 yds., 8.9 avg., 1 TD)
2000	RB Mike Anderson	December	(104 att., 516 yds., 5.0 avg., 8 TDs / 4 rec., 34 yds., 8.5 avg.)
2000	RB Mike Anderson	September	(85 att., 403 yds., 4.7 avg., 3 TDs / 5 rec., 39 yds., 7.8 avg.)

### NFL DEFENSIVE ROOKIE OF THE MONTH

2011	LB Von Miller	November	(31 tackles, 4.5 sacks and 2 PD)
2004	LB D.J. Williams	December	(40 tackles, 1 sack, 1 INT, 1 FF, and 4 PD)

### AFC OFFENSIVE PLAYER OF THE WEEK

(53 Total Winners—Award Initiated by NFL in 1984)

2013	QB Peyton Manning	Week 16	at Houston	(32-51, 62.7%, 400 yds., 4 TDs, 113.2 rtg.)
2013	WR Eric Decker	Week 13	at Kansas City	(8 rec., 174 yds., 21.8 avg., 4 TDs)
2013	WR Demaryius Thomas	Week 10	at San Diego	(7 rec., 108 yds., 15.4 avg., 3 TDs)
2013	QB Peyton Manning	Week 3	vs. Oakland	(32-37, 86.5%, 374 yds., 3 TDs, 135.8 rtg.)
2013	QB Peyton Manning	Week 1	vs. Baltimore	(27-42, 64.3%, 462 yds., 7 TDs, 141.1 rtg.)
2012	QB Peyton Manning	Week 17	vs. Kansas City	(23-29, 79.3%, 304 yds., 3 TDs, 144.8 rtg.)
2012	RB Knowshon Moreno	Week 15	at Baltimore	(22 att., 118 yds., 5.4 avg., 1 TD / 2 rec., 8 yds.)
2012	QB Peyton Manning	Week 6	at San Diego	(24-30, 80.0%, 309 yds., 3 TDs, 1 INT, 129.0 rtg.)
2009	WR Brandon Marshall	Week 14	at Indianapolis	(21 rec., 200 yds., 9.5 avg., 2 TDs; *NFL rec.)
2009	QB Kyle Orton	Week 5	vs. New England	(35-48, 72.9%, 330 yds., 2 TDs, 1 INT, 96.7 rtg.)
2008	QB Jay Cutler	Week 10	at Cleveland	(24-42, 57.1%, 447 yds., 3 TDs, 1 INT, 107.9 rtg.)
2008	WR Brandon Marshall	Week 2	vs. San Diego	(18 rec., 166 yds., 9.2 avg., 1 TD)
2008	WR Rod Smith	Week 15	at Buffalo	(11 rec., 137 yds., 12.5 avg., 1 TD)
2005	QB Jake Plummer	Week 8	vs. Philadelphia	(22-35, 62.9%, 309 yds., 4 TDs, 129.3 rtg.)
2004	QB Jake Plummer	Week 17	vs. Indianapolis	(17-30, 58.2%, 246 yds., 2 TDs, 105.7 rtg.)
2003	RB Clinton Portis	Week 14	vs. Kansas City	(22 att., 218 yds., 9.9 avg., 5 TDs / 2 rec., 36 yds., 18.0 avg.)
2003	TE Shannon Sharpe	Week 11	vs. San Diego	(7 rec., 101 yds., 14.4 avg., 3 TDs)
2003	QB Jake Plummer	Week 3	vs. Oakland	(14-21, 66.7%, 197 yds., 2 TDs, 128.5 rtg.)
2002	TE Shannon Sharpe	Week 7	at Kansas City	(12 rec., 214 yds., 17.8 avg., 2 TDs; *NFL TE rec.)
2001	QB Brian Griese	Week 1	vs. N.Y. Giants	(21-29, 72.4%, 330 yds., 3 TDs, 144.3 rtg.)
2000	RB Mike Anderson	Week 14	at New Orleans	(37 att., 251 yds., 6.8 avg., 4 TDs; *NFL rookie rec.)
2000	RB Mike Anderson	Week 13	at Seattle	(30 att., 195 yds., 6.5 avg., 2 TDs / 2 rec., 14 yds.)
1999	RB Olandis Gary	Week 15	vs. Seattle	(22 att., 183 yds., 8.3 avg., 2 rec., 16 yds.)
1999	QB Brian Griese	Week 6	vs. Green Bay	(19-31, 61.3%, 363 yds., 2 TDs, 1 INT, 110.0 rtg.)
1998	RB Terrell Davis	Week 17	vs. Seattle	(29 att., 178 yds., 6.1 avg., 2 rec., 17 yds., 1 TD)
1998	QB John Elway	Week 14	vs. Kansas City	(22-32, 68.8%, 400 yds., 2 TDs, 1 INT, 119.3 rtg.)
1998	RB Terrell Davis	Week 8	vs. Jacksonville	(31 att., 136 yds., 4.4 avg., 3 TDs / 5 rec., 76 yds.)
1998	RB Terrell Davis	Week 5	vs. Philadelphia	(20 att., 168 yds., 8.4 avg., 2 TDs)
1998	RB Terrell Davis	Week 2	vs. Dallas	(23 att., 191 yds., 8.3 avg., 3 TDs)
1997	QB John Elway	Week 10	vs. Seattle	(19-30, 63.3%, 252 yds., 2 TDs, 112.1 rtg.)



## BRONCOS ALL-TIME NFL HONORS, CONT.

1997	RB Terrell Davis	Week 4	vs. Cincinnati	(27 att., 215 yds., 8.0 avg., 1 TD / 2 rec., 13 yds.)
1996	RB Terrell Davis	Week 12	at New England	(32 att., 154 yds., 4.8 avg., 2 TDs / 4 rec., 56 yds., 1 TD)
1996	RB Terrell Davis	Week 8	vs. Baltimore	(28 att., 194 yds., 6.9 avg., 2 TDs / 3 rec. 19 yds.)
1995	QB John Elway	Week 17	at Oakland	(24-41, 58.5%, 320 yds., 2 TDs, 1 INT, 89.5 rtg.)
1995	WR Anthony Miller	Week 7	vs. Oakland	(7 rec., 149 yds., 21.3 avg., 2 TDs)
1995	QB John Elway	Week 3	vs. Washington	(30-47, 63.8%, 327 yds., 2 TDs, 98.4 rtg.)
1994	QB John Elway	Week 9	vs. Cleveland	(30-41, 73.2%, 349 yds., 2 TDs, 114.8 rtg.)
1993	TE Shannon Sharpe	Week 15	vs. Kansas City	(10 rec., 65 yds., 6.5 avg., 3 TDs)
1993	QB John Elway	Week 12	vs. Pittsburgh	(18-25, 72%, 276 yds., 1 TD, 121.4 rtg.)
1993	QB John Elway	Week 10	at Cleveland	(17-23, 73.9%, 244 yds., 3 TDs, 147.5 rtg.)
1992	QB John Elway	Week 5	vs. Kansas City	(23-38, 60.5%, 311 yds., 2 TDs, 104.2 rtg.)
1992	QB John Elway	Week 1	vs. L.A. Raiders	(10-24, 41.7%, 171 yds., 1 INT, 49.1 rtg.)
1991	RB Gaston Green	Week 5	at Minnesota	(26 att., 158 yds., 6.1 avg. / 1 rec., 9 yds.)
1989	WR Vance Johnson	Week 12	vs. Seattle	(6 rec., 154 yds., 25.7 avg., 2 TDs)
1989	QB John Elway	Week 7	at Seattle	(18-35, 51.4%, 344 yds., 2 TDs, 104.9 rtg.)
1988	QB John Elway	Week 13	vs. L.A. Rams	(21-36, 58.3%, 272 yds., 3 TDs, 1 INT, 98.4 rtg.)
1988	RB Tony Dorsett	Week 2	vs. San Diego	(23 att., 113 yds., 4.9 avg., 1 TD)
1987	RB Joe Duke	Week 5	vs. L.A. Raiders	(23 att., 128 yds., 5.6 avg., 2 TDs)
1987	QB John Elway	Week 1	vs. Seattle	(22-32, 68.8%, 338 yds., 4 TDs, 1 INT, 129.9 rtg.)
1986	QB John Elway	Week 13	vs. Cincinnati	(22-34, 64.7%, 228 yds., 3 TDs, 113.4 rtg.)
1986	QB John Elway	Week 8	vs. Seattle	(18-32, 56.3%, 321 yds., 1 TD, 1 INT, 88.2 rtg.)
1984	QB John Elway	Week 10	vs. New England	(26-40, 65%, 315 yds., 3 TDs, 1 INT, 103.6 rtg.)
1984	QB Gary Kubiak	Week 9	at L.A. Raiders	(21-34, 61.8%, 206 yds., 1 TD, 88.6 rtg.)

### AFC DEFENSIVE PLAYER OF THE WEEK

(26 Total Winners—Award Initiated by NFL in 1984)

2013	CB D. Rodgers-Cromartie	Week 8	vs. Washington	(6 tackles, incl. 4 solo, 1 INT, 75 yds., TD, 3 PD)
2012	LB Von Miller	Week 11	vs. San Diego	(6 tackles, all solo, 3 sacks, -29 yds., 2 FF)
2012	LB Wesley Woodyard	Week 8	vs. New Orleans	(13 tackles, incl. 9 solo, 1 sack, -12 yds., 1 INT, 8 yds., 2 PD, 1 FF)
2012	CB Tracy Porter	Week 1	vs. Pittsburgh	(8 tackles, all solo, 1 INT, 43 yds., TD, 5 PD)
2011	LB Von Miller	Week 11	vs. N.Y. Jets	(10 tackles, incl. 9 solo, 1.5 sacks, -12 yds., 1 PD)
2009	CB Champ Bailey	Week 4	vs. Dallas	(8 tackles, all solo, 1 INT, 3 yds., 4 PD)
2007	DE Elvis Dumervil	Week 14	vs. Kansas City	(5 tackles, all solo, 3 sacks, -15 yds., 1 FF)
2005	S John Lynch	Week 17	at San Diego	(7 tackles, inc. 5 solo, 2 sacks, -12 yds., 2 FF)
2005	LB Al Wilson	Week 4	at Jacksonville	(6 tackles, inc. 4 solo, 1 sack, -2 yds., 2 FF)
2004	LB D.J. Williams	Week 16	at Tennessee	(7 tackles, incl. 5 solo, 1 INT, 10 yds., 3 PD)
2001	CB Denard Walker	Week 7	vs. New England	(6 tackles, incl. 5 solo, 2 INT, 39 yds., 1 TD)
2001	CB Deltha O'Neal	Week 4	vs. Kansas City	(2 tackles, both solo, 4 INT, 69 yds., 2 PD; *tied NFL rec.)
2000	CB Terrell Buckley	Week 6	at San Diego	(2 tackles, both solo, 2 INT, 64 yds., 2 PD)
1999	LB Glenn Cadrez	Week 11	vs. Oakland	(11 tackles, incl. 8 solo, 3 sacks, -16 yds.)
1998	CB Darrien Gordon	Week 13	at San Diego	(4 tackles, incl. 3 solo, 2 INT, 34 yds., 1 FR)
1998	CB Ray Crockett	Week 3	at Oakland	(5 tackles, all solo, 2 INT, 105 yds., 80-yd. TD, 2 PD)
1997	LB John Mobley	Week 6	vs. New England	(15 tackles, incl. 12 solo, 1 INT, 13 yds., 1 TD, 1 FR)
1996	DE Alfred Williams	Week 3	vs. Tampa Bay	(3 tackles, all solo, 2 sacks, -14 yds., 2 FF, 1 FR)
1991	S Steve Atwater	Week 3	vs. Seattle	(7 tackles, incl. 6 solo, 1 INT, 1 yd., 1 FR)
1989	NT Greg Kragen	Week 10	at Kansas City	(6 tackles, incl. 5 solo, 1 sack, -9 yds., 1 FF)
1987	LB Karl Mecklenburg	Week 13	vs. New England	(8 tackles, incl. 7 solo, 2 INT, 25 yds.)
1986	CB Mike Henderson	Week 9	at L.A. Raiders	(5 tackles, incl. 4 solo, 2 INT, 64 yds., 40-yd. TD, 3 PD)
1986	LB Karl Mecklenburg	Week 4	vs. New England	(11 tackles, incl. 9 solo, 2 sacks, -23 yds.)
1985	LB Karl Mecklenburg	Week 13	at Pittsburgh	(6 tackles, all solo, 4 sacks, -18 yds.)
1985	CB Louis Wright	Week 11	vs. San Diego	(3 tackles, all solo, 1 INT, 16 yds., 60-yd. blocked FG ret. TD in OT)
1984	S Steve Foley	Week 7	vs. Green Bay	(8 tackles, incl. 5 solo, 1 INT, 20 yds., 22-yd. FR for TD)

### AFC SPECIAL TEAMS PLAYER OF THE WEEK

(25 Total Winners—Award Initiated by NFL in 1993)

2013	K Matt Prater	Week 14	vs. Tennessee	(3-3 FGS, 25/64/19, 6-6 PAT, 15 pts., 8 KO for touchback)
2012	PR/KR Trindon Holliday	Week 2	at N.Y. Giants	(1 KOR, 121 yds., 30.3 avg., 1 TD)
2012	PR/KR Trindon Holliday	Week 9	at Cincinnati	(2 KOR, 119 yds., 59.5 avg., 1 TD)
2012	K Matt Prater	Week 4	vs. Oakland	(3-3 FGS, 21/43/53, 4-4 PAT, 13 pts., 8 KO for touchback)
2011	K Matt Prater	Week 14	vs. Chicago	(2-3 FGS, 59/51, 1-1 PAT, 7 pts., 2 KO for touchback)
2011	PR/KR Eddie Royal	Week 9	at Oakland	(1 PR, 85 yds., 85.0 avg., 1 TD)
2009	K Matt Prater	Week 12	vs. N.Y. Giants	(4-4 FGS, 26/32/47/24, 2-2 PAT, 14 pts., 5 KO for touchback)
2009	PR/KR Eddie Royal	Week 6	at San Diego	(3 PR, 77 yds., 25.7 avg., 1 TD / 5 KOR, 158 yds., 31.6 avg., 1 TD)
2008	K Matt Prater	Week 5	vs. Tampa Bay	(3-3 FGS, 55/40/27, 1-1 PAT, 10 pts., 4 KO for touchback)
2007	PR Glenn Martinez	Week 11	vs. Tennessee	(2 PR, 80 yds., 40.0 avg., 80-yd. PR for a TD)
2007	K Jason Elam	Week 2	vs. Oakland	(3-4 FGS, 23/20/23, 2-2 PAT, 11 pts.; game-winner in OT)
2005	P Todd Sauerbrun	Week 6	vs. New England	(7 punts, 366 yds., 52.3 avg., 46.9 net., 2 IN20, 66LG)
2004	K Jason Elam	Week 4	at Tampa Bay	(3-3 FGS, 49/50/23, 1-1 PAT, 10 pts.; game-winner)
2004	P/K Micah Knorr	Week 1	vs. Kansas City	(2 punts, 113 yds., 56.5 avg., 43.3 net., 1 IN20, 66LG, 6 KO for touchback)
2003	K Jason Elam	Week 15	vs. Cleveland	(3-3 FGS, 51/36/25, 2-2 PATs, 11 pts.; game-winner in OT)
2001	P Tom Rouen	Week 9	vs. San Diego	(6 punts, 319 yds., 53.2 avg., 52.3 net., 5 IN20, 62LG)
2000	LB Ian Gold	Week 11	vs. Oakland	(blocked a punt and returned it 12 yds. for a TD, 2 tackles)
1999	K Jason Elam	Week 9	at San Diego	(4-4 FGS, 24/41/44/55, 3-3 PATs, 15 pts.)
1998	KR Vaughn Hebronn	Week 16	at Miami	(4 KOR, 158 yds., 39.5 avg., 95-yd. KOR for a TD)
1998	KR Vaughn Hebronn	Week 9	at Cincinnati	(6 KOR, 161 yds., 26.8 avg., blocked a punt)
1998	K Jason Elam	Week 8	vs. Jacksonville	(3-3 FGS, 31/32/63, 4-4 PATs, 13 pts.; *NFL rec.)
1997	PR Darrien Gordon	Week 11	vs. Carolina	(5 PR, 168 yds., 33.6 avg., 2 PR TDs in 1st qtr.; *tied NFL rec.)
1995	KR Glyn Milburn	Week 15	vs. Seattle	(404 total yds., 131 rush., 45 rec., 95 PR, 133 KOR; *NFL rec.)
1995	KR Glyn Milburn	Week 12	vs. San Diego	(2 PR, 20 yds., 10.0 avg., 4 KOR, 177 yds., 44.3 avg.)
1994	DE Shane Dronett	Week 14	at Kansas City	(Blocked 37-yd. FG attempt with :02 remaining to forced OT)
1993	RB Reggie Rivers	Week 15	vs. Kansas City	(1 tackle, blocked a punt to set up go-ahead TD in 4th)

## RETIRED JERSEY NUMBERS

The Denver Broncos have retired three jersey numbers in their 51-year history: the No. 7 worn by quarterback John Elway (1983-98), the No. 18 worn by quarterback Frank Tripucka (1960-63) and the No. 44 worn by running back Floyd Little (1967-75). The most recent addition was Elway's, retired on Sept. 13, 1999, in a ceremony at halftime of the Broncos' season-opening game vs. Miami.



John Elway

**John Elway**, who wore number 7 from 1983-98, led the Broncos to five Super Bowl appearances and two World Championships and retired ranked second in nearly every all-time NFL passing category. Inducted into the Pro Football Hall of Fame in 2004, he passed for 51,475 yards and 300 touchdowns in his 16-year career and retired as the all-time winningest starting quarterback in NFL history with a career mark of 148-82-1 (.643). Elway was named Most Valuable Player of Super Bowl XXXIII, leading Denver to its second consecutive World Championship with a 34-19 defeat of the Atlanta Falcons, becoming the first player in NFL history to close his career by earning Super Bowl MVP honors in his final game. His image was forged early in his career as he developed a reputation for leading the Broncos to victory against seemingly insurmountable odds. Elway directed the Broncos on an NFL-record 47 fourth-quarter or overtime, game-winning or game-saving drives in his legendary career. Elway was inducted into the Denver Broncos' Ring of Fame in 1999—the first inductee for whom the customary five-year waiting period was waived. *The only other players to wear No. 7 in franchise history were quarterbacks Mickey Slaughter (1963-66) and Craig Morton (1977-82).*

7



Frank Tripucka

**Frank Tripucka**, who wore number 18 from 1960-63, was Denver's first quarterback and helped lay the foundation for the club's future success. One of the original Broncos, Tripucka played in the American Football League All-Star Game in 1962 and passed for 7,676 yards in his Denver career. His best statistical season came in 1960 when he completed 248-of-478 passes (51.9%) for 3,038 yards with 24 touchdowns. Tripucka's career passing total still ranks seventh in franchise history, and his single-game record of 447 yards at Buffalo on Sept. 15, 1962, remained the franchise record until broken in 2000. He ranks sixth in completions (662) and fifth in attempts (1,277) as well as seventh in touchdown passes (51) in club history while also guiding Denver to its first .500 season with a 7-7 mark in 1962. Tripucka was inducted into the Broncos' Ring of Fame in 1986. *Tripucka is the only player in Broncos history to wear No. 18 (he gave his blessing to quarterback Peyton Manning to wear the number when he signed with Denver in March 2012).*

18



Floyd Little

**Floyd Little**, who wore number 44 from 1967-75 with the Denver Broncos as well as during his legendary college career at Syracuse, retired as the Broncos' all-time career leader in rushing yards (6,323) and total touchdowns (54). He held both marks until 1998 when they were eclipsed by Terrell Davis, and he was the club's all-time leader in career combined yardage (12,173) until he was passed by Rod Smith in 2006. Inducted into the Pro Football Hall of Fame in 2010, Little was All-AFL in 1969, played in two AFL All-Star Games (1968, '69) and was named to three Pro Bowls (1970-71, '73). When Little retired, he ranked seventh in NFL history in career rushing yards. He joined the Broncos in 1967 as the club's No. 1 draft choice, becoming the first No. 1 pick to sign with the team in its eight-year history. During his career, Little helped the Broncos to their first winning seasons in 1973 and '74 with back-to-back 7-5-2 and 7-6-1 marks, and he retired in 1975 with Denver just two years away from its first Super Bowl appearance. He was inducted into the club's Ring of Fame as part of its inaugural class in 1984. *The only other players to wear No. 44 in franchise history were defensive back Miller Farr in 1965 and halfback Bruce Starling in 1963.*

44

## BRONCOS IN THE PRO FOOTBALL HALL OF FAME

### JOHN ELWAY, QB

INDUCTED: 2004

Full Bio appears on p. 650



Quarterback **John Elway** was the Broncos' first inductee into the Pro Football Hall of Fame to have spent his entire career with the club, playing a franchise-record 16 seasons (1983-1998). Elected on Jan. 31, 2004, and inducted on Aug. 8, 2004, as a "first-ballot" Hall of Famer, Elway is arguably the best quarterback to have played the game.

A nine-time Pro Bowl choice with the second-most wins (148) among quarterbacks in NFL history, Elway capped his career with back-to-back Super Bowl wins and started in an NFL quarterback-record five Super Bowl games. Elway, who ranks third in NFL history in career passing yards (51,475) and fifth in touchdown passes (300), holds an NFL-record 47 fourth-quarter or overtime game-winning or game-tying drives.

### GARY ZIMMERMAN, T

INDUCTED: 2008

Full Bio appears on p. 673



Tackle **Gary Zimmerman** was the second Pro Football Hall of Fame inductee to have spent a primary portion of his career with the Denver Broncos. Elected on Feb. 2, 2008, and inducted on Aug. 2, 2008, Zimmerman played five seasons in Denver from 1993-97, helping the Broncos win Super Bowl XXXII during the 1997 campaign for the club's first-ever World Championship. One of a handful of players named to two NFL All-Decade Teams (1980s and '90s) and a seven-time Pro Bowl selection who started all 184 career games played, Zimmerman joined the Broncos in a trade from Minnesota on Aug. 24, 1993, after playing his first seven years with the Vikings.

Zimmerman started all 76 career games played with Denver and earned three Pro Bowl selections (1994-96) as a key component of offenses that led the NFL in total yards twice (1996-97) and recorded three consecutive top-5 league rushing rankings (1995-97).

### FLOYD LITTLE, RB

INDUCTED: 2010

Full Bio appears on p. 664



Running Back **Floyd Little**, elected to the Pro Football Hall of Fame on Feb. 6, 2010, and inducted on Aug. 7, 2010, spent all nine of his professional seasons with the Broncos from 1967-75 and ranked seventh on the NFL's all-time rushing list (6,323 yards) and eighth on its all-time combined yards list (12,173 yards) at the time of his retirement. Selected by Denver with the sixth overall pick in the 1967 draft from Syracuse University, Little was the first No. 1 draft choice to sign with the Broncos and made five All-Star appearances (3 Pro Bowls, 2 AFL All-Star) with the team.

A 1984 Broncos Ring of Fame inductee, Little led the Broncos in rushing for a club-record seven consecutive seasons from 1967-73, including 1971 when he captured the NFL's rushing crown with 1,133 yards. His eight years with at least 1,000 combined yards tied for second in league history at the time of his retirement and currently rank second in Broncos annals.

### SHANNON SHARPE, TE

INDUCTED: 2011

Full Bio appears on p. 668


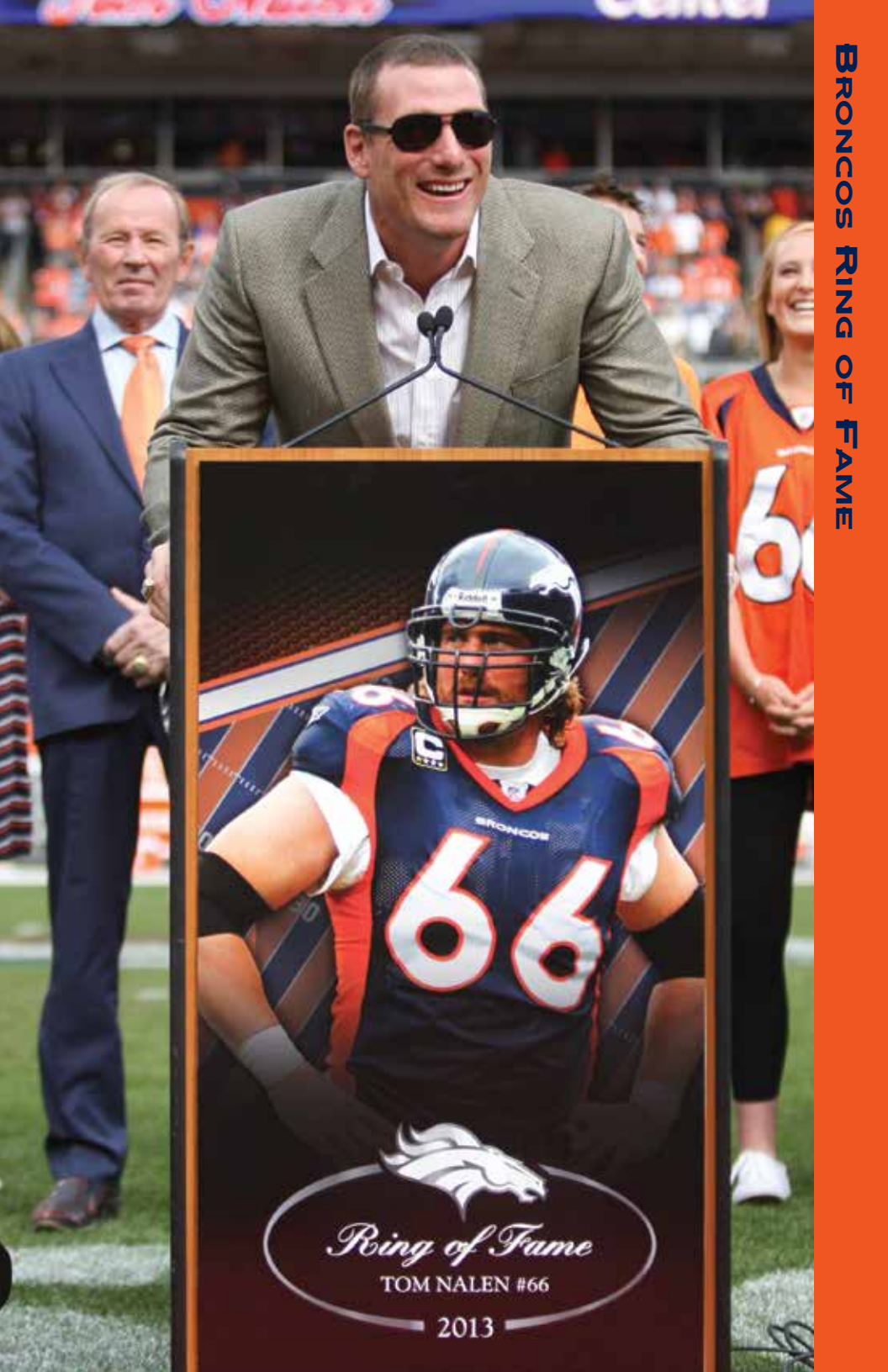


Tight end **Shannon Sharpe** became the third former Bronco to be elected to the Pro Football Hall of Fame in three seasons when he was selected on Feb. 5, 2011. Inducted into the Hall of Fame on Aug. 6, Sharpe played 12 seasons for the Broncos (1990-99, 2002-03) and two years with the Ravens (2000-01), winning three Super Bowls and finishing his career as the NFL's all-time leader in receptions (815), receiving yards (10,060) and receiving touchdowns (62) by a tight end.

Selected by Denver in the seventh round of the 1990 NFL Draft, Sharpe set a league record at his position with eight Pro Bowls (7 as a Bronco) and was named to the 1990s NFL All-Decade Team. A four-time first-team Associated Press All-Pro who was inducted into the Broncos Ring of Fame in 2009, Sharpe has participated in more overall wins (137) than any tight end in NFL history and ranks second in team history in receptions (675), receiving yards (8,439) and receiving touchdowns (55).

### OTHER PRO FOOTBALL HALL OF FAME MEMBERS WITH BRONCOS TIES

- **CB Willie Brown** (Inducted 1984): Played for the Broncos from 1963-66 and was named All-American Football League in 1964 before being traded to Oakland and playing 12 seasons with the Raiders.
- **RB Tony Dorsett** (Inducted 1994): Best known for his brilliant 11-year tenure with the Dallas Cowboys, he ended his playing career in Denver from 1988-89 and finished his career second on the all-time rushing list with 12,739 yards.
- **Fred Gehrke** (Hall of Fame Pioneer Award, 1972): Sixteen-year team employee and Broncos General Manager from 1977-80. As a Los Angeles Rams halfback in 1948, he painted golden rams' horns on his team's helmets and thus started the trend toward today's colorful, uniquely-decorated helmets worn by all NFL teams.
- **Stan Jones** (Inducted 1991): Honored for his 12-year playing career, he coached Denver's defensive line for 18 years (1967-71, '76-88).
- **Doak Walker** (Inducted 1986): Honored for his six-year playing career, he coached Denver's wide receivers in 1966.



*Ring of Fame*  
TOM NALAN #66  
2013



## DENVER BRONCOS RING OF FAME PROFILES


The Denver Broncos Ring of Fame, which is displayed on the Level 5 façade of Sports Authority Field at Mile High, was created by Mr. Bowlen in 1984 to honor former players and administrators who played significant roles in the franchise's history.

A total of 27 individuals have been honored as Ring of Famers, including three newly-elected former Broncos greats in 2013: halfback/kicker **Gene Mingo** (1960-64), Head Coach **Dan Reeves** (1981-92) and wide receiver/returner **Rick Upchurch**.

Inductees of the distinguished membership are also featured on 8-foot bronze and steel pillars in Ring of Fame Plaza at Sports Authority Field at Mile High.

### DENVER BRONCOS RING OF FAME

Name	Pos.	Years	Inducted	Name	Pos.	Years	Inducted
Dan Reeves	Coach	1981-92	2014	Randy Gradishar	LB	1974-83	1989
Rick Upchurch	WR/Ret.	1975-83	2014	Craig Morton	QB	1977-82	1988
Gene Mingo	HB/K	1960-64	2014	Haven Moses	WR	1972-81	1988
Tom Nalen	C	1994-2008	2013	Jim Turner	K	1971-79	1988
Rod Smith	WR	1994-2007	2012	Billy Thompson	S	1969-81	1987
Shannon Sharpe	TE	1990-99, '02-03	2009	Charley Johnson	QB	1972-75	1986
Terrell Davis	RB	1995-2002	2007	Paul Smith	DT	1968-78	1986
Steve Atwater	S	1989-98	2005	Frank Tripucka	QB	1960-63	1986
Gary Zimmerman	T	1993-97	2003	Gerald H. Phipps	Owner	1961-81	1985
Karl Mecklenburg	LB	1983-94	2001	"Goose" Gonsoulin	S	1960-66	1984
Dennis Smith	S	1981-94	2001	Rich Jackson	DE	1967-72	1984
John Elway	QB	1983-98	1999	Floyd Little	RB	1967-75	1984
Louis Wright	CB	1975-86	1993	Lionel Taylor	WR	1960-66	1984
Tom Jackson	LB	1973-86	1992				




# JOHN ELWAY

6-3 • 215 • STANFORD

YEAR INDUCTED: 1999

YEARS WITH BRONCOS: 1983-98

QUARTERBACK



**CAREER—REGULAR SEASON:** John Elway, whose No. 7 jersey was retired on Sept. 13, 1999, in a ceremony at halftime of the Broncos' season opener vs. Miami, capped his brilliant career in 1998 by winning Most Valuable Player honors in Super Bowl XXXIII, leading the Denver Broncos to their second consecutive World Championship. Following his playing career, Elway was inducted into the Pro Football Hall of Fame on Aug. 8, 2004, in a ceremony held at Fawcett Stadium in Canton, Ohio. He wrapped up his stellar career by posting the highest quarterback rating of his career (93.0) in his final campaign. At the close of the 1998 season, Elway ranked second among active NFL players for number of appearances with one team (234) and retired having played in and started more games (231) in more seasons (16) than any player in Denver Broncos history. Elway, who retired as the NFL's all-time winningest starting quarterback (148-82-1; .643) and currently trails only Brett Favre in career victories, was voted to a franchise-record nine Pro Bowl appearances (1986 season, '87, '89, '91, '93, '94, '96, '97 and '98)—tied for the most ever by a quarterback (Favre, Dan Marino, Warren Moon)—and as a starter six times ('87, '89, '93, '96, '97 and '98). He was the NFL's Most Valuable Player in 1987 and AFC Player of the Year in 1993, and he was named AFC Offensive Player of the Week 15 times and AFC Offensive Player of the Month twice. Elway was named the Edge NFL Man of the Year for 1992 and was inducted into the Colorado Sports Hall of Fame in 1999 while also being named to the NFL's All-Decade team for the 1990s (first team). He ranks third behind Favre and Marino in most major NFL career passing categories, including passing yards (51,475), attempts (7,250) and total offense (54,882). He also figures fourth in NFL history in completions with 4,123, fifth in total touchdowns with 334 (300 passing/33 rushing/1 receiving), fifth in passing touchdowns with 300, second among NFL quarterbacks in career rushing attempts (774) and sixth at his position in rushing yards (3,407). Elway is the only player in NFL history to pass for more than 3,000 yards and rush for more than 200 yards in the same season for seven consecutive years (1985-91). He generated 4,771 of the 5,806 points (82.2%) scored by the Broncos during his 16-year tenure with the club. Elway ranks No. 1 in NFL history in fourth-quarter, game-winning or game-saving drives with 47 (46-0-1 record) and had 36 career 300-yard passing games in the regular season, third among active quarterbacks at the time of his retirement (Marino, Moon). He also caught three passes in regular-season play for 61 yards, including a touchdown of 23 yards from Steve Sewell in 1986. In 1997, Elway broke his franchise record for consecutive passes without an interception with the streak reaching 189 attempts. For his career, Elway had 19 games in which he completed 70 percent or more of his passes (min. 20 att.) and fashioned a 17-2 record in those games. He started 2,595 drives as a pro and was replaced just 10 times due to injury (.039%).



**CAREER—POSTSEASON:** Elway played in a franchise-record 22 postseason games (including five Super Bowls) with 21 starts and produced a 14-7 record (9-2 at home, 3-2 on the road and 2-3 at neutral sites). He is the only quarterback ever to start in five Super Bowls and has the NFL's all-time best record as a starting quarterback in Conference Championship Games at 5-1. The other quarterbacks with four Super Bowl starts are Tom Brady, Jim Kelly, Joe Montana, Terry Bradshaw and Roger Staubach. Elway owns or shares 18 Broncos postseason records, including most passing yards, most touchdown passes and most total offense (combined rushing and passing yards). He completed 355-of-651 passes (54.5%) for 4,964 yards with 27 touchdowns and 21 interceptions. He also rushed 94 times for 461 yards (4.9 avg.) with six touchdowns and caught one pass for 23 yards in postseason play. Elway ranks third in NFL postseason history in passing yardage (trailing only Montana-5,772 and Brett Favre-5,311), fourth in pass attempts (Montana-734, Favre-721, Marino-687), fifth in completions (Montana-460, Favre-438, Marino-385, Brady-372) and fifth in passing touchdowns (Montana-45, Favre-39, Marino-32, Bradshaw-30). In Super Bowl play, Elway ranks second in pass attempts (152), fifth in completions (76), third in passing yards (1,128) and tied for second in rushing touchdowns (4) with Franco Harris and Thurman Thomas (Emmitt Smith has 5). Six of Elway's NFL-record 47 fourth-quarter, game-winning or game-saving drives came in the postseason.

**COLLEGE:** Elway concluded his college career at Stanford University with five major NCAA Division I-A records and nine major Pacific-10 Conference marks. He completed 62.1 percent of his career passes (774-of-1,243, both NCAA highs) for 9,349 yards with 77 touchdowns while setting an NCAA record for the lowest percentage of passes intercepted in a career (3.13 percent). As a senior, Elway was a consensus All-American and finished second in Heisman Trophy balloting while setting virtually every Pac-10 and Stanford career record for total offense and passing. A two-sport star, he played baseball for the New York Yankees' Oneonta (N.Y.) single-A farm club in 1982, hitting for a .318 average and posting a team-high 25 RBI in 42 games. Elway, who batted left-handed and threw right-handed, was the Yankees' first selection in the 1981 summer draft (June 8). He hit .349 with nine homers and 50 RBI in 49 games in his final college baseball season as a sophomore. Elway earned a bachelor's degree in economics from Stanford.

**PERSONAL:** Elway currently serves as Executive Vice President of Football Operations/General Manager for the Denver Broncos, being named to that position on Jan. 5, 2011... He officially announced his retirement as a player from the Broncos on May 2, 1999, in a press conference at the Inverness Hotel and Golf Club in suburban Denver. He has worked as President and Chief Executive Officer of the Colorado Crush of the Arena Football League, a franchise that he co-owned with Pat Bowlen and Stan Kroenke. The team was formed in June 2002 and began play in 2003. On June 12, 2005, the Crush defeated the Georgia Force 51-48 to capture ArenaBowl XIX. In addition to the considerable time he has spent on the football field and with his various business endeavors, John has poured a great deal of energy into The Elway Foundation—an organization that contributes funds and resources to the prevention and treatment of child abuse. He owned and operated seven automobile franchises in the Denver area until selling them in late 1997 and was associated with 17 John Elway AutoNation dealerships in the Denver area. A native of Port Angeles, Wash., Elway was the most highly recruited prep athlete in the nation in 1979 and was listed on *Parade*, *Scholastic Coach*, *Football News* and National Coaches Association All-America teams. He had an unparalleled football and baseball career at Granada Hills High School, where he completed 129-of-200 passes for 1,837 yards with 19 touchdowns as a senior while leading the baseball team to the Los Angeles City championship with a .491 batting average and a 4-2 pitching record. He completed 60 percent of his high school passes for 5,711 yards and 49 touchdowns. The football field at Granada Hills High School was re-named in Elway's honor in a ceremony on June 5, 1998. The Kansas City Royals selected him in the 18th round of the 1979 summer draft (June 5) although he already had signed a national letter of intent with Stanford. John's late father, Jack, coached his son in the East-West Shrine contest in which John earned Offensive MVP laurels. Jack, who passed away in 2001, retired from the Broncos in 2000 after seven years with the club, the last five as the Director of Pro Scouting. John is married (Paige) and has four children: daughters Jessica Gwen (27), Jordan Marie (25) and Juliana (21), and a son, Jack (23).

## ELWAY'S REGULAR SEASON RECORD

Year	Club	G	S	Att.	Comp.	PASSING		TD	%	Int.	%	LG	Sack	Yds.	Rtg.
						Yds.	Pct.								
1983	Denver	11	10	259	123	47.5	1,663	7	2.7	14	5.4	49t	28	218	54.9
1984	Denver	15	14	380	214	56.3	2,598	18	4.7	15	3.9	73	24	158	76.8
1985	Denver	16	16	605	327	54.0	3,891	22	3.6	23	3.8	65t	38	307	70.0
1986	Denver	16	16	504	280	55.6	3,485	19	3.8	13	2.6	53	32	233	79.0
1987	Denver	12	12	410	224	54.6	3,198	19	4.6	12	2.9	72t	20	138	83.4
1988	Denver	15	15	496	274	55.2	3,309	17	3.4	19	3.8	86	30	237	71.3
1989	Denver	15	15	416	223	53.6	3,051	18	4.3	18	4.3	69	35	298	73.7
1990	Denver	16	16	502	294	58.6	3,526	15	3.0	14	2.9	66	43	311	78.5
1991	Denver	16	16	451	242	53.7	3,253	13	2.9	12	2.7	71	45	305	68.3
1992	Denver	12	12	316	174	55.1	2,242	10	3.2	17	5.4	80t	36	272	65.7
1993	Denver	16	16	551	348	63.2	4,030	25	4.5	10	1.8	63	39	293	92.8
1994	Denver	14	14	494	307	62.1	3,490	16	3.2	10	2.0	63	46	303	85.7
1995	Denver	16	16	542	316	58.3	3,970	26	4.8	14	2.6	62t	22	180	86.3
1996	Denver	15	15	466	287	61.6	3,328	26	5.6	14	3.0	51	26	194	89.2
1997	Denver	16	16	502	280	55.8	3,635	27	5.4	11	2.2	78	34	203	87.5
1998	Denver	13	12	356	210	59.0	2,806	22	6.2	10	2.8	58	18	135	93.0
<b>CAREER TOTALS</b>		<b>234</b>	<b>231</b>	<b>7,250</b>	<b>4,123</b>	<b>56.9</b>	<b>51,475</b>	<b>300</b>	<b>4.1</b>	<b>226</b>	<b>3.1</b>	<b>86</b>	<b>516</b>	<b>3,785</b>	<b>79.8</b>



Year	Club	RUSHING					SCORING					
		Att.	Yds.	Avg.	LG	TD	TD	TDr	TDp	TDrt	2pt.	Pts.
1983	Denver	28	146	5.2	23	1	1	1	0	0	—	6
1984	Denver	56	237	4.2	21	1	1	1	0	0	—	6
1985	Denver	51	253	5.1	22	0	0	0	0	0	—	0
1986	Denver	52	257	4.9	24	1	2	1	1	0	—	12
1987	Denver	66	304	4.6	29	4	4	4	0	0	—	24
1988	Denver	54	234	4.3	26	1	1	1	0	0	—	6
1989	Denver	48	244	5.1	31	3	3	3	0	0	—	18
1990	Denver	50	258	5.2	21	3	3	3	0	0	—	18
1991	Denver	55	255	4.6	17	6	6	6	0	0	—	36
1992	Denver	34	94	2.8	9	2	2	2	0	0	—	12
1993	Denver	44	153	3.5	18	0	0	0	0	0	—	0
1994	Denver	58	235	4.1	22	4	4	4	0	0	0	24
1995	Denver	41	176	4.3	25	1	1	1	0	0	1	8
1996	Denver	50	249	5.0	22	4	4	4	0	0	0	24
1997	Denver	50	218	4.4	23	1	1	1	0	0	0	6
1998	Denver	37	94	2.5	16	1	1	1	0	0	0	6
<b>CAREER TOTALS</b>		<b>774</b>	<b>3,407</b>	<b>4.4</b>	<b>31</b>	<b>33</b>	<b>34</b>	<b>33</b>	<b>1</b>	<b>0</b>	<b>1</b>	<b>206</b>

### ELWAY'S POSTSEASON RECORD

Year	Club	PASSING										Rtg.
		G	S	Att.	Comp.	Pct.	Yds.	TD	%	Int.	%	
1983	Denver	1	0	15	10	66.7	123	0	0.0	1	6.7	31
1984	Denver	1	1	37	19	51.3	184	2	5.4	2	5.4	21
1986	Denver	3	3	107	57	53.3	805	3	2.8	4	3.7	54
1987	Denver	3	3	89	42	47.2	797	6	6.7	5	5.6	80t
1989	Denver	3	3	82	42	51.2	732	4	4.9	3	3.7	70t
1991	Denver	2	2	54	30	55.6	378	1	1.9	2	3.7	44
1993	Denver	1	1	47	29	61.7	302	3	6.4	1	2.1	25
1996	Denver	1	1	38	25	65.8	226	2	5.3	0	0.0	18t
1997	Denver	4	4	96	56	58.3	726	3	3.1	2	2.1	43t
1998	Denver	3	3	86	45	52.3	691	3	3.5	1	1.2	80t
<b>CAREER TOTALS</b>		<b>22</b>	<b>21</b>	<b>651</b>	<b>355</b>	<b>54.5</b>	<b>4,964</b>	<b>27</b>	<b>4.1</b>	<b>21</b>	<b>3.2</b>	<b>80t</b>

Year	Club	RUSHING					SCORING					
		Att.	Yds.	Avg.	LG	TD	TD	TDr	TDp	TDrt	2pt.	Pts.
1983	Denver	3	16	5.3	11	0	0	0	0	0	—	0
1984	Denver	4	16	4.0	13	0	0	0	0	0	—	0
1986	Denver	15	101	6.7	34	2	2	2	0	0	—	12
1987	Denver	18	76	4.2	21	1	1	1	0	0	—	6
1989	Denver	16	91	5.7	32	1	1	1	0	0	—	6
1991	Denver	10	49	4.9	15	0	0	0	0	0	—	0
1993	Denver	5	23	4.6	6	0	0	0	0	0	—	0
1996	Denver	5	30	6.0	19	0	0	0	0	0	0	0
1997	Denver	9	25	2.8	10	1	1	1	0	0	0	6
1998	Denver	9	34	3.8	11	1	1	1	0	0	0	6
<b>CAREER TOTALS</b>		<b>94</b>	<b>461</b>	<b>4.9</b>	<b>34</b>	<b>6</b>	<b>6</b>	<b>6</b>	<b>0</b>	<b>0</b>	<b>0</b>	<b>36</b>

**ADDITIONAL STATISTICS:** Fumbled six times and recovered three fumbles for minus one yard in 1983; fumbled 14 times and recovered seven fumbles, 1984; fumbled seven times and recovered three fumbles, 1985; fumbled seven times and recovered one fumble for minus four yards, caught one pass for 23 yards and a touchdown, 1986; fumbled twice, punted once for 31 yards, 1987; fumbled seven times, recovered five fumbles, punted three times for 117 yards, 1988; fumbled nine times, recovered two fumbles, and punted once for 34 yards; fumbled eight times, recovered one fumble, punted once for 37 yards, 1990; fumbled 11 times, recovered two fumbles, and caught a 24-yard pass, 1991; fumbled 12 times, recovered one fumble, 1992; fumbled 13 times, recovered nine fumbles for minus three yards, 1993; fumbled 11 times, recovered two for minus five yards, 1994; fumbled nine times, recovered one fumble, 1995; fumbled six times, recovered two fumbles, 1996; fumbled nine times, 1997; fumbled seven times, recovered two fumbles and caught one pass for 14 yards (from Rod Smith), 1998. Receiving Totals: 3-61 (20.3), with a long of 24.

### ELWAY'S SINGLE-GAME HIGHS

(Postseason in Parentheses)

**Pass attempts** — 59 at Green Bay, 10/10/93 (47 at L.A. Raiders, 1/9/94). **Pass completions** — 36 vs. San Diego, 9/4/94 (29 at L.A. Raiders, 1/9/94). **Yards passing** — 432 at Seattle, 12/20/85 (385 vs. Cleveland, 1/14/90). **Completion percentage** — .916 (11 of 12) at L.A. Raiders (.667 vs. Jacksonville [16 of 24], 12/27/97 and at Seattle [10 of 15], 12/24/83). **Touchdown passes** — 5 vs. Minnesota, 11/18/84 (3 at L.A. Raiders, 1/9/94, vs. Cleveland, 1/14/90 and vs. Cleveland, 1/17/88). **Interceptions** — 5 vs. Kansas City 12/14/85 (3 vs. Washington, 1/31/88). **Longest pass completion** — 80t to Marshall vs. N.Y. Jets, 11/8/92 (80t to R. Smith vs. Atlanta, 1/31/99 and to M. Jackson vs. Cleveland, 1/17/88). **Rushing attempts** — 11 vs. Kansas City, 12/18/87 (11 vs. Cleveland, 1/17/88). **Rushing yards** — 70 at Oakland, 11/4/96 (56 at Cleveland, 1/11/86). **Rushing touchdowns** — 2 vs. Detroit, 11/1/87 and Cincinnati, 9/1/91 (1, six times). **Longest run** — 31 at Buffalo, 9/18/89 (34 at Cleveland, 1/11/87). **Combined rushing and passing yards** — 432 (0 rush, 432 pass) at Seattle, 12/20/85 (424 [39 rush, 385 pass] vs. Cleveland, 1/14/90).

**JOHN ELWAY'S 300-YARD PASSING GAMES (40; INCLUDES 4 POSTSEASON)**

(Denver victories asterisked)

Opponent (Date)	Att.	Comp.	Yds.	Pct.	TD	INT	S/Yds.	Att.	Yds.	Avg.	LG	TD	Notes
vs. Baltimore* (12/11/83)	44	23	345	.523	3	0	5/38	2	23	7.7	14	0	
vs. New England* (11/4/84)	40	26	315	.650	3	0	1	3/24	4	3	0.8	4	0
vs. New Orleans* (9/15/85)	43	28	353	.651	4	1	3/26	3	2	0.7	4	0	
vs. Kansas City* (12/14/85)	37	22	301	.595	1	5	0/0	6	4	0.7	3	0	
at Seattle* (12/20/85)	42	24	432	.571	1	0	5/47	0	0	0.0	0	0	
vs. Seattle* (10/26/86)	32	18	321	.563	1	1	0/0	7	-6	-0.9	7	0	
at NY Giants (11/26/86)	47	29	336	.617	0	2	2/11	8	51	6.4	13	0	
vs. NY Giants (1/25/87)	37	22	304	.595	1	1	3/26	6	27	4.5	10	1	Super Bowl XXI
vs. Seattle* (9/13/87)	32	22	338	.688	4	1	0/0	4	16	4.0	7	0	
vs. Chicago* (11/16/87)	40	21	341	.525	3	2	0/0	5	35	7.0	19	0	
at San Diego* (11/29/87)	32	21	347	.656	3	1	0/0	6	40	6.7	29	0	
at Seattle (12/13/87)	42	21	335	.500	1	2	4/20	3	12	4.0	5	0	
at LA Raiders (12/4/88)	49	29	324	.592	2	3	3/27	2	13	6.5	7	0	
at Seattle* (10/22/89)	35	18	344	.514	2	0	4/28	3	3	1.0	3	0	
vs. Cleveland* (11/14/90)	36	20	385	.556	3	0	1/8	5	39	7.8	25	0	AFC Championship
at Indianapolis* (10/21/90)	30	21	317	.700	2	0	3/24	3	3	1.0	5	0	
at Kansas City (12/9/90)	36	24	328	.667	2	1	5/28	1	12	12.0	12	0	
at Houston (10/6/91)	42	24	301	.571	2	1	5/54	1	10	10.0	10	0	
vs. Kansas City* (10/4/92)	38	23	311	.605	2	0	5/32	4	8	2.0	6	0	
at Kansas City (9/20/93)	45	28	300	.622	1	1	0/0	1	0	0.0	0	0	
at Green Bay (10/10/93)	59	33	367	.559	1	1	4/34	5	27	5.4	11	0	
at LA Raiders (1/2/94)	36	25	361	.694	3	0	0/0	2	21	10.5	18	0	
at LA Raiders (1/9/94)	47	29	302	.617	3	1	1/5	5	23	4.6	6	0	AFC Wild Card
vs. San Diego (9/4/94)	46	36	371	.783	3	2	4/30	1	1	1.0	1	0	
at N.Y. Jets (9/11/94)	42	29	319	.690	1	1	1/3	1	2	2.0	2	0	
vs. Cleveland* (10/30/94)	41	30	349	.732	2	0	1/6	2	14	7.0	12	0	
vs. Atlanta* (11/20/94)	42	27	382	.643	2	1	5/46	6	17	2.8	11	1	
vs. Buffalo* (9/3/95)	41	22	317	.537	0	1	2/18	4	29	7.3	15	0	
vs. Washington* (9/17/95)	47	30	327	.638	2	0	1/9	6	22	3.7	11	0	
vs. Oakland* (10/16/95)	46	23	324	.500	2	0	2/20	3	29	9.7	14	0	
at Houston (11/26/95)	41	27	332	.659	2	2	0/0	0	0	0.0	0	0	
at Oakland* (12/24/95)	41	24	320	.585	2	1	2/13	4	10	2.5	4	0	
at Cincinnati* (9/29/96)	37	23	335	.626	2	1	5/47	2	-1	-0.5	-1	0	
vs. San Diego* (10/6/96)	41	32	323	.780	4	1	1/11	8	37	4.6	14	0	
vs. Baltimore* (10/20/96)	39	25	326	.641	3	1	0/0	2	1	5.5	9t	1	
at Minnesota* (11/24/96)	36	27	334	.750	2	1	3/25	2	8	4.0	8	0	
at Oakland (10/19/97)	46	26	309	.565	1	0	3/15	5	48	9.6	16	0	
vs. Kansas City* (12/6/98)	32	22	400	.688	2	1	2/17	4	5	1.3	8	0	
vs. Seattle* (12/27/98)	36	26	338	.722	4	0	2/22	4	8	2.0	11	0	
vs. Atlanta* (1/31/99)	29	18	336	.621	1	1	0/0	3	2	0.7	3t	1	Super Bowl XXXIII

**JOHN ELWAY POSTSEASON GAME-BY-GAME**

(Denver victories asterisked)

Opponent (Date)	S/P	Att.	Comp.	Yds.	Pct.	TD	INT	S/Yds.	Att.	Yds.	Avg.	LG	TD	Notes	
at Seattle (12/24/83)	P	15	10	123	.667	0	1	0/0	3	16	5.3	11	0	AFC Wild Card	
vs. Pittsburgh (12/30/84)	S	37	19	184	.513	2	2	4/37	4	16	4.0	13	0	AFC Div. Playoff	
vs. New Eng.* (1/4/87)	S	32	13	257	.406	1	2	1/4	5	18	3.6	22	1	AFC Div. Playoff	
at Cleveland* (1/11/87)	S	38	22	244	.579	1	1	2/19	4	56	14.0	34	0	AFC Championship	
vs. NY Giants (1/25/87)	S	37	22	304	.595	1	1	3/26	6	27	4.5	10	1	Super Bowl XXI	
vs. Houston* (1/10/88)	S	25	14	259	.560	2	1	1/4	4	8	2.0	4	1	AFC Div. Playoff	
vs. Cleveland* (1/17/88)	S	26	14	281	.538	3	1	2/25	11	36	3.3	11	0	AFC Championship	
vs. Washington (1/31/88)	S	38	14	257	.368	1	3	5/50	3	32	10.7	21	0	Super Bowl XXII	
vs. Pittsburgh* (1/7/90)	S	20	12	239	.600	1	1	1/13	7	44	6.3	32	0	AFC Div. Playoff	
vs. Cleveland* (1/14/90)	S	36	20	385	.556	3	0	1/8	5	39	7.8	25	0	AFC Championship	
vs. San Fran. (1/28/90)	S	26	10	108	.385	0	2	4/30	4	8	2.0	3	1	Super Bowl XXIV	
vs. Houston* (1/4/92)	S	33	19	257	.576	1	1	0/0	6	39	6.5	15	0	AFC Div. Playoff	
at Buffalo (1/12/92)	S	21	11	121	.524	0	1	3/24	4	10	2.5	7	0	AFC Championship	
at LA Raiders (1/9/94)	S	47	29	302	.617	3	1	1/5	5	23	4.6	6	0	AFC Wild Card	
vs. Jacksonville (1/4/97)	S	38	25	226	.658	2	0	1/1	5	30	6.0	19	0	AFC Div. Playoff	
vs. Jacksonville* (12/27/97)	S	24	16	223	.667	1	0	3/22	1	0	0.0	0	0	AFC Wild Card	
at Kansas City* (1/4/98)	S	19	10	170	.526	0	0	1/7	1	-1	-1.0	-1	0	AFC Div. Playoff	
at Pittsburgh* (1/11/98)	S	31	18	210	.581	2	1	2/15	2	9	4.5	10	0	AFC Championship	
vs. Green Bay* (1/25/98)	S	22	12	123	.545	0	1	0/0	5	17	3.4	10	1	Super Bowl XXXII	
vs. Miami* (1/9/99)	S	23	14	182	.609	1	0	1/8	3	19	6.3	11	0	AFC Div. Playoff	
vs. New York Jets* (1/17/99)	S	34	13	173	.382	1	0	3/20	3	13	4.3	9	0	AFC Championship	
vs. Atlanta* (1/31/99)	S	29	18	336	.621	1	1	0/0	3	2	0.7	3t	1	Super Bowl XXXIII	
PLAYOFF TOTALS		22/21	651	355	4,964	.545	27	21	39/318	94	461	4.9	34	6	

## JOHN ELWAY'S TOUCHDOWN TARGETS

### REGULAR SEASON (300 TDs, 41 DIFFERENT PLAYERS)

42 — Shannon Sharpe  
 35 — Vance Johnson  
 23 — Ed McCaffrey  
 21 — Mark Jackson, Anthony Miller  
 19 — Rod Smith  
 16 — Steve Watson  
 Russell,  
 10 — Steve Sewell  
 9 — Butch Johnson  
 8 — Clarence Kay, Clint Sampson, Michael Young  
 7 — Gene Lang, Sammy Winder  
 6 — Glyn Milburn, Ricky Nattiel  
 5 — Derek Russell, Gerald Willhite  
 4 — Terrell Davis, Orson Mobley, Mike Pritchard  
 3 — Jerry Evans, Willie Green, Reggie Johnson, Arthur Marshall  
 2 — Melvin Bratton, Aaron Craver, Rick Massie, Jim Wright  
 1 — Ray Alexander, Jeff Campbell, Dwayne Carswell, Howard Griffith, Bobby Humphrey, Jesse Myles, Rick Parros, Reggie Rivers, Mike Sherrard, Detron Smith, Dave Studdard, Cedric Tillman

### POSTSEASON (27 TDs, 15 DIFFERENT PLAYERS)

4 — Vance Johnson  
 3 — Rod Smith  
 2 — Howard Griffith, Mark Jackson, Clarence Kay, Ed McCaffrey, Ricky Nattiel, Shannon Sharpe, Sammy Winder  
 1 — Reggie Johnson, Orson Mobley, Derek  
 Steve Watson, James Wright, Michael Young

## JOHN ELWAY'S CAREER DRIVE ENGINEERING

Drives		Drives Ended by										Points	Points/	Drive Efficiency*
Quarterback	Season.....	Started	TD	FG	FGA	PNT	DWN	TRN	SAF	CLK	RPL	Yielded	Drive	
1983.....	108	11	8	1	52	4	23	0	7	2		101	0.94	17.6%
1984.....	162 #	29	16	5	70	1	26	0	15	1		248	1.53	27.8%
1985.....	215	42	23	15	92	4	29	0	9	1		360	1.67	30.2%
1986.....	187	38	20	8	81	2	23	2	13	0		325	1.74	31.0%
1987.....	139	34	17	7	47	4	21	0	9	0		289	2.08	36.7%
1988.....	171	30	20	12	63	5	29	1	11	0		270	1.58	29.2%
1989.....	163	32	24	5	66	4	25	0	7	0		296	1.81	34.3%
1990.....	169	34	22	9	59	4	29	0	11	1		302	1.79	33.1%
1991.....	176	29	26	9	73	6	21	0	11	1		280	1.59	31.3%
1992.....	132	18	15	4	59	2	26	0	8	0		171	1.30	25.0%
1993.....	185	41	26	9	66	7	21	1	14	0		364	1.97	36.2%
1994.....	160	31	25	7	57	8	22	0	10	0		290	1.81	35.0%
1995.....	167	40	29	7	50	5	28	0	8	0		368	2.20	41.3%
1996.....	158	45	18	6	53	2	22	0	10	2		372	2.35	39.9%
1997.....	180	44	28	11	59	6	20	0	12	0		395	2.19	40.0%
1998.....	136	40	15	4	45	3	15	0	12	2		323	2.38	40.4%
<b>TOTALS....</b>	<b>2,608</b>	<b>538</b>	<b>332</b>	<b>119</b>	<b>992</b>	<b>67</b>	<b>380</b>	<b>4</b>	<b>167</b>	<b>10</b>		<b>4,754</b>	<b>1.82</b>	<b>33.4%</b>

(\*—the second number is the percentage the quarterback has put his team in position to score, allowing for missed field goal and subtracting those drives ended by the clock and replaced due to injury. #—drives for 1984 add to one more than drives started because Elway replaced Kubiak on one drive.)

### DRIVE-ENGINEERING NOTES:

- For his career, Elway directed Denver to scores in better than 3 in 10 drives. When you adjust the figure as previously stated, the figures work to just over 40 in 100.
- In 2,608 career drives started, he was replaced only 10 times due to injury (based on if a replacement QB earned at least one first down on the drive; that's 0.383 percent, or 3.83 in 1,000).
- As far as drive efficiency is concerned, Elway had his best seasons in 1995 and '98.

## JOHN ELWAY'S FOURTH-QUARTER HEROICS

For his career (1983-98), John Elway engineered 47 fourth-quarter or overtime, game-saving or game-winning drives for the Broncos, and the team had a record of 46-0-1 in those contests. Those games include:

- 40 fourth-quarter or overtime, game-winning drives (marked below with an asterisk). The Broncos scored the winning points 23 times with fewer than three minutes remaining, 21 times under two minutes and 13 times with less than a minute left.
- Seven fourth-quarter, game-tying drives. Denver went on to win six of those contests in regulation or overtime, and one game ended in a tie. The Broncos won in regulation vs. New England (11/4/84) and at Seattle (12/20/85). In overtime, Elway directed the game-winning drive in the AFC Championship Game at Cleveland (1/11/87) while the defense and special teams set up overtime wins vs. San Diego (11/17/85), at San Francisco (10/9/88) and at Seattle (10/22/89). The game at Green Bay (9/20/87) ended in a tie.

### JOHN ELWAY'S FOURTH-QUARTER HEROICS — GAME-BY-GAME

- \***Dec. 11, 1983, vs. Baltimore** — Throws three fourth-quarter TD passes, the last a 26-yarder to Gerald Willhite with 0:44 left in 21-19 win.
- Nov. 4, 1984, vs. New England** — Directs 8-play, 78-yard drive for seven-yard TD pass to Butch Johnson with 4:03 left to tie score at 19-19; Dennis Smith returns a fumble 64 yards for TD with 1:45 left in a 26-19 win.
- \***Nov. 11, 1984, at San Diego** — Directs 10-play, 77-yard drive for Sammy Winder one-yard TD run with 0:38 left in 16-13 win.
- \***Dec. 9, 1984, vs. San Diego** — Directs 12-play, 40-yard drive for Rich Karlis field goal with 2:08 left in 16-13 win.
- \***Sept. 22, 1985, at Atlanta** — Directs three scoring drives (two TDs, one FG) in fourth quarter, erasing 28-27 deficit, in 44-28 win.

## JOHN ELWAY'S FOURTH QUARTER HEROICS, CONT.

- \*Nov. 11, 1985, vs. San Francisco** — Directs 9-play, 63-yard drive for Rich Karlis 24-yard field goal with 1:27 left in 17-16 win.
- Nov. 17, 1985, vs. San Diego** — Directs 7-play, 48-yard drive for Rich Karlis 34-yard field goal with 0:05 left to tie San Diego; Denver wins 30-24 on Louis Wright's 60-yard TD return of a blocked field goal in OT.
- \*Dec. 1, 1985, at Pittsburgh** — Directs 7-play, 58-yard drive for Steve Sewell two-yard TD run with 1:45 left, taking a 24-23 lead; Mike Harden returns an interception 42 yards for a score for 31-23 win.
- \*Dec. 14, 1985, vs. Kansas City** — Directs 8-play, 59-yard drive for Sammy Winder one-yard TD run with 0:22 left in 14-13 win.
- Dec. 20, 1985, at Seattle** — Directs 8-play, 80-yard drive for Steve Sewell one-yard run to tie game at 24-24 with 2:35 remaining; then passes for 27 yards to start a five-play, 34-yard drive (Gary Kubiak takes over when Elway is injured) for a Rich Karlis 43-yard field goal with 0:55 remaining in 27-24 win.
- \*Sept. 7, 1986, vs. L.A. Raiders** — Directs 9-play, 39-yard drive for seven-yard pass to Gene Lang with 5:11 left in 38-36 win.
- Jan. 11, 1987, at Cleveland (AFC Championship Game)** — Directs 15-play, 98-yard drive for five-yard TD pass to Mark Jackson with 0:39 left to tie game 20-20; in Denver's first OT possession, directs 60-yard drive for Rich Karlis 33-yard FG in 23-20 win.
- Sept. 20, 1987, at Green Bay** — Directs 18-play, 80-yard drive for Steve Sewell one-yard run with 5:53 remaining to tie game at 17-17; game ends in an overtime tie.
- \*Nov. 16, 1987, vs. Chicago** — Directs 8-play, 61-yard drive for Steve Sewell four-yard TD run with 4:58 left in 31-29 win.
- \*Dec. 6, 1987, vs. New England** — Directs 6-play, 74-yard drive for two-yard TD pass to Mark Jackson with 12:41 left for 24-20 lead; Mark Haynes later returns an interception for 14 yards and a score in 31-20 win.
- \*Jan. 17, 1988, vs. Cleveland (AFC Championship Game)** — Directs 5-play, 75-yard drive for 20-yard TD pass to Sammy Winder with 4:01 left for 38-31 lead; after safety and Ernest Byner fumble, Denver wins 38-33.
- Oct. 9, 1988, at San Francisco** — Directs 9-play, 58-yard drive for eight-yard TD pass to Vance Johnson with 8:37 left to tie game 13-13; Broncos win in overtime when Steve Wilson's interception sets up Rich Karlis 22-yard field goal 8:11 into overtime.
- \*Oct. 8, 1989, vs. San Diego** — Directs 11-play, 74-yard drive for Bobby Humphrey 17-yard TD run with 1:03 left in 16-10 win.
- Oct. 22, 1989, at Seattle** — Throws 54-yard TD pass to Vance Johnson with 2:19 left (only play of drive) to tie game 21-21; Dennis Smith interception sets up David Treadwell's 27-yard field goal at 7:14 of OT for 24-21 win.
- \*Nov. 12, 1989, at Kansas City** — Directs 10-play, 72-yard drive for David Treadwell 26-yard FG with 0:01 left in 16-13 win.
- \*Jan. 7, 1990, vs. Pittsburgh (AFC Divisional Playoff)** — Directs 9-play, 71-yard drive for Melvin Bratton one-yard TD run with 2:27 left in 24-23 win.
- \*Sept. 17, 1990, vs. Kansas City** — Directs 10-play, 79-yard drive for David Treadwell 22-yard FG with 0:00 left for 24-23 win.
- \*Oct. 21, 1990, at Indianapolis** — Directs 9-play, 58-yard drive for David Treadwell 42-yard FG to break tie with 3:45 left; then directs five-play, 56-yard drive for Steve Sewell two-yard TD run with 1:41 left in 27-17 win.
- \*Oct. 20, 1991, vs. Kansas City** — Directs 7-play, 70-yard drive for David Treadwell 27-yard field goal with 2:37 left in 19-16 win.
- \*Oct. 27, 1991, at New England** — Directs 9-play, 42-yard drive for David Treadwell 34-yard field goal with 1:56 left in 9-6 win.
- \*Dec. 8, 1991, at Cleveland** — Directs 16-play, 64-yard drive for six-yard TD pass to Vance Johnson with 8:54 left to break 7-7 tie; then directs six-play, 66-yard drive for David Treadwell 37-yard field goal with 3:29 remaining in 17-7 win.
- \*Dec. 15, 1991, vs. Phoenix** — Directs 6-play, 66-yard drive for Elway's four-yard TD run with 1:46 left in 24-19 win.
- \*Jan. 4, 1992, vs. Houston (AFC Divisional Playoff)** — Directs 12-play, 87-yard drive for David Treadwell 28-yard field goal with 0:20 left in 26-24 win.
- \*Sept. 6, 1992, vs. L.A. Raiders** — Directs 7-play, 85-yard drive for Reggie Rivers' one-yard TD run with 0:55 left in 17-13 win.
- \*Oct. 4, 1992, vs. Kansas City** — Directs 14-play, 80-yard drive for 25-yard pass to Mark Jackson with 1:55 left to pull Denver within six points at 19-13; after a 28-yard punt return, directs a three-play, 27-yard drive for a 12-yard TD pass to Vance Johnson with 0:38 left in 20-19 win.
- \*Oct. 18, 1992, vs. Houston** — Directs 3-play, 80-yard drive for Reggie Rivers' 20-yard TD run with 1:34 left in 27-21 win.
- \*Dec. 12, 1993, vs. Kansas City** — Directs three-play, 11-yard drive for six-yard TD pass to Shannon Sharpe with 10:34 left in 27-21 win.
- \*Oct. 23, 1994, at San Diego** — Directs 4-play, four-yard drive to set up Jason Elam's 54-yard field goal with 10:02 remaining that put Denver ahead 17-15; then directed a nine-play, 66-yard drive to set up Elam for a 25-yard field goal that provided the final score of 20-15 with 4:07 remaining.
- \*Nov. 20, 1994, vs. Atlanta** — Directs 10-play, 73-yard drive for 32-yard TD pass to Anthony Miller to pull Denver within 28-25 with 10:19 remaining; then drove the Broncos 57 yards in 10 plays, capping the drive with a four-yard TD run to put Denver ahead to stay 32-28 with 1:56 remaining.
- \*Sept. 17, 1995, vs. Washington** — Directs 8-play, 80-yard drive that culminated with a 43-yard TD strike to Rod Smith on the final play of the game (play started at 0:06), breaking a 31-31 tie and giving Denver a 38-31 win. The drive began on the Broncos' 20-yard line with 1:07 remaining.
- \*Nov. 19, 1995, vs. San Diego** — Directs 7-play, 53-yard drive to set up Jason Elam's game-winning 32-yard field goal, breaking a 27-27 tie and lifting Denver to a 30-27 win. The drive began on the Broncos' 33-yard line with 3:43 remaining.
- \*Dec. 24, 1995, at Oakland** — Directs 12-play, 79-yard drive to set up Jason Elam's 27-yard field goal to pull Denver to within 28-20 with 12:47 remaining; then drove the Broncos 87 yards in 13 plays, culminating with a four-yard TD pass to Ed McCaffrey — on which Elway ran in for the two-point conversion — to tie the score at 28-28 with 5:46 remaining; then drove 53 yards in nine plays to set up Elam's game-winning 37-yard field goal with 0:48 remaining, giving Denver the 31-28 victory.

## JOHN ELWAY'S FOURTH QUARTER HEROICS, CONT.

- \*Sept. 15, 1996, vs. Tampa Bay** — Directs 14-play, 80-yard drive over an 8:11 span that was capped by Terrell Davis' three-yard TD run with 3:32 remaining, giving Denver a 27-23 win.
- \*Oct. 20, 1996, vs. Baltimore** — Directs 10-play, 57-yard yard drive in 4:31, culminating with a 6-yard TD pass to Ed McCaffrey to put Denver ahead 38-34 with 10:57 remaining. He later led the club 15 yards in three plays, capped by his own 9-yard TD run with 1:16 remaining, to provide the final margin of 45-34.
- \*Nov. 4, 1996, at Oakland** — Directs 6-play, 73-yard drive over a 47-second span, culminating with a 49-yard TD pass to Rod Smith with 4:14 remaining to erase a 21-16 Raiders lead and lift Denver to a 22-21 win.
- \*Nov. 24, 1996, at Minnesota** — Directs 11-play, 84-yard drive in 5:02, capped by a five-yard TD pass to Ed McCaffrey with 19 seconds remaining that was tipped three times by Vikings defenders, to give Denver a 21-17 win.
- \*Oct. 26, 1997, at Buffalo** — Directs 9-play, 43-yards drive in 4:47 during overtime to set up a 33-yard Jason Elam field goal with 1:56 remaining on the clock, giving Denver a 23-20 win.
- \*Nov. 2, 1997, vs. Seattle** — Directs 8-play, 69-yard drive in 4:34 to set up a 22-yard Jason Elam field goal with 7:28 remaining, breaking a 27-27 tie and giving Denver a 30-27 win.
- \*Jan. 4, 1998, at Kansas City (AFC Divisional Playoff)** — Directs 6-play, 49-yard drive in 2:38, capped by a 1-yard Terrell Davis TD run with 12:32 remaining to give Denver a 14-10 AFC Divisional Playoff victory. Key to the drive was Elway's 43-yard strike to Ed McCaffrey that set up the Broncos at the Chiefs' 1-yard line.
- \*Jan. 25, 1998, vs. Green Bay (Super Bowl XXXII)** — Directs 5-play, 49-yard drive in 1:42, culminating in a 1-yard Terrell Davis TD run with 1:45 remaining to break a 24-24 tie and give Denver a 31-24 win to claim its first World Championship. Key to the drive was a screen pass to fullback Howard Griffith that covered 23 yards and put Denver at the Green Bay 8-yard line.
- \*Nov. 1, 1998, at Cincinnati** — Directs 5-play, 53-yard drive in 1:56, culminating in a 5-yard Terrell Davis TD run with 58 seconds remaining to break a 26-26 tie and give Denver a 33-26 win. Key to the drive was a 38-yard kickoff return by Vaughn Hebronn to stake the Broncos with good field position.
- \*Dec. 6, 1998, vs. Kansas City** — Directs 5-play, 50-yard drive in 2:39, capped by a 24-yard TD pass to Shannon Sharpe with 3:34 remaining to give Denver a 35-31 lead that would hold up for the win — Denver's 13th in a row to begin the season (tied for second-best all-time) and 18th in a row overall, dating back to the 1997 season (tied for the longest streak in NFL history, regular and postseason combined).

## ALL-TIME PRO FOOTBALL PASSING LEADERS

### PASSING YARDS

NO.	PLAYER	YARDS
1.	Brett Favre	71,838
2.	Peyton Manning*	64,964
3.	Dan Marino	61,361
4.	<b>John Elway</b>	<b>51,475</b>
5.	Drew Brees*	51,081
6.	Warren Moon	49,325
7.	Tom Brady*	49,149
8.	Fran Tarkenton	47,003
9.	Vinny Testaverde	46,233
10.	Drew Bledsoe	44,611

### PASS ATTEMPTS

NO.	PLAYER	ATT.
1.	Brett Favre	10,169
2.	Peyton Manning*	8,452
3.	Dan Marino	8,358
4.	<b>John Elway</b>	<b>7,250</b>
5.	Warren Moon	6,823

\* active player

### TOUCHDOWN PASSES

NO.	PLAYER	TDs
1.	Brett Favre	508
2.	Peyton Manning*	491
3.	Dan Marino	420
4.	Drew Brees*	363
5.	Tom Brady*	359
6.	Fran Tarkenton	342
7.	<b>John Elway</b>	<b>300</b>
8.	Warren Moon	291
9.	Johnny Unitas	290
10.	Vinny Testaverde	275

### PASS COMPLETIONS

NO.	PLAYER	COMP.
1.	Brett Favre	6,300
2.	Peyton Manning*	5,532
3.	Dan Marino	4,967
4.	Drew Brees*	4,481
5.	Tom Brady*	4,178
6.	<b>John Elway</b>	<b>4,123</b>

## DID YOU KNOW?

Wide receiver Jerry Rice concluded his record-setting 20-year NFL career as a member of the Denver Broncos after competing with the team in the 2005 preseason.

A 13-time Pro Bowl selection and 11-time Associated Press All-Pro, Rice agreed to terms with the Broncos on Wednesday, May 25, 2005. He played in all four of the Broncos' preseason games, starting twice, and caught four passes for 24 yards while wearing jersey No. 19.

## ALL-TIME PRO FOOTBALL TOTAL OFFENSE LEADERS

Player	Yards	(Passing / Rushing)
1. Brett Favre	73,682	(71,838 passing / 1,844 rushing)
2. Peyton Manning*	65,661	(64,964 passing / 697 rushing)
3. Dan Marino	61,448	(61,361 passing / 87 rushing)
4. <b>John Elway</b>	<b>54,882</b>	<b>(51,475 passing / 3,407 rushing)</b>
5. Drew Brees*	51,703	(51,081 passing / 622 rushing)

\* active player

## ELWAY RANKS AMONG ALL-TIME TOUCHDOWN LEADERS

With his 5-yard touchdown pass to Rod Smith in the second quarter at San Diego on Nov. 30, 1997, QB John Elway moved past Johnny Unitas into third place all time in total touchdowns. He retired trailing only Dan Marino and Fran Tarkenton in career total touchdowns but has since been passed by Brett Favre and Peyton Manning.

PLAYER	TOTAL TOUCHDOWNS	PASSING TOUCHDOWNS	RUSHING TOUCHDOWNS	RECEIVING TOUCHDOWNS
1. Brett Favre	522	508	14	0
2. Peyton Manning*	509	491	18	0
3. Dan Marino	429	420	9	0
4. Drew Brees*	376	363	12	1
4. Fran Tarkenton	374	342	32	0
5. Tom Brady*	373	359	14	0
7. <b>John Elway</b>	<b>334</b>	<b>300</b>	<b>33</b>	<b>1</b>

\* active player

## NFL LEADERS, MOST 3,000-YARD PASSING SEASONS

NAME	3,000-YARD SEASONS	YEARS WITH 3,000 YARDS	NFL SEASONS	CAREER YARDS
Brett Favre, Atl./G.B./NYJ./Min.	18	1992-2009	20	71,838
Peyton Manning, Indianapolis*	15	1998-2010, '12-13	16	64,964
Dan Marino, Miami	13	1984-92, '94-95, '97-98	17	61,361
<b>John Elway, Denver</b>	<b>12</b>	<b>1985-91, '93-97</b>	<b>16</b>	<b>51,475</b>
Tom Brady, N.E.*	11	2002-07, '09-13	14	49,149
Drew Brees, S.D./N.O.*	11	2002, '04-13	13	51,081
Drew Bledsoe, N.E./Buf./Dal.	9	1994-2000, '02, '05	14	44,611
Warren Moon, Hou./Min./Sea./K.C.	9	1984, '86, '89-91, '93-95, '97	16	49,325

\* active player

## ELWAY PUT BRONCOS AMONG THE WINNERS

During the course of John Elway's 16-year career with the Broncos, the club boasted the best record in the AFC and the second-best record in the NFL with 161 victories. Elway started in 148 of those victories (91.9%), an NFL record for most wins by a starting quarterback at the time of his retirement (since passed by Brett Favre).

### TOP FIVE RECORDS OF NFL TEAMS, 1993-98

(Regular Season Only)

TEAM	W	L	T	PCT.
1. San Francisco	191	63	1	.751
2. <b>Denver</b>	<b>161</b>	<b>93</b>	<b>1</b>	<b>.633</b>
3. Miami	154	101	0	.604
4. Washington	144	110	1	.567
5. Chicago	143	112	0	.561

## GREATNESS MEASURED IN VICTORY

John Elway became the NFL's winningest all-time starting quarterback late in the 1996 season (Dec. 15 vs. Raiders), passing Fran Tarkenton (125), and retired with 148 wins to his credit during his magnificent career. He currently is tied for third in career wins, having been passed by Brett Favre during the 2007 season and Peyton Manning during the 2012 season. Included in Elway's record is a remarkable 94-23 (.803) mark at home. He had at least a .500 record against 26 of the 30 other NFL teams he faced, including all but two in the AFC (Oakland and Miami).

### MOST VICTORIES BY STARTING QUARTERBACKS, ALL-TIME

(Regular Season Only)

NO.	PLAYER	W-L-T	PCT.
1.	Brett Favre	186-112-0	.624
2.	Peyton Manning*	167-73-0	.696
3.	<b>John Elway</b>	<b>148-82-1</b>	<b>.643</b>
	Tom Brady*	148-43-0	.775
5.	Dan Marino	147-93-0	.613

\* active player



### MOST RUSHING YARDS, ALL-TIME, NFL QUARTERBACKS

NO.	PLAYER	ATT.	YARDS	AVG.	LG	TD
1.	Michael Vick*	827	5,857	7.1	61	36
2.	Randall Cunningham	775	4,928	6.5	52t	35
3.	Steve Young	722	4,239	5.9	49t	43
4.	Fran Tarkenton	675	3,674	5.5	52t	32
5.	Steve McNair	669	3,590	5.4	71t	37
6.	Donovan McNabb	616	3,469	5.6	54	29
7.	<b>John Elway</b>	<b>774</b>	<b>3,407</b>	<b>4.4</b>	<b>31</b>	<b>33</b>

\* active player

### MOST TIMES SACKED, ALL-TIME, NFL QUARTERBACKS

(Since 1969)

NO.	PLAYER	SEASONS	TIMES SACKED	YDS. LOST	MILES LOST
1.	Brett Favre	20	525	3,487	1.98
2.	<b>John Elway</b>	<b>16</b>	<b>516</b>	<b>3,785</b>	<b>2.15</b>
3.	Dave Krieg	19	494	3,794	2.16
4.	Randall Cunningham	13	484	3,537	2.01
5.	Phil Simms	14	477	3,418	1.94

\* active player

### ELWAY VS. HALL OF FAME QUARTERBACKS

At the time of his retirement, after 16 seasons, John Elway had thrown and completed more passes, and thrown for more yards than all 18 quarterbacks then enshrined in the Hall of Fame at the equivalent point in each of their careers. He also ranked first in rushing attempts and total offense (combined rushing and passing yards), second in rushing yards, tied for second in rushing touchdowns, second in completion percentage and second in touchdown passes. Among those enshrined in Canton, only Fran Tarkenton had thrown more touchdown passes in his first 16 seasons than Elway, and only Otto Graham had more rushing touchdowns.

(Listed in descending order by passing yards)

PLAYER	PASSING						RUSHING				
	ATT.	COMP.	YDS.	PCT.	TD	INT	Rtg.	ATT.	YDS.	AVG.	TD
Elway, John	7,250	4,123	51,475	56.9	300	226	79.8	774	3,407	4.4	33
Fouts, Dan	5,604	3,297	43,040	58.8	254	242	80.2	224	476	2.1	13
Tarkenton, Fran	5,225	2,931	38,840	56.1	291	212	81.4	609	3,629	6.0	30
Unitas, Johnny	4,777	2,616	37,715	54.8	281	231	80.3	439	1,757	4.0	13
Tittle, Y.A.	3,817	2,118	28,339	55.2	212	221	73.5	291	999	3.6	33
Bradshaw, Terry	3,901	2,025	27,989	51.9	212	210	70.7	444	2,257	5.1	32
Namath, Joe	3,762	1,886	27,663	50.1	173	220	65.6	71	140	2.0	7
Jurgensen, Sonny	3,891	2,200	27,108	56.5	236	175	79.8	170	497	2.9	15
Layne, Bobby	3,700	1,814	26,768	49.0	196	243	63.2	611	2,451	4.0	25
Griese, Bob	3,429	1,926	25,092	56.2	192	172	77.1	261	994	3.8	7
Starr, Bart	3,104	1,448	24,425	46.6	152	135	72.1	244	1,297	5.3	14
Van Brocklin, Norm	2,895	1,553	23,611	53.6	173	178	75.1	102	40	0.4	11
Dawson, Len	2,960	1,664	23,483	56.2	212	149	85.1	257	1,143	4.4	9
Staubach, Roger	2,958	1,685	22,700	57.0	153	109	83.5	410	2,264	5.5	20
Baugh, Sammy	2,972	1,673	22,507	56.3	184	202	72.9	317	323	1.0	6
Blanda, George	2,641	1,287	17,996	48.7	149	166	63.5	125	345	2.8	9
Luckman, Sid	1,744	904	14,683	51.8	139	131	75.7	204	209	1.0	2
Graham, Otto	1,565	872	13,499	55.7	88	94	78.2	405	882	2.2	44
Waterfield, Bob	1,617	813	11,849	50.3	98	127	62.0	75	21	0.3	13

### GETTING BETTER WITH AGE

John Elway not only maintained his status among the league's elite quarterbacks in the latter years of his career but even improved dramatically in several key statistical categories over his final six seasons. The following is a comparative glance at Elway's season averages for passing yards, touchdowns and interceptions over his first nine seasons as a full-time starter (excludes 1983) against his final six.

SEASONS	AVG. YARDS	AVG. TDs	AVG. INTs
1984-92	3,172.6	16.8	15.8
1993-98	3,543.2	23.7	11.5

### JOHN ELWAY'S LONGEVITY

#### MOST CAREER REGULAR-SEASON GAMES PLAYED BY A BRONCO

POS.	PLAYER	YEARS	GAMES
K	Jason Elam	1993-2007	236
<b>QB</b>	<b>John Elway</b>	<b>1983-98</b>	<b>234</b>
C	Tom Nalen	1994-2008	194
LB	Tom Jackson	1973-86	191
G	Paul Howard	1973-75, '77-86	187

## ALL-TIME NFL POSTSEASON PASSING LEADERS BY CATEGORY

### PASSING YARDS

No.	PLAYER	GAMES	YARDS
1.	Peyton Manning*	23	6,589
2.	Tom Brady*	26	6,424
3.	Brett Favre	24	5,855
4.	Joe Montana	23	5,772
5.	<b>John Elway</b>	<b>22</b>	<b>4,964</b>
6.	Dan Marino	18	4,510
7.	Kurt Warner	13	3,952
8.	Jim Kelly	12	3,863

### TOUCHDOWN PASSES

No.	PLAYER	TDs
1.	Joe Montana	45
2.	Brett Favre	44
3.	Tom Brady*	43
4.	Peyton Manning*	37
5.	Dan Marino	32
6.	Kurt Warner	31
7.	Terry Bradshaw	30
8.	<b>John Elway</b>	<b>27</b>

### PASS ATTEMPTS

No.	PLAYER	ATTEMPTS
1.	Tom Brady*	950
2.	Peyton Manning*	889
3.	Brett Favre	791
4.	Joe Montana	734
5.	Dan Marino	687
6.	<b>John Elway</b>	<b>651</b>

### PASS COMPLETIONS

No.	PLAYER	COMPLETIONS
1.	Tom Brady*	590
2.	Peyton Manning*	472
3.	Brett Favre	481
4.	Joe Montana	460
5.	Dan Marino	385
6.	<b>John Elway</b>	<b>355</b>

### ALL-TIME NFL QUARTERBACKS WITH 4,000 POSTSEASON AND 50,000 REGULAR SEASON PASSING YARDS

PLAYER	TEAM (S)	POSTSEASON YARDS	REGULAR SEASON YARDS
Brett Favre	Atlanta/Green Bay/N.Y. Jets/Minnesota	5,855	69,329
Peyton Manning*	Indianapolis/Denver	6,589	64,964
<b>John Elway</b>	<b>Denver</b>	<b>4,964</b>	<b>51,475</b>
Dan Marino	Miami	4,510	61,361

\* active player

### TOUCHDOWN PASSES IN CONSECUTIVE POSTSEASON GAMES

John Elway threw at least one touchdown pass in 17 of the 22 postseason contests in which he played. After not throwing one in his first playoff game, he threw at least one in his next nine, which ties for seventh all-time for consecutive playoff games with at least one touchdown pass.

PLAYER	TEAM	SEASONS	CONS. GMS WITH TD PASS
1. Tom Brady*	New England	2001-12	20
2. Brett Favre	Green Bay	1995-2007	18
3. Dan Marino	Miami	1983-95	13
4. Peyton Manning	Indianapolis/Denver	2003-12 <sup>^</sup>	12
Kurt Warner	St. Louis/Arizona	2000-09	12
6. Joe Montana	San Francisco	1988-90	10
Ken Stabler	Oakland	1973-77	10
8. <b>John Elway</b>	<b>Denver</b>	<b>1984-89</b>	<b>9</b>

\* active player ^ active streak

### ALL-TIME SUPER BOWL PASSING LEADERS

John Elway saved one of his best career performances for his final game, Super Bowl XXXIII vs. Atlanta at Pro Player Stadium in Miami. He threw for 336 yards in Denver's 34-19 win — now eighth most in Super Bowl history — and was voted MVP. He also set a record for most career pass attempts in Super Bowl games (since passed by Tom Brady), and for the second consecutive year became the oldest player to score in a Super Bowl.

#### MOST PASSING YARDS IN A SUPER BOWL GAME

PLAYER	TEAM	YDS.	OPP. (DATE)	RESULT
1. Kurt Warner	St. Louis	414	Ten. (1/30/00)	W 23-16
2. Kurt Warner	Arizona	377	Pit. (2/1/09)	L 23-27
3. Kurt Warner	St. Louis	365	NE (2/3/02)	L 17-20
4. Joe Montana	San Francisco	357	Cin. (1/22/89)	W 20-16
Donovan McNabb	Philadelphia	357	NE (2/6/05)	L 29-32
6. Tom Brady*	New England	354	Car. (2/1/04)	W 32-29
7. Doug Williams	Washington	340	Den. (1/31/88)	W 42-10
8. <b>John Elway</b>	<b>Denver</b>	<b>336</b>	<b>Atl. (1/31/99)</b>	<b>W 34-19</b>

#### MOST CAREER SUPER BOWL PASSING YARDS

PLAYER	TEAM	YDS.	GMS.
1. Tom Brady*	New England	1,277	5
2. Kurt Warner	St. Louis/Arizona	1,156	3
3. Joe Montana	San Francisco	1,142	4
4. <b>John Elway</b>	<b>Denver</b>	<b>1,128</b>	<b>5</b>
5. Terry Bradshaw	Pittsburgh	932	4

#### MOST CAREER SUPER BOWL PASS ATTEMPTS

PLAYER	TEAM	ATT.	GMS.
1. Tom Brady*	New England	197	5
2. <b>John Elway</b>	<b>Denver</b>	<b>152</b>	<b>5</b>
3. Jim Kelly	Buffalo	145	4
4. Peyton Manning	Ind./Den.	132	3
Kurt Warner	St. Louis/Arizona	132	3

#### MOST CAREER SUPER BOWL COMPLETIONS

PLAYER	TEAM	COMP.	GMS.
1. Tom Brady*	New England	127	5
2. Peyton Manning	Ind./Den.	90	3
3. Joe Montana	San Francisco	83	4
Kurt Warner	St. Louis/Arizona	83	3
4. Jim Kelly	Buffalo	81	4
6. <b>John Elway</b>	<b>Denver</b>	<b>76</b>	<b>5</b>

#### MOST SUPER BOWL STARTS BY A QUARTERBACK

PLAYER	TEAM	STARTS	GAMES	RECORD
1. <b>John Elway</b>	<b>Denver</b>	<b>5</b>	<b>XXI, XXII, XXIV, XXXII, XXXIII</b>	<b>2-3</b>
Tom Brady*	New England	5	XXXVI, XXXVIII, XXXIX, XLII, XLVI	3-2
3. Terry Bradshaw	Pittsburgh	5	IX, X, XIII, XIV	4-0
Joe Montana	San Francisco	4	XVI, XIX, XXIII, XXIV	4-0
Jim Kelly	Buffalo	4	XXV, XXVI, XXVII, XXVIII	0-4
Roger Staubach	Dallas	4	V, X, XII, XIII	2-2

\* active player

## THE BRONCOS' RECORD WHEN ELWAY...

(Regular Season, Games Started Only)

Threw 0 Touchdowns: .....	33-31-1	Rushed for a Touchdown: .....	22-10
Threw 1 Touchdown: .....	45-30	Rushed for 50 or more Yards: .....	2-2
Threw 2 Touchdowns: .....	41-17	Was Not Intercepted: .....	74-22
Threw 3 Touchdowns: .....	20-3	Was Intercepted: .....	74-59-1
Threw 4 Touchdowns: .....	9-0	Played on Grass: .....	121-50-1
Threw 5 Touchdowns: .....	1-0	Played on Turf: .....	27-31
Threw at least 1 TD: .....	115-50	Played in Domes: .....	13-13
Was Not Sacked: .....	31-8	Played on Monday Night: .....	13-10
Was Sacked: .....	117-72-1	Played on Sunday Night: .....	10-8
Threw for 300 Yards: .....	24-12	Played in Prime Time: .....	24-18
Threw for less than 200 Yards: .....	51-42	Played on Non-Sundays: .....	21-12

## A MODEL OF CONSISTENCY

John Elway threw at least one touchdown pass in 166 of his 234 regular season games (70.9%) and in 17 of his 22 playoff games (77.3%). In all, he threw a TD pass in 183 of 256 career regular and postseason games (71.5%). Elway threw at least one TD pass in 60 of his final 73 regular season games (82.2%).

### ELWAY'S GAMES WITH AT LEAST ONE TOUCHDOWN PASS, YEAR-BY-YEAR

YEAR	REGULAR SEASON	POSTSEASON	OVERALL
1983	4 of 11	0 of 1	4 of 12
1984	9 of 15	1 of 1	10 of 16
1985	11 of 16	0 of 0	11 of 16
1986	12 of 16	3 of 3	15 of 19
1987	10 of 12	3 of 3	13 of 15
1988	11 of 15	0 of 0	11 of 15
1989	11 of 15	2 of 3	13 of 18
1990	9 of 16	0 of 0	9 of 16
1991	10 of 16	1 of 2	11 of 18
1992	7 of 12	0 of 0	7 of 12
1993	13 of 16	1 of 1	14 of 17
1994	10 of 14	0 of 0	10 of 14
1995	14 of 16	0 of 0	14 of 16
1996	13 of 15	1 of 1	14 of 16
1997	12 of 16	2 of 4	14 of 20
1998	10 of 12	2 of 3	12 of 15
<b>TOTAL</b>	<b>166 of 234</b>	<b>17 of 22</b>	<b>183 of 256</b>

In Elway's career, the Broncos posted a 34-33-1 mark in the 68 regular season games in which he did not throw a touchdown pass while posting a 2-3 postseason record in such contests. Elway had 90 multiple-touchdown regular season games in which Denver posted a 71-19 record (78.9%). Elway also produced seven postseason multiple-touchdown games in which the Broncos posted a 4-3 record.

## JOHN ELWAY BY STADIUM

In his 16-year career, John Elway threw at least one touchdown pass in 24 different stadiums, including 180 at Mile High Stadium—an NFL record for one player at a single stadium. There were eight NFL venues at the time of his retirement in which he had not thrown a touchdown pass, including Soldier Field, Pro Player Stadium (though he threw a postseason TD there - now LandShark Stadium) and the Superdome. In addition, he never played at five other sites: Ericsson Stadium (now Bank of America Stadium), Raymond James Stadium, PSINet/M&T Bank Stadium (Balt.), the Trans World Dome (now Edward Jones Dome) and Jack Kent Cooke Stadium (now FedEx Field). Elway also threw 27 postseason TD passes in seven different stadiums: 18 at Mile High Stadium, three at the L.A. Coliseum, two at Three Rivers Stadium, one at Cleveland Municipal Stadium, one at Jack Murphy Stadium (now Qualcomm Stadium - Super Bowl XXII), one at the Rose Bowl (Super Bowl XXI) and one at Pro Player Stadium (Super Bowl XXXIII - now LandShark Stadium).

### ELWAY'S TOUCHDOWN PASSES BY STADIUM

(Regular Season Only)

Mile High .....	180	Giants .....	3
Kingdome .....	16	Anaheim .....	3
Jack Murphy/Qualcomm .....	16	Foxboro .....	3
L.A. Coliseum .....	12	Atlanta-Fulton County .....	3
Arrowhead .....	10	Georgia Dome .....	3
Cleveland Municipal .....	8	RCA Dome .....	3
Rich .....	6	Sun Devil .....	2
Three Rivers .....	6	Texas .....	2
Oakland-Alameda County .....	6	Veterans .....	2
Metrodome .....	5	Candlestick/3COM .....	1
Astrodome .....	4	Lambeau .....	1
Cinergy Field .....	4	Silverdome .....	1



## STEVE ATWATER

6-3 • 217 • ARKANSAS

YEAR INDUCTED: 2005

YEARS WITH BRONCOS: 1989-98

**SAFETY**



27

Steve Atwater was inducted as the 20th member of the Broncos' Ring of Fame in 2005 after a brilliant 10-year career with the club from 1989-98. Regarded as one of the toughest safeties in the NFL during his playing days, Atwater was voted to a franchise record-tying seven consecutive Pro Bowls from 1990-96, and his eight career Pro Bowl selections are the second most by a player in Broncos history. Selected by the Broncos in the first round (20th overall) of the 1989 NFL Draft from the University of Arkansas, Atwater was a consensus All-Rookie selection and was named NFL Defensive Rookie of the Year by *Football Digest* during his first professional season on a club that advanced to Super Bowl XXIV. He went on to serve as a key leader on the Broncos' back-to-back Super Bowl championship teams from 1997-98 and was voted an All-Pro by the Associated Press from 1991-92 and in 1996. He started all 155 regular-season games he played with Denver, a total that ranks 10th in franchise history. Atwater also recorded 24 interceptions that rank ninth in Denver history and 408 interception return yards that rank seventh in club annals. He led the Broncos in tackles during two seasons (1993 and '95) and finished second on the club in that category five times during his career. Atwater's play against Green Bay in Super Bowl XXXII, a game in which he totaled six tackles, one sack, one forced fumble and two pass breakups, was instrumental in Denver winning its first-ever World Championship. The safety ranks second to only John Elway in career postseason starts by a Bronco as he started all 14 playoff appearances, including three Super Bowls and four AFC Championship Games. Atwater, who was a three-time All-Southwest Conference selection and a two-time All-American at Arkansas, played one season with the New York Jets in 1999 following his Broncos career.



### ATWATER'S NFL CAREER RECORD

Games	Starts	Solo	Assist	Total	Sacks	Int.	Yds.	Avg.	TD
167	166	854	502	1,356	5.0	24	408	17.0	1



## TERRELL DAVIS

5-11 • 210 • GEORGIA

YEAR INDUCTED: 2007

YEARS WITH BRONCOS: 1995-2002

**RUNNING BACK**



30

Terrell Davis was inducted as the 21st member of the Ring of Fame in 2007 after establishing himself as the Denver Broncos' all-time leading rusher while spending his entire eight-year career with the team from 1995-2002. Selected by the Broncos in the sixth round (196th overall) of the 1995 NFL Draft from the University of Georgia, Davis rushed for at least 1,000 yards in each of his first four seasons, including the 1998 campaign in which he totaled the fourth-most rushing yards (2,008) in a season in NFL history to earn league MVP honors. That year, he also set a club record with 21 rushing scores. The three-time Pro Bowl and first-team All-Pro selection (1996-98) finished his career with a franchise-record 7,607 rushing yards and 60 rushing touchdowns on 1,655 carries (4.6 avg.) in 78 regular-season games (77 starts) as a key member of the Broncos' back-to-back Super Bowl championship teams (1997-98). His 97.5-yard rushing average in regular-season games is the fourth best in NFL history (min. 75 games), trailing only Jim Brown, Adrian Paterson and Barry Sanders. A seven-time semifinalist for the Pro Football Hall of Fame (2008-14), Davis owns three of the top-five single-season rushing outputs in Broncos annals as well as the club's single-season scoring record for a non-kicker (138 pts., 1998). In the postseason, Davis was equally as impressive, totaling at least 100 rushing yards in seven of his eight career playoff appearances, including his 157-yard, three-rushing touchdown performance against Green Bay in Super Bowl XXXII to earn game MVP honors. He averaged an NFL-record (min. 5 games) 142.5 rushing yards per game in the postseason for his career, totaling a club-record 1,140 rushing yards on 204 carries (5.6 avg.) with 12 touchdowns. Davis, who played his first collegiate season at Long Beach State before transferring to Georgia, ranks first in Broncos history in career 100-yard rushing games (41), first in rushing touchdowns (60), second in overall touchdowns (65) and second in yards from scrimmage (8,887).



### DAVIS' NFL CAREER RECORD

RUSHING							RECEIVING			
Games	Starts	No.	Yds.	Avg.	LG	TD	No.	Yds.	Avg.	LG
78	77	1,655	7,607	4.6	71t	60	169	1,280	7.6	35



## AUSTIN "GOOSE" GONSOULIN

6-3 • 210 • BAYLOR

YEAR INDUCTED: 1984

YEARS WITH BRONCOS: 1960-66

**SAFETY**



23

Austin "Goose" Gonsoulin was one of the four original Ring of Fame inductees in 1984 and was recognized for his splendid play at safety for seven seasons. Gonsoulin was one of the original Broncos from the 1960 season and was one of three original Broncos still with the team at the start of his final year with the club in 1966. At the end of his Broncos career, he was the all-time American Football League leader in interceptions with 43 and still ranks second in club history in that category. His 11 pickoffs in 1960 as a rookie are still a Denver club record, and he shares the team and NFL record for interceptions in a game with four, a feat he accomplished on Sept. 18, 1960, at Buffalo. He also had three interceptions in a game against Kansas City on Oct. 11, 1964. Gonsoulin led the Broncos in interceptions four times in his career, including in consecutive seasons from 1962-63, and currently ranks fifth in club history with 542 career interception return yards. He was an All-AFL choice in 1960, '62 and '63 while also being named to the AFL All-Star Game from 1961-64 and in '66. His amazing durability and toughness enabled him to start 61 consecutive games at one point in his career. Gonsoulin played one season with San Francisco in 1967 after his Broncos career concluded. A native of Port Arthur, Texas, he was captain of his college team at Baylor University.



### GONSOULIN'S NFL CAREER RECORD

Games	Starts	Sacks	Int.	Yds.	Avg.	TD
108	N/A	N/A	46	551	12.0	2



## RANDY GRADISHAR

6-3 • 233 • OHIO STATE

YEAR INDUCTED: 1989

YEARS WITH BRONCOS: 1974-83

**LINEBACKER**



53

Randy Gradishar was the only Ring of Fame inductee in 1989 in recognition of his outstanding 10-year career (1974-83) at linebacker for the Broncos. He was among the 15 finalists for the Pro Football Hall of Fame balloting in 2003 and 2008 as well as one of the 25 semifinalists for the Class of 2004, 2005, 2006 and 2007. Gradishar earned seven Pro Bowl selections, a total that was the most by a Bronco at the end of his career (currently ties for fourth), and he is the Broncos' all-time leader in tackles with 2,049. He led the Broncos in tackles for a franchise-record nine consecutive years from 1975-83 and averaged 222 tackles per season during that stretch. His 286 tackles during the 1978 campaign still stand as the Broncos' single-season record. Selected by the Broncos in the first round (14th overall) of the 1974 NFL Draft, Gradishar never missed a game, playing in 145 in a row. He accounted for 33 turnovers (20 INTs, 13 FR) during his 10-year career, and that total tied for the fourth most by an NFL linebacker in that span. Voted the NFL Defensive Player of the Year in 1978 by AP, UPI, *Pro Football Weekly* and NEA (George Halas Award), Gradishar helped the Broncos to four playoff berths (1977-79, '83), two division titles (1977-78) and an appearance in Super Bowl XII during the 1977 season. His teammates also voted him defensive MVP in 1978 and '80. While at Ohio State, Gradishar was referred to by Head Coach Woody Hayes as "the best linebacker I ever coached at Ohio State." A three-year starter for the Buckeyes and a consensus All-American as a senior, Gradishar received Academic All-America honors in college. He was president of the Denver Broncos Youth Foundation from 1982-92 and was inducted into the College Football Hall of Fame in 1998.



### GRADISHAR'S NFL CAREER RECORD

Games	Starts	Tackles	Sacks	Int.	Yds.	Avg.	TD	Fum. Rec.	Fum. TD	Def. TD
145	134	2,049	19.5	20	335	16.8	3	13	1	4





## RICH JACKSON

6-3 • 255 • SOUTHERN

YEAR INDUCTED: 1984

YEARS WITH BRONCOS: 1967-72

**DEFENSIVE END**



1967-87

Rich Jackson was one of the four original Ring of Famers who were inducted in 1984 and was recognized for his six outstanding seasons with the Broncos from 1967-72. He was considered by many as the best defensive end in professional football during his prime. Known as "Tombstone," Jackson was the first Bronco to be named to the All-NFL first team in 1970. His 43 sacks as a Bronco were the most by any player in club history at the conclusion of his career. He entered the AFL in 1966 with Oakland, playing in five games, before spending the next six seasons with Denver after the Broncos acquired him in a trade. Jackson posted his career high in quarterback sacks in 1969 with 11 and had 10 sacks in both '68 and '70. He was voted All-AFL in 1968 and '69 in addition to starting in the 1970 Pro Bowl. He made the Pro Bowl again in 1971 despite playing in only seven games due to a knee injury that eventually forced him out of football. That season, he was graded by the Broncos' coaches as the team's most efficient tackler as he made the stop on 97 percent of his opportunities. Tabbed the Colorado Sports Hall of Fame Pro Athlete of the Year in 1970, Jackson played the first four games of the 1972 season with the Broncos before being traded to Cleveland for a 1973 third-round draft choice (Paul Howard). He played in each of the final 10 games for the Browns in 1972 during his final NFL season. He was a standout end at Southern University on both sides of the ball and also was the NAIA shot-put champion.



JACKSON'S NFL CAREER RECORD						
Games	Starts	Sacks	Int.	Yds.	Avg.	TD
82	N/A	N/A	0	0	0.0	0



## TOM JACKSON

5-11 • 220 • LOUISVILLE

YEAR INDUCTED: 1992

YEARS WITH BRONCOS: 1973-86

**LINEBACKER**



57

Tom Jackson was the only player inducted into the Denver Broncos Ring of Fame in 1992. "TJ" always was one of the most popular players among his teammates, who voted him most inspirational player six consecutive seasons (1981-86). Selected by the Broncos in the fourth round (88th overall) of the 1973 NFL Draft from the University of Louisville, Jackson finished his 14-year career (1973-86) having played the most games in Broncos history at 191 and currently stands fourth on that list. He also finished his career tied for second in games started by a Bronco with 177 (currently tied for fourth) and is one of only five Broncos to wear the Denver uniform for at least 14 seasons. Jackson, who started every possible game in a season seven times for his career, made three consecutive Pro Bowl appearances from 1977-79 and was named first-team All-Pro twice (1977-78). He also was named by his teammates as Denver's defensive MVP in 1974, '76 and '77. The linebacker helped the Broncos to six playoff berths (1977-79, '83-84, '86), four division titles (1977-78, '84, '86) and two Super Bowls (XII in 1977, XXI in '86). He was a key member of the 1977 squad that posted a 12-2 regular-season record en route to earning the franchise's first-ever playoff berth and advancing to Super Bowl XII against the Cowboys. Jackson is tied with fellow Ring of Famer Randy Gradishar for the most interceptions in Broncos history by a linebacker with 20, a career total that currently ties for the 10th highest by any player in club annals. His seven interceptions in 1976 mark the highest single-season total by a linebacker in Broncos history. Jackson finished among Denver's top five tacklers during 11 consecutive seasons from 1974-84 and recorded a career-high 169 stops in 1980. Upon his retirement following the 1986 season, he was fifth on the Broncos' all-time sack list with 44 and currently is ninth on that chart. Jackson joined the Broncos after a standout career at Louisville, where he was a three-time all-conference selection.



JACKSON'S NFL CAREER RECORD						
Games	Starts	Sacks	Int.	Yds.	Avg.	TD
191	177	44.0	20	340	17.0	3





## CHARLEY JOHNSON

6-1 • 200 • NEW MEXICO STATE

YEAR INDUCTED: 1986

YEARS WITH BRONCOS: 1972-75

**QUARTERBACK**



12

Charley Johnson was one of three inductees into the Denver Broncos Ring of Fame in 1986 along with fellow quarterback Frank Tripucka and defensive end Paul Smith. Johnson came to Denver in 1972 from Houston in exchange for a third-round draft choice, and the trade at that time was regarded as the most important in franchise history. He quarterbacked the Broncos to their first winning season (7-5-2 in 1973), a landmark moment in the first 14 years of club annals. Johnson set a Broncos record for passing accuracy in 1974 by completing 55.7 percent of his attempts. He made the All-AFC team picked by UPI and *Pro Football Weekly* after the 1973 season while being chosen by his teammates as the Broncos' most valuable offensive player. Johnson once threw for 445 yards in a game (vs. Kansas City, 11/18/74), marking the second-highest single-game passing total in team history at the time, and recorded four 300-yard passing games for his career. He also threw a touchdown pass in 10 consecutive games from 1973-74. He finished his Broncos career with 7,238 passing yards, which currently rank ninth in team history, and 52 touchdown passes, which currently rank seventh in club annals. He had a 20-18-3 (.524) record as a starter with Denver and averaged an impressive 7.46 yards per pass attempt, which is the fourth-best career mark by a Bronco. A draft choice of the St. Louis Cardinals, Johnson played his first professional season with that club in 1961 and set many passing records during nine years with the team. He was traded to Houston before the 1970 season and was with the Oilers for two years before joining the Broncos. Johnson was a star quarterback at New Mexico State University, where he led his team to two Sun Bowl titles.



#### JOHNSON'S NFL CAREER RECORD

Games	Starts	Att.	Comp.	Yards	Pct.	TD	INT	LG	Rtg.
165	124	3,392	1,737	24,410	51.2	170	181	90t	69.2



## FLOYD LITTLE

5-10 • 196 • SYRACUSE

YEAR INDUCTED: 1984

YEARS WITH BRONCOS: 1967-75

**RUNNING BACK**



44

Floyd Little, named to the Pro Football Hall of Fame Class of 2010, was one of the four original Denver Broncos Ring of Fame inductees from 1984 and joins John Elway and Frank Tripucka as one of three Broncos whose jersey number is retired. A first-round (sixth overall) draft choice of the Broncos in 1967 from Syracuse University, Little was the first No. 1 draft pick ever signed by the Broncos and was widely regarded as "The Franchise" for much of his nine-year career in which he established himself as Denver's first serious threat at running back. A Pro Bowl participant from 1970-71 and in '73, Little twice played in the AFL All-Star Game (1968-69) and was named the Colorado Sports Hall of Fame Pro Athlete of the Year in 1972. He finished his Broncos career ranked No. 1 on the franchise's all-time list for rushing attempts (1,641), rushing yards (6,323) and rushing touchdowns (43), and he now ranks second in each behind Terrell Davis. Among professional football players from 1967-75, only O.J. Simpson totaled more rushing yards than Little, who also posted the fourth-most rushing scores in football during that time. He led Denver in rushing for seven consecutive seasons from 1967-73, marking the longest such streak in club history, and at the time of his retirement ranked seventh in NFL annals in career rushing yards. In 1971, Little led the NFL in rushing with a career-best 1,133 yards after capturing the AFC rushing crown a year earlier with 901 yards in 1970. He set a Broncos career record with 54 total touchdowns (43 rush, 9 rec., 2 ret.) that currently rank fourth on their all-time list while finishing his career third on their all-time scoring list with 324 points (currently 10th). He also set a team record with 12,173 career all-purpose yards, a mark that stood until Rod Smith passed him in 2006, and finished his career as the Broncos' all-time leader in career kickoff return yards (2,523—currently second). A three-time All-American at Syracuse, Little followed in the footsteps of Jim Brown and Ernie Davis as a superstar tailback for the Orangemen. He shattered most of the records set by his predecessors, rushing for 2,704 yards, totaling 582 receiving yards, returning punts for 845 yards and kickoffs for 797 yards, and recording 19 passing yards—for a total of 4,947 yards.



#### LITTLE'S NFL CAREER RECORD

		RUSHING						RECEIVING						KICK RETURNS					
Games	Starts	No.	Yds.	Avg.	LG	TD	No.	Yds.	Avg.	LG	TD	No.	Yds.	Avg.	LG	TD			
117	93	1,641	6,323	3.9	80t	43	215	2,418	11.2	74	9	104	2,523	24.3	89	0			



## KARL MECKLENBURG

6-3 • 240 • MINNESOTA

YEAR INDUCTED: 2001

YEARS WITH BRONCOS: 1983-94

**LINEBACKER**




77

Karl Mecklenburg joined the Denver Broncos Ring of Fame in 2001 after establishing himself as one of the most outstanding defensive players in franchise history during his 12-year career from 1983-94. Mecklenburg overcame long odds to achieve greatness after being drafted by the Broncos in the 12th round from the University of Minnesota in 1983—the 310th player chosen. After playing defensive end during his first professional season, Mecklenburg was converted to linebacker in 1984. He became a starter by his third season in 1985 and went on to start 141 career games, a total that includes all 16 games in a year during five different campaigns. His 180 career games played with Denver placed him fifth on the club's all-time list at the end of his tenure with the team (currently ninth). Mecklenburg was voted to play in six Pro Bowls (1985-87, '89, '91, '93), a total that ties for the fifth highest by a player in team history. He was named All-AFC and All-NFL four times (1985-87, '89) and was tabbed the 1986 AFC Player of the Year by *Football News*. Mecklenburg helped Denver to seven postseason appearances (1983-84, '86-87, '89, '91, '93), five division titles (1984, '86-87, '89, '91) and three Super Bowl berths (XXI in 1986, XXII in '87, XXIV in '89). He finished his career with 1,145 tackles (787 solo) as well as a franchise-record 79.0 sacks. Mecklenburg's career high of 13 sacks came in 1985 and were a franchise single-season record (currently tied for the sixth most in a year in club history), and he posted eight seasons with at least seven sacks. He recorded 11 multiple-sack games and is the only player in team annals to record four sacks in a game twice in his career. Mecklenburg posted 100 tackles in a season six times, including a career and team-high 143 stops in 1989. Mecklenburg began his collegiate career at Augustana (S.D.) College before transferring to Minnesota, where he earned second-team All-Big Ten honors as a senior in 1982.



### MECKLENBURG'S NFL CAREER RECORD

Games	Starts	Solo	Assist	Total	Sacks	Int.	Yds.	Avg.	TD
180	141	787	358	1,145	79.0	5	128	25.6	0




## GENE MINGO

6-2 • 216 • UNITED STATES NAVY

YEAR INDUCTED: 2014

YEARS WITH BRONCOS: 1960-64

**HALFBACK/KICKER**



21

Gene Mingo, who played five seasons with the club (1960-64) was one of three inductees into the Ring of Fame in 2014, becoming the fourth "original Bronco" to receive the honor. During the first four seasons (1960-63) in Broncos history, Mingo ranked third in professional football with 375 total points, trailing only Pro Football Hall of Fame running back Paul Hornung (396 pts.) and Patriots Hall of Fame wide receiver/kicker Gino Cappelletti (448 pts.). He led the American Football League in scoring on two occasions—producing 123 points (6 TDs, 18 FGs, 33 PATs) in Denver's inaugural 1960 season and 137 points (4 TDs, 27 FGs, 32 PATs) as an AFL All-Star selection in 1962. A multi-talented weapon during the formative years of the franchise, Mingo appeared in 59 career games for the Broncos and totaled 185 rushes for 777 yards (4.2 avg.) with eight touchdowns on the ground and 47 catches for 399 yards (8.5 avg.) with three touchdowns through the air. He also completed 6-of-18 passes for 200 yards with two touchdowns and one interception. On special teams, he connected on 72-of-119 field goals (60.5%) and 111-of-116 extra points (95.7%) for the Broncos and returned 18 punts for 214 yards (11.9 avg.) with one touchdown along with 34 kickoffs for 742 yards (21.8 avg.). He returned a punt 76 yards for a touchdown in the first regular-season AFL game—a 13-10 Broncos victory against the Boston Patriots on Sept. 9, 1960. Mingo later served as an honorary captain for Denver's "Legacy Game" against the Patriots on Oct. 11, 2009, commemorating the franchise's 50th season. A pioneer as the first African-American placekicker in professional football history, Mingo finished his career playing in a combined 71 games for Oakland (1964-65), Miami (1966-67), Washington (1967) and Pittsburgh (1969-70).



### MINGO'S NFL CAREER RECORD

RUSHING					PUNT RETURNS					KICKING			
Games	Starts	No.	Yds.	Avg.	LG	TD	No.	Yds.	Avg.	LG	TD	No.-Att.	Pct.
130	N/A	185	777	4.2	82	8	18	214	11.9	76	1	112-219	51.1
												53	551



## CRAIG MORTON

6-4 • 214 • CALIFORNIA

YEAR INDUCTED: 1988

YEARS WITH BRONCOS: 1977-82

**QUARTERBACK**




7

Craig Morton was one of three Broncos Ring of Fame inductees in 1988 along with fellow teammates Haven Moses and Jim Turner. Morton, who joined the Broncos from the New York Giants in a 1977 trade, was Denver's starting quarterback for most of the period from 1977-82 and led the team to its first postseason and Super Bowl berth (XII vs. Dallas) in 1977 when he guided the Broncos to a 12-2 regular-season record and home playoff wins against Pittsburgh and Oakland that year. Morton, who played for the Cowboys from 1965-74, earned a variety of awards for his performance in 1977, including AFC Most Valuable Player honors after ranking fourth in the league in passer rating (82.0). During his career with Denver, he led the team to two division titles (1977-78) and three playoff berths (1977-79). Morton finished his Broncos career ranked first in passing yards (11,895 - currently second), touchdown passes (74 - currently third), pass attempts (1,594 - currently fourth), completions (907 - currently fourth) and total offense (12,155 - currently fourth). His 41 career regular-season wins as the Broncos' starting quarterback mark the second-highest total in club history, and his .641 winning percentage as Denver's signal caller (41-23) is the fourth best in franchise annals. In 1981, the quarterback led the NFL with an 8.50 yards per attempt average, a figure that stands as the second-highest single-season total in Broncos history, and threw for a career-high 3,195 yards. Morton once completed 16 consecutive passes in a game and had a streak of nine consecutive games with a touchdown pass. He was a consensus All-American at the University of California, where he also starred in baseball.



### MORTON'S NFL CAREER RECORD

Games	Starts	Att.	Comp.	Yards	Pct.	TD	INT	LG	Rtg.
203	144	3,786	2,053	27,908	54.2	183	187	95t	73.5



## HAVEN MOSES

6-2 • 208 • SAN DIEGO STATE

YEAR INDUCTED: 1988

YEARS WITH BRONCOS: 1972-81

**WIDE RECEIVER**



25

Haven Moses was inducted into the Denver Broncos Ring of Fame in 1988 as part of a three-member class that included quarterback Craig Morton and kicker Jim Turner. Moses played 10 seasons for the Broncos from 1972-81 as one of their primary wide receivers after joining the team from Buffalo, where he played his first four professional seasons. He finished his Broncos career ranked third in receptions (302 - currently ninth) and receiving yards (5,450 - currently eighth) while tying for first in receiving touchdowns with 44 (currently tied for fourth). His yards-per-reception average for his Denver career was 18.0, which marks the third-highest career total in franchise history, and he averaged more than 19 yards per catch in three consecutive seasons from 1976-78. Moses, who helped Denver to three playoff berths (1977-79), two division titles (1977-78) and its first-ever Super Bowl berth (XII vs. Dallas during the 1977 season), was a key member of the first winning season in Broncos history in 1973 (7-5-2) when he caught a career-high eight touchdown passes to earn Pro Bowl honors. In 1979, he had career bests in receptions (54) and receiving yards (943). Moses was a two-year letterman and an All-American as a wide receiver and defensive back at San Diego State University.



### MOSES' NFL CAREER RECORD

Games	Starts	Rec.	Yds.	Avg.	LG	TD
199	N/A	448	8,091	18.1	76t	56



## TOM NALEN

6-3 • 286 • BOSTON COLLEGE

YEAR INDUCTED: 2013

YEARS WITH BRONCOS: 1994-2008

**CENTER**



66

Tom Nalen was elected into the Denver Broncos Ring of Fame in 2013. He played center for the Broncos for 14 seasons (1994-2007), anchoring an offensive line that was the standard among NFL units during that span. He saw action in the third-most regular-season games (194) in franchise history, and his 188 starts are second only to quarterback John Elway in Denver's record books. The 11 single-season 1,000-yard rushers and 93 single-game 100-yard rushers he blocked for as the team's starting center (1995-2007) represented the most by an NFL club during that time and the Broncos' 395 sacks allowed in that span were the third fewest in the league. Originally drafted by Denver in the seventh round (218th overall) in 1994, Nalen went on to make five Pro Bowls (1997-2000, '03)—the most by an offensive lineman in Broncos history—in addition to being named an All-Pro selection three times (First Team – 2000 '03; Second Team – 1999) and the NFL's Offensive Lineman of the Year following the 2003 season. He was a member of Denver's back-to-back Super Bowl champion teams from 1997-98 and his 13 career postseason starts are tied for the third-highest total in team history. In addition to being a part of seven playoff teams, three division champions and two Super Bowl winners, Nalen's offenses finished ranked in the Top 5 in total yards on eight occasions. He blocked for 1997 MFL MVP Terrell Davis' memorable 2,000-yard campaign in 1998 and helped pave the way for NFL Offensive Rookie of the Year performances by running backs Mike Anderson (2000) and Clinton Portis (2002). Nalen was a three-year starter at Boston College, where he earned numerous honors, including third-team Associated Press All-America, second-team All-Big East Conference and first-team ECAC recognition.



### NALEN'S NFL CAREER RECORD

Games	Starts
194	188



## GERALD PHIPPS

YEAR INDUCTED: 1985

YEARS WITH BRONCOS: 1961-81

**OWNER**



Gerald H. Phipps became the first and only non-player to be inducted into the Denver Broncos Ring of Fame in 1985. Under the guidance of Phipps and his brother Allan, the Broncos rose from their less than auspicious beginnings to the top of the American Football Conference after Phipps purchased the club on Feb. 15, 1965. In 1977, the Broncos posted a 12-2 regular-season record and advanced to the playoffs for the first time in franchise history en route to claiming their first-ever AFC Championship and appearing in their first Super Bowl (XII vs. Dallas). Denver won the AFC West title in 1977 and '78 with Phipps as owner, and the club made three consecutive playoff appearances (1977-79). Under Phipps, the Broncos ultimately rose to a position as one of the NFL's most stable franchises after recording the first winning season in club history under his direction in 1973 (7-5-2 record). With the success of the Broncos, the doors were opened for major league teams from other sports to grab a piece of the Denver sports pie. Following the takeover by the Phipps brothers, Denver Broncos season ticket sales improved from 8,002 in 1964 to 22,905 in 1965. Broncos season tickets were sold out for every season under Phipps from 1970-81 and grew to 73,380 in 1981. Denver's home attendance grew to 598,224 in his final year overseeing the club in 1981. Before purchasing the Broncos, Phipps was the president of the Gerald H. Phipps Inc. Construction Company, which he continued to operate. Phipps was born March 4, 1915, in Denver. Mr. Phipps passed away on Aug. 6, 1993.







## DAN REEVES

**YEAR INDUCTED: 2014**


**YEARS WITH BRONCOS: 1981-92**

**HEAD COACH**



Dan Reeves became the first head coach to be elected into the Denver Broncos Ring of Fame when he was chosen along with Gene Mingo and Rick Upchurch in 2014. Reeves coached the Broncos from 1981-92 and compiled a 110-73-1 (.600) record in his 12 seasons while leading the team to a franchise-best five division titles (1984, '86-87, '89, '91) and three Super Bowl appearances (1986-87, '89). His 110 regular-season wins and seven playoff victories each rank second in Broncos history behind former Head Coach Mike Shanahan (138 reg. season/ 8 postseason). Hired by the Broncos on March 10, 1981, Reeves made six postseason appearances with Denver and finished with a losing record on just two occasions—one of which was the strike-shortened 1982 season. The pinnacle of his coaching career with the Broncos came in the late 1980s when he led the Broncos to the Super Bowl three times in a four-year span (1986-87, '89). Including his NFL tenure as a player with Dallas (1965-72) and coaching stops with the Cowboys (1972, '74-80), New York Giants (1993-96) and Atlanta Falcons (1997-2003), Reeves owns the distinction of participating in more Super Bowls (9) than any individual in NFL history. His most recent championship appearance was during the 1998 season when he led the Falcons to Super Bowl XXXIII against the Broncos to become just the third head coach at the time to lead multiple teams to the Super Bowl. In 23 NFL seasons as an NFL head coach, including his 12 years with Denver, Reeves posted a 190-165-2 (.535) regular-season record and an 11-9 (.550) postseason mark. His 190 regular-season wins and 201 overall victories each rank ninth in league history while his four Super Bowl appearances are tied for fourth in league annals among head coaches. A quarterback at the University of South Carolina, Reeves signed with the Cowboys in 1965 and totaled 535 rushes for 1,990 yards (3.7 avg.) and 25 touchdowns as a running back during his eight-year professional playing career.






## SHANNON SHARPE

**6-2 • 228 • SAVANNAH STATE**

**YEAR INDUCTED: 2009**

**YEARS WITH BRONCOS: 1990-99, 2002-03**

**TIGHT END**




84

Shannon Sharpe was elected as the 22nd member of the Denver Broncos Ring of Fame on May 12, 2009, after 12 record-setting seasons with the club from 1990-99 and 2002-03. A Pro Football Hall of Fame inductee in 2011, Sharpe tied a Broncos record with seven consecutive Pro Bowl selections from 1992-98 while becoming the NFL's all-time leader in receptions, receiving yards and receiving touchdowns by a tight end (currently second to Tony Gonzalez). A key member of the Broncos' back-to-back Super Bowl championship teams from 1997-98, Sharpe also was a four-time first-team All-Pro selection by the Associated Press as a Bronco. In 172 career regular-season games (139 starts) with Denver, he registered the second-most receptions (675), receiving yards (8,439) and receiving touchdowns (55) by a player in club annals, trailing only wide receiver Rod Smith. He also played two seasons with Baltimore from 2000-01, earning the third Super Bowl ring of his career during the 2000 campaign and his eighth trip to the Pro Bowl in 2001 with the Ravens. For his 14-year NFL career, Sharpe played 204 regular-season games (169 starts) and had 815 receptions for 10,060 yards (12.3 avg.) with 62 touchdowns. Sharpe owns more receptions, receiving yards, receiving touchdowns, Super Bowl wins and Pro Bowl selections than any of the other seven tight ends enshrined in the Pro Football Hall of Fame. Selected by the Broncos in the seventh round (192nd overall) of the 1990 NFL Draft from Savannah State University, Sharpe was named the first-team tight end on the NFL 1990s All-Decade Team as chosen by the Hall of Fame Selection Committee members.




#### SHARPE'S NFL CAREER RECORD

Games	Starts	Rec.	Yds.	Avg.	LG	TD
204	169	815	10,060	12.3	82t	62



## DENNIS SMITH

**6-3 • 200 • SOUTHERN CALIFORNIA**  
**YEAR INDUCTED: 2001**  
**YEARS WITH BRONCOS: 1981-94**



# 49

**SAFETY**

Dennis Smith was inducted into the Denver Broncos Ring of Fame in 2001, honoring his stellar 14-year career with the club during which he established himself as one of the most feared safeties in the NFL. A ferocious hitter, Smith was voted to six Pro Bowls (1985-86, '89-91, '93) that tie for the sixth most by a player in Broncos history. The four-time All-NFL choice (1985-86, '89, '93) was a key part of seven playoff teams, five division champions and three Super Bowl teams (XXI in 1986, XXII in '87, XXIV in '89) with Denver. Selected by the Broncos in the first round (15th overall) of the 1981 NFL Draft from the University of Southern California, Smith finished his career ranked third all time in games played (184) by a Bronco and fifth in games started (170), and he currently ranks sixth in club annals in both categories. The safety also is one of just four players in the history of the Broncos to play at least 14 seasons with the club. Smith's 30 career interceptions and 431 career interception return yards both were the fifth-highest totals at the time of his retirement (currently ranked seventh and sixth, respectively). Smith's career totals also include 1,171 tackles (794 solo) and 15 sacks. He posted a career-high five sacks in 1983, a career-high five interceptions in '91 and a career-high 120 tackles in '92. For his career, Smith recorded five seasons with at least 100 tackles. He was a consensus All-America choice in 1980 as a senior at USC, where he lettered four times in football and three times in track.



#### SMITH'S NFL CAREER RECORD

Games	Starts	Solo	Assist	Total	Sacks	Int.	Yds.	Avg.	TD	Fum. Rec.	Fum TD	Def. TD
184	170	794	377	1,171	15.0	30	431	14.4	0	17	1	1



## PAUL SMITH

**6-3 • 256 • NEW MEXICO**  
**YEAR INDUCTED: 1986**  
**YEARS WITH BRONCOS: 1968-78**



# 70

**DEFENSIVE TACKLE**

Paul Smith was inducted into the Denver Broncos Ring of Fame in 1986 along with quarterbacks Frank Tripucka and Charley Johnson. The defensive tackle recorded 55.5 sacks with the Broncos from 1968-78, finishing his 11-year career in Denver ranked second in that category (currently seventh). He posted 10.5 sacks in 1972 and 11 sacks in '73, propelling him to back-to-back Pro Bowl selections, while registering a career-high 12 sacks during the '71 campaign. Smith did not miss a game for five consecutive seasons from 1969-73, appearing in all 70 contests during that period. He saw action in 12 games during the 1977 campaign, a season in which the AFC West-champion Broncos reached the playoffs for the first time in club history and played in Super Bowl XII against the Cowboys. Smith was one of the team's defensive leaders during the years when Denver was building the foundation for defensive excellence with the famed "Orange Crush." His head coach, John Ralston, once said that Smith was "the finest defensive tackle in pro football," and the lineman was known for being one of the quickest defensive tackles in the NFL. Smith's 11-year career was the longest in Broncos annals until he was surpassed by fellow Ring of Famer Billy Thompson. He was the first 10-year man in Broncos history after joining the club as a ninth-round selection (222nd overall) in the 1968 NFL Draft from the University of New Mexico. Smith finished his professional career by playing two seasons with Washington from 1979-80. Smith passed away on March 14, 2000.



#### SMITH'S NFL CAREER RECORD

Games	Starts	Sacks	Int.	Yds.	Avg.	TD
164	N/A	N/A	2	14	7.0	0





## ROD SMITH

6-0 • 205 • MISSOURI SOUTHERN

YEAR INDUCTED: 2012

YEARS WITH BRONCOS: 1994-2007

**WIDE RECEIVER**



# 80

Rod Smith, the franchise's all-time leading receiver, was elected to the Denver Broncos Ring of Fame in 2012. A three-time Pro Bowl selection (2000-01, '05), Smith played 183 regular-season games (158 starts) over 12 seasons while setting club records for receptions (849), receiving yards (11,389) and receiving touchdowns (68). He also set the team's career postseason receiving marks with 49 catches for 860 yards and six touchdowns in 13 playoff games, including Denver's back-to-back Super Bowl championships following the 1997 and '98 seasons. Originally signed by the Broncos as a college free agent from Division II Missouri Southern University in 1994, Smith spent his rookie season on Denver's practice squad. His first NFL reception came against the Washington Redskins on Sept. 17, 1995, on a 43-yard catch from quarterback John Elway as time expired to give the Broncos a dramatic 38-31 victory. Smith eclipsed the 1,000-yard receiving mark in six consecutive seasons from 1997-2002 and in a club-record eight seasons overall (also from 2004-05). His produced a franchise-best 30 100-yard receiving games in the regular season, including in a career-high eight contests during the 2000 season. Following his final game as a Bronco at the conclusion of the 2006 regular season, Smith was ranked 11th in NFL history in career receptions (849), 17th in career receiving yards (11,389) and tied for 30th in career receiving touchdowns (68). His string of posting 70 or more catches for nine consecutive seasons (1997-2005) tied for the second-longest streak in NFL history, and his career reception and receiving yardage totals still lead all undrafted players in league annals.



#### SMITH'S NFL CAREER RECORD

Games	Starts	Rec.	Yds.	Avg.	LG	TD
183	158	849	11,389	13.4	85t	68



## LIONEL TAYLOR

6-2 • 215 • NEW MEXICO HIGHLANDS

YEAR INDUCTED: 1984

YEARS WITH BRONCOS: 1960-66

**END**



# 87

Lionel Taylor, one of the "original Broncos," was one of the initial Ring of Famers after being inducted with the inaugural class in 1984. He finished his seven-year Broncos career (1960-66) as the franchise's all-time leader in receptions (543) and receiving yards (6,872), records he held until 1999 when he was eclipsed by Shannon Sharpe and most recently by Rod Smith. In addition, he set a Broncos record for career touchdown receptions with 44, a mark that now ties for the fourth highest in team history. He caught 92 passes for 1,235 yards (13.4 avg.) with 12 touchdowns in Denver's inaugural 1960 campaign, and his reception total that year stands as the eighth best by a second-year player in NFL history. Taylor followed his impressive 1960 campaign with 100 receptions (1,176 yds.) in 1961 that stood as the franchise record until 2000 and currently tie for sixth on its single-season chart. Regarded by many as the possessor of the best hands in pro football, Taylor led the AFL in receiving for five of the league's first six years of existence. He never caught fewer than 76 passes in a season over those first six years, averaging 84.7 catches from 1960-65 for the highest six-year total in football history at that time. He totaled AFL/NFL bests in receptions (508) while ranking third in receiving yards (6,424) and tying for eighth in touchdown receptions (43) from 1960-65. A three-time All-AFL selection (1960-61, '65) who played in the league all-star game in 1962, Taylor attended New Mexico Highlands University. He entered the NFL with Chicago in 1959 and played for the Bears as a linebacker for one season before joining the Broncos in 1960. He finished his professional career playing two seasons with Houston from 1967-68.



#### TAYLOR'S NFL CAREER RECORD

Games	Starts	Rec.	Yds.	Avg.	LG	TD
121	N/A	567	7,195	12.7	80t	45



# BILLY THOMPSON

6-2 • 201 • MARYLAND STATE

YEAR INDUCTED: 1987

YEARS WITH BRONCOS: 1969-81

**SAFETY**




# 36

Billy Thompson, regarded by many as one of the best defensive backs in Denver Broncos history, was the only Ring of Fame inductee in 1987. A third-round draft choice (61st overall) by the Broncos in 1969, Thompson was the first player in team history to play 13 seasons with Denver (1969-81) with that total tying for the sixth highest in franchise annals. A team captain for many years, Thompson finished his career with more starts (178) and games played (179) than any player in Broncos history and currently ranks third and 10th, respectively, in those categories. The safety also had the longest consecutive start and games played streaks (156 games) in Broncos history at the time of his retirement, marks that currently rank first and third, respectively, in club annals. Thompson was a three-time Pro Bowl selection (1977-78, '81) who earned All-NFL honors twice (1977-78) while establishing himself as one of the game's top ballhawks, finishing his career with a club-record 61 takeaways (40 INTs/21 FUM) as a member of teams that reached the playoffs three times (1977-79), won two division titles (1977-78) and appeared in one Super Bowl (XII in 1977). His 40 career interceptions are the third most by a Bronco in team history, and Thompson stands atop the Broncos' career interception return yardage list with 784 for a 19.6-yard average that is the second best in club history. The safety scored seven defensive touchdowns for his career, reaching the end zone three times on interception returns and four times on fumble recoveries. His three interception return touchdowns tie for the second-highest total in Broncos annals while his four fumble recovery touchdowns stood as the NFL's career record for many years and currently tie for third in league history. As a rookie in 1969, Thompson became the first player in pro football history to lead his league in both kickoff (28.5 avg.) and punt return (11.5 avg.) average in the same season. He finished his career with the second-most punt return yards (1,814), seventh-best punt return average (11.6) and third-best kickoff return average (25.1) in Broncos history. Thompson enjoyed a brilliant career at Maryland State (now Maryland-Eastern Shore), earning All-CIAA honors three times as a defensive back and being named team MVP as a senior. He also twice earned NAIA All-America honors and made All-CIAA three times in baseball as a centerfielder.



### THOMPSON'S NFL CAREER RECORD

Games	Starts	Sacks	Int.	Yds.	Avg.	TD	Fum. Rec.	Fum TD	Def. TD
179	178	4.0	40	784	19.6	3	21	4	7




# FRANK TRIPUCKA

6-2 • 192 • NOTRE DAME

YEAR INDUCTED: 1986

YEARS WITH BRONCOS: 1960-63

**QUARTERBACK**



# 18

Frank Tripucka—who joined the Denver Broncos Ring of Fame in 1986—is one of the "original Broncos," playing for the team from 1960-63. Tripucka led the Broncos to their first-ever .500 season in 1962 (7-7) and represented half of the Tripucka-to-Lionel Taylor passing combination as the duo (both Ring of Famers) went on to set various records together. Tripucka, who joins John Elway and Floyd Little as one of three Broncos whose jersey number is retired, recorded his best statistical season in 1960 when he completed 248-of-478 passes (51.9%) for 3,038 yards with 24 touchdowns. His 3,038 passing yards led the AFL that year while his 24 touchdown passes tied for the second-highest total in the league. The signal-caller was selected to play in the AFL All-Star Game following a 1962 season in which he threw for 2,917 yards to lead Denver to a 7-7 record and a second-place finish in the AFL West. Tripucka's 7,645 passing yards and 51 touchdown passes from 1960-62 marked the second-highest totals in the AFL during those three seasons. Tripucka currently ranks eighth in Broncos history in career passing yards (7,676), fifth in pass attempts (1,277), eighth in completions (662) and eighth in touchdown passes (51). His 447 passing yards against Buffalo (9/15/62) stood as the Broncos' single-game record until 2000 and currently tie for sixth in club annals. A former star at Notre Dame, Tripucka joined the Broncos after playing for Detroit (1949), the Chicago Cardinals (1950-52) and the Dallas Texans (1952).



### TRIPUCKA'S NFL CAREER RECORD

Games	Starts	Att.	Comp.	Yards	Pct.	TD	INT	LG	Rtg.
75	N/A	1,745	879	10,282	50.4	69	124	96t	52.2



# JIM TURNER

6-2 • 205 • UTAH STATE

YEAR INDUCTED: 1988

YEARS WITH BRONCOS: 1971-79

**KICKER**



15

Jim Turner, a 1988 inductee into the Denver Broncos Ring of Fame, ranks as one of the most prolific kickers of all time in professional football. He never missed a game as a pro and finished with a streak of 228 consecutive appearances, including 130 in nine seasons (1971-79) with the Broncos, for whom he scored 742 points to establish himself as Denver's all-time scoring leader until Jason Elam passed his mark in 1999. Turner also ranks behind only Elam in Broncos history in career field goals made (151) and extra points made (283). Turner's 151 field goals made with Denver from 1971-79 marked the fourth-highest total in the NFL during that period while his 742 points scored were the fifth most in the league over that span. In 1977, Turner helped Denver post a 12-2 regular-season record to earn the franchise's first-ever playoff appearance en route to advancing to Super Bowl XII against Dallas. Turner was a key part of Broncos squads that earned a total of three playoff appearances (1977-79) and two division titles (1977-78). Named the Broncos' special teams MVP in 1975, Turner joined Denver in 1971 after the club acquired him in a trade from the New York Jets. He played seven seasons for the Jets (1964-70), helping lead the club to a victory in Super Bowl III against Baltimore. At the time of his retirement, Turner ranked second in NFL career scoring with 1,439 points (currently 18th) as well as second in field goals with 304 (currently 21st). Turner kicked 521 career extra points (currently 21st in NFL history) and was the fourth player to ever reach the 500 mark. Before entering the NFL, Turner was a three-time letterman as a quarterback at Utah State University in the early 1960s.



## TURNER'S NFL CAREER RECORD

### PAT CONVERSIONS

Games	No.-Att.	Pct.
228	521-543	95.9

### FIELD GOALS

No.-Att.	Pct.	LG	Pts.
304-488	62.3	53	1,439



# RICK UPCHURCH

5-10 • 175 • MINNESOTA

YEAR INDUCTED: 2014

YEARS WITH BRONCOS: 1975-83

**WIDE RECEIVER/RETURNER**



80

Rick Upchurch joined Gene Mingo and Dan Reeves as Denver Broncos Ring of Fame inductees in 2014. Upchurch, who spent his entire nine-year NFL career (1975-83) with the Broncos, made four Pro Bowls (1976, '78-79, '82) and five Associated Press All-Pro teams (1976-79, '82) as a returner. He was named a first-team 1970s NFL All-Decade choice by the Pro Football Hall of Fame Selection Committee in addition to earning second-team 1980s NFL All-Decade honors as a kick returner. Upchurch is the only player in Broncos history to make multiple all-decade teams with the franchise. His career totals include 267 receptions for 4,369 yards (16.4 avg.) with 24 touchdowns, 49 rushes for 349 yards (7.1 avg.) with three scores, 248 punt returns for 3,008 yards (12.1 avg.) with eight touchdowns as well as 95 kickoff returns for 2,355 yards (24.8 avg.). Upchurch's eight career punt return scores tied Pro Football Hall of Fame safety Jack Christiansen for the most in NFL history at the time of his retirement and currently rank first in franchise annals. In 1976, he led the NFL with a 13.7-yard punt return average and four punt return scores. His four touchdowns on punt returns tied an NFL record which still hasn't been broken. He finished first in the league in punt return average (16.1) and punt return touchdowns (2) again in 1982. His best offensive season came in 1979 when he paced the Broncos with 64 receptions for 937 yards (14.6 avg.) with seven touchdowns. His 937 yards marked the sixth-highest single-season total in franchise history at the time and his seven receiving scores tied for sixth. Selected by the Broncos in the fourth round (95th overall) of the 1975 NFL Draft from the University of Minnesota, Upchurch was a 2003 inductee into the Colorado Sports Hall of Fame. He was born on May 20, 1952, in Toledo, Ohio.




## UPCHURCH'S NFL CAREER RECORD

### RECEIVING

Games	Starts	No.	Yds.	Avg.	LG	TD
119	N/A	267	4,369	16.4	90t	24

### PUNT RETURNS

No.	Yds.	Avg.	LG	TD
248	3,008	12.1	92t	8




## LOUIS WRIGHT

6-2 • 200 • SAN JOSE STATE

YEAR INDUCTED: 1993

YEARS WITH BRONCOS: 1975-86

**CORNERBACK**



# 20

Louis Wright was named to the Denver Broncos Ring of Fame in 1993 following an electrifying 12-year career (1975-86) with the club as a cornerback. Selected by the Broncos in the first round (17th overall) of the 1975 NFL Draft from San Jose State University, Wright was a five-time Pro Bowl choice (1977-79, '83, '85) and is one of nine players in franchise history to be selected to at least five Pro Bowls. He was named All-NFL by *The Sporting News*, *Pro Football Weekly* and the NEA in 1977, a year in which he was a key member of Denver's 12-2 team that became the first in franchise history to make the playoffs en route to reaching Super Bowl XII against Dallas. For his career, Wright helped the Broncos earn six playoff berths (1977-79, '83-84, '86), four division titles (1977-78, '84, '86) and two Super Bowl appearances (XII in '77 and XXI in '86). He received All-AFC honors from UPI in 1985 after posting five interceptions that year while his teammates voted him Denver's MVP on defense following both the 1982 and '84 seasons. Wright played 166 career games as a Bronco, including 163 starts that ranked fourth in club history at the time of his retirement and currently stand eighth. The defensive back played every game in a season eight times, including the 1983 campaign in which he recorded a career and team-high six interceptions. Wright's 26 career interceptions rank eighth in club history while his 360 career interception return yards are eighth on Denver's all-time list. He recovered 11 fumbles for his career and scored twice on fumble recoveries for touchdowns. At San Jose State, Wright was a two-time letterwinner as a defensive back. He also won two letters in track and once ran the 100 meters in 9.6 seconds.



#### WRIGHT'S NFL CAREER RECORD

Games	Starts	Sacks	Int.	Yds.	Avg.	TD	Fum. Rec.	Fum TD	Tot. TD
166	163	3.0	26	360	13.8	1	11	2	4



## GARY ZIMMERMAN

6-6 • 294 • OREGON

YEAR INDUCTED: 2003

YEARS WITH BRONCOS: 1993-97

**TACKLE**



# 65

Gary Zimmerman, named to the Pro Football Hall of Fame Class of 2008, was inducted into the Denver Broncos Ring of Fame in 2003. He played tackle for the Broncos for five seasons (1993-97) and became the first offensive lineman in the history of the franchise to be honored with inclusion in the Ring. A finalist for the Pro Football Hall of Fame from 2003-04 and '06-07 before he joined John Elway as the second HOF inductee who spent a primary portion of his career in Denver, Zimmerman was acquired by the Broncos in a trade from Minnesota on Aug. 24, 1993, after playing his first seven years with the Vikings. He was named to the Pro Bowl three times (1994-96) as a Bronco and helped the franchise to its first-ever World Championship with a victory over Green Bay in Super Bowl XXXII during his final season in 1997. Zimmerman, who started all 76 games played as a Bronco, helped Denver lead the NFL in total yards twice (1996-97) and record three consecutive top-5 league rushing rankings (1995-97), including an NFL-best mark in 1996. During his 12 career seasons in the NFL from 1986-97, Zimmerman started all 184 games played and was named to seven Pro Bowls (1987-89, '92, '94-96) while receiving first or second-team All-Pro honors eight times. He holds the unique distinction of being one of only a handful of players to be named to two NFL All-Decade Teams (1980s and 1990s). Picked in the first round (third overall) of the 1984 supplemental draft by the New York Giants, his signing rights were traded to the Vikings for two second-round picks in the 1986 draft. He spent two seasons with the L.A. Express of the USFL before reporting to Minnesota, where he began a streak of 169 consecutive starts that lasted until 1996 when surgery sidelined him. Zimmerman, who helped the Vikings lead the NFC in rushing in 1991, anchored offensive lines that blocked for a conference's leading passer four times during his career (1986, '88, '93, '96). He played at the University of Oregon, where he received first-team All-Pacific-10 Conference honors as a senior.



#### ZIMMERMAN'S NFL CAREER RECORD

Games	Starts
184	184





## DENVER BRONCOS TEAM AWARDS

### WALTER PAYTON NFL MAN OF THE YEAR (SINCE 2005)

Below are the Broncos' nominees for the Walter Payton NFL Man of the Year award since 2005. Quarterback John Elway received the national honor from the NFL in 1992, given to the individual who provides leadership for his teammates on the gridiron and his fellow citizens in the community.

Player	Year
Wesley Woodyard	2013
Zane Beadles	2012
Wesley Woodyard	2011
Wesley Woodyard	2010
Champ Bailey	2009
Champ Bailey	2008
Domonique Foxworth	2007
Rod Smith	2006
John Lynch	2005

### ED BLOCK COURAGE AWARD (SINCE 1984)

Player	Year	Player	Year
Knowshon Moreno	2013	Tony Jones	1998
Chris Kuper	2012	Steve Atwater	1997
Elvis Dumervil	2011	Ed McCaffrey	1996
Ryan Clady	2010	Dave Wyman	1995
Brian Dawkins	2009	Rondel Jones	1994
Marquand Manuel	2008	Simon Fletcher	1993
John Engelberger	2007	Dennis Smith	1992
Louis Green	2006	John Elway	1991
Dwayne Carswell	2005	Keith Kartz	1990
Dan Neil	2004	Rick Dennison	1989
Tom Nalen	2003	Gerald Willhite	1988
Keith Burns	2002	Dennis Smith	1987
Terrell Davis	2001	Rubin Carter	1986
John Mobley	2000	Rulon Jones	1985
Rod Smith	1999	Keith Bishop	1984

### DARRENT WILLIAMS GOOD GUY AWARD



The Darrent Williams Good Guy Award was created in the memory of former Broncos cornerback Darrent Williams, who passed away on Jan. 1, 2007, after completing his second season with the team. The award, voted upon by local media, is given annually to the

Bronco who best exemplifies Williams' enthusiasm, cooperation and honesty while dealing with members of the press.

Cornerback Chris Harris Jr. was named the recipient of the Darrent Williams Good Guy Award in recognition of his work with the media during the 2013 season.

### ALL-TIME BRONCOS WINNERS (SINCE 2007)

Player	Year
Chris Harris Jr.	2013
Wesley Woodyard	2012
Champ Bailey	2011
Mario Haggan	2010
Elvis Dumervil	2009
Ebenezer Ekuban	2008
John Lynch	2007

### MISCELLANEOUS TEAM AWARD WINNERS

#### MVP — EARL HARTMAN AWARD

OFFENSE	DEFENSE	SPECIAL TEAMS
1995 Terrell Davis	Steve Atwater	Glyn Milburn
1994 John Elway	Steve Atwater	Ray Jacobs
1993 John Elway	Simon Fletcher	Reggie Rivers
1992 John Elway	Simon Fletcher	Keith Traylor
1991 John Elway	Dennis Smith	Alton Montgomery
1990 Bobby Humphrey	Steve Atwater	Kevin Clark
1989 Bobby Humphrey	Dennis Smith	David Treadwell
1988 John Elway/ Sammy Winder	Simon Fletcher	Ken Bell
1987 John Elway	Karl Mecklenburg	Ken Bell
1986 John Elway	Mike Harden	Darren Comeaux
1985 John Elway	Rulon Jones	Daniel Hunter
1984 Steve Watson	Louis Wright	Ken Woodard
1983 Steve Watson	Randy Gradishar	Ken Woodard
1982 Billy Bryan	Louis Wright	Rob Lylie/ Rick Upchurch
1981 Steve Watson	Bob Swenson	Jim Ryan
1980 Billy Bryan	Randy Gradishar	Fred Steinfort
1979 Craig Morton	Bob Swenson	Larry Canada
1978 Riley Odums	Randy Gradishar	Maurice Harvey
1977 Craig Morton	Tom Jackson	Rick Upchurch
1976 Riley Odums	Tom Jackson	Rick Upchurch
1975 Bobby Maples	Lyle Alzado	Jim Turner
1974 Otis Armstrong	Tom Jackson	Ken Criter
1973 Charley Johnson	Paul Smith	

#### BOB PECK MEMORIAL AWARD

##### (MOST INSPIRATIONAL)

1995 Michael Dean Perry
1994 Shannon Sharpe
1993 Dennis Smith
1992 Dennis Smith
1991 Kenny Walker
1990 Keith Kartz
1989 Marc Munford
1988 Keith Bishop/Billy Bryan
1987 Keith Bishop
1986 Tom Jackson
1985 Tom Jackson
1984 Tom Jackson
1983 Tom Jackson
1982 Tom Jackson
1981 Tom Jackson

#### BOB MARTIN AWARD (FOR COOPERATION WITH THE MEDIA)

1995 Lionel Washington
1994 Shannon Sharpe
1993 Tyrone Braxton
1992 Reggie Rivers
1991 Greg Kragen
1990 Mark Jackson



## BE A CHAMPION IN THE COMMUNITY

In April of 2012, after existing under the brand “Champions in the Community” for nearly a decade, the Denver Broncos launched a new community branding campaign: BE A CHAMPION IN THE COMMUNITY, intentionally updating the brand to become a call to action for the community to join the team in civic stewardship. Under that new brand, 9 community partners of the organization were given one word as a part of the campaign to evoke emotion and inspire action from the community.

### 2014 Be A Champion in the Community Partners:

Bonfils Blood Center	GIVE
Colorado Youth Football	PLAY
Food Bank of the Rockies	NOURISH
Denver Public Schools Foundation	SUCCEED
Susan G. Komen Colorado	CURE
Rocky Mountain Hospital for Children	CARE
Habitat for Humanity Metro Denver	BUILD
Denver Rescue Mission	SERVE
Boys & Girls Clubs of Metro Denver	INSPIRE

The Denver Broncos will work alongside each of these partners and with the Colorado community to continue to build a lasting legacy of impact. Highlighted here are some of the programs or events that take place throughout the year capturing the Be A Champion in the Community spirit.

## YOUTH PROGRAMS

### YOUTH FOOTBALL

The Denver Broncos are proud to support youth and high school football throughout Colorado and are committed to helping make the game safer and more enjoyable for kids. In 2014, the Broncos will continue to support USA Football and their Heads Up Football safety program which focuses on Coaching Education and Certification, Concussion Awareness, Equipment Fitting, Heads Up Tackling and Heat and Hydration components at the youth and high school levels.

**Youth Programs:** The Broncos will once again host Broncos Bowl, a preseason celebration of youth football, held on Friday, August 15. 10 youth football teams from around the state will have the chance to compete in interleague play at Sports Authority Field at Mile High. All Broncos Bowl teams are honored at the Youth Football Salute preseason game against the Houston Texans. The Broncos will also host their first annual Mom's Safety Clinic this August where moms of youth football players will have the opportunity to learn about the components of Heads Up Football at Sports Authority Field at Mile High.

**Middle School Programs:** This spring marked the sixth season of Denver Public Schools Futures Football and the first season for Aurora Public Schools. Futures Football is a tackle football program for middle school students led by district high school coaching staffs that emphasizes the development of life skills, work-ethic, academics along with proper football fundamentals.

**High School Programs:** The Broncos hosted the fourth annual High School Training Clinic this past spring where Colorado high school football coaches had the opportunity to learn from Broncos assistant coaches. High school programs also had the opportunity this summer to compete in the annual 7-on-7 tournament where 64 programs from across the state competed for the chance to attend the High School Player Development National 7-on-7 Final in Indianapolis.



## DENVER BRONCOS BOYS AND GIRLS CLUB

The Denver Broncos Boys and Girls Club was established in August 2003 with a \$1.2 million investment over a minimum of five years—a commitment that was extended five more years in 2008 and extended once again in 2013 to include the operating budget of the Darrent Williams Memorial Teen Center—bringing the organization's total investment over 15 years to \$2.4 million. Currently, the Club's membership has swelled to capacity with more than 1,500 members and an average nightly attendance of more than 200 children. Transcending the mere monetary contribution, the Broncos have committed to integrating community programs and player visits to the Club's operations, truly building upon a legacy of investment. An additional facet of that commitment is to continually develop and sustain programming that reaches members of all fifteen Boys and Girls Clubs of metro Denver.



## HUNGER AND HOMELESSNESS



## DENVER BRONCOS YOUTH CENTER AT THE CROSSING



In June 2006, the Denver Broncos granted the Denver Rescue Mission \$150,000 over three years for its new transitional housing facility, The Crossing. The Crossing is home to the Family Rescue Ministry program that assists moving homeless, working and refugee families into permanent housing as well as the New Life Program for men looking to improve their lives. The Broncos' grant is designated to fund a 'family room' as part of the Denver's Road Home project as well as the Denver Broncos Youth Center

that serves as an educational and recreational place for children of all ages residing at the facility. The Broncos continue to work with the Denver Rescue Mission on Broncos Tackle Hunger, an annual holiday party and other programs to benefit the children of the Denver Broncos Youth Center.

## FOOD BANK OF THE ROCKIES

The Broncos started a new partnership with Food Bank of the Rockies in 2012. The Broncos staff and players volunteered at several Food Bank of the Rockies sites throughout the last two years including their Mobile Pantry and Totes of Hope. Food Bank of the Rockies also has a Kids Cafe program that provides meals and after-school snacks to all of the Boys & Girls Clubs of Metro Denver locations. Food Bank of the Rockies is the largest private hunger-relief organization in the state of Colorado, supports over 1,000 hunger-relief programs and in the last year has provided 41.3 million pounds of food to children, families and seniors in need.

## HEALTH PROGRAMS



## DRIVE FOR LIFE

Since 1998, the Denver Broncos community blood drive, Drive for Life, has been held on a Tuesday during the football season at Sports Authority Field at Mile High. Working in conjunction with Bonfils Blood Center, Drive for Life has become the largest single-day blood drive in the history of Colorado and one of the largest in the nation. In 2013, the Drive had nearly 1,361 blood donors of which 313 were first time donors. The National Bone Marrow Registry program was also successful in registering 150 potential marrow donors to the Be The Match Registry. Finally, the Broncos Country Donor Club was a new element of Drive for Life established in 2001 to reward first-time Drive for Life donors who continued to contribute throughout the year with special incentives after each donation. The blood donors that completed the program were invited to attend a 2013 Broncos home game.



## THE DENVER BRONCOS CHEERLEADERS

**M**embers of the Denver Broncos cheerleading squad divide thousands of hours annually among dozen of Colorado organizations. Many associations, including Global Down Syndrome Foundation, Denver Broncos Boys and Girls Club, Craig Hospital, Children's Hospital, The Tennyson Center, Denver Rescue Mission and Race for the Cure, have been supported and visited by members of the squad in recent years.

For the 2014 season, the squad will continue to promote community involvement as its primary commitment, including the sixth annual Race to Keep Kids on



Track featuring the Broncos Cheerleaders racing in high-speed go-karts to raise money for at-risk youth.

Since 2003, members of the Denver Broncos cheerleaders have toured military bases in Egypt, Cuba, Iraq, Afghanistan, Italy, Guam, Hawaii, Kwajaleim, Japan and Australia performing their 90-minute show to boost the troops' morale and thank them for their service to our country.

Entering their 22nd season, the Denver Broncos cheerleaders are one of the premier teams in the National Football League. The Broncos brought cheerleaders back in 1993 after a 17-year absence and are proud of the work the team does both on the field and, more importantly, in the community.

The Broncos' cheerleaders are selected through auditions held each spring.

In 2014, 86 women tried out for the 26 available positions. Auditions focus primarily on dance ability; However, appearance, personal accomplishments and community involvement also are contributing factors.

Known for their distinctive western uniforms, the cheerleaders wear long leather chaps and jackets in the fall months, skiwear for cold games and a more traditional cheerleading leather skirt and vest in the summer months. The three uniform changes give the group flexibility with the rapidly changing Colorado weather.

In 2014, the cheerleaders will have a calendar, poster and other merchandise available for sale. For more information on the cheerleaders, including audition information and appearance schedules, visit [www.DenverBroncos.com/cheerleaders](http://www.DenverBroncos.com/cheerleaders).

## DENVER BRONCOS JUNIOR CHEERLEADERS



**T**he Junior Denver Broncos Cheerleaders (JDBC) program is designed specifically to promote self-esteem, pride, commitment, and discipline among young women ages six to fourteen. This program offers a rare and truly special opportunity for young women to perform during pregame and halftime shows for 76,000 Denver Broncos fans at Sports Authority Field at Mile High. Junior Cheerleaders will participate in monthly clinics taught by the Denver Broncos Cheerleaders and have the opportunity to participate in charity and community appearances. JDBC clinics will be held at Sports Authority Field at Mile High on one-to-two Saturdays a month from June through December.

No tryouts are required for the program! The Junior Denver Broncos Cheerleaders is a team tailored to kids of all ages and ability levels. This is a community program open to young girls with years of experience or girls who are just being exposed to cheerleading and dance.



## MASCOTS

### THUNDER

The Denver Broncos are notorious for having thunderstorms throughout the fall and winter—that is Thunder storming the field. Thunder is a purebred Arabian gelding that acts as the club's mascot. Following every Denver Broncos touchdown, Thunder displays his impressive canter from one end zone to the other.

Thunder, provided by Thunder Spirit LLC of Denver, will be entering his 11th year during the Broncos' 2014 campaign. Thunder took the reins as the Broncos' mascot during a ceremony at the Sunday night game against the Kansas City Chiefs on Sept. 12, 2004.

The original Thunder served as the Broncos' mascot for 11 years before retiring at the start of the 2004 campaign. His registered name was JB Kobask, but the stallion was given the "stage name" Thunder for his mascot duties. Thunder made his Mile High debut on Sept. 12, 1993, during a Broncos victory over the San Diego Chargers. In addition to his appearances at all Broncos home games, Thunder also appeared at Super Bowl XXXII in San Diego, XXXIII in Miami and XLVIII in New York/New Jersey. The original Thunder made regular appearances at events and community functions following his retirement.

Thunder had been Sharon Magness Blake's personal riding horse for five years before assuming the duties of Broncos mascot in 2004.

Thunder is trained and ridden by Ann Judge-Wegener of Thunder Spirit LLC. She is an accomplished equestrian.



### MILES



Popular with all fans and especially children, Miles entertains the Broncos' faithful at every home game and makes more than 250 appearances throughout the Denver community each year since being introduced in 2001.

Miles has performed all across Colorado and the world, including appearances at the Chinese New Year Parade in Hong Kong, the Macy's Thanksgiving Parade in New York City and the Pro Bowl in Hawaii. Miles also visited more than 15,000 students in Colorado and Wyoming with his Fuel Up to Play 60 Program.

If you would like to inquire about scheduling Miles for your next event or birthday party, please contact Brad Post in the Broncos' marketing department at (720) 258-3114 or visit [www.denverbroncos.com/Miles](http://www.denverbroncos.com/Miles).

**Follow Miles on twitter: @5280Miles**

**SPORTS AUTHORITY FIELD AT MILE HIGH**

**T**he Denver Broncos began a new era in 2001 when they took to the field in a new stadium, Sports Authority Field at Mile High. Built adjacent to their previous home of 41 years, Mile High Stadium, the new stadium features first-class, state-of-the-art amenities for the teams and fans alike.

With seating capacity set at 76,125, Sports Authority Field at Mile High is one of the largest stadiums in the National Football League. It includes 1.7 million square feet of space (approximately twice that of Mile High Stadium), providing the ultimate in comfort and convenience—including wider concourses, wider seats, more restrooms, elevators and escalators and full-service accommodations for people with disabilities.

Sports Authority Field at Mile High features 132 luxury suites on two levels as well as 8,800 club seats. It is highlighted by an emphasis on state-of-the-art technology while maintaining the traditional aspects of Mile High Stadium that gave the Broncos a decided home-field advantage over the years. Those features include the close proximity of the seats to the field as well as steel treads and risers that fans utilize to create the same deafening roar that characterized Mile High Stadium.

A \$30 million investment in Sports Authority Field at Mile High during the 2013 offseason increased the size of its scoreboard by three times while enhancing all stadium audio/visual elements, suites and concourses.

The stadium was designed and built by Turner/Empire/Alvarado Construction and HNTB Architects in association with Fentress Bradburn Architects and Bertram A. Bruton Architects. Numerous Colorado companies and hundreds of professional designers, engineers and construction tradesmen were involved in the construction of the new state-of-the-art facility.

Construction began during the summer of 1999, and official groundbreaking on the stadium was held on Aug. 17, 1999. The Broncos won the first game ever played in the new stadium, 31-24, over New Orleans on Aug. 25, 2001, in the preseason and won the first regular-season game, 31-20, at the facility on *Monday Night Football* against the New York Giants on Sept. 10, 2001.







## SPORTS AUTHORITY FIELD AT MILE HIGH FACTS

### BRONCOS' RECORD AT S.A.F. AT MILE HIGH

68-36 (.654) Regular Season / 4-2 (.667) Postseason

### LOCATION

1701 Bryant Street in Denver, just west of Interstate 25, near downtown

### DEVELOPER AND OWNER

Metropolitan Football Stadium District

### SEATING

Capacity 76,125

(Lower Level-31,950 / Mid Level-19,100 /

Upper Level-25,075)

### SUITES/CLUB SEATS

132 Luxury Suites on two levels / 8,800 club seats

### AREA

Site: Approximately 83 acres

Footprint: 15.34 acres

Gross square footage: 1,693,000

### ARCHITECT

HNTB Corporation, in association with Fentress  
Bradburn Architects and Bertram A. Bruton &  
Associates

### CONTRACTOR

Turner Construction, Empire Construction, Alvarado  
Construction

### BY THE NUMBERS:

- 1,717,000 square feet area
- 4,844,000 field man hours
- 300,000 cubic yards of excavation
- 85,000 cubic yards of concrete (*enough to build the foundations for all the houses in Trinidad, Colo. (pop. 9,900)*)
- 12,000,000 pounds of reinforced steel
- 1,500,000 square feet of wire mesh
- 12,000 tons of structural steel
- 130,000 bricks
- 1,600,000 masonry blocks
- 1,000,000 square feet of drywall
- 500,000 square feet of sidewalks
- 2,100,000 square feet of asphalt paving (*equivalent to 16 miles of two-lane highway*)
- 256 miles of post tensioning cable (*enough to stretch from Trinidad, Colo., to Fort Collins, Colo.*)
- 35,000 linear feet of curb
- 130,000 square feet of curtainwall
- 31,000 square feet of suite windows
- 200,000 pounds of aluminum
- 30,000 square feet of glass
- 76,000 square feet of metal panels
- 1,500 plumbing fixtures
- 25,000 light fixtures
- 2,500 tons of cooling

## BRONCOS STADIUM HISTORY

The Denver Broncos played nearly all of their home games for the first 41 seasons of club history in one building. Known since 1969 as Mile High Stadium, the facility opened in 1948 as Bears Stadium for the Denver Bears of baseball's old Western League with long range plans to utilize it for football as well. When Denver became a charter member of the American Football League in 1959, the south stands (8,100 seats) and portable east stands (9,616 seats) were added to give a capacity of 34,657 for football. The Broncos began play in 1960.

After Denver voters turned down a stadium bond issue to build an all-purpose metropolitan stadium in 1967, a non-profit group began a fundraising drive with the goal of purchasing the stadium for the city. In February 1968, the group bought the stadium from Rocky Mountain Empire Sports for \$1.8 million and presented it to the city of Denver. A 16,000-seat upper deck was immediately constructed over the west stands, raising the capacity to more than 50,000 for the 1968 season. In December 1968, the stadium was renamed Denver Mile High Stadium.

The Broncos posted a home record of 191-109-7 (.634) in 41 seasons of play from 1960-2000. With the exception of two games played at the University of Denver Stadium (1962 and '63 home openers; 1-1 record), every Broncos home game was played in the single facility known either as Bears Stadium or Mile High Stadium with the club posting a 190-108-7 (.638) record in the building. The Broncos went 19-40-2 (.328) from 1960-68 in Bears Stadium before posting a 171-68-5 (.711) record from 1969-2000 after the name was changed to Mile High Stadium.

The stadium was filled for every regular-season game from the beginning of the 1970 season through its final season in 2000. The Broncos sold out 237 consecutive regular-season games, and with postseason contests the total reached 250 over the 31-year period.


Expansion of Mile High Stadium, which began in 1975, was completed for the 1977 season to give the Broncos the seventh-largest home facility in the league. Denver voters passed a \$25 million bond issue in 1974 to expand and improve the stadium from its capacity of 51,706 to 75,100. The stadium held 63,532 for the 1976 season, halfway through the project.

Bringing the stadium to its final capacity of 76,098 in 1986 was the construction of 60 penthouse suites atop the west stands.

One of the unique aspects of Mile High Stadium was its movable east stands. The massive single section, when fully extended, formed a horseshoe configuration for football, and when retracted, was in position for

baseball. The three-tiered structure, measuring 535 feet in length, 135 feet in height and 200 feet in depth, weighed nearly nine million pounds and was moved a distance of 145 feet between the two configurations. The move was facilitated by a process involving a thin layer of water on which the structure moved. Water was pumped onto more than 90,000 square feet of runways and formed a .003-inch sheet upon which the stands rested. Hydraulic rams then pushed the stands forward at the rate of three feet per minute, making the move last somewhere around two hours.

Demolition of Mile High Stadium was completed in March 2002.



The Broncos played their home games at Mile High Stadium from their inception in 1960 until 2000. The facility, built in 1948, was known as Bears Stadium until 1969.

### FAST FACTS

#### **Broncos Home Record, 1960-2000**

*(Bears Stadium/Mile High Stadium,  
University of Denver Stadium):*

191-109-7 (.634)

#### **Broncos Record at Bears Stadium/ Mile High Stadium:**

190-108-7 (.638)

*19-40-2 (.328) as Bears Stadium, 1960-68  
171-68-5 (.711) as Mile High Stadium, 1969-2000*

#### **Broncos Record at U. of Denver Stadium**

1-1 (.500)

#### **First Broncos Game at Bears Stadium**

Oct. 2, 1960  
(Denver 31, Oakland 14)

#### **Last Broncos Game at Mile High Stadium**

Dec. 23, 2000  
(Denver 38, San Francisco 9)

## SPORTS AUTHORITY FIELD AT MILE HIGH SEATING DIAGRAM



### DENVER BRONCOS HIGHLIGHT VIDEO

The Denver Broncos' highlight video for the 2013 season is titled, "From Denver to New York via Omaha!!!" It is available through NFL Films and can be obtained by calling (856) 778-1600. The NFL Films address is 330 Fellowship Road, Mt. Laurel, N.J. 08054.

## SPORTS AUTHORITY FIELD AT MILE HIGH SINGLE-GAME RECORDS (2001-2013)

### INDIVIDUAL PERFORMANCES

BY DENVER			BY OPPONENT		
Statistic	No.	Player (Game)	No.	Player (Game)	
Rushing Yards	228	Clinton Portis (Ari., 12/29/02)	259	Jamaal Charles (K.C., 1/3/10)	
Rushing Touchdowns	5	Clinton Portis (K.C., 12/7/03)	3	4x, last: R. Matthews (S.D., 1/2/11)	
Receptions	18	Brandon Marshall (S.D., 9/14/08)	14	2x, last J. Blackmon (Jac., 10/13/13)	
Receiving Yards	213	Jabar Gaffney (K.C., 1/3/10)	190	Justin Blackmon (Jac., 10/13/13)	
Receiving Touchdowns	3	Shannon Sharpe (S.D., 11/16/03)	3	2x, last: R. Wayne (Ind., 10/29/06)	
Passing Yards	499	Jake Plummer (Atl., 10/31/04)	469	Matt Cassel (K.C., 11/14/11)	
Passing Touchdowns	7	Peyton Manning (Bal., 9/5/13)	4	4x, last: M. Schaub (Hou., 9/23/12)	
Passer Rating	146.0	Peyton Manning (Phi., 9/29/13)	142.4	Brett Favre (G.B., 10/29/07)	
Field Goals Made	5	Jason Elam (Mia., 10/13/02)	5	Nick Novak (S.D., 10/9/11)	
Sacks	4	Elvis Dumervil (Cle., 9/20/09)	3	A. Kampman (G.B., 10/29/07) OT	
Interceptions	4	Deltha O'Neal (K.C., 10/7/01)	2	3x, last: D. Johnson (K.C., 1/3/10)	

### TEAM PERFORMANCES

BY DENVER			BY OPPONENT		
Statistic	No.	Opponent (Date)	No.	Team (Date)	
Points	52	Philadelphia (9/29/13)	44	Kansas City (1/3/10)	
Touchdowns	7	4x, last: Philadelphia (9/29/13)	8	Oakland (10/24/10)	
Total Net Yards	567	Atlanta (10/31/04)	524	Kansas City (1/3/10)	
Rushing Yards	270	Kansas City (12/7/03)	328	Oakland (10/24/10)	
Rushing Touchdowns	5	Kansas City (12/7/03)	5	Oakland (10/24/10)	
Passing Yards (Net)	499	Atlanta (10/31/04)	433	Kansas City (11/14/10)	
Passing Touchdowns	7	Baltimore (9/5/13)	4	3x, last: Kansas City (11/14/10)	
Sacks	7	Pittsburgh (10/12/03)	7	Detroit (10/30/11)	
Interceptions	5	New England (10/28/01)	3	5x, last: Washington (10/27/13)	
Fewest Points Allow.	0	N.Y. Jets (11/20/05)	3	2x, last: San Diego (11/22/09)	
Fewest Net Yds. Allow.	96	San Diego (11/16/03)	186	Washington (11/18/01)	
Fewest Rush Yds. Allow.	16	Kansas City (12/9/07)	14	Miami (11/2/08)	
Fewest Pass Yds. Allow.	26	Kansas City (12/30/12)	50	Kansas City (1/1/12)	
Takeaways	5	4x, last: Washington (10/27/13)	5	Seattle (12/3/06)	
Fewest Giveaways	0	19x, last: Tennessee (12/8/13)	0	23x, last: Oakland (9/23/13)	
Turnover Ratio	+4	3x, last: Seattle (9/19/10)	+4	Seattle (12/3/06)	

### BRONCOS STATS CREW

The Denver Broncos' stats crew, regarded as one of the best in the NFL, is responsible for tracking all statistical information during home games. The eight-man crew has a combined 183 years of experience recording football statistics and is a vital part of the Broncos' gameday operation.



**Dave Einspahr**  
31 Years Exp.  
Official Scorer



**Jim Motsinger**  
29 Years Exp.  
Data Entry



**Don Nichols**  
2 Years Exp.  
Rushing



**David Plati**  
34 Years Exp.  
Miscellaneous



**Dan Riley**  
22 Years Exp.  
"Catch All"



**Art Rosener**  
32 Years Exp.  
Passing



**Jerry Valdes**  
11 Years Exp.  
Spotter/Defense



**Sax Willson**  
23 Years Exp.  
Auditor

## BRONCOS RADIO NETWORK



**850 KOA**  
**BRONCOS RADIO** 

It's a Rocky Mountain tradition: 850 KOA and the Denver Broncos. For the 45th consecutive season, Denver's 50,000-watt station serves as the flagship for the Denver Broncos game broadcast network.

Additionally, 850 KOA's FM sister station, 103.5 The Fox, will simulcast the games along with more than 60 Broncos Radio Network affiliates throughout the West.

Dave Logan, who leads KOA's broadcast crew as the play-by-play announcer, is in his 18th full season as voice of the Broncos following seven years as color analyst on the broadcasts.

A Colorado native and 1971 winner of The Denver Post Gold Helmet Award, he is one of two athletes (along with Dave Winfield) drafted by franchises in

Major League Baseball, the NBA and the NFL. Logan chose the latter, starring for the Cleveland Browns from 1976-83 and ascending into the top five of virtually every receiving category in the franchise's record books. He played his final season in Denver in 1984.

Since then, Logan has brought his love for sports and knowledge of the games to Colorado radio listeners as co-host of 850 KOA's "Colorado Afternoon News" from 3-7 p.m. He was named 1997 Broadcast Citizen of the Year in Colorado and has been Colorado Sportscaster of the Year three times (1992-93 and '98).

Logan also is one of the most accomplished prep football coaches in the country as he is one of just two coaches in history to lead three different schools to a state title at the highest classification (six championships total). He currently is the head coach at Cherry Creek High School, where he enters his third year coaching the Bruins in 2014. He was named the Denver Broncos' Don Shula NFL Coach of the Year nominee in 2010, recognizing his integrity, achievement and leadership demonstrated by the winningest coach in NFL history. He was also the recipient of the Denver Athletic Club's Career Achievement Award in 2012.

Ed McCaffrey joins Logan for his third full season providing color commentary for the Broncos' radio network. He was a guest commentator for three radio games in 2009 and is also a football analyst for Altitude Sports and Entertainment.

The former Broncos wide-receiver won two of his three Super Bowl rings with the Broncos (1997, '98) and was voted to the pro bowl in 1998. He finished his career with 565 receptions for 7,422 yards and 55 touchdowns, and ranks fourth on the Broncos' all-time receiving list for both catches (462) and yards (6,200), and third in touchdowns (46). His best season came in 2000 when he caught a then-Broncos-record 101 passes (3rd in the NFL) for 1,317 yards and nine touchdowns. He retired from the NFL in 2004 after 13 seasons.

As respected as he was on the field, McCaffrey has made an equally significant impact off the field—hosting annual football camps in Colorado. He and his wife Lisa are the parents of four boys, and are very active in the community through their foundation, which strives to improve the lives of children, particularly in Colorado.

### DENVER BRONCOS RADIO NETWORK 2014 AFFILIATE STATIONS

#### COLORADO

Alamosa	KALQ	93.5 FM
Aspen	KNFO	106.1 FM
Buena Vista	KBVC	104.1 FM
Canon City	KSTY	104.5 FM
Colo. Spgs./Pueblo	KDZA	107.9 FM
Craig	KRAI	550 AM
Denver	KRFK	103.5 FM
Durango	KRSJ	100.5 FM
Fort Collins	KCOL	600 AM
Fort Morgan	KSIR	1010 AM
Glenwood Springs	KMTS	99.1 FM
Grand Junction	KSTR	96.1 FM
Gunnison	KPKE	1490 AM
Lamar	KVAY	105.7 FM
Pagosa Springs	KWUF	1400 AM
Pueblo	KCCY	1350 AM
Rifle	KNAM	1490 AM
Salida	KVRH	1340 AM
Steamboat Springs	KTVY	98.9 FM
Sterling	KPMX	105.7 FM
Trinidad	KCRT	92.5 FM
Walsenburg	KSPK	102.3 FM

#### KANSAS

Goodland	KKCI	102.5 FM
Hays	KRMH	105.7 FM
Salina	KDJM	101.7 FM
<b>MONTANA</b>		
Billings/Laurel	KBSR	1490 AM
Hardin	KHDN	1230 AM
Kalispell	KOPFI	1380 AM
Lockwood	KYLW	1450 AM
<b>NEBRASKA</b>		
Chadron	KCSR	610 AM
Lincoln	KLIN	1400 AM/945 FM
McCook	KBRL	1330 AM
North Platte	KDQO	1410 AM
Scottsbluff	KNEB	960 AM
<b>NEVADA</b>		
Las Vegas	KMZQ	670 AM
<b>NEW MEXICO</b>		
Albuquerque	KIVA	1600 AM/95.9 FM
Artesia	KSPV	990 AM
Farmington	KSQL	1340 AM
<b>SOUTH DAKOTA</b>		
Belle Fourche	KBFS	1450 AM
Rapid City	KOTA	1380 AM

#### UTAH

Salt Lake City	KKFNZ	1320 AM
<b>WYOMING</b>		
Buffalo	KBBS	1450 AM
Casper	KTWO	1030 AM
Cheyenne	KFBC	1240 AM
Cody	KTAG	97.9 FM
Douglas	KKTY	1470 AM
Evanston	KEVA	1240 AM
Gillette	KKXL	106.1 FM
Green River	KFRZ	92.1 FM
Lander	KOVE	1330 AM
Laramie	KOWB	1290 AM
Pinedale	KFEZ	104.3 FM
Powell	KPOW	1260 AM
Riverton	KWYV	99.1 FM
Saratoga	KTGA	99.3 FM
Sheridan	KWYO	1410 AM
Sheridan	KSHW	87.7 FM
Sundance	KYDT	103.1 FM
Torrington	KGOS	1490 AM
Wheatland	KYCN	1340 AM
Worland	KWOR	1340 AM




## BRONCOS TELEVISION PARTNER

KUSA (9News) is the Denver Broncos' official television partner following an initial two-year agreement with the club in 2011 and a multi-year extension in 2013.

Serving as the club's primary television home during the Broncos' back-to-back Super Bowl championship seasons in 1997-98, and as recently as 2003, Colorado's News Leader provides quality Broncos content that brings fans closer to the team. 9News also works in collaboration with the Broncos on various year-round community initiatives.

As the Broncos' partner television station, the NBC affiliate with the market's most comprehensive pregame show will carry all four of Denver's preseason contests and three more regular season games, including the opening contest in 2014 against the Indianapolis Colts at Sports Authority Field at Mile High. Additionally, 9News will host a series of weekly Broncos-related programs, including Broncos Game Day Live on Sundays from 9-9:30 a.m., The Broncos Huddle on Wednesdays from 6:30-7 p.m., Broncos Sideline Stories on Saturdays at 9:30 p.m. on KTVD (and Sunday mornings from 9:30-10 a.m. on 9News) and Broncos Tonight on Sundays from 10:37-11 p.m., along with regular content with Broncos Executive Vice President of Football Operations/General Manager John Elway, Head Coach John Fox, former Vice President of Corporate Communications Jim Saccomano and key players throughout the season.


On-air personalities Drew Soicher, Susie Wargin and Rod Mackey will spearhead 9News' in-depth, exclusive programming to bring Broncos fans up-to-date information about their team.



SUSIE WARGIN

DREW SOICHER

ROD MACKEY

**9NEWS** 

BROADCAST HOME OF THE

**BRONCOS**

PRESEASON GAMES • REGULAR SEASON OPENER  
BRONCOS GAME DAY LIVE • BRONCOS TONIGHT • BRONCOS HUDDLE



## FUTURE SUPER BOWLS

<b>Super Bowl XLIX</b>	February 1, 2015.....	University of Phoenix Stadium, Glendale, Ariz.
<b>Super Bowl 50</b>	February 7, 2016.....	Levi's Stadium, San Francisco
<b>Super Bowl LI</b>	February 5, 2017.....	NRG Stadium, Houston
<b>Super Bowl LII</b>	February 4, 2018.....	Vikings Stadium, Minneapolis

## GAMES IN EXTREME TEMPERATURES IN DENVER BRONCOS HISTORY

*(Note – Wind chill figures are included only when noted on the play-by-play)*

### Coldest Games

Date	Game	Temp.	Wind Chill
Dec. 18, 1983	at Kansas City	0	-30
Dec. 17, 2000	at Kansas City	9	-1
Dec. 10, 1972	vs. San Diego	9	
Jan. 12, 2013	vs. Baltimore	13	
Dec. 20, 1981	at Chicago	14	
Dec. 19, 2004	at Kansas City	15	-1
Dec. 3, 2006	vs. Seattle	16	16
Dec. 21, 2008	vs. Buffalo	17	7
Dec. 8, 2013	vs. Tennessee	18	11
Nov. 28, 2004	vs. Oakland	18	9
Nov. 23, 2003	vs. Chicago	18	8
Jan. 1, 1978	vs. Oakland	18	
Dec. 14, 1975	vs. Philadelphia	18	

### Warmest Games

Date	Game	Temp.
Sept. 23, 2001	at Arizona	103
Sept. 11, 1983	at Baltimore	99
Sept. 9, 1990	at Los Angeles Raiders	94
Sept. 19, 2010	vs. Seattle	91
Sept. 3, 1995	vs. Buffalo	91
Sept. 12, 1993	vs. San Diego	91
Sept. 12, 2010	at Jacksonville	90
Sept. 27, 1998	at Washington	90
Sept. 1, 1996	vs. N.Y. Jets	90
Sept. 3, 1978	vs. Oakland	90
Sept. 11, 2005	at Miami	89
Sept. 16, 2007	vs. Oakland	87
Sept. 4, 1994	vs. San Diego	87

## BRONCOS ALL-TIME TRAINING CAMP SITES

1960-61	Colorado School of Mines.....	Golden, Colo.
1962-64	Colorado State University.....	Fort Collins, Colo.
1965-66	Colorado School of Mines.....	Golden, Colo.
1967-71	Broncos headquarters.....	Adams County, Colo.
1972-75	California Poly-Pomona.....	Pomona, Calif.
1976-81	Colorado State University.....	Fort Collins, Colo.
1982-2002	University of Northern Colorado.....	Greeley, Colo.
2003-14	Paul D. Bowlen Memorial Broncos Centre.....	Englewood, Colo.

## BRONCOS ALL-TIME RECORD ON ARTIFICIAL TURF

Opponent	Stadium	Reg. Season	Postseason
Atlanta Falcons	Georgia Dome	2-1	
Baltimore Ravens	M&T Bank Stadium	1-3	
Buffalo Bills	Rich Stadium/Ralph Wilson Stadium	6-7	0-1
Chicago Bears	Soldier Field	1-3	
Cincinnati Bengals	Riverfront Stadium/Paul Brown Stadium	5-4	
Dallas Cowboys	Texas Stadium/Superdome/Cowboys Stadium	3-2	0-1
Detroit Lions	Silverdome/Ford Field	2-3	
Houston Oilers	Astrodome	3-6	0-1
Indianapolis Colts	Hoosier Dome/RCA Dome/Lucas Oil Stadium	3-5	0-2
Kansas City Chiefs	Arrowhead Stadium	9-12	
Miami Dolphins	Orange Bowl	0-4	
Minnesota Vikings	Metrodome	3-3	
New England Patriots	Schaefer Stadium/Gillette Stadium	0-5	0-1
New Orleans Saints	Superdome	3-1	
New York Giants	Giants Stadium/MetLife Stadium	2-3	
New York Jets	Giants Stadium	3-3	
Philadelphia Eagles	Veterans Stadium	1-4	
Pittsburgh Steelers	Three Rivers Stadium	5-4	1-1
San Francisco 49ers	Superdome		0-1
St. Louis Cardinals	Busch Stadium	0-0-1	
St. Louis Rams	Trans World Dome/Edward Jones Dome	0-2	
Seattle Seahawks	Seahawks/Kingdome/Husky Stadium	13-13	0-1
	MetLife Stadium		0-1
<b>Total</b>		<b>65-88-1 (.425)</b>	<b>1-10 (.090)</b>

## MEDIA INFORMATION

The Broncos' media guide was prepared to assist in the coverage of Denver's 2014 NFL season. For additional information, please contact a member of the public relations staff:

### DENVER BRONCOS PUBLIC RELATIONS CONTACTS:

**PATRICK SMYTH:** Vice President of Public Relations ..... (303) 264-5536 / patrick.smyth@broncos.nfl.net  
**REBECCA VILLANUEVA:** Media Services Manager ..... (303) 264-5598 / rebecca.villanueva@broncos.nfl.net  
**ERICH SCHUBERT:** Media Relations Manager ..... (303) 264-5503 / erich.schubert@broncos.nfl.net  
**JONATHAN BRANCH:** Graduate Intern ..... (303) 264-5537 / jonathan.branch@broncos.nfl.net  
**GABY MORAN:** Graduate Intern ..... (303) 264-5537 / gaby.moran@broncos.nfl.net

The Broncos have a media website (<http://media.denverbroncos.com>) designed to serve the needs of all media who cover the club. The site contains the most up-to-date and complete information on the team, as well as a photo database for convenient download of high-resolution images. The media website also serves as the **primary means to request credentials for Broncos home games through our online credentialing process.**

Requests for game credentials must be formally made by Tuesday of the week of each home game, and credentials may be picked up at the media will call window in the North tunnel of Sports Authority Field at Mile High on game day. Should transmission facilities be required, please arrange for same through local representatives.

As a general rule, the Denver Broncos do not issue any types of press credentials to weekly newspapers or magazines unless they are of national circulation on specific assignment.

It is understood that all credentials will be used for the purpose for which they were issued without exception. Violation of this policy will subject the bearer to ejection from Sports Authority Field at Mile High.

**WORKING PRESS:** Admittance to the Broncos' press box is restricted to the WORKING PRESS ONLY. Credentials are marked with individual identification. Passes are non-transferable.

**PHOTOGRAPHERS:** Photographers are asked to take special note of the following conditions for use of press credentials, as set by the National Football League:

### NOTICE OF CREDENTIAL USE CONDITIONS

"The terms and conditions governing use of this credential are set forth in the Notice of Credential Use and summarized in the 2014 Credential Memo, both of which are available at [www.nflmedia.com](http://www.nflmedia.com) and incorporated herein by reference. By accepting this credential, you acknowledge that you have read and are bound by the terms and conditions set forth in the Notice of Credential Use and summarized in the 2012 Credential Memo."

Sideline photo passes will be tightly controlled by the public relations department and are generally limited to photographers shooting for a major metropolitan daily newspaper, wire service, or magazine of national circulation on specific assignment. As a general rule, field photo passes used for still photography will not be granted locker room access postgame.

**RADIO-TELEVISION:** In making requests for broadcast credentials, please specify requirements for spotters and/or statisticians.

**STADIUM ACCESS:** To get to Sports Authority Field at Mile High, which is located at 17th Avenue and Bryant Street, take Interstate 25 to the Sports Authority Field at Mile High Exit (Southbound, it is the 23rd Ave. Exit; Northbound it is the 17th Avenue Exit). The press entrance and media will call are located at the north tunnel of the stadium.

**DRIVING INSTRUCTIONS TO SPORTS AUTHORITY FIELD AT MILE HIGH FROM DENVER INTERNATIONAL AIRPORT:** Exit airport on Pena Boulevard and continue to Interstate 70. Take Interstate 70 West to Interstate 25 South. Continue on I-25 South and exit at 23rd Ave. Go straight through the intersection onto a special frontage road, and then follow the directions to Lots H, I, J and K. ***If you do not already have a parking pass in hand, you will not be able to gain access to the frontage road.***

**DRIVING INSTRUCTIONS TO DENVER INTERNATIONAL AIRPORT FROM SPORTS AUTHORITY FIELD AT MILE HIGH:** Depending on your lot location, follow signs to Interstate 25 North. To do so you can take 20th Avenue East to Clay Street, turning left at Clay and proceeding to 23rd Avenue. Take a right at 23rd Avenue and continue to Interstate 25 entrances. Another route would be to follow Bryant Street (which runs north-south on the east side of the stadium) to 17th Avenue East, which will continue beneath an overpass and take you directly to I-25 North. Take I-25 North to I-70 East. Follow the signs to DIA. Please allow 45 minutes from Sports Authority Field at Mile High to DIA.

**POST-GAME TRANSPORTATION:** Please advise Broncos PR personnel as soon as possible should you require transportation following the game. The amount of time you must wait will obviously decline as time goes by following the conclusion of the game. Should you wish to make your own arrangements, the numbers of local cab companies are 303-777-7777 and 303-333-3333.